



Katalog BPS: 8202006

**BULETIN**  
**STATISTIK PERDAGANGAN LUAR NEGERI**  
***FOREIGN TRADE STATISTICAL BULLETIN***

**IMPOR / IMPORTS**

**Juli**  
***July***

**2014**





**BULETIN**

**STATISTIK PERDAGANGAN LUAR NEGERI**  
***FOREIGN TRADE STATISTICAL BULLETIN***

**IMPOR / IMPORTS**

**Juli**  
***July***

**2014**



**Buletin**  
**STATISTIK PERDAGANGAN LUAR NEGERI**  
**FOREIGN TRADE STATISTICAL BULLETIN**  
**IMPOR/IMPORTS**

**Juni/June 2014**

**No. Publikasi / Publication Number : 06120.1417**

**No. ISSN / ISSN : 0126-3668**

**Katalog BPS / BPS Catalogue : 8202006**

**Ukuran Buku / Book Size : 21 Cm x 28 Cm**

**Jumlah Halaman / Number of pages : xix+195 halaman/pages**

**Naskah / Manuscript :**

**Subdirektorat Statistik Impor**

*Subdirectorate of Import Statistics*

**Gambar Kulit / Cover Design :**

**Subdirektorat Publikasi dan Kompilasi Statistik**

*Subdirectorate of Statistical Publication and Compilation*

**Diterbitkan oleh / Published by :**

**Badan Pusat Statistik, Jakarta-Indonesia**

*BPS - Statistics Indonesia*

**Dicetak oleh / Printed by :**

**Boleh dikutip dengan menyebut sumbernya**

*May be cited with reference to the source*

## KATA PENGANTAR

Publikasi Statistik Impor Juli 2014 merupakan kelanjutan dari publikasi sebelumnya yang diterbitkan secara bulanan oleh Badan Pusat Statistik Republik Indonesia (BPS-RI). Data yang disajikan dalam publikasi ini, mencakup :

- A. Impor menurut Golongan Barang HS, Golongan Barang SITC, Komoditi (HS), Negara Asal, Pelabuhan Impor, Negara Asal dan Lima Golongan Barang Utama SITC 3 digit, Komoditi tertentu dan Negara Asal Utama
- B. Impor Kawasan Berikat menurut Golongan Barang HS 2 digit, Golongan Barang SITC, Negara Asal, Provinsi dan Pelabuhan Impor

Ucapan terima kasih dan penghargaan yang setinggi-tingginya disampaikan kepada Direktorat Jenderal Bea dan Cukai, Kementerian Keuangan dan Bank Indonesia yang telah secara teratur dan berkesinambungan mengirimkan dokumen PIB, serta PT. Pertamina yang telah memberikan data impor minyak dan gas secara rutin. Selanjutnya, kepada semua pihak yang juga telah membantu BPS-RI sehingga memungkinkan diterbitkannya publikasi ini diucapkan terima kasih.

Akhirnya, kami mengharapkan semoga publikasi ini bermanfaat bagi pengguna data.

Jakarta, Oktober 2014  
Badan Pusat Statistik  
Kepala



**Dr. SURYAMIN, M.Sc**

## FOREWORD

The monthly publication of import statistics, is a sequential issue from the preceding publication which developed by The BPS-Statistics of the Republic of Indonesia. This Publication covered:

- A. Import by HS Commodity Groups, SITC Commodity Groups, Commodity (HS), Country of Origin, Port of Importation, Country of Origin and Five Major SITC Commodity Group, Certain Commodities import by Main Country of Origin
- B. Bonded Zone import by Commodity 2 Digits HS, by SITC Commodity Group, Country of Origin, by Province and port of Importation

Deeply gratitude and the highest appreciation are due to the Directorate General of Custom, Ministry of Finance and Bank of Indonesia of their contribution of regularly in sending documents, and also to PT. Pertamina for the best cooperation in supporting data of oil and gas so that BPS published this edition successfully.

Finally, it is hoped that this publication would be useful for users.

Jakarta, October 2014  
BPS-Statistics Indonesia  
Distribution and Service Statistics



**Dr. SURYAMIN, M.Sc**

# PENJELASAN

## 1. DAERAH PENCATATAN

Daerah pencatatan statistik dalam publikasi ini meliputi seluruh wilayah Republik Indonesia.

## 2. SUMBER DOKUMEN

Statistik dikumpulkan berdasarkan dokumen impor (Pemberitahuan Impor Barang (PIB - BC 2.0) dan Pemberitahuan Pengangkutan Barang Impor (PPBI – BC 2.3) yang diisi oleh importir. Dokumen PIB - BC 2.0 dan PPBI - BC 2.3 diterima dari Bea dan Cukai dan berlaku sejak April 1997 berdasarkan Surat Keputusan Menteri Keuangan nomor 101/KMK.05/1997 tanggal 10 Maret 1997.

## 3. SISTEM PERDAGANGAN

Sistem pencatatan Statistik Perdagangan Luar Negeri mempergunakan Sistem Perdagangan Umum (*the General Trade System*) atau dengan Sistem Perdagangan Khusus (*the Special Trade System*). Dalam Sistem Perdagangan Umum, Kawasan Berikat dianggap sebagai "dalam negeri", sedangkan dalam Sistem Perdagangan Khusus, dianggap sebagai "luar negeri". Sejak Januari 2008, sistem pencatatan Statistik Impor menggunakan Sistem Perdagangan Umum.

## 4. RUANG LINGKUP

Pencatatan Statistik Impor meliputi seluruh barang-barang yang masuk ke wilayah Indonesia.

## 5. KASUS KHUSUS

- 5.1. Sebagian impor kapal laut dan pesawat beserta suku cadangnya termasuk dalam Statistik Impor.
- 5.2. Barang-barang luar negeri yang diolah atau diperbaiki di dalam negeri tetap dicatat sebagai barang impor, meskipun setelah barang tersebut selesai diproses akan kembali ke luar negeri (*re-ekspor*).
- 5.3. Barang-barang di bawah ini tidak termasuk di dalam Statistik Impor:
  - a. Pakaian dan barang-barang perhiasan penumpang.
  - b. Barang-barang penumpang untuk dipakai sendiri, kecuali lemari es, pesawat TV dan sebagainya.
  - c. Barang-barang yang diimpor untuk keperluan perwakilan (kedutaan) suatu negara.
  - d. Barang-barang untuk ekspedisi dan ekshibisi/pameran.
  - e. Sebagian barang-barang yang langsung diimpor oleh angkatan bersenjata.
  - f. Pembungkus/peti kemas.
  - g. Uang dan surat-surat berharga.
  - h. Barang-barang sebagai contoh.

## **6. SISTEM PENGOLAHAN**

Data dalam publikasi ini mencakup dokumen PIB selama Juli 2014 yang diterima oleh Badan Pusat Statistik sampai akhir Agustus 2014. Sistem pengolahan menggunakan *Carry Over*. Dengan metode ini dokumen-dokumen dari Bea dan Cukai ditunggu selama satu bulan setelah bulan berjalan. Dokumen-dokumen yang datang terlambat akan dimasukkan dalam bulan pengolahan berikutnya.

## **7. KLASIFIKASI JENIS BARANG**

Penggolongan barang yang digunakan di dalam statistik impor adalah klasifikasi Barang Impor yang berdasarkan pada Buku Tarif Kepabeanan Indonesia 2012 (BTKI 2012) yang mengacu pada amandemen keempat dari World Customs Organization (WCO) sebagai lembaga Internasional yang menyusun klasifikasi Harmonized System (HS). Disamping menggunakan HS sebagai klasifikasi jenis barang, juga digunakan Standard International Trade Classification (SITC) Revisi 4.

## **8. PERIODE REFERENSI**

Periode penentuan impor adalah tanggal penyelesaian dokumen oleh pejabat-pejabat Bea dan Cukai yang terdapat dalam dokumen impor.

## **9. NILAI BARANG**

Nilai barang dinyatakan dalam nilai CIF (US\$) dan nilai Kurs Juli 2014 yang digunakan adalah US\$ 1 = Rp.11.628,-

## **10. SATUAN BARANG**

Berat barang impor adalah berat bersih dan dinyatakan dalam Kg.

## **11. NEGARA ASAL**

Negara asal adalah negara dimana barang-barang tersebut dihasilkan dan dokumennya telah diperiksa serta dinyatakan sesuai dengan peraturan yang berlaku oleh pejabat Bea dan Cukai.



## EXPLANATORY NOTES

### 1. AREA RECORDINGS

The statistical recording area in this publication covers the entire territory of the Republic of Indonesia.

### 2. SOURCE OF DOCUMENTS

Statistics are compiled based on Import Declaration Form (Pemberitahuan Impor Barang (PIB-BC 2.0) or Pemberitahuan Pengangkutan Barang Impor (PPBI-BC 2.3)) of Import documents that are filled by importers. The PIB documents received from Customs and Excise, prevailing on April 1, 1997, based on Minister of Finance Decree No. 101/KMK.05/1997, March 10, 1997.

### 3. TRADE SYSTEM

The systems of recording Foreign Trade Statistics apply the General Trade System or the Special Trade System. In the General Trade System, the Bonded Zone is regarded as "*Domestic*", while in the Special Trade System; the Bonded Zone is regarded as "*Abroad*". Since January 2008, the systems of recording import Statistics have applied the General Trade System.

### 4. COVERAGE

The recording Import Statistics covers all goods entering the Indonesian territory.

### 5. PARTICULAR CASES

5.1 Part of importation of sea vessels and airplanes and their spare parts are included in the Import Statistics.

5.2 Overseas goods which are processed or modified in Indonesian Country are recorded as importation, although after the goods finish process will return to abroad (re-exports).

5.3 The goods here under are not included in the Import Statistics:

- a. Clothes and jewelry of passengers.
- b. Luggage of passengers of own use, except refrigerators, television sets, etc.
- c. Goods imported for the use of foreign countries representations (embassies).
- d. Goods for expeditions and exhibition shows.
- e. A part of the goods directly imported by armed forces.
- f. Packing's containers to be refilled.
- g. Bank notes and securities.
- h. Sample goods.

## **6. PROCESSING SYSTEM**

The data in this publication covers documents of July, 2014 were received by the BPS to the end of August, 2014. The documents are processed using a carry over system. The deadline for the acceptance of documents of a certain month is one month after the reference period, which means the end of the following month. The documents accepted after the deadline is considered as the document of the following month.

## **7. COMMODITY CLASSIFICATION**

The classification of goods in this publication applies the 2012 Indonesia's Custom Tariff Classification, based on fourth amendment from World Customs Organization (WCO) as an International Organization who arranged the Classification of Harmonized System (HS). Besides applying the HS, the Standard International Trade Classification (SITC) Revised 4 is also applied in the classification of goods.

## **8. REFERENCE PERIOD**

The period of import determination is the date of settlement/completion by the Customs and Excise Officials as stated in the Import documents.

## **9. COMMODITY VALUATION**

The values recorded, are the CIF value (US\$). The exchange rate use for July, 2014, US\$1 = Rp.11.628,-

## **10. UNIT OF COMMODITY**

The net weight imported of goods are present to Kg.

## **11. COUNTRY OF ORIGIN**

Country of origin is the country in which the goods have been produced, after being verified by Customs and Excise Officials, pursuant to the prevailing regulations

## DAFTAR ISI/CONTENTS

	Halaman/Page
KATA PENGANTAR/ <i>FOREWORD</i> .....	iii-iv
PENJELASAN/ <i>EXPLANATORY NOTES</i> .....	v-viii
DAFTAR ISI/ <i>CONTENTS</i> .....	ix
RINGKASAN/ <i>SUMMARY</i> .....	xi-xix
Tabel/ <i>Table</i> I-1. Import Menurut Golongan Barang HS/ <i>Import by HS Commodity Groups</i>	
Menurut 21 Golongan Barang HS/ <i>By 21 HS Commodity Groups</i> .....	1
Menurut Golongan Barang 2 Dijiit HS/ <i>By Commodity Groups 2 Digit</i>	
<i>Code HS</i> .....	2
Menurut 40 Golongan Barang HS Terbesar/ <i>By 40 Biggest Commodities</i>	
<i>10 Digit HS Code</i> .....	4
Tabel/ <i>Table</i> I-2. Impor Menurut Golongan Barang SITC/ <i>Import by SITC Commodity</i>	
<i>Groups</i> .....	5-10
Tabel/ <i>Table</i> I-3. Impor Menurut Komoditi (HS)/ <i>Import by Commodity (HS)</i> .....	11-142
Tabel/ <i>Table</i> I-4. Impor Menurut Negara Asal/ <i>Import by Country of Origin</i> .....	143-146
Tabel/ <i>Table</i> I-5. Impor Menurut Pelabuhan Impor/ <i>Import by Port of Importation</i> .....	147-150
Tabel/ <i>Table</i> I-6 Impor Menurut Negara Asal dan Lima Golongan Barang (SITC)	
Utama/ <i>Import by Country of Origin and Five Major SITC Commodity</i>	
<i>Group</i> .....	151-180
Tabel/ <i>Table</i> I-7 Impor Komoditi Tertentu Menurut Negara Asal Utama/ <i>Certain</i>	
<i>Commodities Import by Main Country of Origin</i> .....	181-184
Tabel/ <i>Table</i> K1 Import Kawasan Berikat Menurut Golongan Barang 2 Dijiit HS/ <i>Bonded</i>	
<i>Zone Import by Commodity 2 Digits HS</i> .....	185-186
Tabel/ <i>Table</i> K2 Impor Kawasan Berikat Menurut Golongan Barang SITC/	
<i>Bonded Zone Import by SITC Commodity Group</i> .....	187-191
Tabel/ <i>Table</i> K3 Impor Kawasan Berikat Menurut Negara Asal/ <i>Bonded Zone</i>	
<i>Import by Country of Origin</i> .....	192-194
Tabel/ <i>Table</i> K4 Impor Kawasan Berikat Menurut Provinsi dan Pelabuhan Impor/ <i>Bonded</i>	
<i>Zone Import by Province and Port of Importation</i> .....	195



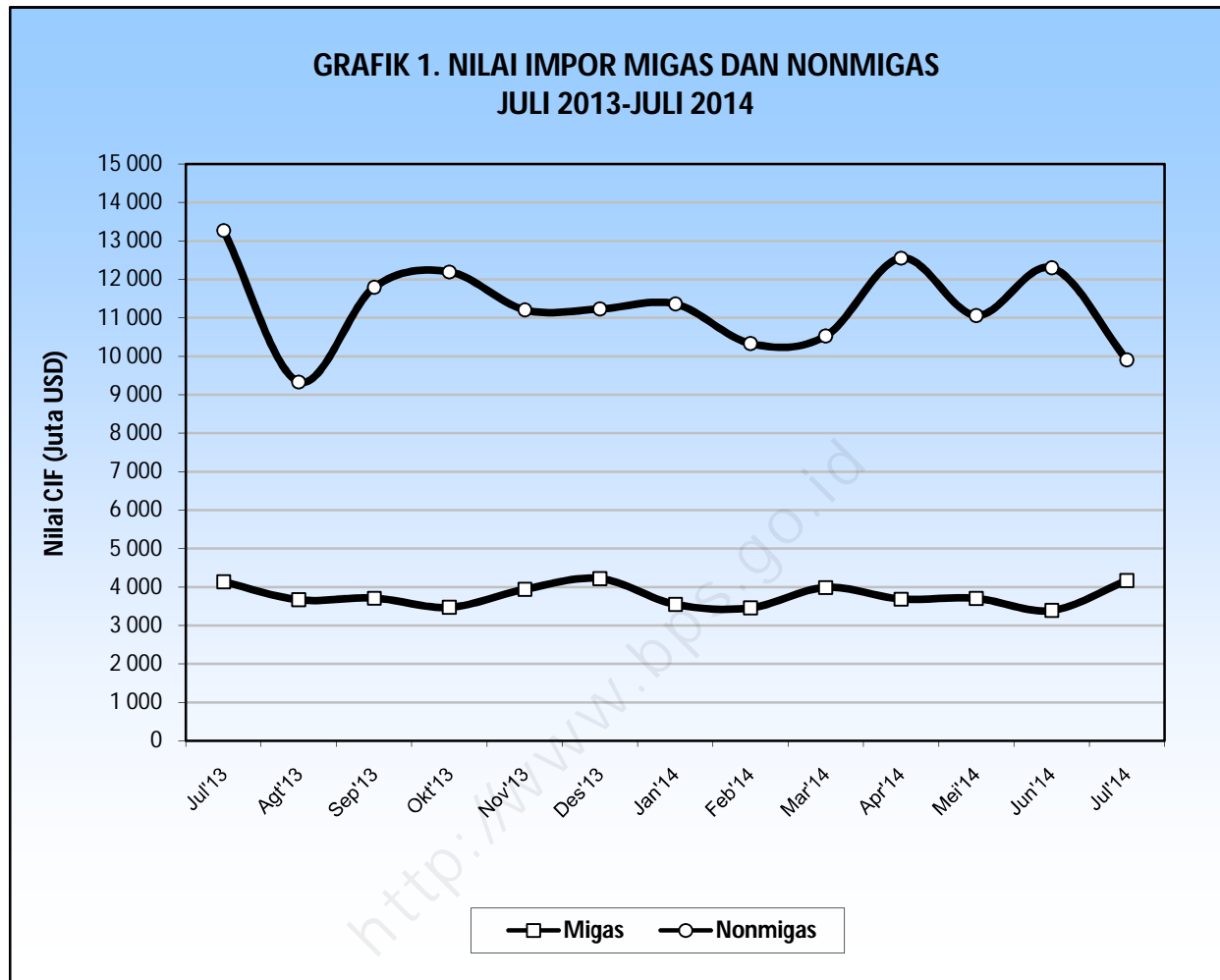
## RINGKASAN

Pada Juli 2014 nilai impor mencapai USD14.081,7 juta yang terdiri dari impor melalui Kawasan Berikat sebesar USD1.514,6 juta (10,76 persen) dan di Luar Kawasan Berikat sebesar USD12.567,1 juta (89,24 persen). Nilai impor migas Indonesia mencapai USD4.173,0 juta atau 29,63 persen dari total impor Indonesia. Sedangkan nilai impor nonmigas Indonesia mencapai USD9.908,7 juta dan memberikan peranan 70,37 persen terhadap total impor Indonesia.

**TABEL 1. IMPOR MIGAS DAN NONMIGAS  
JULI 2013 – JULI 2014**

Tahun/Bulan	Migas		Nonmigas		Total		
	Indonesia	Kawasan Berikat	Indonesia	Kawasan Berikat	Indonesia	Kawasan Berikat	
<b>Nilai CIF (Juta USD)</b>							
<b>2013</b>	Juli	4 137,3	36,9	13 279,7	1 847,8	17 417,0	1 884,7
	Agustus	3 672,0	38,7	9 340,1	1 440,8	13 012,1	1 479,5
	September	3 715,6	10,7	11 794,2	1 710,1	15 509,8	1 720,8
	Oktober	3 473,9	5,8	12 200,1	1 882,4	15 674,0	1 888,2
	November	3 938,9	55,2	11 210,4	1 719,4	15 149,3	1 774,6
	Desember	4 221,6	88,4	11 234,3	1 735,2	15 455,9	1 823,6
<b>2014</b>	Januari	3 550,5	8,7	11 365,7	1 712,0	14 916,2	1 720,7
	Februari	3 457,2	11,8	10 333,5	1 552,8	13 790,7	1 564,6
	Maret	3 994,6	11,9	10 529,1	1 596,5	14 523,7	1 608,4
	April	3 692,8	8,3	12 562,2	2 052,3	16 255,0	2 060,6
	Mei	3 706,6	24,1	11 063,7	1 779,9	14 770,3	1 804,0
	Juni	3 394,2	12,2	12 303,6	1 873,3	15 697,8	1 885,5
	Juli	4 173,0	0,9	9 908,7	1 513,7	14 081,7	1 514,6
<b>Peranan Terhadap Total Impor (%)</b>							
<b>2013</b>	Juli	23,75	1,96	76,25	98,04	100,00	100,00
	Agustus	28,22	2,62	71,78	97,38	100,00	100,00
	September	23,96	0,62	76,04	99,38	100,00	100,00
	Oktober	22,16	0,31	77,84	99,69	100,00	100,00
	November	26,00	3,11	74,00	99,89	100,00	100,00
	Desember	27,31	4,85	72,69	95,15	100,00	100,00
<b>2014</b>	Januari	23,80	0,51	76,20	99,49	100,00	100,00
	Februari	25,07	0,75	74,93	99,25	100,00	100,00
	Maret	27,50	0,74	72,50	99,26	100,00	100,00
	April	22,72	0,40	77,28	99,60	100,00	100,00
	Mei	25,09	1,34	74,91	98,66	100,00	100,00
	Juni	21,62	0,65	78,38	99,35	100,00	100,00
	Juli	29,63	0,06	70,37	99,94	100,00	100,00

Dari total nilai impor migas Indonesia, impor melalui Kawasan Berikat hanya sebesar USD0,9 juta atau 0,02 persen, sedangkan sisanya USD4.172,1 juta (99,98 persen) di Luar Kawasan Berikat. Sementara itu, nilai impor nonmigas di Luar Kawasan Berikat mencapai USD8.395,0 juta atau 84,72 persen dan melalui Kawasan Berikat USD1.513,7 juta (15,28 persen).



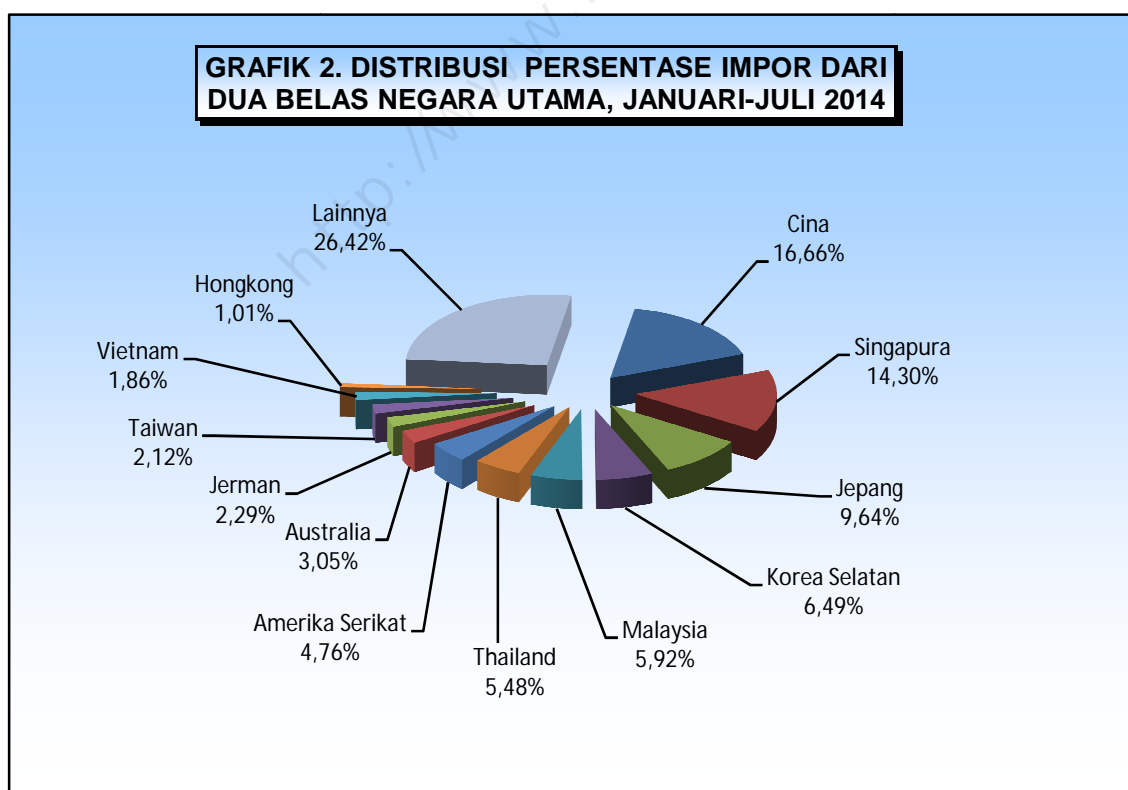
Dilihat dari peranannya, selama tiga belas bulan terakhir impor migas memberikan kontribusi rata-rata 25,14 persen per bulan dan impor nonmigas sebesar 74,86 persen per bulan. Sementara itu, pada Juli 2014 peranan impor migas mencapai 29,63 persen yang berarti angka tersebut berada di atas rata-rata. Sebaliknya peranan impor nonmigas berada di bawah rata-rata, yaitu 70,37 persen.

Dengan diterapkannya Sistem Perdagangan Umum (*General Trade System*) dalam pencatatan statistik impor, secara keseluruhan nilai impor barang yang tercatat mengalami kenaikan yang nyata (signifikan).

**TABEL 2. PERKEMBANGAN IMPOR MIGAS DAN NONMIGAS  
JANUARI-JULI 2010-2014**

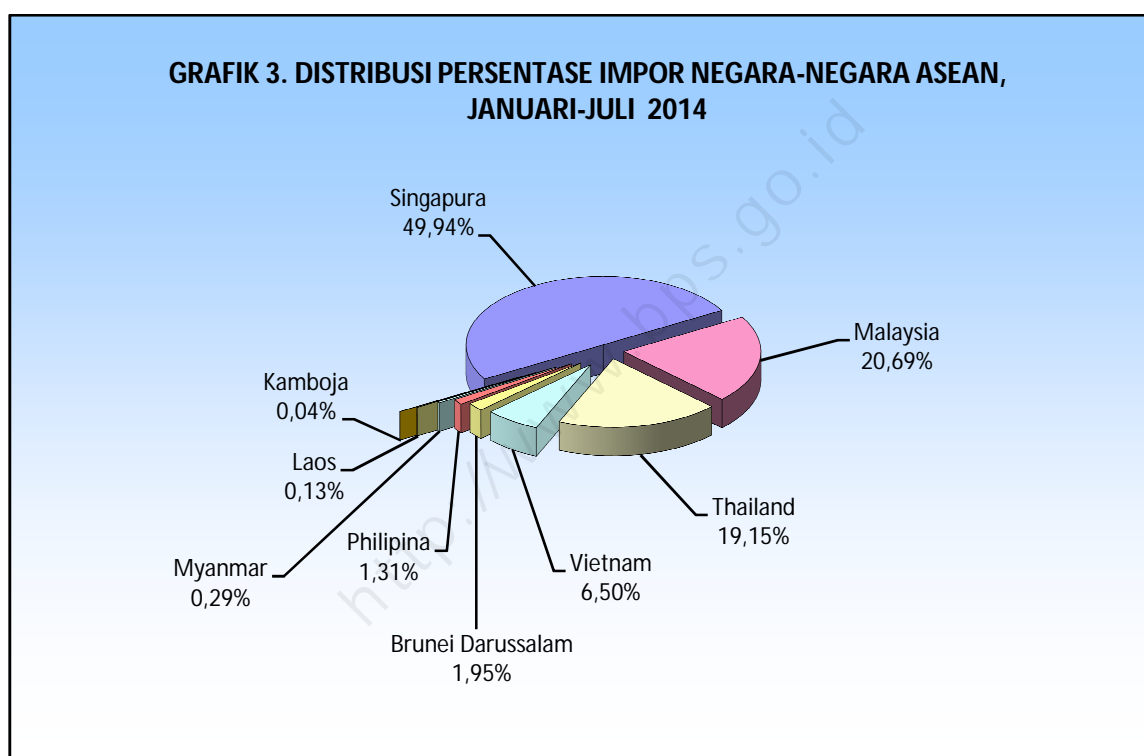
Bulan/ Tahun	Nilai (Juta USD)			Peranan (%)		
	Migas	Nonmigas	Total	Migas	Nonmigas	Total
<b>Jan-Jul:</b>						
2010	15 231,3	60 332,0	75 563,3	20,16	79,84	100,00
2011	23 039,3	76 748,9	99 788,2	23,09	76,91	100,00
2012	24 197,3	88 606,3	112 803,6	21,45	78,55	100,00
2013	26 244,4	85 583,2	111 827,6	23,47	76,53	100,00
2014	25 968,9	78 066,5	104 035,4	24,96	75,04	100,00

Impor Indonesia Januari-Juli 2013 sebesar USD104.035,4 juta atau turun 6,97 persen dibanding periode yang sama tahun sebelumnya. Penurunan tersebut dipicu oleh turunnya impor migas dan nonmigas masing-masing sebesar 1,05 persen (USD275,5 juta) dan 8,78 persen (USD7.516,7 juta). Dilihat dari nilainya, selama Januari-Juli periode 2010-2014 didominasi oleh impor nonmigas dengan rata-rata peranan sebesar 77,37 persen per tahun. Dengan demikian dapat disimpulkan bahwa perekonomian Indonesia selama ini masih bertumpu pada impor sektor nonmigas.



Dari keseluruhan nilai impor pada Januari-Juli 2014, 73,58 persen berasal dari dua belas negara utama. Cina menempati posisi pertama, yaitu 16,66 persen dari total impor Indonesia, diikuti oleh Singapura (14,30 persen), Jepang (9,64 persen), Korea Selatan (6,49 persen), Malaysia (5,92 persen), Thailand (5,48 persen), Amerika Serikat (4,76 persen), Australia (3,05 persen), Jerman (2,29 persen), Taiwan (2,12 persen), Vietnam (1,86 persen), dan Hongkong (1,01 persen).

Impor terbesar pada Januari-Juli 2014 berasal dari kelompok sembilan negara APEC Lainnya yakni mencapai 39,64 persen atau sebesar USD41.236,0 juta. Kelompok negara ASEAN berada di urutan berikutnya dengan peranan sebesar 28,63 persen (USD29.784,5 juta), kemudian diikuti kelompok negara Uni Eropa 7,13 persen (USD7.418,0 juta), kelompok negara NAFTA sebesar 5,92 persen (USD6.159,1 juta), sedangkan kelompok negara lainnya menyumbang 18,68 persen (USD19.437,8 juta).



Jika dilihat impor Indonesia dari kelompok ASEAN, selama Januari-Juli 2014 peranan impor yang paling tinggi adalah dari Singapura dengan peranan sebesar 49,94 persen dari total impor ASEAN. Malaysia menempati urutan kedua sebesar 20,69 persen, diikuti oleh Thailand (19,15 persen), Vietnam (6,50 persen), Brunei Darussalam (1,95 persen), dan Philipina (1,31 persen), sementara peranan impor dari Laos, Myanmar, dan Kamboja masih di bawah satu persen.

Dari kelompok negara Uni Eropa, selama Januari-Juli 2014 peranan impor yang paling tinggi adalah dari Jerman sebesar 32,08 persen dari total impor Uni Eropa. Italia menempati urutan kedua dengan peranan 13,50 persen, diikuti oleh Perancis (10,90 persen), Inggris (7,15 persen), dan Belanda (6,93 persen).



**TABEL 3. NILAI DAN PERANAN IMPOR  
DARI KELOMPOK NEGARA ASEAN, NAFTA, DAN UNI EROPA  
JANUARI-JULI 2013 DAN 2014**

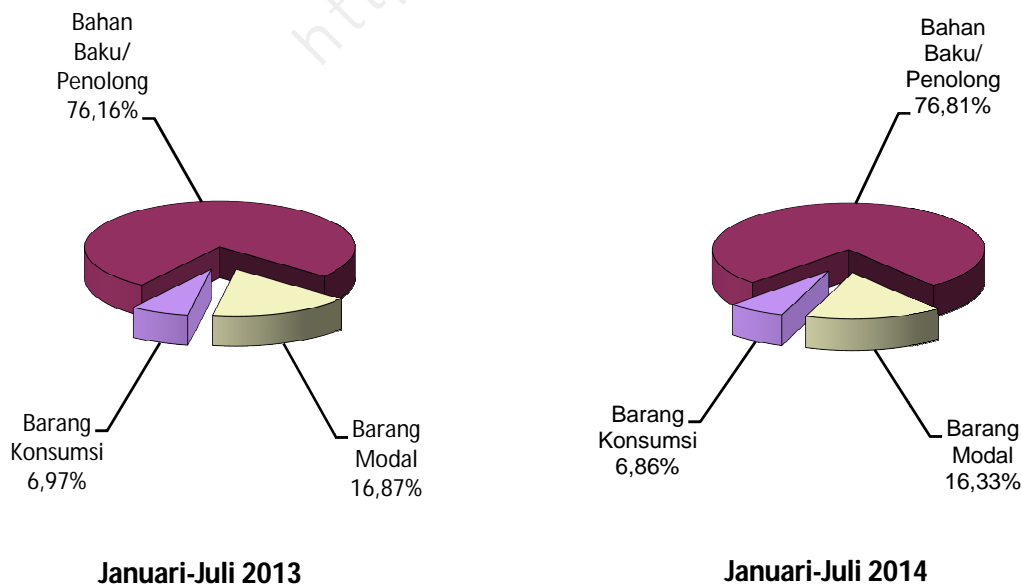
KELOMPOK NEGARA	Januari-Juli 2013		Januari-Juli 2014		Perubahan Jan-Jul 2014 thd Jan-Jul 2013 (%)
	Nilai (Juta USD)	Peranan (%)	Nilai (Juta USD)	Peranan (%)	
<b>APEC</b>					
<b>ASEAN</b>	<b>32 237,7</b>	<b>28,83</b>	<b>29 784,5</b>	<b>28,63</b>	<b>-7,61</b>
Thailand	6 800,2	6,08	5 705,3	5,48	-16,1
Singapura	15 068,5	13,48	14 873,5	14,30	-1,29
Philippina	467,5	0,42	390,8	0,38	-16,41
Malaysia	7 987,5	7,14	6 163,7	5,92	-22,83
Myanmar	52,3	0,05	86,2	0,08	64,82
Kamboja	9,9	0,01	12,3	0,01	24,24
Brunei Darussalam	267,2	0,24	580,5	0,56	117,25
Laos	4,6	0,00	37,5	0,04	715,22
Vietnam	1 580,0	1,41	1 934,7	1,86	22,45
<b>NAFTA</b>	<b>7 121,8</b>	<b>6,37</b>	<b>6 159,1</b>	<b>5,92</b>	<b>-13,52</b>
Amerika Serikat	5 419,8	4,85	4 956,0	4,76	-8,56
Kanada	1 312,6	1,17	1 082,2	1,04	-17,55
Meksiko	389,4	0,35	120,9	0,12	-68,95
<b>NEGARA APEC LAINNYA</b>	<b>43 735,5</b>	<b>39,11</b>	<b>41 236,0</b>	<b>39,64</b>	<b>-5,72</b>
Jepang	11 665,8	10,43	10 026,7	9,64	-14,05
Hongkong	1 172,1	1,05	1 052,3	1,01	-10,22
Korea Selatan	7 026,2	6,28	6 747,8	6,49	-3,96
Taiwan	2 756,1	2,47	2 207,8	2,12	-19,89
Cina	17 601,2	15,74	17 333,7	16,66	-1,52
Papua Nugini	67,7	0,06	17,8	0,02	-73,71
Australia	2 843,4	2,54	3 176,9	3,05	11,73
Selandia Baru	470,3	0,42	523,3	0,50	11,27
Chili	132,7	0,12	149,7	0,15	12,81
<b>UNI EROPA</b>	<b>8 384,0</b>	<b>7,50</b>	<b>7 418,0</b>	<b>7,13</b>	<b>-11,52</b>
Jerman	2 759,4	2,47	2 379,6	2,29	-13,76
Italia	1 009,4	0,90	1 001,7	0,96	-0,76
Perancis	970,5	0,87	808,7	0,78	-16,67
Inggris	632,0	0,57	530,7	0,51	-16,03
Belanda	521,4	0,47	514,0	0,50	-1,42
Swedia	594,2	0,53	427,0	0,41	-28,14
Belgia	381,8	0,34	353,9	0,34	-7,31
Finlandia	263,8	0,24	342,1	0,33	29,68
Spanyol	388,3	0,35	314,6	0,30	-18,98
Austria	233,1	0,21	209,7	0,20	-10,04
Cheska	102,3	0,09	93,4	0,09	-8,7
Denmark	126,4	0,11	97,5	0,09	-22,86
Polandia	84,3	0,07	84,2	0,08	-0,12
Irlandia	65,0	0,06	60,5	0,06	-6,92
Yunani	61,8	0,05	51,5	0,05	-16,67
Uni Eropa Lainnya	190,3	0,17	148,9	0,14	-21,76
<b>LAINNYA</b>	<b>20 348,6</b>	<b>18,19</b>	<b>19 437,8</b>	<b>18,68</b>	<b>-4,48</b>
<b>TOTAL IMPOR</b>	<b>111 827,6</b>	<b>100,00</b>	<b>104 035,4</b>	<b>100,00</b>	<b>-6,97</b>

**TABEL 4. IMPOR MENURUT GOLONGAN PENGGUNAAN BARANG  
JANUARI-JULI 2010-2014**

Bulan/ Tahun	Nilai (Juta USD)				Peranan (%)			
	Barang Konsumsi	Bahan Baku/ Penolong	Barang Modal	Total	Barang Konsumsi	Bahan Baku/ Penolong	Barang Modal	Total
<b>Jan-Jul:</b>								
2010	5 592,4	55 083,5	14 887,4	75 563,3	7,40	72,90	19,70	100,00
2011	7 554,3	74 988,2	17 245,7	99 788,2	7,57	75,15	17,28	100,00
2012	7 966,7	81 972,7	22 864,2	112 803,6	7,06	72,67	20,27	100,00
2013	7 797,4	85 162,3	18 867,9	111 827,6	6,97	76,16	16,87	100,00
2014	7 134,9	79 911,6	16 988,9	104 035,4	6,86	76,81	16,33	100,00

Rata-rata nilai impor Januari-Juli periode 2010-2014 adalah sebesar USD100.803,6 juta dengan rata-rata nilai impor barang konsumsi dan peranannya USD7.209,1 juta (7,17 persen), impor bahan baku/penolong sebesar USD75.423,7 juta (74,74 persen) dan impor barang modal sebesar USD18.170,8 juta (18,09 persen). Jika dibandingkan Januari-Juli 2013, nilai impor golongan barang konsumsi, bahan baku/penolong dan barang modal mengalami penurunan masing-masing sebesar 8,50 persen (US\$661,5 juta), 6,17 persen (US\$5.250,7 juta), dan 9,96 persen (US\$1.879,0 juta).

**GRAFIK 4. PERSENTASE NILAI IMPOR INDONESIA  
MENURUT GOLONGAN PENGGUNAAN BARANG  
JANUARI-JULI 2013 DAN 2014**



Dilihat dari peranannya selama Januari-Juli periode 2010-2014, rata-rata peranan tertinggi diberikan oleh impor *bahan baku/penolong*, yaitu 74,74 persen, diikuti oleh *barang modal* sebesar 18,09 persen dan *barang konsumsi* sebesar 7,17 persen. Sementara itu, peran *barang konsumsi* tertinggi dicapai di tahun 2011, yaitu 7,57 persen. Golongan *bahan baku/penolong* memberikan peranan tertinggi di tahun 2014 sebesar 76,81 persen, sedangkan *barang modal* pada tahun 2012 sebesar 20,27 persen.

Peran nilai impor bahan baku/penolong terhadap keseluruhan nilai impor pada Januari-Juli 2014 mengalami peningkatan dari 76,16 persen menjadi 76,81 persen jika dibandingkan dengan periode yang sama tahun sebelumnya. Sebaliknya impor barang konsumsi dan barang modal mengalami penurunan masing-masing dari 6,97 persen menjadi 6,86 persen dan dari 16,87 persen menjadi 16,33 persen.

Menurut golongan barang SITC (*Standard International Trade Classification*) 1 digit, kelompok barang utama impor selama Januari-Juli 2014 adalah kelompok *mesin dan alat angkutan* dengan nilai sebesar USD30.445,5 juta dan memberikan peran sebesar 29,27 persen dari total impor Indonesia. Dilihat dari nilainya, impor kelompok barang ini turun 13,09 persen dibandingkan periode yang sama tahun sebelumnya. Demikian juga peranan impor kelompok barang ini mengalami penurunan dari 31,33 persen menjadi 29,27 persen.

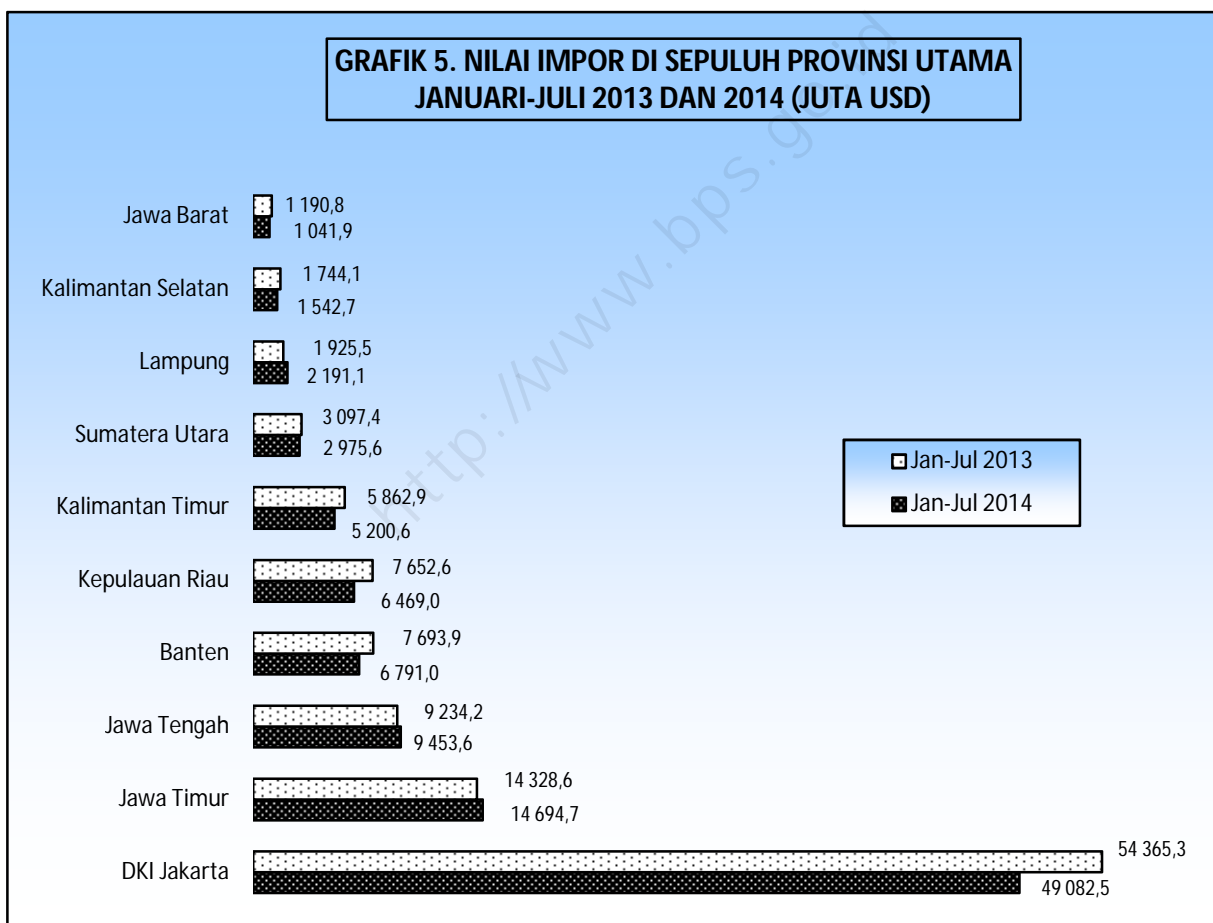
**TABEL 5. IMPOR MENURUT SITC-1 DIJIT  
JANUARI-JULI 2013 DAN 2014**

SITC	Januari-Juli 2013		Januari-Juli 2014		Perubahan Jan-Jul 2014 thd Jan-Jul 2013 (%)
	Nilai (Juta USD)	Peranan (%)	Nilai (Juta USD)	Peranan (%)	
0 Bahan Makanan dan Binatang Hidup	8 114,9	7,26	8 496,7	8,17	4,70
1 Minuman dan Tembakau	450,5	0,40	451,1	0,43	0,13
2 Bahan Baku dan Hasil Tambang	5 634,5	5,04	5 453,0	5,24	-3,22
3 Minyak dan Bahan Bakar Mineral	26 352,6	23,56	26 207,4	25,19	-0,55
4 Minyak Nabati dan Hewani	112,7	0,10	82,1	0,08	-27,15
5 Bahan Kimia dan produknya	14 366,2	12,85	13 673,8	13,14	-4,82
6 Barang-barang Buatan Pabrik	17 659,7	15,79	15 505,1	14,90	-12,20
7 Mesin dan Alat Angkutan	35 031,1	31,33	30 445,5	29,27	-13,09
8&9 Lainnya	4 105,4	3,67	3 720,7	3,58	-9,37
<b>TOTAL IMPOR</b>	<b>111 827,6</b>	<b>100,00</b>	<b>104 035,4</b>	<b>100,00</b>	<b>-6,97</b>

Impor kelompok barang SITC 1 digit yang terbesar berikutnya adalah *minyak dan bahan bakar mineral* dengan nilai USD26.207,4 juta dan peran 25,19 persen, diikuti oleh *barang-barang buatan pabrik* USD15.505,1 juta (14,90 persen). Selanjutnya *bahan kimia dan produknya* sebesar USD13.673,8 juta (13,14 persen), *bahan makanan dan binatang hidup* USD8.496,7 juta (8,17 persen), *bahan baku*

dan hasil tambang USD5.453,0 juta (5,24 persen), kelompok barang lainnya USD3.720,7 juta (3,58 persen), minuman dan tembakau USD451,1 juta (0,43 persen), serta minyak nabati dan hewani USD82,1 juta (0,08 persen).

Selama Januari-Juli 2014, pelabuhan di DKI Jakarta membongkar barang impor terbesar dibanding pelabuhan di provinsi lain, yaitu sebesar USD49.082,5 juta atau 47,18 persen dari total impor Indonesia. Provinsi dengan impor terbesar kedua adalah Jawa Timur yang mencapai USD14.694,7 juta (14,12 persen), diikuti Jawa Tengah USD9.453,6 juta (9,09 persen), Banten USD6.791,0 juta (6,53 persen), Kepulauan Riau USD6.469,0 juta (6,22 persen), Kalimantan Timur USD5.200,6 juta (5,00 persen), dan Sumatera Utara sebesar USD2.975,6 juta (2,86 persen). Kemudian nilai impor yang masuk melalui provinsi Lampung, Kalimantan Selatan, dan Jawa Barat masing-masing sebesar US\$2.191,1 juta (2,11 persen), US\$1.542,7 juta (1,48 persen), dan US\$1.041,9 juta (1,00 persen). Sementara nilai impor ke provinsi lainnya masih berada di bawah USD1,5 miliar.



Dari sepuluh provinsi utama, tiga provinsi diantaranya mengalami peningkatan nilai impor dibanding periode yang sama tahun sebelumnya. Provinsi tersebut, yaitu Jawa Timur sebesar US\$366,1 juta (2,56 persen), Lampung sebesar US\$265,6 (13,79 persen), dan Jawa Tengah sebesar US\$9453,6 juta (2,38 persen). Sementara itu, tujuh provinsi lainnya mengalami penurunan nilai impor.

Dari tujuh provinsi utama yang mengalami penurunan nilai impor, provinsi DKI Jakarta mengalami penurunan cukup tinggi, yaitu US\$5.282,8 juta atau 9,72 persen. Provinsi berikutnya, yaitu Kepulauan Riau sebesar US\$1.183,6 juta (15,47 persen), Banten US\$902,9 juta (11,74 persen), Kalimantan Timur US\$662,3 juta (11,30 persen), Kalimantan Selatan US\$201,4 juta (11,55 persen), Jawa Barat US\$148,9 juta (12,50 persen), dan Sumatera Utara US\$121,8 juta (3,93 persen).

**TABEL 6. NILAI DAN PERANAN IMPOR MENURUT PROVINSI<sup>\*)</sup>  
JANUARI-JULI 2013 DAN 2014**

Provinsi	Januari-Juli 2013		Januari-Juli 2014		Perubahan Jan-Jul 2014 thd Jan-Jul 2013 (%)
	Nilai (Juta USD)	Peranan (%)	Nilai (Juta USD)	Peranan (%)	
Aceh	8,2	0,01	23,3	0,02	184,15
Sumatera Utara	3 097,4	2,77	2 975,6	2,86	-3,93
Sumatera Barat	581,4	0,52	636,7	0,61	9,51
Riau	1 100,0	0,98	1 018,7	0,98	-7,39
Jambi	101,6	0,09	140,5	0,13	38,29
Sumatera Selatan	311,8	0,28	288,0	0,28	-7,63
Bengkulu	14,3	0,01	6,3	0,01	-55,94
Lampung	1 925,5	1,72	2 191,1	2,11	13,79
Kepulauan Bangka Belitung	33,3	0,03	31,3	0,03	-6,01
Kepulauan Riau	7 652,6	6,84	6 469,0	6,22	-15,47
DKI Jakarta	54 365,3	48,62	49 082,5	47,18	-9,72
Jawa Barat	1 190,8	1,07	1 041,9	1,00	-12,50
Jawa Tengah	9 234,2	8,26	9 453,6	9,09	2,38
Di Yogyakarta	0,7	0,00	0,6	0,00	-14,29
Jawa Timur	14 328,6	12,81	14 694,7	14,12	2,56
Banten	7 693,9	6,88	6 791,0	6,53	-11,74
Bali	107,9	0,10	186,6	0,18	72,94
Nusa Tenggara Barat	114,8	0,10	75,7	0,07	-34,06
Nusa Tenggara Timur	215,3	0,19	15,4	0,01	-92,85
Kalimantan Barat	297,5	0,27	305,2	0,29	2,59
Kalimantan Tengah	59,4	0,05	59,7	0,06	0,51
Kalimantan Selatan	1 744,1	1,56	1 542,7	1,48	-11,55
Kalimantan Timur	5 862,9	5,24	5 200,6	5,00	-11,30
Sulawesi Utara	70,9	0,07	80,0	0,08	12,83
Sulawesi Tengah	8,9	0,01	27,0	0,03	203,37
Sulawesi Selatan	937,8	0,84	511,1	0,49	-45,50
Sulawesi Tenggara	244,2	0,22	247,7	0,24	1,43
Sulawesi Barat	4,5	0,00	4,7	0,00	4,44
Gorontalo	13,5	0,01	47,2	0,04	249,63
Maluku	212,6	0,19	244,6	0,24	15,05
Maluku Utara	2,4	0,00	2,6	0,00	8,33
Papua Barat	24,9	0,02	5,6	0,01	-77,51
Papua	266,4	0,24	634,2	0,61	138,06
<b>TOTAL IMPOR</b>	<b>111 827,6</b>	<b>100,00</b>	<b>104 035,4</b>	<b>100,00</b>	<b>-6,97</b>

Keterangan : \*) = melalui pelabuhan bongkar yang terdapat di provinsi



**I-1. IMPOR MENURUT GOLONGAN BARANG HS / IMPORT BY HS COMMODITY GROUPS**  
**A. MENURUT 21 GOLONGAN BARANG (HS) / BY 21 HS COMMODITY GROUP**  
**\*\*\* JULI/JULY 2014 \*\*\***

H S	Uraian golongan barang Group description	Berat bersih / Net weight (Kg)		Nilai / Value C.I.F (U S \$)	
		Bulan ini	Kumulatif	Bulan ini	Kumulatif
		Current month	Cum. Jan. to date	Current month	Cum. Jan. to date
I	Live animals; animal product	47 348 953	477 833 760	156 602 587	1 644 810 362
II	Vegetable products	1 237 204 704	9 192 981 369	547 552 752	4 251 171 846
III	Fats, oils, waxes of animal/vegetable	7 115 670	57 393 256	12 367 972	102 828 611
IV	Foodstuffs,beverages,spirits and tobacco	862 451 341	5 732 956 103	644 359 867	4 358 285 556
IX	Wood and its articles,plaiting materials	60 262 803	521 174 845	26 002 366	225 140 751
V	Mineral products	5 550 326 224	37 704 563 372	4 292 713 630	27 068 663 223
VI	Prod. of chemical or allied industries	1 344 018 718	9 924 511 501	1 304 084 972	9 932 192 600
VII	Plastics, rubber and articles there of	311 247 643	2 443 615 606	730 434 414	5 613 740 161
VIII	Raw hides, skins, leather and articles	7 522 768	51 002 054	51 197 664	399 534 931
X	Pulp, paper and articles there of	333 897 129	2 597 286 011	255 395 663	1 840 474 133
XI	Textiles & textile articles	121 793 983	1 159 560 381	527 739 455	4 888 076 766
XII	Footwear, umbrellas, artificial flowers	3 918 408	41 389 623	28 896 760	272 103 422
XIII	Cement, plaster, glass, ceramic products	128 517 569	1 126 760 242	76 259 946	609 691 849
XIV	Pearls & precious/semiprecious stones	318 061	1 939 115	9 153 130	51 030 072
XIX	Arms and amunition; parts & accesories	3 997	292 947	563 503	99 677 985
XV	Base metals and articles there of	1 110 906 423	9 021 670 892	1 317 605 225	10 168 340 999
XVI	Machinery,electric,electronic equipments	257 360 545	2 021 256 294	3 120 974 727	25 047 349 794
XVII	Vehicles, aircraft, and vessels	117 933 802	815 847 201	642 512 777	4 775 478 406
XVIII	Optical,photographic,musical instruments	6 229 535	57 203 619	159 493 683	1 263 091 165
XX	Miscellaneous manufactures articles.	23 909 992	206 295 696	89 789 915	749 951 854
XXI	Works of art,antiques special provisions	9 087 899	70 652 526	88 009 227	673 740 379
<b>TOTAL IMPORT</b>		<b>11 541 376 167</b>	<b>83 226 186 413</b>	<b>14 081 710 235</b>	<b>104 035 374 865</b>

**I-1. IMPOR MENURUT GOLONGAN BARANG (HS) / IMPORT BY HS COMMODITY GROUPS**  
**B. MENURUT GOLONGAN BARANG 2 DIJIT HS / BY COMMODITY 2 DIGITS HS**  
**\*\*\* JULI/JULY 2014 \*\*\***

H S	Uraian golongan barang Group description	Berat bersih / Net weight (Kg)		Nilai / Value C.I.F (U S \$)	
		Bulan ini	Kumulatif	Bulan ini	Kumulatif
		Current month	Cum. Jan. to date	Current month	Cum. Jan. to date
01	Live animals	13 581 387	128 500 734	36 683 816	356 877 538
02	Meat and edible meat offal	4 169 436	61 380 703	17 543 074	260 792 096
03	Fish and crustaceans	9 367 366	71 570 350	17 741 149	113 456 563
04	Dairy products, bird's eggs, natural honey	19 139 279	207 771 203	77 491 722	833 574 492
05	Products of animal origin	1 091 485	8 610 770	7 142 826	80 109 673
06	Live trees and other plants	19 119	624 393	24 527	917 767
07	Edible vegetables and certain roots and tubers	73 889 377	561 364 148	55 219 883	409 701 297
08	Edible fruits and nuts	25 745 464	322 390 525	35 352 248	459 058 349
09	Coffee, tea, mate, and spices	5 315 991	53 323 157	15 066 927	104 449 674
10	Cereals	892 532 871	6 283 829 818	281 613 328	1 962 045 844
11	Products of the milling industry; malt, starches	66 956 347	331 232 366	31 572 469	164 760 173
12	Oil seeds and oleaginous fruits; grains,seed, and fruits	172 027 708	1 634 186 466	121 308 162	1 096 904 744
13	Lac; gums; resins and other vegetable saps and extracts	626 582	5 781 663	7 306 390	52 989 172
14	Vegetable plaiting materials; vegetable products	91 245	248 833	88 818	344 826
15	Animal or vegetable oils/fats and their cleavage products	7 115 670	57 393 256	12 367 972	102 828 611
16	Preparations of meat/fish/crustaceans/mollucs or other aquatic ir	1 412 883	8 408 588	3 657 239	24 874 253
17	Sugar and sugar confectionery	222 267 042	2 239 097 922	107 475 146	1 074 070 418
18	Cocoa and cocoa preparations	9 647 077	65 019 870	33 098 961	209 404 569
19	Preparations of cereals, flour, starch or milk; pastrycooks' product	5 860 267	52 007 914	23 215 137	195 727 154
20	Preparations of vegetables, fruits, nuts or other part of plants	4 637 957	54 748 800	7 843 088	76 807 199
21	Miscellaneous edible preparations	16 081 462	107 921 864	56 398 319	412 053 605
22	Beverages, spirit, and vinegar	11 729 749	91 130 993	10 781 422	70 746 452
23	Residues and waste from the food industries	584 837 567	3 049 024 779	364 990 971	1 913 274 117
24	Tobacco and manufactured tobacco substitutes	5 977 337	65 595 373	36 899 584	381 327 789
25	Salts: sulphur; earths and stone; plastering materials, lime and cer	698 732 551	7 120 454 448	63 460 304	632 244 374
26	Ores, slag, and ash	322 001 156	1 620 571 645	32 243 931	219 312 285
27	Mineral fuels, mineral oils and products of their distillation	4 529 592 517	28 963 537 279	4 197 009 395	26 217 106 564
28	Inorganic chemicals	256 243 301	2 373 776 993	127 439 466	1 063 161 970

**I-1. IMPOR MENURUT GOLONGAN BARANG (HS) / IMPORT BY HS COMMODITY GROUPS**  
**B. MENURUT GOLONGAN BARANG 2 DIJIT HS / BY COMMODITY 2 DIGITS HS**  
**\*\*\* JULI/JULY 2014 \*\*\***

HS	Uraian golongan barang Group description	Berat bersih / Net weight (Kg)		Nilai / Value C.I.F ( U S \$ )	
		Bulan ini	Kumulatif	Bulan ini	Kumulatif
		Current month	Cum. Jan. to date	Current month	Cum. Jan. to date
29	Organic chemicals	346 378 831	2 763 491 884	544 270 890	4 142 040 248
30	Pharmaceutical products	1 458 162	12 914 479	50 914 025	382 090 797
31	Fertilizers	624 936 411	3 742 301 767	186 438 016	1 030 599 321
32	Tanning or dyeing extracts	30 481 150	269 259 715	97 234 837	799 683 368
33	Essential oils and resinoids; perfumery, cosmetic or toilet prepara	7 634 561	65 866 652	72 997 455	613 311 011
34	Soap, organic surfasce-active agents, washing, and lubricating pre	16 092 675	124 913 785	40 881 156	327 144 371
35	Albuminoidal substances; modified starches; glues; enzymes	12 746 726	115 330 514	32 174 526	274 613 971
36	Explosives; pyrotechnic products; matches; certain combustible p	969 843	17 764 141	2 554 942	65 343 504
37	Photographic and cinematographic goods	833 357	8 000 422	4 883 300	43 008 551
38	Miscellaneous chemical products	46 243 701	430 891 149	144 296 359	1 191 195 488
39	Plastics and articles thereof	263 821 294	2 097 792 093	568 558 580	4 443 216 168
40	Rubber and articles thereof	47 426 349	345 823 513	161 875 834	1 170 523 993
41	Raw hides, skins, and leather	5 303 129	33 181 812	39 092 866	287 161 334
42	Articles of leather; saddlery and harness; travel goods and similar	2 215 873	17 765 152	11 261 092	106 270 056
43	Furskins and artificial fur; manufactures thereof	3 766	55 090	843 706	6 103 541
44	Wood and articles of wood; wood charcoal	60 179 664	520 262 523	25 642 770	222 123 592
45	Cork and articles of cork	48 370	484 643	270 831	2 308 897
46	Manufactured of straw or other plaiting materials; basketware an	34 769	427 679	88 765	708 262
47	Pulp of wood or of other fibrous cellulosic material; recovered pap	283 148 879	2 166 283 551	135 979 997	989 302 825
48	Paper and paperboard; articles of paper pulp or of paper/paperbc	50 206 569	426 396 538	112 546 411	791 350 364
49	Printed books, newspapers, pictures, and other products of printi	541 681	4 605 922	6 869 255	59 820 944
50	Silk	11 836	143 103	62 295	647 972
51	Wool, fine or coarse animal hair; horse hair yarn, woven fabrics of	331 455	3 176 382	8 452 611	65 391 179
52	Cotton	42 293 466	461 806 917	139 466 593	1 439 575 701
53	Other vegetable textile fibres; paper yarns and woven fabrics of p	1 137 444	16 143 111	1 322 025	17 061 264
54	Man-made filaments	17 286 171	144 521 171	83 030 903	737 091 486
55	Man-made staple fibres	28 089 722	236 740 237	92 238 517	772 650 999
56	Wadding, felt, and non-wovens	7 880 387	65 406 972	27 869 494	240 073 180
57	Carpets and other textile floor coverings	1 227 023	8 368 998	3 174 986	20 686 119
58	Special woven fabrics; tufted textile fabrics; lace; tapestries; embr	1 415 674	13 309 335	15 862 332	167 690 771
59	Impregnated, coated, covered or laminated textile fabrics	7 880 537	72 333 172	41 860 872	369 205 529
60	Knitted or crocheted fabrics	9 738 300	95 600 730	79 721 324	752 376 645
61	Articles of apparel and clothing accessories, knitted or crocheted	1 449 729	15 121 888	13 095 885	116 193 217
62	Articles of apparel and clothing accessories, not knitted or croche	1 654 017	14 917 724	16 241 269	154 283 817
63	Other made up textile articles; sets; worn clothing and worn textil	1 398 222	11 970 641	5 340 349	35 148 887
64	Footwear, gaiters and the like; parts of such articles	3 047 040	33 526 697	25 135 351	243 753 781
65	Headgear and parts thereof	115 563	870 867	1 291 105	8 416 494
66	Umbrellas, walking sticks, seat-sticks, whips, riding crops and part	526 655	5 000 788	593 416	5 236 819
67	Prepared feathers and articles; artificial flowers; articles of humar	229 150	1 991 271	1 876 888	14 696 328
68	Articles of stone, plaster, cement, asbestos, mica or similar mater	39 384 260	389 961 021	22 613 030	191 528 980
69	Ceramic products	66 261 176	514 835 188	27 670 673	204 654 920
70	Glass and glassware	22 872 133	221 964 033	25 976 243	213 507 949
71	Natural and cultured pearls, precious/semi precious stones, and p	318 061	1 939 115	9 153 130	51 030 072
72	Iron and steel	899 270 718	7 299 017 089	627 337 559	4 987 402 291
73	Articles of iro and steel	120 153 129	981 922 099	340 268 350	2 495 876 074
74	Cooper and articles thereof	12 926 888	109 502 245	91 176 529	762 407 754
75	Nickel and articles thereof	217 316	2 000 786	3 795 991	33 599 469
76	Aluminium and articles thereof	44 773 470	330 263 690	119 219 819	881 421 340
78	Lead and articles thereof	4 808 826	48 851 764	11 723 540	115 669 296
79	Zinc and articles thereof	9 603 380	80 757 973	22 060 647	182 057 341
80	Tin and articles thereof	177 046	1 298 768	3 003 961	13 880 711
81	Other base metal; cermets; and articles thereof	392 756	2 561 135	17 229 795	70 007 575
82	Tools, implements, cutlery, spoon and forks, of base metal and pa	5 156 241	40 478 359	39 192 473	270 751 839
83	Miscellaneous articles of base metal	13 426 653	125 016 984	42 596 561	355 267 309
84	Nuclear reactors, boilers, machinery and mechanical appliances; ꝑ	195 731 553	1 505 322 918	1 906 467 494	14 951 900 919
85	Electrical machinery and equipments; sound recorders/reproduce	61 628 992	515 933 376	1 214 507 233	10 095 448 875
86	Railway and tramway locomotive, mechanical traffic, and all kinds	3 234 132	24 974 131	8 897 548	106 648 540
87	Vehicles other than railway/tramway, and parts and accessories tl	62 608 137	481 012 773	483 321 951	3 725 704 379



**I-1. IMPOR MENURUT GOLONGAN BARANG (HS) / IMPORT BY HS COMMODITY GROUPS**  
**B. MENURUT GOLONGAN BARANG 2 DIJIT HS / BY COMMODITY 2 DIGITS HS**  
**\*\*\* JULI/JULY 2014 \*\*\***

H S	Uraian golongan barang <i>Group description</i>	Berat bersih / <i>Net weight (Kg)</i>		Nilai / <i>Value C.I.F (U S \$)</i>	
		Bulan ini	Kumulatif	Bulan ini	Kumulatif
		<i>Current month</i>	<i>Cum. Jan. to date</i>	<i>Current month</i>	<i>Cum. Jan. to date</i>
88	Aircraft and its components	195 866	943 543	37 876 230	332 497 667
89	Ships, boat, and floating structures	51 895 667	308 916 754	112 417 048	610 627 820
90	Optical, photographic, cinematographic, measuring, checking, me	4 851 862	43 717 491	142 028 617	1 127 126 938
91	Clocks and watches and parts thereof	341 205	3 395 468	4 099 225	34 649 748
92	Musical instruments; parts and accessories of such articles	1 036 468	10 090 660	13 365 841	101 314 479
93	Arms and ammunition; parts and accessories thereof	3 997	292 947	563 503	99 677 985
94	Furnitures, bedding, mattress supports, cushions and stuffed furni	14 041 958	118 626 381	47 433 008	359 778 073
95	Toys, games and sports requisiters; parts and accessories thereof	1 870 258	25 749 727	6 475 308	96 452 832
96	Miscellaneous manufactured articles	7 997 776	61 919 588	35 881 599	293 720 949
97	Works of arts, collectors' piece and antiques	84 439	350 756	241 146	1 753 996
98	Vehicles ikd and their components	9 003 460	70 301 770	87 768 081	671 986 383
<b>TOTAL IMPORT</b>		<b>11 541 376 167</b>	<b>83 226 186 413</b>	<b>14 081 710 235</b>	<b>104 035 374 865</b>

**I-1. IMPOR MENURUT GOLONGAN BARANG (HS) / IMPORT BY HS COMMODITY GROUPS**  
**C. MENURUT 40 GOLONGAN BARANG (HS) TERBESAR / BY BIG 40 COMMODITIES (HS)**  
**\*\*\* JULI/JULY 2014 \*\*\***

HS	Uraian golongan barang Group description	Berat bersih / Net weight (Kg)		Nilai / Value C.I.F ( U S \$ )	
		Bulan ini Current month	Kumulatif Cum. Jan. to date	Bulan ini Current month	Kumulatif Cum. Jan. to date
2709001000	Crude petroleum oil	1 562 312 844	9 753 080 604	1 399 850 274	8 312 444 118
2710121600	Other motor spirit, unleaded	1 262 579 289	7 733 814 569	1 316 745 834	8 127 985 561
2710197100	Automotive diesel fuel	493 454 533	4 094 070 050	445 864 248	3 687 565 280
8517120000	Telephones for cellular networks or for other wireless networks	910 982	7 805 113	196 314 794	1 785 410 134
2304009000	Oil-cake & other solid residues, from extraction of soyabean oil	447 294 970	2 222 959 819	268 772 676	1 328 080 244
2710197200	Other diesel fuel	291 988 804	1 430 540 104	267 030 952	1 309 794 189
1001991910	Wheat grains without husk, other than seed, for human consumption	530 199 975	3 471 557 185	173 524 428	1 132 981 584
2711130000	Liquid butanes	195 072 395	1 058 554 453	168 992 357	984 793 903
2711120000	Liquid propane	170 252 938	950 646 863	147 287 331	878 146 777
1701140000	Other cane sugar, raw, not added flavour/colour	192 068 690	1 924 599 860	84 168 345	868 457 801
1201900000	Soya beans, other than seed, whether or not broken	146 698 659	1 439 117 814	93 096 248	868 431 482
5201000000	Cotton, not carded/combed.	35 502 779	392 214 943	77 024 634	805 860 470
7207121000	Slabs of iron/non alloy, containing < 0,25% of carbon, other than square	232 056 399	1 448 360 921	128 186 094	773 421 210
2710127000	Naphtha, reformed and other preparations of a kind used for blending	131 865 215	790 193 650	129 566 598	766 860 762
2902430000	P-xylene	65 510 720	512 014 858	90 267 624	670 260 764
8542390000	Other electronic integrated circuits	323 413	2 748 171	97 693 656	641 353 125
2710121400	Motor spirit, of RON 90 and above, but below RON 97, unleaded	85 495 958	506 266 688	92 523 779	550 111 181
2901210000	Ethylene	60 745 918	374 220 646	85 511 558	530 826 633
3104200000	Potassium chloride	323 078 436	1 708 616 345	102 633 231	529 335 252
3902109020	Polypropylene in granule form	42 976 906	301 208 676	65 791 855	460 303 823
8471302000	Laptops including notebooks and subnotebooks	513 653	5 747 914	37 763 629	443 505 457
7204490000	Other ferrous waste and scrap :	79 445 550	1 108 029 545	29 986 804	429 376 241
7403110000	Refined copper for cathodes and sections of cathodes	7 725 812	59 763 121	54 306 923	426 742 331
1005909000	Other maize (corn), other than seeds	222 104 205	1 673 451 596	58 140 429	424 185 433
2710198200	Aviation turbine fuel (jet fuel) having a flash point of less than 23-	71 516 540	327 470 845	79 197 984	361 378 215
0402104100	Milk & cream of fat > 1,5%, in solid form, not added sugar/sweet, cor	7 108 780	76 232 695	34 089 284	358 937 223
8517709900	Other aerials or antennae	128 788	1 836 924	16 580 498	348 665 730
9801202000	Vehicles of head 8704 with 5 ton < gross weight <= 24 ton, incompletely	4 621 306	34 462 335	45 688 842	336 242 013
8443910000	Part & accessories of printing machinery used for printing by component	801 565	6 007 471	45 813 593	314 532 570
0102291090	Live male cattle, not oxen, other than pure-bred breeding animals	11 969 794	111 418 051	32 274 537	311 151 457
3902309010	Propylene copolymers in granule	22 470 452	174 073 312	38 870 718	296 226 087
8471309000	Other portable digital automatic data processing machines, weighing not more than	273 171	1 895 204	42 141 975	293 989 609
2905310000	Ethylene glycol (ethanediol)	41 516 921	271 654 873	42 878 636	291 167 588
8517625300	Other transmission apparatus for radio-telephony/radio-telegraphy	52 676	602 176	11 934 259	287 984 123
4703210000	Chemical wood pulp, soda, other than dissolving grades, bleached, chem	54 535 013	364 235 025	42 387 285	285 677 405
8529909400	Other printed circuit boards; not assembled, for flat panel display	1 177 149	9 125 896	36 753 818	276 242 345
7304290010	Unfinished case tube & unworked pipe end with yield strength less than	22 487 913	184 307 773	31 420 580	274 855 331
1001991990	Other wheat, other than seed, for human consumption	90 943 073	814 881 025	31 667 743	272 153 062
8517610000	Base stations	322 444	2 893 215	18 200 984	272 037 341
4702000000	Chemical wood pulp, dissolving grades.	44 927 762	290 607 151	40 303 508	269 827 003

**I-2 IMPOR MENURUT GOLONGAN BARANG SITC / IMPORT BY SITC COMMODITY GROUPS**  
**\*\*\* JULI/JULY 2014 \*\*\***

SITC	Uraian golongan barang Group description	Berat bersih / Net weight (Kg)		Nilai / Value C.I.F. (US \$)	
		Bulan ini	Kumulatif	Bulan ini	Kumulatif
		Current month	Cum. Jan. to date	Current month	Cum. Jan. to date
<b>A. By Commodity 1 digit SITC</b>					
0	Food and Live Animals	1 905 783 336	13 423 307 273	1 143 998 015	8 496 636 955
1	Beverages and Tobacco	17 641 480	156 244 055	47 584 542	451 091 608
2	Crude Materials, Inedible	1 473 362 349	12 850 282 711	624 474 263	5 453 011 349
3	Mineral Fuels, Lubricants, etc.	4 527 569 775	28 947 162 188	4 195 819 124	26 207 371 061
4	Animal & Vegetable Oils/Fats	5 897 779	49 636 339	9 393 378	82 121 240
5	Chemicals	1 556 247 316	11 665 395 785	1 781 651 451	13 673 830 245
6	Manufactured Goods	1 605 755 906	12 670 098 944	1 990 758 019	15 505 099 446
7	Machinery and Transportation Equipments	385 076 780	2 911 494 633	3 849 311 753	30 445 538 896
8	Miscellaneous Manufactured Articles	64 040 634	552 559 103	435 933 586	3 706 024 118
9	Special Commodities and Transaction	812	5 382	2 786 104	14 649 947
<b>TOTAL IMPORT</b>		<b>11 541 376 167</b>	<b>83 226 186 413</b>	<b>14 081 710 235</b>	<b>104 035 374 865</b>
<b>B. By Commodity 2 digit SITC</b>					
00	Live animal for food	13 581 387	128 500 622	36 683 816	356 877 120
01	Meat and meat preparations	4 858 657	64 906 006	19 487 198	272 185 887
02	Dairy product and eggs	19 314 895	209 493 628	78 106 980	836 895 808
03	Fish, crustaceans, molluscs and their preparations	10 091 028	76 453 635	19 454 264	126 937 025
04	Cereals and cereal preparations	910 529 275	6 444 546 119	295 940 275	2 079 012 532
05	Fruits and vegetables	104 654 559	943 407 368	99 005 820	952 956 008
06	Sugar, sugar preparations, and honey	222 359 413	2 240 496 943	107 841 783	1 079 440 811
07	Coffee, tea, cocoa, and spices	16 564 984	128 489 827	58 527 900	381 171 286
08	Feeding stuff for animals	585 106 437	3 050 848 971	365 079 086	1 913 956 372
09	Miscellaneous food preparations	18 722 701	136 164 154	63 870 893	497 204 106
11	Beverages	11 664 143	90 648 682	10 684 958	69 763 819
12	Tobacco and tobacco manufactured	5 977 337	65 595 373	36 899 584	381 327 789
21	Hides, skins and furskins	2 005 683	10 001 179	2 334 201	9 983 853
22	Oil seeds, nuts, and kernels	171 418 945	1 629 563 295	119 966 444	1 083 509 451
23	Crude rubber	27 314 526	203 842 206	55 390 768	434 297 565
24	Wood, lumber, and cork	29 844 320	214 548 096	10 141 373	78 376 619
25	Pulp and waste paper	283 148 879	2 166 283 551	135 979 997	989 302 825
26	Textile fibres and their waste	58 914 453	586 967 711	138 761 580	1 330 075 893
27	Crude fertilizers and crude minerals	409 294 292	4 808 588 338	47 656 186	501 757 964
28	Metalliferous ores and metal scraps	489 292 496	3 212 861 309	98 496 713	879 149 303
29	Crude animals and vegetable materials, nes	2 128 755	17 627 026	15 747 001	146 557 876
32	Coal, coke, and briquettes	103 926 691	1 130 179 603	14 881 873	176 410 367
33	Petroleum and petroleum products	4 058 219 770	25 802 388 672	3 864 200 663	24 160 994 326
34	Gas; natural and manufactured	365 423 313	2 014 590 550	316 718 126	1 869 803 647
35	Electric Current	1	3 363	18 462	162 721
41	Animal oils and fats	624 427	4 964 818	1 125 939	10 742 253
42	Fixed vegetable oils/fats	3 114 995	26 943 979	4 844 926	41 313 853
43	Animal vegetable oils/fats	2 158 357	17 727 542	3 422 513	30 065 134
51	Organic chemicals	347 254 162	2 777 053 344	523 643 940	4 001 729 773
52	Inorganic chemicals	177 025 082	2 024 115 937	100 629 760	943 050 998
53	Dyeing, tanning, and colouring materials	31 096 759	274 384 860	98 344 055	808 824 078
54	Medical and pharmaceutical products	3 041 040	23 817 658	77 427 371	576 005 021
55	Essential oils and perfumery materials	17 948 276	150 895 426	97 648 271	819 309 614
56	Manufactured fertilizers	623 899 816	3 736 430 427	185 610 888	1 025 916 554
57	Plastics in primary forms	219 248 002	1 717 249 522	411 439 499	3 214 278 585
58	Plastics in non-primary forms	26 675 777	236 366 736	79 336 672	638 381 695
59	Chemical materials and its products, nes	110 058 402	725 081 875	207 570 995	1 646 333 927
61	Leather, leather med, nes	3 312 879	23 417 496	37 202 940	281 679 214
62	Rubber manufactured, nes	19 845 631	140 175 475	104 909 714	725 890 673
63	Wood and cork manufactured	30 383 714	306 199 070	15 772 228	146 055 870
64	Paper, paperboard, and manufactured thereof	49 492 602	419 953 168	103 454 256	712 316 029
65	Textile yarns, fabrics, and their products	60 566 660	551 908 029	360 887 779	3 299 541 591
66	Non metallic minerals manufactured	422 717 737	3 476 118 730	95 920 549	764 768 494
67	Iron and steel	887 933 066	6 645 860 066	768 581 131	5 639 554 081
68	Non ferrous metals	63 780 450	505 966 598	234 933 763	1 822 325 845
69	Manufactured of metal, nes	67 723 167	600 500 312	269 095 659	2 112 967 649
71	Power generating machine and equipments	39 230 432	309 841 799	348 226 544	2 603 541 103
72	Machinery specialized for particular industry	61 750 781	477 836 198	565 928 205	4 478 975 895
73	Metalworking machinery	11 493 501	95 055 916	110 435 747	951 048 327

I-2 IMPOR MENURUT GOLONGAN BARANG SITC / IMPORT BY SITC COMMODITY GROUPS

\*\*\* JULI/JULY 2014 \*\*\*

SITC	Uraian golongan barang Group description	Berat bersih / Net weight (Kg)		Nilai / Value C.I.F. (US \$)	
		Bulan ini	Kumulatif	Bulan ini	Kumulatif
		Current month	Cum. Jan. to date	Current month	Cum. Jan. to date
74	General industrial machinery and equipments	88 223 855	670 094 925	754 590 749	5 807 996 403
75	Office machinery and automatic data processing	5 962 892	47 891 831	249 200 763	1 885 443 869
76	Telecommunication and reproducers apparatus	10 421 405	85 700 053	451 903 655	4 359 155 375
77	Electrical machinery and apparatus	42 756 560	345 961 808	654 018 448	4 989 379 829
78	Road vehicles	70 410 526	546 541 123	558 076 885	4 333 142 864
79	Other transportation equipments	54 826 828	332 570 980	156 930 757	1 036 855 231
81	Sanitary, plumbing, and fittings	7 551 196	58 526 735	27 489 671	178 699 526
82	Furniture	8 760 870	77 764 663	23 396 088	212 161 623
83	Traveling goods	2 137 458	16 284 914	10 423 765	97 882 372
84	Clothing	6 909 944	57 563 075	47 725 862	398 692 025
85	Footwear	3 047 040	33 526 697	25 135 351	243 753 781
87	Professional, scientific, and contractor instruments	4 153 849	38 707 761	109 315 087	890 374 134
88	Photographic apparatus, equipments and optics	1 849 524	16 617 699	26 855 742	199 030 604
89	Miscellaneous manufactured articles	29 630 753	253 567 559	165 592 020	1 485 430 053
96	Coin; not being legal tender	4	60	98	131
97	Gold; non monetary	808	5 322	2 786 006	14 649 816
<b>TOTAL IMPORT</b>		<b>11 541 376 167</b>	<b>83 226 186 413</b>	<b>14 081 710 235</b>	<b>104 035 374 865</b>
<b>C. By Commodity 3 digit SITC</b>					
001	Live Animals Other Than Fish	13 581 387	128 500 622	36 683 816	356 877 120
011	Meat Of Bovine Animals Fresh, Chilled Or Frozen	2 995 608	44 366 904	14 185 642	209 311 221
012	Other Meat, Other Edible Meat Offal, Fresh, Chilled Or Frozen	1 173 616	16 969 019	3 351 576	51 081 126
016	Meat And Edible Meat Offal, Salted, Dried, Edible Flour Of Meat	212	44 780	5 856	399 749
017	Meat And Edible Meat Offal, Prepared Or Preserved	689 221	3 525 303	1 944 124	11 393 791
022	Milk,cream, And Milk Products Other Than Butter Or Cheese	17 826 921	184 982 128	70 511 114	713 675 531
023	Butter And Other Fats From Milk	769 096	12 801 067	3 715 010	63 597 211
024	Cheese And Curds	659 203	10 642 198	3 501 537	53 396 442
025	Eggs, Birds, And Egg Yolks; Fresh, Dried Or Otherwise Preserved	59 675	1 068 235	379 319	6 226 624
034	Fish, Fresh, Chilled Or Frozen	8 197 094	64 697 853	9 677 610	72 669 082
035	Fish, Dried Salted Or In Brine; Smoked Fish	23 758	81 063	213 873	890 739
036	Crustaceans, Molluscs, And Aquatic Invertebrates	1 146 514	6 791 434	7 849 666	39 896 742
037	Fish, Crustaceans, Molluscs, And Other Aquatic Invertebrates; Prej	723 662	4 883 285	1 713 115	13 480 462
041	Wheat And Meslin, Unmilled	658 180 318	4 395 702 551	216 605 081	1 437 735 471
042	Rice	9 140 000	185 417 496	4 101 080	80 307 822
044	Maize, Unmilled	222 602 616	1 676 606 315	59 500 813	429 861 866
045	Cereals, Unmilled	2 609 937	26 103 456	1 406 354	14 140 685
046	Meal And Flour Of Wheat And Flour Of Meslin	11 282 353	116 299 524	4 436 073	44 653 662
047	Other Cereal Meals And Flours	82 444	333 365	47 915	246 808
048	Cereal Preparations And Preparations Of Flours/starchs Of Fruit	6 631 607	44 083 412	9 842 959	72 066 218
054	Vegetables, Fresh, Chilled, Frozen Or Simply Preserved	73 024 284	554 184 490	53 010 236	391 528 877
056	Vegetables, Roots And Tubers, Prepared Or Preserved Nes	3 127 428	42 739 679	5 569 581	64 929 236
057	Fruit And Nut; Fresh Or Dried	25 705 283	321 811 160	35 238 804	457 629 539
058	Fruits, Preserved And Preparations	2 135 869	17 429 367	3 474 953	23 880 539
059	Fruit And Vegetable Juices	661 695	7 242 672	1 712 246	14 987 817
061	Sugar, Molasses, And Honey	221 313 807	2 232 545 562	104 018 089	1 050 399 807
062	Sugar Confectionery	1 045 606	7 951 381	3 823 694	29 041 004
071	Coffee And Coffee Substitutes	2 512 095	25 834 943	11 125 502	97 831 061
072	Cocoa	8 354 868	55 813 328	27 200 443	167 984 208
073	Chocolate And Other Food Preparations Containing Cocoa	1 292 209	9 206 542	5 898 518	41 420 361
074	Tea And Mate	1 221 075	10 391 250	3 897 823	22 648 804
075	Spices	3 184 737	27 243 764	10 405 614	51 286 852
081	Feeding Stuff For Animals	585 106 437	3 050 848 971	365 079 086	1 913 956 372
091	Margarine And Shortening	1 216 421	7 721 756	2 969 328	20 547 287
098	Edible Products And Preparations	17 506 280	128 442 398	60 901 565	476 656 819
111	Non-alcoholic Beverages, Nes	11 469 642	89 849 130	8 070 072	63 300 745
112	Alcoholic Beverages	194 501	799 552	2 614 886	6 463 074
121	Tobacco, Unmanufactured And Refused	5 268 299	56 152 989	30 595 964	319 633 953
122	Tobacco, Manufactured	709 038	9 442 384	6 303 620	61 693 836
211	Hides And Skins, Raw	2 005 683	10 000 517	2 334 201	9 639 627
212	Furskins, Raw	0	662	0	344 226
222	Oil Seeds Use For Extraction Ofsoft Fixed Vegetable Oils	171 088 044	1 626 824 164	119 570 834	1 078 620 712
223	Oil Seeds Use For Extraction Of Other Fixed Vegetable Oils	330 901	2 739 131	395 610	4 888 739
231	Natural Rubber Latex;natural Rubber And Similar Natural Gums	2 507 321	15 941 614	3 936 660	29 422 030

**I-2 IMPOR MENURUT GOLONGAN BARANG SITC / IMPORT BY SITC COMMODITY GROUPS**  
**\*\*\* JULI/JULY 2014 \*\*\***

SITC	Uraian golongan barang Group description	Berat bersih / Net weight (Kg)		Nilai / Value C.I.F. (US \$)	
		Bulan ini	Kumulatif	Bulan ini	Kumulatif
		Current month	Cum. Jan. to date	Current month	Cum. Jan. to date
232	Synthetic Rubber Latex, Synthetic/reclaimed Rubber	24 807 205	187 900 592	51 454 108	404 875 535
244	Cork,natural,raw And Waste	2 813	34 109	11 054	124 376
245	Fuel Wood And Wood Charcoal	0	95 510	0	104 756
246	Wood In Chips Or Particles And Waste	1 990 792	9 810 543	616 673	3 164 129
247	Wood In The Rough Or Roughly Squared	18 699 262	128 618 332	2 074 013	14 305 942
248	Wood, simply Worked And Railway Sleeper Of Wood	9 151 453	75 989 602	7 439 633	60 677 416
251	Pulp And Waste Paper	283 148 879	2 166 283 551	135 979 997	989 302 825
261	Silk	58	1 864	4 114	21 762
263	Cotton	35 518 909	392 466 417	77 168 237	806 578 563
264	Jute And Other Textile Bast Fibres	153 200	698 595	193 570	815 536
265	Vegetable Textile Fibres,raw Or Processed;waste Of These Fibres	202 750	1 241 995	317 384	1 881 927
266	Synthetic Fibres Suitable For Spinning	15 065 266	123 396 321	32 788 950	280 964 042
267	Other Man-made Fibres Suitable For Spinning And Waste	7 913 598	68 390 440	27 471 579	232 126 324
268	Wool And Other Animal Hair	60 672	671 290	817 746	7 641 798
269	Old Clothing And Other Old Textile Articles; Rags	0	100 789	0	45 941
272	Fertilizers, Crude	43 029 023	737 438 032	5 912 242	103 733 229
273	Stone, Sand And Gravel	156 157 226	1 617 350 064	8 826 350	77 504 382
274	Sulphur And Unroasted Iron Pyrites	26 812 936	212 711 624	4 965 751	42 582 942
277	Natural Abrasives	311 585	11 141 783	218 846	5 106 037
278	Other Crude Minerals	182 983 522	2 229 946 835	27 732 997	272 831 374
281	Iron Ore And Concentrates	313 486 000	1 559 707 175	30 387 220	181 025 013
282	Waste And Scrap Metal Of Iron/steel	83 740 878	1 209 904 344	31 635 002	467 166 400
283	Copper Ores And Concentrates	44 233	10 326 004	832 915	23 398 210
284	Nickel Ores And Concentrates	0	8 208	0	16 277
285	Aluminium Ores And Concentrates	79 219 034	349 882 967	26 812 724	120 264 901
287	Ores And Concentrates Of Basemetals	8 514 100	50 490 967	1 716 159	17 973 594
288	Non-ferrous Base Metal Waste And Scraps	4 288 010	32 540 614	6 975 159	69 149 909
289	Ores And Concentrates Of Precious Metals; Waste,scraps	241	1 030	137 534	154 999
291	Crude Animal Materials	1 091 485	8 610 770	7 142 826	80 109 673
292	Crude Vegetable Materials	1 037 270	9 016 256	8 604 175	66 448 203
321	Coals, Pulverized Or Not	95 409 033	1 023 763 088	12 349 287	147 002 577
322	Briquettes, Lignite And Peat	359 975	2 114 688	134 182	749 523
325	Coke And Semi Coke Of Coal/lignite/peat	8 157 683	104 301 827	2 398 404	28 658 267
333	Petroleum Oil, Crude	1 562 327 004	9 753 154 612	1 399 882 417	8 312 552 978
334	Petroleum Products, Refined	2 411 823 616	15 510 349 759	2 412 101 391	15 495 281 131
335	Residual Petroleum Products, And Related Materials	84 069 150	538 884 301	52 216 855	353 160 217
342	Liquefied Propane And Butane	365 325 333	2 009 201 316	316 279 688	1 862 940 680
343	Natural Gas, Liquefied Or Not	17	69	65	444
344	Petroleum Gases And Other Gas	97 963	5 384 577	438 373	6 849 306
345	Coal Gas, Water Gas And Similar Gas	0	4 588	0	13 217
351	Electric Currents	1	3 363	18 462	162 721
411	Animal Oils And Fats	624 427	4 964 818	1 125 939	10 742 253
421	Fixed Vegetable Fats And Oils Soft,crude,refined Or Fractioned	2 902 572	23 282 159	4 371 674	34 458 580
422	Fixed Vegetable Fats And Oils Solid,crude,refined Or Fractioned	212 423	3 661 820	473 252	6 855 273
431	Animal And Vegetable Oil; Fat Processed And Their Wax	2 158 357	17 727 542	3 422 513	30 065 134
511	Hydrocarbon And Their Halogenated, Nitrated Derivatives	187 248 188	1 370 306 718	255 864 583	1 828 876 859
512	Alcohols,phenols,phenol-alcohols And Their Halogenated	92 010 929	787 283 507	88 728 110	662 406 220
513	Carboxylic Acids,and Their Anhydrides,halides,peroxides	29 978 515	282 081 721	49 639 000	433 031 024
514	Nitrogen-function Compounds	15 806 307	139 603 546	42 124 079	365 960 291
515	Organo-inorganic And Heterocyclic Compounds	13 489 782	109 736 485	63 984 019	504 215 096
516	Other Organic Chemicals	8 720 441	88 041 367	23 304 149	207 240 283
522	Inorganic Chemical Elements, Oxides And Halogen Salts	72 518 967	947 519 036	53 591 267	529 889 816
523	Metallicsalts And Peroxysalts	102 045 084	1 057 048 724	43 532 783	387 457 511
524	Other Inorganic Chemicals;chemical Compound Of Precious Metal	2 419 310	19 383 067	2 946 090	20 112 222
525	Radioactive And Associated Materials	41 721	165 110	559 620	5 591 449
531	Synthetic Organic; Colouring Matter	4 877 273	47 377 005	33 491 913	296 635 237
532	Dyeing/tanning Extracts And Synthetic Tanning Materials	675 941	4 337 865	1 288 312	9 991 032
533	Pigments, Paints, Varnishes, And Related Materials	25 543 545	222 669 990	63 563 830	502 197 809
541	Medicinal And Pharmaceutical Products	1 747 460	12 127 850	36 066 706	299 132 074
542	Medicaments, Including Veterinary Medicaments	1 293 580	11 689 808	41 360 665	276 872 947
551	Essential Oils, Perfumes, And Flavour Materials	2 380 212	23 790 952	35 894 512	333 252 983
553	Perfumery, Cosmetics, And Toilet Preparations	5 254 349	42 075 700	37 102 943	280 058 028
554	Soap,cleansing And Polishing Preparations	10 313 715	85 028 774	24 650 816	205 998 603
562	Fertilizers, Manufactured	623 899 816	3 736 430 427	185 610 888	1 025 916 554

**I-2 IMPOR MENURUT GOLONGAN BARANG SITC / IMPORT BY SITC COMMODITY GROUPS**  
**\*\*\* JULI/JULY 2014 \*\*\***

SITC	Uraian golongan barang Group description	Berat bersih / Net weight (Kg)		Nilai / Value C.I.F. (US \$)	
		Bulan ini	Kumulatif	Bulan ini	Kumulatif
		Current month	Cum. Jan. to date	Current month	Cum. Jan. to date
571	Polymers Of Ethylene In Primary Forms	64 555 736	500 771 505	107 912 088	835 161 822
572	Polimers Of Styrene In Primary Forms	15 313 025	120 402 874	34 217 643	264 011 958
573	Polimers Of Vinyl Chloride In Primary Forms	4 176 318	59 234 326	6 926 992	98 408 379
574	Poliacetals And Polycarbons In Primary Forms	31 583 829	231 105 484	62 397 330	479 684 613
575	Other Plastics In Primary Forms	99 078 327	744 835 585	197 909 167	1 505 994 496
579	Waste And Scrap Of Plastics	4 540 767	60 899 748	2 076 279	31 017 317
581	Tubes, Pipes, And Hoses Of Plastics	2 026 835	16 091 039	10 291 610	79 764 107
582	Plates, Sheets, And Film Of Plastics	24 257 775	217 085 081	67 845 555	547 816 239
583	Monofilament And Rod Of Plastics	391 167	3 190 616	1 199 507	10 801 349
591	Disinfectants, Insecticides, And Fungicides Put In Forms	6 302 021	47 018 449	30 062 955	261 294 011
592	Starches, Inulin, And Wheat Glutenal Buminoidal Substances; Glues	63 610 531	297 494 200	54 047 146	354 491 503
593	Explosive And Pyrotechnic Products	965 511	17 678 260	2 539 621	64 450 245
597	Additive For Mineral Oils	9 645 773	66 375 232	32 716 045	235 157 453
598	Miscellaneous Chemical Products	29 534 566	296 515 681	88 205 228	730 937 391
599	Residuall Products Of The Chemical Or Allied Industries, N.e.s	0	53	0	3 324
611	Leathers	3 297 446	23 181 295	36 758 665	277 521 707
612	Manufactures And Composition Leathers	14 010	209 795	305 633	2 488 956
613	Furskins, Tanned Or Dressed	1 423	26 406	138 642	1 668 551
621	Materials Of Rubber	3 020 437	25 187 106	26 265 685	162 047 607
625	Rubber Tyre,tyre Cases,tyre Treads,inner Tubes, And Tyre Flaps	13 252 734	86 235 052	47 077 238	309 407 422
629	Articles Of Rubbers	3 572 460	28 753 317	31 566 791	254 435 644
633	Cork Manufactures	45 557	450 534	259 777	2 184 521
634	Veneers,plywood,improved/reconstituted Wood Worked	28 791 933	294 279 274	13 575 084	121 301 945
635	Wood Manufactures	1 546 224	11 469 262	1 937 367	22 569 404
641	Papers And Paperboards	38 634 359	355 260 317	63 049 135	486 309 699
642	Paper And Paperboard Cut To Size/shape And Article Of Papers	10 858 243	64 692 851	40 405 121	226 006 330
651	Textile Yarns	15 931 360	141 942 479	46 479 975	416 850 653
652	Cotton Fabrics, Woven	5 790 154	53 569 261	58 414 805	576 528 101
653	Fabrics, Woven, Of Man-made Fibres	8 927 435	85 961 413	76 794 218	691 887 883
654	Textile Fabrics, Woven, Other Than Of Cotton Or Man-made Fibres	460 646	4 535 446	6 496 578	45 783 244
655	Knitted Or Crocheted Fabrics	9 738 300	95 600 730	79 721 324	752 376 645
656	Tulle,lace,embroidery,ribbons,trimmings And Other Small Wares	1 389 954	12 821 767	14 793 699	149 298 320
657	Special Yarns,textile Fabrics	15 694 065	137 199 267	69 611 412	610 685 837
658	Made-up Articles, Wholly/chiefly Of Textile Materials	1 399 453	11 880 480	5 353 058	35 231 337
659	Floor Coverings	1 235 293	8 397 186	3 222 710	20 899 571
661	Lime,cement And Fabricated Construction Materials	309 407 588	2 544 355 746	21 958 632	188 110 382
662	Clay And Refactory Construction Materials	65 109 928	515 432 846	26 302 433	193 440 639
663	Mineral Manufactures	24 496 385	194 072 600	22 176 572	175 208 678
664	Glass	13 715 675	118 485 141	14 292 090	116 084 487
665	Glassware	8 393 845	94 393 684	10 537 359	86 167 390
666	Pottery	1 589 152	9 354 120	513 189	3 950 854
667	Pearl, Precious And Semi Precious Stones	5 164	24 593	140 274	1 806 064
671	Pig Iron,spiegeleisen,sponge Iron, And Ferro-alloys	7 430 200	84 716 530	10 221 635	86 702 543
672	Ingots And Other Iron/steel In Primary Forms	334 865 888	2 120 083 516	186 560 307	1 185 551 055
673	Flat Rolled Products, Not Clad	220 217 343	1 576 807 031	156 311 425	1 137 473 384
674	Flat Rolled Products, Clad Or Plated	79 655 342	619 920 781	73 702 469	594 209 345
675	Flat Rolled Products And Alloy Steels	47 645 323	458 851 758	63 022 658	540 787 035
676	Iron/steel Bars, Rods, Angels, Shaped And Sections	112 196 329	1 138 322 957	89 068 008	854 051 846
677	Rail/railway And Tractor Construction Of Iron/steel Materials	4 935 140	12 533 883	5 390 351	18 067 459
678	Wire Of Iron/steel	15 137 291	103 581 570	18 258 967	132 663 264
679	Tubes, Pipes, Hollow Profile, Pipe Fitting Of Iron/steel	65 850 210	531 042 040	166 045 311	1 090 048 150
681	Silver, Platinum, And Other Metal Of The Platinum Groups	40 762	233 586	2 671 406	13 361 469
682	Copper	12 380 236	101 308 189	85 777 491	699 439 938
683	Nickel	181 012	1 456 521	3 279 831	27 246 142
684	Alumunium	36 822 886	273 494 194	98 550 045	727 232 709
685	Lead	4 793 738	48 514 982	11 340 844	112 590 994
686	Zinc	9 308 129	78 825 406	21 456 911	176 977 704
687	Tin	87 906	534 242	2 792 580	12 433 919
689	Miscellaneous Non-ferrous Basemetals Employed In Metallurgy	165 781	1 599 478	9 064 655	53 042 970
691	Structures And Parts Of Iron/steel Or Aluminium	11 748 522	134 616 489	30 408 821	313 836 747
692	Metal Containers For Storage And Transportations	3 904 991	27 965 947	16 668 467	117 899 430
693	Wire Products And Fencing Grills	4 764 129	46 963 751	9 010 203	89 611 199
694	Nails, Screws, Nuts, Bolts, Rivets Of Iron/steel Or Copper	11 400 275	90 945 168	54 145 989	425 555 676
695	Tools For Used In The Hand Or In Machines	4 149 714	32 014 365	36 195 255	239 358 556

**I-2 IMPOR MENURUT GOLONGAN BARANG SITC / IMPORT BY SITC COMMODITY GROUPS**  
**\*\*\* JULI/JULY 2014 \*\*\***

SITC	Uraian golongan barang Group description	Berat bersih / Net weight (Kg)		Nilai / Value C.I.F. (US \$)	
		Bulan ini	Kumulatif	Bulan ini	Kumulatif
		Current month	Cum. Jan. to date	Current month	Cum. Jan. to date
696	Cutlery	856 277	7 572 022	2 832 485	30 446 543
697	Household Equipment Of Base Metals	4 094 222	32 384 872	8 564 698	70 803 555
699	Manufactures Of Base Metals	26 805 037	228 037 698	111 269 741	825 455 943
711	Steam And Other Vapour Generating Boilers And Parts	10 826 858	80 671 347	67 984 563	406 537 945
712	Steam Or Other Generating Boilers And Parts	2 013 878	18 649 419	19 468 878	214 718 863
713	Internal Combustion Piston Engines And Parts	13 496 302	104 284 734	120 151 792	991 911 298
714	Engines And Motors, Non-electric And Parts	1 076 211	3 828 122	24 337 364	200 581 270
716	Rotating Electric Plants And Parts	10 888 474	94 488 274	101 539 180	696 106 960
718	Other Power Generating Machines And Parts	928 709	7 919 903	14 744 767	93 684 767
721	Agricultural Machinery And Parts	2 237 718	23 256 567	15 911 235	153 972 834
722	Tractors	1 056 426	3 747 088	7 533 099	24 591 630
723	Civil Engineering And Contractor Plants And Equipments/parts	25 853 507	180 292 433	156 197 758	1 173 315 645
724	Textile/leather Machinery And Parts	7 196 942	55 369 969	58 840 765	531 303 229
725	Papermill/pulpmill Machinery And Paper Cutting Machines	2 225 450	18 508 660	38 411 265	273 938 418
726	Printing/book Binding Machinery And Parts	1 519 535	12 379 700	61 522 491	411 967 016
727	Food Processing Machines And Parts	2 545 687	40 969 592	22 627 875	299 707 702
728	Other Machines And Equipment Specialized For Particular Industry	19 115 516	143 312 189	204 883 717	1 610 179 421
731	Machine Tools By Removing Metal	2 301 182	18 764 351	32 367 035	302 183 694
733	Machine Tool For Working Metals	4 720 609	40 778 652	38 716 819	339 910 318
735	Parts Of Machine Tools	730 172	4 470 724	15 222 537	89 343 600
737	Metalworking Machinery And Parts	3 741 538	31 042 189	24 129 356	219 610 715
741	Heating And Cooling Equipments And Parts	21 236 824	154 449 783	145 585 451	1 128 030 623
742	Pumps For Liquid And Parts	6 314 983	49 404 589	62 087 815	572 393 438
743	Pumps, Compressors, Fans, Blowers, Centrifuges, And Parts	12 930 154	107 091 566	112 939 066	954 166 015
744	Mechanical Handling Equipments And Parts	22 186 177	151 146 702	148 226 618	819 792 031
745	Other Non-electical Machinery, Tools, And Mechanical Apparatus	4 652 148	33 210 503	58 288 641	524 648 327
746	Ball Or Roller Bearings	4 151 280	35 491 698	38 793 872	289 395 419
747	Taps, Cocks, And Valves For Pipes	4 965 775	43 002 397	65 849 969	587 757 097
748	Transmission Shafts And Cranks	8 469 136	68 963 601	75 127 895	552 214 004
749	Non-electric Parts And Accessories Of Machineries	3 317 378	27 334 086	47 691 422	379 599 449
751	Office Machines	2 554 421	21 449 388	45 343 146	375 361 340
752	Automatic Data Processing Machines And Their Units	2 482 239	19 896 415	162 533 184	1 256 364 137
759	Parts And Accessories For Machine Of Heading 751 Or 752	926 232	6 546 028	41 324 433	253 718 392
761	Television Receivers	1 342 378	8 454 106	22 851 445	173 875 761
762	Radio Broadcast Receivers	96 339	1 323 049	4 135 061	44 463 240
763	Sound Recorders Or Reproducers	101 592	1 390 014	2 295 819	23 876 113
764	Telecommunication Equipments And Parts	8 881 096	74 532 884	422 621 330	4 116 940 261
771	Electric Power Machinery And Parts	3 476 907	33 723 456	40 132 391	352 684 788
772	Electrical Apparatus For Making And Breaking Electrical Circuits	7 636 968	63 204 600	189 155 295	1 442 859 621
773	Equipment For Distributing Electricity	8 891 232	68 023 711	67 139 254	539 386 201
774	Electrical Apparatus For Medical Purposes And Radiological Appar:	116 908	606 268	6 824 732	47 604 078
775	Household Type, Electrical/non-electrical Equipments	7 836 662	57 804 651	37 946 804	280 109 507
776	Thermionic, Cold Cathode, And Photo Cathode Valves/tubes	1 503 788	14 228 178	171 583 036	1 189 146 470
778	Electrical Machinery And Apparatus	13 294 095	108 370 944	141 236 936	1 137 589 164
781	Passenger Motor Cars	11 563 315	95 869 276	120 907 218	1 023 486 224
782	Motor Vehicle For The Transportation Of Goods	18 749 665	117 748 950	162 976 032	1 061 905 492
783	Road Motor Vehicles	1 018 641	10 123 118	10 829 227	91 807 823
784	Parts And Accessories Of The Motor Vehicles	19 687 915	173 374 373	205 346 148	1 682 330 909
785	Motorcycles, Scooters, And Other Cycles Motorized/non Motorize	16 434 056	130 648 648	46 188 822	419 330 965
786	Trailers And Other Vehicles, Not Motorized	2 956 934	18 776 758	11 829 438	54 281 451
791	Railway Vehicles And Associated Equipments	2 735 402	22 714 046	6 663 281	95 882 834
792	Aircraft And Associated Equipments And Parts	195 759	940 180	37 850 428	330 344 577
793	Ships, Boats, And Floating Structures	51 895 667	308 916 754	112 417 048	610 627 820
811	Prefabricated Buildings	3 794 824	29 627 046	10 778 992	63 916 730
812	Sanitary, Plumbing, Heating, And Lighting Fixtures/fittings	1 352 844	10 096 585	1 846 062	17 591 913
813	Lighting Fixtures And Fittings	2 403 528	18 803 104	14 864 617	97 190 883
821	Furnitures And Parts	8 760 870	77 764 663	23 396 088	212 161 623
831	Travel Goods	2 137 458	16 284 914	10 423 765	97 882 372
841	Men's Coats/jackets, Not Knitted	226 361	2 612 773	4 720 753	41 020 985
842	Women's Coats/jacket, Not Knitted	400 812	4 216 866	6 278 234	59 969 708
843	Men's Coats/jackets, Knitted	86 384	1 014 336	1 629 466	15 198 225
844	Women's Coats/jackets, Knitted	889 400	9 174 329	3 475 820	32 607 791
845	Articles Of Apparel	1 044 431	9 108 266	10 275 527	88 053 623
846	Clothing Accessories Of Textiles Fabrics	456 360	3 927 095	2 957 397	33 662 531

**I-2 IMPOR MENURUT GOLONGAN BARANG SITC / IMPORT BY SITC COMMODITY GROUPS**  
**\*\*\* JULI/JULY 2014 \*\*\***

SITC	Uraian golongan barang <i>Group description</i>	Berat bersih / Net weight (Kg)		Nilai / Value C.I.F. (US \$)	
		<i>Bulan ini</i>	<i>Kumulatif</i>	<i>Bulan ini</i>	<i>Kumulatif</i>
		<i>Current month</i>	<i>Cum. Jan. to date</i>	<i>Current month</i>	<i>Cum. Jan. to date</i>
848	Articles Of Apparel And Clothing Accessories Of Other Than Textile	3 806 196	27 509 410	18 388 665	128 179 162
851	Footwears	3 047 040	33 526 697	25 135 351	243 753 781
871	Optical Instrument And Apparatus	121 472	901 506	6 640 922	48 368 909
872	Medical Instruments And Appliances	1 262 868	11 472 043	19 161 981	136 128 755
873	Meters And Counters	566 986	5 394 098	12 472 703	106 724 283
874	Measuring, Checking, Analysing, And Controlling Instrument And A	2 202 523	20 940 114	71 039 481	599 152 187
881	Photographic Apparatus And Equipments	157 916	1 473 746	3 475 260	19 511 262
882	Photographic And Chinematographic Supplies	833 241	7 999 391	4 876 210	42 929 853
883	Cinematograph Film, Exposed And Developed	116	1 031	7 090	78 698
884	Optical Goods	517 046	3 748 063	14 397 957	101 861 043
885	Watches And Clocks	341 205	3 395 468	4 099 225	34 649 748
891	Arms And Ammunitions	18 929	676 097	1 558 238	130 946 831
892	Printed Matter	1 255 648	11 049 292	15 961 410	138 855 279
893	Article Of Plastics	17 367 330	139 662 248	74 642 976	563 392 206
894	Baby Carriages, Toys, Games, And Sporting Goods	2 027 605	27 657 267	7 027 096	102 312 697
895	Office And Stationery Supplies	2 414 806	19 575 960	7 801 808	62 430 843
896	Works Of Art, Collectors Pieces And Antiques	84 439	350 756	241 146	1 753 996
897	Jewellery, Goldsmith, Silversmith Wares, And Other Articles	271 262	1 673 646	3 505 798	20 727 198
898	Musical Instrument And Parts/accessories	1 266 912	11 726 200	22 517 791	178 351 064
899	Other Miscellaneous Manufactured Articles	4 923 822	41 196 093	32 335 757	286 659 939
961	Coin Not Being Legal Tender	4	60	98	131
971	Gold, Non-monetary	808	5 322	2 786 006	14 649 816
<b>TOTAL IMPOR</b>		<b>11 541 376 167</b>	<b>83 226 186 413</b>	<b>14 081 710 235</b>	<b>104 035 374 865</b>



I.3. IMPOR MENURUT KOMODITI / IMPORT BY HS COMMODITY

\*\*\* JULI/JULY 2014 \*\*\*

HS	Uraian Komoditi Commodity Description	Berat Bersih / Net Weight (Kg)		Nilai / Value C.I.F (US\$)	
		Bulan ini Current Month	Kumulatif Cum.Jan. to date	Bulan ini Current Month	Kumulatif Cum.Jan. to date
0101210000	Live Horses, Pure-Bred Breeding Animals	0	112	0	418
0102210000	Live Cattle, Pure-Bred Breeding Animals	0	296 400	0	1 629 206
0102291090	Live Male Cattle, Not Oxen, Other Thanpure-Bred Breeding Animals	11 969 794	111 418 051	32 274 537	311 151 457
0102299000	Live Cattle Not Male, Other Thanpure-Bred Breeding Animals	1 611 100	16 774 250	4 402 684	43 954 076
0102901000	Other Live Bovine Animal, Pure-Bredbreeding Animals	0	800	0	27 011
0103100000	Live Swine, Pure-Bred Breeding Animals	0	62	0	14 592
0105119000	Live Fowls Spec Gallus Domesticus,Weight <=185G,Oth Than Breedii	0	302	0	5 140
0106190000	Other Live Mammals	48	200	468	3 914
0106200000	Live Reptiles(Including Snakes And Turtles)	131	1 167	3 820	9 699
0106330000	Live Ostriches; Emus(Dromalus Novaehollandiae)	0	68	0	481
0106390000	Other Live Birds	314	8 829	2 307	67 929
0106900000	Other Live Animals	0	493	0	13 615
0201200000	Other Cuts With Bone In Of Bovineanimals, Fresh Or Chilled	1 947	11 852	17 079	135 152
0201300000	Boneless Of Bovine Animals, Fresh Orchilled	280 486	3 062 033	1 708 919	18 696 118
0202200000	Other Cuts With Bone In Of Bovineanimals, Frozen	358 453	6 539 744	1 021 933	21 378 041
0202300000	Boneless Of Bovine Animals, Frozen	2 354 722	34 753 275	11 437 711	169 101 910
0203190000	Other Meat Of Swine, Fresh Or Chilled	0	7	0	209
0203220000	Hams, Shoulders And Cuts Thereof Ofswine With Bone In, Frozen	0	8 883	0	51 344
0203290000	Other Meat Of Swine, Frozen	22 451	96 662	117 962	570 848
0204220000	Other Cuts Of Sheep, With Bone In, Freshor Chilled	0	30 591	0	280 594
0204230000	Boneless Meat Of Sheep, Fresh Or Chilled	9	6 684	153	74 808
0204300000	Carcasses And Half-Carcasses Of Lamb,Frozen	0	53 157	0	298 949
0204410000	Carcasses And Half-Carcasses Of Sheep,Frozen	0	135 097	0	662 957
0204420000	Other Cuts Of Sheep With Bone In, Frozen	0	184 771	0	1 086 030
0204430000	Boneless Meat Of Sheep, Frozen	0	58 193	0	463 416
0204500000	Meat Of Goats, Fresh, Chilled Or Frozen	33 797	506 919	152 381	2 386 135
0205000000	Meat Of Horses, Asses, Mules Or Hinnies,Fresh, Chilled Or Frozen	0	15 200	0	25 088
0206100000	Edible Offal Of Bovine Animals, Fresh Orchilled	0	56 806	0	173 670
0206210000	Tongue Of Bovine Animals, Frozen	410 621	4 170 974	1 375 762	12 490 809
0206220000	Livers Of Bovine Animals, Frozen	102 981	1 090 662	201 778	2 245 945
0206290000	Other Edible Offal Of Bovine Animals,Frozen	583 131	10 167 036	1 454 037	29 488 421
0207149900	Cuts&Offal Of Fowl Spc Gallus Domstcs,Not Mechniclyy Debond/Sep	0	100	0	1 684
0207420000	Meat And Edible Offal Of Ducks, Not Cutin Pieces, Frozen	20 626	338 271	49 503	667 570
0208500000	Meat&Edible Meat Offal Of Reptile(Incl.Snake&Turtles),Fresh,Chilld.	0	8 000	0	6 000
0208909000	Meat & Edible Meat Offal Of Other Animalfresh, Chilled Or Frozen	0	41 006	0	106 649
0210999000	Oth Meat & Edible, Incl. Froures & Mealssalted, In Brine, Dried Or Sm	212	44 780	5 856	399 749
0301119100	Koi Carp (Cyprinus Carpio)	0	529	0	5 719
0301119590	Arowanes, Than Not Red	0	1 385	0	11 039
0301191000	Live Marine Ornamental Fish, Fry	0	1 313	0	13 279
0301199000	Live Marine Ornamental Fish,Other Than Fry	0	400	0	5 075
0302110000	Trout, Fresh Or Chilled, Excludingfillets, Livers And Roes	7 785	26 761	79 262	269 644
0302140010	Atlantic Salmon, Excluding Fillets,Livers And Roes, Fresh Or Chilled	6 208	111 951	55 809	1 078 893
0302430000	Sardines, Excl. Fillets, Livers & Roes,Fresh Or Chilled	0	111 754	0	266 320
0303120000	Oth Pacific Salmon, Excl.Fillet, Liverand Roes, Frozen	0	671 699	0	1 341 472
0303130010	Atlantic Salmon, Excl.Fillets, Liversand Roes, Frozen	19 697	260 523	142 111	1 781 553
0303140000	Trout, Excl.Fillets, Livers And Roes,Frozen	0	22 025	0	186 111
0303190000	Other Salmonidae, Excl.Fillets, Liversand Roes, Frozen	0	1 311	0	15 026
0303310000	Halibut, Excl.Fillets, Livers And Roes,Frozen	0	22 386	0	105 665
0303410000	Albacore/Longfinned Tunas,Excl.Fillet,Livers And Roes, Frozen	25 000	69 699	63 875	162 957
0303420000	Yellowfin Tunas, Excl.Fillet, Liver &Roes, Frozen	50 158	196 563	341 075	1 146 682
0303430000	Skipjack Or Stripe-Bellied Bonito, Excl.Fillets, Livers And Roes, Frozer	601 040	3 558 212	850 491	4 749 475
0303440000	Bigeye Tunas, Excl.Fillets, Livers Androes, Frozen	0	21 597	0	26 920
0303490000	Oth Tunas, Excl.Fillets,Livers & Roes,Frozen	0	100 000	0	114 001
0303530000	Sardines, Sardinella, Brisling Or Spartsexcl.Fillets, Livers And Roes, Fr	1 856 251	19 904 594	1 306 790	13 887 886
0303540010	Mackerel, Excl.Fillets, Livers And Roes,Frozen	655 242	4 218 193	938 381	6 373 576
0303540020	Pacific Mackerel, Excl.Fillets, Liversand Roes, Frozen	4 450 790	31 080 407	4 041 493	27 257 428
0303550000	Jack And Horse Mackarel, Excl.Fillets,Livers And Roes, Frozen	0	27 000	0	63 450
0303570000	Swordfish (Xiphias Gladius),Excl.Fillets,Livers And Roes,Frozen	171 000	1 073 555	1 282 500	7 509 858
0303630000	Cod (Gadus Morhua, Ogac, Macrocephalu) ,Excl.Fillets,Livers And Rc	7 257	159 345	135 200	1 539 016
0303670000	Alaska Pollack, Excl.Fillets, Livers Androes, Frozen	0	727	0	3 085
0303690000	Other Marine Fish, Excl.Fillets, Liversand Roes, Frozen	0	387	0	1 642
0303810000	Dogfish And Other Sharks, Excl.Fillets,Livers And Roes, Frozen	0	47 522	0	48 182
0303891400	Savalai Hairtails, Excl.Fillets, Liversand Roes, Frozen	0	6 355	0	26 970
0303891710	Silver Pomfrets, Excl.Fillets, Liversand Roes, Frozen	0	112 056	0	358 581

I.3. IMPOR MENURUT KOMODITI / IMPORT BY HS COMMODITY

\*\*\* JULI/JULY 2014 \*\*\*

H S	Uraian Komoditi Commodity Description	Berat Bersih / Net Weight (Kg)		Nilai / Value C.I.F (US\$)	
		Bulan ini Current Month	Kumulatif Cum.Jan. to date	Bulan ini Current Month	Kumulatif Cum.Jan. to date
0303891990	Other Marine Fish, Excl.Fillets, Liversand Roes, Frozen	0	313 694	0	463 539
0303892900	Other Fish, Not Marine Fish,Excl.Fillets, Livers And Roes, Frozen	80 000	499 198	68 000	957 738
0303902000	Roes Of Fish, Frozen	0	2 346	0	28 271
0304410000	Fillets Of Pacific, Atlantic Anddanube Salmon, Fresh Or Chilled	0	1 226	0	8 865
0304520000	Salmonidae Meat (Whether Or Notminced), Fresh Or Chilled	0	902	0	28 030
0304710000	Cod Fillets, Frozen	10	10	240	240
0304790000	Other Fish Fillets Of Familybregmacerotidae, Etc., Frozen	0	959	0	4 070
0304810010	Frozen Fillets Of Red Salmon	0	80	0	2 492
0304830000	Frozen Fillets Of Flat Fish	0	146 220	0	183 398
0304870000	Frozen Fillets Of Tunas, Skipjack Orstripe-Bellied Bonito	34 965	176 521	53 846	547 971
0304890000	Frozen Fillets Of Other Fish	16 689	26 892	82 228	148 149
0304910000	Swordfish (Xiphias Gladius) Meat(Whether Or Not Mince), Frozen	6 681	6 681	27 987	27 987
0304990010	Meat Of Tuna Loin And Skipjack,(Whether Or Not Mince), Frozen	0	28 223	0	114 101
0304990090	Meat Of Other Fish,(Whether Or Not Mince), Frozen	208 321	1 686 652	208 322	1 804 726
0305100000	Flours, Meals, And Pellats Of Fish, Fitfor Human Consumption	558	8 453	5 650	139 957
0305399000	Fish Fillets, Dried,Salted,But Notsmoked	137	1 379	3 721	56 950
0305410000	Pacific Salmon, Smoked, Incl.Fillets,Other Than Edible Fish Offal	59	59	1 476	1 476
0305620000	Cod, Salted But Not Dried/Smoked & Inbrine, Other Than Edible Fish	0	405	0	18 591
0305710000	Shark Fins, Fit For Human Consumption	0	4 842	0	111 366
0305721000	Fish Maws, Fit For Human Consumption	22 669	65 590	193 537	552 910
0305790090	Other Edible Fish Offal, Fit For Humanconsumption	335	335	9 489	9 489
0306110000	Rock Lobsters And Other Sea Crawfish,Frozen, Fit For Human Consu	0	287 148	0	2 371 334
0306120000	Lobsters, Frozen, Fit For Humanconsumption	37	7 361	704	107 026
0306141000	Soft Shell Crabs, Frozen, Fit For Humanconsumption	6 486	26 207	47 883	222 603
0306149000	Other Crabs, Frozen, Fit For Humanconsumption	640 269	2 474 340	6 423 934	24 088 251
0306160000	Cold Water Shrimps And Prawns, Frozen,Fit For Human Consumptio	43 200	762 422	265 896	3 640 651
0306171020	Giant Tiger Prawns Headless, Frozen, Fitfor Human Consumption	0	61 414	0	653 958
0306171090	Other Giant Tiger Prawns, Frozen, Fitfor Human Consumption	0	27 246	0	371 722
0306172020	Whiteleg Shrimps Headless With Tail,Frozen, Fit For Human Consum	0	14 750	0	213 450
0306172090	Other Whiteleg Shrimps, Frozen,Fit For Human Consumption	1 665	123 392	21 645	1 642 573
0306179000	Other Shrimps And Prawns, Frozen,Fit For Human Consumption	0	47 019	0	517 269
0306222000	Lobsters (Homarus Spp),Oth Than Breeder,Live	354	2 438	7 607	57 395
0306242000	Crabs, Fresh Or Chilled	12 963	12 963	284 148	284 148
0306249100	Crabs, Dried, In Airtight Container, Notfrozen	0	820	0	1 230
0306249990	Crabs, Dried, Not Boiled, Not Inairtight Container, Not Frozen	0	5 110	0	70 913
0306272200	Whiteleg Shrimps,Other Than Breeder,Live	13 464	60 643	199 444	1 148 868
0306272900	Other Shrimps And Prawns, Other Thanbreeder, Live	0	73	0	986
0306299100	Crustaceans, Flours, Meal And Pelletsin Airtight Containers	597	4 537	6 404	67 764
0306299900	Crustaceans, Flours, Meal And Pellets,in Other Than Airtight Contair	1 275	7 005	29 643	135 237
0307191000	Oysters, Frozen	0	29 388	0	166 282
0307211000	Scallops, Live	0	37	0	384
0307291000	Scallops, Frozen	46 800	700 633	95 852	1 644 624
0307292000	Scallops, Dried, Salted Or In Brine,Smoked	0	2	0	67
0307392000	Mussels, Dried, Salted Or In Brine,Smoked	9 900	9 900	33 165	33 165
0307491000	Cuttle Fish And Squid, Frozen	307 606	1 879 378	311 029	2 051 364
0307591000	Octopus, Frozen	61 898	206 964	122 312	314 224
0307791000	Clams, Cockles And Ark Shells; Frozen	0	40 000	0	87 680
0308901000	Oth Aquatic Invertebrates Oth Thancrustaceans And Molluscs, Live	0	244	0	3 574
0401101000	Milk&Cream Of A Fat <=1%, Not Addedsugar/Sweet,Not Concentrat	0	58 831	0	61 300
0401109000	Milk&Cream Of A Fat <=1%, Not Addedsugar/Sweet, Not In Liquid Fr	579	1 643	2 725	11 471
0401201000	Milk&Cream Of 1%?A Fat_6%, Not Addedsugar/Sweet,Not Concentr	21 012	116 616	23 580	134 196
0401209000	Milk&Cream Of 1%?A Fat_6%, Not Added Sugar/Oth Sweet, Not In L	36	120	1 020	1 492
0401401000	Milk&Cream Of 6%?A Fat_10%, Not Addedsugar/Sweet,Not Concen	0	60 480	0	61 086
0401409000	Milk&Cream Of 6%?A Fat_10%, Not Addedsugar/Sweet, In Other Fo	0	1 189 563	0	3 711 994
0401501000	Milk And Cream Of A Fat >10%, Not Addedsugar/Sweet,Not Concen	58 860	519 665	140 283	1 260 975
0401509000	Milk And Cream Of A Fat >10%, Not Addedsugar/Sweet, Not In Liqui	111 764	941 005	359 841	2 971 428
0402104100	Milk&Cream Of Fat_1,5%,In Solid Form, Noadded Sugar/Sweet, Con	7 108 780	76 232 695	34 089 284	358 937 223
0402104900	Milk&Cream Of Fat_1,5%,In Solid Form, Noadded Sugar/Sweet, Con	0	800 000	0	3 737 475
0402109100	Milk&Cream Of Fat_1,5%,In Solid Form,Added Sugar/Sweet, Contair	1 135 475	8 098 600	4 735 890	35 238 470
0402109900	Milk&Cream Of Fat_1,5%,In Solid Form,Added Sugar/Sweet, Contair	178	157 747	6 175	800 924
0402212000	Milk&Cream Fat >1,5%,In Solid Form, Notadded Sugar/Sweet, Conta	1 548 825	18 035 702	7 315 451	91 362 073
0402219000	Milk&Cream Fat >1,5%,In Solid Form, Notadded Sugar/Sweet, Conta	1 251 699	9 531 957	7 759 614	49 631 607
0402299000	Milk&Cream Fat >1,5%,In Solid Form,Added Sugar/Sweet, Containr	208 710	1 712 142	1 792 834	13 680 290
0402910000	Other Milk&Cream, Not Containing Addedsugar/Other Sweetening	0	144 215	0	654 095

I.3. IMPOR MENURUT KOMODITI / IMPORT BY HS COMMODITY

\*\*\* JULI/JULY 2014 \*\*\*

HS	Uraian Komoditi Commodity Description	Berat Bersih / Net Weight (Kg)		Nilai / Value C.I.F (US\$)	
		Bulan ini Current Month	Kumulatif Cum.Jan. to date	Bulan ini Current Month	Kumulatif Cum.Jan. to date
0402990000	Other Milk&Cream, Containing Added sugar/Other Sweetening	564 401	3 909 742	420 650	3 876 709
0403102000	Yoghurt In Liquid Form, Whether/Not condensed, Contain Flavour/No	0	120	0	18 596
0403109000	Yoghurt In Not Liquid Form, Contain fruits, Nuts, Cocoa, Flavour/Not	2 750	6 675	10 541	37 997
0403901000	Buttermilk, Concentrated/Add Sugar/Sweet containing Fruits, Nuts, C	149 000	3 368 300	669 405	14 424 834
0403909000	Curdled Milk&Cream, Kephir&Oth Fermented/Acidified Milk&Cream	6 785	42 958	41 580	236 852
0404100000	Whey&Modified Whey, Whether/Not concentrated/Add Sugar/Sv	5 330 472	55 502 284	11 610 271	117 669 220
0404900000	Products Consist Natural Milk; Whether/Not Added Sugar/Sweet, N.I	100 061	1 652 681	668 470	7 317 914
0405100000	Butter	414 246	7 405 979	1 860 906	32 516 315
0405901000	Anhydrous Butterfat	340 800	5 316 158	1 822 531	30 688 074
0405902000	Butter Oil	0	59 000	0	318 857
0405909000	Other Fats And Oils Derived From Milk	14 050	19 930	31 573	73 965
0406101000	Fresh (Unripened Or Uncured) Cheese, Including Whey Cheese	322 192	4 827 663	1 477 910	21 834 821
0406201000	Grated/Powdered Cheese, Of All Kinds, In Packages Of A Gross Weigh	0	241 906	0	1 969 450
0406209000	Grated/Powdered Cheese, Of All Kinds, In Packages Of A Gross Weigh	8 862	711 732	73 208	3 600 867
0406300000	Processed Cheese, Not Grated Or Powdered	196 943	2 073 436	1 188 415	11 746 810
0406900000	Other Cheese	131 206	2 787 461	762 004	14 244 494
0408110000	Egg Yolks, Whether/Not Containing Added sugar/Oth Sweetening, D	20 310	231 151	107 113	1 130 918
0408190000	Egg Yolks, Whether/Not Containing Added sugar/Oth Sweetening, O'	0	35 994	0	84 615
0408910000	Birds' Eggs, Not In Shell, Whether/Not containing Added Sugar/Swee	24 550	705 463	127 880	4 123 307
0409000000	Natural Honey	66 023	1 267 529	336 681	5 162 398
0410001000	Birds' Nests, Edible	60	60	18 837	18 837
0410009000	Other Edible Products Of Animal Origin, Not Elsewhere Specified Or I	650	4 000	37 050	222 543
0501000000	Human Hair, Unworked, Whether Or Not washed Or Scoured; Waste	4 225	105 392	280 650	19 128 431
0502100000	Pigs', Hogs' & Boars' Bristles And Hair And Waste Thereof	14 944	42 477	22 944	100 592
0502900000	Badger Hair And Other Brush Making Hair And Waste Thereof	107 801	586 945	632 070	3 897 088
0505101000	Duck Feathers And Down, Of A Kind Used for Stuffing	62 618	624 696	4 565 767	40 472 648
0505109000	Feathers And Down Other Than Duck, Of A Kind Used For Stuffing	1 414	35 299	197 435	3 491 707
0505901000	Duck Feathers And Down, Used Other Than for Stuffing	25 511	67 480	489 289	2 199 132
0505909000	Other Skins&Parts Of Birds; Powder&Waste Of Feather, Used Oth Th	195 210	811 982	183 497	784 914
0506100000	Ossein And Bones Treated With Acid	0	2	0	337
0506900000	Other Bones & Horn-Cores, Degelatinised; Powder And Waste Of Th	0	1	0	2
0507109000	Ivory Oth Than Rhinoceros Horns; Ivory Powder And Waste Thereof	0	31	0	170
0507901000	Horns, Antlers, Hooves, Nails, Claws&Beaks, Unworked/Simply Prepare	0	34	0	187
0508002000	Shells Of Molluscs, Crustaceans/Echinoderms, Unworked/Simply Pre	2 500	65 805	5 928	190 107
0508009000	Cuttle-Bone, Unworked/Simply Prepared not Cut To Shape, Powder&'	0	40 329	0	20 267
0511100000	Bovine Semen	0	172	0	103 131
0511910030	Artemia Egg (Brine Shrimp Egg)	0	65 301	0	2 887 700
0511910040	Fish Skin	0	5 738	0	46 908
0511910090	Oth Product Of Fish Or Crustaceans, Molluscs Or Oth. Aquatic Inverta	69 940	335 151	100 950	289 536
0511993000	Natural Sponges	17	107	137	15 087
0511999000	Other Animal Products Not Elsewhere specified Or Included	607 305	5 823 828	664 159	6 481 729
0601100000	Bulbs, Tubers, Tuberous Roots, Corms, Crowns & Rhizomes, Dormant	8 334	30 960	17 524	88 799
0601209000	Bulbs, Tubers, Tuberous Roots, Corms, Crowns & Rhizomes, In Growth	0	71 322	0	169 225
0602102000	Unrooted Cuttings And Slips Of Rubbertrees	0	97	0	541
0602109000	Unrooted Cutting And Slips Of Oth Plants	0	992	0	2 906
0602902000	Orchid Seedlings	0	3 131	0	35 955
0602909000	Other Live Plants (Incl Their Roots), Cuttings&Slips; Mushroom Spaw	10 785	411 086	7 003	170 598
0603140000	Chrysanthemums, Fresh Flowers Of A Kind suitable For Bouquets/Or	0	240	0	6 161
0603190000	Other Fresh Flowers Of A Kind Suitable For Bouquets/Ornamental Pl	0	5 431	0	108 602
0603900000	Cut Flowers&Flower Cuds For Bouquets/Ornamental, Dried, Dyed, Ble	0	2 272	0	4 484
0604201000	Mosses And Lichens, Of A Kind Suitable for Bouquets/Ornamental, Fr	0	49 480	0	238 194
0604209000	Foliage, Branches&Oth Parts Of Plants, Grasses, For Bouquets/Ornam	0	3 003	0	6 122
0604901000	Mosses&Lichens, For Bouquets/Ornamental, Oth Than Fresh	0	3 200	0	15 200
0604909000	Foliage, Branches&Oth Part Plant, Grasses, For Bouquets/Ornamental	0	43 179	0	70 980
0701100000	Potatoes Seed, Fresh Or Chilled	0	2 084 450	0	2 048 782
0701900000	Potatoes, Other Than Seed, Fresh Or Chilled	0	21 649 403	0	12 502 038
0702000000	Tomatoes, Fresh Or Chilled	1 815	30 476	8 341	136 230
0703101900	Onions, Oth. Than Bulbs For Propagation, Fresh Or Chilled	706 000	48 778 133	416 134	25 092 338
0703102100	Shallots Bulbs For Propagation, Fresh Or Chilled	981 420	1 705 580	485 187	841 291
0703102900	Shallots, Oth Than Bulbs For Propagation, Fresh/Chilled	0	57 784 024	0	22 365 735
0703209000	Garlic, Oth Than Bulbs For Propagation, Fresh/Chilled	59 874 133	284 560 843	42 047 842	203 826 522
0703909000	Leeks&Oth Alliaceous Vegetables, Oth Than Bulbs For Propagation, F	8 041	16 845	16 184	32 216
0704101000	Cauliflowers, Fresh Or Chilled	27 724	176 036	47 260	262 556
0704102000	Headed Broccoli, Fresh Or Chilled	58 673	561 763	104 519	893 183

I.3. IMPOR MENURUT KOMODITI / IMPORT BY HS COMMODITY

\*\*\* JULI/JULY 2014 \*\*\*

H S	Uraian Komoditi Commodity Description	Berat Bersih / Net Weight (Kg)		Nilai / Value C.I.F (US\$)	
		Bulan ini Current Month	Kumulatif Cum.Jan. to date	Bulan ini Current Month	Kumulatif Cum.Jan. to date
0704200000	Brussels Sprouts, Fresh Or Chilled	41	707	189	3 160
0704901100	Cabbages, Round (Drumhead), Fresh Or Chilled	54 726	388 027	30 598	229 337
0704901900	Cabbages, Oth Than Round (Drumhead), Fresh Or Chilled	140	7 052	645	18 747
0704909000	Kohlrabi, Kale And Similar Edible Brassicas, Fresh Or Chilled	79 932	552 025	151 958	1 026 829
0705110000	Cabbage Lettuce (Head Lettuce), Fresh Or Chilled	2 566	26 263	4 548	42 206
0705190000	Other Lettuce, Fresh Or Chilled	8 596	75 828	18 486	180 324
0706101000	Carrots, Fresh Or Chilled	597 550	20 963 250	595 151	20 467 284
0706102000	Turnips, Fresh Or Chilled	2 524	2 524	4 065	4 065
0706900000	Salad Beetroot, Salsify, Celeriac, Radishes & Similar Edible Roots, Fresh	13	12 558	55	13 565
0707000000	Cucumbers And Gherkins, Fresh/Chilled	36	824	159	3 687
0708100000	Peas (Pisum Sativum), Shelled/Unshelled, Fresh/Chilled	459 214	3 188 703	198 040	1 441 978
0708900000	Other Leguminous Vegetables, Shelled/Unshelled, Fresh Or Chilled	400	39 891	800	78 234
0709400000	Celery Oth Than Celeriac, Fresh/Chilled	14 197	102 217	29 867	228 912
0709510000	Mushrooms Of The Genus Agaricus, Fresh Or Chilled	1 129	11 362	2 604	27 246
0709591000	Truffles, Fresh Or Chilled	0	80 367	0	169 759
0709599000	Oth Mushrooms, Fresh Or Chilled	116 420	705 358	252 561	1 749 828
0709601000	Chillies (Fruits Of Genus Capsicum), Fresh Or Chilled	0	14 707	0	24 936
0709700000	Spinach, New Zealand Spinach & Orach Spinach (Garden Spinach), F	5 113	46 666	9 426	80 169
0709930000	Pumpkins, Aquash & Gourds (Cucurbita Spp.), Fresh Or Chilled	100	100	1 470	1 470
0709990000	Other Vegetables, Fresh Or Chilled	13 400	126 837	25 036	215 292
0710100000	Potatoes (Uncooked Or Steamed/Boiled/Cooked), Frozen	0	54 007	0	17 919
0710210000	Peas (Pisum Sativum), Shelled/Unshelled, Uncooked Or Steamed/Bo	10 398	415 917	10 710	519 586
0710220000	Beans (Vigna Spp, Phaseolus Spp), Shelled/Unshelled, Uncooked/Ste	0	4 429	0	19 586
0710300000	Spinach, New Zealand Spinach And Orach Spinach (Garden Spinach),	7 160	31 700	20 239	89 182
0710400000	Sweet Corn, Uncooked/Steamed/Boiled, Frozen	60 827	581 284	189 604	736 968
0710800000	Other Vegetables, Uncooked/Steamed/Boiled, Frozen	8 617	80 285	15 036	129 947
0710900000	Mixtures Of Vegetables, Uncooked/Steamed/Boiled, Frozen	33 157	548 836	39 432	553 034
0711209000	Olives, Provisionally Preserved In Other Preservative Solutions	0	9 013	0	22 107
0711401000	Cucumber & Gherkins, Provisionally Preserved By Sulphur Dioxide Ga	0	4 457	0	5 800
0711902000	Chillies (Fruits Of Genus Capsicum), Provisionally Preserved	279 295	3 149 185	300 554	3 566 663
0711903900	Capers, Provisionally Preserved In Other Preservative Solutions	0	2 549	0	8 638
0711909000	Other Vegetables, Provisionally Preserved Oth Than By Sulphur Diox	9 600	155 560	9 325	100 038
0712200000	Onions, Dried, Whole, Cut, Sliced, Broken/In Powder, But Not Further	226 884	2 342 974	723 999	7 136 340
0712310000	Mushrooms Of Genus Agaricus, Dried, Whole, Broken/Powder, But No	0	9 821	0	40 428
0712320000	Wood Ears (Auricularia Spp), Dried, Whole, Broken/Powder, But Not F	35 655	206 994	45 342	280 850
0712330000	Jelly Fungi, Dried, Whole, Cut, Broken/In Powder, But Not Further Pre	0	33 590	0	51 212
0712391000	Truffles, Dried, Whole, Cut, Sliced, Broken/In Powder, But Not Further F	9 360	77 599	24 836	179 892
0712392000	Shiitake (Dong-Gu), Dried, Whole, Cut, Slice, Broken/Powder, But Not F	3 523	39 610	5 435	48 477
0712399000	Other Mushrooms, Dried, Whole, Cut, Slice, Broken/Powder, But Not F	25 163	176 883	53 931	334 848
0712901000	Garlic, Dried, Whole, Cut, Sliced, Broken/In Powder, But Not Further Pr	272 712	1 982 128	387 262	2 926 752
0712909000	Oth Vegetables/Mix Of Vegetables, Dried, Whole, Broken/Powd, But N	331 365	2 747 671	1 038 005	7 690 221
0713109000	Peas (Pisum Sativum), Dried, Shelled, Whether/Not Skinned/Split, Oth T	1 332 549	10 454 186	620 261	4 387 394
0713209000	Chickpeas (Garbanzos), Dried, Shelled, Whether/Not Skinned, Oth Tha	0	177 165	0	217 287
0713319000	Beans (Vigna Mungo Hepper/Vigna Radiata Wilczek), Dried, Shelled, O	5 810 136	69 060 445	5 254 438	68 463 179
0713329000	Small Red (Adzuki) Beans, Dried, Shelled, Whether/Not Skinned, Oth T	96 198	688 198	25 087	221 401
0713339000	Kidney Beans, Incl White Pea Beans, Dried, Shelled, Oth Than For Sow	69 000	1 778 880	32 775	1 001 959
0713359000	Cow Peas, Dried, Shelled, Whether/Not Skinned/Split, Oth Than For So	0	1 815 000	0	1 097 513
0713399000	Oth Beans, Dried, Shelled, Whether/Not Skinned/Split, Oth Than For	190 150	3 102 752	256 576	2 242 935
0713409000	Lentils, Dried, Shelled, Whether/Not Skinned/Split, Oth Than For Sow	455	1 836	1 457	6 546
0713509000	Broad Beans & Horse Beans, Dried, Shelled, Whether/Not Skinned, Oth	1 288 325	13 805 890	941 217	9 425 936
0713909000	Oth Dried Leguminous Vegetables, Shelled, Whether/Not Skinned, O	755 049	3 958 111	733 809	3 838 464
0714201000	Sweet Potatoes, Frozen	0	22 390	0	39 310
0714901900	Sago Pith, Not Frozen	0	9 989	0	11 466
0714909900	Arrowroot, Salep, Jerusalem Artichokes, Root W/ High Starch/Inulin, I	19 896	141 995	39 428	281 500
0801110000	Coconuts, Desiccated, Dried	31 080	118 079	82 223	406 545
0801190000	Coconuts, Oth Than Desiccated & In The Innershell, Fresh/Dried, Whetl	49 190	273 389	48 749	205 745
0801220000	Brazil Nuts, Shelled, Fresh Or Dried	585	710	3 056	4 342
0801310000	Cashew Nuts, In Shell, Fresh Or Dried	0	34 920	0	36 666
0801320000	Cashew Nuts, Shelled, Fresh Or Dried	48 993	603 877	269 630	2 575 411
0802110000	Almonds, In Shell, Fresh Or Dried	23 040	56 760	129 485	318 991
0802120000	Almonds, Shelled, Fresh Or Dried	20 177	455 485	182 270	3 666 094
0802220000	Hazelnut/Filberts, Shelled, Fresh/Dried	1 000	3 000	12 050	28 150
0802320000	Walnuts, Shelled, Fresh Or Dried	10	25 010	158	266 033
0802410000	Chestnuts (Castanea Spp.), In Shell, Fresh Or Dried	2 077	31 824	4 035	77 794

I.3. IMPOR MENURUT KOMODITI / IMPORT BY HS COMMODITY

\*\*\* JULI/JULY 2014 \*\*\*

HS	Uraian Komoditi Commodity Description	Berat Bersih / Net Weight (Kg)		Nilai / Value C.I.F (US\$)	
		Bulan ini Current Month	Kumulatif Cum.Jan. to date	Bulan ini Current Month	Kumulatif Cum.Jan. to date
0802420000	Chestnuts (Castanea Spp.), Shelled,Fresh Or Dried	0	11 103	0	21 536
0802510000	Pictachios, In Shell, Fresh Or Dried	34 820	91 500	23 659	61 965
0802520000	Pictachios, Shelled, Fresh Or Dried	0	28 809	0	82 104
0802610000	Macadamia Nuts, In Shell, Fresh Or Dried	0	998	0	15 792
0802620000	Macadamia Nuts, Shelled, Fresh Or Dried	0	3 008	0	51 486
0802800000	Areca Nuts, Whether/Not Shelled/Peeled,Fresh Or Dried	0	3	0	9
0802900000	Other Nuts, Whether/Not Shelled/Peeled,Fresh Or Dried	0	42 434	0	88 717
0803900000	Bananas, Oth Than Plantains,Fresh Or Dried	0	542 111	0	260 954
0804100000	Dates, Fresh Or Dried	630 756	21 603 354	652 600	30 220 651
0804200000	Figs, Fresh Or Dried	527	3 598	2 754	11 024
0804300000	Pineapples, Fresh Or Dried	0	1	0	12
0804400000	Avocados, Fresh Or Dried	61	994	285	4 447
0804501000	Guavas, Fresh Or Dried	0	133	0	270
0804502000	Mangoes, Fresh Or Dried	0	233 466	0	582 069
0805101000	Oranges, Fresh	574 122	8 891 954	628 031	11 501 188
0805200000	Mandarin,Clementines,Wilkins&Similarcitrus Hybrids, Fresh/Dried	614 702	81 291 430	605 203	100 468 071
0805400000	Grapefruit, Including Pomelos, Fresh Ordried	0	49 371	0	53 526
0805500000	Lemons And Limes, Fresh Or Dried	88 176	2 614 381	140 938	6 339 563
0806100000	Grapes, Fresh	4 007 592	27 120 350	9 120 726	77 440 964
0806200000	Grapes, Dried	139 829	988 277	372 186	2 321 843
0808100000	Apples, Fresh	1 317 758	84 425 043	2 010 213	118 987 334
0808300000	Pears, Fresh	5 670 906	47 372 800	5 353 512	43 237 554
0809100000	Apricots, Fresh	0	9 073	0	18 969
0809210000	Sour Cherries (Prunus Cerasus), Fresh	0	2 151	0	13 792
0809290000	Oth Cherries, Fresh	2 312	4 643	15 898	32 733
0809300000	Peaches, Including Nectarines, Fresh	1 681	7 193	1 980	10 421
0809401000	Plums, Fresh	774	24 628	966	54 599
0810100000	Strawberries, Fresh	625	30 741	4 296	96 731
0810200000	Raspberries, Blackberries, Mulberries,Loganberries, Fresh	3 351	13 932	23 045	97 599
0810300000	Black, White Or Red Currants Andgooseberries,Fresh	335	16 215	2 122	68 388
0810400000	Cranberries, Bilberries & Other Fruitsof The Genus Vaccinium, Fresh	21 069	62 691	145 102	446 612
0810500000	Kiwi Fruit, Fresh	261 039	1 636 594	802 527	4 478 040
0810600000	Durians, Fresh	0	7 506 900	0	11 427 181
0810700000	Persimmons, Fresh	0	9 530	0	16 430
0810901000	Longans (Including Mata Kucing), Fresh	10 310 952	27 928 002	12 732 650	34 329 969
0810902000	Lychees, Fresh	152 696	379 836	195 033	428 122
0810906000	Tamarinds, Fresh	28 916	172 979	57 832	220 781
0810909200	Dragon Fruit, Fresh	1 491 278	5 424 487	1 365 538	4 865 763
0810909900	Other Fruit, Fresh	15 347	121 053	31 805	237 754
0811100000	Strawberries, Uncooked/Steamed/Boiled,Frozen, Whether/Not Add	25 000	397 933	32 750	820 280
0811200000	Raspberries,Blackberries,Mulberries,Loganberries,Currants,Goosebe	0	29 422	0	136 623
0811900000	Other Fruit&Nuts,Uncooked/Steamed/Boiled,Frozen, Whether/Not	15 181	98 053	80 694	260 791
0812100000	Cherries, Provisionally Preserved,Not For Immediate Consumption	0	19 893	0	82 586
0812909000	Oth Fruit&Nuts,Provisionally Preserved,Not For Immediate Consumj	0	34 064	0	128 530
0813100000	Apricots, Dried	1 502	1 588	7 843	8 331
0813200000	Prunes, Dried	0	23 778	0	54 960
0813300000	Apples, Dried	0	768	0	3 078
0813402000	Tamarinds, Dried	0	320 950	0	181 873
0813409000	Other Fruit,Oth Than Heading 08.01 To08.06, Dried	18 145	584 093	97 437	699 202
0813502000	Mixture Of Nuts/Dried Fruits Of Whichoth Nuts Predominate By We	139 860	575 533	112 967	464 024
0813503000	Mixture Of Nuts/Dried Fruits Of Whichdates Predominate By Weigh	0	35 630	0	37 337
0901111000	Arabica Wib/Robusta Oib, Not Roasted,Not Decaffeinated	1 149 991	16 395 012	2 498 872	34 726 223
0901119000	Coffee Oth Than Arabica Wib/Robusta Oib,Not Roasted,Not Decaffe	0	103 969	0	326 343
0901129000	Coffee Oth Than Arabica Wib/Robusta Oib,Not Roasted, Decaffeinat	0	26	0	205
0901211000	Coffee, Roasted, Not Decaffeinated,Unground	23 072	281 450	363 075	2 715 431
0901212000	Coffee, Roasted, Not Decaffeinated,Ground	5 391	41 600	45 795	505 722
0901221000	Coffee, Roasted, Decaffeinated,Unground	0	952	0	15 667
0901222000	Coffee, Roasted, Decaffeinated, Ground	40	2 313	515	28 288
0902101000	Green Tea Leaves (Not Fermented), Inpackings _ 3 Kg	886	2 059	15 733	59 901
0902109000	Green Tea, Oth Than Leaves, (Notfermented), In Packing _ 3 Kg	545	33 674	16 475	127 179
0902201000	Green Tea Leaves (Not Fermented),In Packing > 3 Kg	72 423	471 595	144 556	742 801
0902209000	Green Tea, Oth Than Leaves (Notfermented), In Packing > 3 Kg	15 544	271 762	148 356	1 025 864
0902301000	Black Tea (Fermented) & Partly Fermented Tea, Leaves, In Packing _	2 709	21 844	16 788	103 803
0902309000	Black Tea (Fermented) & Partly Fermented Tea,Oth Than Leaves, In	9 648	44 126	206 367	1 352 130

**I.3. IMPOR MENURUT KOMODITI / IMPORT BY HS COMMODITY**  
**\*\*\* JULI/JULY 2014 \*\*\***

H S	Uraian Komoditi Commodity Description	Berat Bersih / Net Weight (Kg)		Nilai / Value C.I.F (US\$)	
		Bulan ini Current Month	Kumulatif Cum.Jan. to date	Bulan ini Current Month	Kumulatif Cum.Jan. to date
0902401000	Black Tea (Fermented) & Partly Fermented Tea, Leaves, In Packing >	123 681	605 562	81 034	530 220
0902409000	Black Tea (Fermented) & Partly Permented Tea, Oth Than Leaves, In	727 324	7 803 449	1 123 747	10 903 045
0904111000	White Pepper, Neither Crushed Nor Ground	0	68 000	0	681 530
0904112000	Black Pepper, Neither Crushed Nor Ground	1 022 242	3 198 679	7 500 383	23 533 505
0904119000	Other Pepper, Neither Crushed Nor Ground	625	1 486	8 734	21 868
0904121000	White Pepper, Crushed Or Ground	325	3 822	5 803	62 894
0904122000	Black Pepper, Crushed Or Ground	1 446	15 160	18 708	124 959
0904129000	Other Pepper, Crushed Or Ground	548	5 051	3 237	60 955
0904211000	Chillies (Fruits Of The Genus Capsicum),Dried, Neither Crushed Nor	792 695	11 449 394	1 130 429	13 418 939
0904219000	Oth Fruits Of Genus Capsicum/Pimenta,Dried,Neither Crushed Nor C	693	324 851	5 816	361 351
0904221000	Chillies (Fruits Of The Genus Capsicum),Dried, Crushed/Ground	388 503	1 532 439	513 821	1 881 058
0904229000	Oth Fruits Of Genus Capsicum/ Pimenta,Dried, Crushed/Ground	39 831	533 028	74 285	1 288 067
0905100000	Vanilla, Neither Crushed Nor Ground	0	24 925	0	1 466 200
0905200000	Vanilla, Crushed Or Ground	216	27 030	615	38 606
0906200000	Cinnamon And Cinnamon-Tree Flowers,Crushed Or Ground	64 050	111 863	192 288	307 915
0908110000	Nutmeg, Neither Crushed Nor Ground	0	17 832	0	150 320
0908120000	Nutmeg, Crushed Or Ground	0	26 555	0	145 594
0908310000	Cardamoms, Neither Crushed Nor Ground	0	12 278	0	54 478
0908320000	Cardamoms, Crushed Or Ground	0	1 152	0	2 335
0909210000	Seeds Of Coriander, Neither Crushed Norground	267 264	5 489 967	232 687	3 195 368
0909220000	Seeds Of Coriander, Crushed Or Ground	4 047	75 671	9 831	61 684
0909310000	Seeds Of Cumin, Neither Crushed Norground	239 944	1 513 203	290 990	1 675 863
0909320000	Seeds Of Cumin, Crushed Or Ground	0	5 700	0	32 498
0909611000	Seeds Of Anise, Neither Crushed Norground	0	432 314	0	335 985
0909613000	Seeds Of Caraway, Neither Crushed Norground	49 842	309 049	44 456	278 881
0909619000	Seeds Of Fennel Or Juniper Berries,Neither Crushed Nor Ground	26 000	261 660	33 800	221 225
0909629000	Seeds Of Fennel Or Juniper Berries,Crushed Or Ground	0	361	0	3 064
0910110000	Ginger, Neither Crushed Nor Ground	270 263	1 261 838	233 916	1 090 741
0910120000	Ginger, Crushed Or Ground	2 386	17 326	3 222	75 407
0910200000	Saffron	0	3 379	0	8 440
0910300000	Turmeric (Curcuma)	450	170 322	36 918	182 365
0910911000	Curry	0	24 861	0	97 456
0910919000	Mixtures Of Spices, Other Than Curry	850	3 005	6 657	21 777
0910991000	Thyme; Bay Leaves	1 162	4 128	7 623	26 443
0910999000	Other Spices	11 355	317 435	51 395	379 081
1001110000	Durum Wheat Seed	0	1 203	0	14 384
1001190000	Durum Wheat, Oth Than Seed	33 477 480	84 029 945	10 544 624	25 998 493
1001991910	Wheat Grains Without Husk,Oth Than Seed, For Human Consumptic	530 199 975	3 471 557 185	173 524 428	1 132 981 584
1001991990	Other Wheat, Oth Than Seed, For Humanconsumption	90 943 073	814 881 025	31 667 743	272 153 062
1001999090	Other Wheat, Oth Than Seed, Not Forhuman Consumption	3 559 790	25 233 193	868 286	6 587 948
1002900000	Rye, Oth Than Seed	0	10 000	0	12 200
1004900000	Oats, Oth Than Seed	41 845	222 582	18 181	148 279
1005100000	Maize (Corn), Seed	192 996	1 034 037	1 036 142	3 664 817
1005901000	Popcorn, Oth Than Seed	305 415	2 120 682	324 242	2 011 616
1005909000	Oth Maize (Corn), Oth Than Seeds	222 104 205	1 673 451 596	58 140 429	424 185 433
1006101000	Rice In The Husk (Paddy Or Rough),Suitable For Sowing	0	507 590	0	1 755 156
1006303000	Glutinous Rice, Semi-Milled Or Whollymilled, Whether/Not Polishec	0	21 200 000	0	11 574 818
1006304000	Thai Hom Mali Rice, Semi-Milled/Whollymilled, Whether/Not Polish	0	2 296 000	0	1 292 810
1006309900	Oth Semi/Wholly Milled Rice, Whether/Notpolished/Glazed, Oth Th	840 000	1 014 306	252 000	453 751
1006409000	Broken Rice, Oth Than For Animal Feed	8 300 000	160 399 600	3 849 080	65 231 287
1008100000	Buckwheat	0	3 248 502	0	1 522 955
1008290000	Millet, Oth Than Seed	1 624 642	13 972 411	777 511	6 628 893
1008300000	Canary Seeds	916 701	7 187 807	562 548	4 764 532
1008500000	Quinoa (Chenopodium Quinoa)	398	498	1 946	2 744
1008900000	Other Cereals	26 351	1 461 656	46 168	1 061 082
1101001010	Wheat Flour Fortified	5 288 232	69 968 454	2 138 677	26 663 214
1101001090	Wheat Flour Not Fortified	5 993 217	46 308 193	2 292 675	17 940 727
1102200000	Maize(Corn) Flour	0	2 272	0	6 785
1102909000	Oth Cereal Flours, Oth Than Wheat/Meslin/Maize/Rice/Rye Flour	7 944	29 451	6 043	24 022
1103112000	Groats & Meals Of Wheat,Durum/Hard Wheat Semolina	904	5 700	4 721	19 707
1103119000	Groats & Meals Of Wheat, Oth Durum/Hardwheat Semolina	0	17 177	0	30 014
1103130000	Groats & Meals Of Maize/Corn	74 100	299 242	40 566	211 457
1103199000	Groats & Meals Of Oth Cereals, Oth Thanmeslin & Rice	400	2 400	1 306	4 544
1104120000	Cereal Grains Of Oats, Rolled Or Flakedgrains	471 763	3 483 664	362 463	2 681 741

I.3. IMPOR MENURUT KOMODITI / IMPORT BY HS COMMODITY

\*\*\* JULI/JULY 2014 \*\*\*

HS	Uraian Komoditi Commodity Description	Berat Bersih / Net Weight (Kg)		Nilai / Value C.I.F (US\$)	
		Bulan ini Current Month	Kumulatif Cum.Jan. to date	Bulan ini Current Month	Kumulatif Cum.Jan. to date
1104220000	Cereal Grains Of Oats,Hulled,Peraled,Sliced /Kibbled	0	1 814	0	5 897
1104230000	Cereal Grains Of Maize (Corn), Hulled,Peraled, Sliced/Kibbled	36 000	162 000	32 160	144 720
1104292000	Cereal Grains Of Barley,Hulled,Peraled,Sliced/Kibbled	180	23 680	879	10 679
1104299000	Cereal Grains Of Oth Cereals, Hulled,Peraled, Sliced/Kibbled	189	6 189	926	29 409
1104300000	Germ Of Cereals, Whole, Rolled, Flaked/Ground	525	1 416	2 748	6 873
1105100000	Flour, Meal & Powder Of Potatoes	0	398 502	0	676 814
1105200000	Flakes, Granules & Pellets Of Potatoes	382 414	4 419 117	552 184	6 764 232
1106209000	Flour,Meal & Powder Of Roots/Tuber Head07.14, Oth Than Manioc(	0	16 584	0	49 015
1106300000	Flour,Meal & Powder Of Edible Fruits Andnuts Of Prod.Chap.8	7 000	32 443	22 190	306 529
1107100000	Malt,Not Roasted	3 451 550	21 178 056	1 822 325	11 601 518
1107200000	Malt,Roasted	0	123 550	0	96 325
1108110000	Wheat Starch	347 857	4 324 759	158 406	1 981 163
1108120000	Maize(Corn) Starch	6 667 846	47 146 186	3 082 928	22 300 981
1108130000	Potato Starch	321 750	7 072 682	244 746	6 340 299
1108140000	Manioc(Cassava) Starch	43 030 350	119 924 686	19 123 459	53 664 057
1108191000	Sago Starch	0	39 324	0	30 964
1108199000	Other Starches (Oth Than Wheat,Maize,Potato, Manioc & Sago)	5 000	9 000	22 342	40 205
1108200000	Inulin	479 626	3 559 575	1 483 367	10 903 694
1109000000	Wheat Gluten, Whether Or Not Dried	389 500	2 676 250	177 358	2 224 588
1201900000	Soya Beans, Oth Than Seed, Whether Ornot Broken	146 698 659	1 439 117 814	93 096 248	868 431 482
1202410000	Oth Than Seed Of Ground-Nut,Not Roasted/ Othwise Cooked,In She	9 592 100	66 723 655	10 200 835	73 459 786
1202420000	Oth Than Seed Of Ground-Nut,Not Roasted/Cooked,Shelled,Whethe	13 540 500	112 846 311	15 303 249	130 812 714
1203000000	Copra	9 619	307 098	1 857	127 002
1204000000	Linseed, Whether Or Not Broken.	17 163	62 863	27 208	84 434
1205100000	Low Erucic Acid Rape/Colza Seeds Whether Or Not Broken	64 570	171 140	41 971	114 960
1205900000	Not Low Erucic Acid Rape Or Colza Seedswhether Or Not Broken	0	27 926	0	29 922
1206000000	Sunflower Seeds, Whether Or Not Broken	443 044	3 322 979	470 317	2 937 547
1207101000	Palm Nuts & Kernels, Whether/Not Brokensuitable For Sowing	0	1 139	0	185 065
1207290000	Cotton Seeds, Oth Than Seed, Whether/Or Not Broken	0	500	0	5 000
1207300000	Castor Oil Seeds, Whether Or Not Broken	0	20	0	200
1207401000	Sesamum Seeds, Whether Or Not Broken,Edible	359 907	2 182 833	254 288	1 419 877
1207409000	Sesamum Seeds, Whether Or Not Broken,Not Edible	389 142	2 430 750	203 288	1 407 834
1207500000	Mustard Seeds,Whether Or Not Broken	122	256	638	1 590
1207600000	Safflower (Carthamus Tinctorius) Seeds,Whether Or Not Broken	0	2 000	0	2 234
1207700000	Melon Seeds,Whether Or Not Broken	0	5	0	895
1207910000	Poppy Seeds,Whether Or Not Broken	738	1 106	1 768	3 015
1207999000	Other Oil Seeds & Oleaginous Fruits,Whether Or Not Broken	19 381	638 983	3 741	658 619
1208100000	Flours And Meals Of Soya Beans	284 000	1 725 922	361 036	3 828 170
1209210000	Lucerne (Alfalfa) Seeds, Of A Kind Usedfor Sowing	184	290	959	1 422
1209292000	Other Beet Seed, Of A Kind Usedfor Sowing	820	2 920	9 512	30 545
1209299000	Other Seed Of Forage Plants, Of A Kindused For Sowing	0	53 403	0	340 221
1209300000	Seeds Of Herbaceous Plants Cultivatedprincipally For Their Flowers	0	800	0	9 960
1209919000	Other Vegetable Seeds, Other Than Onion Seeds, Of A Kind Used For	4 448	162 547	235 793	4 264 107
1209999000	Other Seed, Fruit, And Spores, Of A Kindused For Sowing	23 878	214 606	209 589	2 311 513
1210200000	Hop Cones,Ground,Powdered Or In The Form Of Pellets: Lupulin	2 700	24 485	25 963	145 121
1211201000	Ginseng Roots,Cut, Crushed/Powdered Form,Fresh/Dried	0	7 217	0	447 013
1211901100	Cannabis,In Cut,Crushed/ Powdered Form,Used For Pharmacy, Frest	0	2 988	0	4 249
1211901300	Rauwolfia Serpentina Roots,For Pharmacy,In Cut/Crushed/Powdere	131 033	1 144 120	197 909	2 409 990
1211901400	Other Plants, In Cut,Crushed Or Powdered Form, Used For Pharmacy	0	10 000	0	54 000
1211901900	Other Plants & Parts Of Plants, In Otherforms, For Pharmacy	500	34 955	4 500	118 676
1211909100	Pyrethrum, In Cut,Crushed/Powdered Form,Fresh/Dried	0	13 580	0	92 090
1211909200	Pyrethrum, In Other Form, Fresh/Dried	0	15 103	0	11 435
1211909500	Agarwood (Gaharu) Chips, Fresh/Dried	0	25	0	605
1211909600	Liquorice Roots, Fresh/Dried	0	34 696	0	62 005
1211909800	Oth Plants&Parts Of Plants, Not Forpharmacy, In Cut,Crushed/Powd	0	4 522	0	11 609
1211909900	Oth Plants&Parts Of Plants, Not Forpharmacy, Not Cut,Crushed/Pov	112 933	457 538	338 158	1 414 016
1212211000	Eucheuma Spp,Fresh,Chilled,Frozen,Dried,For Human Consumption	300	2 606	3 600	28 222
1212219000	Other Seaweed & Algae, Fresh, Chilled,Frozen,Dried, For Human Cor	21 696	190 896	141 286	499 292
1212292000	Seaweeds & Oth Algae,Fresh,Chilled/Dried For Oth,Not For Human (	4 532	7 924	43 134	77 528
1212293000	Seaweeds & Oth Algae,Frozen, Not Forhuman Consumption	0	631	0	7 940
1212910000	Sugar Beet, Fresh,Chilled, Frozen/Dried,Whether/Not Ground	0	3	0	30
1212920000	Locust Bean(Carob),Fresh,Chilled,Frozen/Dried, Whether/Not Grou	0	376 250	0	327 354
1212990000	Other Vegetable Product, For Humanconsumption, N.E.S Or Include	36 869	36 869	43 200	43 200
1213000000	Cereal Straw &Husks,Unprepared,Whether/Not Chopped,Ground,Pr	300	750	2 400	5 018

**I.3. IMPOR MENURUT KOMODITI / IMPORT BY HS COMMODITY**  
**\*\*\* JULI/JULY 2014 \*\*\***

H S	Uraian Komoditi Commodity Description	Berat Bersih / Net Weight (Kg)		Nilai / Value C.I.F (US\$)	
		Bulan ini	Kumulatif	Bulan ini	Kumulatif
		Current Month	Cum.Jan. to date	Current Month	Cum.Jan. to date
1214100000	Lucerne (Alfalfa) Meal And Pellets	50 280	214 479	12 787	54 378
1214900000	Other Forage Products,Whether/Not In Forof Pellets,Oth Than Lucer	218 290	1 608 963	72 928	622 859
1301200000	Gum Arabic	63 711	274 563	289 067	1 721 584
1301901000	Gum Benjamin	0	25 352	0	17 214
1301902000	Gum Damar	56 500	484 250	113 365	993 605
1301903000	Cannabis Resin	0	32	0	14 420
1301904000	Lac	301	801	6 448	16 907
1301909000	Other Natural Gum And Resin	10 801	52 288	161 747	693 307
1302120000	Saps And Extracts Of Liquorice, Whetheror Not Modified	33 961	277 668	428 265	3 328 826
1302130000	Saps And Extracts Of Hops,Whether Or Not Modified	1 564	16 423	39 686	595 765
1302193000	Other Medicinal Extracts Derived Fromvegetable Products, Whether	27 454	184 931	1 487 056	11 510 257
1302194000	Vegetable Saps&Extracts Of Pyrethrum/Ofthe Root Of Plants Contai	0	99	0	1 572
1302199000	Other Vegetable Saps And Extracts	27 013	386 794	755 277	6 858 364
1302200000	Pectic Substances, Pectinates & Pectates	36 471	228 567	332 611	2 048 462
1302310000	Agar-Agar	21 054	89 515	78 442	244 001
1302320000	Mucilages&Thickeners, Whether/Not Modif,Derived From Locust Be	111 305	2 441 682	633 999	8 895 432
1302391010	Carageenan In Powder Form	58 650	257 765	757 855	3 242 825
1302391090	Carageenan Not In Powder Form	8 800	13 600	163 416	252 552
1302399000	Oth Mucilages & Thickeners, Whether/Notmodified,Derived From V	168 997	1 047 333	2 059 156	12 554 079
1401100000	Bamboos Used Primarily For Plaiting,Cleaned, Bleached/Dyed	0	49 680	0	35 811
1401201990	Other Whole Rattans, Used Primarily Forplaiting, Cleaned, Bleached	0	1 377	0	26 021
1404902090	Oth Vegetable Products Of A Kind Usedin Tanning/Dyeing, Oth Than	0	37 187	0	71 019
1404909000	Oth Vegetable Prodcnts Not Used Primarilyin Tanning/Dyeing, Nes	91 245	160 589	88 818	211 975
1501100000	Lard Oth Than Heading 02.09 Or 15.03.	3	3	11 956	11 956
1504109000	Oth Than Solid Fracts Of Fish-Liver Oilswhet/Not Refined,Not Chemi	271 409	1 503 468	414 741	2 246 390
1504201000	Solid Fraction Of Fats&Oil Fish Oth Thanliver Oils, Not Chemically M	7 308	491 614	194 435	3 539 917
1504209000	Oth Than Solid Fract Of Fats&Oils Fishoth Than Liver Oils,Not Chemi	345 607	2 839 982	503 027	4 337 098
1505001000	Lanolin	100	35 438	1 780	418 454
1505009000	Wool Grease & Fatty Substance Derivedtherefrom, Oth Than Lanolir	0	20 873	0	86 472
1506000000	Oth Animal Fats&Oils&Their Fractions Wht/Not Refined, Not Chemi	0	73 440	0	101 966
1507100000	Crude Oil Of Soya Bean, Whether/Notrefined, Whether/Not Degumi	43	3 297	1 370	31 287
1507901000	Fraction Of Unrefined Soya-Bean Oil,Not Chemically Modified	574 799	2 476 477	705 333	3 148 671
1507909000	Fraction Of Refined Soya-Bean Oil,Not Chemically Modified	1 114 812	11 991 011	1 390 924	14 005 502
1508100000	Crude Oil Of Ground-Nut, Whether/Notrefined, Not Chemically Moc	0	2	0	69
1508909000	Fraction Of Refined Ground-Nut Oil, Whet/Not Refined,Not Chemicz	2	4	166	469
1509101000	Virgin Olive Oil,Packing Of Net Weight_30 Kg, Not Chemically Modif	67 425	505 544	284 671	1 983 725
1509109000	Virgin Olive Oil,Packing Of Net Weight>30 Kg,Not Chemically Modifi	15 713	361 236	62 728	2 244 850
1509901100	Fraction Of Unrefined Olive Oil,Packingof Net Weight _30 Kg	0	2 334	0	10 768
1509901900	Fraction Of Unrefined Olive Oil,Packingof Net Weight >30 Kg	0	15 750	0	31 500
1509909100	Fraction Of Refined Olive Oil,In Packingof Net Weight _30 Kg	0	16 775	0	108 168
1509909900	Fraction Of Refined Olive Oil,In Packingof Net Weight >30 Kg	4 322	92 700	23 865	509 445
1510002000	Fractions Of Unrefined Oil, Solely Fromolives,Whet/Not Refined,Not	0	79	0	378
1510009000	Fractions Of Refined Oil, Solely Fromolives,Whet/Not Refined,Not Cl	2 508	79 240	9 851	226 373
1511901100	Solid Fractions Of Unrefined Palm Oil,Not Chemically Modified	0	558	0	323
1511909190	Solid Fractions Of Refined Palm Oil,Packing Of A Net Weight>20Kg	9 120	45 650	13 042	66 355
1511909200	Unsolid Fractions Of Refined Palm Oil,Packing Net Weight_20Kg	0	133 368	0	165 967
1511909900	Unsolid Fractions Of Refined Palm Oil,Packing Net Weight>20Kg	0	1 102	0	8 934
1512191000	Fractions Of Unrefined Sunflower-Seed/Safflower Oil	23	74 922	898	188 533
1512199000	Fractions Of Refined Sunflower-Seed/Safflower Oil	374 592	2 615 067	610 147	3 890 916
1512299000	Fractions Of Refined Cotton Seed Oil	708	708	2 270	2 270
1513191000	Fractions Of Unrefined Coconut Oil, Notchemically Modified	0	1 440	0	5 976
1513199000	Fractions Of Refined Coconut Oil, Notchemically Modified	2 769	77 368	10 238	226 302
1513291400	Unsolid Fractions Of Unrefined Babassuoil	0	5	0	63
1513299500	Palm Kernel Oil, Rbd	0	1	0	5
1514199000	Fraction Of Refined Low Erucic Acidrape/Colza Oil	442 003	2 642 529	597 921	3 573 247
1514911000	Crude Oil Of Not Low Erucic Acid Otherrape/Colza	0	336	0	12 619
1514919000	Crude Oil Of Mustard	0	1	0	429
1514999100	Fractions Of Refined Oth Rape/Colza Oil	127 060	678 511	160 451	909 881
1514999900	Fractions Of Refined Mustard Oil	0	35 200	0	71 927
1515190000	Fractions Of Linseed Oil, Whether/Notrefined, Not Chemically Modi	149 558	2 074 375	213 779	2 839 035
1515210000	Crude Oil Of Maize (Corn)	6 409	17 100	11 184	32 374
1515291900	Unsolid Fraction Of Unrefined Maize(Corn) Oil	0	8 647	0	64 207
1515299100	Solid Fraction Of Refined Maize (Corn)Oil	15 168	153 216	23 207	235 190
1515299900	Unsolid Fraction Of Refined Maize (Corn)Oil	139 130	1 265 248	170 174	1 872 756



I.3. IMPOR MENURUT KOMODITI / IMPORT BY HS COMMODITY

\*\*\* JULI/JULY 2014 \*\*\*

HS	Uraian Komoditi Commodity Description	Berat Bersih / Net Weight (Kg)		Nilai / Value C.I.F (US\$)	
		Bulan ini Current Month	Kumulatif Cum.Jan. to date	Bulan ini Current Month	Kumulatif Cum.Jan. to date
1515301000	Crude Oil Of Castor	2 478	51 207	14 400	182 560
1515309000	Fractions Of Castor Oil, Whether/Notrefined, Not Chemically Modifi	15 715	840 268	27 101	1 435 139
1515501000	Crude Oil Of Sesame	0	1 142	0	6 751
1515502000	Fraction Of Unrefined Sesame Oil, Not Chemically Modified	0	1 222	0	6 755
1515509000	Fraction Of Refined Sesame Oil, Not Chemically Modified	17 855	243 861	316 514	1 289 520
1515901100	Crude Oil Of Tengawang	0	622	0	6 541
1515901200	Fractions Of Unrefined Tengawang Oil,Not Chemically Modified	25	25	1 129	1 129
1515902100	Crude Oil Of Tung	15 200	60 800	45 600	176 472
1515902900	Fractions Of Refined Tung Oil, Notchemically Modified	0	2 993	0	16 657
1515903100	Crude Jojoba Oil	0	3 056	0	79 638
1515903900	Fractions Of Refined Jojoba Oil, Notchemically Modified	21	24	1 388	1 644
1515909100	Crude Oil Of Other Fixed Vegetable Oils	0	653	0	9 107
1515909200	Fractions Of Unrefined Other Fixedvegetable Oils	0	200 000	0	752 000
1515909900	Fractions Of Refined Other Fixedvegetable Oils, Oth Fixed Vegetable	17 537	168 305	146 575	881 426
1516101000	Animal Fats & Oils & Their Fractions,Inpacking Net Weight _10 Kg	0	15 399	0	29 353
1516109000	Animal Fats & Oils & Their Fractions,Inpacking Net Weight<10 Kg	0	30 000	0	78 000
1516201100	Re-Esterified Fats & Oils Of Soya Bean & Its Fraction	0	176 819	0	667 704
1516201200	Re-Esterified Fats & Oils Of Crude Palmoil And Its Fraction	314 764	1 993 364	465 110	3 240 178
1516201300	Re-Esterified Fats&Oils Of Palm Oil,Oththan Crude And Its Fraction	42 711	486 613	94 477	696 843
1516201400	Re-Esterified Fats & Oils Of Coconut And Its Fraction	0	332	0	1 518
1516201500	Re-Esterified Fats & Oils Of Palm Kernel & Its Fraction,Crude	84	84	184	184
1516201600	Re-Esterified Fats & Oils Of Palm Kernel & Its Fraction,Rbd	0	120	0	1 807
1516201800	Re-Esterified Fats & Oils Of Linseed &Its Fraction	300	6 205	4 549	73 422
1516201900	Re-Esterified Fats&Oils Of Oth Vegetable Fat&Oils, And Its Fraction	436	70 613	1 766	206 561
1516202110	Hydrogenated Fats In Flakes Of Palm Oil	11 043	99 043	26 219	184 135
1516202150	Hydrogenated Fats In Flakes Of Palmkernel Olein	296 330	2 373 070	412 922	3 382 839
1516202190	Hydrogenated Fats In Flakes Of Ground-Nut, Soya Beans	1 000	5 079	11 350	45 629
1516202300	Hydrogenated Fats In Flakes Of Olives	216	832	2 127	8 178
1516202900	Hydrogenated Fats In Flakes Of Othervegetable Fats & Oils	303 994	2 399 625	505 694	3 994 909
1516205200	Palm Stearin, W/ Iodine Value _ 48, Rbd	0	280 500	0	401 660
1516205900	Oth Palm Stearin With Iodine Value _ 48	0	1 521	0	16 587
1516209300	Other Fat & Oils Of Olives And Theirfractions	8	21 046	702	218 384
1516209400	Other Fat & Oils Of Soya Beansand Their Fractions	0	199	0	1 136
1516209500	Hydrogenated Castor Oil (Opal Wax)	6 956	24 436	18 354	60 170
1516209600	Refined, Bleached And Deodorised (Rbd)Palm Kernel Stearin Only	0	61 691	0	146 201
1516209700	Hydrogenated & Rbd Palm Kernel Stearinor Olein	0	119 500	0	191 455
1516209800	Oth Fat & Oils Of Ground-Nuts, Palm Oilor Coconuts And Their Fract	13 053	134 462	34 856	331 407
1516209900	Oth Vegetable Fats And Oils And Theirfractions	402 590	2 927 157	548 360	4 681 911
1517100000	Margarine,Excl. Liquid Margarine	129 175	1 241 755	236 923	2 302 138
1517901000	Imitation Ghee	8 000	40 002	190 053	946 307
1517902000	Liquid Margarine	41 800	181 405	79 189	669 381
1517903000	Margarine Of A Kind Use As Mouldrelease Preparations	0	62	0	769
1517904300	Shortening	30 999	210 000	62 083	421 244
1517904400	Imitation Lard	0	1	0	1
1517905000	Solid Mixtures Or Prep Of Vegetable Fats Or Oils Or Of Their Fractior	32 000	403 821	35 200	595 782
1517906200	Liquid Mixtures Or Prep Of Crude Palmoil Predominates	540 810	2 201 614	919 215	4 299 758
1517906400	Liquid Mixtures Or Prep Of Oth Palm Oilpredominates,Packng Net V	0	22 860	0	88 011
1517906700	Liquid Mixtures Or Prep Of Soya-Beanoil Predominates	0	22 745	0	56 878
1517906900	Liquid Mixtures Or Prep Of Oth Vegetablefats/Oil Predominates	36 258	303 508	39 074	724 022
1517909000	Oth Edible Mixtures Or Prep Of Animal Or Vegetable Fats Or Oils	397 379	3 093 983	1 407 591	10 442 996
1518001200	Animal Fats&Oils,Boiled,Dehydrated,Oxidasd,Sulphurisd,Blown,Poly	5 004	70 814	21 907	151 830
1518001400	Ground-Nut,Soya-Bean, Palm/Coconut Oilboiled,Dehydrated,Oxidas	152 120	1 204 519	258 085	2 043 839
1518001500	Linseed Oil&Its Fract,Boiled, Oxidised,Dehydrated,Sulphurised,Blow	0	1 952	0	2 363
1518001600	Olive Oil&Its Fract, Boiled, Oxidised,Dehydrated,Sulphurised,Blown,l	20 658	39 449	11 927	54 646
1518001900	Oth Vegetbl Fat&Oils&Their Fract,Boiled,Dehydrate,Sulphurise,Blow	21 131	628 010	59 322	1 332 746
1518002000	Inedible Mixtures/Preparation Of Animalfats/Oils Or Of Different Fa	157 600	1 328 010	194 820	1 734 859
1518003100	Inedible Mixtures/Preparations Of Oilpalm Fruit/Palm Kernels Fats/(	0	1 552	0	591
1518003500	Inedible Mixtures/Preparations Of Ground-Nuts Fats/Oils/Of Differe	16 000	96 000	21 920	132 240
1518003600	Inedible Mixtures/Preparations Of Soya-Beans/Coconuts Fats/Oils/C	260 700	2 304 120	317 820	2 865 650
1518003700	Inedible Mixtures/Preparations Of Cotton Seeds Fats/Oils/Of Differ I	850	850	3 145	3 145
1518003900	Inedible Mixtures/Preparations Of Othervegetable Fats/Oils/Of Diff	123 580	586 934	357 564	1 872 657
1518006000	Inedible Mixture/Preparations Of Animal/Vegetable Fats/Oils/Of Th	2 756	21 357	10 147	108 065
1520001000	Crude Glycerol	0	27 112	0	129 824
1520009000	Glycerol Waters & Glycerol Lyes	1 470	8 049	5 266	30 260

**I.3. IMPOR MENURUT KOMODITI / IMPORT BY HS COMMODITY**  
**\*\*\* JULI/JULY 2014 \*\*\***

H S	Uraian Komoditi Commodity Description	Berat Bersih / Net Weight (Kg)		Nilai / Value C.I.F (US\$)	
		Bulan ini Current Month	Kumulatif Cum.Jan. to date	Bulan ini Current Month	Kumulatif Cum.Jan. to date
1521100000	Vegetable Waxes(Oth.Than Triglycerides)Whether Or Not Refined O	4 473	215 236	39 186	1 095 595
1521901000	Beeswax & Oth Insect Waxes,Whether/ Notrefined Or Colored	0	1 000	0	5 126
1522009000	Residues Resulting From The Treatment Offatty Substan Or Animal/	0	29	0	1 611
1601001000	Sausags&Smilar Prdct Of Meat,Meat Offal/Blood,Prepare Of It,In Air	185 043	852 438	402 451	1 839 807
1601009000	Sausags&Smilar Prdct Of Meat,Meat Offal/Blood, Not In Airtight Cor	42 846	394 236	104 259	922 946
1602329000	Oth Prepared/Preserved Meat, Offal/Bloodof Fowls Of Species Gallu	4 960	4 960	13 664	13 664
1602390000	Oth Prepared/Preserved Meat,Offal/Bloodof Oth Poultry Of Head O	154 028	734 764	250 075	1 441 825
1602411000	Hams & Cuts Thereof Of Swine,In Airtight Containers	17 150	17 150	21 240	21 240
1602491100	Luncheon Meat Of Swine, In Airtightcontainers	70 981	116 259	199 029	307 263
1602491900	Luncheon Meat Of Swine, Not In Airtightcontainers	0	3 341	0	6 745
1602499900	Oth Prepared Meat,Meat Offal/Blood Ofswine,Not In Airtight Contai	1 735	60 704	4 348	175 285
1602500000	Oth Prepared/Preserved Meat, Offal/Blood Of Bovine Animals	175 882	1 235 727	901 351	6 273 272
1603001000	Extracts & Juices Of Chicken, W/ Herbs	0	37 250	0	169 151
1603009000	Extracts&Juices Of Oth Meat,Fish/Crusta,Molluscs/Aquatic Invertebi	36 596	68 474	47 707	222 593
1604111000	Salmon, Whole/In Pieces, Not In Mincd,In Airtight Containers	2 379	9 439	12 282	49 413
1604131100	Sardines, Whole/In Pieces,Not In Mincd,In Airtight Containers	16 922	68 844	65 470	276 939
1604139100	Sardinella&Brisling/Sprats,Whole/In Piec ,Not In Mincd,In Airtight C	67 046	507 887	70 233	586 495
1604139900	Sardinella&Brisling/Sprats,Whole/In Piec ,Not In Mincd,Not In Airti	0	5 159	0	8 783
1604141100	Tunas,Whole/In Pieces, Not In Mincd,In Airtight Container	33 229	130 029	146 384	629 343
1604149000	Tunas,Skipjack,Bonito,Whole/ In Pieces,Not In Mincd,Not In Airtigh	0	525 001	0	2 520 676
1604151000	Mackerel, Whole/In Pieces,Not In Mincd, In Airtight Containers	14 450	246 804	49 695	869 984
1604159000	Mackerel, Whole/In Pieces,Not In Mincd, Not In Airtight Container:	88 797	574 306	116 416	562 878
1604171000	Eel,Whole/In Pieces,Not In Mincd, Inairtight Containers	4 823	4 823	3 661	3 661
1604179000	Eel,Whole/In Pieces,Not In Mincd, Notin Airtight Containers	0	8 500	0	243 925
1604192000	Horse Mackerel,Whole/In Pieces,Not Inmncd, In Airtight Containe	954	954	724	724
1604199000	Oth Fish,Whole/In Pieces, Not In Mincd, Not In Airtight Containers	2 747	5 122	15 168	16 923
1604202100	Fish Sausages,In Airtight Containers	0	1 460	0	5 986
1604202900	Fish Sausages,Not In Airtight Containers	11 176	48 077	11 850	49 729
1604209310	Fish & Shrimp Ball, Frozen, Boiled Orsteamed	192 869	847 501	421 932	1 849 898
1604209390	Oth Frozen Mincd Fish, Boiled/Steamed	115 532	723 740	311 069	1 965 434
1604209900	Other Prepared/Preserved Fish, Not Inairtight Containers	117 148	693 452	402 725	2 237 027
1604320000	Caviar Subtitutes Prepared From Fish Egg	5 802	12 883	26 350	32 783
1605109000	Crabs,Prepared,Not In Airtight Container	20 687	200 644	29 887	426 304
1605211000	Shrimps Paste,Not In Airtight Containers	0	20 030	0	388 228
1605219020	Shrimp Breaded,Not In Airtight Container	0	16 204	0	37 808
1605219090	Other Prepared Shrimps&Prawns, Not Inairtight Containers	0	35 876	0	278 009
1605299090	Other Prepared Shrimps&Prawn,In Airtightcontainers	0	776	0	2 953
1605400000	Oth Crustaceans, Prepared/Preserved	7 347	7 347	10 763	10 763
1605520000	Scallops,Incld Queen Scallops, Prepared/Preserved	2 213	6 877	2 026	7 442
1605540000	Cuttle Fish & Squid, Prepared/Preserved	666	2 930	1 193	9 435
1605550000	Octopus, Prepared/Preserved	15 648	33 678	10 210	27 086
1605560000	Clams, Cockles & Arkshells, Prepared/Preserved	182	55 660	833	187 082
1605620000	Sea Urchins, Prepared/Preserved	28	95	30	73
1605630000	Jellyfish, Prepared/Preserved	18	2 486	18	2 959
1605690000	Oth Aquatic Invertebrates, Prepared/Preserved	2 999	86 701	4 196	191 719
1701130000	Cane Sugar,Raw, Not Added Flavour/Colour	0	52 000 000	0	21 454 680
1701140000	Oth Cane Sugar, Raw, Not Added Flavour/Colour	192 068 690	1 924 599 860	84 168 345	868 457 801
1701910000	Oth Raw Sugar,Added Flavour/Colour	0	21 600 000	0	10 942 800
1701991100	Refined Sugar,White	15 139 083	43 366 792	7 854 006	23 636 758
1701999000	Chemically Pure Sucrose, In Solid Form	100	10 375 645	742	5 278 113
1702110000	Lactose & Lactose Syrup,Lactose_99%, Asanhydrous Lactose,Calcula	1 426 443	12 593 178	2 542 800	21 079 014
1702190000	Lactose & Lactose Syrup,Lactose<99%	295 756	1 817 327	561 649	3 311 428
1702200000	Maple Sugar & Maple Syrup	1 930	11 831	4 167	26 017
1702301000	Glucose,No Fructose Or In Dry State W/Fructose<20%	2 698 493	25 283 001	2 056 634	17 583 391
1702302000	Glucose Syrup,No Fructose / In Dry Stated/ Fructose<20%	1 905 293	23 146 863	1 212 639	13 441 940
1702400000	Glucose & Glucose Syrup, Containing 20%_Fructose< 50%,Excl Inver	161 925	742 535	123 644	578 140
1702500000	Chemically Pure Fructose	344 020	6 472 006	432 078	6 705 573
1702601000	Fructose,In Dry State W/ Fructose>50%Excl Invert Sugar	21 318	522 507	29 835	744 802
1702602000	Fructose Syrup,In Dry State W/ Fructose>50%, Excl Invert Sugar	4 455 641	38 855 663	2 020 968	18 438 084
1702901100	Chemically Pure Maltose,In Dry Stated/ Fructose 50%	394 735	5 716 516	241 411	3 382 746
1702901900	Maltose Syrup,In Dry State W/ Fructose50%	521 958	12 098 446	366 759	7 215 471
1702902000	Artificial Honey,Whether/Not Mixed Withnatural Honey,In Dry W/ F	10 678	189 228	39 402	662 281
1702903000	Flavoured/Colourd Sugars (Excl Maltose),Fructose 50%	1 734	3 175	17 420	22 088
1702904000	Caramel,Fructose 50%	402 113	2 983 398	525 230	3 919 227

I.3. IMPOR MENURUT KOMODITI / IMPORT BY HS COMMODITY

\*\*\* JULI/JULY 2014 \*\*\*

HS	Uraian Komoditi Commodity Description	Berat Bersih / Net Weight (Kg)		Nilai / Value C.I.F (US\$)	
		Bulan ini Current Month	Kumulatif Cum.Jan. to date	Bulan ini Current Month	Kumulatif Cum.Jan. to date
1702909100	Syrup Of Sugar, In Dry State W/ Fructose50%	0	135 696	0	224 103
1702909900	Other Sugar,Incl Invert Sugar And Sugarsyrup Blends, In Dry W/ Fruc	1 397 646	6 256 980	1 478 111	7 695 748
1703101000	Cane Molasses,Added Flavour/Colour Matter	6	6	95	95
1703901000	Oth Molasses Result From Extract/Refineof Sugar,Add Flavour/Colo	222	3 967	5 473	49 509
1703909000	Oth Molasses Result From Extract/Refineof Sugar,Not Add Flavour/C	0	42 503 413	0	10 387 600
1704100000	Chewing Gum,Whether/Not Sugar-Coated	23 312	274 535	66 718	1 029 336
1704901000	Medicated Pastilles & Drops	112 255	737 657	724 987	4 594 054
1704902000	White Chocolate, Not Containing Cocoa	13 247	100 835	90 934	582 658
1704909100	Oth Sugar Confectionery,Not Cont.Cocoa,Soft,Cont Gelatin	449 739	2 649 423	1 569 344	9 898 974
1704909900	Oth Sugar Confectionery,Not Cont.Cocoa,Oth Soft,Cont Gelatin	420 705	4 057 439	1 341 755	12 727 987
1801000000	Cocoa Beans,Whole/Broken,Raw/Roasted	7 157 954	46 337 313	22 375 590	133 135 998
1803100000	Cocoa Paste,Not Defatted	7 232	190 773	29 856	817 722
1803200000	Cocoa Paste,Wholly/Partly Defatted	97 500	964 300	152 537	2 271 415
1804000000	Cocoa Butter,Fat & Oil	227 149	1 049 431	1 603 700	7 450 305
1805000000	Cocoa Powder,Not Containing Add Sugar Or Other Sweetening Matt	865 033	7 271 511	3 038 760	24 308 768
1806100000	Cocoa Powder,Containing Add Sugar Or Oth Sweetening Matter	28 014	843 022	130 727	2 005 977
1806201000	Chocolate Confectionary In Blocks, Slab/Bars,Weight>2Kg	421 348	2 617 004	1 897 281	11 257 110
1806209000	Other Chocolate, Liquid,Paste,Granular/Oth Bulk Form,Packing>2Kg	36 426	452 374	95 317	1 217 352
1806311000	Filled Chocolate Confectionary In Blocks,Slabs,Bars,Weight_2Kg	62 231	444 861	460 753	3 203 326
1806319000	Other Chocolate,In Blocks,Slabs,Bars,Filled,Weight_2Kg	8 523	154 630	64 475	805 701
1806321000	Chocolate Confectionary In Blocks,Slabsbars,Not Filled,Weight_2Kg	34 126	718 095	206 081	3 960 879
1806329000	Other Chocolate,In Blocks,Slabs,Bars,Not Filled,Weight_2Kg	147 431	689 461	119 379	449 063
1806901000	Chocolate Confectionary In Tablets Orpastilles	94 060	497 991	432 101	2 543 049
1806903000	Food Preparations Of Flour,Meal,Starch,Malt Extract, Cont 40%_Coc	26	26	1 118	1 118
1806909000	Oth Chocolate And Food Preparation Contcocoa	460 024	2 789 078	2 491 286	15 976 786
1901101000	Preparations For Infant Use Of Maltextract, For Retail Sale	56	52 487	161	137 942
1901102000	Preparations For Infant Use Of Goods Ofhead 04.01-04.04, For Retai	168 984	1 264 149	1 707 803	13 342 876
1901103000	Preparations For Infant Use Of Soya Bean Powder, For Retail Sale	37 366	2 447 865	137 390	7 111 434
1901109100	Medical Foods, Preparations For Infantuse, For Retail Sale	0	8 698	0	309 072
1901109900	Oth Preparations For Infant Use,W/ Cocoa<40%, For Retail Sale	77 618	494 251	356 712	2 290 985
1901201000	Mixes & Doughs Of Flour, Groats, Meal,Starch/Malt Extract, Not Cor	46 578	332 583	130 785	1 033 294
1901202000	Mixes & Doughs Of Flour, Groats, Meal,Starch/Malt Extract, Contain	0	4 745	0	7 553
1901203000	Oth Mixes And Doughs For Prep. Ofbakers Wares, Not Containing Cc	58 775	757 133	157 920	1 821 408
1901204000	Oth Mixes And Doughs For Prep. Ofbakers Wares, Containing Cocoa	908	37 512	2 381	96 389
1901901900	Oth Than Medical Foods For Infantnot Put Up For Retail Sale	143 850	704 100	622 810	3 207 206
1901902000	Malt Extract	565 655	8 797 812	1 076 000	17 258 056
1901903100	Filled Milk, Of Goods Of Heading04.01 To 04.04	90 017	900 396	629 003	4 808 272
1901903200	Oth Than Filled Milk, Containing Cocoapowder Of Goods Of Head. 0.	230 572	1 726 267	1 696 165	12 067 301
1901903900	Oth Of Goods Of Heading 04.01 TO 04.04	911 138	8 318 262	6 823 939	54 750 125
1901904100	Oth Soya Based Preparation, In Powderform	31 960	127 098	86 605	351 947
1901904900	Oth Soya Based Preparations, In Otherform	3 574	37 533	9 213	56 429
1901909100	Oth Soya Based Preparation Medical Foods	0	1 528	0	24 584
1901909910	Kerupuk Of Shrimps	0	33 193	0	79 950
1901909990	Oth Than Kerupuk Of Shrimps	423 916	4 371 457	1 508 217	16 260 980
1902110000	Uncooked Pasta, Not Stuffed/Otherwiseprepared, Containing Eggs	48 511	345 683	61 474	471 789
1902192000	Uncooked Pasta,Not Stuffed/Otw Prep.Notcont.Eggs,Rice Vermicelli	34 644	138 616	55 954	200 391
1902193000	Uncooked Pasta,Not Stuffed/Otw Prep.Notcont. Eggs, Transparent V	102 038	406 284	97 997	503 830
1902194000	Uncooked Pasta, Not Stuffed/Otherwiseprepared, Not Containing Eç	1 473	28 358	8 213	92 799
1902199000	Uncooked Pasta, Not Stuffed/Otherwiseprepared, Not Containing Eç	185 495	1 234 861	268 708	1 862 216
1902201000	Stuffed Pasta With Meat Or Meat Offal,Whether Or Not Cooked Or (	27 418	109 672	97 801	391 359
1902209000	Stuffed Pasta W/O Meat/Meat Offal,Fish,Crustac/Mollsc,Wthr/Not (	0	1 716	0	11 083
1902302000	Oth Pasta, Instant Rice Vermicelli	650	13 599	465	43 415
1902303000	Oth Pasta, Transparant Vermicelli	267 181	2 197 992	305 828	2 423 551
1902304000	Oth Pasta, Oth Instant Noodles	123 494	799 797	406 114	2 520 058
1902309000	Oth Pasta,Not Instant Rice Vermicelli,Transp Vermicelli,Oth Instant I	80 205	436 420	120 746	710 868
1902400000	Couscous	2 787	15 602	5 269	29 389
1903000000	Tapioca&Substitutes Thf Prep Fr Starch,In Flake,Grain,Pearl,Sifting/ !	2 426	44 977	3 438	51 216
1904101000	Prep Food Obtain By The Swell/Roastingof Cereals/Cereal Products,	299 404	2 749 680	924 379	8 063 071
1904109000	Prep Food Obtain By The Swell/Roastingof Cereal/Cereal Product,Nc	224 730	1 260 220	730 822	4 385 529
1904201000	Prepared Foods Obtained From Unroastedcereal Flakes	624	21 497	2 428	55 377
1904209000	Prep Food Obtain Fr Mixture F Unroastedcereal Flake And Roast Cer	812	54 629	5 985	132 410
1904901000	Rice Preparations, Includingpre-Cooked Rice	40 199	108 471	123 357	354 475
1904909000	Oth Prepared Foods Obtainedof Cereals Or Cereal Products	72 195	216 467	312 575	765 549
1905100000	Crispbread	3 923	101 069	7 878	233 074

I.3. IMPOR MENURUT KOMODITI / IMPORT BY HS COMMODITY

\*\*\* JULI/JULY 2014 \*\*\*

H S	Uraian Komoditi Commodity Description	Berat Bersih / Net Weight (Kg)		Nilai / Value C.I.F (US\$)	
		Bulan ini Current Month	Kumulatif Cum.Jan. to date	Bulan ini Current Month	Kumulatif Cum.Jan. to date
1905200000	Gingerbread And The Like	0	25	0	695
1905311000	Sweet Biscuits Not Containing Cocoa	314 998	1 928 004	760 233	6 012 832
1905312000	Sweet Biscuits Containing Cocoa	69 145	865 793	485 121	4 925 768
1905320000	Waffles And Wafers	355 760	2 246 383	1 407 695	8 735 839
1905401010	Rusk, Toastd Bread & Sim Toasted Product, Bread Crumb Nosugar, Ho	265 375	1 548 329	345 792	2 074 737
1905409000	Rusk, Toastd Bread & Sim Toasted Product, Bread Crumb W/ Sugar, H	20 094	179 956	97 904	922 860
1905901000	Unsweetened Teething Biscuits	0	189	0	1 783
1905902000	Other Unsweetened Biscuits	1 725	40 272	17 569	171 481
1905903000	Cakes	56 006	483 735	101 231	1 633 114
1905904000	Pastries	667	46 691	2 592	216 643
1905907000	Communion Wafers, Sealing Wafers, Rice Paper And Similar Product:	451	451	5 548	5 548
1905908000	Other Crisp Savoury Food Products	136 689	1 273 763	782 234	6 844 575
1905909000	Other Baker Wares	330 181	2 691 644	724 683	5 864 027
2001100000	Cucumbers And Gherkins, Prepared Orpre Served By Vinegar Or Acet	0	26 884	0	52 261
2001901000	Onions, Prepared/Preserved Byvinegar Or Acetic Acid	442	11 806	1 915	26 409
2001909000	Oth Vegetable, Fruit, Nuts, Edible Part Ofplant Prep/Presv By Vinegar,	30 351	147 882	55 468	316 966
2002101000	Tomatoe, Cooked Otw Than By Steam/Boilingin Water Not Prep/Pre:	16 264	193 875	24 303	189 671
2002109000	Tomatoe, Not Cooked Otw Thn By Steam/Boilin Water Not Prep/Pre:	0	73 796	0	37 786
2002901000	Tomato Paste, Not Prepared Or Preservedby Vinegar Or Acetic Acid	908 805	5 976 620	1 003 852	6 465 760
2002902000	Oth Tomato Powder, Prepared/Preservedotherwise Than By Vinegar	0	786	0	2 758
2002909000	Other Tomatoes, Prepared/Preservedotherwise Than By Vinegar/Ac	34 911	150 101	69 658	253 949
2003100000	Mushrooms Of The Genus Agaricus, Notprep/Presrved By Vinegar/A	104 984	1 117 786	107 555	1 240 212
2003901000	Truffles, Not Prepared/Preserved Byvinegar Or Acetic Acid	190	5 590	34 112	134 936
2003909000	Oth Mushrooms, Not Prepared/Preservedby Vinegar Or Acetic Acid	5 599	110 918	6 347	128 496
2004100000	Potatoes, Frozen, Not Preprd/Preservedby Vinegar Or Acetic Acid	221 946	18 267 417	263 744	21 547 099
2004909000	Oth Vegetables & Mixtures Of Vegetables, Frozn, Prep/Presrv By Vine	9	145 288	15	219 916
2005109000	Hmgnis Vegetbl Not In Airtightcontainernot Frozn, Not Prep/Presrv E	0	33 031	0	16 221
2005201900	Potat Chip&Stick No In Airtightcontainernot Frozn, Not Prep/Presrv By	0	718	0	2 176
2005209100	Other Potatoes In Airtight Containers, Not Frozn, Not Prep/Presrv By	7 426	100 846	23 284	256 686
2005209900	Other Potatoe, Not In Airtightcontainersnot Frozn, Not Prep/Presrv By	4 928	20 890	37 248	144 357
2005400000	Peas (Pisum Sativum), Not Frozen, Notprepard/Preservd By Vinegar/	5 104	1 112 602	13 229	617 101
2005510000	Beans, Shelled, Not Frozen, Not Preparedor Preserved By Vinegar Or	35 349	305 362	54 476	431 243
2005599000	Oth Bean Not In Airtightcontnr, Notfroznnot Prep/Presrv By Vinegar/	6 612	123 153	17 237	197 692
2005600000	Asparagus, Not Frozen, Not Preparedor Preserved By Vinegar Or Ace	197 026	390 908	174 298	358 154
2005700000	Olives, Not Frozen, Not Preparedor Preserved By Vinegar Or Acetic A	1 801	16 540	7 813	64 864
2005800000	Sweet Corn-Zea Mays Var. Saccharata, Notfrozen, Not Prep By Vinega	96 327	741 522	114 557	635 328
2005910000	Bamboo Shoots, Not Frozen, Not Preparedby Vinegar/Acid	351	52 681	1 695	40 086
2005991000	Oth Vegetabl&Mixtr Of Vegt In Airtightcontainr, Not Frozn, Not Prep	6 305	86 038	239 703	2 335 332
2005999000	Oth Vgtbl&Mixtr Of Vegt Not In Airtghtcontainr, Not Frozn, Not Prep	146 196	1 030 777	462 450	2 693 172
2006000000	Vegetables, Fruit, Nuts, Fruit-Peel & Oth Parts Of Plants, Preserved By :	26 348	131 492	29 956	207 995
2007100000	Jams, Fruit Jellies, Marmalades, Fruit/Nut, Homogenised Preparatioi	23 300	280 817	26 418	751 027
2007910000	Citrus Fruit	0	14 039	0	49 652
2007991000	Fruit Pastes Oth Than Of Mango, Pineapples Or Strawberries	70 213	4 299 627	174 664	3 302 055
2007999000	Fruit Pastes Of Mango, Pineapplesor Strawberries	448 174	2 892 583	738 795	4 738 032
2008111000	Roasted Ground Nuts, Othwise Prepared/ Preserved	34 889	298 013	93 148	800 684
2008112000	Peanut Butter, Othwise Prepared/ Preserved	86 437	179 462	430 692	841 964
2008119000	Oth Ground Nuts, Othwise Prepared/ Preserved	5 598	187 884	9 811	323 781
2008191000	Cashew, Incl. Mixtures, Othwiseprepared Or Preserved	348	48 276	3 541	440 714
2008199000	Other Nuts And Seeds, Othwiseprepared Or Preserved	63 642	2 064 922	390 971	3 318 541
2008200000	Pineapples, Othwise Prepared/Preserved	17 628	18 144	20 882	24 249
2008301000	Citrus Fruit, Added Sugar/Oth. Sweetningmatter Or Spirit, Otw Prepar	34 445	844 768	40 480	876 525
2008309000	Citrus Fruit, No Sugar/Oth. Sweetningmatter Or Spirit, Otw Prepared/	643 315	3 709 195	628 966	3 586 046
2008401000	Pears, Added Sugar/Oth. Sweeteningmatter Or Spirit, Otw Prepared/F	0	26 646	0	48 296
2008501000	Apricots, Cont Added Sugar/Oth Sweetnigmatter/Spirit Otw Prepare	176	3 520	569	6 520
2008601000	Cherries, Cont Added Sugar/Oth Sweetnigmatter/Spirit Otw Prepare	33 158	320 276	93 250	856 369
2008701000	Peaches, Cont Added Sugar/Oth Sweetningmatter/Spirit Otw Prepar	40 982	112 939	64 086	184 182
2008709000	Peaches, No Sugar/Oth Sweetningmatter/Spirit Otw Prepared/Prese	3 316	6 782	9 539	21 916
2008801000	Strawberrie, Cont Added Sugar/Oth Sweetmatter/Spirit Otw Prepare	806	6 608	2 598	27 027
2008971000	Mixture Of Stem, Root&Oth Edible Partofplant Not Incl Fruit/Nut, Otv	5 648	22 539	10 215	38 979
2008972000	Mxtre Oth Of Stem, Root&Oth Edible Partofplant Notincl Fruit/Nut, C	18 873	225 622	39 000	360 225
2008979000	Oth Mixtures Othwise Prep./Preserved	3 600	39 582	8 474	94 734
2008991000	Lychees, Othwise Prepared Or Preserved	528 677	849 916	445 327	722 472
2008992000	Longans, Othwise Prepared Or Preserved	0	50 013	0	95 592
2008993000	Stem, Root&Oth. Edible Part Of Plant Notinc Friuts Or Nuts, Otw Prep	12 385	313 883	40 516	532 452

I.3. IMPOR MENURUT KOMODITI / IMPORT BY HS COMMODITY

\*\*\* JULI / JULY 2014 \*\*\*

HS	Uraian Komoditi Commodity Description	Berat Bersih / Net Weight (Kg)		Nilai / Value C.I.F (US\$)	
		Bulan ini Current Month	Kumulatif Cum.Jan. to date	Bulan ini Current Month	Kumulatif Cum.Jan. to date
2008994000	Othwise Prepared Or Preserved,Added Sugar/Sweetening Matter Or	12 625	160 622	40 700	828 869
2008999000	Othwise Prepared Or Preserved, Notadded Sugar/Sweetening Matte	30 753	154 141	75 285	331 853
2009110000	Orange Juice, Frozen	369 553	3 679 655	841 706	7 390 273
2009120000	Orange Juice, Not Frozen, Of A Brixvalue Not Exceeding 20	43 012	403 874	50 827	513 232
2009190000	Other Orange Juice	40 856	89 128	134 714	280 965
2009210000	Grapefruit (Including Pomelo) Juice,Of A Brix Value Not Exceeding 2l	0	36 452	0	32 299
2009290000	Other Grapefruit Juice	9 600	97 769	85 026	578 862
2009310000	Juice Of Any Other Single Citrusfruit, Of A Brix Value Not Exceeding :	4 899	21 634	6 497	40 837
2009390000	Other Juice Of Any Other Single Citrusfruit	839	53 457	1 436	265 708
2009410000	Pineapple Juice, Of A Brix Value Notexceeding 20	0	24 727	0	31 585
2009490000	Other Pineapple Juice	664	24 506	956	33 034
2009500000	Tomato Juice	7 322	164 430	8 975	123 708
2009610000	Grape Juice (Including Grape Must),Of A Brix Value Not Exceeding 2l	87 368	729 365	178 220	1 512 093
2009690000	Other Grape Juice	542	312 870	957	930 876
2009710000	Apple Juice, Of A Brix Value Notexceeding 20	0	107 744	0	156 008
2009790000	Other Apple Juice	20 084	500 080	31 176	888 717
2009819000	Cranberry Juice Not For Infant Use	15 353	67 622	75 834	388 392
2009891000	Blackcurrant Juice	340	20 789	6 591	97 077
2009899100	Oth Juice Of Any Oth Single Fruit /Vegetables For Infant Use	0	1 561	0	6 238
2009899900	Oth Juice Of Any Oth Single Fruit /Vegetables Not For Infant Use	34 203	390 591	158 208	698 143
2009901000	Mixtures Of Juices For Instant Use	141	1 175	912	5 028
2009909000	Mixtures Of Juices Not For Instant Use	26 919	515 243	130 211	1 014 742
2101111000	Instant Coffee	772 245	5 661 740	4 358 059	36 742 468
2101119000	Extracts, Essences And Concentratesoth Than Coffee	21 525	228 260	136 809	1 169 889
2101129000	Prep W/ Basis Extrct,Esenc/Concrtts/ W/Basis Coffee,Oth Thn Mxtr l	539 627	3 118 895	3 720 625	21 593 971
2101201000	Tea Preprtn Consisting Of A Mixtureof Tea, Milk Powder And Sugar	5 409	101 674	27 628	462 273
2101209000	Oth Extract,Essence,Concentrate, Of Teao Mate & Prep. Milk Powd	262 906	1 035 505	2 117 139	7 341 588
2101300000	Roasted Chicory&Oth.Roasted Coffee Substitute,Extract,Essence&Cr	204	726	1 752	6 854
2102100000	Active Yeasts	159 000	1 932 156	392 000	5 094 452
2102200000	Inactive Yeasts; Oth Single-Cell Microorganisms, Dead	452 691	3 128 495	638 020	3 930 786
2102300000	Prepared Baking Powders	178 283	3 051 337	510 004	8 572 218
2103100000	Soya Sauce	1 476 610	6 409 119	1 300 701	5 832 824
2103200000	Tomato Ketchup And Other Tomato Sauces	38 394	369 456	71 431	615 308
2103300000	Mustard Flour & Meal & Prepared Mustard	11 579	59 472	47 991	255 695
2103901000	Chilli Sauce	46	6 927	359	46 081
2103903000	Fish Sauce	55 611	604 758	71 124	591 082
2103904000	Oth Mixed Condiments And Mixedseasonings, Including Belachan	3 673	50 165	14 052	130 562
2103909000	Oth Sauces And Preparations Therefor;Mustard Flour & Meal & Prep	1 041 351	7 485 660	2 919 219	22 339 949
2104101100	Soups And Broths & Preparationtherefor Containing Meat For Infant	0	3	0	71
2104101900	Soups And Broths & Preparationtherefor Cont Meat Not For Infant L	856	26 549	4 130	86 271
2104109900	Soups And Broths & Preparationtherfor Not Cont Meat Notfor Infan	28 418	299 183	100 203	1 033 631
2104201100	Homogenised Composite Food Preparation,Containing Meat For Infar	0	1 793	0	15 933
2104201900	Homogenised Composite Food Preparation,Containing Meat Not For	56	101	2 374	3 458
2104209100	Homogenised Composite Food Preparation,Not Containing Meat For	0	5 950	0	52 645
2104209900	Homogenised Composite Food Preparation,Not Containing Meat Not	0	10 866	0	37 901
2105000000	Ice Cream And Other Edible Ice, Whetheror Not Containing Cocoa	227 534	2 898 387	863 500	7 837 310
2106100000	Protein Concentrates And Texturedprotein Substances	765 419	7 007 080	1 548 327	14 567 324
2106901000	Dried Bean Curd And Bean Curd Sticks	1	69 258	6	143 285
2106902000	Flavoured Or Colored Syrups	46 284	938 393	173 303	2 673 771
2106903000	Non-Dairy Creamer	7 294 079	41 483 757	13 347 800	82 578 457
2106904100	Autolysed Yeast Preparations In Powderform	119 506	995 412	1 062 173	8 745 987
2106904900	Autolysed Yeast Preparations Not Inpowder Form	11 375	483 623	43 589	1 608 089
2106905100	Non-Alcoholic Prep Of Raw Material Forthe Manufact Of Composite	5 674	210 968	75 919	1 440 709
2106905200	Non-Alcoholic Composite Concentrts Forsimple Dilution W/ Water T	260 234	1 897 535	2 983 720	23 515 575
2106905300	Ginseng Based Products	3 392	12 227	98 746	262 698
2106905900	Other Non-Alcoholic Preparations Use Formaking / Manufacturing B	373 113	3 959 140	3 183 576	23 817 281
2106907000	Food Supplements	610 750	4 203 834	10 827 824	67 923 088
2106908000	Fortificant Premixes	264 199	652 727	686 518	2 485 837
2106909100	Oth Mixtures Of Chemicals/Oth Substancesof A Kind Used For Food	80 366	816 395	105 243	1 160 129
2106909200	Ginseng Based Preparations	0	39 775	0	354 359
2106909400	Other Food Preparations For Infant Use	23 952	296 241	278 421	3 440 995
2106909600	Other Medical Foods	728	67 277	84 005	968 491
2106909800	Other Flavouring Preparations	94 832	1 005 071	885 770	7 357 588
2106909910	Tempe	6	6	4 347	4 347

I.3. IMPOR MENURUT KOMODITI / IMPORT BY HS COMMODITY

\*\*\* JULI/JULY 2014 \*\*\*

H S	Uraian Komoditi Commodity Description	Berat Bersih / Net Weight (Kg)		Nilai / Value C.I.F (US\$)	
		Bulan ini Current Month	Kumulatif Cum.Jan. to date	Bulan ini Current Month	Kumulatif Cum.Jan. to date
2106909990	Other Food Preparations Not Elsewherespecified Or Included	851 534	7 295 968	3 711 912	45 212 375
2201100010	Mineral Waters	366 209	1 642 611	261 071	1 127 288
2201100020	Aerated Waters	25	4 284	406	6 996
2201909090	Other Waters Not Containing Added Sugaror Oth Sweetening Matte	0	96	0	2 226
2202101000	Sparkling Mineral Waters And Aeratedwaters, Flavoured	29 274	433 648	49 422	443 024
2202109000	Other Waters, Containing Added Sugar/Oth Sweetening Or Flavoure	4 543 562	33 396 122	2 818 188	20 235 277
2202901000	Flavoured Uht Milk Drinks	41 472	1 022 515	58 676	1 447 113
2202902000	Soya Milk Drinks	1 032 852	5 707 608	698 345	3 867 549
2202903000	Oth Non-Aerated Beverage Ready Forimmediate Consumption With	1 974 437	15 612 656	2 119 324	18 175 425
2202909000	Oth Non-Alcoholic Beverages, Excludingfruit Or Vegetable Juices	3 481 811	32 029 590	2 064 640	17 995 847
2203009000	Other Beer Made From Malt,Including Ale	45 966	255 063	97 599	517 036
2204100000	Sparkling Wine	1 130	5 632	20 390	71 924
2204211100	Wine, In Containers <= 2 L, Alcoholicstrength By Volume <= 15%	6 387	60 419	75 588	421 459
2204212100	Grape Must,In Container <=2 L,Alcoholicstrength By Volume <= 15%	1 651	22 177	22 958	209 163
2204212200	Grape Must,In Container <=2 L,Alcoholicstrength By Volume > 15%	0	380	0	2 449
2204291300	Wine, In Containers > 2 L, Alcoholicstrength By Volume > 15% & <= 2	4	9	71	174
2204301000	Other Grape Must, Alcoholic Strength Byvolume <= 15%	10 467	47 774	64 418	264 457
2205101000	Vermouth & Oth Wine,In Container <=2 L,Alcoholic Strength By Volu	0	4 055	0	25 746
2206002000	Sake (Rice Wine)	0	16 600	0	55 420
2207100000	Undenatured Ethylalcohol Of Alcoholic	17 086	74 637	32 637	386 738
2207201100	Ethyl Alcohol Of An Alcoholic Strength	4 675	19 589	6 919	31 380
2207201900	Oth Denatured Ethyl Alcohol, Including	28	158	696	2 315
2207209000	Other Ethyl Alcohol And Other Spirits	0	8	0	143
2208205000	Brandy	75	7 668	403	39 677
2208209000	Other Spirits Obtained By Distilling	5 372	42 388	104 594	465 542
2208300000	Whiskies	109 161	236 079	2 108 576	3 596 051
2208400000	Rum & Oth Spirit Obtained By	564	16 285	6 409	103 488
2208500000	Gin & Geneva	3 605	20 543	27 720	151 821
2208600000	Vodka	6 936	38 696	62 781	340 283
2208700000	Liqueurs & Cordials	3 088	14 803	21 946	118 041
2208909000	Other Spirituous Beverages	95	10 981	1 433	80 343
2209000000	Vinegar And Substitutes For Vinegarobtained From Acetic Acid	43 817	387 919	56 212	562 057
2301100000	Flours, Meals & Pellets, Of Meat / Meatoffal; Greaves	5 960 346	33 760 893	4 985 795	25 353 713
2301201000	Flours,Meal&Pellet,Of Fish W/ A Proteincontent Weight <60% /Crus	1 757 280	8 057 445	1 620 325	7 360 088
2301202000	Flours,Meal&Pellet,Of Fish W/ A Proteincontent Weight >=60% /Cru	1 718 816	10 091 522	2 333 019	13 799 323
2301209000	Oth Flours,Meals&Pellets Unfit For Humanconsumpsion	3 465 385	18 878 451	3 504 761	19 619 220
2302100000	Bran, Sharps And Other Residues Of Maize(Corn)	85 762	795 717	75 987	692 058
2302300000	Bran, Sharps And Other Residues Of Wheat	334 330	2 370 999	112 780	888 072
2302500000	Bran, Sharps And Other Residues Ofleguminous Plants	702 500	2 810 350	241 073	946 096
2303101000	Residues Of Starch Manufacture Of Manioc(Cassava) Or Sago	8	21 008	1 397	48 647
2303109000	Other Residues Of Starch And Similarresidues	19 760 238	161 370 048	17 259 408	135 005 222
2303300000	Brewing Or Distilling Dregs And Waste	30 996 717	134 914 059	10 767 149	45 282 487
2304001000	Defalted Soya Been Flour, Fit For Humanconsumpsion	360 000	3 695 407	292 586	2 759 338
2304009000	Oil-Cake & Other Solid Residues, Fromextraction Of Soyabean Oil	447 294 970	2 222 959 819	268 772 676	1 328 080 244
2306300000	Oil-Cake And Other Solid Residues Ofsunflower Seeds	0	76 150	0	30 993
2306411000	Oil-Cake And Other Solid Residues Of Lowerucic Acid Rape Seeds	674 730	5 468 422	208 390	1 580 013
2306412000	Oil-Cake And Other Solid Residues Of Lowerucic Acid Colza Seeds	0	415 148	0	188 186
2306491000	Oil-Cake And Other Solid Residues Of Othrape Seeds	13 514 177	84 894 020	4 102 494	24 091 969
2306492000	Oil-Cake And Other Solid Residues Of Othcolza Seeds	55 300	793 630	15 895	219 070
2306500000	Oil-Cake And Other Solid Residues Ofcoconut/Copra	95 000	799 500	6 441	53 785
2306901000	Oil-Cake And Other Solid Residues Ofmaize (Corn) Germ	2 154 269	10 467 161	1 780 759	8 671 657
2306909000	Other Oil-Cake And Other Solid Residues	1 502 478	10 936 898	324 746	2 226 935
2308000000	Vegetable Materials And Waste, Residuesof A Kind Used In Animal F	39 000	256 533	48 672	225 048
2309101000	Dog Or Cat Food, Put Up For Retail Sale,Containing Meat	1 154 946	13 519 440	1 393 209	14 977 242
2309109000	Dog Or Cat Food, Put Up For Retail Sale,Not Containing Meat	397 413	5 227 204	715 118	7 878 189
2309901100	Complete Feed Of A Kind Suitable Forpoultry	0	1 334 357	0	841 772
2309901200	Complete Feed Of A Kind Suitable Forswine	2 788 088	21 527 643	1 348 891	9 974 669
2309901300	Complete Feed Of A Kind Suitable Forpawns	404 836	1 191 269	419 346	1 603 071
2309901400	Complete Feed Of A Kind Suitable Forprimates	14 519	57 441	15 471	60 459
2309901900	Other Complete Feed	241 990	1 202 491	227 690	1 324 449
2309902000	Premixes, Feed Supplements And Feedadditives For Animal	2 878 436	23 317 545	9 168 659	73 664 765
2309903000	Other Preparations Of A Kind Used Inanimal Feeding, Containing Me	25 920 558	167 491 046	18 368 504	107 735 611
2309909000	Other Preparations Of A Kind Used Inanimal Feeding, Not Containin	20 565 475	100 323 163	16 879 730	78 091 726
2401101000	Virginia Tobacco, Not Stemmed/Striped,Flue-Cured	826 208	9 201 461	4 495 926	49 361 601

I.3. IMPOR MENURUT KOMODITI / IMPORT BY HS COMMODITY

\*\*\* JULI/JULY 2014 \*\*\*

HS	Uraian Komoditi Commodity Description	Berat Bersih / Net Weight (Kg)		Nilai / Value C.I.F (US\$)	
		Bulan ini Current Month	Kumulatif Cum.Jan. to date	Bulan ini Current Month	Kumulatif Cum.Jan. to date
2401104000	Burley Tobacco, Not Stemmed/Stripped	0	1 466 531	0	6 322 376
2401105000	Oth Tobacco, Not Stemmed/Stripped,Flue-Cured	39 960	1 330 639	205 373	6 705 641
2401109000	Oth Tobacco, Not Stemmed/Stripped, Notflue-Cured	180 165	12 862 661	1 264 578	73 271 916
2401201000	Virginia Tobacco, Partly Or Whollystemmed/Stripped,Flue-Cured	1 248 200	12 121 855	5 752 378	68 692 989
2401202000	Virginia Tobacco, Partly Or Whollystemmed/Stripped,Not Flue-Cure	66 000	291 571	139 293	1 762 896
2401203000	Oriental Tobacco, Partly Or Whollystemmed/Stripped	1 874 424	7 380 413	12 315 269	51 725 665
2401204000	Burley Tobacco, Partly Or Wholly Stemmed/Stripped	51 511	2 372 690	421 464	16 784 512
2401205000	Oth Tobacco, Partly Or Wholly Stemmed/Stripped, Flue-Cured	4 727	41 137	561 150	5 135 920
2401209000	Oth Tobacco, Partly Or Wholly Stemmed/Stripped,Not Flue-Cured	779 089	5 202 263	5 316 454	34 921 705
2401301000	Tobacco Stems	175 200	2 804 161	107 124	3 749 094
2401309000	Other Tobacco Refuse	22 815	1 077 607	16 955	1 199 638
2402100000	Cigars, Cheroots And Cigarillos,Containing Tobacco	8 175	56 611	148 836	811 563
2402202000	Clove Cigarettes	165	969	7 066	49 901
2402209000	Other Cigarettes Containing Tobacco	104 832	400 838	3 114 577	9 337 447
2402902000	Cigarettes Of Tobacco Substitutes	0	10 477	0	424 625
2403110000	Water Pipa Tobacco	27	27	1 581	1 581
2403191900	Not Ang Hoon, Packed For Retail Sale	0	94	0	4 128
2403192000	Oth Manufactured Tobacco For Themanufacture Of Cigarette	311 480	5 869 464	1 970 739	36 174 221
2403199000	Other Smoking Tobacco, Whether Or Notcontaining Tobacco Substit	320	126 209	3 895	1 262 395
2403919000	Homogenised Or Reconstituted Tobacco,Packed Not For Retail Sale	235 005	2 079 239	737 478	6 317 113
2403991000	Tobacco Extracts And Essences	0	751	0	5 319
2403999000	Oth Manufactures Tobacco & Manufacturedtobacco Substitutes	49 034	897 705	319 448	7 305 543
2501001000	Table Salt	58	664	125	23 699
2501002000	Rock Salt	1 912	9 894	9 171	51 728
2501009010	Oth Salt Cont. At Least 94.7% Sodiumchloride Calculated On A Dry B	102 347 600	1 263 410 877	5 172 863	58 375 940
2501009090	Other Salt And Sea Water	124 822	579 684	17 910	75 957
2502000000	Unroasted Iron Pyrites	0	96 000	0	37 340
2503000000	Sulphur Of All Kinds, Oth Than Sublimed,Precipitated And Colloidal S	26 812 936	212 615 624	4 965 751	42 545 602
2504100000	Natural Graphite, In Powder Or In Flakes	140 624	6 713 742	150 966	2 499 922
2504900000	Natural Graphite,Not In Powder Nor In flakes	49 299	426 042	84 338	732 312
2505100000	Silica Sands And Quartz Sands	1 349 212	31 209 337	322 717	4 196 453
2505900000	Other Natural Sands,Whether/Not Coloredother Than Metal-Bearing	90 670	12 302 846	135 105	1 572 323
2506100000	Quartz	416 675	3 618 294	62 770	606 132
2506200000	Quartzite	40 800	1 835 425	15 880	401 315
2507000000	Kaolin And Other Kaolinic Clays,Whetheror Not Calcined	8 996 621	70 381 176	2 638 227	21 813 881
2508100000	Bentonite	10 356 705	233 352 453	1 780 456	23 697 256
2508300000	Fire-Clay	284 040	6 153 380	163 389	2 582 564
2508401000	Fuller'S Earth	1 320 087	10 109 798	274 925	2 540 631
2508409000	Other Clays	3 795 302	38 425 124	1 863 674	15 014 757
2508500000	Andalusite, Kyanite And Sillimanite	94 005	1 121 276	46 922	622 755
2508600000	Mullite	370 836	1 481 664	142 573	556 901
2508700000	Chamotte Or Dinas Earths	225 420	1 843 041	90 906	740 100
2509000000	Chalk	21 398	288 845	34 079	369 474
2510101000	Apatite, Unground	52 560	488 832	82 505	683 700
2510109000	Oth Natural Calcium Phosphates,Naturalaluminium Calcium Phosph	41 900 000	730 774 651	4 929 577	97 663 475
2510209000	Oth Natural Calcium Phosphates,Naturalaluminium Calcium Phosph	39 868	303 209	73 032	703 287
2511100000	Natural Barium Sulphate (Barytes)	501 831	50 995 051	447 286	10 768 576
2512000000	Siliceous Fossil Meals And Similarsiliceous Earths	580 670	2 872 204	348 538	1 897 117
2513100000	Pumice Stone	6 682	77 614	65 637	176 862
2513200000	Emery, Natural Corundum, Natural Garnetand Other Natural Abrasi	304 842	11 062 262	103 661	4 443 803
2514000000	Slate, Whether Or Not Roughly Trimmed Ormerely Cut	120 451	1 237 420	47 691	486 042
2515110000	Marble And Travertine, Crude Or Roughlytrimmed	92 600	4 004 127	20 079	663 365
2515121000	Marble And Travertine, Merely Cut Into Blocks	2 530 098	17 896 693	1 069 177	5 837 696
2515122000	Marble And Travertine, Merely Cut Into Slabs	2 435 707	20 358 810	1 302 133	9 528 847
2515200000	Ecaussine & Other Calcareous Monumentalor Building Stone; Alabas	0	40 761	0	2 550
2516110000	Granite, Crude Or Roughly Trimmed	0	1 538	0	4 100
2516121000	Granite, Merely Cut Into Blocks	237 364	6 245 023	129 708	1 352 399
2516122000	Granite, Merely Cut Into Slabs	760 479	7 162 371	236 868	2 507 989
2516201000	Sandstone,Crude Or Roughly Trimmed	168 022	228 022	29 844	49 554
2516202000	Sandstone,Merely Cut Into Blocks Orslabs	54 149	107 457	22 144	67 093
2516900000	Other Monumental Or Building Stone	1 834	151 095	6 897	44 171
2517100000	Pebbles, Gravel, Broken/Crushed Stonewhether Or Not Heat Treate	34 945 122	154 085 067	576 756	2 486 836
2517200000	Macadam Of Slag, Dross Or Similarindustrial Waste	0	17	0	661
2517300000	Tarred Macadam	0	420	0	813

I.3. IMPOR MENURUT KOMODITI / IMPORT BY HS COMMODITY

\*\*\* JULI/JULY 2014 \*\*\*

H S	Uraian Komoditi Commodity Description	Berat Bersih / Net Weight (Kg)		Nilai / Value C.I.F (US\$)	
		Bulan ini Current Month	Kumulatif Cum.Jan. to date	Bulan ini Current Month	Kumulatif Cum.Jan. to date
2517410000	Granules, Chippings And Powder Of Marble	6	1 395 750	86	233 051
2517490000	Granules, Chippings & Powder Of Stoneswhether Or Not Heat Treat	2 188 028	6 989 541	769 964	2 650 130
2518100000	Dolomite, Not Calcined Or Sintered	260 000	2 558 683	29 120	282 780
2518200000	Dolomite, Calcined Or Sintered	1 088 700	12 771 376	145 866	1 793 030
2518300000	Dolomite, Ramming Mix	0	412 957	0	92 592
2519100000	Natural Magnesium Carbonate (Magnesite)	1 211	1 420 096	7 235	505 999
2519901000	Fused Magnesia; Dead-Burned Magnesia	1 078 362	9 069 090	367 466	2 748 828
2519902000	Oth Magnesium Oxide, Whether Or Not Pure	3 942 743	27 324 484	1 676 613	11 217 805
2520100000	Gypsum, Anhydrite	91 832 396	1 107 299 121	3 261 830	37 375 765
2520201000	Plasters, Of A Kind Use Suitable For Usein Dentistry	300	97 652	141	55 607
2520209000	Other Plasters	3 123 987	16 834 519	415 742	2 874 932
2521000000	Limestone Flux; Limestone And Othercalcareous Stone Of Lime Or C	16 226 801	229 702 477	479 468	5 514 005
2522100000	Quicklime	2 915 200	27 614 082	341 086	3 216 563
2522200000	Slaked Lime	3 012 361	21 660 299	457 439	3 336 996
2522300000	Hydraulic Lime	0	311 538	0	75 637
2523101000	Cement Clinkers, For White Cement	0	38 502 166	0	2 037 175
2523109000	Other Cement Clinkers	182 064 067	1 264 337 934	9 361 121	65 693 971
2523291000	Portland Cement, Coloured Cement	19 150 000	279 418 200	1 139 782	18 673 798
2523299000	Other Portland Cements	0	45 720 000	0	2 397 319
2523300000	Aluminous Cement	42	393 493	179	402 707
2523900000	Other Hydraulic Cements	85 355 987	656 156 774	6 571 458	49 556 334
2524900000	Other Asbestos	6 558 425	66 156 150	3 971 864	40 884 865
2525100000	Crude Mica And Mica Rifted Into Sheetsor Splittings	0	176	0	2 071
2525200000	Mica Powder	203 068	1 634 608	336 762	2 545 557
2526100000	Natural Steatite, Not Crushed, Notpowdered	265 000	265 000	55 650	55 650
2526201000	Talc Powder, Crushed Or Powdered	6 341 165	49 990 921	1 624 080	13 875 553
2526209000	Oth Natural Steative, Crushed/Powdered	212 918	1 189 210	118 568	619 782
2528000000	Natural Borates And Concentrates;Naturalboric Acid Containing < 8%	284 000	1 289 381	180 878	813 263
2529100000	Feldspar	14 469 462	205 679 110	1 596 077	16 025 085
2529210000	Fluorspar, Containing By Weight 97% Orless Of Calcium Fluoride	120 046	3 875 809	27 652	1 020 643
2529220000	Fluorspar, Containing By Weight Morethan 97% Of Calcium Fluoride	24 000	824 914	17 000	549 149
2529300000	Leucite; Nepheline & Nepheline Syenite	143 206	1 530 758	51 545	500 813
2530100000	Vermiculite, Perlite And Chlorites,Unexpanded	272 424	2 466 678	132 625	960 552
2530201000	Kieserite	13 735 245	112 126 596	2 397 198	19 757 060
2530202000	Epsomite	1	6	6	556
2530901000	Zirconium Silicates Of A Kind Used Asopacifiers	86 800	1 427 972	110 778	1 777 764
2530909000	Other Mineral Substances Not Elsewherespecified Or Included	2 205 299	17 939 097	350 745	3 695 009
2601110000	Iron Ores And Concentrates, Other Thanroasted Iron Pyrites :Non Agglo	313 486 000	1 505 391 375	30 387 220	170 964 918
2601120000	Iron Ores And Concentrates, Other Thanroasted Iron Pyrites :Agglo	0	52 709 019	0	9 568 863
2601200000	Roasted Iron Pyrites	0	1 606 781	0	491 232
2602000000	Manganese Ores & Concentrates,Includingferruginous Manganese, l	7 500 001	39 299 868	577 544	4 956 797
2603000000	Copper Ores And Concentrates	0	10 149 719	0	19 998 774
2606000000	Aluminium Ores And Concentrates	815	222 126	3 018	156 745
2607000000	Lead Ores And Concentrates	0	25 618	0	46 584
2608000000	Zinc Ores And Concentrates	839	3 120	10 308	49 733
2609000000	Tin Ores And Concentrates	1 307	701 821	10 128	1 679 973
2610000000	Chromium Ores And Concentrates	216 000	2 565 940	86 230	1 013 600
2611000000	Tungsten Ores And Concentrates	292	2 789	23 369	213 866
2613100000	Molybdenum Ores And Concentrates,Roasted	0	7	0	4 560
2614001000	Titanium Ores And Concentrates, Ilmeniteores And Concentrates	10 000	43 068	33 938	70 326
2614009000	Titanium Ores And Concentrates, Otherthan Ilmenite Ores & Concer	85 500	2 855 521	70 451	2 997 068
2615100000	Zirconium Ores And Concentrates	695 397	4 632 479	855 359	6 227 793
2615900000	Niobium, Tantalum Or Vanadium Ores Andconcentrates	1 444	157 431	20 202	377 802
2616900000	Precious Metal Ores Other Than Silverores And Concentrates	241	1 029	137 534	154 977
2617100000	Antimony Ores And Concentrates	3 062	37 589	27 930	248 516
2617900000	Other Ores And Concentrates.	258	165 716	700	86 976
2618000000	Granulated Slag (Slag Sand)From Themanufacture Of Iron Or Steel	0	38	0	448
2620400000	Slag,Ash & Residues Containing Mainlyaluminium	0	318	0	1 296
2620991000	Slag & Hardhead Of Tin	0	72	0	153
2620999000	Other Slag, Ash & Residues,Containingmetals, Arsenic, Or Their Com	0	201	0	1 285
2701110000	Anthracite	2 168 408	51 804 078	619 184	8 399 359
2701121000	Bituminous Coal: Coking Coal	93 233 000	885 299 967	11 723 142	124 656 962
2701129000	Bituminous Coal: Not Coking Coal	0	30 906 877	0	5 121 923
2701190000	Other Coal,Whether Or Not Pulverisedbut Not Agglomerated	7 625	55 752 166	6 961	8 824 333



I.3. IMPOR MENURUT KOMODITI / IMPORT BY HS COMMODITY

\*\*\* JULI/JULY 2014 \*\*\*

HS	Uraian Komoditi Commodity Description	Berat Bersih / Net Weight (Kg)		Nilai / Value C.I.F (US\$)	
		Bulan ini Current Month	Kumulatif Cum.Jan. to date	Bulan ini Current Month	Kumulatif Cum.Jan. to date
2701200000	Briquettes,Ovoids & Similar Solidfuels Manufactured From Coal	332 038	1 730 187	83 010	431 878
2702100000	Lignite, Whether Or Not Pulverised,But Not Agglomerated	0	85 398	0	90 834
2702200000	Agglomerated Lignite	19 006	74 166	39 560	169 399
2703001000	Peat, Whether Or Not Compressed Intobales, But Not Agglomerated	8 931	224 937	11 612	57 412
2704001000	Coke & Semi-Coke Of Coal	7 517 668	100 910 714	2 263 916	27 690 807
2704003000	Retort Carbon	640 015	3 391 113	134 488	967 460
2705000000	Coal Gas, Water Gas, Producer Gas Andsimilar Gases Oth Than Petrc	0	4 588	0	13 217
2706000000	Tar Distilled From Coal,From Lignite Orfrom Peat & Other Mineral T	8 100 893	35 656 243	4 774 782	20 957 196
2707200000	Toluol (Toluene)	832	11 352	5 385	62 383
2707300000	Xylol (Xylenes)	734	63 581	5 789	123 674
2707400000	Napthalene	174 550	1 252 043	265 122	1 810 116
2707500000	Oth Aromatic Hydrocarbon Mix.Of >= 65%By Vol ,Distils At 250.C, As	1 780 688	11 897 485	2 223 478	15 211 085
2707910000	Creosote Oils	0	625 703	0	464 572
2707991000	Carbon Black Feedstock	0	5 024	0	13 692
2707999000	Other Products Of The Distilled Of Hightemperature Coal Tar	233 826	13 888 381	635 717	14 993 733
2708100000	Pitch	60 025	12 397 695	30 623	8 261 533
2709001000	Crude Petroleum Oil	1 562 312 844	9 753 080 604	1 399 850 274	8 312 444 118
2709009000	Other Petroleum Oil, Crude	14 160	74 008	32 143	108 860
2710121100	Motor Spirit, Of Ron 97 And Above,Leaded	0	890 185	0	14 024
2710121200	Motor Spirit, Of Ron 97 And Above,Unleaded	0	9 578	0	41 137
2710121400	Motor Spirit, Of Ron 90 And Above, Butbelow Ron 97, Unleaded	85 495 958	506 266 688	92 523 779	550 111 181
2710121600	Other Motor Spirit, Unleaded	1 262 579 289	7 733 814 569	1 316 745 834	8 127 985 561
2710122000	Aviation Spirit, Not Of A Kind Used Asjet Fuel	0	1 409 973	0	3 065 286
2710124000	White Spirit	1 423 117	6 636 472	1 662 998	7 620 963
2710125000	Low Aromatic Solvents Containing Byweight <= 1 % Aromatic Conter	605 786	15 835 688	976 489	23 748 856
2710126000	Other Solvent Spirits	48	3 226	21	20 208
2710127000	Naphtha, Reformate And Oth Preparationsof A Kind Used For Bledin	131 865 215	790 193 650	129 566 598	766 860 762
2710128000	Other Alfa Olefins	0	64 564	0	158 782
2710129000	Other Petroleum Oil, Light Oil & Otherthan Crude	534 869	7 713 111	785 780	10 643 180
2710192000	Topped Crudes	1 248 927	6 762 585	1 893 427	10 239 701
2710193000	Carbon Black Feedstock	1 969	49 343 447	30 548	27 613 759
2710194100	Lubricating Oil Basestock	26 970 706	128 960 707	30 788 269	149 158 963
2710194200	Lubricating Oils For Aircraft Engines	430 170	2 888 517	937 842	5 707 237
2710194300	Other Lubricating Oils	7 685 866	67 785 667	17 487 842	144 829 426
2710194400	Lubricating Greases	509 457	6 899 766	1 989 255	21 864 538
2710195000	Hydraulic Brake Fluid	223	41 605	3 233	94 689
2710196000	Transformer And Circuit Breakers Oils	246 123	10 348 106	340 184	15 404 968
2710197100	Automotive Diesel Fuel	493 454 533	4 094 070 050	445 864 248	3 687 565 280
2710197200	Other Diesel Fuel	291 988 804	1 430 540 104	267 030 952	1 309 794 189
2710197900	Other Fuel Oils	22 804 023	214 338 017	14 689 985	136 719 731
2710198100	Aviation Turbine Fuel (Jet Fuel) Havinga Flash Point Of 23-C Or Mor	0	4 243	0	1 250
2710198200	Aviation Turbine Fuel (Jet Fuel) Havinga Flash Point Of Less Than 23-	71 516 540	327 470 845	79 197 984	361 378 215
2710198910	Normal Paraffin	3 623 353	70 800 782	4 713 032	89 086 338
2710198990	Other Medium Oils And Preparations	6 269 791	10 770 406	619 376	3 056 576
2710199000	Other Of Diesel Fuel, Fuel Oils	2 568 255	26 469 236	4 246 572	42 439 623
2710200000	Petroleum Oils And Obtained Frombituminous Minerals(Oth Then C	0	3 045	0	13 010
2710910000	Waste Oil, Containing Pcbs, Pcts Or Pbbs	594	1 326	7 143	22 324
2710990000	Other Waste Oils	0	13 601	0	21 374
2711120000	Liquid Propane	170 252 938	950 646 863	147 287 331	878 146 777
2711130000	Liquid Butanes	195 072 395	1 058 554 453	168 992 357	984 793 903
2711141000	Liquid Ethylene	80 162	324 361	250 771	773 121
2711149000	Liquid Propylene, Butylene & Butadiene	15 345	37 334	31 101	249 772
2711190000	Other Liquid Petroleum Gas	0	5 010 226	0	5 526 429
2711219000	Natural Gas In Gaseous State Not Kindused As A Motor Fuel	17	69	65	444
2711290000	Oth Natural Gas In Gaseous State	2 456	12 656	156 501	299 984
2712100000	Petroleum Jelly	114 540	1 867 981	248 477	4 048 366
2712200000	Paraffin Wax Containing By Weight < 0.75% Of Oil	629 826	5 685 200	664 287	7 114 381
2712901000	Other Paraffin Wax Containing By Weight>= 0.75% Of Oil	385 588	6 335 842	612 028	9 383 073
2712909000	Microcrystalline Petroleum Wax, Slackwax, Ozokerite, Lignite Wax, F	195 950	1 571 580	536 357	5 177 935
2713110000	Petroleum Coke, Not Calcined	0	22 462 490	0	10 476 120
2713120000	Petroleum Coke, Calcined	89 763	21 654 431	65 068	10 923 530
2713200000	Petroleum Bitumen	72 129 955	398 730 066	41 970 038	239 315 916
2714100000	Bituminous Or Oil Shale And Tar Sands	0	19 054	0	8 924
2714900000	Asphalites And Asphaltic Rocks	2 022 742	16 356 037	1 190 271	9 726 579

**I.3. IMPOR MENURUT KOMODITI / IMPORT BY HS COMMODITY**  
**\*\*\* JULI/JULY 2014 \*\*\***

H S	Uraian Komoditi Commodity Description	Berat Bersih / Net Weight (Kg)		Nilai / Value C.I.F (US\$)	
		Bulan ini Current Month	Kumulatif Cum.Jan. to date	Bulan ini Current Month	Kumulatif Cum.Jan. to date
271500000	Bituminous Mix. Based On Natural Asphalt On Natural Bitumen, On	171 980	4 779 204	179 704	4 822 912
271600000	Electrical Energy	1	3 363	18 462	162 721
2801100000	Chlorine	105 824	1 239 004	94 935	675 587
2801200000	Iodine	1 240	23 728	7 267	434 713
2801300000	Fluorine; Bromine	1 838	28 325	49 130	871 443
2802000000	Sulphur, Sublimed Or Precipitated,Collodial Sulphur	710 551	115 479 067	528 590	25 998 958
2803002000	Acetylene Black	256 656	2 813 161	936 913	7 631 137
2803004010	Rubber Grade Of Other Carbon Black	8 186 926	86 136 241	9 011 453	93 075 470
2803004090	Other Rubber Grade Of Other Carbon Black	347 158	2 213 003	422 964	2 909 837
2803009000	Other Acetylene Black Of Other Carbon	4 353 383	26 853 867	5 764 416	36 601 802
2804100000	Hydrogen	172 482	1 148 337	58 422	396 065
2804210000	Argon	404 292	4 707 344	344 903	4 143 295
2804290000	Other Rare Gases	118 893	930 271	441 469	2 338 522
2804300000	Nitrogen	818 051	5 746 465	189 376	1 401 539
2804400000	Oxygen	352 860	4 460 506	100 342	1 116 045
2804500000	Boron; Tellurium	11	17 874	1 611	38 832
2804610000	Silicon, Containing By Weight >= 99.99%	9 911	86 853	833 582	10 361 941
2804690000	Silicon, Containing By Weight < 99.99%	1 641 534	9 208 195	3 647 105	20 326 243
2804700000	Phosphorus	28 196	141 179	632 711	2 313 894
2804800000	Arsenic	0	58 000	0	78 284
2804900000	Selenium	5 442	35 332	68 149	760 641
2805110000	Sodium	33 352	728 942	43 337	1 105 242
2805120000	Calcium	24 000	208 488	92 337	863 504
2805190000	Other Alkali Or Alkaline-Earth Metals	113 387	850 087	896 239	8 007 878
2805300000	Rare-Earth Metals, Scandium & Yttriumwhether Or Not Intermixed (	815	6 061	8 161	48 228
2805400000	Mercury	9	518	5 816	72 886
2806100000	Hydrogen Chloride (Hydrochloric Acid)	193 626	5 489 769	87 902	1 189 000
2806200000	Chlorosulphuric Acid	0	35	0	372
2807000000	Sulphuric Acid; Oleum.	22 768 392	286 370 292	770 536	8 303 889
2808000000	Nitric Acid; Sulphonitric Acids	1 143 085	9 445 336	449 853	4 132 889
2809100000	Diphosphorus Pentoxide	11 000	52 201	24 380	75 349
2809203100	Hypophosphoric Acids, Food Grade	434 735	2 471 471	402 755	2 360 894
2809203900	Phosphoric Acids, Hypophoric Acids,Except Hypophosphoric Acids; F	2 899 745	16 670 595	2 509 525	15 016 269
2809209100	Hypophosphoric Acids, Not Food Grade	2 115	247 355	17 297	335 925
2809209900	Phosphoric Acids, Hypophoric Acids,Except Hypophosphoric Acids; N	5 467 703	109 425 628	4 575 170	77 966 008
2810000000	Oxide Of Boron; Boric Acids	312 875	2 855 731	290 385	2 585 085
2811110000	Hydrogen Fluoride (Hydrofluoric Acid)	79 527	725 702	72 867	770 321
2811191000	Arsenic Acid	1 296	12 153	9 546	50 624
2811199010	Sulphamic Acid	185 446	3 426 661	112 104	2 002 714
2811199090	Other Inorganic Acids, Exept Sulphamicacid, Arsenic Acid And Hydro	85	58 962	3 099	299 830
2811210000	Carbon Dioxide	837 037	5 068 700	351 901	1 891 410
2811221000	Silica Powder	2 618 107	23 452 768	2 140 355	20 437 444
2811229000	Other Silicon Powder	1 212 625	8 355 288	1 103 083	8 769 004
2811291000	Diarsenic Pentoxide	3	5	592	633
2811292000	Sulphur Dioxide	2 713	55 696	3 449	108 805
2811299000	Other Inorganic Oxygen Compounds Of Nonmetals	96 800	660 253	123 637	1 567 191
2812100000	Chlorides And Chloride Oxides	22 010	780 296	40 542	1 468 285
2812900000	Other Halides And Halide Oxides Ofnon Metals	5 326	31 745	328 716	1 595 325
2813100000	Carbon Disulphide	69 563	6 728 785	51 129	5 597 519
2813900000	Other Sulphides Of Non-Metal	1 210	3 818	52 044	185 462
2814100000	Anhydrous Ammonia	6 029 683	46 689 533	3 343 395	25 148 050
2814200000	Ammonia In Aqueous Solution	33 152	76 521	82 075	221 541
2815110000	Sodium Hydroxide (Caustic Soda), Solid	1 273 308	16 746 555	718 309	8 460 596
2815120000	Sodium Hydroxide (Caustic Soda),In Aqueous Solution(Lye Or Liquid	44 376	283 041	43 802	401 565
2815200000	Potassium Hydroxide (Caustic Potash)	1 058 427	10 619 767	1 008 931	10 846 748
2815300000	Peroxides Of Sodium Or Potassium	2 956	27 898	23 136	194 905
2816100000	Hydroxide And Peroxide Of Magnesium	59 452	901 413	111 136	1 406 817
2816400000	Oxides, Hydroxides & Peroxides,Of Strontium Or Barium	13 146	88 218	182 500	699 401
2817001000	Zinc Oxide	384 565	5 541 607	751 550	10 686 034
2817002000	Zinc Peroxide	20 426	272 888	62 483	673 838
2818100000	Artificial Corundum, Whether Or Notchemically Defined	561 428	2 757 154	408 340	2 267 161
2818200000	Aluminium Oxide, Other Than Artificialcorundum	79 218 219	349 660 841	26 809 706	120 108 156
2818300000	Aluminium Hydroxide	3 803 876	90 829 824	1 484 395	26 412 792
2819100000	Chromium Trioxide	22 601	379 810	88 331	1 560 760

I.3. IMPOR MENURUT KOMODITI / IMPORT BY HS COMMODITY

\*\*\* JULI / JULY 2014 \*\*\*

HS	Uraian Komoditi Commodity Description	Berat Bersih / Net Weight (Kg)		Nilai / Value C.I.F (US\$)	
		Bulan ini Current Month	Kumulatif Cum.Jan. to date	Bulan ini Current Month	Kumulatif Cum.Jan. to date
2819900000	Other Chromium Oxides And Hidroxides	28 926	267 296	152 840	1 350 521
2820100000	Manganese Dioxide	1 653 231	13 247 231	2 676 016	20 803 290
2820900000	Other Manganese Dioxide	57 055	1 166 161	53 155	1 163 661
2821100000	Iron Oxides And Hydroxides	671 875	5 603 301	993 812	8 999 344
2821200000	Earth Colors Containing >=70% By Weightof Combined Iron Evaluate	0	13 561	0	5 128
2822000000	Cobalt Oxides And Hydroxides, Commercialcobalt Oxides	4 150	128 453	96 349	1 921 008
2823000000	Titanium Oxides	538 764	4 253 187	1 822 374	13 489 974
2824100000	Lead Monoxide (Litharge, Massicot)	275	92 672	2 074	435 645
2824900000	Red Lead And Orange Lead	0	14 851	0	74 038
2825100000	Hydrazine, Hydroxylamine, And Theirinorganic Salt	273	520 515	2 981	1 966 350
2825200000	Lithium Oxide And Hydroxide	3 346	38 355	23 125	328 729
2825300000	Vanadium Oxides And Hydroxides	4 001	31 927	63 351	487 478
2825400000	Nickel Oxides And Hydroxides	18 468	144 675	281 649	1 761 987
2825500000	Copper Oxides And Hydroxides	116 037	563 106	800 577	3 682 551
2825600000	Germanium Oxides And Zirconium Dioxide	5 638	40 999	129 146	960 353
2825700000	Molybdenum Oxides And Hydroxides	261	12 826	4 060	254 995
2825800000	Antimony Oxides	42 821	477 053	396 284	3 856 917
2825900000	Other Peroxides	14 615	178 545	84 996	1 085 406
2826120000	Fluorides Of Aluminium	1 000	5 737	7 135	21 160
2826190000	Other Fluorides	347 451	695 819	78 119	540 018
2826300000	Sodium Hexafluoroaluminate(Synthetic Cryolite)	19 500	98 303	6 045	49 127
2826900000	Other Complex Fluorine Salt.	112 357	977 375	191 357	2 052 976
2827100000	Ammonium Chloride	1 150 537	15 632 214	162 653	1 894 003
2827201000	Calcium Chloride, Commercial Grades	155 854	5 119 020	82 389	1 416 914
2827209000	Calcium Chloride, Not Commercial Grades	331 098	3 265 410	89 338	1 207 152
2827310000	Other Chlorides Of Magnesium	101 120	972 842	105 866	741 222
2827320000	Other Chlorides Of Aluminium	996 017	11 234 117	397 026	4 479 723
2827350000	Other Chlorides Of Nickel	22 378	104 971	121 887	625 278
2827391000	Other Chlorides Of Barium Or Of Cobalt	234	116 453	3 760	300 958
2827392000	Other Chlorides Of Iron	89 494	347 897	35 597	287 490
2827399000	Other Chlorides	196 729	1 989 477	375 806	2 288 010
2827410000	Chloride Oxides & Chloride Hydroxides,Of Copper	0	35 725	0	291 038
2827490000	Other Chloride Oxides & Chloridehydroxides	309 577	2 431 617	329 195	2 117 459
2827510000	Bromides Of Sodium Or Of Potassium	97 940	456 258	200 863	1 205 210
2827590000	Other Bromides Of Sodium Or Of Potassium	58 287	364 492	68 540	546 623
2827600000	Iodides And Iodide Oxides	4 325	61 235	49 141	1 229 022
2828100000	Commercial Calcium Hypochlorite & Othercalcium Hypochlorites	166 940	1 308 221	186 754	1 319 794
2828901000	Sodium Hypochlorite	1 436	108 875	1 164	51 618
2828909000	Other Hypochlorite	107 355	894 064	110 686	967 433
2829110000	Chlorates Of Sodium	1 431 001	6 798 781	1 058 809	5 123 979
2829190000	Other Chlorates	334 008	2 015 808	396 119	2 526 785
2829901000	Sodium Perchlorite	60 038	86 799	76 247	120 855
2829909000	Other Perchlorites; Bromates Andperbromates: Iodates And Perioda	6 254	51 613	120 840	1 119 308
2830100000	Sodium Sulphides	153 750	3 751 502	95 671	2 085 299
2830901000	Cadmium Sulphide Or Zinc Sulphide	5 787	133 108	47 510	193 266
2830909000	Polysulphides, Whether Or Not Chemically Defined	24 290	91 129	56 485	346 762
2831100000	Dithionites And Sulphoxylates Of Sodium	603 664	5 005 398	866 054	7 300 719
2831900000	Other Dithionites And Sulphoxylates	12 952	153 890	51 358	359 414
2832100000	Sodium Sulphites	2 295 431	11 696 254	907 985	5 038 941
2832200000	Other Sulphites	101 424	362 455	44 624	203 143
2832300000	Thiosulphates	77 024	393 943	26 051	214 451
2833110000	Disodium Sulphate	7 686 499	132 664 605	932 114	16 205 290
2833190000	Other Sodium Sulphates	13 211	351 101	60 701	473 800
2833210000	Magnesium Sulphate	2 713 593	40 074 698	491 553	6 181 243
2833221000	Aluminium Sulphate :Commercial Grade	0	40 014	0	59 286
2833229000	Aluminium Sulphate: Not Commercial Grade	1 047	80 947	5 341	78 899
2833240000	Nickel Sulphate	40 416	378 719	296 743	2 060 087
2833250000	Copper Sulphate	1 164 380	10 102 492	2 275 502	20 988 530
2833270000	Barium Sulphate	105 294	1 240 258	110 270	1 164 445
2833292000	Tribasic Lead Sulphate	61 296	503 004	117 713	864 328
2833293000	Other Sulfat Of Chromium	200 000	3 275 280	90 000	1 853 619
2833299000	Other Sulfat	661 659	5 677 953	393 554	3 185 915
2833300000	Alums	11	83 749	814	49 470
2833400000	Peroxosulphates (Persulphates)	93 033	1 094 468	107 362	1 396 024

I.3. IMPOR MENURUT KOMODITI / IMPORT BY HS COMMODITY

\*\*\* JULI/JULY 2014 \*\*\*

H S	Uraian Komoditi Commodity Description	Berat Bersih / Net Weight (Kg)		Nilai / Value C.I.F (US\$)	
		Bulan ini Current Month	Kumulatif Cum.Jan. to date	Bulan ini Current Month	Kumulatif Cum.Jan. to date
283410000	Nitrites	134 616	1 424 207	63 655	710 621
283421000	Potassium Nitrates	250 053	1 251 243	218 008	1 098 524
283429100	Nitrates Of Bismuth	0	41 282	0	129 959
283429900	Other Nitrates	113 102	1 590 265	137 944	2 139 630
283510000	Phosphinates (Hypophosphites)And Phosponates (Phosphites)	14 696	559 072	63 048	1 937 412
283522000	Phosphates Of Mono- Or Disodium	88 661	916 379	148 611	1 044 543
283524000	Phosphates Of Potassium	645 458	3 336 080	1 097 589	6 147 868
283525100	Calcium Hydrogenothphosphate ("Dicalciumphosphate"); Feed Grac	4 520 175	32 480 573	2 012 638	14 258 524
283525900	Calcium Hydrogenothphosphate ("Dicalciumphosphate"); Unfeed Gr	49 424	633 551	89 234	1 063 236
283526000	Other Phosphates Of Calcium	2 192 811	14 169 623	1 219 487	8 270 280
283529100	Other Phosphates Of Trinatrium	84 101	1 032 324	34 372	441 474
283529900	Other Phosphates	67 326	687 889	104 136	1 329 040
283531100	Sodium Triphosphate(Sodium Tripolyphosphate); Food Grade	102 407	1 575 265	142 324	2 030 796
283531900	Sodium Triphosphate(Sodium Tripolyphosphate); Unfood Grade	54 812	1 602 565	98 883	1 816 172
283539100	Tetranatrium Pirofosfat	59 460	762 787	109 822	1 460 533
283539900	Other Polyphospates	422 951	4 030 635	904 699	7 836 178
283620000	Disodium Carbonate	46 819 575	505 440 229	11 306 573	119 742 170
283630000	Sodium Hydrogencarbonate(Sodium Bicar Bonate)	3 913 570	47 949 798	1 401 553	14 029 703
283640000	Potassium Carbonates	985 432	7 037 722	1 031 797	7 454 062
283650001	Calcium Carbonate; Food Orpharmaceutical Grade	544 086	4 110 754	367 650	2 685 428
283650009	Calcium Carbonate; Not Food Orpharmaceutical Grade	4 881 634	34 376 233	1 765 923	13 195 450
283660000	Barium Carbonate	483 001	2 454 767	211 281	2 125 735
283691000	Lithium Carbonates	3 005	67 944	19 558	207 325
283692000	Strontium Carbonate	26 500	767 714	22 051	649 053
283699100	Commercial Ammonium Carbonate	144 014	2 509 022	61 298	786 763
283699200	Lead Carbonates	0	43	0	742
283699900	Other Calcium Carbonate	333 585	3 457 247	311 508	4 257 530
283711000	Cyanides And Cyanide Oxides, Of Sodium	999 810	4 472 790	2 730 453	12 561 353
283719000	Other Cyanides And Cyanide Oxides	54	26 868	1 555	232 178
283720000	Complex Cyanides	0	7	0	11 678
283911000	Sodium Metasilicates	268 711	2 837 344	123 792	1 275 621
283919100	Sodium Silicates	2 217 925	29 205 256	738 233	8 440 166
283919900	Other Silicates Of Sodium; Commerialalkali Metal Silicates	865 516	12 985 634	446 944	5 791 771
283990000	Other Silicates; Commerial Alkali Metalsilicates	744 949	4 413 760	770 922	5 259 696
284011000	Anhydrous; Disodium Tetraborate(Refined Borax)	89	61 228	1 287	64 036
284019000	Other Disodium Tetraborate(Refined Borax)	6 176 105	41 008 850	3 326 891	22 687 310
284020000	Other Borates	182 081	492 408	158 962	863 731
284030000	Peroxooborates (Perborates)	744	20 893	15 989	58 659
284130000	Sodium Dichromate	2 634	254 628	7 400	374 706
284150000	Other Chromates And Dichromates,Peroxochromates	2 707	20 194	18 381	120 924
284161000	Potassium Permanganate	0	147 864	0	382 496
284169000	Other Manganit, Manganat	519	19 630	3 011	104 255
284170000	Molybdates	5 210	38 324	53 730	386 143
284180000	Tungstates (Wolframates)	181	11 267	1 710	71 784
284190000	Oth Salts Of Oxometallic Orperoxometallic Acids	137 420	844 016	323 817	1 378 648
284210000	Double/Complex Silicates,Includ Aluminosilicates W.Or Not Chemic	1 481 594	14 142 071	828 547	7 971 635
284290100	Sodium Arsenite	0	4 778	0	151 674
284290200	Copper And/Or Chromium Salts	231	2 777	1 552	14 271
284290300	Oth Fulminates, Cyantates Andthiocyanates	24	1 374	775	16 283
284290900	Oth Salts Of Inorganic Acids/Peroxoacidincl Aluminosilicates , Oth T	56 523	772 049	204 723	2 323 790
284310000	Colloidal Precious Metals	2 372	21 321	235 736	1 804 887
284321000	Silver Nitrate	1 824	18 056	182 890	527 943
284329000	Other Silver Compounds	504	6 201	161 469	1 494 202
284330000	Gold Compounds	165	2 439	44 073	1 592 383
284390000	Other Amalgams And Other Compoundcolloidal Precious Metals	177	3 457	48 378	392 298
284420900	Ceramics Products & Mixtures Containinguranium Enriched In U235	1 440	1 506	2 140	2 278
284440110	Radium And Its Salts	0	208	0	56 467
284440190	Other Radioactive Elements & Isotopes &Compounds, Radioactive R	492	7 345	65 346	759 851
284440900	Ceramic Products & Mixtures Containingisotop Or Compound,Radio	203	9 082	192 103	3 638 019
284510000	Heavy Water (Deuterium Oxide)	0	236	0	1 520
284590000	Other Isotops Other Than Thoseheading 28.44	1	2 581	18	8 554
284610000	Cerium Compounds	3 998	32 133	54 948	389 643
284690000	Other Compounds, Inorganic Or Organic Of Rare-Earth Metal	35 587	112 019	245 065	735 117
284700100	Liquid Hydrogen Peroxide,Whether Or Notsolidified With Urea	1 412 925	9 534 306	640 681	4 177 025

I.3. IMPOR MENURUT KOMODITI / IMPORT BY HS COMMODITY

\*\*\* JULI/JULY 2014 \*\*\*

HS	Uraian Komoditi Commodity Description	Berat Bersih / Net Weight (Kg)		Nilai / Value C.I.F (US\$)	
		Bulan ini Current Month	Kumulatif Cum.Jan. to date	Bulan ini Current Month	Kumulatif Cum.Jan. to date
2847009000	Other Hydrogen Peroxide, Whether Or Notsolidified With Urea Othe	129 604	378 825	82 071	314 715
2848000000	Phosphides, Whether Or Not Chemicallydefined Excluding Ferropho	25 000	50 000	104 500	202 500
2849100000	Carbides, Whether Or Not Chemicallydefined Of Calcium	513 982	5 620 531	383 929	3 365 099
2849200000	Carbides, Whether Or Not Chemicallydefined Of Silicon	156 458	998 988	450 531	1 687 596
2849900000	Carbides, Whether Or Not Chemicallydefined Of Other Material	10 614	1 266 736	131 346	1 368 131
2850000000	Hydrides, Nitrides, Azides, Silicides And Borides, Oth Then Compoun	2 256	66 153	55 940	228 014
2852101000	Mercury Sulphate Whether Chemicallydefined	7	319	808	21 872
2852109000	Inorganic Or Organic Compoundsof Mercury Chemically Defined	98	375	8 220	54 115
2852901000	Mercury Tannates, Not Chemically Defined	0	215	0	2 816
2852909000	Inorganic Or Organic Compoundsof Mercury Not Chemically Definec	582	7 334	5 775	58 822
2853000000	Other Inorganic Componds(Incl Distil/Conductivity Water Of Simi	14 653	79 437	7 469	62 486
2901100000	Saturated Acyclic Hydrocarbons.	1 823 674	6 566 305	2 814 242	9 961 207
2901210000	Ethylene	60 745 918	374 220 646	85 511 558	530 826 633
2901220000	Propene (Propylene)	14 232 665	152 619 729	18 672 682	210 014 998
2901230000	Butene (Butylene) And Isomers Thereof	3 712 323	19 953 087	5 728 697	29 837 395
2901240000	Buta-1, 3-Diene And Isoprene	2 189 608	8 675 176	2 896 967	11 822 441
2901291000	Acetylene	15 507	103 879	12 438	142 053
2901299010	Linier Alpha Olefin	182	3 314 245	3 845	4 279 313
2901299090	Other Acyclic Hydrocarbons	1 406	76 523	36 404	449 449
2902110000	Cyclohexane	12 160	174 725	18 508	326 666
2902190000	Other Cyclanes	188 711	1 597 367	426 559	3 508 858
2902200000	Benzene	16 870 195	100 656 263	23 528 270	134 129 698
2902300000	Toluene	6 618 162	65 513 629	7 493 422	75 856 444
2902410000	O-Xylene	2 101	11 862 318	17 531	16 142 606
2902420000	M-Xylene	0	5	0	252
2902430000	P-Xylene	65 510 720	512 014 858	90 267 624	670 260 764
2902440000	Mixed Xylene Isomers	2 255 490	28 050 165	2 526 077	32 532 906
2902500000	Styrene	402 041	2 824 855	658 662	4 819 945
2902600000	Ethylbenzene	1	162	63	1 228
2902700000	Cumene	979 679	1 728 667	1 683 030	3 004 814
2902901000	Dodecylbenzene	10 065	181 529	14 490	390 215
2902902000	Alkylbenzenes	1	111 946	18	322 160
2902909000	Other Cyclic Hydrocarbons.	765 932	6 507 983	1 440 981	8 753 182
2903111000	Methyl Chloride	132 143	575 989	134 241	677 706
2903120000	Dichloromethane (Methylene Chloride)	613 331	6 850 957	379 567	4 085 648
2903130000	Chloroform (Trichloromethane)	7 586	23 650	12 207	138 156
2903150000	Ethylene Dichloride (Iso)1,2-Dichloroethane	0	1 396	0	21 323
2903191000	1,2-Dichloroethane (Ethylene Dichloride) And Dichlorobutates	871	1 820	4 340	9 657
2903199000	Other Saturated Chlorinated Derivativesof Acyclic Hidrocarbons	35 548	155 011	65 346	326 254
2903210000	Vinyl Chloride (Chloroethylene)	8 383 314	54 083 676	8 180 437	51 814 092
2903220000	Trichloroethylene	91 877	915 396	100 143	962 522
2903230000	Tetrachloroethylene (Perchloroethylene)	19 980	678 416	23 976	857 666
2903290000	Other Unsaturated Chlorinatedderivatives Of Acyclic Hydrocarbons	47 760	385 940	170 301	1 432 046
2903310000	Ethylene Dibromide (Iso)(1,2-Dibromoethane)	20 000	23 149	67 740	79 395
2903391000	Methyl Bromide	0	94 635	0	532 396
2903399000	Oth Fluorinated, Brominated/Iodinatedderivative Of Acyclic Hydroc	71 420	606 909	105 739	1 613 400
2903710000	Chlorodifluoromethane	113 534	1 192 046	289 722	2 790 064
2903720000	Diclorotrifluoroethanes	0	93 237	0	545 565
2903730000	Diclorofluoroethanes	80 000	578 832	158 200	1 198 542
2903740000	Chlorodifluoroethanes	29 804	149 026	92 728	552 328
2903750000	Dicloropentafluoropropanes	0	31 782	0	546 601
2903770000	Other, Perhalogenated Only With Fluorine And Chlorine	0	36 386	0	40 902
2903780000	Other Perhalogenated Derivatives	0	31 511	0	31 039
2903790000	Oth Halogenated Derivatives Of Acycliichydrocarbons Cont. Two/Mc	0	2	0	110
2903810000	1, 2, 3, 4, 5, 6-Hexachlorocyclohexane(Hch (Iso)), Incl. Lindane (Iso, I	1	343	57	1 274
2903890000	Other Halogenated Derivatives Of Cyclanic Cyclenic/Cycloterpenic H	2 000	5 000	15 200	25 230
2903910000	Chlorobenzene, O-Dichlorobenzene Andp-Dichlorobenzene	422 500	2 540 840	702 050	4 221 649
2903990000	Oth Halogenated Derivatives Of Aromatichydrocarbons	54 000	364 488	79 434	837 507
2904100000	Derivatives Containing Only Sulphogroups Their Salts And Ethyl Este	783 557	3 732 939	1 504 568	7 163 219
2904209000	Oth Derivatives Containing Only Nitro Or Only Nitroso Groups	604	16 806	13 499	42 806
2904900000	Oth Sulphonated, Nitrated Or Nitrosatedderivatives Of Hydrocarbor	1 817	382 474	13 020	946 535
2905110000	Methanol (Methyl Alcohol)	30 445 423	381 016 731	11 985 813	118 907 398
2905120000	Propan-1-OI(Propyl Alcohol) &Propan-2- OI (Isopropyl Alcohol)	1 914 742	14 126 256	2 718 277	19 509 979
2905130000	Butan-1-OI (N-Butyl Alcohol)	4 041 206	20 779 424	5 080 910	26 623 982

**I.3. IMPOR MENURUT KOMODITI / IMPORT BY HS COMMODITY**  
**\*\*\* JULI/JULY 2014 \*\*\***

H S	Uraian Komoditi Commodity Description	Berat Bersih / Net Weight (Kg)		Nilai / Value C.I.F (US\$)	
		Bulan ini Current Month	Kumulatif Cum.Jan. to date	Bulan ini Current Month	Kumulatif Cum.Jan. to date
2905140000	Other Butanols	1 296 678	4 335 223	1 463 991	5 354 622
2905160000	Octanol (Octyl Alcohol) And Isomersthereof	3 681 109	21 356 181	5 544 658	32 160 722
2905170000	Dodecan-1-Ol (Lauryl Alcohol), Hexadecan-1-Ol, And Octadecan-1-O	14 988	330 386	37 875	882 445
2905190000	Other Saturated Monohydric Alcohols	4 943	3 038 477	34 689	5 369 586
2905220000	Acyclic Terpene Alcohols	73 256	960 776	624 043	7 193 783
2905290000	Other Unsaturated Monohydric Alcohols	7 697	105 005	102 460	976 093
2905310000	Ethylene Glycol (Ethanediol)	41 516 921	271 654 873	42 878 636	291 167 588
2905320000	Propylene Glycol (Propane-1, 2- Diol)	2 728 460	20 944 830	4 817 918	35 982 353
2905390000	Other Diols	204 880	2 158 148	534 109	6 180 120
2905410000	2-Ethyl-2-(Hydroxymethyl) Propane-1,3-(Trimethylolpropane)	23 016	251 217	82 200	600 687
2905420000	Pentaerythritol	305 000	2 900 326	492 285	4 897 796
2905430000	Mannitol	22 758	178 695	140 714	910 866
2905440000	D-Glucitol (Sorbitol)	392 894	1 845 840	303 724	1 472 074
2905450000	Glycerol	125 410	1 250 703	256 391	1 870 569
2905490000	Other Polyhydric Alcohols	35 716	424 431	138 204	1 689 608
2905590000	Other Halogenated, Sulphonated,Nitratedderivatives Of Acyclic Alcc	1 665	132 591	27 505	700 343
2906110000	Menthol	56 318	749 067	1 318 986	18 106 141
2906120000	Cyclohexanol, Methylcyclohexanols Anddimethylcyclohexanols	0	1 856	0	13 887
2906130000	Sterols And Inositols	14 540	174 461	394 995	3 278 352
2906190000	Other Cyclanic, Cyclenic/Cycloterpenic	9 908	296 235	436 139	4 991 941
2906210000	Benzyl Alcohol	37 286	308 531	90 841	862 270
2906290000	Other Aromatic	31 445	410 414	277 555	3 172 955
2907110000	Phenol (Hydroxybenzene) And Its Salts	2 408 989	11 409 311	3 751 449	17 716 035
2907120000	Cresols And Their Salts	25	414 377	1 125	1 177 174
2907130000	Octylphenol, Nonylphenol And Theirisomers, Salts Thereof	319 466	1 453 851	595 060	2 939 277
2907150000	Naphthols And Their Salts	5 810	124 968	23 329	375 128
2907190000	Other Monophenols	58 844	629 799	313 096	2 338 559
2907210000	Resorcinol And Its Salts	28 775	267 370	158 184	1 456 271
2907220000	Hydroquinone (Quinol) And Its Salts	17 607	249 729	125 440	2 043 104
2907230000	4,4-Isopropylidenediphenol (Bisphenol A, Diphenylolpropane) And I	55 287	319 502	116 560	601 561
2907291000	Phenol-Alcohols	4 777	25 339	18 326	138 088
2907299000	Other Polyphenols; Phenol-Alcohols	24 247	329 552	182 378	1 431 761
2908110000	Pentachlorophenol (Iso)	0	41	0	919
2908190000	Oth Derivatives Containing Only Halogensubstituents And Their Salts	0	170 856	0	1 270 619
2908910000	Dinoseb (Iso) And Its Salts	0	119 416	0	477 590
2908920000	4,6-Dinitro-O-Cresol (Dnoc (Iso) And Its Salts	2 400	20 348	10 902	106 024
2908990000	Oth Halogenated, Sulphonated, Nitratedor Nitrosated Deriv. Of Phei	3 543	46 881	38 607	574 836
2909110000	Diethyl Ether	1 362	15 071	17 336	66 811
2909190000	Oth Acyclic Ethers And Their Halogenated, Sulphonated, Nitrated Or	67 789	216 880	73 533	553 687
2909200000	Cyclanic, Cyclenic Or Cycloterpenicethers & Their Halogenated,Sulpt	1 068	31 767	23 862	396 046
2909300000	Aromatic Ethers & Their Halogenated,Sulphonated, Or Nitrosated Di	75 796	474 170	533 314	4 218 778
2909410000	2,2-Oxydiethanol (Diethylene Glycol,Digol)	44 201	1 026 352	59 256	1 264 357
2909430000	Monobutyl Ethers Of Ethylene Glycol Orof Diethylene Glycol	130 673	10 800 678	274 883	16 226 707
2909440000	Other Monoalkylethers Of Ethylene Glycol Or Of Diethylene Glycol	123 858	2 856 317	241 027	5 581 485
2909490000	Other Ether-Alcohols, Their Halogenatedsulphonated, Nitrated Deriv	582 420	3 743 538	1 747 027	11 490 974
2909500000	Ether-Phenols, Ether-Alcohol-Phenols &Their Halogenated, Nitrated	13 450	172 063	392 847	2 323 134
2909600000	Alcohol Peroxides, Ether Peroxides, Ketone Peroxides & Their Halog	89 543	991 338	316 942	3 209 445
2910100000	Oxirane (Ethylene Oxide)	23 490	64 610	112 825	322 964
2910200000	Methyloxirane (Propylene Oxide)	1 824 337	16 653 142	3 283 807	29 476 775
2910300000	1-Chloro-2,3-Epoxypropane(Epichlorohydrin)	109 629	550 208	298 974	1 468 585
2910900000	Other Epoxides, Epoxyalcohols, Epoxy Phenols & Their Halogenated	534	2 379	29 030	138 492
2911000000	Acetals & Hemiacetals, Whether Or Notwith Other Oxygen Function	53 754	151 709	198 492	670 855
2912119000	Other Methanal (Formaldehyde)	0	411	0	29 518
2912120000	Ethanal (Acetaldehyde)	38	7 370	3 511	326 672
2912191000	Butanal	2 641	265 959	72 832	1 548 966
2912199000	Other Acyclic Aldehydes Without Otheroxygen Function	187 064	1 100 886	449 992	2 626 908
2912210000	Benzaldehyde	453	18 374	3 160	68 407
2912290000	Other Cyclic Aldehydes Without Otheroxygen Function	114 735	791 964	898 856	6 250 589
2912410000	Vanillin (4-Hydroxy-3-Methoxybenzal-Dehyde)	32 402	318 715	290 140	3 912 752
2912420000	Ethylvanillin (3-Ethoxy-4-Hydroxyben- Zaldehyde)	17 850	174 252	269 835	2 878 353
2912490010	Aldehyde-Alcohols	1 877	35 264	21 034	332 063
2912490090	Other Aldehyde-Ethers,Aldehyde-Phenols & Aldehydes With Other (	958	37 866	14 637	505 343
2912500000	Cyclic Polymers Of Aldehydes	1 226	16 451	11 291	140 044
2912600000	Paraformaldehyde	128 050	5 253 364	123 121	5 348 684

I.3. IMPOR MENURUT KOMODITI / IMPORT BY HS COMMODITY

\*\*\* JULI/JULY 2014 \*\*\*

HS	Uraian Komoditi Commodity Description	Berat Bersih / Net Weight (Kg)		Nilai / Value C.I.F (US\$)	
		Bulan ini Current Month	Kumulatif Cum.Jan. to date	Bulan ini Current Month	Kumulatif Cum.Jan. to date
2913000000	Halogenated,Sulphonated,Nitrated Ornitosated Deriv. Of Products	0	19 215	0	27 813
2914110000	Acetone	2 627 245	12 092 160	3 116 664	14 701 910
2914120000	Butanone (Methyl Ethyl Ketone)	644 477	17 753 016	992 472	25 487 294
2914130000	4-Methylpentan-2-One (Methyl Isobuthylketone)	0	1 710 855	0	3 111 644
2914190000	Other Acyclic Ketones Without Otheroxygen Function	16 500	119 542	99 368	571 175
2914220000	Cyclohexanone And Methylcyclohexanones	160 947	1 730 469	344 640	3 652 846
2914230000	Ionones And Methylionones	21 476	93 549	277 890	1 119 172
2914291000	Camphor	20 355	256 828	125 661	1 468 029
2914299000	Other Cyclanic, Cyclenic Or Cycloterpepenic Ketones Without Oth. C	116 241	764 583	904 736	9 018 192
2914390000	Other Aromatic Ketones Without Otheroxygen Function	2 311	220 605	39 963	966 942
2914400000	Ketone-Alcohols And Ketone-Aldehydes	53 459	300 000	147 771	1 542 297
2914500000	Ketone-Phenols & Ketones Without Otheroxygen Function	34 932	214 700	871 266	3 290 017
2914610000	Anthraquinone	0	20 312	0	179 062
2914690000	Other Quinones	98	1 304	31 489	396 731
2914700000	Halogenated, Sulphonated, Nitrated Ornitosated Derivatives	4 585	54 574	80 134	584 178
2915110000	Formic Acid	299 167	1 466 495	263 777	1 380 725
2915120000	Salts Of Formic Acid	70 090	1 418 929	53 296	810 488
2915130000	Esters Of Formic Acid	15 555	142 712	55 906	468 743
2915210000	Acetic Acid	6 466 584	62 135 286	3 931 785	34 803 283
2915240000	Acetic Anhydride	0	79 878	0	138 740
2915291000	Sodium Acetate; Cobalt Acetates	9 764	685 664	28 105	847 926
2915299000	Other Acetic Acid And Its Salts	118 891	1 255 236	681 275	5 181 456
2915310000	Ethyl Acetate	1 240 820	15 300 300	1 261 568	15 738 513
2915320000	Vinyl Acetate	2 447 781	22 522 832	3 302 135	26 421 371
2915330000	N-Butyl Acetate	1 576	1 943 180	12 518	2 469 990
2915360000	Dinoseb (Iso) Acetate	0	600	0	3 270
2915391000	Isobutyl Acetate	12 650	205 174	87 944	738 475
2915392000	2-Ethoxyethyl Acetate	0	27	0	642
2915399000	Other Esters Of Acetic Acid	759 560	8 006 463	1 988 995	17 355 245
2915400000	Mono-, Di- Or Trichloroacetic Acids,Their Salts And Esters	244 054	2 157 598	238 659	2 151 430
2915500000	Propionic Acids, Its Salts And Esters	201 819	2 691 699	556 711	6 123 297
2915600000	Butanoic Acids, Pentanoic Acids, Theirsalts And Esters	137 729	2 465 758	359 940	5 958 655
2915701000	Palmitic Acid, Its Salts And Esters	308 285	1 535 099	538 163	2 736 227
2915702000	Stearic Acid	35 967	677 594	76 286	1 331 335
2915703000	Salts And Esters Of Stearic Acid	430 965	3 270 708	837 409	6 590 719
2915901000	Acetyl Chloride	1 192	116 675	17 409	459 487
2915902000	Lauric Acid, Myristic Acid, Their Saltsand Esters	814 999	5 320 025	1 531 561	8 673 598
2915909000	Oth Saturated Acyclic Monocarboxylicacid And Their Anhydrides, Ha	186 732	1 844 004	685 164	7 002 805
2916110000	Acrylic Acid And Its Salts	663 599	4 541 320	1 239 971	8 812 884
2916120000	Esters Of Acrylic Acid	1 983 208	17 049 782	3 588 915	32 177 225
2916130000	Methacrylic Acid And Its Salts	68 000	738 136	178 475	1 921 551
2916141000	Methyl Methacrylate	3 618 650	29 113 028	7 651 152	59 583 732
2916149000	Other Esters Of Methacrylic Acid	205 615	1 995 720	713 302	6 215 173
2916150000	Oleic,Linoleic Or Linolenic Acids,Theirsalts And Esters	41 473	448 790	102 335	1 085 024
2916160000	Binapacryl (Iso)	0	1	0	2 167
2916190000	Oth Unsaturated Acyclic Monocarboxylicacids, Their Anhydrides,Hal	139 957	1 358 199	712 119	7 146 727
2916200000	Cyclanic/Cycloterpenic, Monocarbo Acids, Their Anhyd,Halid,Peroxy	89 197	646 542	3 765 395	21 146 590
2916310000	Benzoic Acid, Its Salts And Esters	297 676	4 101 764	604 863	7 941 182
2916320000	Benzoyl Peroxide And Benzoyl Chloride	95 325	696 651	169 009	1 296 333
2916340000	Phenylacetic Acid And Its Salt	186	1 181	4 729	14 064
2916391000	2,4-Dichlorophenyl Acetic Acid & Itssalts And Esters	4 168	1 002 310	19 750	3 027 390
2916392000	Esters Of Phenylacetic Acid	3 964	17 502	25 225	213 674
2916399000	Oth Aromatic Monocarboxylic Acids,Theiranhid,Halide&Peroxi,Per	51 026	346 268	703 040	3 256 686
2917110000	Oxalic Acid, Its Salts And Esters	50 528	604 714	49 658	631 069
2917121000	Diocetyl Adipata, Ita Salts And Esters	127 679	1 765 970	225 567	3 211 704
2917129000	Oth Adipic Acid, Its Salts And Esters,Oth Than Diocetyl Adipata	95 231	438 228	216 588	964 702
2917130000	Azelaic Acid, Sebacic Acid, Their Saltsand Esters	20 943	218 650	85 137	925 771
2917140000	Maleic Anhydride	25 038	1 638 927	55 535	2 894 734
2917190000	Other Acyclic Polycarboxylic Acids,Their Anhyd,Halid,Peroxid&Perox	115 767	752 765	335 694	2 293 426
2917200000	Cyclanic, Cyclenic Or Cycloterpenic Polycarboxylic Acids, Their Anhy	99 023	1 077 797	243 790	2 422 537
2917320000	Diocetyl Orthophthalates	344 384	2 451 271	484 143	3 714 260
2917330000	Dinonyl Or Didecyl Orthophthalates	20 042	714 156	60 358	1 662 486
2917341000	Dybutyl Orthophthalatas	32 000	397 554	55 958	788 706
2917349000	Other Esters Of Orthophthalic Acid	110 645	1 061 880	267 180	2 350 096

I.3. IMPOR MENURUT KOMODITI / IMPORT BY HS COMMODITY

\*\*\* JULI/JULY 2014 \*\*\*

H S	Uraian Komoditi Commodity Description	Berat Bersih / Net Weight (Kg)		Nilai / Value C.I.F (US\$)	
		Bulan ini Current Month	Kumulatif Cum.Jan. to date	Bulan ini Current Month	Kumulatif Cum.Jan. to date
2917350000	Phthalic Anhydride	3 473 671	26 174 178	4 421 604	35 910 953
2917360000	Terephthalic Acid And Its Salts	140	1 154 069	745	1 127 404
2917370000	Dimethyl Terephthalate	0	150 147	0	206 991
2917391000	Triocyltrimellitate	186 133	1 467 626	413 478	3 176 299
2917392000	Oth Phthalic Compound Of Kind Used Asplasticisers&Ester Of Phthalic	35 098	105 236	61 144	189 407
2917399000	Oth Aromatic Polycarboxylic Acids, Their Anhydrides, Halides & Perc	718 938	5 410 926	1 139 909	8 909 874
2918110000	Lactic Acid, Its Salts And Esters	187 927	1 766 903	446 418	3 926 953
2918120000	Tartaric Acid	19 537	196 920	85 317	601 725
2918130000	Salts And Esters Of Tartaric Acid	77 586	483 632	184 941	1 061 292
2918140000	Citric Acid	1 777 052	23 252 531	1 724 062	20 935 589
2918151000	Calcium Citrata	199 000	1 096 048	380 120	1 732 780
2918159000	Other Salts And Esters Of Citric Acid	452 799	4 797 962	560 953	6 152 986
2918160000	Gluconic Acid, Its Salts And Esters	451 154	3 657 330	438 386	3 648 100
2918190000	Oth Carboxylic Acids W/ Alcohol Func Butw/O Oth Oxygen Func, The	19 688	439 536	112 675	1 561 542
2918210000	Salicylic Acid And Its Salts	42 148	238 146	136 381	759 677
2918220000	O-Acetylsalicylic Acid,Its Salts Andesters	21 900	166 404	75 943	648 429
2918230000	Oth Ester Of Salicylic Acid And Theirsalts	92 243	1 288 294	341 386	4 776 652
2918291000	Alkyl Sulphonic Ester Of Phenol	2 719	53 107	22 401	262 347
2918299000	Oth Carboxylic Acids W/ Phenol Func Butw/O Oxygen Func,Their An	18 050	401 636	170 930	3 196 169
2918300000	Carboxylic Acids W/ Aldehyde/Ketone Func But W/O Oxygen Func &	27 069	504 154	387 583	5 181 292
2918910000	2,4,5-T(Iso) (2,4,5-Trichlorophenoxyacetic Acid), Its Salt & Esters	38 000	117 324	91 680	317 870
2918990000	Oth Carboxylic Acid W/ Oxygen Func&Halid,Anhyd,Peroxid,Peroxyac	30 159	738 570	376 450	5 660 380
2919100000	Tris(2,3-Dibromopropyl) Phosphate	6 094	71 908	24 854	333 298
2919900000	Oth Phosphoric Ester & Their Salts Inclactophosphates,Their Haloge	39 128	360 486	147 623	1 089 201
2920110000	Parathion (Iso) & Parathion-Methyl (Iso) (Metylparathion)	3 607	61 506	31 611	657 580
2920190000	Oth Thlophosphoric Esters And Theirsalts,Their Halogeneted,Nitrate	50 430	510 284	65 500	928 798
2920901000	Dimethyl Sulphate (Dms)	51 643	279 676	204 163	493 155
2920909000	Oth Esters Of Oth Inorganic Acids Of Nonmetal&Their Salts,Than Dir	528 842	827 420	676 896	1 489 559
2921110000	Methylamine, Di- Or Trimethylamine Andtheir Salts	68 407	1 067 858	108 993	2 034 859
2921190000	Oth Acyclic Monoamines & Their Derivative,Salts Thereof	390 505	6 514 203	771 440	16 139 130
2921210000	Ethylenediamine And Its Salts	246 559	2 119 614	661 667	4 914 957
2921220000	Hexamethylenediamine And Its Salts	29 275	181 920	82 268	845 479
2921290000	Oth Acyclic Polyamines & Their Derivative; Salt Thereof	261 390	2 580 948	826 135	7 837 423
2921300000	Cyclanic, Cyclenic /Cycloterpenic Mono/Polyamines&Their Derivativ	408 203	5 628 960	823 922	11 303 765
2921410000	Aniline And Its Salts	150 500	706 574	560 019	2 134 108
2921420000	Aniline Derivatives And Their Salts	154 637	1 078 893	443 439	3 824 737
2921430000	Toluidines & Their Derivatives; Saltsthereof	0	21 569	0	209 367
2921440000	Diphenylamine & Its Derivatives; Saltsthereof	30 392	110 335	94 174	506 472
2921450000	1-Naphthylamine (_-Naphthylamine),2-Naphthylamine (?-Naphthyl	55 223	600 884	301 877	3 509 018
2921490000	Oth Aromatic Monoamines & Their Derivate; Salts Thereof	331	32 781	1 713	1 060 254
2921510000	O-,M-,P-Phenylenediam, Diaminotoluenes& Their Derivatives; Salts	371 376	2 416 048	1 250 658	8 007 755
2921590000	Oth Aromatic Polyamines & Their Derivate; Salts Thereof	352 082	2 515 399	1 270 358	12 374 698
2922110000	Monoethanolamina And Its Salts	16 800	701 587	24 864	1 106 048
2922120000	Diethanolamine And Its Salts	55 563	1 640 672	83 148	2 432 195
2922130000	Triethanolamine And Its Salts	36 947	1 602 860	69 075	3 010 615
2922191000	Ethambutol &Its Salts, Esters&Oth Derivesuitable For Produc Of Ant	0	37 388	0	960 471
2922192000	D-2-Amino-N-Butyl-Alcohol	1 726	227 842	10 527	578 995
2922199000	Oth Amino-Alcohols,Cont One Kind Of Oxygfunc, Their Athers&Ester	31 929	1 000 845	345 600	10 785 371
2922210000	Amino Hydroxynaphthalene Sulphonic Acids And Their Salts	125 942	1 570 868	1 482 148	12 125 538
2922290000	Oth Amino Naphthols&Oth Amino Phenol Cont One Kind Of Oxygen F	30 911	293 684	384 667	2 868 986
2922390000	Oth Amino Aldehydes, Amino Ketones&Aminoquinones Cont One Ki	3 807	16 369	79 674	245 513
2922410000	Lysine And Its Esters; Salts Thereof	1 092 596	8 124 948	1 453 884	10 212 727
2922421000	Glutamic Acid	2 450	13 524	15 377	133 878
2922422000	Monosodium Glutamate (Msg)	2 545 585	18 723 193	2 884 699	20 450 104
2922429000	Oth Salt Of Glutamic Acid	3 318	38 147	16 532	215 587
2922430000	Anthranilic Acid And Its Salts	0	16	0	852
2922491000	Mephenamic Acid And Its Salts	83 051	727 688	945 748	7 392 644
2922499000	Oth Amino Acids, Cont One Kind Of Oxygenfunc & Their Esters; Salt	284 941	2 564 832	1 595 821	13 909 505
2922501000	P-Aminosalicylic Acid & Its Salts,Esterand Other Derivatives	610 245	2 689 400	1 207 389	5 055 873
2922509000	Oth Amino-Alcohol/Amino-Acid-Phenols&Othamino Compound W/	245 261	1 141 718	1 143 618	5 996 101
2923100000	Choline And Its Salts	674 795	6 095 295	780 869	7 282 353
2923201000	Lecithins, Whether Or Not Chemicallydefined	881 440	8 295 960	1 157 944	10 361 504
2923209000	Phosphoaminolipids, Whether Or Notchemically Defined	28 124	187 244	57 589	350 978
2923900000	Oth Quarternary Ammonium Salts Andhydroxides Whether/Not Che	266 420	2 613 646	340 470	4 861 345



I.3. IMPOR MENURUT KOMODITI / IMPORT BY HS COMMODITY

\*\*\* JULI/JULY 2014 \*\*\*

HS	Uraian Komoditi Commodity Description	Berat Bersih / Net Weight (Kg)		Nilai / Value C.I.F (US\$)	
		Bulan ini Current Month	Kumulatif Cum.Jan. to date	Bulan ini Current Month	Kumulatif Cum.Jan. to date
2924120010	Monocrotophos (Iso)	0	2 873	0	37 711
2924120090	Fluoroacetamide (Iso) & Phosphamidon(Iso)	0	13 157	0	86 193
2924190000	Oth Acyclic Amides (Incl Acyclic Carbamates) & Their Derivatives; Sa	156 470	2 049 251	617 021	4 514 510
2924211000	4-Ethoxyphenylurea (Dulcin)	1 000	2 266	11 919	21 363
2924212000	Diuron And Monouron	29 200	170 132	123 200	760 530
2924219000	Oth Ureines & Their Derivatives; Saltsthereof	37 527	109 718	245 735	823 719
2924291000	Aspartame	82 585	1 072 773	1 353 982	15 568 445
2924292000	Butylphenylmethyl Carbamate, Methylisopropyl Phenyl Carbamate	33 787	495 029	127 718	1 879 660
2924299010	Asetaminophen(Paracetamol);Salicylamide; Ethoxybenzamide	483 052	4 216 773	1 845 948	16 107 952
2924299090	Oth Cyclic Amides(Incl Cyclic Carbamate) And Their Derivatives; Salt	102 310	938 518	755 537	8 295 221
2925110000	Saccharin And Its Salts	20 000	278 148	207 000	2 057 911
2925190000	Oth Imides & Their Derivatives; Saltsthereof	36 790	151 199	126 499	876 681
2925290000	Oth Imines And Their Derivatives; Andsalts Thereof	69 568	227 537	390 468	1 739 133
2926100000	Acrylonitrile	579 374	4 175 815	1 228 820	8 655 128
2926200000	1-Cyanoguanidine (Dicyandiamide)	46 300	396 224	171 135	1 831 377
2926300000	Fenproporex (Inn) & Its Salts, Methadone(Inn) Intermediate(4-Cyno-	0	1 723	0	5 760
2926900000	Other Nitrile-Function Compounds	97 887	607 406	3 867 631	16 180 571
2927001000	Azodicarbonamide	105 204	1 552 857	249 774	3 536 996
2927009000	Oth Diazo-, Azo- Or Azoxy-Compounds	155 378	1 216 029	531 020	4 161 093
2928001000	Linuron	65	41 215	205	206 583
2928009000	Oth Organic Derivatives Of Hidrazine Orof Hydroxylamine	168 707	562 397	485 387	2 543 206
2929101000	Diphenylmethena Dilsocyanata (Mdi)	1 615 842	10 078 541	3 602 825	23 330 703
2929102000	Toluene Dilsocyanate	1 869 740	24 171 918	4 194 705	51 817 943
2929109000	Oth Isocyanates	571 960	3 103 205	701 983	5 530 533
2929901000	Sodium Cyclamate	0	57 000	0	133 665
2929909000	Oth Compounds With Other Nitrogen Funct	2 830	28 130	9 261	218 499
2930200000	Thiocarbamates And Dithiocarbamates	283 747	2 735 710	1 633 486	14 076 733
2930300000	Thiuram Mono-, Di- Or Tetrasulphides	24 307	115 876	110 371	763 975
2930400000	Methionine	2 152 908	16 765 397	7 563 713	57 518 401
2930500000	Captafol (Iso) & Methamidophos (Iso)	0	88	0	9 240
2930901000	Dithocarbonates	27 297	116 289	164 356	680 496
2930909000	Oth Organo-Sulphur Compounds	1 232 448	7 169 249	4 002 434	26 977 698
2931101000	Tetramethyl Lead	0	10 245	0	208 383
2931200000	Tributyltin Compounds	4 318	4 318	8 400	8 400
2931902000	N-(Phosphonomethyl) Glycine And Saltsthereof	1 295 000	15 043 663	5 763 483	74 584 860
2931903000	Ethephone	32 675	318 133	420 660	2 633 509
2931904100	Organo-Arsenic Compounds In Liquid Form	194 733	811 712	736 569	2 520 034
2931904900	Organo-Arsenic Compounds Not Liquid Form	222 422	1 158 027	1 076 718	5 106 981
2931909010	Dimethyltin Dicloride (Dmtddl)	23 326	670 920	59 748	2 793 684
2931909090	Oth Of Oth Organo-Inorganic Compounds	27 988	588 498	227 713	2 307 405
2932110000	Tetrahydrofuran	29 144	206 775	92 734	716 815
2932120000	2-Furaldehyde (Furfuraldehyde)	0	40 626	0	82 460
2932130000	Furfuryl Alcohol And Tetrahydrofurfurylalcohol	69 648	508 659	118 167	907 508
2932190000	Oth Comp Cont An Unfused Furan Ring(Whet/Not Hydrogenated) Ir	16 345	106 576	412 853	3 512 263
2932200010	Coumarin, Methylcoumarins Andethylcoumarins	11 939	131 759	103 848	1 252 782
2932200090	Other Lactones	59 231	599 894	786 741	6 572 708
2932930000	Piperonal	9 106	37 456	222 074	926 467
2932991000	Carbofuran	95 324	987 251	1 680 627	18 024 510
2932999000	Oth Compound Contain Unfused Furan Ring(Whet/Not Hydrogenate	10 739	618 472	450 952	10 154 340
2933111000	Dipyron (Analgin)	64 221	251 075	612 868	2 704 056
2933119000	Oth Phenazone (Antipyrin) And Its Derive	7 653	113 658	127 444	2 018 043
2933190000	Oth Compound Contain An Unfused Pyrazole Ring (Whet/Not Hydro	24 345	217 058	1 300 308	7 121 087
2933210000	Hydantoin And Its Derivatives	1 333	39 272	31 415	326 803
2933291000	Cimetidine	4 831	12 557	58 280	159 102
2933299000	Oth Compounds Cont An Unfused Imidazolering (Whet/Not Hydroh	59 145	495 929	1 036 979	6 955 372
2933310000	Pyridine And Its Salts	64 786	1 031 048	235 656	5 326 092
2933320000	Piperidine And Its Salts	8	31	494	5 215
2933330000	Alfentanil (Inn), Anileridine (Inn), Bezitramide(Inn),Bromazepam(Inn	0	63	0	38 081
2933391000	Chlorpheniramine And Isoniazid	45 623	198 060	417 057	2 374 729
2933393000	Paraquat Salts	1 143 275	9 549 395	3 659 525	31 219 011
2933399000	Oth Compound Cont Unfused Pyridine Ring(Whet/Not Hydrogenate	360 157	1 510 030	4 447 300	21 346 918
2933490000	Oth Comp Cont In Struc A Quinoline/Isoquinoline Ring-Syst(Whet/N	48 278	190 492	802 133	3 791 537
2933520000	Malonylurea (Barbituric Acid) And Itssalts	6	382	3 738	11 398
2933530000	Allobarbital(Inn),Amoberbital(Inn), Barbital(Inn),Butalbital,Butobarb	0	41	0	4 778

I.3. IMPOR MENURUT KOMODITI / IMPORT BY HS COMMODITY

\*\*\* JULI/JULY 2014 \*\*\*

H S	Uraian Komoditi Commodity Description	Berat Bersih / Net Weight (Kg)		Nilai / Value C.I.F (US\$)	
		Bulan ini Current Month	Kumulatif Cum.Jan. to date	Bulan ini Current Month	Kumulatif Cum.Jan. to date
2933540000	Other Derivative Of Malonylurea (Barbituric Acid), Salts Thereof	177	1 471	1 568	16 834
2933591000	Diazinon	28	222 518	1 450	793 286
2933599000	Oth Comp Cont Pyrimidine Ring (Whet/Nothydrogenated)/Piperazir	52 411	551 920	1 753 481	15 137 400
2933610000	Melamine	968 700	11 725 372	1 082 436	14 768 710
2933690000	Oth Comp Cont Unfused Triazine Ring(Whet/Not Hydrogenated) In S	901 729	7 193 941	1 561 852	12 312 170
2933710000	6-Hexanelactam (Epsilon-Caprolactam)	2 814 751	20 643 310	6 267 635	47 423 372
2933720000	Clobazam (Inn) And Methpyrlyon (Inn)	10	105	88 325	287 155
2933790000	Oth Lactams Oth Than 6-Hexanelactam &Clobazam & Methpyrlyon	25 689	263 321	269 281	2 088 790
2933910000	Alprazolam(Inn), Camazepam,Chlordiazepoxide(Inn), Clonazepam,Et	1	403	610	289 685
2933991000	Mebendazole Or Parbendazole	7 335	49 647	136 600	876 686
2933999000	Oth Heterocyclic Compounds With Nitrogenhetero-Atom(S) Only	117 707	700 989	1 018 515	9 699 103
2934100000	Compounds Contain Unfused Thiazole Ring(Weth/Not Hydrogenate)	12 899	100 743	343 318	1 731 940
2934200000	Compound Containing In Structure A Benzothiazole Ring-System, Nc	169 365	1 393 591	716 029	5 224 469
2934300000	Compound Containing In Structure A Phenothiazine Ring-System,No	12 133	80 596	96 110	881 864
2934991000	Nucleic Acid And Its Salts	56 132	287 684	381 216	2 074 592
2934992000	Sultones, Sultams, Diltiazem	85	12 671	13 536	4 269 190
2934993000	6-Amino Penicillanic Acid	0	9 228	0	52 476
2934994000	3-Azido-3- Deoxythymidine	0	4 697	0	30 562
2934995000	Oxadiazon, With A Minimum Purity Of 94%	0	46	0	989
2934999000	Other Nucleic Acids&Their Salts,Whet/Not Chemically Define;Oth Hi	491 280	2 239 014	7 561 327	42 177 061
2935000000	Sulphonamides.	209 352	1 868 069	2 000 189	18 744 651
2936210000	Vitamins A & Their Derivatives	35 468	281 573	911 689	7 125 911
2936220000	Vitamins B1 & Its Derivatives	29 391	220 537	739 708	4 869 339
2936230000	Vitamin B2 & Its Derivatives	12 008	126 182	201 928	3 551 524
2936240000	D-Or DI-Pantothenic Acid (Vit B3 Orvit B5) & Its Derivatives	50 964	565 136	811 807	5 914 458
2936250000	Vitamin B6 & Its Derivatives	21 387	284 338	492 943	6 628 643
2936260000	Vitamin B12 & Its Derivatives	2 685	51 210	257 350	2 197 522
2936270000	Vitamin C & Its Derivatives	168 859	1 976 244	1 105 199	12 439 496
2936280000	Vitamin E & Its Derivatives	190 794	998 560	4 140 281	15 365 129
2936290000	Oth Vitamins & Their Derivatives	117 017	902 876	1 463 755	10 540 507
2936900000	Provitamin, Incl Natural Concentrates,&Its Derivative For Vit, Interm	488 505	2 281 799	2 827 858	16 379 761
2937190000	Oth Polypeptide/Protein/Glycoprotein&hormones,Its Derivative&Stu	3	28	578	18 849
2937210000	Cortisone,Hydrocortisone, Prednisone&Prednisolone (Dehydrohydr	395	3 557	295 007	2 451 249
2937220000	Halogenated Derivatives Of Corticosteroidal Hormones	226	3 822	360 285	4 620 612
2937230000	Oestrogens & Progestogens	82	3 953	224 981	4 984 873
2937290000	Oth Steroidal Hormone, Their Derivative&Structural Analogues	457	2 159	650 937	3 474 045
2937500000	Prostaglandins,Thromboxanes&Leukotrienes ,Their Derivatives & Sti	10	91	29 302	220 618
2937901000	Hormones Of Oxygen-Function Amino-Compounds	44 005	218 019	415 628	2 268 318
2937909000	Oth Hormone, Its Derivative & Structural Analogues	451	4 499	173 377	892 382
2938100000	Rutoside (Rutin) & Its Derivatives	6 000	56 026	43 440	541 157
2938900000	Oth Glycoside, Natural/Reprod By Synth& Their Salts,Ethers,Esters	7 503	44 812	375 137	2 761 735
2939111000	Concentrates Of Poppy Straw And Saltsthereof	0	897	0	476 299
2939190000	Oth Alkaloids Of Opium & Their Derivates; Salts Thereof	100	1 227	71 500	280 861
2939201000	Quenine And It Salts	2	3	144	188
2939209000	Oth Alkaloid Of Cinchona And Heir Derivatives; Salts Thereof, Oth Th	0	971	0	30 975
2939300000	Caffeine & Its Salts	11 628	313 279	134 662	2 981 022
2939410000	Ephedrine & Its Salts	0	7 052	0	406 031
2939420000	Pseudoephedrine (Inn) & Its Salts	1 376	14 128	95 806	867 053
2939440000	Norephedrine & Its Salte	0	25	0	1 716
2939490010	Phenylpropanolamine Hcl (Ppa)	1 375	11 775	65 625	558 929
2939490090	Oth Ephedrines And Their Salts Oth Thanephedrin, Pseudo, Cathine	1	1	46	46
2939590000	Oth Theophylline & Aminophylline & Theirderivative;Salts Thereof, (	2 913	65 100	184 036	2 093 469
2939620000	Ergotamine (Inn) & Its Salts	0	5	0	58 827
2939690000	Oth Alkaloids Of Rye Ergot &Its Derivative; Salts Thereof	1	17	29 000	126 359
2939911000	Cocaine & Its Derivatives	44	44	2 541	2 541
2939991000	Nicotine Sulphate	1	23	114	3 560
2939999000	Oth Vegetable Alkaloids, Natural/ReprodBy Synthesis;Their Salts,Et	133	3 714	470 912	3 012 783
2940000000	Sugars, Chemically Pure Oth Than Sucrose,Lactose, Maltose, Glucose	305 275	1 468 100	1 705 420	7 456 994
2941101100	Amoxicillins & Its Salts, Non-Sterile	22 578	71 563	669 855	2 814 014
2941101900	Amoxicillins & Its Salts, Sterile	135 566	972 894	4 074 560	28 453 358
2941102000	Ampicillin & Its Salts	11 500	139 362	486 850	4 420 272
2941109000	Oth Penicillins &Their Derive W/ Penicillanic Acid Structure; Salt The	800	21 547	167 036	4 779 589
2941200000	Streptomycins & Their Derivatives; Saltthereof	221	11 458	10 270	310 874
2941300000	Tetracyclines & Their Derivatives; Saltthereof	22 901	163 742	384 741	3 312 490

I.3. IMPOR MENURUT KOMODITI / IMPORT BY HS COMMODITY

\*\*\* JULI/JULY 2014 \*\*\*

HS	Uraian Komoditi Commodity Description	Berat Bersih / Net Weight (Kg)		Nilai / Value C.I.F (US\$)	
		Bulan ini Current Month	Kumulatif Cum.Jan. to date	Bulan ini Current Month	Kumulatif Cum.Jan. to date
2941400000	Chloramphenicol & Its Derivatives; Saltthereof	15 094	123 983	472 381	4 071 189
2941500000	Erythromycin & Its Derivatives; Saltthereof	3 961	35 788	357 964	4 590 802
2941900000	Oth Antibiotics	180 165	951 625	5 635 810	32 607 086
2942000000	Oth Organic Compounds.	40 289	846 028	1 378 804	10 576 367
3001200000	Extracts Of Glands Or Oth Organs Or Oftheir Secretions, For Organo-	100	937	7 263	112 794
3001900000	Gland&Oth Organ For Organo-Therapeutic&Human/Animal Substan	121	864	168 416	1 560 461
3002101000	Plasma Protein Solutions	2 092	42 320	437 499	13 716 063
3002103000	Antisera&Modified Immunological Productwhet/Not Modified/Obta	3 692	32 465	2 321 697	9 592 237
3002109000	Oth Blood Fractions, Whet/Not Modified/Obtain By Biotechnologica	85	15 279	22 191	4 164 225
3002202000	Pertusis, Measles, Meningitis Or Poliovaccines	23	8 574	9 000	9 123 882
3002209010	Hepatitis Vaccine	1 844	9 503	281 500	6 047 246
3002209090	Oth Vaccines For Human Medicine Oth Than Tetanus,Partusis,Messl	1 377	39 440	636 488	15 778 571
3002300000	Vaccines For Veterinary Medicine	62 043	423 199	2 567 010	19 404 479
3002900000	Human Blood;Animal Blood For Therapeutic,Prophylactic/Diagnostic	11 565	60 513	291 152	3 417 367
3003101000	Medicaments Cont Amoxicillin (Inn) Or Itssalts, Not For Retail Sale	0	3 563	0	31 810
3003109000	Oth Medcni Cont Penicillins /Derivative'Sw/ Penicillanic Acid Stru,No	135	10 055	81 489	1 943 281
3003200000	Medicaments Containing Oth Antibiotics	1 540	30 600	9 405	1 521 044
3003390000	Medicaments Cont Hormon Oth Insulin/Prodhead 2937 Not Cont Ar	4 863	20 389	21 902	174 504
3003400090	Medicament Cont Alkaloid/Drv Not Containharmone/Head 2937/An	0	2 653	0	1 068 427
3003900000	Oth Medicaments Cont Mix _2 Constituentsfor Therapeutic/Prophyl	88 451	140 891	753 391	2 543 535
3004101600	Medicaments Cont Ampicillin,Amoxycillin/Their Salts, Of A Kind Tak	576	5 591	6 499	57 226
3004101900	Oth Medicaments Cont Penicillins/Theirderivatives, In Doses/For Re	2 905	80 905	38 870	2 006 293
3004102900	Medicaments Cont Streptomycins/Derivativ,Other Than Ointment F	0	4 087	0	1 279 107
3004201000	Medicaments Cont Gentamycin, Lincomycin,Sulfamethoxazole/Deri	0	10	0	32 500
3004203100	Medicaments Cont Erythromycin/Its Derivative For Taking Orally, Fo	0	11 968	0	171 720
3004203200	Medicaments Cont Erythromycin/Its Derivative In Ointment Form, F	0	3 860	0	534 369
3004203900	Oth Medicaments Cont Erythromycin/Derive,Oth For Taking Orally/(	114	792	37 945	412 773
3004207100	Medicaments Cont Tetracycline/Chloramphenicols/Derive For Taker	0	9 111	0	68 339
3004207900	Medicaments Cont Tetracycline/Chloramphenicols/Derive Oth Take	12 107	53 287	192 166	717 915
3004209100	Oth Medicaments Cont Oth Antibiotics For Taking Orally/Ointment I	2 549	20 177	389 063	2 746 755
3004209900	Oth Medicaments Cont Oth Antibiotics Oth Taking Orally/Ointment	12 230	295 181	339 661	6 785 664
3004310000	Medicaments Contain Insulin-But Not Contantibiotics, In Dosses/For	19 854	59 981	7 443 941	22 849 615
3004324000	Medicaments Cont Hydrocortisone Sodiumsuccinate/Fluocinolone A	600	600	2 343	2 343
3004329000	Oth Med Cont Corticosteroid Hormon,Theirderivative/Struc Analog,	995	2 914	97 501	350 900
3004390000	Oth Med Cont Hormon Oth Than Coricosteroid&Insulin,Not Cont An	45 417	447 087	931 995	10 421 512
3004401000	Medicaments Cont Morphine/Its Derivative ,For Injection, In Dosses	0	8 814	0	565 151
3004402000	Medicaments Cont Quinine Hydrochloride/Dihydro-Chlorid,For Injec	0	297	0	8 973
3004407000	Medicaments Cont Atropine Sulphate, Indosses/For Retail Sale	80	347	9 311	113 182
3004409010	Medicaments Cont Morphine/Its Derivative,For Taking Orally, In Dos	163	445	69 177	342 473
3004409090	Medi Cont Oth Alkaloids/Derive Thereof,Not Cont Hormones/Antibi	6 473	131 659	333 901	4 248 376
3004501000	Oth Medicament Cont Vitamins Of A Kindsuitable For Children In Sy	12 202	22 665	86 046	250 998
3004502100	Oth Medicament Cont Vitamins > 1 Of Kind Taken Orally	454	2 796	23 651	70 998
3004502900	Oth Medicament Cont Vitamins>1 Oth Thanof Kind Taken Orally	2 800	37 211	148 589	1 406 171
3004509100	Oth Medicaments Cont Vitamins A,B Or C	649	2 213	67 346	315 291
3004509900	Oth Medicament Cont Vitamin (Oth Than A,B,C) Or Oth Products Of	4 516	144 560	389 579	3 774 291
3004901000	Transdermal Therapeutic Systems Patchesfor Cancer Treatment Or I	698	10 884	242 353	2 299 329
3004902000	Closed Sterile Water For Inhalation,Pharmaceutical Grade	0	3 163	0	16 804
3004903000	Antiseptics	108 396	398 331	368 766	2 143 499
3004904900	Oth Anaesthetics Oth Than Cont Procainehydrochloride	424	8 628	336 986	2 877 838
3004905100	Analgesics,Antipyretic&Oth Med Cont Paracetamol/Dipyrone,Acetyl	1 051	3 598	82 716	271 739
3004905200	Analgesics,Antipyretics & Oth Med Contchlorphenimamine Maleate	0	10	0	9 919
3004905500	Oth Analgesic,Antipyretic&Oth Cough/Coldmedicament, In Liniment	0	1 593	0	12 248
3004905990	Oth Analgesics,Antipyretics & Oth Cough/Cold Medicmn, Whet/Not	752	33 289	212 457	2 461 631
3004906100	Antimalarials Cont Artemisinin, Artesunate Or Chloroquine	0	1 473	0	101 016
3004906300	Other Antimalarials Used For Herbalmedicaments	3	3	303	303
3004907100	Anthelmintic Containing Piperazine Ormebendazole (Inn)	0	3 699	0	14 125
3004907900	Other Anthelmintic Oth Than Use Forherbal Medicaments	0	1 040	0	83 200
3004908100	Oth Med For Cancer,Hiv/Aids/Oth Intractable Disease Cont Deferox	476	9 349	76 389	1 542 785
3004908200	Anti Hiv/Aids Medicaments	665	2 776	199 064	573 356
3004908900	Oth Medicaments For Other Intractablediseases Oth Than Hiv/Aids	3 296	28 196	2 899 582	30 815 387
3004909100	Oth Medicam Cont Sodium Chloride/Glucose, For Infusion	79 994	3 208 332	140 170	4 214 667
3004909200	Oth Medicam Cont Sorbitol/Salbutamol For Infusion	3 488	14 921	222 987	1 230 245
3004909400	Oth Medicam Cont Cimetidine/Ranitidine,Oth Than For Injection/Inl	617	7 794	422 363	2 839 594
3004909800	Other Medicament For Herbal Medicaments, For Retail Sale	42 229	520 291	212 582	2 124 220

I.3. IMPOR MENURUT KOMODITI / IMPORT BY HS COMMODITY

\*\*\* JULI/JULY 2014 \*\*\*

H S	Uraian Komoditi Commodity Description	Berat Bersih / Net Weight (Kg)		Nilai / Value C.I.F (US\$)	
		Bulan ini Current Month	Kumulatif Cum.Jan. to date	Bulan ini Current Month	Kumulatif Cum.Jan. to date
3004909900	Other Medicaments Oth Than Herbal Medicaments, For Retail Sale	831 818	5 877 729	24 470 176	156 425 506
3005101000	Adhesive Dressing&Oth Articles W/ Adhesive Layer,Impregnate/Coa	1	5	47	540
3005109000	Adhesive Dressing&Oth Articles W/ Adhesive Layer Than Impreg/Co	7 539	34 624	72 478	361 530
3005901000	Bandages,Impregnated/Coated W/ Pharmacysubst,For Retail For M	1 450	182 847	15 474	2 339 727
3005902000	Gauze, Impregnated/Coated W/ Pharmacysubst,For Retail For Medi	28 025	101 405	454 187	1 984 771
3005909000	Wadding&Similar Articles,Impregnated/Coate W/Pharmacy Subst,Fc	28 828	101 323	657 096	2 235 354
3006101000	Sterile Absorbable Surgical/Dental Yarn; Sterile Surgical/Dental Adh	2 127	23 976	399 015	3 216 371
3006109000	Sterile Surgical Catgut,Sterile Adhesive Tissue For Surgicl Wound Clo	2 771	24 535	702 010	5 622 788
3006200000	Blood-Grouping Reagents	570	7 523	111 861	1 877 217
3006301000	Barium Sulfate (For Taking Orally)	0	155	0	3 396
3006302000	Reagents Of Microbial Origin Of Kindsuitabel For Veterinary Biologic	1 146	6 622	32 783	1 330 212
3006303000	Oth Microbial Diagnostic Reagents	1	226	42	58 012
3006309000	Oth Opacifying Prep For X-Ray Exam;Othdiagnostic Reagents Design	5 816	45 320	292 397	2 452 288
3006401000	Dental Cements & Oth Dental Fillings	390	23 968	56 638	505 492
3006402000	Bone Reconstruction Cements	5	5	409	409
3006500000	First-Aid Boxes & Kits	4	693	771	21 653
3006600000	Chemical Contraceptive Prep Based On Hormones/On Product Head	0	886	0	80 625
3006700000	Gel Prep Designe Used In Human/Vet Medic As Lubricant For Parts C	931	35 386	7 980	197 014
3006929000	Waste Pharmaceuticals Of Medic Oth Thanfor Treatment Of Cancer,	2 036	2 078	7 956	13 126
3101001100	Supplement Fertilizers In Liquid Form,Not Chemical Treat-Of Solely \	47 638	353 689	147 539	871 446
3101001200	Supplement Fertilisers In Liquid Form,Chemical Intreated Of Solely \	0	233 533	0	55 704
3101001900	Oth Supplement Fertilisers Chem/Not Chem Treated Oth Than Liqui	119 000	795 000	253 072	1 519 057
3101009100	Suplllement Fertilisers, In Liquid Form, Not Chemically Treated Of Ar	3	17 989	189	58 308
3101009200	Supplements Fertilisers Of Animal Origin(Oth Than Guano), Chemic	2 751	18 751	16 483	19 059
3101009900	Oth Animal/Vegetable Fertilisers,Mixing/Chemical Treat Of Animal/	0	23 400	0	173 781
3102100000	Urea, Whether/Not In Aqueous Solution	16 568 412	36 562 514	4 768 292	11 465 560
3102210000	Ammonium Sulphate	49 645 180	502 955 550	7 252 266	73 347 764
3102290000	Double Salts & Mix Of Ammonium Sulphate& Ammonium Nitrate	62 879	557 379	62 799	582 259
3102300000	Ammonium Nitrate, Whether/Not In Aqueous Solutions	10 566 000	97 559 518	4 671 362	50 665 989
3102400000	Mixture Of Ammonium Nitrate With Calcium Carbonate/Oth Inorgai	199	1 472 309	5 259	504 124
3102500000	Sodium Nitrate	867 203	4 428 978	409 845	1 985 412
3102600000	Double Salts & Mixtures Of Calciumnitrate & Ammonium Nitrate	1 442 814	9 056 242	530 383	3 185 528
3102800000	Mixtures Of Urea & Ammonium Nitrate Inaqueous Or Ammoniacal S	24	24	331	331
3102900000	Oth Mineral/Chem Fertilisers,Nitrogenous,Incl Mixt Not Specified In	0	11 931	0	15 123
3103101000	Superphosphates In Feed Grade	243 000	243 000	81 405	81 405
3103109000	Superphosphates Not Feed Grade	84 686 900	392 697 069	24 047 798	114 097 084
3103909000	Other Mineral Or Chemical Fertilisers,Phosphatic, Oth Than Superpf	59 881 473	573 113 858	5 558 512	57 103 410
3104200000	Potassium Chloride	323 078 436	1 708 616 345	102 633 231	529 335 252
3104300000	Potassium Sulphate	324 042	3 884 712	212 505	2 310 293
3104900000	Other Mineral/Chemical Fertilisers,Potassic,Oth Than Potassium Chl	2 430 322	31 351 533	1 397 678	13 098 814
3105102000	Min/Chem Fert Cont 2/3 Of Nitrogen,Phosphorus&Potassium,In Tab	13	276 709	376	297 495
3105109000	Oth Min/Chem Fert Cont 2/3 Of Nitrogen,Phosp&Potass,In Tabs/Sir	404	8 175	8 908	106 500
3105200000	Mineral/Chemical Fertiliser Contan 3 Elements Nitrogen,Phosphoru	45 920 983	227 534 699	20 612 284	102 204 851
3105300000	Diammonium Hydrogenorthophosphate(Diammonium Phosphate)	25 973 334	104 328 476	11 794 717	47 045 392
3105400000	Ammonium Dihydrogenorthophosphate (Monoammon Phosph)&M	11 567	6 726 937	16 163	3 362 117
3105510000	Oth Mineral/Chemical Fertilisers Contain Nitrates & Phosphates	430	3 191	3 902	27 576
3105590000	Oth Mineral/Chemical Fertilisers Contain Nitrogen&Fosfor, Than Nit	2 092 313	24 088 457	1 115 431	11 264 708
3105600000	Mineral/Chemical Fertilisers Contain 2Fertilising Element Phosphoru	0	28 140	0	27 351
3105900000	Oth Mineral/Chemical Fertiliser Cont 2/3Elements Nitrogen,Phosph	971 091	15 353 659	837 286	5 787 628
3201100000	Quebracho Extract	2 786	99 336	5 866	216 764
3201200000	Wattle Extract	20 000	320 843	33 985	518 714
3201909000	Oth Tanning Extract Of Vegetable Origin:Tannine & Their Salts,Ester	9 426	69 880	26 347	262 979
3202100000	Synthetic Organic Tanning Substances	320 766	1 862 867	492 597	3 573 050
3202900000	Inorganic Tanning Subst;Tanning Prep Whe/Not Cont Natura Tannin	309 101	1 838 672	450 156	3 036 655
3203001000	Coloring Matter Of Vegetable Or Animalsuitable For Use In Food/Dri	13 592	107 829	208 855	1 761 414
3203009000	Coloring Matter Of Vegetable/Animal Notsuitable For Use In Food/E	270	38 223	70 506	618 640
3204111000	Disperse Dyes & Preparations Based Thereon, Crude	802 940	7 437 310	4 693 849	39 900 237
3204119000	Disperse Dyes & Preparations Based Thereon, Oth Than Crude	661 665	7 551 301	6 362 490	56 486 904
3204121000	Acid Dyes Whether Or Not Premetallised & Preparations Based Ther	204 685	642 066	1 286 427	3 937 775
3204129000	Mordant Dyes& Preparations Based Thereon	10 475	251 180	105 051	1 936 233
3204130000	Basic Dyes & Preparations Based Thereon	27 063	431 477	100 950	1 209 937
3204140000	Direct Dyes & Preparations Based Thereon	429 965	3 357 908	2 573 691	18 950 370
3204150000	Vat Dyes(Incl Those Usable In That State As Pigments) &Preparation	158 561	2 025 452	724 153	11 413 575
3204160000	Reactive Dyes&Preparations Based Thereon	880 720	8 185 657	6 878 496	51 034 842

I.3. IMPOR MENURUT KOMODITI / IMPORT BY HS COMMODITY

\*\*\* JULI/JULY 2014 \*\*\*

HS	Uraian Komoditi Commodity Description	Berat Bersih / Net Weight (Kg)		Nilai / Value C.I.F (US\$)	
		Bulan ini Current Month	Kumulatif Cum.Jan. to date	Bulan ini Current Month	Kumulatif Cum.Jan. to date
3204170010	Synthetic Organic Pigment In Powder Form	523 498	5 498 740	4 302 275	48 830 487
3204170090	Other Pigment&Preparations Based Thereonoth Than In Powder For	626 296	5 074 527	3 439 763	28 267 582
3204190000	Oth Synth Organic Coloring Matter, Inclmix Of Color Subhead 3204.	280 274	3 011 125	1 289 753	10 609 367
3204200000	Synthetic Organic Prods Of A Kind Usedas Fluorescent Brightening A	119 366	2 419 507	948 736	16 328 955
3204900000	Oth Synthetic Organic Coloring, Matter,W/ Or Not Chemically Defin	94 240	925 852	546 646	4 705 238
3205000000	Color Lakes:Preparations As Specified Inthis Chap Based On Color La	57 525	564 903	239 633	3 023 735
3206111000	Pigment Base On Titanium Dioxide Contain By Weight _ 80 % On Dry	4 703 901	40 156 004	12 144 329	105 026 495
3206119000	Preparate Base On Titanium Dioxide Contain By Weight _ 80 % On D	672 631	4 121 898	1 683 035	12 087 485
3206191000	Pigment Base On Titanium Dioxide Contain By Weight < 80 % On Dry	107 721	660 263	556 741	3 723 981
3206199000	Preparate Base On Titanium Dioxide Contain By Weight < 80 % On D	107 512	877 097	460 844	4 138 523
3206201000	Chrome Yellow,Chrome Green,Molybdateorange/Red Base On Chro	42 724	865 535	158 502	3 479 412
3206209000	Oth Pigments & Preparations Based Onchromium Compounds	1 372	83 193	16 486	809 815
3206411000	Preparations Based On Ultramarine	2 226	31 779	23 223	215 659
3206419000	Ultramarine	208 254	1 113 652	432 373	2 382 417
3206421000	Preparations Based On Zinc Sulphide	0	27 072	0	23 127
3206429000	Litophone & Oth Pigments Based On Zincsulphide	5	93 716	2	121 317
3206491000	Preparations Of Other Colouring Matter	219 758	1 477 597	762 386	6 031 076
3206499000	Other Colouring Matter Other Than Ultramarine & Lithopone	239 270	2 292 443	1 782 168	13 193 246
3206501000	Preparations Of Inorganic Pigment Of Akind Used As Luminophores	18 679	187 976	143 261	1 548 893
3206509000	Oth Inorganic Pigment/Colouring Matterof A Kind Used As Luminopl	100 084	812 232	300 979	2 047 782
3207100000	Prepared Pigments, Prep Opacifiers Prepcolors & Similar Prep	923 539	7 904 181	3 501 499	22 490 123
3207201000	Enamel Frits	1 069 241	5 474 170	842 402	4 506 540
3207209000	Oth Vitriifiable Enamels & Glazes, Engobe (Slips) Similar Prep	2 141 066	13 366 688	1 551 969	9 286 084
3207300000	Liquid Lustres & Similar Preparations	36 906	249 759	250 543	2 101 504
3207400000	Glass Frit & Oth Glass, In The Form Ofpowder Granules Or Flakes	7 946 828	67 753 318	4 097 071	33 046 383
3208101100	Varnishes>100-C Hr,Based On Polyesterfor Dental Use, Dispersed In	59	382	255	2 721
3208101900	Oth Varnishes Based On Polyesters <100-C Hr,Disper In A Nonaqueo	36 748	388 505	154 657	1 943 859
3208109000	Other Paints & Varnishe (Incl Enamels &Lacquers)Polyester Dispers,	362 335	2 601 408	1 913 685	13 629 230
3208204000	Anti-Fouling/Anti-Corrosive Paints Forships Hull Base On Acrylic/Vin	60 270	883 657	284 250	3 619 970
3208207000	Varnishes (Including Lacquers), Of Akind Used In Dentistry	400	103 893	1 406	396 653
3208209000	Other Paints & Varnishes (Incl Enamels&Lacquers) Based On Acrylic/	487 728	21 422 015	2 422 751	20 191 171
3208901100	Varnishes (Incl.Lacquers),Exceed >100-Cheat-Resistant Used In Dent	208	16 449	2 107	117 871
3208901900	Varnishes (Incl.Lacquers),Exceed >100-Cheat-Resistant Used In Oth	300 754	2 580 048	1 476 256	12 452 253
3208902100	Varnishes (Incl.Lacquers),Exceed <100-Cheat-Resistant Used In Dent	0	24	0	115
3208902900	Varnishes (Incl.Lacquers),Exceed <100-Cheat-Resistant Used In Oth	120 579	1 055 976	1 279 280	8 912 777
3208909000	Oth Paints & Varnishes Dispersad/Dissolved In A Nonaqueous Medi	621 782	4 344 541	3 310 291	21 781 943
3209101000	Varnishes(Inc Lacquer)>100-C Hr-Acrylicvinyl Polymer, Dispersed In	73 697	720 412	171 993	1 822 560
3209104000	Leather Paints-Based On Acrylic Or Vinyl Polymers Dispers In A Aque	666	2 196	3 716	14 523
3209105000	Anti-Fouling/Corrosive Paints For Shipshulls Based On Acrylic/Vynil F	20 735	122 334	50 034	284 435
3209109000	Oth Paints & Varnishes Dispersedaqueous/Dissolved In Aqueous Med	411 881	4 053 101	1 158 389	10 705 101
3209900000	Oth Paints Based On Others Varnishesdispers In A Aqueous Medium	755 784	5 610 049	2 038 403	16 233 976
3210001010	Varnishes (Incl Lacq) Exc > 100-C Hrresist Of A Kind Used For Finish L	64 343	351 335	229 654	1 233 102
3210001090	Varnishes (Incl Lacq) Exc < 100-C Hrresist Of A Kind Used For Finish L	20 099	233 495	134 873	1 370 112
3210002000	Distempers Of A Kind Used For Finishingleather	0	7	0	22
3210003000	Prepared Water Pigments Of A Kind Usedfor Finishing Leather	13 252	104 600	24 604	295 504
3210005000	Polyurethane Tar Coating Of A Kind Usedfor Finishing Leather	24 436	201 439	118 300	1 167 301
3210009100	Oth Anti-Fouling/Corr Paints For Ships,Hulls Based On Polyurethane	479	23 292	283	57 421
3210009900	Other Paints & Varnishes Of A Kind Usedfor Finishing Leather	102 239	627 768	709 757	3 346 825
3211000000	Prepared Driers	109 965	970 859	345 863	3 288 590
3212100000	Stamping Foils	90 873	1 272 205	442 360	4 159 368
3212901100	Aluminium Paste	143 521	1 580 680	806 597	9 067 840
3212901300	White Lead Dispersed In Oil	6 099	81 316	49 930	456 113
3212901400	Oth Pigments Of Aluminium Paste, Whitelead Dispersed In Oil For Lc	61 224	359 053	249 317	1 812 736
3212901900	Oth Than Pigments Of Aluminium Paste,White Lead Dispersed In Oil	133 251	967 076	552 240	4 576 867
3212902200	Oth Dyes Used In The Food Or Drinkindustries	0	5 215	0	42 232
3212902900	Oth Than Dyes In The Food Or Drinkindustries	24 788	289 449	333 698	2 479 673
3213100000	Colours In Tablet, Tube, Jar, Bottle,Pan, Similar Form Or Packing For	39 713	409 293	186 058	1 742 999
3213900000	Oth Color Not In Tablet, Tube, Jar,Bottle, Pan/Similar Form/Packing	17 555	167 177	38 280	799 193
3214100000	Glaziers Putty, Grafting Putty, Cementscaulking Compound	427 082	3 954 340	1 352 249	13 700 269
3214900000	Oth Glaziers Putty, Grafting Putty,Cements Caulking Compound	950 505	6 098 354	2 498 157	17 123 497
3215111000	Printing Uv Curable Inks-Black	4 981	77 718	57 200	955 913
3215119000	Printing Inks Other Than Uv Curableinks- Black	255 502	1 631 901	5 820 045	29 901 529
3215190000	Printing Inks, Other Than Black	550 567	5 295 959	4 650 681	46 204 843
3215901000	Carbon Mass For One Time Carbon Paper	0	18 489	0	53 439

I.3. IMPOR MENURUT KOMODITI / IMPORT BY HS COMMODITY

\*\*\* JULI/JULY 2014 \*\*\*

H S	Uraian Komoditi Commodity Description	Berat Bersih / Net Weight (Kg)		Nilai / Value C.I.F (US\$)	
		Bulan ini Current Month	Kumulatif Cum.Jan. to date	Bulan ini Current Month	Kumulatif Cum.Jan. to date
3215906000	Drawing Ink And Writing Ink	44 346	318 738	360 267	3 329 180
3215907000	Ink Of A Kind Suitable For Use Withduplicating Machines Of Heading	722	28 349	11 823	404 344
3215909000	Oth Ink Of A Kind Suitable For Use Withduplicating Machines Of Hez	47 051	1 023 390	507 090	7 121 983
3301120000	Essential Oils Of Citrus Of Orange	68 268	534 087	455 202	4 077 198
3301130000	Essential Oils Of Citrus Of Lemon	4 989	55 040	230 183	1 695 266
3301190000	Other Essential Oils Of Citrus Fruit	7 797	194 270	257 105	1 860 755
3301240000	Essential Oils - Of Peppermint(Mentha Piperita)	4 577	437 340	72 358	9 438 398
3301250000	Essential Oils - Oth Of Peppermint(Mentha Piperita)	1 285	49 916	30 964	999 198
3301290010	Oth Essential Oil Of Lemon Grass,Citronella, Nutmeg, Cinnamon, Gir	195	245 653	5 609	3 275 748
3301290090	Oth Essential Oils-Oth Thanpharmaceutical Grade	197 205	2 428 582	2 911 952	44 676 532
3301300000	Resinoids	1 090	22 194	32 626	271 640
3301901000	Aqueous Distillates & Solutions Ofessential Oils Suitable For Medic L	14 400	168 413	216 000	2 553 626
3301909000	Oth Essential Oils (Terpeneless Or Not),Incl Concretes& Absolutes; R	84 657	652 054	1 272 615	10 056 602
3302109000	Oth Mixed Of Odoriferous Of A Kind Usedin The Food Or Drink Indus	594 864	3 903 378	8 114 011	58 735 127
3302900000	Oth Prep Based On Odoriferous Substancesfor The Manufacture Of I	1 400 885	15 100 025	22 295 887	195 612 893
3303000000	Perfumes & Toilet Waters	163 151	1 716 258	8 768 270	66 242 171
3304100000	Lip Make-Up Preparations	36 897	228 089	1 141 957	7 041 246
3304200000	Eye Make-Up Preparations	48 655	363 235	1 852 336	11 417 084
3304300000	Manicure Or Pedicure Preparations	9 309	47 664	204 416	872 957
3304910000	Beauty Or Make Up Preparations Powders,Whether Or Not Compre:	311 709	1 686 114	1 575 238	9 616 698
3304992000	Anti-Acne Creams	256	5 645	8 157	102 179
3304993000	Oth Face Or Skin Creams & Lotions	426 263	3 362 509	5 804 779	42 189 770
3304999000	Oth Than Anti-Acne Creams And Oth Faceor Skin Creams & Lotions	76 612	820 423	2 736 175	20 855 058
3305101000	Having Anti-Fungai Shampoo	8 926	20 823	139 318	285 293
3305109000	Oth Having Anti-Fungai Shampoo	2 861 977	22 208 743	8 561 504	69 642 140
3305200000	Preparations For Permanent Waving Orstraightening	6 334	165 725	21 992	836 272
3305300000	Hair Lacquers	133 746	407 546	278 704	1 447 533
3305900000	Others Preparations For Use On The Hair	298 286	2 949 193	1 737 788	16 504 164
3306101000	Prophylactic Pastes & Powders	256 333	1 029 255	1 250 078	5 161 790
3306109000	Oth Prophylactic Pastes & Powders	0	44 102	0	391 751
3306200000	Yarn Used To Clean Between The Teeth(Denital-Floss)	469	3 801	13 940	124 870
3306900000	Oth Yarn Used To Clean Between The Teeth(Denital-Floos)	256 356	1 360 339	517 623	2 844 405
3307100000	Pre-Shave, Shaving Or After-Shavepreparations	20 424	74 013	98 866	379 325
3307200000	Personal Deodorants & Antiperspirants	119 946	1 279 103	1 215 913	11 668 013
3307300000	Perfumed Bath Salts & Oth Bath Prep,Deodor Room Incl Prep Used F	956	808 382	17 085	1 890 331
3307411000	Scanted Powders (Incense) Of A Kind Usedduring Religious Rites	30 035	657 807	17 886	410 527
3307419000	Oth Scanted Powder (Incease) Of A Kindused During Religious Rites	79 009	436 631	85 496	491 094
3307491000	Room Perfuming Preparations, Whetheror Not Having Disinfectant F	35 671	355 427	614 524	3 000 291
3307499000	Oth Prep For Perfuming Or Deodor Rooms,Incl Odoriferous Preparat	6 932	34 267	115 693	888 414
3307901000	Animal Toilet Preparations	0	21 450	0	99 469
3307903000	Papers & Tissues, Impregnated Or Coatedwith Perfume Or Cosmetic	54 818	1 612 041	224 126	3 478 834
3307904000	Other Perfumery Or Cosmetics, Includingdepiletorles	34	26 513	689	232 436
3307905000	Contact Lens Solution	10 814	332 484	89 635	1 765 730
3307909000	Oth Animal Toilet Prep, Paper & Tissueother Ferfume Or Cosm, Conti	431	18 118	10 755	178 183
3401111000	Soap, Organic Surface-Active-For Toiletuse-Medicated Prods	13	162	163	3 674
3401112000	Bath Soap	600 384	4 404 719	1 046 387	7 601 276
3401113000	Oth Of Felt Or Nonwovens, Impregnated,Coated Or Covered With Sc	41	2 423	211	28 605
3401119000	Oth Medicated Prod & Oth Of Felt Ornonwovens, Impreg, Coated W	2 653	46 147	9 933	230 231
3401191000	Of Felt/Nonwovens Impregnated, Coatedwith Soap Or Detergent	1	50	58	2 195
3401199000	Oth Of Felt Or Nonwovens, Impregnated,Coated Or Covered With Sc	42 461	339 095	126 752	867 823
3401209900	Oth Soap Of Kind Used For Flotationdeinking Or Recycled Paper	213 684	1 649 915	472 357	3 423 900
3401300000	Org Surf-Active Prod & Prep For Washingthe Skin In The Liq/Cream F	232 253	864 536	1 150 166	5 666 723
3402111000	Sulphated Fatty Alcohols	60 957	589 301	130 493	1 286 186
3402114000	Sulphanated Alkylbenzene	217 156	2 592 753	468 009	4 807 093
3402119100	Wetting Agents Of A Kind Used In Themanufacture Of Herbicides	60 062	877 258	221 910	3 064 604
3402119900	Oth Anionic-Organic Surface-Active Agentwith Or Not Put Up For Re	833 362	6 835 138	1 579 512	12 812 055
3402121000	Wetting Agents Used In The Manuf Ofherbiced-Cationic	57 259	515 520	99 419	1 394 157
3402129000	Oth Cationic-Organic Surface-Activeagent With/Not Put Up For Reta	1 048 731	8 984 053	2 554 403	21 863 730
3402131000	Hydroxyl-Terminated Polybutadiene	163 098	1 424 500	457 552	5 447 288
3402139000	Oth Hydroxil-Terminated Polybutadiene	2 236 963	21 055 844	5 605 509	50 962 071
3402191000	Organic Surface Active Of A Kindsuitable For Use In Fire Extinguishin	395	148 454	1 311	335 317
3402199000	Oth Organic Surface-Active Of Kindsuitable For Use In Fire Extinguist	769 381	6 814 193	2 427 421	20 729 545
3402201100	Anionic Surface Active Prep. In Liquidform-Put Up For Retail Sale	132 064	1 361 348	232 233	2 217 439
3402201200	Anionic Washing Prep & Cleaning Prep,Incl Bleach Cleans,Liquid Fori	78 427	831 486	302 008	2 015 361

I.3. IMPOR MENURUT KOMODITI / IMPORT BY HS COMMODITY

\*\*\* JULI/JULY 2014 \*\*\*

HS	Uraian Komoditi Commodity Description	Berat Bersih / Net Weight (Kg)		Nilai / Value C.I.F (US\$)	
		Bulan ini Current Month	Kumulatif Cum.Jan. to date	Bulan ini Current Month	Kumulatif Cum.Jan. to date
3402201300	Oth Surface Active Preparations- Inliquid Form, For Retail Sale	5 713	103 204	8 280	185 918
3402201900	Oth Wash Prep & Clean Prep,Incl Bleachcleans & Degreas Prep,Liqui	51 133	630 217	394 711	3 500 453
3402209100	Anionic Surface Active Prep. Oth Than Inliquid Form-For Retail Sale	0	78 786	0	84 976
3402209200	Anionic Washing Prep & Clean Prep, Inclbleach, Cleans-Oth Than Liq	797 123	2 745 412	682 623	2 643 226
3402209300	Oth Surface Active Preparations	0	1 049	0	6 531
3402209900	Oth Wash Prep & Clean Prep /Cleaningprep Incl Bleaching, Cleansing	398 990	2 912 596	714 407	5 105 638
3402901100	Wetting Agents Of Anionic Surface Activepreparations	85 269	996 878	270 084	3 306 155
3402901200	Oth Anionic Wash Prep Not Wetting Agents	877 801	8 168 354	2 392 027	18 472 980
3402901300	Anionic Washing Prep.Or Cleaning Inclbleaching, Cleansing Or Degre	551 765	2 783 006	887 121	6 729 814
3402901400	Wetting Agents Of Other Surface Activepreparations	13 175	271 319	38 467	593 218
3402901500	Oth Organic Surface Active In Liquidform, Not Wetting Agents	140 378	1 026 520	360 576	3 310 133
3402901900	Oth Wash Prep Or Clean Prep, Incl Bleachcleans Or Degreasing Prep	307 600	1 924 458	748 172	5 046 641
3402909100	Wetting Agents Of Anionic Surface Activepreparations	27 294	312 654	107 605	957 899
3402909200	Anionic Wash Prep & Clean Prep,Inclbleach,Cleans-Not Liquid-Not R	38 646	446 474	202 816	1 873 928
3402909300	Anionic Surface-Active Prep,Not Liquidform Not For Retail Sale	43 422	556 777	114 362	1 373 183
3402909400	Anionic Surface-Active Prep, Not Liquidform, Wetting Agent Not For	3 462	50 748	11 360	168 520
3402909500	Anionic Surface-Active Prep, Not Liquidform,Not Wett Agent Not Fo	82 949	1 265 080	308 716	3 183 845
3402909900	Oth Wash/Lean Prep,Incl Bleach Cleansoth Than Liquid-Not For Ret	37 224	263 923	140 895	1 144 028
3403111100	Liquid Lubricating Oil Prep, For Treatmf Of Textile,Or Oth Material, Co	97 872	771 040	258 993	2 142 878
3403111900	Oth Liquid Preprtion For The Treatmenttextile Or Oth Materials, Cor	19 663	171 006	75 915	650 184
3403119000	Oth Prep For The Treatment Of Textile Materials,Oth Than Liquid,Cc	692 887	2 860 936	669 312	6 889 912
3403191100	Liquid Oil For Aircraft Engine Contpetroils/Oils Obtain. Bituminous N	3 686	34 741	14 561	229 818
3403191200	Oth Liquid Prep Content Silicone Oil,Cont Petrole Oils,Or Bituminous	4 530	109 464	20 230	544 512
3403191900	Oth Liquid For Other Purposes Contpetrol Oil Or Bituminous Minera	1 732 750	8 790 627	4 439 207	22 836 891
3403199000	Oth Lubricating Prep Cont Petroleum Oil	231 895	2 375 218	1 095 447	11 568 801
3403911100	Liquid Prep Cont Silicone Oil-For Treatof Textile,Or Oth Matt,Not Co	53 914	362 435	227 595	1 535 123
3403911900	Liquid Prep For Treatment Of Textilemater,Not Cont Petroleum Oil &	260 087	1 805 479	719 277	5 237 921
3403919000	Liquid Preparat For Treatment Of Textilor The Material, Not Cont Pe	749 229	5 557 503	2 144 699	15 349 276
3403991100	Liquid Oil For Aircraft Engine Not Contpetroleum Oils Or Oils Obtain	2 765	12 737	10 923	37 261
3403991200	Oth Liquid Prep Content Silicone Oilcont Petrol Oil,Or Bituminous M	19 344	75 876	70 115	208 526
3403991900	Oth Liquid For Other Purpose Not Contpetroleum Oil Or Bituminous	71 682	411 900	302 833	1 459 362
3403999000	Preparat For Treat Of Textile,Leatheroth Mater,Not Cont Petrol Oil,¶	436 357	3 412 512	2 503 545	20 177 411
3404200000	Artificial Waxes & Prepared Waxes,Ofpoly(Oxyethylene) (Polyethyle	306 990	3 021 528	726 161	7 533 506
3404901000	Oth Artificial Waxes & Prepared Waxes.	3 000	222 305	14 040	751 914
3404909000	Oth Artificial Waxes & Prepared Waxes.	1 046 969	9 106 589	2 814 875	21 951 743
3405100000	Polishes, Creams & Similar Preparat Forwear Or Leather	5 349	108 923	43 194	601 639
3405200000	Polishes,Creams & Similar Prep For Themaintenance Of Wooden Fur	1 446	15 988	12 534	134 464
3405300000	Polishes & Similar Prep For Coachwork,Oth Than Metal Polishes	41 044	563 561	97 904	1 420 935
3405401000	Abrasive Lapping & Honing,In The Form Offlour,Scouring Pastes & Pr	482	18 690	4 383	40 629
3405409000	Oth Scouring Pastes & Powders & Othscouring Preparations	24 160	114 977	142 671	726 475
3405901000	Metal Polishers	26 603	162 150	42 675	321 426
3405909000	Oth Polishes & Cream, For Footwear,Furniture, Floors	3 342	170 135	39 426	306 676
3406000000	Candles, Tapers & The Like	44 950	572 391	79 775	1 221 579
3407001000	Modelling Pastes, Incl Those Put Up Forchildrens Amusement	240	199 737	4 824	680 606
3407002000	Prep Known As ""Dental Wax"", In Sets,Packings,Retail Sale Or In Pla	18	216	1 664	4 349
3407003000	Other Preparations For Use In Dentistry,With A Basis Of Plaster Of C	132	10 771	36 349	134 195
3501100000	Casein	115 109	1 199 662	1 224 727	13 193 595
3501901000	Caseinates & Other Casein Derivatives	97 760	1 771 115	1 251 136	21 452 912
3501902000	Casein Glues	7	53	966	6 273
3502110000	Egg Albumin - Dried	14 815	93 767	144 326	870 451
3502190000	Egg Albumin - Oth Than Dried	0	1 860	0	17 333
3502200000	Milk Albumin,Incl Concentrates Of >= 2Whey Proteins	60 120	396 155	647 448	4 755 614
3502900000	Oth Egg Albumin	12	1 190	1 202	63 490
3503001100	Glues Of Fish Glues	169	917	2 714	6 715
3503001900	Glues Of Oth Than Fish Glues	2	118 945	1 469	245 520
3503003000	Isinglass	1 036	17 733	4 056	98 585
3503004100	Gelatin In Powder Form With Bloatinglevel A-250 Or B-230 Or Highe	22 557	203 436	151 300	1 660 386
3503004900	Oth Gelatin Derivatives,Isinglass,Othglue Of Animal Origin,Excl Casei	215 602	2 321 461	1 774 583	18 205 801
3504000000	Peptones And Their Derivatives, Othprotein Substances And Their	478 801	3 078 538	2 215 689	14 831 791
3505101000	Dextrins, Soluble Or Roasted Starches	366 068	6 590 223	531 261	6 784 467
3505109000	Oth Dextrins & Oth Modified Starches	6 177 982	60 606 365	6 285 891	57 278 823
3505200000	Glues Based On Starches/Dextrins	180 066	3 461 146	567 916	6 136 214
3506100000	Prods Suitable For Use As Glues/Adhesive For Ret Sale As Glues/Adh	330 881	2 845 292	1 403 567	11 087 609
3506910000	Adhesives Based On Polymers Of Heading39.01 To 39.13 Or On Rubl	2 760 707	18 222 699	7 761 030	58 282 911

I.3. IMPOR MENURUT KOMODITI / IMPORT BY HS COMMODITY

\*\*\* JULI/JULY 2014 \*\*\*

H S	Uraian Komoditi Commodity Description	Berat Bersih / Net Weight (Kg)		Nilai / Value C.I.F (US\$)	
		Bulan ini Current Month	Kumulatif Cum.Jan. to date	Bulan ini Current Month	Kumulatif Cum.Jan. to date
3506990000	Oth Adhesives Based On Polymers Ofheadings 39.01 To 39.13 Or Or	1 561 723	11 906 808	5 929 585	42 914 846
3507100000	Rennet & Concentrates Thereof	0	129	0	12 448
3507900000	Oth Enzymes; Prepared Enzymes Nes Orinclud	363 309	2 493 020	2 275 660	16 708 187
3601000000	Propellent Powders	0	87 785	0	1 709 686
3602000000	Prepared Explosive, Oth Than Propellentpowders	85 964	1 056 415	1 242 979	12 274 869
3603001000	Semi-Fuses, Elemented Caps, Signal Tubes	51	126	2 212	5 180
3603002000	Safety Fuses Or Detonating Fuses	18	280 540	108	3 660 936
3603009000	Oth Safety Fuses, Detonat Fuses,Percussion Detonat Caps,Igniters,El	22 503	1 193 105	304 750	27 293 369
3604100000	Firecrackers And Other Fireworks	856 972	14 974 629	985 316	19 007 995
3604903000	Signalling Flares Or Rockets	3	6	4 256	9 853
3604909000	Oth Miniatur Pyrotechnic Munitions &Percussions Cap For Toy, Sign	0	85 654	0	488 357
3605000000	Matches ,Oth Than Pyrotechnic Article Of 36.04	49	49	121	121
3606100000	Liquid/Liquified-Gas Fuel In Containersused For Filling Or Refilling <=	0	25 962	0	33 205
3606901000	Solid Or Semi-Solid Fuels, Solidifiedalcohol & Oth Similar Prepared F	0	1 944	0	9 413
3606902000	Lighter Flints	38	39 986	405	718 867
3606904000	Resin Torches, Firelighters & The Like	332	6 281	1 563	22 626
3606909000	Oth Solid Or Semi-Solid Fuels,Solidified Alc & Oth Similiar Prep Fuels	3 913	11 659	13 232	109 027
3701100000	Photographic Plates & Film In The Flatsensitised For X-Ray	19 199	334 020	655 881	7 905 840
3701200000	Photographic Plates & Film In The Flatsensitised For Instants Print Fi	171	13 080	1 643	1 058 824
3701300000	Oth Plates & Film, With Any Side>255 Mm	235 691	2 938 140	1 101 798	11 613 283
3701911000	Photo Plates & Film In The Flatsensitised Suitable For Use In The Pri	271	4 182	2 539	13 860
3701919000	Oth Photo Plates & Film In The Flatsensitised Suitable For Use In The	0	7 437	0	18 919
3701991000	Oth Plats & Film Photogrhap (Polychrome)Specially Manuf For Printi	111 544	701 535	82 882	867 065
3701999000	Oth Polychrome Suitable For Use In Theprinting Industry	2 318	33 371	11 623	193 174
3702100000	Photographic Film In Rolls, Sensitisedfor X-Ray	1	7 167	5	633 594
3702320090	Oth Photo Film In Roll, Sensitisedsuitable For Use In Medical,Surgica	0	14 883	0	38 837
3702390010	Infra Red Transparent Film	0	1 302	0	17 656
3702390090	Oth Film, Without Perforat, Of A Width <105 Mm	953	2 610	30 525	69 803
3702420090	Film Oth Than For Color Photogr',Width >610Mm, Length >200M	0	1	0	1
3702430090	Oth Film, Width > 610Mm, Length < 200Mspecially Prepared For Me	0	758	0	19 690
3702440010	Infra Red Transparent Film, 105Mm <Width < 610Mm	750	18 694	1 371	147 371
3702440090	Oth Film, 105Mm< Width<610Mm, Speciallyprepared For Medical S	14 170	82 419	85 311	710 214
3702530000	Film For Colorphoto 16Mm<Width<35Mm,Length<30M For Slides	0	35	0	606
3702979000	Oth Film Width<35Mm, Length>30 Suitablefor Use In Cinematograp	14	62	142	787
3702989000	Oth Film Oth Than For Color Photography	0	33	0	5 183
3703101000	Photographic Paper, Paperboard&Textil,Unexposed, Rolls,Width Of	0	23 738	0	96 681
3703109000	Photographic Paper, Paperboard&Textil,Unexposed, Rolls,Width Of	54 414	488 502	349 294	3 094 809
3703200000	Oth Photograph Paper, Sensitis, Unex-Posed For Color Photography	150 839	988 452	1 161 756	6 190 721
3703900000	Oth Photograph Paper, Paperboard & Textsensitised, Unexposed.	30 725	204 806	64 104	528 441
3704001000	Plate & Film For X-Ray,Unexposed But Notdeveloped	0	3 440	0	69 950
3704009000	Oth Photograph Plates,Film,Paper,Paper-Board & Textiles,Expos But	2 821	11 254	4 011	53 728
3705100000	Photograph Plates & Film, Exposed &Developed,For Offset Reprodu	10 949	46 474	17 120	72 480
3705901000	Photograph Plates & Film, Exposed &Developed For X-Ray	0	570	0	105 506
3705902000	Microfilms, Exposed And Developed	0	59	0	47 534
3705909000	Oth Photograph Plates & Film,Expos &Developed,Oth Than Cinemat	103 563	341 832	392 355	1 350 260
3706103000	Cinematograph Film,Expos &Develop,Ofwidth>= 35 Mm,With Pictur	0	3	0	32
3706109000	Oth Cinematograph Film, Expos &Developed Of A Width >= 35 Mm	56	758	6 611	70 734
3706901000	Newsreels,Travelog,Technical&Scientificfilm,Expose & Develop,Of A \	0	3	0	206
3706903000	Oth Cinematographic Film,Expos &Developwith Or Not Incorporatin	2	21	6	82
3706909000	Oth Cinematgrphic Film,Expos & Developwith Or Not Incorporating :	58	246	473	7 644
3707100000	Sensitising Emulsion,For Photo Use(Oth Than Varnishes, Glue, Adhe:	2 683	33 035	39 304	218 102
3707901000	Flashlight Materials, Unmixed Prods Forphoto Uses,Put Up In Meas	0	83 793	0	92 531
3707909000	Oth Chemical Prep For Photographic Uses,Put In Measur Portions, R	92 165	1 613 707	874 546	7 694 403
3801100000	Artificial Graphit,In The Form Of Pasteblocks,Plates Or Oth Semimar	527 788	3 127 701	674 189	4 802 943
3801200000	Colloidal/Semi-Colloidal Graphite, Inpastes,Blocks,Plates Or Oth Sen	257	14 526	3 365	118 724
3801300000	Carbonaceous Pastes For Electrodes &Similar Paste & For Furnace Li	206 577	4 749 640	144 254	3 155 913
3801900000	Oth Artificial Graphit;Colloidal Or Semigraphite,Pastes, Blocks Or Pla	444 862	1 763 604	701 168	2 856 176
3802100000	Activated Carbon, Including Spent Animalblack	676 072	5 140 728	1 240 879	9 380 127
3802901000	Activated Bauxite, Including Spentanumal Black	77 825	810 289	387 730	815 286
3802902000	Activated Clays & Activated Earth, Inclspent Animal Black	228 188	1 098 239	69 939	771 914
3802909000	Oth Activat Natural Mineral Prod,Animalblack Include Spent Animal	879 949	7 146 974	505 366	4 433 151
3803000000	Tall Oil, Whether Or Not Refined	6	34 126	76	61 306
3804001000	Concentrated Sulphite Lye	108 053	1 561 062	156 005	1 261 807
3804009000	Oth Residual Lyes From Woodpulp With Ornot Concentrat,Desugar ,	709 653	5 848 236	907 736	8 432 358



I.3. IMPOR MENURUT KOMODITI / IMPORT BY HS COMMODITY

\*\*\* JULI / JULY 2014 \*\*\*

HS	Uraian Komoditi Commodity Description	Berat Bersih / Net Weight (Kg)		Nilai / Value C.I.F (US\$)	
		Bulan ini Current Month	Kumulatif Cum.Jan. to date	Bulan ini Current Month	Kumulatif Cum.Jan. to date
3805100000	Gum, Wood Or Sulphate Turpentine Oils	17 031	127 010	33 878	258 693
3805900000	Oth Terpenic Oil Produc By The Distillat Of Coniferous Wood & Oth (	162 070	1 256 656	493 150	3 444 900
3806100000	Rosin & Resin Acids	18 513	1 096 738	69 249	5 341 435
3806200000	Salt Of Rosin,Of Resin Acid, Of Drv Orresin Acid,Oth Than Salt Of Ros	16 053	109 411	65 163	402 055
3806301000	Ester Gums - In Blocks	39 000	195 000	120 900	607 815
3806309000	Ester Gums - In Oth Forms	37 133	631 562	137 952	2 591 731
3806901000	Run Gums In Blocks	0	55 260	0	169 875
3806909000	Oth Derivates Rosin & Resin Acids Thereo	407 622	3 500 440	975 860	8 548 381
3807000000	Wood Tar, Wood Tar Oils, Wood Creosote,Wood Naphtha, Vegetabl	32 000	61 648	27 680	153 923
3808501000	Insecticides, In Subhd Note 1	233 601	1 429 295	1 287 837	8 040 213
3808502100	Fungicides In Aerosol Containers	0	54 201	0	526 013
3808502900	Oth Fungicides In Aerosol Containers	38 034	1 423 571	78 247	4 579 325
3808503900	Oth Herbicides In Aerosol Containers	39 198	686 713	191 308	2 361 504
3808504000	Herbicides, Anti-Sprouting Products Subhnote 1	133 289	529 919	350 775	1 707 447
3808505000	Herbicides Plant-Growth Reg Subhd Note 1	13 852	134 142	70 904	541 440
3808506000	Disinfectants, Subhd Note 1	76 252	262 638	251 009	1 155 450
3808509900	Oth Disinfec,Smlar Prod,Put Up In Form/Pack For Ret Sale,Subhd1,N	4 469	22 991	39 952	132 202
3808911100	Intermediate Preparation For The Mnfactof Insecticides Cont 2-(1-M	0	10 543	0	65 500
3808911900	Oth Intermediate Preparatfor The Mnfactof Insecticides Cont 2-(1-M	467 725	2 754 613	3 120 367	18 705 325
3808912000	Intermediate Preparation For The Mnfactof Insecticides Of Mosquit	0	60 850	0	88 421
3808913000	Intermediate Preparation For The Mnfactof Insecticides Of Mosquit	0	3 000	0	4 460
3808919100	Insecticides In Aerosol Containers Havina Deodorosing Function	60 550	184 058	96 505	187 788
3808919200	Oth Insecticides In Aerosol Containershaving A Deodorosing Functio	27 446	482 375	54 788	1 250 180
3808919300	Oth Insecticides In Oth Aerosol Containehaving A Deodorosing Func	17 370	225 514	251 220	1 792 983
3808919900	Oth Insecticides In Oth Aerosol Containehaving Oth Function	663 080	4 626 559	5 602 534	61 509 592
3808921900	Oth Fungicides, In Aerosol Container W/Avalidamycin Cont<3% Nett	80 330	1 027 163	258 320	2 833 442
3808929000	Oth Fungicides, In Aerosol Container	873 304	7 199 928	5 088 518	51 428 340
3808931100	Herbicides, Anti-Sprouting Product Andplant-Growth Regulator In Ar	0	4 000	0	19 200
3808931900	Oth Herbicides,Anti-Sprouting Product &Plant-Growth Regulator In ,	2 617 580	20 084 684	10 118 066	86 456 703
3808932000	Herbicides, Anti-Sprouting Products Notsubhd Note 1	0	454 176	0	1 064 640
3808933000	Herbicides, Plant-Growth Regulator, Notsubhd Note 1	368 722	2 300 289	840 083	6 541 818
3808941000	Disinfectants Containing Mixtures Of Coal Tar Acid And Alkalis	0	11 998	0	45 868
3808942000	Oth Disinfectants Containing Mixtures Ofcoal Tar Acid And Alkalis In	0	1 169	0	6 973
3808949000	Oth Disinfectants Containing Mixtures Ofcoal Tar Acid And Alkalis	478 176	1 569 683	1 804 237	6 112 831
3808991000	Wood Preserv Containing Insecticides Orfungicides	19 555	217 336	29 484	292 797
3808999000	Oth Wood Preserv Containing Insecticidesor Fungicides	89 488	1 257 041	528 801	3 843 556
3809100000	Finish Agent,Dye Carriers To Accele Witha Basis Of Amylaceous Subs	33 723	2 035 015	47 234	2 016 978
3809911000	Finish Agent,Dye Carriers To Accele Kindused In The Textile Or Like I	3 638 526	35 909 068	5 016 099	45 726 398
3809919000	Softening Of Finish Agent,Dye Carrier Toaccele Kind Used In The Tex	864 396	7 279 790	2 555 825	19 594 769
3809920000	Oth Finish Agent,Dye Carriers To Accelekind Used In The Paper Or Li	2 465 736	16 202 796	4 453 641	31 252 947
3809930000	Oth Finish Agent,Dye Carriers To Accelekind Used In The Leather Or	147 583	2 079 015	492 400	6 018 907
3810100000	Pickling Prep For Metal Surfac,Soldering, Brazing, Welding Powders	421 455	5 420 522	1 730 529	21 699 470
3810900000	Other Prep Of A Kind Used As Cores Orcoating For Weld Electrodes (	515 473	4 222 987	1 185 909	12 944 774
3811100000	Anti-Knock Preparation, Based On Leadbased On Lead Compound	0	1 721	0	13 359
3811190000	Oth Anti-Knock Preparations	87 739	896 509	668 401	4 307 714
3811211000	Additive For Lubricat Oils,Cont Petrooil & Oil Obtain From Bitumin,F	11 919	113 700	86 379	867 461
3811219000	Additive For Lubricat Oils,Cont Petrooil & Oil Obtain From Bitumin,I	3 931 149	29 177 865	14 837 731	110 133 839
3811290000	Oth Additive For Lubricat Oils,Contpetrol Oil & Oil Obtain From Otm	44 107	1 125 087	209 051	3 869 892
3811901000	Anti Knock Prep, Rust Preventativ &Corrosion Inhibitors	94 051	1 413 586	516 495	6 543 063
3811909000	Oth Anti-Knock Prep.,For Mineral Oilliquid Used As Mineral Oils	522 870	3 683 264	2 395 055	12 523 265
3812100000	Prepared Rubber Accelerators	1 839 975	14 252 204	4 866 239	39 030 615
3812200000	Compound Plasticisers For Rubber Orplastics	684 498	8 550 708	1 236 678	13 469 477
3812300000	Anti Oxidising Prep & Oth Compoundstabilisers For Rubber Or Plasti	2 190 974	19 265 196	5 465 702	50 678 774
3813000000	Prep. & Charge For Fire-Extinguishercharged Fire-Extinguishing Gre	109 001	1 711 503	252 431	3 248 996
3814000000	Organic Composite Solvents & Thinners,Prepared Paint Or Varnish R	707 728	6 513 896	1 988 398	20 046 840
3815110000	Supported Catalyst,With Nickel/Nickelcompounds As The Active Sut	40 648	475 086	338 528	4 826 578
3815120000	Supported Catalyst, With Precious Metalcompounds As The Active S	4 688	157 546	583 995	4 800 978
3815190000	Oth Supported Catalysts	505 073	1 945 051	5 272 024	14 953 936
3815900000	Oth Reaction Initiators,Reactionaccelerators Catalytic Prep, Nes Or I	1 724 505	9 045 399	4 989 651	46 343 050
3816001000	Refractory Cements	2 300 679	15 511 077	2 027 430	11 702 021
3816009000	Oth Refractory Cements	1 415 303	16 427 444	1 881 650	15 676 183
3817000000	Mixed Alkylbenzenes & Mixed Alkylnaphthalanes Oth Than Head 27	1 491 605	31 291 605	2 830 174	59 131 013
3818000000	Wafers/Discs With Silicon Content	39 824	239 619	6 778 013	48 337 281
3819000000	Hyd Brake Fluid&Oth For Hyd Trnsmssionwhether Or Not Cont<70%	320 098	1 385 844	727 502	3 767 105

I.3. IMPOR MENURUT KOMODITI / IMPORT BY HS COMMODITY

\*\*\* JULI/JULY 2014 \*\*\*

H S	Uraian Komoditi Commodity Description	Berat Bersih / Net Weight (Kg)		Nilai / Value C.I.F (US\$)	
		Bulan ini Current Month	Kumulatif Cum.Jan. to date	Bulan ini Current Month	Kumulatif Cum.Jan. to date
382000000	Anti-Freezing Preparations & Preparedand Prepared De-Icing Fluids	257 179	1 826 182	722 779	4 263 879
3821001000	Prepared Culture Media For Developmentof Micro Organics	10 518	60 819	503 766	2 663 808
3821009000	Oth Prepared Culture Media Fordevelopment Of Micro Organics	3 378	13 067	43 583	383 814
3822001000	Plate,Sheet,Film, Foil&Strip Of Plasticimpreghtd/Coated With Diag R	17 541	221 359	968 083	10 232 498
3822002000	Paperboard,Cellulose Wadding & Web Fibreimpreghtd/Coated With	6 163	37 055	334 413	2 091 107
3822003000	Sterilisation Indicator Strips And Tapes	18 958	67 437	232 616	1 291 270
3822009000	Oth Diagnostic/Lab Reagents & Preparedwhether Or Not Head 30.0:	136 375	1 254 335	4 053 271	33 567 024
3823110000	Stearic Acids	472 231	3 426 238	551 771	3 991 511
3823120000	Oleic Acids	156	126 369	1 527	229 430
3823130000	Tall Oils Fatty Acids	225 169	1 537 786	242 581	2 013 173
3823191000	Acids Oil From Refining	0	1 296	0	36 770
3823199000	Oth Industrial Monocarboxylic Fatty Acid	415 708	4 976 434	736 142	8 009 430
3823701000	Industry Fatty Alcohols In The Form Ofwax	8 400	70 678	30 254	283 296
3823709000	Oth Industry Fatty Alcohols In The Formof Wax	949 977	11 703 136	2 002 943	21 738 844
3824100000	Prepared Binders For Foundry Moulds Orcore	471 756	3 577 336	685 065	5 555 766
3824300000	Non-Agglomerated Metal Carbides Mixedtogether With Metallic Bir	15 826	38 285	182 417	474 887
3824400000	Prepared Additives For Cements, Mortarsor Concretes	2 660 053	20 997 096	8 154 767	48 293 265
3824500000	Non-Refractory Mortars & Concretes	19 793	3 201 355	41 743	1 541 525
3824600000	Sorbitol Oth Than That Ofsubheading 2905.44	259 763	2 591 269	198 918	1 718 797
3824719000	Oth Mix Cont Halogenated, Drv Methane, Ethane Cont Cfcs, Pfc, Hf	0	14 121	0	376 020
3824720000	Mix Cont Halogenated, Drv Methane,Ethane Cont Bromochlorodi(Tr	127	428	16 732	23 857
3824730000	Mix Cont Halogenated, Drv Methane,Ethane Containing Hbfc	1 884	13 631	98 554	556 135
3824749000	Oth Mix Cont Halogen,Drv Methane,Ethanecont Hbfc<70% Petro O	31 883	325 789	98 175	1 470 743
3824750000	Mix Cont Halogenated, Drv Methane,Ethanecontaining Carbon Tetr	989	38 835	12 288	157 729
3824760000	Mix Cont Halogenated,Drv Methane,Ethanecont 1,1,1-3-Chloroetha	504	1 741	2 088	8 271
3824770000	Mix Cont Halogenated, Drv Methane,Ethanecont Bromomethane / E	0	16 000	0	19 040
3824780000	Mix Cont Halogenated, Drv Methane,Ethanecont Pfc Or Hfc But N	12 191	99 111	60 596	576 658
3824790000	Other Mix Cont Halogenated, Drv Methane,Ethane	411 845	3 047 602	1 870 551	11 232 016
3824810000	Mix & Preparation Containing Oxirane(Ethylene Oxide)	26 784	267 828	77 376	813 340
3824820000	Mix & Preparation Containing Pbbs, Pcbs, Pcts	0	85 234	0	531 478
3824830000	Mixtures & Preparation Containing Tris(2,3-Dibromopropyl) Phosph	20 000	122 116	35 600	226 099
3824901000	Ink Removers,Stencil Correctors & Oth,Corrector Fluids In Package	143 481	1 159 657	434 800	3 806 913
3824903000	Copying Pastes With A Basis Of Gelatinpresented In Bulk/Ready To L	60 051	324 571	208 598	1 598 028
3824904000	Composite Inorganic Solvents	483 871	4 103 741	3 574 978	16 887 244
3824905000	Acetone Oil	7 213	56 086	63 030	432 953
3824906000	Preparations/Mixtures Cont Monosodiumglutamate	95 930	856 028	141 983	3 154 828
3824907000	Mixtures Of Chemical, Of A Kind Used Inmanufactured Of Foodstuff	643 766	5 023 425	2 499 914	18 871 216
3824909100	Naphthenic Acids, Their Water Insolublesalts And Their Esters	246 146	3 005 070	1 052 806	9 250 369
3824909900	Oth Prods & Preparations Cont Cfc-11,12,115, And Halon	1 064 093	34 922 041	4 150 993	40 389 217
3825500000	Waste Of Metal Pickling Liquor, Hydraulbrake Flinds, Anti Freeze Flir	0	9	0	128
3825690000	Oth Waste From Chemical/Allied Industoth Than Cont.Organic Cons	0	44	0	3 196
3826001000	Coconut Methyl Ester (Cme)	0	107	0	1 709
3901101200	Linier Low Density Polyethylene In Theform Of Liquids Or Pastes	171 875	1 067 635	277 998	1 899 469
3901101900	Oth Linier Low Density Polyethylene Inthe Form Of Liquids Or Paste:	1 853 805	11 563 474	3 413 409	23 139 011
3901109200	Polyethylene Having A Specific Gravity <0.94 In Oth Form	14 576 315	107 680 945	22 199 326	163 391 819
3901109910	Low Density Polyethylene	11 744 558	118 619 238	19 663 065	199 150 321
3901109990	Oth Low Density Polyethylene	1 303 915	8 554 018	2 619 424	17 693 884
3901200000	Polyethylene Having A Specific Gravity0.94 Or More	22 442 910	154 956 829	36 349 517	245 905 112
3901300000	Ethylene-Vinyl Acetate Copolymers	4 446 171	33 232 715	7 124 576	55 783 775
3901904000	Polymers Of Ethylene In Dispersions	441 083	3 340 251	862 506	5 766 086
3901909000	Oth Polymers Of Ethylene In Oth Form	7 575 104	61 756 400	15 402 267	122 432 345
3902103000	Polypropylene In Oth Form	54 876	457 033	54 326	463 104
3902109010	Polypropylene In Dispersion	236 203	710 660	502 104	1 749 491
3902109020	Polypropylene In Granule Form	42 976 906	301 208 676	65 791 855	460 303 823
3902109090	Polypropylene In Oth Form	4 106 407	24 473 302	8 153 023	48 071 071
3902200010	Polysobutylene Liquids/Pastes	99 240	1 263 235	249 313	4 229 860
3902200090	Polysobutylene In Oth Forms	37 893	759 078	139 620	2 374 570
3902303000	Propylene Copolymers In Liquid Or Pastes	232 285	770 065	1 429 994	4 092 934
3902309010	Propylene Copolymers In Granule	22 470 452	174 073 312	38 870 718	296 226 087
3902309090	Propylene Copolymers In Other Forms	544 437	6 495 171	1 018 634	11 276 606
3902901000	Oth Polymers Of Propylene In Oth Form	65 921	417 275	198 821	1 391 702
3902909010	Oth Polymers Of Propylene In Liquid Orpastes	32 677	265 321	177 932	1 020 953
3902909090	Oth Polymers Of Propylene In Oth Form	496 689	3 792 494	1 411 150	11 538 915
3903111000	Expansible Polymers Of Styrene Ingranule	1 111 752	8 096 022	2 407 905	17 698 628

I.3. IMPOR MENURUT KOMODITI / IMPORT BY HS COMMODITY

\*\*\* JULI/JULY 2014 \*\*\*

HS	Uraian Komoditi Commodity Description	Berat Bersih / Net Weight (Kg)		Nilai / Value C.I.F (US\$)	
		Bulan ini Current Month	Kumulatif Cum.Jan. to date	Bulan ini Current Month	Kumulatif Cum.Jan. to date
3903119000	Oth Expansible Polymers Of Styrene Ingranule	371 248	3 250 677	849 057	7 096 599
3903191000	Unexpansible Polymers Of Styreneindispersions	66 040	646 864	97 007	961 767
3903192100	High Impact Polystyrene In Granules	1 802 111	14 419 506	3 368 820	26 893 165
3903192900	Oth High Impact Polystyrene In Granule	1 479 107	9 825 690	2 679 209	18 207 167
3903199100	Oth High Impact Polystyrene In Oth Form	312 669	2 296 222	631 589	5 191 744
3903199900	Oth Polymers Of Styrene In Primary Form	285 786	3 608 762	608 320	6 781 044
3903204000	Styrene-Acrylonitrile (San) Copolymersin Aqueous Dispersion	5 000	15 707	11 820	38 738
3903209000	Oth Styrene-Acrylonitrile (San)Copolymers	828 257	6 767 560	2 103 239	15 946 015
3903304000	Acrylonitrile-Butadiene-Styrene (Abs)Copolymers In Aqueons Dispe	1	7 697	517	31 873
3903306000	Acrylonitrile-Butadiene-Styrenecopolymers In Granules	2 196 770	20 663 051	5 356 117	47 890 177
3903309000	Acrylonitrile-Butadiene-Styrenecopolymers In Other Form	6 175 237	43 231 168	14 048 553	98 180 851
3903903000	Oth Polymers Of Styrene In Aqueonsdispersion	185 983	1 000 757	465 528	2 571 842
3903909100	High Impact Polystyrene Ofacrylonitrile-Butadiene-Styrene	40 511	419 427	87 971	766 715
3903909900	Oth High Impact Polystyrene Ofacrylonitrile-Butadiene-Styrene	452 553	6 153 764	1 501 991	15 755 633
3904101000	Pvc Homopolymers, Suspension Type Notmixed With Oth Substance	907 812	11 136 495	1 002 947	12 258 267
3904109100	Pvc In Granule	214 156	1 330 926	327 400	2 112 477
3904109200	Pvc In Powder	278 721	21 010 529	367 564	22 394 235
3904109900	Pvc In Other Form	1 358 668	12 789 994	1 943 621	18 774 184
3904211000	Oth Poly(Vinyl Chloride) Non Plasticised In Granule	0	204 708	0	268 494
3904212000	Oth Poly(Vinyl Chloride) Non Plasticised In Powder	3	33 211	18	65 205
3904219000	Oth Poly(Vinyl Chloride) Non Plasticised In Oth Form	269 688	1 733 298	393 417	2 733 822
3904221000	Oth Poly(Vinyl Chloride) Plasticised Indispersions	36 000	207 830	36 000	248 907
3904222000	Oth Poly(Vinyl Chloride) Plasticised Ingranule	57 276	778 397	149 496	1 396 262
3904223000	Oth Poly(Vinyl Chloride) Plasticised Inpowder	0	799 157	0	487 471
3904229000	Oth Poly(Vinyl Chloride) Plasticised	320 628	2 530 975	535 625	4 564 880
3904301000	Vinyl Chloride-Vinyl Acetate Copolymersin Granule	14 745	359 435	81 047	1 191 771
3904302000	Vinyl Chloride-Vinyl Acetate Copolymersin Powder	22 006	538 793	56 882	1 461 812
3904309000	Vinyl Chloride-Vinyl Acetate Copolymersin Oth Form	82 704	814 645	214 166	1 887 648
3904401000	Oth Vinyl Chloride Copolymers In Granule	20 284	238 423	74 265	836 815
3904402000	Oth Vinyl Chloride Copolymers In Powder	8 547	92 308	26 579	273 946
3904409000	Oth Vinyl Chloride Copolymers In Othform	24 651	211 527	93 301	861 919
3904504000	Vinylidene Chloride Polymr In Dispersion	46 707	290 167	108 432	563 977
3904505000	Vinylidene Chloride Polymers In Granule	244 635	1 425 598	335 102	2 075 038
3904506000	Vinylidene Chloride Polymers In Powder	0	419	0	695
3904509000	Vinylidene Chloride Polymers In Othform	183 738	1 912 969	493 525	4 186 617
3904611000	Fluoro-Polymers Polytetrafluoroethylenein Granule	594	2 863	4 443	40 120
3904612000	Fluoro-Polymers Polytetrafluoroethylenein Powder	64	1 456	851	11 012
3904619000	Fluoro-Polymers Polytetrafluoroethylenein Oth Form	3 690	71 151	69 071	975 907
3904693000	Fluoro-Polymers Polytetrafluoroethylenedispersions	5 650	21 425	130 881	384 885
3904695000	Oth Fluoro-Polymers In Powder	0	1 082	0	27 235
3904699000	Oth Fluoro-Polymers In Oth Form	17 655	114 916	306 056	16 407 654
3904904000	Oth Polymers Vinyl Chloride In Granule	0	2 500	0	2 500
3904905000	Oth Polymers Vinyl Chloride In Powder	539	43 020	7 968	192 200
3904909000	Oth Polymers Vinyl Chloride In Oth Forms	57 157	536 109	168 335	1 722 424
3905120000	Poly(Vinyl Acetate) In Aqueousdispersions	1 933	201 617	7 006	278 647
3905191000	Oth Poly(Vinyl Acetate) In Liquids Orpastes	0	17 591	0	23 992
3905199000	Oth Poly(Vinyl Acetate) In Oth Form	122 000	567 928	154 786	940 438
3905210000	Vinyl Acetate Copolymers In Aqueousdispersions	510 480	3 374 757	578 113	3 686 723
3905290000	Oth Vinyl Acetate Copolymers	139 601	1 150 936	312 103	2 717 906
3905301000	Poly (Vinyl Alcohol) In Aqueousdispersions	69 702	641 801	152 080	1 375 347
3905309000	Poly (Vinyl Alcohol) In Other Form	1 185 618	12 658 210	2 890 369	27 610 899
3905911000	Copolymers Of Vinyl Acetate Or Of Othvinylester In Dispersions	0	49 409	0	122 094
3905919000	Copolymers Of Vinyl Acetate Or Of Othvinylester Oth Form	25 473	220 330	192 428	1 254 056
3905991000	Oth Copolymer Of Vinyl Acetate Inaqueous Dispersions	0	12 356	0	52 516
3905992000	Oth Copolymer Of Vinyl Acetate In Nonaqueous Dispersions	0	278	0	10 075
3905999000	Oth Polymer Of Vinyl Acetate/Othvinyl Esters;Oth Vinyl Polymers; Pi	99 169	632 231	820 429	5 745 276
3906101000	Poly(Methyl Methacrylate) Indispersions	153 838	636 076	355 956	1 576 628
3906109000	Oth Poly(Methyl Methacrylate) In Othform	755 681	6 148 710	1 969 283	16 190 216
3906902000	Oth Acrylic Copolymers In Dispersions	924 810	8 280 260	1 540 277	12 787 879
3906909200	Sodium Polyacrylate	125 904	794 336	310 481	2 236 835
3906909900	Oth Sodium Polyacrylate	5 512 354	45 577 346	13 409 724	107 046 884
3907100000	Polyacetals	739 897	5 599 215	1 798 931	13 893 123
3907201000	Polytetramethylene Ether Glycol	1 259 320	9 805 100	3 063 597	22 312 866
3907209000	Oth Polytetramethylene Ether Glycol	6 209 416	47 529 615	13 446 588	103 692 566

I.3. IMPOR MENURUT KOMODITI / IMPORT BY HS COMMODITY

\*\*\* JULI/JULY 2014 \*\*\*

H S	Uraian Komoditi Commodity Description	Berat Bersih / Net Weight (Kg)		Nilai / Value C.I.F (US\$)	
		Bulan ini Current Month	Kumulatif Cum.Jan. to date	Bulan ini Current Month	Kumulatif Cum.Jan. to date
3907302000	Epoxide Resins Of Kind Used For Coating, In Powder	46 521	573 899	265 395	2 427 827
3907303000	Epoxide Resins In Liquids/Pastes	500 441	6 000 544	2 409 691	28 553 320
3907309000	Epoxide Resins In Oth Form	1 049 397	9 652 155	4 179 615	38 347 938
3907400010	Optic Grade W/ Mell Flow Rate Index>25Gr/ 10 Min In Pack Of Nat \	327 020	3 140 326	798 271	7 662 428
3907400090	Other Polycarbonates	3 444 314	24 318 614	8 763 002	62 372 051
3907501000	Alkyd Resins In The Form Of Liquids Orpastes	73 238	366 768	191 533	954 071
3907509000	Alkyd Resins In Oth Form, Except Liquids Or Pastes	39 939	346 496	138 324	1 207 090
3907601000	Poly(Ethylene Terephthalate) Indispersions	5 976	87 736	15 663	157 658
3907602000	Poly(Ethylene Terephthalate) In Granules	4 325 720	26 895 374	5 638 460	36 373 668
3907609000	Poly(Ethylene Terephthalate) In Oth Form	11 102 673	78 092 771	14 771 754	107 027 409
3907700000	Poly(Lactic Acid)	32 107	138 505	115 377	534 320
3907912000	Oth Polyesters Unsaturated In Chip Form	22 964	23 191	13 588	14 232
3907913000	Oth Polyesters Unsaturated In The Formof Liquids Or Pastes	164 590	651 974	349 378	1 527 294
3907919000	Oth Polyesters Unsaturated In Oth Form	347 715	2 437 654	891 368	7 219 111
3907994000	Oth Polyesters Saturated Of A Kind Usedfor Coating, In Powder Forn	39 196	490 593	131 328	932 343
3907999000	Oth Polyesters Saturated In Oth Form	1 853 385	14 954 954	5 415 467	44 475 298
3908101000	Polyamides In Primary Forms, Polyamide-6	4 814 826	35 307 130	13 473 930	101 565 789
3908109000	Polyamides In Primary Forms, Polyamide-11,-12,-6,6,-6,9,-6,10 Or -6	879 692	8 617 968	3 358 129	31 653 793
3908900000	Oth Polyamides, Oth Than Polyamide -6,-11,-12,-6,6,-6,9,-6,10 Or -6	242 803	2 753 874	759 241	9 554 991
3909101000	Urea Resins, Thiourea Resins In Moulding Compounds	653 586	3 937 670	1 924 176	11 706 232
3909109000	Other Urea Resins; Thiourea Resins	812 201	6 558 685	769 017	6 032 415
3909201000	Melamine Resins In Moulding Compounds	213 293	1 912 213	327 994	3 155 634
3909209000	Other Melamine Resins, Except In Moulding Compounds	163 746	2 593 172	474 110	4 373 738
3909301000	Oth Amino-Resins In Moulding Compound	411 696	3 214 088	915 134	6 912 191
3909309100	Glyoxal Monourein Resin, Except In Moulding Compounds	151 446	861 679	421 041	2 413 912
3909309900	Oth Amino-Resins, Not Glyoxal Monourein Resin, Not In Moulding C	377 300	5 479 521	955 330	14 057 899
3909401000	Phenolic Resins In Moulding Compound Oth Than Phenol Formaldef	360 844	3 181 464	1 157 849	9 115 524
3909409000	Other Phenolic Resins, Not In Moulding Compounds	532 242	5 290 519	1 894 180	14 794 308
3909500000	Polyurethanes	2 113 369	18 607 747	7 969 661	68 078 234
3910002000	Silicones In Dispersions Or In Solutions	564 874	5 325 699	2 616 260	26 349 481
3910009000	Silicones Not In Dispersions Or In Solutions	712 486	4 731 358	3 411 216	23 690 604
3911100010	Petroleum,Coumarone,Indene/Coumarone-Indene&Polyterpanes In	129 439	1 405 723	376 629	4 103 972
3911100090	Petroleum,Coumarone,Indene/Coumarone-Indene&Polyterpanes N	2 038 086	16 395 697	5 279 388	43 949 365
3911900000	Polysulphides, Polysulphones And Othproduct Specified In Note 3 Tc	688 859	5 418 774	1 885 847	16 924 707
3912110000	Cellulose Acetates Non-Plasticised	17 063	88 604	75 541	340 522
3912120000	Cellulose Acetates Plasticised	2 661	63 563	28 352	452 964
3912201100	Water-Based Semi-Finished Nitrocellulose; Including Collodions; Noi	414	1 597	3 870	15 480
3912201900	Oth Cellulose Nitrates; Including Collodions; Non Plasticised	32 302	2 289 780	87 967	6 429 345
3912310000	Carboxymethylcellulose & Its Salts	812 547	3 785 972	2 564 292	13 856 411
3912390000	Oth Cellulose Ethers, Not Carboxymethylcellulose & Its Salts	344 901	3 554 716	2 226 825	21 655 732
3912902000	Other Cellulose And Its Chemical Derivatives,In The Form Of Granul	119 067	441 007	81 819	731 545
3912909000	Other Cellulose And Its Chemical Derivatives In Other Form	158 904	1 439 752	947 751	10 108 834
3913100000	Algic Acid, Its Salts & Esters	52 196	779 737	308 144	5 352 360
3913901000	Oth Natural Polymers & Its Modified;Hardened Proteins	0	9 622	0	209 672
3913902000	Oth Natural Polymers & Its Modified;Chemical Derivatives Of Natur	18 823	99 387	64 208	1 223 601
3913903000	Oth Natural Polymers & Its Modified;Starch-Based Polymers	36 850	309 169	126 223	1 155 238
3913909000	Oth Natural Polymers & Its Modified; Inother Form	170 784	1 687 798	1 147 601	8 889 365
3914000000	Ion-Exchanger Base On Polymer Of Heading 39.01 To 39.13, In Prim:	470 478	3 042 106	1 586 917	10 745 111
3915101000	Waste, Parings & Scrap, Of Polymers Ofethylene; Of Non-Rigid Cellu	169 730	5 971 475	33 866	1 309 814
3915109000	Waste, Parings & Scrap, Of Polymers Ofethylene; Of Rigid Cellular Pr	1 538 791	10 833 846	447 777	2 979 691
3915301000	Waste, Parings & Scrap,Polymers Of Vinyl Chloride; Non-Rigid Cellul.	0	35 719	0	12 966
3915900000	Waste, Parings & Scrap, Of Other Plastic	2 832 246	44 058 708	1 594 636	26 714 846
3916101000	Monofilament Of Polymers Of Ethylene	2 489	6 981	13 480	34 866
3916102000	Rods, Sticks & Profile Shape Of Polymerof Ethylene	2 440	354 825	80 473	1 419 778
3916201000	Monofilament Polymers Of Vinyl Chloride	5 701	180 846	27 015	629 147
3916202000	Rods,Sticks & Profile Shapes Of Polymerof Vinyl Chloride	200 841	1 558 166	319 244	2 698 957
3916904100	Monofilament Other Plastic Of Hardenedproteins	8 025	11 648	12 961	62 747
3916904900	Other Plastics Of Hardened Proteins	25 817	68 259	47 349	198 588
3916905000	Other Plastics Of Vulcanised Fibre	874	6 736	1 980	45 353
3916906000	Other Plastics Of Chemical Derivativesof Natural Rubber	8	8 384	49	37 161
3916909100	Other Monofilament Of Other Plastics	4 178	24 552	11 377	79 724
3916909900	Oth Plastic,Except Monofilament,Hardened Proteins,Vulcanised Fibr	140 794	970 219	685 579	5 595 028
3917101000	Artificial Guts (Sausage Casings) Ofhardened Proteins	4 567	41 395	189 389	975 081
3917109000	Artificial Guts (Sausage Casings) Ofcellulosic Materials	69 133	695 826	801 594	7 951 940

I.3. IMPOR MENURUT KOMODITI / IMPORT BY HS COMMODITY

\*\*\* JULI/JULY 2014 \*\*\*

HS	Uraian Komoditi Commodity Description	Berat Bersih / Net Weight (Kg)		Nilai / Value C.I.F (US\$)	
		Bulan ini Current Month	Kumulatif Cum.Jan. to date	Bulan ini Current Month	Kumulatif Cum.Jan. to date
3917210000	Tubes,Pipes & Hoses, Rigid, Of Polymersof Ethylene	46 345	511 404	169 254	2 729 195
3917220000	Tubes,Pipes & Hoses, Rigid, Of Polymersof Propylene	79 005	572 732	287 670	2 092 812
3917230000	Tubes,Pipes & Hoses, Rigid, Of Polymersof Vinyl Chloride	217 060	1 407 265	747 877	3 014 070
3917290000	Tubes,Pipes & Hoses, Rigid, Of Polymersof Other Plastics	379 451	3 067 356	1 780 170	14 219 636
3917310000	Flexible Tubes, Pipes And Hoses Having A Minimum Burst Pressure C	67 383	365 683	427 600	2 805 465
3917321000	Sausage/Ham Casing,Not Reinforced Orcombined W/ Oth Material,)	1 311	9 317	33 967	234 315
3917329000	Oth Unflexible Tube,Pipe&Hose,Not Reinforced Or Combined Mater	248 057	2 526 795	1 937 495	16 552 131
3917330000	Oth Tube,Pipe,Not Reinforced/Otherwisecombined W/ Oth Materia	58 470	247 864	155 082	777 220
3917390000	Other Tubes, Pipes And Hoses	367 779	2 649 703	1 075 256	8 510 548
3917400000	Fittings Of Plastics	488 274	3 995 699	2 686 256	19 901 694
3918101100	Tiles Of Polymers Of Vinyl Chloride	237 304	1 242 882	194 737	971 459
3918101900	Oth Floor Covering Of Polymers Of Vinylchloride	932 552	10 252 216	672 100	7 433 683
3918109000	Wall Or Ceiling Coverings Of Polymers Of Vinyl Chloride	724 860	4 190 607	494 443	4 124 282
3918901100	Tiles Of Polyethylene	12	51 669	91	100 845
3918901300	Oth Floor Coverings Of Polyethylene	127 543	574 531	152 021	732 030
3918901900	Other Floor Coverings Of Other Plastics	79 596	7 315 254	109 224	1 390 332
3918909100	Wall Or Ceiling Covering Of Polyethylene	49 566	907 596	138 747	2 377 199
3918909900	Wall Or Ceiling Coverings Of Otherplastic	109 667	865 515	345 656	2 677 871
3919101000	Self-Adhesive Plate,Sheet,Film,Foil,Tape&Strip.Width=<20Cm;Plyme	155 504	1 027 155	1 536 095	6 159 650
3919102000	Self-Adhesive Plate,Sheet,Film,Foil,Tape&Strip.Width=<20Cm;Polye	130 179	802 175	905 246	9 034 907
3919109000	Self-Adhesive Plate,Sheet,Film,Foil,Tape&Strip.Width=<20Cm;Oth P	568 563	5 888 771	3 473 137	50 214 296
3919901000	Self-Adhesive Plate,Sheet,Film,Foil,Tape&Strip.Width>=20Cm;Plyme	275 218	9 141 516	822 811	7 526 314
3919902000	Self-Adhesive Plate,Sheet,Film,Foil,Tape&Strip.Width>=20Cm;Of Ha	6 571	79 005	194 822	412 208
3919909000	Self-Adhesive Plate,Sheet,Film,Foil,Tape&Strip.Width>=20Cm; Oth F	3 381 815	24 694 868	12 751 091	85 325 108
3920100000	Oth Plate,Sheet,Film,Foil&Strip,Ethylene Polymer,Non-Cellular&Not	2 883 601	20 821 157	7 660 579	54 791 098
3920201000	Biaxially Oriented Polypropylene (Bopp)Film,Of Polymers Of Propyle	1 652 991	14 987 758	3 188 551	29 757 920
3920209000	Oth Plate,Sheet,Film,Strip,Propylenepolymers,Non-Cellular&Not Rei	587 611	4 461 176	2 602 917	17 469 410
3920301000	Polymers Of Styrene Of Akind Used As Anadhesive By Melting	14 580	172 877	216 679	1 933 873
3920302000	Acrylonitrile Butadiene Styrene(Abs)Sheet Used In The Refrigerator	19 226	130 185	22 153	566 807
3920309000	Polymer Styrene Not Used As An Adhesiveby Melting; Not Abs Shee	65 150	563 868	1 020 574	10 146 141
3920430000	Polymers Of Vinyl Chloride Tape;Weight>=6% Of Plasticisers	348 959	4 227 280	821 387	9 857 552
3920490000	Polymers Of Vinyl Chloride Tape;Weight<6% Of Plasticisers	1 422 505	11 909 736	2 682 096	21 593 527
3920510000	Acrylic Polymers Ofpoly(Methyl Methacrylate)	5 137	206 622	38 549	524 134
3920590000	Other Acrylic Polymer Exceptpoly(Methyl Methacrylate)	49 413	780 669	118 700	989 058
3920611000	Plates&Sheets Of Polycarbonates	88 296	1 022 794	221 801	2 454 036
3920619000	Polycarbonates Except Plates And Sheetsform	80 079	1 207 780	645 924	6 444 635
3920620000	Poly(Ethylene Terephthalate)	2 545 853	19 593 765	5 066 833	39 994 631
3920630000	Unsaturated Polyesters	13 508	150 807	24 662	385 530
3920690000	Oth Polyester,Not Polycarbonate,Poly(Ethylene Terephthalate)&Un:	492 180	5 094 625	2 912 914	20 608 490
3920711000	Cellophane Film	201 868	1 315 162	975 036	6 529 945
3920719000	Other Regenerated Cellulose, Exceptcellophane Film	9 653	40 295	73 518	265 078
3920730000	Cellulose Acetate Or Its Chemicalderivatives	0	17 638	0	30 301
3920799000	Other Cellulose Derivatives,Exceptnitrocellulose	217	4 387	668	7 516
3920911000	Film Of Poly(Vinyl Butyral) In Safetyglass,Thickness 0.38-0.76Mm W	127 811	1 072 922	691 078	6 655 005
3920919000	Other Poly(Vinyl Butyral)	54 052	372 734	125 849	1 613 067
3920921000	Plate,Sheet,Foil & Strip Of Polyamides-6	101 879	578 377	476 987	3 073 487
3920929000	Other Plate,Sheet,Foil & Strip Of Polyamides, Except Polyamides-6	154 610	1 579 782	620 306	6 216 348
3920930000	Plate,Sheet,Foil & Strip Of Amino-Resins	7 009	44 589	40 649	248 909
3920941000	Phenol Formaldehyde (Bakelite) Sheets	34 313	178 840	105 710	554 675
3920949000	Oth Plate,Sheet,Foil & Strip Of Phenolic Resins,Except Phenol Forma	177 074	1 049 613	90 250	931 452
3920991000	Oth Plate,Sheet,Foil&Strip;Oth Plastic;Hardened Proteine/Chemical	26 295	176 458	106 801	696 431
3920999000	Oth Plate,Sheet,Foil&Strip;Oth Plastic;Not Hardened Proteine/Cherr	228 840	5 626 558	765 694	6 728 214
3921112000	Plates,Sheets,Film,Foil&Strip, Cellular, Of Polymers Of Styrene; Rigid	1 137	11 995	9 734	66 948
3921119000	Plates,Sheets,Film,Foil&Strip, Cellular, Of Polymers Of Styrene; Not I	196 684	813 626	399 573	2 701 799
3921120000	Plates,Sheets,Film,Foil&Strip, Cellular, Of Polymers Of Vinyl Chloride	1 412 661	17 811 591	1 441 774	17 462 029
3921131000	Plates,Sheets,Film,Foil&Strip, Cellular, Of Polyurethanes; Rigid	12 083	182 938	181 355	1 719 883
3921139000	Plates,Sheets,Film,Foil&Strip, Cellular, Of Polyurethanes; Not Rigid	127 895	1 853 355	1 501 086	15 329 322
3921142000	Plates,Sheets,Film,Foil&Strip, Cellular, Of Regenerated Cellulose; Rig	0	5 582	0	4 466
3921149000	Plates,Sheets,Film,Foil&Strip, Cellular, Of Regenerated Cellulose; No	21 264	94 028	146 567	483 364
3921192000	Plates,Sheets,Film,Foil&Strip, Cellular, Of Other Plastics; Rigid	32 386	232 826	2 261 221	7 709 131
3921199000	Plates,Sheets,Film,Foil&Strip, Cellular, Of Other Plastics; Not Rigid	1 806 945	15 410 796	2 730 281	20 256 485
3921901000	Plates,Sheets,Film,Foil&Strip, Ofvulcanised Fibre	142 752	1 073 089	149 191	1 617 190
3921902000	Plates,Sheets,Film,Foil&Strip, Ofhardened Proteins	384 172	4 206 603	1 304 983	9 896 220
3921903000	Plates,Sheets,Film,Foil&Strip, Ofchemical Derivatives Of Natural Rut	0	19 805	0	137 160

I.3. IMPOR MENURUT KOMODITI / IMPORT BY HS COMMODITY

\*\*\* JULI/JULY 2014 \*\*\*

H S	Uraian Komoditi Commodity Description	Berat Bersih / Net Weight (Kg)		Nilai / Value C.I.F (US\$)	
		Bulan ini Current Month	Kumulatif Cum.Jan. to date	Bulan ini Current Month	Kumulatif Cum.Jan. to date
3921909000	Other Plates,Sheets,Film,Foil&Strip, Ofplastics	4 209 236	36 346 903	6 719 723	60 692 489
3922101000	Baths	37 686	244 794	253 960	1 681 829
3922109000	Shower-Baths, Sinks & Washbasins	72 751	594 933	686 973	4 008 119
3922200000	Lavatory Seats And Covers	97 707	690 567	521 373	3 366 450
3922901100	Parts Of Flushing Cisterns, Of Plastics	13 719	140 793	109 985	1 214 040
3922901200	Flushing Cisterns Equipped With Theirmechanisms	1 097	130 117	785	753 872
3922901900	Other Lavatory Pans, Flushing Cisterns & Urinals	16 080	165 185	55 818	710 035
3922909000	Similar Sanitary Ware, Of Plastics	138 559	779 691	393 517	2 579 523
3923101000	Film, Tape And Optical Disc Cases	62 881	249 180	299 930	2 167 880
3923109000	Other Boxes,Cases, Cratesand Similararticles	1 780 419	16 443 944	4 838 763	44 286 845
3923211100	Aseptic Bag Reinforced W/ Alum Foil;Width>=315Mm;Length>=410l	17 518	96 553	381 106	1 867 476
3923211900	Aseptic Bag Reinforced W/ Alum Foil;Width<315Mm;Length<410Mr	208 705	2 223 707	598 264	6 240 550
3923219100	Aseptic Bag Not Reinforced W/ Alum Foil;Width>=315Mm;Length>=	14 884	79 753	66 287	385 544
3923219900	Aseptic Bag Not Reinforced W/ Alum Foil;Width<315Mm;Length<41	697 409	5 530 137	3 229 582	22 999 358
3923291000	Aseptic Bag Not Reinforced W/ Alum Foil;Width>=315Mm;Length>=	21 973	117 301	189 072	1 084 452
3923299000	Aseptic Bag Not Reinforced W/ Alum Foil;Width<315Mm;Length<41	772 672	5 570 044	3 649 524	26 424 579
3923302000	Multilayer Fibreglass Reinforced Fuelcontainer	79 352	509 489	452 204	3 573 195
3923309000	Other Carboys, Bottles, Flasks & Similar Article	1 022 832	6 248 459	3 188 021	23 005 583
3923401000	Spool,Bobbin&Similar Support;Suitablefor Machines Heading 84.44,	50 754	444 736	322 039	3 456 180
3923409000	Other Spool,Cop,Bobbin & Similar Support	59 847	723 933	568 406	6 010 876
3923500000	Stoppers, Lids, Caps And Other Closures	1 037 295	7 123 397	5 410 308	40 619 156
3923901000	Toothpaste Tubes Container, Of Plastic	9 964	31 765	80 133	356 010
3923909000	Oth Articles For The Conveyance/Packinggoods Of Plastics	1 633 341	11 270 005	4 447 486	35 873 035
3924100010	Tableware & Kitchenware Of Melamine	17 373	325 189	34 510	476 325
3924100090	Tableware & Kitchenware Except Frommelamine	38 557	439 548	206 533	2 731 357
3924901000	Bed Pans, Urinals (Portable Type) &Chamber Pots;Of Plastics	6 309	179 072	25 578	740 156
3924909000	Other Household Articles&Hygienic/Toilet Articles, Of Plastics	1 538 212	11 642 126	6 012 042	48 481 820
3925100000	Reservoirs,Tanks,Vats & Similar Contain. Capacity <= 300 Litres	975	48 596	10 109	206 027
3925200000	Doors,Windows & Their Frames & Threshold For Doors	126 276	1 261 940	438 902	2 778 826
3925300000	Shutters,Blind (Include Venetian Blinds) And Similar Articles And Par	69 481	551 019	196 824	1 459 317
3925900000	Oth Builder Ware Plastic,Not Elsewherespecified Or Included	288 043	2 617 361	643 800	6 075 460
3926100000	Office Or School Supplies Of Plastics	442 072	3 270 252	854 605	6 272 804
3926206000	Articles Of Apparel Used For Protectionfrom Chemical,Radiation/Fir	6 305	233 146	69 156	1 104 355
3926209000	Oth Articles Of Apparel&Clothingaccessories;Of Plastics	523 880	4 280 441	3 070 277	26 059 327
3926300000	Fittings For Furniture, Coachwork Or The Like	147 783	1 062 010	798 436	4 894 381
3926400000	Statuettes & Other Ornamental Articles	100 580	896 213	347 079	3 171 919
3926901000	Floats For Fishing Nets, Of Plastics	18 453	334 478	145 750	1 096 482
3926902000	Fan & Handscreen, Frames & Handles Andparts	73 086	353 063	148 968	864 760
3926903200	Plastic Moulds With Denture Imprints	0	158	0	218
3926903900	Oth Hygienic,Medical & Surgical Articles; Of Plastics	343 729	3 021 640	3 669 714	25 734 865
3926904100	Police Shields, Of Plastics	0	164	0	5 546
3926904200	Protective Mask For Use In Welding &Similar Works	27 529	170 750	153 459	1 222 999
3926904400	Life Saving Cushions For The Protectionof Persons Falling From Hegr	0	4 915	0	16 889
3926904900	Other Safety And Protective Devices	123 413	1 003 171	619 728	9 259 593
3926905300	Transmission Or Conveyor Belts Or Beltin	53 834	280 538	308 633	2 726 760
3926905500	Plastic J-Hooks Or Bunch Blocks Fordetonators	8 016	117 158	57 773	465 462
3926905900	Other Industrial Articles, Of Plastics	908 681	6 937 304	11 002 780	91 880 780
3926906000	Poultry Feeders	2 224	32 989	2 996	48 649
3926907000	Padding For Articles Of Apparel Orclothing Accessories	207 067	1 288 878	883 207	5 623 617
3926908100	Shoe Lasts	32 592	297 107	1 001 778	4 732 076
3926908200	Prayer Beads	229	8 204	150	19 712
3926908900	Cards For Jewellery/Small Objects Ofpersonal Adornment	164 198	1 256 869	1 336 049	7 956 456
3926909100	Other Articles Of Plastics & Othermaterial Of Kind Used For Grain St	22 099	293 838	132 258	2 328 008
3926909200	Empty Capsules Of A Kind Suitable Forpharmaceutical Use	192	4 761	35 777	126 836
3926909900	Other Articles Of Plastics And Othermaterial	2 497 782	17 154 184	13 724 983	79 521 818
4001101100	Centrifuge Concentrat,Containing Ammonia >= 0.5%;Natural Rubber	1 443 700	11 722 863	2 225 038	18 342 616
4001101900	Natural Rubber Latex,Containing Ammonia>= 0.5%;In Other Forms	0	34 964	0	71 164
4001102100	Centrifuge Concentrat,Containing Ammonia < 0.5%;Natural Rubber	0	6 840	0	49 946
4001102900	Natural Rubber Latex,Containing Ammonia< 0.5%;In Other Forms	43 249	270 082	106 348	464 384
4001211000	Natural Rubber In Smoked Sheets, Rssgrade 1	0	175	0	960
4001213000	Natural Rubber In Smoked Sheets, Rssgrade 3	21 000	353 608	5 487	224 154
4001219000	Natural Rubber In Other Forms	17 500	157 549	28 295	147 746
4001221000	Technically Specified Natural Rubber(Tsnr) 10	630 000	840 000	1 006 425	1 418 760
4001222000	Technically Specified Natural Rubber(Tsnr) 20	2 520	2 520	6 373	6 373

I.3. IMPOR MENURUT KOMODITI / IMPORT BY HS COMMODITY

\*\*\* JULI/JULY 2014 \*\*\*

HS	Uraian Komoditi Commodity Description	Berat Bersih / Net Weight (Kg)		Nilai / Value C.I.F (US\$)	
		Bulan ini Current Month	Kumulatif Cum.Jan. to date	Bulan ini Current Month	Kumulatif Cum.Jan. to date
4001223000	Technically Specified Natural Rubber(Tsnr) L	1	114 459	2	3 178 920
4001224000	Technically Specified Natural Rubber(Tsnr) Cv	0	38 400	0	98 688
4001229000	Other Technically Specified Naturalrubber(Tsnr)	309 069	2 054 287	472 328	4 401 819
4001292000	Latex Crepes	879	3 530	15 204	55 968
4001295000	Other Crepes	0	3 000	0	23 400
4001297000	Skim Rubber	19 200	137 601	32 640	373 283
4001299000	Other Natural Rubber In Other Forms	20 160	99 142	37 800	215 802
4001301900	Jelutong In Other Forms	43	43	720	720
4001309900	Other Balata,Gutta-Percha,Guayule,Chicle Similar Natural Gums, In (	0	102 551	0	347 327
4002110000	Styrene-Butadiene Rubber,Carboxilatedstyrene-Butadiene Rubber;I	853 497	5 639 541	1 160 896	9 032 100
4002191000	Sbr,Xsbr;In Primary Forms/In Vulcanised,Uncompound Plates,Sheets	3 290 456	28 972 434	7 098 101	64 961 943
4002199000	Styrene-Butadiene Rubber,Carboxilatedstyrene-Butadiene Rubber;I	4 888 780	41 305 844	9 534 078	83 050 705
4002201000	Butadiene Rubber (Br), In Primary Forms	1 682 705	15 713 392	3 771 978	34 340 033
4002209000	Butadiene Rubber (Br), In Other Forms	5 120 877	29 507 988	9 788 269	62 522 500
4002311000	Isobutene-Isoprene Rubber,Unvulcanised,Uncompound Plates,Shee	669 460	4 460 248	2 174 046	15 394 193
4002319000	Isobutene-Isoprene (Butyl) Rubber (Iir), In Other Process	446 489	3 190 878	1 346 592	10 564 032
4002391000	Halo-Isobutane-Isoprene Rubber,Unvulcanised,Uncompound Plate,S	102 000	581 502	405 725	2 398 440
4002399000	Halo-Isobutane-Isoprene (Butyl) Rubber (Ciir/Biir), In Other Process	823 818	5 550 731	3 451 670	24 549 568
4002410000	Chloroprene (Chlorobutadiene) Rubber(Cr), In Latex Form	279 900	2 527 964	608 760	4 972 349
4002491000	Chloroprene (Chlorobutadiene) Rubber(Cr), In Primary Form	123 364	1 124 212	553 108	5 042 628
4002499000	Chloroprene (Chlorobutadiene) Rubber(Cr) In Other Form	191 535	2 256 366	843 773	9 706 383
4002510000	Acrylonitrile-Butadiene Rubber (Nbr), In Latex Form	1 475 588	9 056 335	2 337 057	14 421 827
4002591000	Acrylonitrile-Butadiene Rubber (Nbr), In Primary Form	41 244	662 562	171 827	2 202 929
4002599000	Acrylonitrile-Butadiene Rubber (Nbr), In Other Form	333 038	2 615 367	1 356 601	8 302 997
4002601000	Isoprene Rubber (Irr) In Primary Forms	115 460	543 032	261 481	1 338 986
4002609000	Isoprene Rubber (Irr) In Other Forms	10 455	544 286	113 732	1 405 250
4002701000	Ethylene-Propylene-Non-Conjugated Dienerubber (Epdm), In Primar	172 910	2 154 367	577 331	6 832 885
4002709000	Ethylene-Propylene-Non-Conjugated Dienerubber (Epdm), In Other	690 664	4 234 521	2 201 773	13 191 767
4002801000	Mixture Of Natural Rubber Latex Withsynthetic Rubber Latex	22	763 227	204	1 992 696
4002809000	Other Mixtures Of Any Product Of Heading 40.01 With Any Product	63 087	456 285	203 027	1 484 839
4002910000	Oth Synthetic Rubber & Factice Derivedfrom Oils, In Latex Forms	1 074 820	8 373 187	1 100 695	8 624 233
4002992000	Oth Synt Rubber&Factice Derived From Oil ;Primary Form,Unvulcani	26 124	126 168	244 112	1 164 617
4002999000	Oth Synthetic Rubber & Factice Derivedfrom Oils In Other Form	274 613	2 248 660	928 738	6 946 848
4003000000	Reclaimed Rubber In Primary Formsoar Inplates, Sheets Or Strips	1 036 249	10 314 496	785 970	7 870 083
4004000000	Waste,Paring&Rubber Scrap (Oth Hardrubber)&Powder&Granule Ol	1 020 050	4 976 999	434 564	2 560 704
4005101000	Compounded Of Natural Gums With Carbonblack/Silica,Unvulcanise	13 664	339 739	93 691	1 517 129
4005109000	Compounded Other Rubber With Carbonblack/Silica,Unvulcanised,I	285 635	2 553 684	1 398 770	13 846 780
4005200000	Solutions; Dispersions Oth Than Those Of Subheading 4005.10	34 581	487 458	77 607	877 357
4005911000	Natural Gums,In Plates, Sheets, & Strip	640	28 202	10 035	280 560
4005919000	Other Compounded Rubber,Unvulcanised,Inplates, Sheets, & Strip	105 355	2 312 121	524 604	8 472 733
4005991000	Other Compounded Rubber,Unvulcanised,Inlatex Form	4 430	20 118	11 012	75 893
4005999000	Other Compounded Rubber,Unvulcanised,Inother Form	215 895	1 767 033	472 304	3 033 087
4006100000	"Camel-Back" Strip For Retreading Rubber Tyres, Unvulcanised	44 078	547 042	59 351	834 604
4006901000	Natural Gums; Unvulcanised	46	17 092	711	30 925
4006909000	Oth Forms & Articles Of Unvulcanisedrubbers	85 369	432 284	728 340	3 288 616
4007000000	Vulcanised Rubber Thread & Cord.	296 112	3 965 274	990 394	11 188 229
4008111000	Plates,Sheet&Strip Of Cell. Rubber;Thick<=5Mm;Lined W/ One Side	9 910	81 174	65 637	390 842
4008112000	Floor Tiles And Wall Tiles Of Cellularrubber	0	28 505	0	54 023
4008119000	Other Plates, Sheets & Strip Of Cellular Rubber	124 367	1 272 501	628 280	6 099 413
4008190000	Other Forms Of Cellular Rubber	41 272	331 281	240 064	2 527 578
4008211000	Plate,Sheet&Strip Non-Cell. Rubber;Thick<=5Mm;Lined W/ One Side	14 234	105 325	680 079	5 217 869
4008212000	Floor Tiles And Wall Tiles Of Non-Cellular Rubber	3 418	4 624	29 029	45 673
4008219000	Other Plates, Sheets, & Strip Ofnon-Cellular Rubber	90 655	606 956	444 673	3 008 603
4008290000	Other Forms Of Non-Cellular Rubber	25 311	379 353	467 525	2 712 991
4009110000	Tube,Pipe & Hose,Not Reinforced/Combined W/ Oth Material Withc	92 442	987 565	461 393	4 706 661
4009121000	Mining Slurry Suction&Discharge Hose,Not Reinforce/Combine W/ C	7 135	21 141	14 733	332 485
4009129000	Oth Tubes,Pipes & Hoses, Not Reinforced/Combined W/ Oth Mtrl W	8 450	93 117	112 254	1 113 972
4009211000	Mining Slurry Suction&Discharge Hose,Reinforce/Combine W/ Oth M	437	9 783	7 975	63 615
4009219000	Oth Tube,Pipe & Hose,Reinforced/Combined W/ Oth Materials W/C	205 096	1 613 949	1 941 143	12 739 673
4009221000	Mining Slurry Suction&Discharge Hose,Reinforce/Combine W/ Oth M	49	80 166	2 237	204 149
4009229000	Oth Tube,Pipe & Hose,Reinforced/Combined W/ Oth Materials W/ F	229 502	709 506	3 860 268	7 334 874
4009311000	Mining Slurry Suction&Discharge Hose,Reinforce/Combine W/ Texti	2 535	50 973	20 895	281 612
4009319100	Fuel Hoses,Header Hoses&Water Hoses,Used On Motor Vehicles	168 469	1 370 961	2 487 407	20 584 857
4009319910	Rubber Hose For Gas Stove, Withoutfittings	0	75 221	0	119 745

I.3. IMPOR MENURUT KOMODITI / IMPORT BY HS COMMODITY

\*\*\* JULI/JULY 2014 \*\*\*

H S	Uraian Komoditi Commodity Description	Berat Bersih / Net Weight (Kg)		Nilai / Value C.I.F (US\$)	
		Bulan ini Current Month	Kumulatif Cum.Jan. to date	Bulan ini Current Month	Kumulatif Cum.Jan. to date
4009319990	Oth Tube,Pipe&Discharge Hose,Reinforced/Combined W/ Textile, W	28 971	435 430	304 869	3 420 985
4009321000	Mining Slurry Suction&Discharge Hose,Reinforce/Combine W/ Texti	398	669	5 059	34 520
4009329010	Rubber Hose For Gas Stove, With Fittings	2 209	8 291	5 782	19 151
4009329090	Oth Tube,Pipe&Discharge Hose,Reinforced/Combined W/ Textile, W	60 165	296 578	537 115	3 971 057
4009410000	Mining Slurry Suction&Discharge Hose,Reinforce/Combine W/ Oth M	167 437	1 755 824	1 046 720	9 105 190
4009421000	Mining Slurry Suction&Discharge Hose,Reinforce/Combine W/ Oth M	9 940	23 462	57 378	146 601
4009429000	Oth Tube,Pipe & Hose,Reinforced/Combined W/ Oth Material, With	642 230	2 374 704	8 478 351	34 365 555
4010110000	Conveyor Belts/Belting,Reinforced Withmetal	369 558	774 621	2 395 758	5 130 474
4010120000	Conveyor Belts/Belting,Reinforced Withtextile Material	243 908	2 492 342	539 410	6 261 056
4010190000	Other Conveyor Belts/Belting, Reinforced With Other Material	171 102	3 111 873	1 345 886	18 403 416
4010310000	V-Belts,V-Ribbes Of An Outside Circumference >60Cm And <=180Cn	29 127	201 028	548 803	3 652 598
4010320000	V-Belts,Oth Than V-Ribbed, Of An Outside Circumference>60Cm Anc	516	33 653	8 202	552 392
4010330000	V-Belts,V-Ribbed,Of An Outside Circumference>180Cm And <=240C	1 166	7 814	17 575	151 019
4010340000	V-Belts,Oth Than V-Ribbed, Of An Outside Circumference>180Cm Ar	280	16 224	6 178	229 402
4010350000	Endless Synchronous Belt,Of An Outsidecircumference>60Cm And <	925	11 745	32 963	248 162
4010360000	Endless Synchronous Belt,Of An Outsidecircumference>150Cm And	5	3 598	407	37 026
4010390000	Oth Transmission Belts/Belting	181 901	1 595 502	2 105 179	15 842 457
4011100000	New Pneumatic Tyres,Of Rubber Of A Kindused On Motor Cars	2 663 973	15 514 453	5 615 833	32 185 331
4011201000	New Pneumatic Tyre,Of Rubber Used Onbuses/Lorries, Width<450M	5 515 410	34 521 040	13 436 713	81 396 670
4011209000	New Pneumatic Tyre,Of Rubber Used Onbuses/Lorries, Width>=450	97 111	421 558	232 920	1 298 071
4011300000	New Pneumatic Tyres,Of Rubber Of A Kindused On Aircraft	90 887	545 154	1 520 927	8 522 422
4011400000	New Pneumatic Tyres,Of Rubber Of A Kindused On Motorcycles	61 203	740 925	377 763	3 228 026
4011500000	New Pneumatic Tyres,Of Rubber Of A Kindused On Bicycles	277 663	2 312 521	209 180	2 143 154
4011611000	New Pneumatic Tyres,Of Rubber Used Onagricultural/Forestry Tract	118 358	523 407	383 847	1 618 105
4011619000	New Pneumatic Tyres,Of Rubber Used Onagricultural/Forestry Vehic	133 652	1 083 944	298 311	3 228 450
4011621000	New Pneumatic Tyres,Of Rubber, Rimsize <61 Cm,Used On Tractors	10 059	86 935	43 013	393 563
4011629000	New Pneumatic Tyres,Of Rubber, Rimsize <61 Cm,Used On Const/In	33 119	246 718	120 184	664 513
4011631000	New Pneumatic Tyre,Of Rubber,Rim Size >=61Cm, Used On Tractors	0	3 791	0	31 065
4011639000	New Pneumatic Tyre,Of Rubber,Rim Size >=61Cm, Used On Const/lr	5 198	41 872	19 443	153 666
4011690000	New Pneumatic Tyre,Of Rubber, Used Foroth Purpose	2 847	71 816	11 589	480 888
4011921000	Oth New Pneumatic Tyre,Of Rubber,Used On Agricul./Forestry Tract	1 716	78 358	6 811	221 350
4011929000	Oth New Pneumatic Tyre,Of Rubber,Used On Agricul./Forestry Vehic	12 656	38 386	64 799	117 151
4011931000	Oth New Pneumatic Tyre,Of Rubber,Rimsize <61 Cm,Used On Tractc	22 456	1 489 889	61 624	3 027 091
4011939000	Oth New Pneumatic Tyre,Of Rubber,Rimsize <61 Cm,Used On Const	231 000	1 343 999	916 644	6 448 325
4011941000	Oth New Pneumatic Tyre,Rubber,Rimsize>=61Cm,Used On Mach Of	849 790	6 474 511	7 094 428	55 362 709
4011942000	Oth New Pneumatic Tyre,Rubber,Rimsize>=61Cm,Used On Tractor,F	16 925	29 278	143 317	247 301
4011949000	Oth New Pneumatic Tyre,Of Rubber,Rimsize >=61Cm, Used For Oth.	1 985 574	11 169 412	13 256 079	71 500 495
4011991000	Oth New Pneumatic Tyre,Of Rubber, Usedon Vehicles Of Chap.87	318 704	2 826 524	1 745 454	19 349 141
4011992000	Oth New Pneumatic Tyre,Of Rubber, Usedon Mach Of Heading 84.2	16 022	119 707	37 037	399 328
4011999000	Oth New Pneumatic Tyre,Of Rubber, Usedfor Oth, Width<450Mm	23 486	578 371	134 480	5 178 237
4012110000	Retreaded Tyres,Used On Motor Cars	778	11 031	449	7 391
4012129000	Retreaded Tyres,Used On Buses/Lorries,Width>=450Mm	107 577	222 325	131 715	297 777
4012130000	Retreaded Tyres,Used On Aircraft	6 817	41 348	34 720	272 335
4012191000	Retreaded Tyres,Used On Motorcycles	119	1 719	1 210	10 288
4012192000	Retreaded Tyres,Used On Bicycles	1 956	8 590	4 104	19 588
4012193000	Retreaded Tyres,Used On Machinery Ofheading 84.29/84.30	570	570	2 153	2 153
4012194000	Retreaded Tyres,Used On Oth Vehicles Ofchapter 87	0	79	0	1 942
4012199000	Retreaded Tyres,Used For Oth Purpossed	38 780	566 899	65 006	620 849
4012901400	Solid Tyres,External Diameter >250 Mm,Width<450Mm	4 739	103 276	18 663	422 980
4012901500	Solid Tyres,External Dia.>250,Width> 450Mm,Used On Vehicle Of Cl	1 718	44 769	9 061	222 385
4012901600	Oth Solid Tyres,External Diameter>250Mm,Of A Width>450Mm	0	1 024	0	7 932
4012901900	Oth Solid Tyres,External Diameter<250Mm,Of A Width>450Mm	59 729	487 179	149 198	1 501 234
4012902100	Cushion Tyres, Of A Width Not Exceeding450Mm	28	17 505	1 615	71 798
4012902200	Cushion Tyres, Of A Width Exceeding450Mm	0	14 023	0	37 027
4012907000	Replaceable Tyre Treads, Width<450Mm	46 734	657 726	138 908	1 990 689
4012908000	Tyre Flaps	56 449	352 118	51 548	525 010
4012909000	Oth Retreaded/Used Pneumatic,Solid/Cushion Tyres, Of Rubber	86 014	346 553	238 400	891 787
4013101100	Inner Tubes,Of Rubber,Used On Motor Carwidth Tyres<450Mm	213 478	1 067 930	296 953	1 221 565
4013101900	Inner Tubes,Of Rubber,Used On Motor Carwidth Tyres>450Mm	0	55 336	0	41 001
4013102100	Inner Tubes,Of Rubber,Used On Bus/Lorriwidth Tyres<450Mm	16 645	354 734	43 176	1 235 260
4013102900	Inner Tubes,Of Rubber,Used On Bus/Lorriwidth Tyres>450Mm	0	181 024	0	660 909
4013200000	Inner Tubes,Of Rubber,Used On Bicycles	95 193	828 779	85 959	957 533
4013901100	Inner Tube,Of Rubber,Used On Heading84.29/84.30:Width Tyres<4	6 892	32 681	19 958	105 491
4013901900	Inner Tube,Of Rubber,Used On Heading84.29/84.30:Width Tyres>4	0	28 425	0	119 976



I.3. IMPOR MENURUT KOMODITI / IMPORT BY HS COMMODITY

\*\*\* JULI/JULY 2014 \*\*\*

HS	Uraian Komoditi Commodity Description	Berat Bersih / Net Weight (Kg)		Nilai / Value C.I.F (US\$)	
		Bulan ini Current Month	Kumulatif Cum.Jan. to date	Bulan ini Current Month	Kumulatif Cum.Jan. to date
4013902000	Inner Tube,Of Rubber,Used On Motorcycle	4	50 078	8	90 373
4013903100	Inner Tube,Of Rubber,Used On Oth Vehicle Of Chap.87, Width Tyres	0	22 699	0	20 255
4013903900	Inner Tube,Of Rubber,Used On Oth Vehicle Of Chap.87, Width Tyres	9 586	92 292	5 553	130 822
4013904000	Inner Tube,Of Rubber,Used On Aircraft	9 234	27 839	35 368	103 603
4013909100	Oth Inner Tube,Of Rubber,Suitable Forfitting To Tyres Of Width<450	1 674	73 536	11 076	129 394
4013909900	Oth Inner Tube,Of Rubber,Suitable Forfitting To Tyres Of Width>450	211	280 396	2 041	493 023
4014100000	Sheath Contraceptives	36 324	407 905	395 604	4 466 416
4014901000	Teats For Feeding Bottles & Similararticles	17 455	83 188	204 791	1 099 657
4014904000	Stoppers For Pharmaceutical Use	21 997	254 953	461 890	5 038 800
4014909000	Oth Hygienic/Pharmaceutical Articles,Ofvulcanised Rubber	18 453	127 047	157 336	1 418 858
4015110000	Gloves, Mittens & Mitts, For Surgical	80 815	571 467	679 754	3 824 222
4015190000	Gloves, Mittens & Mitts, For Otherpurposed	141 425	890 653	695 835	4 787 193
4015901000	Lead Aprons	0	3 273	0	8 858
4015902000	Divers' Suits(Wet Suit)	2	2 124	454	5 071
4015909000	Oth Article Of Apparel, Clothing Accessfor All Purposed	43 950	338 315	199 309	1 710 411
4016101000	Padding For Articles Of Apparel Orclothing Accessories	13 787	84 283	119 625	941 111
4016102000	Floor Tiles And Wall Tiles	0	173	0	762
4016109000	Oth Articles Of Vulcanised Rubber Otherof Cellular Rubber	77 879	499 484	564 087	3 916 451
4016911000	Mats	105 860	641 964	198 534	1 274 974
4016912000	Tiles	0	5 082	0	13 945
4016919000	Oth Floor Coverings	141 719	1 454 310	263 425	2 073 969
4016921000	Eraser Tips	70 184	794 545	119 335	1 652 980
4016929000	Other Erasers	25 763	385 325	112 463	1 399 650
4016931000	Gasket,Washer&Seal Used To Insulate Theterminal Lead Of Electroly	26 010	149 594	544 351	3 483 483
4016932000	Gasket&O-Ring, Used On Motor Vehicle Ofheading 87.02,87.03,87.C	197 281	1 270 416	3 727 241	26 408 661
4016939000	Oth Gaskets, Washers & Oth Seals	355 836	3 068 423	4 725 217	38 194 312
4016940000	Boat/Dock Fenders,Whether/Not Inflatable	204 664	891 144	743 548	3 974 005
4016950000	Oth Articles Of Vulcanised Rubber,Inflatable	115 540	1 082 278	264 638	4 326 577
4016991300	Weatherstripping,Used On Motor Vehicleof Heading 87.02,87.03/87	59 223	764 786	790 201	8 095 375
4016991400	Oth Article Of Vulcanised Rubber,Forvehicle Of Heading 87.02-87.0!	235 522	1 801 621	3 113 643	22 708 707
4016991500	Oth Article Of Vulcanised Rubber,Forvehicles 87.09,87.13,87.15&87	3 358	50 060	39 222	656 882
4016991600	Bicycle Mudguards	8	5 458	1 983	7 372
4016991700	Bicycle Parts	22 776	75 825	143 639	485 518
4016991800	Other Bicycle Accessories	304	8 625	466	3 058
4016991900	Oth Parts & Access For Vehicle Of Rubber Of Chapter 87	47 687	336 838	424 212	3 636 511
4016992000	Parts & Access Of Rotochutes Of Heading88.04	3 272	50 171	37 587	522 734
4016993000	Rubber Bands	103 574	497 459	339 457	2 842 539
4016994000	Wall Tiles	10 575	157 296	59 551	507 847
4016995100	Rubber Rollers	117 348	740 854	620 090	4 265 465
4016995200	Tyre Moulds Bladders	35 588	196 919	551 388	3 520 599
4016995300	Electrical Insulators Hoods	2	399	52	62 466
4016995400	Rubber Grommets & Rubber Cover Forautomotive Wiring Harnesses	92 271	707 356	1 467 553	13 921 355
4016995900	Oth Article,Used In Machinery/Mechanical/Electrical Appliances/For	66 075	835 513	1 474 573	19 297 046
4016996000	Rail Pad, Of Rubber	2 904	17 555	15 671	365 858
4016997000	Structural Bearings Including Bridgebridge Bearings, Oth Than Rail P.	3 490	52 420	244 181	1 525 578
4016999100	Table Coverings	513	8 723	19 593	91 318
4016999900	Oth Articles Of Vulcanised Rubber Foroth Purposed	302 168	2 065 913	2 035 921	16 927 911
4017001000	Floor Tiles&Wall Tiles	415	22 797	14 531	260 367
4017002000	Other Articles Of Hard Rubber	25 757	705 091	448 260	2 102 787
4017009000	Other Hard Rubber In All Form,Includewaste & Scrap, Articles Of Hai	12 390	203 124	122 571	2 435 738
4101201000	Hide&Skin,Weight/Skin<8Kg(Simply Dried),10Kg(Dry-Salt),16Kg(Fres	889 415	5 269 486	640 624	3 847 410
4101209000	Hide&Skin,Weight/Skin<8Kg(Simply Dry),10Kg(Dry-Salt),16Kg(Fresh)	5	309	230	15 659
4101501000	Whole Hide & Skin,Of A Weight >16 Kg,Pre-Tanned	76 178	439 614	384 253	1 530 500
4101509000	Whole Hide & Skin,Of A Weight >16 Kg,Not Pre-Tanned	250 740	250 740	423 859	423 859
4101909000	Oth Hide&Skin,Inc Butt,Weight/Skin<8Kg(Simply Dry),10Kg(Dry-Salt)	493 484	2 638 583	378 637	2 107 421
4102100000	Raw Skins Of Sheep/Lambs With Wool On	0	258 075	0	207 070
4102210000	Raw Skins Of Sheep/Lambs Without Wool On , Pickled	30 119	52 159	285 700	505 354
4103201000	Raw Hide & Skin Of Reptiles,Pre-Tanned	0	779	0	13 684
4103209000	Raw Hide & Skin Of Reptiles,Not Pre-Tanned	172	809	8 442	64 913
4103300000	Raw Hide & Skin Of Swine	0	3	0	103
4103900000	Raw Hide & Skin Of Oth Animal	265 570	1 037 960	212 456	876 854
4104110010	Bovine Leather, Vegetable Pre-Tanned,Full Grains, Unsplit In The We	18 668	78 178	113 778	350 147
4104110090	Oth Tanned/Crust Hide&Skin Of Bovine,Full Grain,Unsplit In The We	1 028 181	6 001 285	2 736 714	13 169 687
4104190000	Oth Tanned/Crust Hide&Skin Of Bovine,Not Full Grain,Unsplit In The	429 203	3 144 274	2 218 265	20 991 755

I.3. IMPOR MENURUT KOMODITI / IMPORT BY HS COMMODITY

\*\*\* JULI/JULY 2014 \*\*\*

H S	Uraian Komoditi Commodity Description	Berat Bersih / Net Weight (Kg)		Nilai / Value C.I.F (US\$)	
		Bulan ini Current Month	Kumulatif Cum.Jan. to date	Bulan ini Current Month	Kumulatif Cum.Jan. to date
4104410000	Crust Vegetable(Semi-Tanned) Hide&Skin,Full Grain,Unsplit;In The E	124 469	1 071 318	2 566 997	17 768 438
4104490000	Oth Crust Vegetable(Semi-Tanned) Hide&Skin,Full Grain,Unsplit;In T	311 431	2 977 615	5 320 034	49 282 360
4105100000	Tanned/Crust Sheep/Lamb Skin,W/O Wool On/Hair On,In The Wet S	0	424 372	0	3 976 027
4105300000	Tanned/Crust Sheep/Lamb Skin,W/O Wool On/Hair On,In Dry State	2 063	16 252	172 685	1 046 775
4106210000	Tanned/Crust Goat/Kid Hide&Skin,W/O Wool On/Hair On,In The We	17 300	25 936	127 118	163 118
4106220000	Tanned/Crust Goat/Kid Hide&Skin,W/O Wool On/Hair On,In The Dry	0	156	0	6 993
4106320000	Tanned/Crust Hide & Skin Of Swine,W/Owool On/Hair On,In The Dry	31	640	1 003	22 191
4106402000	Tanned/Crust Hide & Skin Of Reptiles,W/O Wool On/Hair On,In The	0	16	0	1 896
4106910000	Oth Tanned/Crust Hide&Skin Of Oth Animal,W/O Wool On/Hair On,	14 920	73 807	43 221	224 025
4106920000	Oth Tanned/Crust Hide&Skin Of Oth Animal,W/O Wool On/Hair On,	978	6 935	98 311	672 334
4107110000	Whole Hide&Skin,Full Grains,Unsplit Ofbovine/Equine Animals,W/O	26 393	280 788	822 383	8 131 472
4107120000	Whole Hide&Skin,Grains Splits Of Bovine/Equine Animals,W/O Hair	18 615	210 917	359 284	4 100 946
4107190000	Oth Whole Hide&Skin Of Bovine/ Equineanimals, In Oth Form	251 140	2 203 355	5 704 828	49 844 808
4107910000	Oth Whole Hide&Skin,Including Side Ofbovine/Equine Animals,Full C	881	135 139	30 971	4 387 848
4107920000	Oth Whole Hide&Skin,Including Side Ofbovine/Equine Animals, Grai	129 882	928 818	3 386 851	23 775 801
4107990000	Oth Whole Hide & Skin,Including Side,Ofbovine/Equine Animals, In C	717 760	4 482 014	10 112 032	58 175 184
4112000000	Leather Further Prep. After Tanning/Crust,Oth Than Leather Of Hea	9 193	181 354	335 280	4 302 553
4113100000	Leather Further Prepared After Tanning/Crusting, Of Goats Or Kids	28 607	149 048	912 748	5 194 116
4113200000	Leather Further Prepared After Tanning/Crusting, Of Swine	25 308	235 341	387 260	4 961 435
4113300000	Leather Further Prepared After Tanning/Crusting, Of Reptiles	0	1 463	0	16 346
4113900000	Leather Further Prepared After Tanning/Crusting, Of Oth Animals	9 520	91 422	250 345	1 357 427
4114100000	Chamois (Including Combination Chamois)Leather	0	8 624	0	16 397
4114200000	Patent Leather&Patent Laminated Leather, Metalised Leather	128 832	372 286	917 795	4 422 634
4115100000	Composition Leather With Base Of Leather/Leather Fibre,In Slabs, Sl	4 071	79 942	140 762	1 158 994
4115200000	Paring End Oth Other Waste Of Compositionleather,Not Suit For Leather	0	52 000	0	46 800
4201000000	Saddlery & Harness For Any Animal Of Any Materials	0	1 002	0	3 157
4202110010	Travel Goods W/ Max Dimension Of H X W X L = 56Cm X 45Cm X 25C	0	1 901	0	63 770
4202110090	Trunk,Suit,Vanity,Executive,Brief-Caseswith Outer Surface Of Leathe	133 506	872 363	857 825	7 360 673
4202121100	School Satchel With Outer Surface Ofvulcanised Fibre	17	79 024	81	491 795
4202121900	School Satchel With Outer Surface Ofplastics/Textile Materials	73 137	610 946	195 226	2 738 548
4202129100	Trunk,Suit,Vanity,Executive,Brief-Casesw/ Out Surface Of Vulcanise	7	15 900	396	240 241
4202129900	Trunk,Suit,Vanity,Executive,Brief-Casesw/ Out Surface Of Plastics/Te	549 073	3 947 058	1 939 654	17 634 172
4202192000	School Satchel,Trunk,Suit,Vanity,Brief,W/ Outer Surface Of Paperbo	25	7 965	786	116 236
4202199000	School Satchel,Trunk,Suit,Vanity,Brief,W/ Outer Surface Of Plastic/T	145 361	836 409	626 587	3 230 676
4202210000	Hand Bag With Outer Surface Of Leatheror Of Patent Leather	4 061	46 627	236 810	7 426 851
4202220000	Hand Bag With Outer Surface Of Plasticsheeting Or Of Textile Mater	196 641	1 750 697	1 964 845	17 054 575
4202290000	Hand Bag With Other Outer Surface	643 870	4 998 412	2 214 747	20 640 337
4202310000	Artcl In Pocket/Hand Bag With Outersurface Of Leather Or Of Paten	14 361	109 218	236 559	1 956 861
4202320000	Artcl In Pocket/Hand Bag With Outer Surface Of Plastics Or Of Textil	136 480	749 176	439 623	4 594 299
4202391000	Article Of Kind Normally Carried Pocketor In Handbag With Outer Sr	3 947	24 313	15 802	121 860
4202393000	Article Of Kind Normally Carried Pocketor In Handbag W/ Outer Srfc	0	88	0	653
4202399000	Article Of Kind Normally Carried Pocketor In Handbag With Outer Sr	29 985	201 084	145 032	995 654
4202911100	Sport Bags,With Outer Surface Of Leather Composition Leather/Of F	0	53	0	10 650
4202911900	Oth Sport Bags,With Outer Surface Oflethr Composition Leather/Of P	4	1 000	17	74 552
4202919000	Oth Artcls With Outer Surface Of Leather Or Of Patent Leather	65 384	373 120	220 733	1 594 557
4202921000	Toiletry Bags With Outer Surface Ofplastic Or Of Textile Materials	258	16 326	2 005	105 511
4202922000	Bowling Bags With Outer Surface Ofplastic Or Of Textile Materials	3	73	32	3 198
4202929000	Other Articles With Outer Surface Ofplastic Or Of Textile Materials	79 420	960 553	926 703	8 362 948
4202991000	With Outer Surface Of Vulcanised Fibreor Paperbord Oth Bags	1 051	128 269	4 347	256 860
4202992000	With Outer Surface Of Vulcanised Fibreor Paperbord Oth Bags Of Cr	0	9	0	2
4202999000	Oth Than Trunk, Suit-Cases,Handbags, &Similar Containers	50 479	508 656	359 247	2 540 830
4203100000	Articles Of Apparel Of Leather Or Ofcomposition Leather.	677	8 430	38 499	523 928
4203210000	Gloves,Mittens & Mitts Speciallydesigned For Use In Sports Of Leath	2 027	9 938	124 423	333 633
4203291000	Protective Work Gloves Of Leather Or Ofcomposition Leather	8 834	143 771	90 412	930 939
4203299000	Oth Gloves, Mittens & Mitts Of Leatheror Of Composition Leather	26 741	684 366	106 025	494 666
4203300000	Belts & Bandoliers Of Leather Or Ofcomposition Leather	21 603	361 055	178 730	3 046 999
4203400000	Oth Clothing Access Of Leather Or Ofcomposition Leather	14 911	108 529	30 313	644 645
4205001000	Oth Articles Of Leather Or Ofcomposition Leather, Boot Laces ; Mats	2 146	24 771	27 913	502 143
4205002000	Oth Articles Of Leather, Industrialsafety Belt & Harnesses	9 500	129 899	38 979	620 505
4205003000	Leather Strings Or Cords For Jewelry Orfor Personal Adornment	368	21 992	5 561	197 301
4205004000	Oth Articles Of A Kind Used In Machinery Or Mechl Appliance Or For	529	10 272	6 826	70 380
4205009000	Oth Articles Of Leather Oth Than Bootlaces,Safety Belt & Leather Str	1 467	21 859	226 354	1 095 470
4206009000	Oth Articles Of Gut Of Goldbeaters Skinof Bladders Or Of Tendons	0	28	0	189 981
4301800000	Raw Furkins Oth Furskins, Whole, With Or Without Head, Tail Or Pav	0	662	0	344 226

I.3. IMPOR MENURUT KOMODITI / IMPORT BY HS COMMODITY

\*\*\* JULI/JULY 2014 \*\*\*

HS	Uraian Komoditi Commodity Description	Berat Bersih / Net Weight (Kg)		Nilai / Value C.I.F (US\$)	
		Bulan ini Current Month	Kumulatif Cum.Jan. to date	Bulan ini Current Month	Kumulatif Cum.Jan. to date
4302190000	Tanned Or Dressed Furskins, Oth Than Ofmink	1 423	26 406	138 642	1 668 551
4303100000	Articles Of Apparel, Clothingaccessories Oth Articles Of Furskin	435	1 673	90 684	385 886
4303902000	Article For Industrial Uses Oth Than Offurskin	130	131	80 433	80 469
4303909000	Oth Article Of Apparel,Clothing Accessories Of Furskin	1 257	6 890	367 939	3 250 546
4304001000	Artificial Fur And Articles Thereof	361	5 586	134 376	245 439
4304002000	Article For Industrial Uses Ofartificial Fur	160	2 127	31 632	107 515
4304009100	Sport Bags Of Artificial Fur And Andarticles Thereof	0	11 614	0	20 891
4304009900	Oth Then Artificial Fur&Articles Forindustrial Uses&Sport Bags	0	1	0	18
4401100000	Fuel Wood,In Logs,In Billets,In Twigsfaggots Or In Similar Forms	0	74 667	0	44 822
4401210000	Coniferous, Wood In Chips Or Particles	0	27 002	0	8 244
4401220000	Non-Coniferous Wood In Chips Or Particles	0	47 045	0	44 107
4401310000	Wood Pallets Sawdust&Wood Waste And Scrap, Wheter Or Not An	16 748	34 763	9 248	17 005
4401390000	Oth Sawdust&Wood Waste&Scrap,Whether Ornot Agglomerat In Lo	1 974 044	9 701 733	607 425	3 094 773
4402901000	Oth Than Wood Charcoal(Including Shell Or Nut Charcoal), Of Bambi	0	19 457	0	18 296
4402909000	Oth Wood Charcoal(Including Shell Or Nut Charcoal), Of Coconut Sh	0	1 386	0	41 638
4403101000	Baulks,Sawlogs&Vener Logs Wood In The Rough,Whether Or Not At	24 246	140 905	50 116	259 416
4403109000	Oth Baulk,Sawlog,Pit-Props,Poles,Piles Treated With Paint	5 988	193 137	11 576	182 652
4403209000	Other Than Wood Of Coniferous In The Rough, Not Treated	97 500	2 733 006	55 731	1 360 577
4403419000	Oth Than Wood Of Dark&Light Red Meranti, Meranti Bakau,In The R	481 656	2 901 145	11 478	69 851
4403499000	Other Than Wood Of Other Tropical Wood In The Rough, Not Treate	0	45 000	0	29 945
4403911000	Baulks Sawlog & Veneer Log Of Oak Not Treated	871 000	5 185 426	366 080	2 138 976
4403919000	Other Than Wood Of Oak In The Rough, Not Treated	410 742	2 225 267	224 440	1 062 725
4403921000	Baulks Sawlog & Veneer Log Of Oak	0	133 546	0	17 853
4403929000	Other Than Wood Of Beech In The Rough, Not Treated	16 471 129	112 717 909	1 256 500	8 512 532
4403991000	Baulks Sawlog & Veneer Log Of Other Tree Not Treated	25 001	103 008	66 905	269 769
4403999000	Other Than Wood Of Other Tree In Therough, Not Treated	312 000	2 239 983	31 187	401 646
4404201000	Hoopwood, Split Poles;Piles, Picket & The Like Of Non Coniferous	30 064	153 267	138 797	483 790
4404209000	Oth Than Hoopwood, Split Poles;Piles,Picket & The Like Of Non Coni	0	26 543	0	43 190
4405002000	Wood Wool, Wood Flour.	1 088 980	8 687 033	312 703	2 619 847
4406900000	Oth Railway Or Tramway Sleepers(Cross-Ties) Of Wood Impregnatec	0	35 229	0	73 576
4407100000	Wood Sawn/ Chipped Length Of A Thick > 6 Mm.Of Coniferous,Plan	4 140 829	39 201 271	2 743 923	25 295 233
4407219000	Wood Sawn/ Chipped Length Of A Thick > 6 Mm.Of Mahogany,Not F	2 696	77 350	4 213	121 921
4407251900	Wood Sawn/ Chipped Of A Thick > 6Mm. Ofdark&Light Red Meranti	0	32 835	0	59 008
4407252100	Oth Wood Sawn/ Chipped Of A Thick > 6 Mm.Of Meranti Bakau,Plar	304 121	2 166 431	252 497	1 822 810
4407279000	Wood Sawn/ Chipped Of A Thick > 6 Mm.Ofsapelli,Not Planed, Not S	530 805	1 432 241	354 933	971 787
4407289000	Wood Sawn/ Chipped Of A Thick > 6 Mm.Ofiroko,Not Planed, Not Sa	14 020	304 325	18 548	342 777
4407291900	Oth Than Wood Sawn/ Chipped Of A Thick > 6 Mm Of Jelutong,Not F	21 030	76 067	22 253	85 888
4407292900	Oth Than Wood Sawn/ Chipped Of A Thick > 6 Mm.Of Kapur,Not Pla	0	30 660	0	37 049
4407293900	Oth Than Wood Sawn/ Chipped Of A Thick > 6 Mm.Of Kempas,Not P	0	2 375	0	10 696
4407296900	Wood Sawn/ Chipped Of A Thick > 6 Mm.Ofteak,Not Planed, Not Sai	22 587	228 711	87 887	494 712
4407299300	Oth Sanded Or End Jointed&Of A Thick> 6 Mm Jongkok & Merbau	104 434	156 851	46 491	72 485
4407299990	Oth Than Tropical Wood, Oth Sanded Or End Jointed&Planed,Thickr	0	42 364	0	93 930
4407911000	Wood Sawn/ Chipped Of A Thick > 6 Mm.Ofoak,Sanded Or End-Joint	280 839	1 349 372	256 528	1 248 722
4407919000	Oth Wood Sawn/ Chipped Of A Thick> 6 Mm Of Oak,Not Planed, No	1 998 215	14 201 193	1 889 985	13 530 337
4407921000	Wood Sawn/ Chipped Of A Thick > 6 Mm.Ofbeech,Planed	1 361	377 113	5 970	304 902
4407929000	Wood Sawn/ Chipped Of A Thick > 6 Mm.Ofbeech,Not Planed, Not S	135 274	1 329 009	91 944	1 000 013
4407931000	Wood Sawn/ Chipped Of A Thick > 6 Mm.Ofmaple,Sanded Or End-Jc	19	2 012	1 300	37 707
4407939000	Oth Than Wood Sawn/ Chipped Of A Thick > 6 Mm.Of Maple,Not Plk	197 085	1 531 101	364 141	3 004 299
4407959000	Oth Wood Sawn/ Chipped Of A Thick> 6 Mm Of Ash,Not Planed, Not	57 794	561 092	49 200	1 003 874
4407991000	Oth Than Wood Sawn/ Chipped Of A Thick> 6 Mm.Of Other Tree,Pla	59 565	1 056 776	41 035	647 674
4407999000	Wood Sawn/ Chipped Of A Thick > 6 Mm.Ofother Tree,Not Planed, P	1 233 502	11 115 774	1 124 424	9 543 797
4408101000	Cedar Wood Slats Prepared For Pencilmanufact;Radiata Pinewood C	389 425	1 906 446	210 296	994 946
4408103000	Face Veneer Sheets, Coniferous	19 521	306 601	75 580	1 060 038
4408109000	Oth Coniferous,Oth Cedar Wood Slats,Face Veneer Sheets	246 001	1 741 227	407 700	3 287 827
4408310000	Dark Red Meranti, Light Red Meranti Andmeranti Bakau Of The Trop	0	700	0	6 470
4408399000	Oth Jelutong Wood And Oth Wood Preparedfor Pencil Manufact	134 157	1 021 416	422 657	2 312 146
4408900000	Oth Than Sheets For Veneering And Of The Tropical Wood Of Thicke	443 958	4 086 551	1 372 593	10 894 786
4409100000	Coniferous Wood Cotinuously Shapedalong Any Of Its Edgee,Ends/F	0	408 417	0	421 008
4409290000	Oth Non Coniferous Oth Teak Stripsfriezes For Parquet Flooring	47 277	271 033	84 361	453 211
4410110000	Particle Board & Similar Board Of Woodor Other Ligneous Materials	13 974 351	165 532 370	3 711 431	41 450 537
4410120000	Oriented Strand Board Of Wood	55	24 898	44	12 782
4410190000	Oth Particle Board,Oriented Strand Board (Osb) Of Wood	166 603	8 613 607	84 910	2 749 500
4410900000	Oth Than Particle Board & Similar Boardof Other Ligneous Materias	72 095	539 844	29 620	242 093
4411120000	Medium Density Fibreboard (Mdf) Of A Thickness < 5Mm	1 556 500	18 641 876	774 713	9 024 071

I.3. IMPOR MENURUT KOMODITI / IMPORT BY HS COMMODITY

\*\*\* JULI/JULY 2014 \*\*\*

H S	Uraian Komoditi Commodity Description	Berat Bersih / Net Weight (Kg)		Nilai / Value C.I.F (US\$)	
		Bulan ini Current Month	Kumulatif Cum.Jan. to date	Bulan ini Current Month	Kumulatif Cum.Jan. to date
4411130000	Medium Density Fibreboard (Mdf) Of Athickness > 5Mm And < 9 Mm	914 098	9 200 899	570 059	6 035 068
4411140000	Medium Density Fibreboard (Mdf) Of Athickness > 9 Mm	2 974 638	21 797 944	1 412 360	10 549 641
4411920000	Oth Fibreboard Of A Density >0.8G/Cm3	228 278	1 426 068	150 812	990 443
4411930000	Oth Fibreboard Of 0,5G/Cm<Density <0,8G/Cm3	562 754	3 171 658	246 704	1 400 423
4411940000	Oth Fibreboard Of A Density <0.5G/Cm3	150	280 838	573	166 406
4412100000	Plywood,Veneered Panel&Similar Laminated Wood Of Bamboo	0	83 804	0	77 925
4412310000	Oth Plywood,Consisting Solaly <6Mmthinkness W/ At Least One Out	385 115	2 867 824	271 218	2 456 596
4412320000	Oth Plywood,Each Thick.<6Mm With Atleast One Outer Ply Of Non C	755 972	3 494 092	587 574	2 680 054
4412390000	Oth Plywood Consisting Solely Of Sheetsof Wood Of Each Thick < 6 M	4 371 250	36 903 852	2 355 333	17 952 509
4412940000	Oth Plywood,Veneered Panels&Similar Wood Of Blockboard,Lamint	72 945	300 753	49 557	375 801
4412990010	Veneered Panels&Similar W/At Least Oneother Wood	0	25 031	0	47 446
4412990090	Veneered Panels&Similar W/At Least Oneother Wood	404 121	3 201 880	382 163	2 828 373
4413000000	Densified Wood, In Blocks,Plates,StripsOf Profile Shapes.	902	242 252	7 687	559 237
4414000000	Wooden Frames For Paintings, Photographs Mirrors Or Similar Obje	10 051	90 180	47 408	316 284
4415100000	Cases, Boxes, Crates, Drums & Similar Packings; Cable-Drums	5 862	34 457	16 781	139 880
4415200000	Pallets,Box Pallets& Other Load Boards;Pallet Collars	299 127	1 609 519	235 099	1 253 952
4416009000	Casks,Barrels,Vats,Tubs&Other Coopersproducts & Parts Thereof, O	0	294 275	0	320 816
4417001000	Tools,Tool Bodies,Tool Handles,Broom Orbrush Bodies & Handles, O	610	9 858	2 132	105 093
4417009000	Oth Tools,Tool Bodies,Tool Handles,Broom Or Brush Bodies & Handl	105 124	1 154 397	184 488	1 660 330
4418100000	Windows,French-Windows&Their Framesof Wood	0	1	0	6
4418200000	Doors & Their Frames & Thresholds Ofwood	39 432	275 159	45 327	531 781
4418400000	Shuttering For Concrete Construcal Workof Wood	42 245	997 177	59 049	2 095 773
4418600000	Posts And Beams	0	39 219	0	63 524
4418720000	Oth Multilayer Bullders Joinery And Carpantry Of Wood	4 135	86 934	37 660	224 674
4418790000	Oth Assembled Flooring Panels Of Wood	7 230	128 047	6 865	304 479
4418901000	Oth Cellular Wood Panels	0	58 167	0	104 782
4418909000	Other Builders Joinery & Carpentry Of Wood	165 562	2 146 286	150 867	2 050 679
4419000000	Tableware And Kitchenware, Of Wood.	46 370	246 531	58 942	439 415
4420100000	Statuettes & Oth Ornaments, Of Wood	149	45 513	9 591	248 286
4420901000	Oth Wooden Articles Of Furniture Notfalling In Chapter 94	449	965	1 121	9 165
4420909000	Oth Wood Marquetry And Inlaid,Casket And Similar Articles Of Woo	32 188	278 762	61 865	725 340
4421100000	Clothes Hangers Of Wood	8 619	120 275	41 381	6 423 185
4421901000	Spools, Cops & Bobbins, Sewing Threadreels And The Like Of Wood	3	3 901	110	36 325
4421902000	Match Splints	0	15 332	0	21 094
4421903000	Wooden Pegs Or Pins For Footwear	0	37 057	0	100 575
4421904000	Candy-Sticks, Ice-Cream Sticks & Ice Cream Spoons	327 024	1 398 735	488 191	2 505 763
4421907000	Fans & Handcreens, Frames & Handles Of Wood	9	9	100	100
4421908000	Toothpicks Of Wood	146 730	541 525	76 446	274 630
4421909300	Prayer Beads	0	1 989	0	20 242
4421909400	Oth Beads	106	2 240	2 189	50 525
4421909900	Other Wooden Articles	305 199	1 852 752	411 755	2 542 706
4501100000	Natural Cork, Raw / Simply Prepared;Wasta Cork,Crushed,Granulate	0	1 791	0	11 119
4501900000	Oth Natural Cork,Raw/ Simply Prepared; Wasta Cork,Crushed,Granu	2 249	7 971	7 070	32 381
4502000000	Natural Cork,Debarked Or Roughly Squared Or In Rectangular (Inclu	564	24 347	3 984	80 876
4503100000	Corks And Stoppers	2	1 784	3	13 326
4503900000	Other Articles Of Natural Cork.	8 511	76 468	26 496	327 168
4504100000	Blocks, Plates, Sheets & Strip; Tiles Of Any Shape;Solid Cylinders,Inc	10 155	88 333	143 506	828 409
4504900000	Other Agglomerated Cork And Articles Ofagglomerated Cork	26 889	283 949	89 772	1 015 618
4601210000	Mats, Matting And Screens Of Vegetablematerials Of Bamboo	0	26 005	0	17 946
4601220000	Mats, Matting And Screens Of Vegetablematerials Of Rattan	245	482	9 294	22 694
4601290000	Oth Mats,Matting & Screens Of Vegetablevegetable Of Material	74	83 993	1 030	298 081
4601921000	Plaits And Similar Products Of Plaitingmaterial Of Bamboo	0	280	0	8 190
4601929000	Other Of Bamboo	25 625	83 788	42 740	130 089
4601999000	Oth Plaits & Similar Products Of Plaiting Of Other Materials,Whethe	0	250	0	8 181
4602110000	Basketwork, Wickerwork & Other Articles, Of Vegetable Material Of	6 181	227 441	26 764	196 541
4602120000	Basketwork, Wickerwork & Other Articles, Of Vegetable Material Of	4	39	87	600
4602190000	Oth Than Basketwork, Wickerwork & Otherarticles, Vegetable Mate	180	2 167	893	13 282
4602900000	Oth Basketwork, Wickerwork & Otherarticles, Of Other Materials	2 460	3 234	7 957	12 658
4701000000	Mechanical Wood Pulp.	19 201 097	113 237 673	11 643 822	70 481 375
4702000000	Chemical Wood Pulp, Dissolving Grades.	44 927 762	290 607 151	40 303 508	269 827 003
4703110000	Chemical Wood Pulp, Soda, Oth Than Dissolving Grades,Unbleached	4 174 919	42 179 739	2 974 062	29 911 877
4703190000	Chemical Wood Pulp, Soda, Oth Than Dissolving Grades,Unbleached	0	298 648	0	192 628
4703210000	Chemical Wood Pulp, Soda, Oth Than Dissolving Grades,Bleached,Cc	54 535 013	364 235 025	42 387 285	285 677 405
4703290000	Chemical Wood Pulp, Soda, Oth Than Dissolving Grades,Bleached,Nc	7 233 349	43 760 713	4 717 565	30 213 802

I.3. IMPOR MENURUT KOMODITI / IMPORT BY HS COMMODITY

\*\*\* JULI/JULY 2014 \*\*\*

HS	Uraian Komoditi Commodity Description	Berat Bersih / Net Weight (Kg)		Nilai / Value C.I.F (US\$)	
		Bulan ini Current Month	Kumulatif Cum.Jan. to date	Bulan ini Current Month	Kumulatif Cum.Jan. to date
4704110000	Chemical Wood Pulp,Sulphite,Oth Than Dis Solving Grades,Unbleact	195 976	3 338 139	109 071	2 257 543
4704190000	Chemical Wood Pulp,Sulphite,Oth Than Dis Solving Grades,Unbleact	0	7 000	0	37 800
4704210000	Chemical Wood Pulp,Sulphite,Oth Than Dis Solving Grades,Bleached	574 421	11 289 686	427 887	8 240 100
4704290000	Chemical Wood Pulp,Sulphite,Oth Than Dis Solving Grades,Bleached	12 839	86 817	26 624	225 573
4705000000	Wood Pulp Obtained By A Combination Ofmechanical & Chemical Pi	1 995 210	25 808 540	1 240 022	15 390 926
4706100000	Cotton Linters Pulp	489 789	4 527 262	1 031 410	9 590 364
4706200000	Pulps Of Fibres Derived From Recovered (Waste & Scrap) Paper Or F	1 685	81 750	9 710	154 366
4706300000	Pulps Of Fibres Derived From Recoveredof Oth Than Bamboo	4 010	22 962	9 551	29 820
4706910000	Mechanical Pulps Of Fibres Derived Fromrecovered Paper Or Paperk	198 073	4 184 442	162 210	3 137 774
4706920000	Chemical Pulps Of Fibres Derived Fromrecovered Paper Or Paperbo	7 705	1 673 995	31 269	2 744 174
4706930000	Obtained By A Combination Of Mechanical&Chemical Proseses Recc	427	1 749	5 933	18 814
4707100010	Recovered Unbleached Kraft Paper & Paperboard For Paper Making	96 079 752	846 465 764	19 312 507	172 616 332
4707100090	Recovered Unbleached Kraft Paper & Paperboard For Paper Other P	21 778	101 224	42 716	142 903
4707200010	For Paper Making Purpose Recoveredbleached Chemical Pulp,	4 040 629	37 727 684	1 284 600	11 280 106
4707200090	Recovered Bleached Chemical Pulp, Forother Purpose	24	439	1 047	6 450
4707300010	Recovered Mechanical Pulp Paper Orpaperboard For Paper Making I	41 793 602	306 772 141	8 897 613	65 006 064
4707300090	Recovered Mechanical Pulp Paper Orpaperboard For Other Purpose	3 437	12 979	38 705	90 636
4707900010	Recovered Unsorted Waste &Scrap Paper & Paperboard For Paper	7 657 275	69 861 820	1 321 810	12 026 512
4707900090	Recovered Unsorted Waste And Scrappaper & Paperboard For Othe	107	209	1 070	2 478
4801001000	Newsprint, In Rolls Or Sheets. Weighingnot More Than 55 G/M2	170 687	673 913	80 999	272 255
4801009000	Newsprint, In Rolls Or Sheets. Weighingmore Than 55 G/M2	132 533	1 816 048	140 218	1 497 765
4802100000	Hand-Made Paper And Paperboard	35 522	133 221	52 205	526 563
4802201000	Paper And Paperboard Of A Kind Used As For Photo Sensitive,Heat-S	0	157	0	8 030
4802209000	Oth Paper And Paperboard Of A Kind Usedas For Photo Sensitive,He	804 282	13 121 791	1 406 465	7 766 626
4802401000	Wallpaper Base In Rolls Of Not More Than 15 Cm In Width Rectangu	0	1 281	0	11 147
4802409000	Oth Paper And Paperboard, Not Containing Fibres Obtained By A Mk	511	16 983	1 968	81 516
4802541900	Other Paper And Paperboard, Not Containing Fibres Weighing < 40	0	181 142	0	210 920
4802542900	Alumunium Base Paper, Not Containingfibres Weighing < 40 G/M2	9 872	119 583	20 922	243 107
4802543000	Alumunium Base Paper, Not Containingfibres Weighing < 40 G/M2	6	964	174	25 141
4802549000	Alumunium Base Paper, Not Containingfibres Weighing < 40 G/M2	167 970	1 462 454	274 776	2 381 288
4802552000	Fancy Paper And Paperboard,Purpose40< Weight <150 G/M,Roll	44 500	927 038	46 058	975 079
4802553900	Oth Paper,No Fibres, For Other Purpose 40< Weight <150 G/M,Roll	43 473	43 871	35 431	35 746
4802555000	Paper,No Fibres, For Other Purpose 40< Weight <150 G/M,Roll	448	7 458	4 350	71 263
4802559000	Oth Paper,No Fibres, For Other Purpose 40< Weight <150 G/M,Roll	541 064	8 105 684	813 798	8 836 382
4802562000	Fancy Paper And Paperboard, In Rectangular =<36Cm Oth Side =15C	468	40 673	2 623	96 442
4802563900	Paper,No Fibres, For Other Purpose40< Weight <150 G/M,Sheet	2 864	7 615	36 813	81 029
4802569000	Other Than Paper,No Fibres, For Otherpurpose 40< Weight <150 G/l	9 759	116 992	22 506	217 919
4802571900	Other Paper & Paperboard, Weight>40G/M2And =< 150G/M2	0	121 469	0	207 991
4802579000	Other Paper & Paperboard, Weight>40G/M2And =< 150G/M2	151 863	2 107 746	197 749	2 666 481
4802582100	Fancy Paper&Paperboard,In Roll Width <=15Cm/In Rectang Sheet<3	0	14	0	194
4802582900	Oth Fancy Paper & Paperboard,Oth In Roll Width<=15Cm/In Rectan	264	533 636	479	510 262
4802589000	Oth Paper,No Fibres, For Other Purpose Weight >150 G/M	256 849	1 349 245	559 639	2 597 865
4802613000	Paper, Fibres>10%, Aluminium Paper Paper,In Rolls	0	338	0	362
4802614000	Paper,Fibres>10%,Oth Aluminium Paper, Banknotes,Printing,Writing	0	23 959	0	35 256
4802619000	Oth Paper,Fibres>10%,Oth Aluminium Paper, Banknotes,Printing,Wi	229 574	4 587 356	191 084	3 887 371
4802621000	Paper, Fibres, Aluminium Paper Base In Sheets With 435< One Side	0	1 332	0	23 709
4802622000	Paper,Fibres,Banknotes,Manuf Of Gypsumboard,In Sheets 435<One	46 845	241 182	308 007	1 278 000
4802629000	Oth Paper,Fibres, For Other Purpose, Insheets With 435< One Side <	1 378	25 817	4 317	138 422
4802690000	Oth Paper,Fibres, For Other Not Purpose, Of Fibres>10%, Paper In R	47 592	1 042 571	102 054	1 757 211
4803003000	Of Cellulose Wadding Or Of Web Cellulose Fibres Toilet Or Farcial Ti	237 869	2 249 090	445 577	3 739 286
4803009000	Oth Of Cellulosa Wading&Tissue Paper/Toilet/Facial Tissue Stock&Si	123 320	641 367	422 014	2 659 462
4804110000	Kraftliner Paper&Paperboard,In Rolls Orsheets,Unbleached	596 155	6 476 310	439 121	3 825 343
4804190000	Oth Kraftliner Paper&Paperboard	1 282 254	9 192 125	863 094	6 338 042
4804211000	Sack Kraft Paper For Making Cement Bag In Rolls Or Sheets,Unbleac	7 165 019	58 456 310	7 895 304	61 792 027
4804219000	Oth Sack Kraft Paper For Making Cement Bag In Rolls Or Sheets,Unb	400 843	2 045 108	486 550	2 330 622
4804290000	Oth Composite Papers, In Rolls Or Sheets	350	1 067 958	3 850	808 091
4804311000	Oth Kraft Paper And Paperboard, Weighing 150 G/M,Unbleached	175 524	2 141 780	162 594	3 417 720
4804313000	Wet Strenght 40G To 60G, For Plywoodadhesive Tape,Weigh 150G/l	328 966	3 136 931	376 914	3 349 752
4804314000	Other Kraft Paper&Wet Strenght Weighing150 G/M,Unbleached	122	2 501	325	26 514
4804319000	Other Than Kraft Paper & Wet Strenghtweighing 150 G/M,Unbleach	751 722	4 777 777	860 695	4 864 516
4804391000	Of A Wet Adhesive Tape,40-60G,Used In Mnfact. Weight <= 150G/	36 828	111 755	42 758	127 305
4804392000	Adhesive Tape,40-60G,Not Used In Mnfact Weigh <= 150G/M2,Blk	2 361	2 605	928	1 704
4804399000	Oth Adhesive Tape,40-60G,Not Used Inmnfact Weigh <= 150G/M2	423 255	2 610 752	275 177	2 335 987
4804411000	Elect Grade Insulating Kraft Paper, 150<Weighing< 225 G/M,Unblea	47 956	713 731	53 711	916 452

I.3. IMPOR MENURUT KOMODITI / IMPORT BY HS COMMODITY

\*\*\* JULI/JULY 2014 \*\*\*

H S	Uraian Komoditi Commodity Description	Berat Bersih / Net Weight (Kg)		Nilai / Value C.I.F (US\$)	
		Bulan ini Current Month	Kumulatif Cum.Jan. to date	Bulan ini Current Month	Kumulatif Cum.Jan. to date
4804419000	Oth Elect Grade Insulating Kraft Paper,150<Weighing <225 G/M,Unt	397 065	4 671 835	352 856	4 684 641
4804420000	Bleached Uniformly Throughout The Mass&>95% Wood Fibres,150<	0	29 406	0	27 364
4804499000	Other Kraftpaper& Paperboard 150< Weighing< 225 G/M	51 108	133 164	173 785	554 335
4804511000	Elect Grade Insulating Kraft Paper,Press Board Weighing >600G/M,l	185	2 646	1 722	16 843
4804512000	Oth Wet Strenght 40G To 60G,For Plywoodadhesive Tape,Weigh>22	0	672	0	1 344
4804519000	Oth Than Wet Strenght 40G To 60G,/Ply Wood Adhesive Tape,Weigl	406 565	3 699 336	262 995	2 356 938
4804520000	Bleached Of Kind Used In The Manufact Of Gypsum Boards	86 206	1 113 008	160 703	1 602 594
4804590000	Other Kraftpaper& Paperboard Weighing 225 G/M Or More	26 850	380 213	48 668	672 531
4805110000	Oth Uncoated Paper&Paperboard,In Rollsluting Paper,	128 760	2 168 198	46 287	844 709
4805129000	Uncoated Paper&Paperboard,Oth Semichemical,Straw Flutingpaper	6 994	530 957	138 191	562 754
4805199000	Oth Uncoated Paper And Paperboard, Inrolls Or Sheets	579 533	2 575 170	383 764	1 739 449
4805240000	Uncoated Paper&Paperboard,Testlinerweighing 150 G/M2 Or Less	93 472	1 540 185	41 678	685 899
4805251000	Uncoated Paper&Paperboard,Testlinerweighing >= 150 G/M2	169 276	2 059 656	96 325	1 319 020
4805259000	Uncoated Paper&Paperboard,Testliner Othof Weighing >= 150 G/M	1 627 258	11 779 706	897 966	6 355 136
4805301000	Paper,Sulphite Wrapping Paper, Coloredmatch Wrapping Paper	0	1 862	0	2 940
4805309000	Paper,Sulphite Wrapping Paper, Othcolored Match Wrapping Paper	296 737	3 948 689	141 820	1 817 289
4805400000	Filter Paper And Paperboard	359 458	3 088 535	1 767 611	13 757 554
4805500000	Felt Paper And Paperboard	84 637	424 351	130 096	915 032
4805911000	Paper Used As Packing Of Flat Glassproduct, Resin<0,6%,Wg<150G/l	1	39 131	2	97 255
4805912000	Uncoated Paper&Paperboard,Oth Blotting,&Joss Paper,Weighing15l	8 364	42 626	10 344	26 497
4805919000	Uncoated Paper&Paperboard,Oth Blotting,&Joss Paper,Weighing15l	80 321	671 304	238 895	1 798 720
4805921000	Multi-Ply Paper And Paperboard Of 150<Weighing<225G/M	0	525	0	2 040
4805929000	Uncoated Paper&Paperboard Of Oth150<Weighing<225G/M	1 220 065	18 319 902	747 477	11 009 277
4805931000	Multi-Ply Paper And Paperboard Of Weighing > 225G/M2	170 918	1 368 834	119 997	939 245
4805932000	Blotting Paper Of Other Weighing > 225G/M2	101 480	208 514	86 499	193 220
4805939000	Oth Multi-Ply Paper&Blotting Paper Of Other Weighing > 225G/M2	113 628	701 601	401 529	1 519 413
4806100000	Vegetable Parchment	63 447	453 852	151 058	1 130 439
4806200000	Greaseproof Papers	125 326	989 637	244 530	1 462 298
4806300000	Tracing Papers	17 573	101 660	32 758	204 005
4806400000	Glassine And Other Glazed Transparent Or Translucent Papers	851 393	5 713 975	1 142 641	7 763 861
4807000000	Composite Paper And Paperboard Notsurface-Coated Or Impregnati	886 508	4 854 177	576 184	3 692 944
4808100000	Corrugated Paper&Paperboard,Whetheror Not Perforated,In Rolls C	294 259	1 918 570	368 163	2 300 637
4808400010	Sack Kraftpaper,Creped,Crinkled,Whether, Not Embossed /Perforat,	71 113	599 803	77 042	550 765
4808400090	Oth Kraftpaper,Creped Or Crinkle,Whether Or Not Embossed Or Per	123 464	349 243	911 545	1 487 294
4808902000	Paper&Paperboard,Oth Embossed Fancypaper Used Printing,Cover,l	560	7 469	3 700	15 171
4808903000	Paper&Paperboard,Embossed Paperfancypaper Used Printing,Cover	26	33 039	267	56 068
4808909000	Oth Than Paper&Paperboard,Oth Embossedfancypaper Used Printir	139 748	1 025 630	318 294	2 675 426
4809200000	Self-Copy Paper	16 686	897 492	24 576	1 084 561
4809901000	Oth Self-Copy Paper	30 881	298 167	98 923	770 662
4809909000	Oth Self-Copy Paper	213 693	2 272 948	278 047	3 364 726
4810131100	Paper&Paperboard For Photo,Heat,Elect.In Rolls Papers Of Width <1	24	3 116	1 023	31 524
4810131900	Paper&Paperboard For Photo,Heat,Elect.In Rolls Papers Of Oth Widl	283 294	1 491 833	269 479	1 165 242
4810139110	Paper&Paperboard For Photo,Heat,Elect.In Rolls Papers Of Oth Widl	213 122	1 128 740	1 538 458	6 292 377
4810139190	Paper&Paperboard For Photo,Heat,Elect.In Rolls Papers Of Width <1	318	873 134	1 773	1 140 451
4810139990	Paper & Paperboard For Writing Or Printing In Rolls Of A Width >15	1 868 960	15 710 162	2 125 380	16 180 475
4810141100	Paper&Paperboard For Photo,Heat,Elect. Sensitive 297<One Side<4:	0	687	0	20 204
4810141900	Paper&Paperboard For Photo,Heat,Elect. Of Width < 15Cm	174	52 116	1 201	49 397
4810149190	Paper&Paperboard For Photo,Heat,Elect. Sensitive 297<One Side<4:	0	2 452	0	1 881
4810149990	Paper & Paperboard For Writing Or Printing In Sheets & Unfolded O	0	188 254	0	162 625
4810191100	Other Paper & Paperboard For Writing Orprinting In Sheets	0	52 857	0	42 298
4810191990	Other Paper & Paperboard For Writing Orprinting In Sheets	465 911	6 803 790	392 883	4 735 082
4810199190	Other Paper & Paperboard For Writing Orprinting In Sheets	39 355	3 611 984	31 484	2 916 236
4810199990	Other Paper & Paperboard For Writing Orprinting In Sheets	602 727	10 237 094	1 351 917	10 880 920
4810221100	Light Weight Coated Paper,Electcardiogr,Pultrasonograph,Spiromet	0	260 232	0	203 732
4810221900	Light Weight Coated Paper; Oth Elect,Cardiograph,Ultrasonograph,E	41 880	241 250	32 140	182 441
4810229100	Oth Light Weight Coated Paper,In Roll Of A Width 15Cm<One Side<:	0	226	0	2 738
4810229900	Oth Light Weight Coated Paper	457 819	4 996 426	607 677	4 987 017
4810291100	Oth Paper Of A Kind Used For Printng,Elect,Cadiograp,Ultrasonogra	0	195	0	7 678
4810291900	Oth Paper Of A Kind Used For Printng,Oth Electcadiograp,Ultrasono	32 510	219 792	96 067	326 339
4810299100	Oth Paper Of A Kind Used For Printng,Width 15Cm<One Side<36Cm	17 041	105 562	28 182	166 917
4810299900	Oth Paper Of A Kind Used For Printng	128 054	3 397 830	129 456	3 106 947
4810313100	Base Paper Of A Kind Used To Manufacture Aluminium Coated Pape	119	610	417	1 813
4810313900	Other Base Paper Of A Kind Used To Manuf Aluminium Coated Pape	0	14 795	0	62 449
4810319900	Oth Kraft Paper,Paperboard,Not For Wrtnng Printing, Other Grafic Pu	33 072	104 014	60 325	180 088

I.3. IMPOR MENURUT KOMODITI / IMPORT BY HS COMMODITY

\*\*\* JULI/JULY 2014 \*\*\*

HS	Uraian Komoditi Commodity Description	Berat Bersih / Net Weight (Kg)		Nilai / Value C.I.F (US\$)	
		Bulan ini Current Month	Kumulatif Cum.Jan. to date	Bulan ini Current Month	Kumulatif Cum.Jan. to date
4810329000	Kraft Paper,Paperboard, Not For Writing,Other Weight>150G/M2	2 003 338	11 859 832	2 239 314	13 279 697
4810393000	Oth Kraft Paper,Paperboard, Not Forwriting In Rolls Width<=15Cm,S	8 721	69 839	38 395	866 708
4810399000	Other Kraft Paper,Paperboard, Not Forwriting	0	1 392 108	0	1 423 379
4810924000	Other Paper & Paperboard, Multiplyrectang < 15 X 36 Cm2	549	5 183	5 115	43 824
4810929000	Other Paper & Paperboard, Multiply Othrectang < 15 X 36 Cm2	1 101 178	13 677 309	935 194	11 221 560
4810999000	Oth Paper And Paperboard Of Multiply Oth Rectang < 15 X 36 Cm2	95 270	1 613 030	317 523	3 031 091
4811102100	Floor Covering On A Base Of Paper Orpaperboard,In Roll <15Cm, Rec	18	118	524	6 328
4811102900	Other Bituminised/Asphalted Paper&Paperboard In Roll <15Cm, Rec	12 457	64 407	37 635	196 030
4811109100	Floor Covering On A Base Of Paper Orpaperboard,In Other Size	0	111	0	3 001
4811109900	Other Bituminised/Asphalted Paper &Paperboard,In Other Size	49 414	424 158	187 549	1 868 716
4811412000	Gummed Or Adhesive Paper&Paperboard,Self-Adhesive,Rectang<15	15 809	116 680	188 057	1 390 118
4811419000	Gummed/Adhesive Paper&Paperboard,Othself-Adhesive,In Other Si	1 110 743	7 607 645	3 228 589	22 005 796
4811492000	Oth Gummed Or Adhesive Paper&Paperboard In Roll <15Cm, Rect<	1 573	11 422	15 340	114 401
4811499000	Oth Gummed Or Adhesive Paper&Paperboard,In Other Size	213 100	1 627 219	693 980	7 990 494
4811513900	Oth Paper Coated,Impregnated/Coveredwith Plastic,Bleached,Wg>1	742 047	4 521 426	1 144 668	6 439 825
4811519900	Oth Paper Coated,Impregnated/Coveredwith Plastic,Bleached,Oth S	326 964	3 338 031	721 072	9 944 287
4811592000	Oth Paper Coated,Impregnated/Coveredwith Plastics&Aluminium Fo	2 024 643	14 464 097	8 579 478	58 989 328
4811594100	Floor Covering On A Paper Coated,Impregwth Plastic,Unbleached,Re	2 244	14 361	10 719	178 788
4811594900	Oth Paper Coated,Impregnated/Coveredwith Plastic,Unbleached,Re	54 915	734 852	191 388	2 419 482
4811599900	Oth Paper Coated,Impregnated/Coveredwith Plastic,Unbleached,Ot	804 834	6 009 790	2 474 651	18 494 640
4811602010	Paper Coated,Impregnated/Covered Withwax,Paraffin,Stearin,Oil,Re	571	32 692	23 106	107 970
4811602090	Oth Paper Coated,Impregnated/Coveredwth Wax,Paraffin,Stearin,O	0	85 466	0	66 825
4811609010	Paper Coated,Impregnated/Covered Withwax,Paraffin,Stearin,Oil,O	21 681	403 022	33 373	664 093
4811609090	Oth Paper Coated,Impregnated/Coveredwith Wax,Paraffin,Stearin,C	86 373	1 376 878	174 372	2 385 483
4811904100	Flooring Covering A Paper,Cellulose Wadd Web Of Cell Fibr Roll<15C	27 280	832 869	55 641	1 467 987
4811904900	Oth Paper, Paperboard,Cellulose Waddingweb Of Cell Fibr Roll<15C	42 336	374 123	81 780	1 238 567
4811909100	Flooring Covering A Paper,Cellulose Wadd Web Of Cell Fibres,Other	1 752	19 832	1 323	60 693
4811909900	Oth Paper, Paperboard,Cellulose Waddingweb Of Cell Fibres,Other S	1 532 539	8 096 485	4 187 290	21 189 098
4812000000	Filter Blocks,Slabs&Plates,Of Paper Pulp	2 131	55 571	15 210	361 184
4813100000	Cigarette Paper,In The Form Of Bookletsor Tubes	38 213	612 602	217 570	3 784 244
4813200000	Cigarette Paper,In The Form In Rolls Ofa Width Not Exceeding 5 Cm	174 873	1 489 073	548 094	9 659 275
4813901000	Cigarette Paper,Oth In The Of Booklets,Tubes & In Rolls,Width <5 Cr	65 192	570 825	363 504	3 559 848
4813909000	Cigarette Paper,Oth In The Of Booklets,Tubes & In Rolls	623 378	4 625 462	2 538 533	21 856 544
4814200000	Wallpaper&Similar Wall Coverings,Consist Of Peper Coaled Wth A G	315 837	11 489 573	627 712	4 811 398
4814900000	Window Transparencies Of Paper	48 666	795 429	162 053	2 750 584
4816201000	Self-Copy Paper (Other Than Of 48.09)Inrolls Of A Width 25<Onesid	0	215	0	2 014
4816209000	Other Self-Copy Paper (Other Than Of48.09)	2 186	124 797	4 984	204 808
4816901000	Carbon Paper	20 037	108 603	49 002	220 799
4816902000	Other Copying Paper	0	3 588	0	11 034
4816904000	Heat Transfer Paper	420	41 448	985	92 862
4816909000	Other Heat Transfer Paper & Offsetplates Of Paper	76 642	412 652	353 634	1 499 327
4817100000	Envelopes	34 149	277 131	264 248	1 458 690
4817200000	Letter Cards,Plain Postcards And Correspondence Cards	11 938	34 698	29 852	92 405
4817300000	Boxes,Pouches,Wallets & Writingcompendiums,Of Paper Or Paperb	4 395	87 469	23 613	528 028
4818100000	Toilet Paper	51	4 298	126	34 358
4818200000	Handkerchiefs,Cleansing Or Facialtissues & Towels	24 255	133 506	98 135	746 684
4818301000	Tablecloths	235	29 184	2 607	63 506
4818302000	Serviettes	9 274	13 095	11 885	63 011
4818500000	Articles Of Apparel & Clothing, Of Paper Pulp,Paper	1 434	3 940	15 945	55 936
4818900000	Other Articles Of Apparel & Clothing, Of Paper Pulp,Paper	212 325	1 054 724	558 438	2 635 580
4819100000	Cartons,Boxes & Cases, Of Corrugatedpaper Or Paperboard	2 749 872	17 723 576	15 349 003	48 114 314
4819200000	Folding Cartons,Boxes&Cases,Of Non-Corrugated Paper Or Paperbo	2 871 511	21 542 588	10 832 628	81 319 956
4819300000	Sacks&Bags,Having A Base Of A Width Of40 Cm Or More	518 348	2 263 854	756 525	4 221 923
4819400000	Other Sacks And Bags, Including Cones	316 864	2 035 177	1 307 512	7 464 679
4819500000	Other Packing Containers,Includ Recordsleeves	740 685	4 446 707	3 756 299	22 724 446
4819600000	Box Files,Letter Trays,Storage Boxes&Similar Articles,Used In Offices	121 472	732 293	517 098	2 778 979
4820100000	Registers,Account Books,Note Books,Order Books,Diaries &Similar A	44 767	398 827	270 944	1 671 687
4820200000	Exercise Books	33 465	198 610	100 457	630 261
4820300000	Binders(Other Than Book Covers),Foldersand File Covers	1 315	88 260	20 576	242 331
4820400000	Manifold Business Forms& Interleavedcarbon Sets	3 068	14 916	6 930	43 848
4820500000	Albums For Samples Or For Collections	2 556	29 680	16 251	149 934
4820900000	Other Exercise Book,Binders,Manifold,Albums	42 822	362 721	87 335	786 934
4821101000	Printed,Labels Of A Kind For Jewelery,Incl Objects Personal Carried I	92 704	833 590	1 455 429	14 291 847
4821109000	Printed,Oth Labels Of A Kind For Jewel,Incl Objects Personal Carried	471 711	3 644 611	6 712 569	55 000 611

**I.3. IMPOR MENURUT KOMODITI / IMPORT BY HS COMMODITY**  
**\*\*\* JULI/JULY 2014 \*\*\***

H S	Uraian Komoditi Commodity Description	Berat Bersih / Net Weight (Kg)		Nilai / Value C.I.F (US\$)	
		Bulan ini Current Month	Kumulatif Cum.Jan. to date	Bulan ini Current Month	Kumulatif Cum.Jan. to date
4821901000	Oth Printed,Labels Of A Kind For Jewel,Incl Objects Personal Carried	2 959	451 943	52 207	1 709 778
4821909000	Oth Printed,Oth Labels Of A Kind For Jewell Incl Objects Personal Ca	146 593	1 513 226	871 950	8 032 099
4822101000	Cone Of Pulp Of A Kind Used For Windingtextile Yarn	0	97 907	0	200 872
4822109000	Bobbins,Spools,Cops&Similar Of Pulp,Othof A Kind Used For Windin	347	8 183	5 448	70 103
4822901000	Oth Cone	45 032	487 170	51 652	593 969
4822909000	Other Bobbins,Spools,Cops & Similar	37 916	320 253	282 449	2 438 690
4823201000	Filter Paper In Rolls Or Sheets,Instrips,Rolls Or Sheets	241 217	1 385 809	1 539 959	7 933 353
4823209000	Othert Filter Paper In Rolls Or Sheets	53 203	538 035	485 530	3 080 309
4823402100	Cardiograph Recording Paper	4 551	7 352	25 713	66 822
4823402900	Oth Paper For Electro-Medical Apparatus	3	4 070	352	28 389
4823409000	Oth Rolls,Sheets&Dials,Printed For Self-Recording Apparatus	105 536	547 779	296 964	1 769 048
4823610000	Trays,Dishes,Plates,Cups&The Like,Of Paper Or Paperboard Of Bamt	0	6 369	0	29 076
4823690000	Trays,Dishes,Plates,Cups&The Like,Ofpaper Or Paperboard Of Oth T	55 300	416 107	155 638	1 244 286
4823700000	Mouldad Or Pressed Articles Of Paperpulp	1 325 817	1 729 101	280 690	2 415 279
4823901000	Coconing Frames For Silk-Worms	74	74	70	70
4823902000	Display Cards For Jewellery,Incl Objects Personal Carried In Pocket,li	15 015	31 214	107 855	218 572
4823903000	Dia-Cut Polyethylene Coated Peperboardof A Kind For Manufacture	17 569	286 001	15 204	286 878
4823904000	Paper Tube Sats Of Kind Used For Themanufacture Of Fireworks	39 486	225 200	466 598	2 720 209
4823905100	Kraft Paper,In Rolls Of A Width Of 209Mm Weight 150 G/M2 Or Les:	10 569	18 170	17 111	55 343
4823905900	Kraft Paper,In Rolls Of A Width Of 209 Mother Weight	21 235	86 099	30 887	156 183
4823906000	Punched Jacquard Cards	3	549	19	17 242
4823907000	Fans & Handsscreen	1 957	39 864	8 714	134 514
4823909200	Joss Paper	292 652	1 472 936	345 950	1 890 493
4823909400	Cellulose Wadding And Webs Of Cellulosafibers,Coloured Or Marble	0	7 246	0	21 461
4823909500	Othetr Floor Coverings On A Base Of Papepeperboard	53	241	377	6 247
4823909600	Oth, Cut To Shape Other Than Rectangularor Square	12 485	79 908	69 975	385 677
4823909900	Other,Cut To Size/Shape,Other Than Instrrips, Rolls Or Sheets	521 051	2 628 982	1 017 290	8 941 392
4901100000	Printed Books,Brochures And Similar Prinin Single Sheets, Whether (	40 849	319 825	326 403	2 032 035
4901910000	Dictionaries Andencyclopedias,And Serialinstalments Thereof	0	1	0	192
4901991000	Educational, Technical, Scientific,Historical Or Cultural Books	34 912	471 818	216 579	2 984 935
4901999000	Oth Printed Books,Brochures, And Similarprinted	162 338	1 567 176	1 616 696	12 215 361
4902100000	Newspapers,Journals & Periodicalsappearing At Least Four Times A '	64	65	1 371	1 372
4902901000	Newspapers,Journals & Periodicalsoth Appearing At Least Four Time	18	156	389	1 767
4902909000	Other Newspapers,Journals & Periodicals	16 941	53 151	25 189	210 088
4903000000	Childrens Picture,Drawing Or Coloringbooks.	1 773	7 505	3 813	32 633
4904000000	Music,Printed Or In Manuscript,Whetheror Not Bound Or Illustratec	541	17 964	10 256	548 224
4905100000	Globes	0	8 703	0	123 352
4905910000	Maps & Hydrographic/Similar Chartsof All Kinds,In Book Form	1	47	41	819
4905990000	Other Maps&Hydrographic Or Similarcharts Of All Kinds	3 992	6 082	16 270	65 647
4906001000	Plans&Drawings,Including Photographicreproductions On Sensitised	68	666	1 175	9 249
4906009000	Plans&Drawings,Including Photographicreproductions On Carbon Cc	2 539	17 509	96 527	809 492
4907001000	Banknotes, Being Legal Tender	184	609	14 646	23 972
4907002100	Postage Stamps, Unused	0	1	0	5
4907002900	Ravanue And Similar Stamps,Unused	985	9 224	157 939	2 780 011
4907004000	Stock,Share/Bond Certificates&Similardocuments Of Title; Cheque F	86	828	1 203	13 761
4907009000	Other Similar Stamps Of Current/Newissue In The Country In Which	242	4 885	12 214	624 313
4908100000	Transfers (Decalcomanias), Vitrifiable	13 923	81 314	398 747	2 979 925
4908900000	Other Transfers (Decalcomanias),Vitrifiable	38 695	398 757	790 299	10 246 487
4909000000	Printed/Illustrated Postcards, Cardgreetings, Messages/Announcem	671	15 071	2 915	51 432
4910000000	Calendars Of Any Kind,Printed,Includingcalendar Blocks.	10 072	27 653	32 895	111 283
4911101000	Catalogues Listingonly Educationhistorical Or Cultural Books&Public	22 070	83 862	111 045	522 166
4911109000	Oth Trade Advertising Material,Commercial Catalogues And The Like	41 287	539 383	1 519 264	14 408 662
4911912100	Wall Pictures,Anatomical Or Botanicaldiagrams And Charts	1	34	430	4 534
4911912900	Other Wall Picture & Diagrams Forinstrual Purposes	2 559	17 832	36 923	164 433
4911913100	Printed Picture & Photograph,Anatomical/Botanical Diagram/Charts	0	49	0	152
4911913900	Oth Printed Picture & Photographoht Anatomical/Botanical Diagram	356	2 621	11 064	44 563
4911919000	Other Picture, Designs & Photograph	17 526	137 290	52 488	484 560
4911991000	Printed Card For Jewellery,Small Objectpersonal Adorenment/Articl	3	2 367	134	38 065
4911992000	Printed Labels For Explosives	0	1 098	0	17 436
4911993000	Educational, Technic,Scientific,Historisor Cultural Printed On A Set C	0	104	0	6 855
4911999000	Oth Printed Card, Printed Labels,Educational Printed On A Set Of Cai	128 985	812 272	1 412 340	8 263 163
5001000000	Silkworm Cocoons Suitable For Reeling.	58	1 864	4 114	21 762
5004000000	Silk Yarn(Oth Than Yarn Spun From Silkwaste) Not Put Up For Retail	10 704	127 316	17 547	229 407
5005000000	Yarn Spun From Silk Waste,Not Put Up Forretail Sale.	214	1 069	1 636	9 445



I.3. IMPOR MENURUT KOMODITI / IMPORT BY HS COMMODITY

\*\*\* JULI/JULY 2014 \*\*\*

HS	Uraian Komoditi Commodity Description	Berat Bersih / Net Weight (Kg)		Nilai / Value C.I.F (US\$)	
		Bulan ini Current Month	Kumulatif Cum.Jan. to date	Bulan ini Current Month	Kumulatif Cum.Jan. to date
5006000000	Silk Yarn & Yarn Spun From Silk Waste,Put Up For Retail Sale;Silk-Wc	10	15	79	97
5007101000	Fabrics Of Noil Silk: Printed By Thetraditional Batik Process	275	1 845	2 578	17 199
5007109010	Fabrics Of Noil Silk: Oth Printedtraditional Batik Process	0	436	0	52 410
5007109090	Other Fabrics Of Noil Silk	0	425	0	29 859
5007209090	Oth Fabrics, Containing >= 85% By Weightof Silk; Other	91	8 453	1 906	142 410
5007909090	Oth Fabrics; Containing < 85% By Weightof Silk	484	1 680	34 435	145 383
5101110000	Shorn Wool, Not Carded/Combed, Greasy,Including Fleece-Washed	118	5 714	462	181 456
5101190000	Oth Shorn Wool,Not Carded/Combed,Greasy,Including Fleece-Wash	34	2 601	348	34 347
5101210000	Shorn Wool, Not Carded/Combed,Degreasednot Carbonised	0	156 782	0	709 550
5101290000	Other Shorn Wool, Not Carded/Combed,Degreased Not Carbonised	0	245	0	1 393
5102110000	Fine Animal Hair,Not Carded/Combedof Kashmir (Cashmere) Goats	3 237	3 237	210 339	210 339
5102190000	Fine Animal Hair,Not Carded/Combedoth Of Goats	0	3	0	72
5103300000	Waste Of Coarse Animal Hair Includeyarn Waste But Exclude Garnet	0	2	0	11
5105100000	Carded Wool	0	1 441	0	34 887
5105290000	Combed Wool Not In Fragments	57 283	499 541	606 597	6 371 508
5105310000	Fine Animal Hair, Carded/Combedof Kashmir (Cashmere) Goats	0	784	0	61 240
5105390000	Fine Animal Hair, Carded/Combedother Of Goats	0	940	0	36 995
5106100000	Yarn,Carded Wool > 85% By Weight Not Putup For Retail Sale	1 670	62 938	21 635	985 314
5106200000	Yarn,Carded Wool < 85% By Weight Not Putup For Retail Sale	3 051	139 136	61 098	1 717 827
5107100000	Yarn,Combed Wool > 85% By Weight Not Putup For Retail Sale	10 223	73 466	286 336	1 815 293
5107200000	Yarn,Combed Wool < 85% By Weight Not Putup For Retail Sale	775	56 114	12 451	772 463
5108100000	Yarn Of Fine Animal Hair Not Put Up Forretail Sale, Carded	463	463	1 812	1 812
5109100000	Yarn,Wool/Animal Hair > 85% By Weight,For Retail Sale	52 959	594 414	1 314 689	14 728 288
5109900000	Yarn,Wool/Animal Hair < 85% By Weight,For Retail Sale	28 152	89 219	91 622	145 033
5110000000	Yarn,Coarse Animal Hair/Of Horsehairwether Not Put Up For Retail S	0	487	0	25 822
5111111000	Woven Fabric,Carded,Wool/Animal Hair>85%Weight < 300 G/M;Pri	0	202	0	3 391
5111119000	Woven Fabric,Carded,Wool/Animal Hair>85%Weight < 300 G/M;Oth	9 561	67 100	451 928	2 798 493
5111199000	Woven Fabric,Carded,Wool/Animal Hair>85%Weight>300 G/M;Oth	899	3 174	37 725	94 865
5111200000	Other, Mixed Mainly Or Solely Withman-Made Filaments	6 704	60 093	1 506 086	2 654 260
5111300000	Other, Mixed Mainly Or Solely Withman-Made Staple Fibres	21 253	247 981	326 631	2 113 581
5111900000	Other Woven Fabrics Of Carded Wool Orcarded Fine Animal Hair	3 572	4 593	75 232	111 301
5112111000	Woven Fabric,Combed Wool/Animal Hair>85%Weight<200 G/M;Pri	1 639	22 271	43 574	355 811
5112119000	Woven Fabric,Combed Wool/Animal Hair>85%Weight<200 G/M;Oth	61 702	638 537	2 234 642	20 774 966
5112191000	Woven Fabric,Combed Wool/Animal Hair>85%Weight>200 G/M;Pri	49 979	229 243	532 130	2 451 631
5112199000	Woven Fabric,Combed Wool/Animal Hair>85%Weight>200 G/M;Oth	5 179	38 098	186 305	1 389 774
5112200000	Oth Woven Fabric,Combed Wool/Animal Hairmix Mainly/Solely Wtr	5 948	94 441	198 227	2 852 732
5112300000	Oth Woven Fabric,Combed Wool/Animal Hairmix Mainly/Solely Witl	2 289	29 822	53 643	837 853
5112900000	Oth Woven Fabric,Combed Wool Or Of Fineanimal Hair.	4 765	53 206	199 099	1 116 765
5113000000	Woven Fabrics Of Coarse Animal Hair Or Ohorse Hair	0	94	0	2 106
5201000000	Cotton, Not Carded/Combed.	35 502 779	392 214 943	77 024 634	805 860 470
5202100000	Yarn Waste (Including Thread Waste)	0	182 513	0	92 847
5202990000	Cotton Waste,Not Garnetted Stock	16 130	65 617	143 603	584 765
5203000000	Cotton, Carded/Combed.	0	3 344	0	40 481
5204110000	Cotton Sewing Thread,Not For Retail Salecotton Weight >=85%	47 678	543 738	379 532	3 415 168
5204190000	Cotton Sewing Thread,Not For Retail Salecotton Weight < 85%	30 399	293 032	315 010	2 710 557
5204200000	Cotton Sewing Thread, Wether For Sale	60 542	269 513	124 839	524 969
5205110000	Single Yarn,Of Uncombed Fibres Measuring> 714.29 Decitex, Cotton	29 696	1 022 893	162 197	4 339 771
5205120000	Single Yarnof Uncombed Fibres Measuring232.58<Decitex<714.29 ,	45	2 003 994	254	6 677 670
5205130000	Single Yarnof Uncombed Fibres Measuring192.31<Decitex<232.56 ,(	0	98 642	0	465 446
5205140000	Single Yarnof Uncombed Fibres Measuring125<Decitex<192.32 , Cot	68 281	398 242	338 405	2 256 190
5205210000	Single Yarn,Of Combed Fibres Measuring>714.29 Decitex, Cotton > E	0	17	0	92
5205220000	Single Yarn,Of Combed Fibres Measuring 232,56<Decitex<714.29 , C	23	258 059	310	1 096 453
5205230000	Single Yarn,Of Combed Fibres Measuring192,31<Decitex<232,56 Co	272 425	6 977 798	1 227 761	27 491 563
5205240000	Single Yarn,Of Combed Fibres Measuring125<Decitex<192,31 , Cott	299 084	2 293 654	1 070 377	7 636 659
5205260000	Single Yarn,Of Combed Fibres Measuring106,38<Decitex< 125 , Cott	0	20 208	0	100 266
5205310000	Multiple Yarn,Of Uncombed Fibres Measure>714.29 Decitex,Cotton	1 399	5 611	23 862	100 481
5205320000	Multiple Yarn,Of Uncombed Fibres Measure232.56<Decitex<714.29	8 420	141 543	44 837	695 291
5205330000	Multiple Yarn,Of Uncombed Fibres Measure192.31<Decitex<232.31	0	34	0	961
5205350000	Multiple Yarn,Of Uncombed Fibres Measure< 125 Decitex, Cotton >	0	5	0	222
5205410000	Multiple Yarn,Of Combed Measuring714.29 Decitex/More, Cotton >	0	669	0	5 373
5205420000	Multiple Yarn,Of Combed Measuring232.56<Decitex<714.29,Cotton	1 624	219 774	7 980	1 196 571
5205440000	Multiple Yarn,Of Combed Measuring125<Decitex< 192.31, Cotton >	11 534	164 230	81 005	1 503 270
5205460000	Multiple Yarn,Of Combed Measuring106,38<Decitex< 125 ,Cotton >	0	51 039	0	349 739
5205480000	Multiple Yarn,Of Combed Measuring< 83.33 Decitex, Cotton >85%	2 198	28 428	26 127	290 764

I.3. IMPOR MENURUT KOMODITI / IMPORT BY HS COMMODITY

\*\*\* JULI/JULY 2014 \*\*\*

HS	Uraian Komoditi Commodity Description	Berat Bersih / Net Weight (Kg)		Nilai / Value C.I.F (US\$)	
		Bulan ini Current Month	Kumulatif Cum.Jan. to date	Bulan ini Current Month	Kumulatif Cum.Jan. to date
5206110000	Single Yarn Of Uncombed Fibres,Measuring>714,29Or Decitex, Cott	5 006	96 819	36 431	787 428
5206120000	Single Yarn Of Uncombed Fibres,Measuring232,56<Decitex<714.29	0	3 782	0	7 563
5206130000	Single Yarn Of Uncombed Fibres,Measuring192.31< Decitex <232.56	5 775	5 949	22 636	29 109
5206210000	Single Yarn, Of Combed Fibres, Measuring>714.29 Desitex,Cotton<8	0	3 600	0	53 382
5206220000	Single Yarn, Of Combed Fibres, Measuring232.56<Decitex<714.29 ,C	182 221	1 040 830	657 391	3 636 831
5206230000	Single Yarn, Of Combed Fibres, Measuring192.31< Decitex<232.56 ,	5 443	271 200	20 847	992 350
5206240000	Single Yarn, Of Combed Fibres, Measuring125<Decitex< 192.31 ,Cot	0	46 931	0	218 356
5206310000	Multiple Yarn,Of Uncombed Measuring> 714.29 Decitex, Cotton<85	0	5 413	0	34 140
5206320000	Multiple Yarn,Of Uncombed Measuring232.56<Decitex< 714.29,Cot	0	2 990	0	36 852
5206340000	Multiple Yarn,Of Uncombed Measuring125 <Decitex< 192.31,Cottor	0	19 932	0	239 782
5206420000	Multiple Yarn,Of Combed Fibres Measuring232,56 <Decitex< 714.29	8 962	18 449	57 284	167 811
5206440000	Multiple Yarn,Of Combed Fibres Measuring125 <Decitex< 191.31,Ct	54	269	399	2 787
5206450000	Multiple Yarn,Of Combed Fibres Measuring< 125 Decitex Cotton < 8	0	36 596	0	273 153
5207100000	Cotton Yarn(Oth Sewing Thread) Retailsale,>=85% Cotton By Weight	3 873	43 168	34 181	497 457
5207900000	Cotton Yarn(Oth Sewing Thread) Retailsale,< 85% Cotton By Weight	2 893	53 001	34 502	410 914
5208110000	Woven Fabrics Of Cotton, Unbleachedweighing <= 100 G/M, >=85%	31 348	670 568	593 681	6 174 126
5208120000	Woven Fabrics Of Cotton, Unbleached100<Weighing<200 G/M, >=8	285 672	1 654 633	2 173 376	15 539 632
5208130000	Woven Fabrics Cotton,Unbleached,3Or4Thread Twill ,<200G/M,>=8	0	908	0	22 860
5208190000	Oth Woven Fabrics Cotton, Unbleach,<200G/M,>=85%Of Cotton	776 242	5 045 351	7 890 411	57 091 912
5208210000	Woven Fabrics Of Cotton,Bleached,Pleinweeve, Weighing<100G/M, >	9 981	136 732	125 081	1 860 317
5208220000	Woven Fabrics Of Cotton,Bleached,Pleinweave,100<Weigh<200 G/M	29 005	427 596	394 650	4 641 328
5208230000	Woven Fabrics Cotton,Bleached,3/4 Threadtwill ,Weighing<200G/M	0	1 935	0	17 713
5208290000	Other Woven Fabrics Cotton,Bleached,<200G/M,>=85%Of Cotton	41 066	1 188 923	338 809	11 047 022
5208310010	Woven Fabrics Cotton,Dyed,Voille/Chemivolle,Weight <100 G/M,>=	430	4 991	6 860	70 822
5208310090	Other Woven Fabrics Of Cotton,Dyed,Weighing<200 G/M, >=85%Of	62 093	654 188	627 762	6 414 673
5208320000	Woven Fabrics Of Cotton,Dyed,Plain Weave Weave ,Weight <100 G,	384 846	3 089 964	5 659 122	53 906 776
5208330000	Woven Fabrics,Dyed, 3-Thread/4-Threadtwill,Weighing<200 G/M, >	26 401	226 834	281 692	2 216 752
5208390000	Other Woven Fabrics Of Cotton,Dyed,Weighing<200 G/M, >=85%Of	304 235	2 183 082	2 923 384	22 974 491
5208410010	String Woven Fabrics, Cont>=85% Ofcotton,Of Diff Colour Yarn, Wei	1 012	21 165	8 771	283 368
5208410090	Oth Woven Fabrics, Cont >=85% Of Cotton,Of Diff Colour Yarn, Weig	102 878	767 296	1 567 904	11 221 533
5208420010	String Woven Fabrics,Cont >=85%, Cottonof Diff Colour Yarn, Weigh	433	5 006	8 457	88 413
5208420090	Oth Woven Fabrics, Cont >= 85% Of Cottonof Diff Colour Yarn, Weig	347 960	4 452 180	5 001 576	65 808 484
5208430000	3-Thread/4-Thread Twill, Including Cross Weighing > 100 G/M,>=85	41 708	655 869	404 790	6 013 659
5208490000	Other Fabrics Of Different Color,Weighing<200 G/M, >=85%Of Cottc	126 455	743 871	1 105 183	5 755 425
5208511000	Plain Weave,Weinghing <=100G/M2Printed By The Traditional Batik	0	320	0	5 159
5208519000	Plain Weave,Weinghing <=100G/M3, Notprinted By The Traditional	1 810	54 319	41 686	1 089 032
5208521000	Plain Weave,Weinghing >100G/M2Printed By The Traditional Batik I	1 326	1 715	39 140	46 443
5208529000	Plain Weave,Weinghing >100G/M3, Notprinted Bythe Traditional Bz	30 518	187 009	393 268	2 472 066
5208591000	Other Fabrics; Printed By Traditionalbatik Process,<200 G/M, >=85%	0	8 069	0	127 154
5208599000	Other Fabrics; Not Printed Traditionalbatik Process,<200 G/M, >=85	51 628	316 281	284 237	2 344 390
5209110000	Plain Weave,Unbleached Cont.>=85% Of Cotton, Weight >200 G/M2	46 198	567 022	474 598	4 535 224
5209120000	3-Thread/4-Thread Twill,Unbleached,>=85% Of Cotton, Weight > 20	13 221	13 762	50 138	57 334
5209190000	Other Fabrics Unbleached,>=85% Cotton,Weighing > 200 G/M2	402 858	3 655 220	3 826 414	33 337 175
5209210000	Woven Fabric Bleached ,Plain Weave >=85%Of Cotton, Weighing > 200	2	11 993	17	168 257
5209220000	3-Thread/4-Thread Twill,Bleached,>=85%Weighing>200G/M	0	7 086	0	100 186
5209290000	Other Woven Fabric Bleached ,Cont 85%Of Cotton Weight > 200 G/M	22 166	372 387	275 085	4 381 773
5209310000	Woven Fabrics Dyed, Plain Weave,Cont.85%Of Cotton, Weight > 200	84 656	1 790 148	901 033	17 129 262
5209320000	3Or4 Thread Incl Cross Twill,Dyed,>= 85%,Weight>200G/M	198 612	1 752 312	1 849 488	16 896 066
5209390000	Other Woven Fabrics,Dyed, Cont.85% Of Cotton,Weight > 200 G/M2	248 127	3 067 595	1 878 257	25 619 086
5209410000	Woven Fabrics Of Yarn Different Colours,Plain Weave,>=85% Cotton	27 037	281 093	330 105	2 989 703
5209420000	Woven Fabrics Of Yarn Different Colours,Denim,>=85% Cotton, Weig	148 859	2 849 558	1 019 210	18 022 029
5209430000	3/4 Thread Twill,Yarn Different Colours,Plain Weave,>=85% Ctn, W	6 762	35 900	115 147	497 858
5209490000	Other Woven Fabrics Of Yarn Differentcolours,>=85% Ctn, Wght>20	59 430	371 759	596 877	2 974 299
5209519000	Woven Fabrics, Plain Weave, Not Printedby Batik Process,>=85% Ctt	968	13 015	2 587	152 477
5209529000	3Or4 Thread Twill,Not Printed By Batikprocess,>=85% Ctn, Wght>2	0	29 813	0	298 484
5209591000	Other Woven Fabrics, Printed By Batikprocess,>=85% Ctn, Wght>20	15	87	44	798
5209599000	Other Woven Fabrics, Not Printed Bybatik Process,>=85% Ctn, Wgh	746	45 612	10 136	2 060 771
5210110000	Woven Fabric,Unbleached; Plain Weave< 85% Cotton,Weight<200G	488 215	3 613 685	4 038 698	34 831 141
5210190000	Other Woven Fabric,Unbleached; Plainweave < 85% Cotton,Weight<	273 918	1 556 100	2 303 946	16 332 381
5210210000	Woven Fabric,Bleached; Plain Weave< 85% Cotton,Weight<200G/M	13 321	94 726	94 836	1 197 956
5210290000	Other Woven Fabric,Bleached; Plain Weave< 85% Cotton,Weight<20	13 078	86 481	106 421	1 350 039
5210310000	Woven Fabric,Dyed; Plain Weave< 85% Cotton,Weight<200G/M2:	68 137	820 868	1 127 492	16 764 823
5210320000	Woven Fabric,Dyed;3/4-Thread Twill Inclcross Twill,< 85% Cotton,W	3 392	56 131	22 334	346 972
5210390000	Other Woven Fabric,Dyed; < 85% Cotton,Weight<200G/M2:	13 268	243 187	216 868	4 209 465

I.3. IMPOR MENURUT KOMODITI / IMPORT BY HS COMMODITY

\*\*\* JULI / JULY 2014 \*\*\*

HS	Uraian Komoditi Commodity Description	Berat Bersih / Net Weight (Kg)		Nilai / Value C.I.F (US\$)	
		Bulan ini Current Month	Kumulatif Cum.Jan. to date	Bulan ini Current Month	Kumulatif Cum.Jan. to date
5210410010	String Weave,Of Yarn Of Different Colour< 85% Cotton,Weight<200G	922	20 033	19 037	416 640
5210410090	Woven Fabric,Different Colour,Not String Weave,< 85% Cotton,Wei	50 909	502 765	668 553	6 828 985
5210490000	Other Woven Fabric,Different Colour,Plain Weave,< 85% Cotton,We	16 393	72 998	178 206	863 806
5210519000	Woven Fabric,Plain Weave, Not Printed Bybatik Process,< 85% Cotta	0	1 030	0	3 582
5210591000	Other Woven Fabric,Printed By Batikprocess,< 85% Cotton,Weight<	0	2 312	0	53 559
5210599000	Other Woven Fabric,Not Printed By Batikprocess,< 85% Cotton,Wei	88 087	466 893	588 080	3 849 853
5211110000	Woven Fabric,Unbleached;Plain Weave,< 85% Cotton,Weight>200G	7 968	148 601	113 472	1 329 449
5211190000	Other Woven Fabric,Unbleached,< 85% Cotton,Weight>200G/M2	78 640	661 247	832 055	8 154 343
5211200000	Woven Fabric,Bleached;,< 85% Cotton,Weight>200G/M2	0	12 651	0	93 448
5211310000	Woven Fabric,Dyed;Plain Weave,< 85% Ofcotton,Weight>200G/M2	14 411	286 517	146 063	3 019 430
5211320000	Woven Fabric,3/4 Thread Twill,Dyed,< 85%Of Cotton,Weight>200G/	40 519	551 513	311 889	4 693 465
5211390000	Other Woven Fabric,Dyed;< 85% Of Cotton,Weight>200G/M2	64 731	591 855	667 025	4 873 820
5211410090	Woven Fabric,Different Colour,Not String Weave,< 85% Cotton,Wei	10 316	177 247	22 765	856 569
5211420000	Woven Fabric,Different Colour,Denim,< 85% Cotton,Weight>200G/M	6 134	585 680	38 473	3 351 470
5211430000	Oth Fabrics Of 3-Thread/4-Thrd,<85%Of Co,Weight>200G/M2	2	37	20	1 616
5211490000	Oth Fabrics Of Different Colours< 85% Cotton,Weight>200G/M2	4 641	30 465	16 896	119 135
5211529000	3-Thre/4-Thread Twill, Not Printed Bybatik< 85% Cotton,Weight>20	0	346	0	3 828
5211599000	Other Woven Fabric,Not Printed By Batik< 85% Cotton,Weight>200	5 572	227 788	53 938	1 733 991
5212110000	Oth Wovenfabric Ofcotton Weight<=200G/M2Unbleached	49 316	354 695	713 704	5 217 033
5212120000	Oth Wovenfabric Ofcotton Weight<=200G/M2Bleached	81	5 531	954	52 241
5212130000	Oth Wovenfabric Ofcotton Weight<=200G/M2Dyed	4 953	47 798	49 881	478 861
5212140000	Oth Wovenfabric Ofcotton Weight<=200G/M2Of Yarns Of Differrent	132 763	1 461 493	960 316	11 246 464
5212159000	Oth Wovenfabric Ofcotton Weight<=200G/M2Not Printed By Tradit	2 479	96 527	20 412	608 332
5212210000	Oth Wovenfabric Ofcotton Weight>200G/M2Unbleached	320 078	2 539 358	2 831 937	23 829 606
5212220000	Oth Wovenfabric Ofcotton Weight>200G/M2Bleached	0	1 355	0	11 495
5212230000	Oth Wovenfabric Ofcotton Weight>200G/M2Dyed	16	323	1 099	8 399
5212240000	Oth Wovenfabric Ofcotton Weight>200G/M2Of Yarns Of Differrent	37 984	218 105	287 583	1 560 236
5212251000	Oth Wovenfabric Ofcotton Weight>200G/M2Printed By The Traditic	0	2	0	2
5212259000	Oth Wovenfabric Ofcotton Weight>200G/M2Not Printed By Traditic	34	938	260	4 980
5301100000	Flax, Raw/Retted	0	585	0	5 001
5301290000	Flax, Broken, Scutched, Heckled/Othwiseprocess, But Notspun,Not E	8 079	24 134	40 858	137 188
5303100000	Jute & Oth Textile Bast Fibres, Raw/Retted	153 200	698 529	193 570	814 799
5303900000	Jute & Oth Textile Bast Fibres,Not Raw/Retted	0	66	0	737
5305001000	Sisal & Oth Textile Fibres Of The Genusageve;Tow & Waste Of These	182 000	1 119 340	260 000	1 605 446
5305002021	Textile Fibres Of Abaca: Raw	11 271	92 235	3 366	62 331
5305009010	Textile Fibres; Of Ramie Fibres	0	3 061	0	52 978
5305009090	Textile Fibres; Other Of Ramie	1 400	2 640	13 160	18 983
5306100000	Single Flax Yarnflax Yarn	0	11 045	0	133 631
5306200000	Multiple (Folded)/Cabled Flax Yarn	0	286	0	5 606
5307100000	Single Yarn Of Jute/Of Oth Textile Bastof Heading 53.03.	15 177	194 116	12 417	246 561
5307200000	Multiple (Folded)/Cabled Of Jute/ Othfibres Bast Fibres Of Heading !	728 218	13 710 880	650 642	11 621 782
5308100000	Coir Yarn	0	1	0	1
5308200000	True Hemp Yarn	3 534	5 851	23 361	37 980
5308901000	Paper Yarn	0	63	0	5 042
5308909000	Other Yarn Of Other Vegetable Textile Fi	537	959	3 192	6 199
5309119000	Woven Fabrics Of Flax Cont>=85%By Weightunbleached Or Not;Not	360	11 788	2 352	257 306
5309191000	Other Woven Fabrics,Flax Cont>=85%Byweight;Print By Traditional I	0	4 306	0	69 316
5309199000	Other Woven Fabrics,Flax Cont>=85%Weightnot Print By Traditional	1 613	15 211	47 583	482 121
5309219000	Woven Fabrics Of Flax Cont<85% By Weightunbleached Or Not;Not	0	14	0	1 185
5309291000	Woven Fabrics Of Flax Cont<85% By Weightoth;Printby The Traditio	0	8 261	0	116 272
5309299000	Woven Fabrics Of Flax Cont<85% By Weightoth; Not Printed By The	2 196	62 809	26 478	1 060 383
5310100010	Woven Fabrics Of Jute Or Of Oth Textileunbleached; Plain	29 366	133 349	40 447	171 183
5310100090	Woven Fabrics Of Jute Or Of Oth Textileunbleached; Other Plain	0	66	0	320
5310909000	Other Woven Fabrics Of Jute/Oth Textilehead 53.03, Not Printed By	88	1 705	2 242	28 790
5311009000	Woven Fabrics Of Oth Vegetable Textilefibres&Paper Yarn; Not Prin	405	41 811	2 357	120 123
5401101000	Sewing Thread Of Man-Made Flment Ofsynthetic Filaments; For Ret	21 358	122 129	162 240	1 134 753
5401109000	Sewing Thread Of Man-Made Flment Ofsynthetic Filaments; Not For	258 099	2 898 506	1 175 992	11 875 303
5401201000	Sewing Thread Of Man-Made Flment Ofartificial Filaments; For Reta	5 930	13 718	35 293	86 122
5401209000	Sewing Thread Of Man-Made Flment Ofartificial Filaments;Not For F	5 443	94 327	38 879	659 948
5402110000	Synthtatic Filament yarn (Oth Than Sewinghigh Tenacity Yarn Of Nyl	17 688	99 623	280 578	1 889 927
5402190000	Synthtatic Filament yarn (Oth Than Sewinghigh Tenacity Yarn Of Nyl	550 791	4 442 773	2 227 154	19 626 775
5402200000	Synthtatic Filament yarn (Oth Than Sewinghigh Tenacity Yarn Of Poly	609 874	6 215 765	1 687 244	17 667 277
5402310000	Textured Yarn Of Nylon/Oth Polyamidesmeasuring Single Yarn <= 5C	424 385	2 083 902	1 849 655	11 747 006
5402320000	Textured Yarn Of Nylon/Oth Polyamidesmeasuring Single Yarn > 5C	52 919	441 826	142 488	1 609 873

I.3. IMPOR MENURUT KOMODITI / IMPORT BY HS COMMODITY

\*\*\* JULI/JULY 2014 \*\*\*

H S	Uraian Komoditi Commodity Description	Berat Bersih / Net Weight (Kg)		Nilai / Value C.I.F (US\$)	
		Bulan ini Current Month	Kumulatif Cum.Jan. to date	Bulan ini Current Month	Kumulatif Cum.Jan. to date
5402330000	Textured Yarn Of Polyesters	2 406 238	14 481 140	5 123 051	34 664 740
5402340000	Textured Yarn Of Polypropylene Syntheticfilament	39 633	2 346 302	101 453	5 639 786
5402390000	Other Texture Synthetic Filament Yarn	104 465	1 041 826	305 623	1 930 328
5402440000	Oth Yarn, Single, With A Twist Or Not<50Turn/M; Elastomeric	788 352	6 334 164	6 180 722	50 062 579
5402450000	Oth Yarn, Single, With A Twist Or Not<50Turn/M; Oth, Of Nylon/Oth	267 898	1 858 868	880 555	5 999 875
5402460000	Oth Yarn, Single, With A Twist Or Not<50Turn/M; Oth, Of Polyesters	2 036 894	15 513 986	3 007 870	23 963 358
5402470000	Oth Yarn, Single, With A Twist Or Not<50Turn/M; Oth, Of Pollester	2 056 005	15 703 864	3 999 733	32 469 960
5402480000	Oth Yarn, Single, With A Twist Or Not<50Turn/M; Oth, Of Polipropik	14 202	976 029	28 404	1 355 826
5402490000	Oth Yarn, Single, Oth Thn, Of Elast, Nylpolyester, Polypropylene, <=5C	1 151 497	5 949 525	3 192 141	17 938 750
5402510000	Oth Yarn, Single, With A Twist Or Not>50Turn/M; Of Nylon Or Oth P	287	2 772	4 045	31 904
5402520000	Oth Yarn, Single, With A Twist Or Not>50Turn/M; Of Nylon Or Oth P	13 019	165 513	54 255	1 277 844
5402599000	Oth Yarn, Single, With A Twist Or Not>50Turn/M; Other; Other	2 915	8 574	41 356	145 225
5402610000	Oth Yarn, Multiple Or Cableof Nylon Or Polyamides	12 551	231 292	80 338	1 063 277
5402620000	Oth Yarn, Multiple Or Cableof Polyesters	335 550	3 305 704	638 032	7 164 030
5402691000	Oth Yarn, Multiple Or Cableof Other : Polypropylena	146 560	770 268	344 951	1 718 452
5402699000	Oth Yarn, Multiple Or Cableof Other : Oth Than Polypropylena	29 860	183 575	109 466	610 944
5403100000	Artificial Filament Yarn (Not Sewing)High Tenacity Yarn Of Viscose F	365	12 288	3 431	66 491
5403311000	Artificialfilament yarn,Oth Yarn,Singleof Viskosa Twist/Not <120 Tu	0	4 459	0	27 524
5403319000	Artificial Filament Yarn,Oth Yarn,Singleof Viskosa Twist/Not <120 Tu	153 144	1 513 382	217 105	3 356 913
5403321000	Artificial Filament Yarn,Oth Yarn,Singleof Viskosa Twist/Not >120 Tu	0	32 979	0	108 779
5403329000	Artificial Filament Yarn,Oth Yarn,Singleof Viskosa Twist/Not >120 Tu	9	218 711	48	53 049
5403339000	Artificial Filament Yarn,Oth Yarn,Singleof Cellulose Acetate: Oth Tex	0	92	0	558
5403391000	Artificial Filament Yarn,Oth Yarn,Singleof Other : Textured Yarn	3 110	17 404	19 378	122 201
5403399000	Artificial Filament Yarn,Oth Yarn,Singleof Other : Oth Textured Yarn	608	40 586	3 747	119 345
5403411000	Artificialfilament yarn,Oth Yarn,Multipleor Cable: Of Viscose Rayon;T	0	19 170	0	54 855
5403419000	Artificialfilament yarn,Oth Yarn,Multipleor Cable: Of Viscose Rayon; I	45 540	363 629	134 734	1 175 045
5403421000	Artificialfilament yarn,Oth Yarn,Multipleorcable: Ofcelluloseacetat;T	31 155	31 155	228 993	228 993
5403429000	Artificialfilament yarn,Oth Yarn,Multipleorcable: Ofcelluloseacetat: C	1 372	7 547	105 194	513 556
5403491000	Artificialfilament yarn,Oth Yarn,Multipleorcable: Of Other ; Textured	42	3 299	396	17 585
5403499000	Artificialfilament yarn,Oth Yarn,Multipleorcable: Of Other ; Oth Text	10 984	141 361	83 207	882 305
5404110000	Synth Monfilament Of Elastomeric >=67Decitex,Dimension<=1Mm, I	17 531	169 045	101 153	656 890
5404120000	Synth Monfilament Oth Ofpolypropylne>=67Decitex,Dimension<=1M	4 640	166 871	33 873	550 008
5404190000	Synth Monfilament Other >=67Decitexdimension<=1Mm, Width<=5	165 209	747 261	1 203 765	5 948 646
5404900000	Synthetics Other Than Filaments Exceeds<1 Mm, Width <= 5 Mm	56 022	511 613	173 815	1 140 596
5406000000	Man-Made Filament Yarn(Oth Than Sewingthread) Put Up For Retail	8 052	9 429	28 129	38 739
5407102010	Woven Fabrics Of Synt Filament Yarn Fromhigh Of Nylon/Oth :Tyre f	0	30 337	0	431 021
5407102090	Woven Fabrics Of Synt Filament Yarn Fromhigh Of Nylon/Oth :Tyre f	89 048	1 165 671	1 493 029	18 836 537
5407109010	Woven Fabrics Of Synt Filament Yarn Fromhigh Of Nylon/Oth : Othe	44 036	251 861	226 684	1 808 290
5407109090	Woven Fabrics Of Synt Filament Yarn Fromhigh Of Nylon/Oth : Othe	113 189	1 058 039	1 858 426	13 873 673
5407200000	Woven Fabrics Of Synt Filament Yarnwoven Fabricsobtained From S	133 050	571 742	387 465	1 741 478
5407300000	Woven Fabrics Of Synt Filament Yarnfabrics Specified In Nota 9To Se	1 660	18 165	29 496	419 839
5407411000	Woven Nylon Mesh Fabric Of Untwistedweight >=85% Of Flmnt Of N	20 469	525 665	204 003	5 296 355
5407419000	Oth Woven Nylon Mesh Fabric Of Untwistedweight >=85% Of Flmnt	62 728	643 947	782 430	7 675 917
5407420000	Woven Fabrics Of Synt Filament Yarn Fromnylon Cont >85% ; Dyed	261 518	2 494 993	4 134 481	41 612 446
5407430000	Woven Fabrics Of Synt Filament Yarn Fromnylon Cont>85%;Of Yarnc	0	38 267	0	161 801
5407440000	Woven Fabrics Of Synt Filament Yarn Fromnylon Cont >85% ; Printer	4 249	34 892	162 221	716 114
5407510000	Woven Fabrics Of Synt Filament Yarn Frompolyester Cont >85% ; Un	789 250	9 445 783	3 718 062	45 583 415
5407520000	Woven Fabrics Of Synt Filament Yarn Frompolyester Cont >85% ; Dy	911 010	8 542 135	15 195 846	109 396 049
5407530000	Woven Fabrics Of Synt Filament Yarn Frompolyester Cont >85% ;Ofy	17 482	183 196	129 814	732 967
5407540000	Woven Fabrics Of Synt Filament Yarn Frompolyester Cont >85% ; Pri	53 650	695 539	746 408	9 234 955
5407610010	Oth Woven Fabrics,Cont>=85% Of By Weightofnontextured Polyst F	501 475	6 063 620	3 241 372	35 013 989
5407610090	Oth Woven Fabrics,Cont>=85% Of By Weightofnontextured Polyst F	780 772	9 247 942	4 732 757	56 408 691
5407690010	Oth Woven Fabrics,Cont>=85% Of By Weightof Polyst Filamnt: Unbl	301 034	2 727 995	2 421 564	24 216 752
5407690090	Oth Woven Fabrics,Cont>=85% Of By Weightof Polyst Filamnt: Othe	334 018	3 427 124	2 983 054	34 740 587
5407710000	Oth Woven Fabrics,Cont>=85% Of By Weightof Synthet Filamnt:Unb	346 624	3 070 154	2 182 280	16 345 150
5407720000	Oth Woven Fabrics,Cont>=85% Of By Weightof Synthet Filamnt: Dye	22 546	384 955	425 296	5 870 869
5407730000	Oth Woven Fabrics,Cont>=85% Of By Weightof Synthet Filamnt: Of \	0	2 911	0	29 012
5407740000	Oth Woven Fabrics,Cont>=85% Of By Weightof Synthet Filamnt: Prir	7 166	161 203	99 909	1 711 096
5407810000	Oth Woven Fabrics,Cont<85% Of By Weightof Synthet Filamnt-Mixe	0	18 602	0	326 458
5407820000	Oth Woven Fabrics,Cont<85% Of By Weightof Synthet Filamnt-Mixe	45 184	403 686	658 603	6 659 560
5407830000	Oth Woven Fabrics,Cont<85% Of By Weightof Synthet Filamnt-Mixe	501	23 624	2 834	224 094
5407840000	Oth Woven Fabrics,Cont<85% Of By Weightof Synthet Filamnt-Mixe	2 005	85 962	31 446	1 515 216
5407910000	Woven Fabrics Of Synt Filament Yarn Ofother Woven Fabric; Unblea	306 421	787 631	382 031	1 576 589
5407920000	Woven Fabrics Of Synt Filament Yarn Ofother Woven Fabric; Dyed	77 909	917 935	626 226	7 528 932

I.3. IMPOR MENURUT KOMODITI / IMPORT BY HS COMMODITY

\*\*\* JULI/JULY 2014 \*\*\*

HS	Uraian Komoditi Commodity Description	Berat Bersih / Net Weight (Kg)		Nilai / Value C.I.F (US\$)	
		Bulan ini Current Month	Kumulatif Cum.Jan. to date	Bulan ini Current Month	Kumulatif Cum.Jan. to date
5407930000	Woven Fabrics Of Synt Filament Yarn Of other Woven Fabric; Of Yarn	695	5 900	6 409	77 244
5407940000	Woven Fabrics Of Synt Filament Yarn Of other Woven Fabric; Printed	0	2 672	0	42 573
5408100010	Woven Fabrics Of artificial Filament Yarn from high Tenacity Yarn of Vi	616	27 902	6 856	461 385
5408100090	Woven Fabrics Of artificial Filament Yarn from High Tenacity Yarn Of	109 054	1 219 573	1 180 216	11 592 889
5408210000	Woven Fabrics Of artificial Filament Yarncont >85% Weight : Umblea	25 527	207 014	200 278	2 072 406
5408220000	Woven Fabrics Of artificial Filament Yarncont >85% Weight Or Strip/	64 728	387 951	618 630	3 994 746
5408230000	Woven Fabrics Of artificial Filament Yarncont >85% Weight:Of Yarn C	0	3 182	0	49 772
5408240000	Woven Fabrics Of artificial Filament Yarncont >85% Weight Or Strip/	2 895	83 743	55 084	1 074 484
5408310000	Woven Fabrics Of artificial Filament Yarnoth Woven Fabric: Unbleact	55	303	902	5 646
5408320000	Woven Fabrics Of artificial Filament Yarnoth Woven Fabric: Dyed	5 250	14 996	75 146	241 446
5408330000	Woven Fabrics Of artificial Filament Yarnoth Woven Fabric:Of Yarn C	161	246 113	3 159	311 532
5408340000	Woven Fabrics Of artificial Filament Yarnoth Woven Fabric: Printed	0	1 994	0	83 571
5501100000	Synthetic Filament Tow of Nylon Or Other Polyamides	33 845	370 408	731 927	6 510 121
5501200000	Synthetic Filament Tow of Polyesters	176 118	1 317 137	1 339 685	13 046 322
5501300000	Synthetic Filament Tow of Acrylic Or Modacrylic	3 281 984	23 221 792	8 368 098	61 587 554
5501400000	Synthetic Filament Tow of Polypropylene	8 017	169 106	22 524	292 941
5501900000	Synthetic Filament Tow other	18 971	141 535	55 527	660 273
5502000000	Artificial Filament Tow	2 835 359	24 007 502	17 845 021	150 723 635
5503110000	Synthetic Staple Fibres Of Nylon Or Othrpolyamides Of Aramids	18 597	112 468	184 837	1 768 855
5503190000	Synthetic Staple Fibres Of Nylon Or Othrpolyamides Of Oth Than Ar	59 407	450 743	445 771	2 544 207
5503200000	Synthetic Staple Fibres Of Polyesters	9 463 590	75 057 380	13 360 094	109 692 194
5503300000	Synthetic Staple Fibres Of Acrylic Or modacrylic	1 029 851	13 446 958	2 728 412	34 650 487
5503400000	Synthetic Staple Fibres Of Polypropylene	264 419	2 301 261	678 024	5 876 577
5503900010	Synthetic Staple Fibres Of Other :Of Viscose Rayon	17 600	1 130 396	38 597	3 894 999
5503900090	Synthetic Staple Fibres Of Other :Other Than Viscose Rayon	222 573	2 006 830	771 076	7 729 584
5504100000	Artificial Staple fibres Not carded, Combed otherwise Procs For Spin: Of	4 853 413	41 836 360	9 256 889	78 320 497
5504900000	Artificial Staple fibres Not carded, Combed otherwise Procs for Spin: Oth	89 407	783 275	307 762	2 387 319
5505100000	Waste Of Man-Made Fibres of Synthetic Fibres	50 886	670 384	42 101	445 607
5505200000	Waste Of Man-Made Fibres of Artificial Fibres	84 533	1 092 490	19 806	246 260
5506100000	Synth Staple Fibres Carded, Combed otherwise Procs For Spin: Of Nylon	47 009	231 393	347 725	2 044 014
5506200000	Synth Staple Fibres Carded, Combed otherwise Procs For Spin: Of Po	353 586	2 765 057	3 357 878	27 464 117
5506300000	Synth Staple Fibres Carded, Combed otherwise Procs for spin: Acrylic	60 165	554 108	250 821	2 051 654
5506900000	Synth Staple Fibres Carded, Combed otherwise Process For Spinn :	9 534	119 749	107 954	1 150 143
5507000000	Artificial Staple Fibres, Carded, Combed otherwise Processed For Spin	0	429	0	3 006
5508101000	Sewing Thread Of Man-Made Staple Fibres whether For Sale Or No: Of	41 400	565 731	201 614	2 124 245
5508109000	Sewing Thread Of Man-Made Staple Fibres whether For Sale Or No: O	484 752	2 861 158	1 112 038	6 997 287
5508201000	Sewing Thread Of Man-Made Staple Fibres whether For Sale Or No: Of	144	3 688	570	39 557
5508209000	Sewing Thread Of Man-Made Staple Fibres whether For Sale Or No: Ot	3 125	63 200	30 662	341 429
5509110000	Single Yarn Cont >=85% By Weight Of staple Fibres Of Nylon/Oth Pol	5 437	46 005	47 996	557 442
5509120000	Multiple/Cabled Yarn Cont >=85% By Weight Of staple Fbre Of nylon	174	5 153	36 490	61 095
5509210000	Single Yarn Cont >=85% By Weight Of polyester Staple Fibres	445 507	4 677 927	786 611	8 181 558
5509220000	Multiple (Folded)/Cabled Yarn Cont. >=85% Of Polyester Staple Fibre:	319 906	1 095 189	726 658	3 630 620
5509310000	Single Yarn Cont >=85% By Weight Of acrylic/Modacrylic Staple Fibre	0	1 374	0	9 833
5509320000	Multiple/Cabled Yarn Cont >=85% By Weight of Acrylic/Modacrylic St	3 887	292 080	48 265	1 531 231
5509410000	Single Yarn Cont >=85% By Weight of Synthetic Staple Fibres	106	36 775	826	498 272
5509420000	Multiple (Folded)/Cabled Yarn Cont. >=85% Of Synthetic Staple Fibre:	18 774	74 407	104 180	554 575
5509510000	Oth Yarn Of Polyester Staple Fibres mixed Mainly With Artificial Stap	0	139 487	0	301 755
5509529000	Oth Yarn Of Polyester Staple Fbres, Other mixed Mainly/Solely With W	723	5 427	13 479	33 433
5509530000	Oth Yarn Of Polyester Staple Fibres mixed Mainly/Solely With Cottor	71 757	1 213 913	231 949	3 432 173
5509590000	Oth Yarn Of Polyester Staple Fibres other	75 154	153 610	253 424	682 707
5509610000	Oth Yarn Of acrylic/Modacrylic Staple Fbr mixed Mainly/Solely With V	8 083	27 989	180 681	334 578
5509620000	Oth Yarn Of acrylic/Modacrylic Staple Fbr mixed Mainly/Solely With C	16 328	104 338	24 917	165 061
5509690000	Oth Yarn Of acrylic/Modacrylic Staple Fbrother	3 088	104 011	15 545	545 219
5509910000	Other Yarn Mixed Mainly Or Solely With wool/ Fine Animal Hair	0	5 927	0	70 625
5509990000	Other Yarn Mixed Other Than wool/ Fine Animal Hair & Cotton	6 320	13 973	6 352	82 330
5510110000	Single Yarn Cont >=85% By Weight of Artificial Staple Fibres	48 450	1 613 642	80 219	3 223 551
5510120000	Multiple/Cabled Yarn Cont. >=85% By Weight/Artificial Staple Fibres	8 116	15 455	35 423	95 502
5510200000	Oth Yarn, Mixed Mainly/Solely With cont >=85% Of Weight Of Artifici	0	97	0	776
5510300000	Other Yarn, Mixed Mainly/Solely Cont >=85% Of Weight With Cotton	34 725	671 936	194 846	2 625 993
5510900000	Other Yarn Of Artificial Staple Fibres cont >=85% Of Weight	26 433	350 405	204 939	2 618 655
5511101000	Yarn Of Synthtic Staple Fibres, Cont >=85% Weight Of Such Fbrs Knitin	1 591	69 952	19 760	585 781
5511109000	Yarn Of Synthtic Staple Fibres, Cont >=85% Weight Of Such Fibres : Ot	2 361	253 379	9 489	890 827
5511201000	Yarn Of Synthtic Staple Fibres, Cont <85% Weight Of Such Fbrs Knitin	0	938	0	4 470
5511209000	Yarn Of Synthtic Staple Fibres, Cont <85% Weight Of Such Fibres : Oth	19 167	21 285	46 790	55 047

I.3. IMPOR MENURUT KOMODITI / IMPORT BY HS COMMODITY

\*\*\* JULI/JULY 2014 \*\*\*

H S	Uraian Komoditi Commodity Description	Berat Bersih / Net Weight (Kg)		Nilai / Value C.I.F (US\$)	
		Bulan ini Current Month	Kumulatif Cum.Jan. to date	Bulan ini Current Month	Kumulatif Cum.Jan. to date
5511300000	Yarn Of Artificial Staple Fibresput Up For Retail Sale	1 613	17 201	34 152	362 259
5512110000	Woven Fabrics Of Synthetic Staple Fibrecont>85% Wight Of Polyeste	47 214	343 741	248 475	1 675 874
5512190000	Woven Fabrics Of Synthetic Staple Fibrecont>85% Wight Of Polyeste	303 699	2 039 798	2 409 174	18 910 730
5512210000	Woven Fabrics Of Synthetic Staple Fibrecont>85%Wightof Acrylic/M	4 414	48 234	29 231	351 263
5512290000	Woven Fabrics Of Synthetic Staple Fibrecont>85%Wightof Acrylic/M	62 931	867 366	683 400	9 622 974
5512910000	Woven Fabrics Of Synthetic Staple Fibrecont>85%Weight Of Oth : U	0	4 286	0	78 495
5512990000	Woven Fabrics Of Synthetic Staple Fibrecont>85%Weight Of Oth Th	7 273	94 639	197 450	1 887 406
5513110000	Wovn Fbrcs Of Plyster Stple Fbre Bleacheplain Weave <=85% Mix W	77 617	1 049 274	929 766	10 829 059
5513120000	3-Thread /4-Thread Twill, Incl Twill Polstaple Fibres <=85% W/Cotto	10 770	42 583	167 623	682 677
5513130000	Oth Woven Fbrcs Of Polyester Stple Fbr<=85% Mixed Wght <170 G/	902 597	4 614 869	6 733 453	38 970 574
5513190000	Oth Woven Fabrics <85% Mixed Cottonweight <170 G/M Of Cotton	13 465	59 813	139 886	638 816
5513210000	Dyed Woven Fabrics Of Polyester Staplefibres, Plain Weave<85% Of	311 349	4 240 353	1 425 677	14 806 689
5513230000	Oth Dyed Woven Fabric Ofpolyester Staplefibres <85%, Cotton<170	0	13 949	0	178 037
5513290000	Oth Woven Fabrics <85% Such Fibres, Mixed Cotton <170 G/M Dyec	217 837	1 830 753	2 151 762	18 100 564
5513310000	Woven Fabrics Of Yarn Of Diff Color Of Polyester Stpe Fbrs,Plain We	47 779	367 167	262 294	2 206 279
5513390000	Oth Woven Fabrics<85% Of Such Fibresweight <170 G/M Of Cotton:	19 994	116 991	239 883	1 614 176
5513410000	Printed Polyester Staple Fibres, Plainweave <85% Of Fbr, Cotton<17	316 451	2 537 290	1 131 702	8 293 256
5513490000	Other Woven Fabrics<85% Of Fibresweight <170 G/M Of Cotton	0	2 075	0	23 507
5514110000	Woven Fbrcs Of Polyester Staple Fibresplain Weave <=85%,Cotton >	101 407	313 794	911 865	3 292 540
5514120000	3-Thread/4-Thread Twill, Incl Twill Ofpolyester Stpl Fbrs<85%, Cotto	1 823	13 516	20 422	144 200
5514190000	Other Woven Fabrics<85% Of Fibresmixed Weight >170G/M Of Cott	92 313	590 034	1 443 272	9 736 563
5514210000	Dyed Polyester Staple Fbrs, Plain Weavestaple Fbrs<85%, Cotton >1	437	18 500	6 924	177 659
5514220000	Woven Fabric Of Synt; Dyed<85% With Ctto3-Thread/4-Thread Twill	1 612	44 375	21 173	597 042
5514230000	Woven Fabric Of Synt; Dyed<85% With Cttodyed; Oth Woven Fbr Pc	65 276	2 961 815	229 602	3 917 603
5514290000	Other Woven Fabrics<85% Of Fibres Mixedweight >170G/M Of Cott	8 399	1 878 603	70 697	2 836 493
5514300000	Woven Fabrics Of Synth Stple Fibre <85%, Cotton >170 G/M, Diff Co	21 336	184 910	19 545	230 113
5514410000	Printed Polyester Staple Fibres, Plainweave <85% Of Fbr, Cotton >17	33 188	320 350	375 027	3 291 377
5514420000	Prnt 3-Thread/4-Thread Twill,Incl Twlpolyester Stple Fbr<85%, Cottc	6 523	85 922	48 103	651 651
5514430000	Oth Printd Woven Fabrics Of Polyesterstpl Fbr <85%, Cotton >170 G	5 607	79 878	43 122	922 219
5514490000	Oth Printed Woven Fabrics<85% Suchfibres, Weight >170 G/M Of Cr	42 921	305 188	145 293	1 311 155
5515110000	Oth Wvn Fbrcs Of Synth Stple Fbrs Ofpolyester Stpl Fbr Mixed Viscr	254 431	1 988 887	2 588 459	22 005 233
5515120000	Oth Wvn Fbrcs Of Synth Stple Fbrs Ofpolyester Stpl Fbr Mixed W/W	20 261	139 833	92 695	1 004 705
5515130000	Oth Wvn Fbrcs Of Synth Stple Fbrs Ofpolyester Stpl Fbr Mix W/Wool	32 316	218 425	583 533	3 978 405
5515190000	Other Woven Fabrics Of Synth Stple Fbrof Other Polyester Staple Fit	26 890	368 561	385 279	5 835 530
5515210000	Oth Wvn Fbrcs Of Acrylic/Modacrylicmixed/Solely With Man-Made I	3 599	7 511	32 443	53 082
5515220000	Oth Wvn Fbrcs Of Acrylic/Modacrylicmixed/Solely W/Wool/Fine Anr	24 141	25 980	217 592	245 530
5515290000	Oth Wvn Fbrcs Of Acrylic/Modacrylicmix W/Other Than Man-Made	1 642	14 721	7 801	55 770
5515910000	Oth Woven Fabrics Mixed Mainly/Solelyman-Made Filaments	2 580	30 244	47 503	947 267
5515991000	Oth Woven Fabrics Mixed Mainly/Solelyw/Wool/Fine Anml Hair	187	1 930	2 928	37 542
5515999000	Oth Woven Fabrics Mixed Mainly/Solelywith Other Than Man-Made	7 780	50 402	91 591	662 983
5516110000	Unbleached/Bleached Woven Fabrics Ofartificial Staple Fibre:Weigh	81 300	705 714	446 694	4 604 354
5516120000	Dyed Woven Fbrcs Of Artificial Staplefibres: Weight>=85%	80 039	459 153	1 172 022	6 655 651
5516130000	Woven Fabrics Of Yarns Of Diff Colorweight>=85% Of Artficial Staple	0	5 379	0	69 327
5516140000	Printed Woven Fabrics; Wght>=85% Ofartificial Staple Fibres	9 479	116 904	104 738	1 549 987
5516210000	Un/Bleached Woven Fabrics Of Artificialstaple Fibre Mix M-M-F;Wei	0	2 648	0	35 134
5516220000	Dyed Woven Fabrics Of Artificial Staplefibres Mix M-M-F;Weight<85%	2 244	61 498	35 025	1 121 980
5516230000	Woven Fabrics Of Yarn Of Diff Colorartficial Stple Fbr Mix M-M-F;Wei	0	6 496	0	23 697
5516240000	Printed Woven Fabrics Of Artifcl Staplefibres Mixed With M-M-F;Wei	1	9 857	25	248 108
5516310000	Un/Bleached Woven Fabrics Of Artificialstaple Fibre Mixed W/Wool	0	52	0	542
5516320000	Dyed Woven Fabrics Of Artificial Staplefibres Mixed With Wool;Weig	2 875	41 276	41 456	3 033 300
5516330000	Woven Fbrc Of Yarn Of Diff Color Staplefibres Mixed With Wool;Weig	709	2 265	19 513	47 212
5516410000	Un/Bleached Woven Fabrics Of Artificialstaple Fibre Mixed Cotton;V	691	8 372	7 219	96 167
5516420000	Dyed Woven Fabrics Of Artificial Staplefibres Mixed With Cotton;Wei	0	2 782	0	64 782
5516430000	Woven Fabrics Of Yarn Of Diff Colorsmixed With Cotton;Weight<85%	125	15 765	2 497	243 984
5516910000	Other Un/Bleached Woven Fabrics Ofstaple Fbr	772	8 149	14 947	76 502
5516920000	Other Woven Fabrics Of Artificial Staplefibres,Un/Bleached	1 379	34 046	20 375	645 553
5516930000	Other Woven Fabrics Of Artificial Staplefibres,Dyed	1 048	6 209	5 217	28 299
5516940000	Other Woven Fabrics Of Artificial Staplefibres,Of Yarn Diff Colours	185 016	1 044 699	1 525 740	9 573 130
5601210000	Wadding Of Cotton,Length<=5Mm	83 726	542 516	1 031 819	5 711 187
5601220010	Wadding Of Cotton M-M-F Of Wrappedcigarette Tow,Length<=5Mm	6 152	311 944	76 815	2 938 180
5601220090	Wadding Of Cotton M-M-F Of Oth Wrappedcigarette Tow,Length<=!	12 796	211 789	145 917	2 205 113
5601290000	Wrapped Of Other Than Cotton Man-Madefibres	4 620	85 351	26 558	149 152
5601301000	Polyamide Fibre Flock Of Wadding,Length<=5Mm	861	41 466	68 644	292 702
5601309000	Textile Flock & Dust Mill Neps Oth Thanpolyamide Fibre Flock;Lengt	18 987	99 608	194 099	704 779

I.3. IMPOR MENURUT KOMODITI / IMPORT BY HS COMMODITY

\*\*\* JULI/JULY 2014 \*\*\*

HS	Uraian Komoditi Commodity Description	Berat Bersih / Net Weight (Kg)		Nilai / Value C.I.F (US\$)	
		Bulan ini Current Month	Kumulatif Cum.Jan. to date	Bulan ini Current Month	Kumulatif Cum.Jan. to date
5602100000	Needleloom Felt & Stitch-Bonded Fibrecovered/Laminated.	36 994	350 959	230 083	1 414 902
5602210000	Oth Felt Of Wool/Fine Animal Hair,Notimpregnated,Coated,Covered	93	32 531	3 974	457 089
5602290000	Oth Felt Of Oth Textile Materials,Notimpregnated,Coated,Covered	759 938	3 086 750	759 062	3 469 479
5602900000	Felt, Oth Thn Needleloom&Oth Felt Notimpregnated, Coated, Cover	57 822	578 330	726 701	7 063 687
5603110000	Non Woven Of Man-Made Filament, Notimpregnated,Cvred/Lminat	1 598 692	11 447 251	4 979 988	38 005 083
5603120000	Non Woven Of M-M-F, Not Imprgnated,Covred/Lminated; 25G/M<v	761 306	8 726 933	2 954 109	28 956 092
5603130000	Non Woven Of M-M-F, Not Imprgnated,Covred/Lminated; 70G/M<v	345 382	2 825 217	1 472 817	10 617 912
5603140000	Non Woven Of M-M-F, Not Imprgnated,Covered/Laminated; Weighl	590 808	8 238 056	2 769 432	29 667 239
5603910000	Non Woven Of Oth M-M-F, Weight=<25G/M2	220 959	2 059 281	791 627	9 013 344
5603920000	Non Woven Of Oth M-M-F,25G/M2<Weighing=<70G/M2	420 995	3 347 980	1 815 331	16 744 505
5603930000	Non Woven Of Oth M-M-F,70G/M2< Weighing=<150G/M2	52 958	458 386	543 128	3 686 781
5603940000	Non Woven Of Oth M-M-F,Weight=<150G/M2	614 099	5 194 766	2 666 500	21 570 079
5604100000	Rubber Thread & Cord, Textile Covered &The Like Head 5404/5405	53 953	411 355	620 331	7 454 561
5604901000	Imitation Catgut,Of Silk Yarn	1 978	12 555	21 859	180 269
5604902000	Rubber Impregnated Textile Thread Yarn	3 446	30 844	57 867	371 669
5604903000	High Tenacity Yarn Of Polyester,Of Nylon/Oth Polyamides/Of Viscos	2 078	440 138	35 351	1 697 681
5604909000	Oth Thn Rubber Thread&Cord, Textilecovered&The Like Head 5404/5	47 753	245 518	359 786	3 189 039
5605000000	Metallised Yarn,Whether/Not Gimped,Being Textl Yarn/Strip Like He	6 676	62 474	38 114	523 350
5606000000	Gimped Yarn,&Strip&Like Of Head 5404/5405,Gimped,Chenille Yarn	98 943	1 099 526	305 626	2 699 459
5607210000	Binder/Baler Twine Of Sisal/Oth Textilefbrs Of Genus Agave	1 671	43 374	25 062	196 131
5607290000	Oth Binder/Baler Twine Of Sisal/Othtextile Fbrs Of Genus Agave	63 543	455 647	374 388	2 723 108
5607410000	Binder/Baler Twine Of Polyethylene/Polypropylene	26 202	62 247	33 944	101 482
5607490000	Oth Binder/Baler Twine Of Polyethylene/Polypropylene	976 528	7 734 440	1 449 158	11 006 174
5607501000	V-Belt Cord Of Man-Made Fibres Treatedresorcinol Formaldehyde>	7 628	76 214	124 951	2 651 927
5607509000	Oth V-Belt Cord Of M-M-Fibrs Treatedresorcinol Formaldehyde>=10	63 023	876 880	383 216	4 494 996
5607901000	Twine,Cordage,Ropes&Cables Of Artificialfibres	8 859	124 679	108 533	615 700
5607902000	Twine,Cordage,Ropes&Cables Of Abaca/Othhard Fibres	4	38	31	261
5607903000	Twine,Cordage,Ropes&Cables Of Jute/Othtextile Bast Fibr Head 530	27 000	142 620	19 575	104 800
5607909000	Oth Twine,Cordage,Ropes&Cables	55 785	549 856	312 342	4 103 575
5608110000	Made Up Fishing Net Of Man-Made Textilematerials	403 884	2 783 545	587 350	3 798 531
5608192000	Net Bags Of Man-Made Textile Material	11 147	145 419	49 337	705 127
5608199000	Oth Net Bags Of Man-Made Textilematerials	113 394	628 166	292 127	1 510 326
5608901000	Net Bags Of Oth Man-Made Textilematerials	104	15 544	309	114 371
5608909000	Oth Net Bags Of Oth Man-Made Textilematerials	145 826	605 004	216 104	1 377 201
5609000000	Articles Of Yarn,Strip/The Like Of Head5404/5405, Twine,Cordage,Rc	173 774	1 221 775	1 197 529	7 786 137
5701101000	Prayer Rugs Of Carpet Of Wool/Fineanimal Hair	0	4	0	2 569
5701109000	Oth Prayer Rugs Of Carpet Of Wool/Fineanimal Hair	0	102	0	10 020
5701901900	Oth Prayer Rugs Of Carpet Of Cotton	0	6 109	0	26 780
5701909900	Oth Prayer Rugs Of Carpet Oth Than Wool/Cotton	100	116	11 562	16 434
5702200000	Floor Covering Of Coconut Fibres (Coir)Not Tufted/Flocked	0	61 279	0	111 772
5702310000	Floor Cov Of Pile Constrct Of Wool/Fineanimal Hair,Not Made Up, N	245	13 490	8 759	39 416
5702391000	Floor Cov Of Pile Construct Of Cottonnot Made Up, Not Tufted/Flock	0	11 280	0	68 137
5702399000	Floor Cov Of Pile Construct Of Othtextile Materials, Not Made Up,Nc	156	384	853	1 939
5702411000	Prayer Rugs Of Floor Cov Of Pileconstrct,Made Up Of Wool/Fine Anr	2 385	20 405	19 185	48 765
5702419000	Oth Prayer Rugs Of Floor Cov Of Pileconstrct,Made Up Of Wool/Fine	1 616	25 255	1 339	60 460
5702421000	Prayer Rugs Of Floor Cov Of Pileconstrct,Made Up Of Man-Made Te;	174 290	695 925	287 982	1 299 118
5702429000	Oth Prayer Rugs Of Floor Cov Of Pileconstrct,Made Up Of Man-Mad	71 847	412 780	137 885	1 122 568
5702491900	Oth Prayer Rugs Of Floor Cov Of Cottonof Pile Constrct,Made Up	23	6 554	521	63 318
5702501000	Oth Floor Cov Of Cotton Not Of Pileconstruct,Not Made Up	13	13	521	521
5702911000	Prayer Rugs Not Of Pile Constrct Made Upof Wool/Fine Animal Hair	0	28	0	6 352
5702921000	Prayer Rugs Not Of Pile Constrct Made Upof Man-Made Textl Matrks	25 380	130 255	42 300	212 070
5702929000	Oth Floor Cov Not Prayer Rug Not Of Pileconstrct,Md Up,Of Man-Mk	56 681	256 147	68 830	247 309
5702991900	Oth Floor Cov Not Prayer Rug Not Of Pileconstrct,Md Up,Of Cotton,(	54	32 533	1 650	59 963
5702992000	Oth Flr Cov.Not Of Pile Cnstrct,Made Upof Jute Fibres,Oth Textile M.	0	75	0	1 359
5702999000	Oth Flr Cov.Not Of Pile Cnstrct,Made Upoth Thn Cttn&Jute Fibres,Ot	0	231	0	2 917
5703101000	Floor Mats Of Wool/Fine Anml Hairwhthr/Not Made Up	0	20	0	19
5703109000	Carpet&Oth Txtl Flr Cov.,Tufted, Whthr/Not Made Up,Of Wool/Fine	5 708	11 142	31 012	91 497
5703209000	Carpet&Oth Txtl Flr Cov.,Tufted,Not Prayrug,Not Made Up,Of Nlyn/C	150 164	934 106	527 841	3 031 988
5703301000	Prayer Rugs Of Cotton, Whthr/Notmade Up,Of Oth Man-Md-Txtl Mt	4 115	29 163	60 474	116 915
5703309000	Carpet&Oth Txtl Flr Cov.,Tufted,Not Prayrug,Of Cttn Not Made Up,Of	417 217	2 385 331	1 172 347	6 709 916
5703901900	Carpet&Oth Txtl Flr Cov.,Tufted, Whthr/Not Made Up,Of Cotton,Oth	0	25 261	0	194 018
5703902900	Carpet&Oth Txtl Flr Cov.,Tufted, Whthr/Not Made Up,Of Jute Fbrs,C	0	25	0	1 107
5703909100	Floor Mats, Whthr/Not Made Up,Not Cttn&Jute Fbr,Oth Txtl Mtrl	40 324	338 089	299 033	2 538 670
5703909900	Carpet&Oth Txtl Flr Cov.,Tufted, Whthr/Nt Md Up,Not Cttn&Jute Fb	0	14 000	0	165 923

I.3. IMPOR MENURUT KOMODITI / IMPORT BY HS COMMODITY

\*\*\* JULI/JULY 2014 \*\*\*

H S	Uraian Komoditi Commodity Description	Berat Bersih / Net Weight (Kg)		Nilai / Value C.I.F (US\$)	
		Bulan ini Current Month	Kumulatif Cum.Jan. to date	Bulan ini Current Month	Kumulatif Cum.Jan. to date
5704100000	Textile Tiles, Having A Surface <=0,3M,Felt,No Tufted/Flocked,Made	0	3 028	0	10 272
5704900000	Oth Textile Tiles, Having A Surface <=0,3M,Felt,No Tufted/Flocked,M	188 315	2 375 934	348 125	3 191 081
5705001900	Oth Carpet&Oth Txtl Flr Cov,Oth Prayrug Of Cotton,Whthr/Not Mad	1 794	4 565	10 644	35 301
5705002900	Oth Carpet&Oth Txtl Flr Cov,Oth Non Wovnfloor Covrng Of Jute Fbrs	272	694	1 487	3 158
5705009100	Prayer Rugs Of Oth Thn Cotton&Jutefibres,Whthr/Not Made Up	0	112 653	0	146 954
5705009200	Non Woven Floor Covering Of Oth Cotton&Jute Fibres,Whthr/Not M	1 991	35 268	25 725	369 852
5705009900	Oth Carpet&Oth Txtl Flr Cov,Oth Pray Rugof Oth Cotton&Jute Fibres	84 333	426 754	116 911	677 661
5801101000	Woven Pile&Chenille Fabrics Of Wool/Fine Anml Hair, Impregntd,Co	47	5 218	40 585	105 846
5801109000	Woven Pile&Chenille Fabrics Of Wool/Fine Anml Hair,Not Impregntc	70	36 364	2 028	316 563
5801211000	Uncut Weft Pile Fbrcs Of Cotton,Imprgntd,Coatd,Coverd Oth Thn Of	0	411	0	5 640
5801219000	Uncut Weft Pile Fbrcs Of Cotton,Notimprgntd,Coverd Oth Thn Of He	1 614	24 205	20 674	266 981
5801221000	Cut Corduroy Of Cotton,Imprgntd,Coatd,Coverd Oth Than Of Head 5	0	44 338	0	324 783
5801229000	Cut Corduroy Of Cotton,Not Imprgntd,Coatd,Coverd Oth Than Of He	23 530	265 956	253 579	6 915 150
5801239000	Oth Weft Pile Fbrcs Of Cotton,Notimprgntd,Coverd Oth Thn Of Heac	0	178	0	764
5801269000	Chenille Fabrics Of Cotton,Not Imprgntd,Coatd,Coverd Oth Than Of	30	429	142	7 692
5801271000	Warp Pile Fabrics Of Cotton,Imprgntd,Coatd,Coverd Oth Than Of He	0	710	0	18 739
5801279000	Warp Pile Fbrcs Of Cotton,Not Imprgntd,Coatd,Coverd Oth Than Of l	2 243	19 453	77 247	454 268
5801321000	Cut Corduroy Of Man-Made Fibres ,Imprgntd,Oth Thn Of Head 5802	3 671	169 788	61 702	2 315 534
5801329000	Cut Corduroy Of Man-Made Fibres ,Notimprgntd,Oth Thn Of Head 5	11 407	12 384	30 498	33 767
5801339000	Oth Weft Pile Fabrics Of Man-Made Fbrs,Not Imprgntd,Oth Thn Of F	482	839	9 338	14 177
5801361000	Chenille Fabrics Of Man-Made Fribres,Imprgntd,Oth Thn Of Head 58	0	33 461	0	111 936
5801369000	Chenille Fabrics Of Man-Made Fribres,Not Imprgntd,Oth Thn Of Hea	1 806	19 937	4 922	82 811
5801371000	Warp Pile Fbrcs Of Man-Made Fribres,Imprgntd,Oth Thn Of Head 58	0	3 763	0	67 663
5801379000	Warp Pile Fbrcs Of Man-Made Fribres,Not Imprgntd,Oth Thn Of Hea	10 357	48 498	155 228	643 702
5801901900	Othr Carpet & Text Floor Covrng Of Silk,Not Imprgntd,Oth Thn Of He	0	251	0	12 455
5801909900	Othr Carpet & Text Floor Covrng Of Othtxtl Mtrl, Not Imprgntd,Oth	147	17 286	1 311	184 460
5802110000	Unbleached Terry Towelling&Wovenfabrcs Of Cotton Oth Thn Head	35 755	302 432	430 974	3 718 491
5802190000	Bleached Terry Towelling&Wovenfabrcs Of Cotton Oth Thn Head Of	0	10 701	0	63 846
5802200000	Terry Towelling&Woven Fabrcs Of Othtextile Material Othr Than He	14	540	266	5 775
5802301000	Tufted Textile Fabrics,Impregnated,Coated/Covered Oth Thn Of Heac	11 131	94 785	91 754	501 868
5802302000	Tufted Textile Fabrics,Woven Of Cotton/Of Man Made Fbrs Oth Thn	0	76 365	0	659 723
5803001000	Gauze Of Cotton, Oth Than Narrowfbrcs Of Heading 5806	2 311	6 484	7 780	31 215
5803002000	Gauze Of Man-Made Fibres, Oth Thannarrow Fbrcs Of Heading 5806	0	906	0	4 653
5803009900	Gauze Of Other, Oth Than Narrowfbrcs Of Heading 5806	0	982	0	8 544
5804101100	Tulles&Oth Net Fbrcs Of Silk,Impregntdcoatd,Coverd Oth Thn Of He	0	665	0	150 558
5804101900	Tulles&Oth Net Fbrcs Of Silk,Notimpregntd,Oth Thn Of Head 6002-t	10 926	114 271	196 156	1 719 735
5804102100	Tulles&Oth Net Fbrcs Of Cotton,Imprgntdcoatd,Coverd Oth Thn Of F	0	893	0	23 604
5804102900	Tulles&Oth Net Fbrcs Of Cotton,Notimpregntd,Oth Thn Of Head 60C	425	33 583	8 157	439 104
5804109100	Tulles&Oth Net Fbrc Oth Thn Silk/Cotton,Impregntd,Oth Thn Of Hea	8 599	48 496	164 463	1 000 882
5804109900	Tulles&Oth Net Fbrc Oth Thn Silk/Cotton,Not Imprgntd,Oth Of Head	42 158	394 252	337 763	4 145 997
5804211000	Mechanically Made Lace Of Man-Made Fbrsimpregntd,Oth Thn Of F	5 577	132 437	145 046	3 623 622
5804219000	Mechanically Made Lace Of Man-Made Fbrsnot Imprgntd,Oth Of He	121 545	567 760	918 999	6 730 048
5804291000	Mechanically Made Lace Of Oth Txtl Mtrlimpregntd,Oth Thn Of Hea	1 218	18 369	13 868	235 923
5804299000	Mechanically Made Lace Of Oth Txtl Mtrlnot Imprgntd,Oth Of Head	46 198	292 963	918 301	8 498 512
5804300000	Hand-Made Lace Oth Than Fabric Ofhead 6002 To 6004	368	35 293	17 609	898 938
5805001000	Hand-Woven Tapestries Of Cotton, Whetheror Not Made Up	0	7	0	2 271
5805009000	Hand-Woven Tapestries Of Other Thancotton, Whether/Not Made l	1 231	10 672	12 709	126 606
5806101000	Woven Pile Fabrics Of Silk Other Thangoods Of Head 5807	37	3 030	95	34 222
5806102000	Woven Pile Fabrics Of Cotton Other Thangoods Of Head 5807	3 369	32 027	65 978	615 855
5806109000	Woven Pile Fabrics Of Other Than Silk/Cotton Other Than Goods Of	20 833	205 292	259 816	2 622 226
5806201000	Sport Tape:Weight>=5% Of Elastomeric yarn/Thread	31 142	258 693	404 958	2 961 663
5806209000	Other Woven Fabrics:Weight>=5% Ofelstmeric Yarn/Thread Oth Thr	72 878	698 506	1 363 148	12 417 483
5806311000	Narrow Woven Fabrics Of Cotton For Typewriter Inked Ribbon	649	9 738	12 557	193 237
5806312000	Backing Of Cotton For Electricalinsulating Paper	45	2 572	641	72 602
5806319010	Slide Fastener Ribbons Of Cotton; Width<=12 Mm	857	18 838	26 193	549 138
5806319020	Webbings Of Cotton Used In Coveringpipes,Poles And The Like	11 461	38 382	82 647	367 836
5806319090	Other Woven Fabrics Of Cotton Otherthan Goods Of Head 5807	5 088	61 106	98 364	1 157 900
5806321000	Narrow Woven Fabrics Of Man-Made Fibresfor Typewriter Inked Rit	85 167	845 976	503 739	4 905 981
5806324000	Backing Of Man-Made Fibres Forelectrical Insulating Paper	9	26 357	314	82 208
5806329010	Slide Fastener Ribbons Of Man-Madefibres; Width <=12 Mm	8 533	50 338	153 547	1 131 627
5806329020	Webbings Of Man-Made Fibres Used Incovering Pipes, Poles And Th	0	1 814	0	34 499
5806329090	Other Woven Fabrics Of Man-Made Fibresoth Than Goods Of Head !	146 650	1 010 697	1 049 197	8 648 324
5806391000	Other Woven Fabrics Of Silk Oth Thangoods Of Head 5807	521	16 516	10 635	186 926
5806399100	Backing Of Oth Textile Material Forelectrical Insulating Paper	2 190	35 481	34 779	443 759



**I.3. IMPOR MENURUT KOMODITI / IMPORT BY HS COMMODITY**
**\*\*\* JULI / JULY 2014 \*\*\***

HS	Uraian Komoditi Commodity Description	Berat Bersih / Net Weight (Kg)		Nilai / Value C.I.F (US\$)	
		Bulan ini Current Month	Kumulatif Cum.Jan. to date	Bulan ini Current Month	Kumulatif Cum.Jan. to date
5806399910	Woven Fabrics Of Other Textile Materialused In Covering Piping, Pol	2	17 210	155	184 550
5806399920	Narrow Woven Fabrics Of Other Textilematerials For Typewriter Rit	0	489	0	12 623
5806399930	Narrow Fabrics Of Other Textile Materialfor Slide Fastener, Width <=	1 980	4 535	12 914	55 429
5806399990	Other Woven Fabrics Of Other Textilematerial	35 400	248 015	477 935	3 209 538
5806400000	Fabrics Consisting Of Warp Without Weftassembled By An Adhesive	2 351	18 686	29 670	306 425
5807100000	Woven Labels, Badges, And Similar Articles, Not Embroidered	254 568	2 594 282	4 588 612	49 379 321
5807900010	Non Woven Labels, Badges, And Similar Articles, Not Embroidered	10 143	101 832	161 946	1 611 686
5807900090	Labels, Badges, And Similar Articles Ofoth Textile Materials, Not Eml	50 494	546 352	720 919	8 687 261
5808101000	Braid Combined With Rubber Threads, Notembroidery, Not Knitted/	1 363	6 520	31 224	107 941
5808109000	Braid Not Combined With Rubber Threads,Not Embroidery, Not Knit	1 234	16 731	60 327	459 450
5808901000	Ornamental Trimmings Combined Withrubber Threads,Not Embroid	191 652	1 634 724	187 589	2 311 366
5808909000	Ornamental Trimmings Not Comb. Withrubber Threads,Not Embroic	15 265	346 259	105 048	1 369 328
5809000000	Woven Fabrics Of Metal Thread & Wovenfabrics Of Metallised Yarn	50	254	1 276	4 764
5810100000	Embroidery Without Visible Ground,Inpiece, In Strip, In Motifs	6 654	75 406	70 059	535 107
5810910000	Embroidery Of Cotton With Visible Ground,In Piece, In Strip, In Moti	38 981	629 467	505 991	7 750 154
5810920000	Embroidery Of Man-Made Fibres Withvisible Ground,In Piece,In Stri	127	71 292	3 296	407 419
5810990000	Embroidery Of Other Textile Materialswith Visible Ground,In Piece, I	54 354	456 096	745 418	6 318 854
5811001000	Quilted Textile Products In The Piece,Ofwool/Fine/Coarse Anml Hair	5 556	56 239	59 949	828 880
5811009000	Quilted Textile Products In The Piece,Oth Thn Of Wool/Fine/Coarse	13 211	323 258	112 297	3 252 343
5901100000	Textile Fabrics Coated W Gum/Amylaceused For Covers Books An	4 676	26 357	92 397	505 484
5901902000	Prepared Painting Canvas	8 800	19 086	19 030	79 969
5901909000	Buckram And Similar Stiffened Textilefabrics For Hat Foundations	12 133	176 455	52 671	1 052 440
5902101100	Chafer Fabrics,Rubberised Of Nylon-6 Yarn	20 364	209 504	190 785	1 786 733
5902101900	Chafer Fabrics,Rubberised Of Nylonnot Nylon-6 Yarn	29 216	318 454	157 388	1 808 831
5902109100	Tyre Cord Fabrics Of Nylon Or Otherpolyamides Of Nylon-6 Yarn	669 776	7 497 282	2 830 053	32 264 886
5902109900	Tyre Cord Fabrics Of Nylon Or Otherpolyamides Of Not Nylon-6 Yarr	613 707	4 162 392	2 935 184	20 334 854
5902202000	Chafer Fabrics,Rubberised Of Polyester	124 406	1 104 330	532 288	4 524 429
5902209100	Tyre Cord Fbrics Of Polyester,Containingcotton	0	561 961	0	1 867 307
5902209900	Tyre Cord Fbrics Of Polyester, Notcontaining Cotton	624 142	3 797 330	2 508 215	15 809 775
5902909000	Other Cord Fabrics Of High Tenacity Yarnof Viscose Rayon	5 856	61 028	115 329	775 385
5903100000	Textile Fbrcs Impregnated,Coated,Coveredwith Polyvinyl Chloride, N	2 717 109	27 354 062	4 024 577	35 576 861
5903200000	Textile Fbrcs Impregnated,Coated,Coveredwith Polyurethane, Not 5	1 665 687	14 869 452	12 375 183	107 322 090
5903900010	Canvas Type Fabrics Impregnated,Coated,Covered With Nylon,Polya	162 752	1 394 704	1 331 518	12 172 333
5903900090	Other Textile Fabrics Impregnated,Coated,Covered With Plastics, Nc	331 287	3 238 217	3 461 044	34 229 505
5904100000	Linoleum	6 230	17 307	25 268	96 316
5904900000	Floor Coverings Consist Of A Coating Orcovering On A Textile Backin	2 040	10 881	22 456	117 136
5905001000	Textile Wall Coverings Of Wol/Fine/Coarse Animal Hair	15	37	3 286	6 462
5905009000	Textile Wall Coverings Oth Thn Of Wol/Fine/Coarseanimal Hair	850	5 149	20 258	91 036
5906100000	Adhesive Tape Of A Width <= 20Cm, Otherthan Of Heading 5902	45 542	342 751	548 866	4 325 722
5906910000	Other Rubberised Textile Fabrics,Knitted/Crocheted, Not Heading 59	34 820	416 892	214 981	2 911 825
5906991000	Rubberised Sheeting For Hospital Use,Notknitted/Crocheted, Not Hc	38	38	840	840
5906999000	Other Rubberised Textile Fabrics, Notknitted/Crocheted, Not Headir	40 364	320 555	291 542	2 107 024
5907001000	Fabrics Impregnated,Coated,Covered Withoil Of Oil-Based Preparati	38	16 368	312	138 349
5907003000	Textile Fbrcs Impregnated,Coated,Coveredwith Fire Resistant Chemi	805	8 426	66 400	190 405
5907004000	Fabrics Impregnated,Coated,Covered Withflock Velvet/Flock Textile	63 714	319 638	169 856	1 043 281
5907005000	Fabrics Impregnated,Coated,Covered Withwax, Tar, Bitumen Or Sim	0	438	0	1 422
5907006000	Fabrics Impregnated,Coated,Covered Withother Substances	0	4 138	0	52 220
5907009000	Painted Canvas Being Thetrical Scenery,Studio Back-Cloths Or The Li	8 268	25 311	123 671	556 372
5908001000	Wicks; Incandescent Gas Mantles	4	15 011	652	24 030
5908009000	Tubular Knitted Gas Mantle Fabricstherefor	15	5 949	2 043	21 414
5909001000	Fire Hoses	57 076	170 907	205 769	748 365
5909009000	Textile Hosepiping & Similar Textiletubing Other Than Fire Hoses	1 396	45 373	16 266	2 370 712
5910000000	Transmission Or Conveyors Belts Orbelting, Of Textile Material	47 424	446 905	966 765	5 868 481
5911100000	Textile Fabrics, Felt & Felt-Lined Woven For Card Clothing Or Techni	302 565	2 838 795	3 408 484	34 741 601
5911200000	Bolting Cloth	4 136	24 218	40 853	222 570
5911310000	Textile Fabrics & Felts Used In Paper-Making Machines; Weighing <=	130 090	318 573	1 219 228	7 972 296
5911320000	Textile Fabrics & Felts Used In Paper-Making Machines; Weighing >=	53 452	447 263	3 237 227	24 594 185
5911400000	Straining Cloth Of A Kind Used In Oil Or The Like Including That Of Hi	12 519	72 202	145 269	1 066 646
5911901000	Gaskets And Seals	1 748	20 377	37 869	289 126
5911909000	Other Textile Products And Articles Fortechnical Uses	77 477	1 649 056	467 049	9 536 811
6001100010	Long Pile Fabrics, Unbleached, Notmercerised, Knitted/Crocheted	79	587	2 041	14 617
6001100090	Long Pile Fabrics, Bleached, Mercerised,Knitted/Crocheted	66 298	525 849	445 703	3 171 088
6001210000	Looped Pile Fabrics Of Cotton, Knitted/Crocheted	62 973	434 365	629 535	4 491 047
6001220000	Looped Pile Fabric Of Man Made Fibres,Knitted/Crocheted	23 666	258 268	226 412	2 620 449

**I.3. IMPOR MENURUT KOMODITI / IMPORT BY HS COMMODITY**  
**\*\*\* JULI/JULY 2014 \*\*\***

H S	Uraian Komoditi Commodity Description	Berat Bersih / Net Weight (Kg)		Nilai / Value C.I.F (US\$)	
		Bulan ini Current Month	Kumulatif Cum.Jan. to date	Bulan ini Current Month	Kumulatif Cum.Jan. to date
6001290000	Looped Pile Fabric Of Oth Textile Materiknitted/Crocheted	21 844	258 224	176 689	1 972 072
6001910000	Other Pile Fabrics, Of Cotton, Knitted/Crocheted	8 696	74 654	56 642	771 034
6001922000	Pile Fabrics Of 100% Polyester Staplefibres, 63,5Mm_Width_76,2M	277 924	1 860 093	2 126 419	16 377 512
6001923010	Other Pile Fabrics, Of Man Made Fibres,Cont Elastomeric/Rubber Ya	0	3 327	0	64 234
6001923090	Other Pile Fabrics, Of Man Made Fibres,Cont Elastomeric/Rubber Ya	99 592	917 272	1 148 740	13 139 682
6001929010	Other Pile Fabrics, Of Man Made Fibres,Not Cont Elstmric/Rubber Y:	222	5 380	3 498	77 467
6001929090	Other Pile Fabrics, Of Man Made Fibres,Not Cont Elstmric/Rubber Y:	254 191	1 938 448	1 602 674	13 646 546
6001991100	Oth Pile Fbrcs Of Oth Txtl Mtrial Contelstmric/Rubber Yarn,Unbleac	0	797	0	9 809
6001991900	Oth Pile Fbrcs Of Oth Txtl Mtrial Not Coelstmric/Rubber Yarn,Unblea	12 812	17 685	151 374	181 867
6001999100	Oth Pile Fbrcs Of Oth Txtl Mtrial Contelstmric/Rubber Yarn,Bleachd,	396	1 307	2 135	8 720
6001999900	Oth Pile Fbrcs Of Oth Txtl Mtrial Not Coelstmric/Rubber Yarn,Bleach	418	148 309	4 266	2 589 919
6002400000	Knitted/Crocheted Fabrics;Elastomeric>5%, Width<30Cm, Not Rubb	318 966	2 129 559	3 182 555	20 709 290
6002900000	Knitted/Crocheted Fabrics;Elastomeric>5%, Width<30Cm, Rubber Tl	986 652	10 269 130	8 840 340	95 621 313
6003100000	Knitted/Crocheted Fabrics Of Wool/Fineanimal Hair, Width<30Cm, l	3 969	30 697	61 189	552 035
6003200000	Knitted/Crocheted Fabrics Of Cotton,Width<30Cm, Not 6001/6002	219 644	2 730 814	1 742 635	20 379 715
6003300000	Knitted/Crocheted Fabrics Of Syntheticfibres, Width<30Cm, Not 60C	27 315	220 215	268 253	2 647 071
6003400000	Knitted/Crocheted Fabrics Of Artificialfibres, Width<30Cm, Not 600	0	4 359	0	70 325
6003900000	Knitted/Crocheted Fabrics Of Oth Textilematerials, Width<30Cm, Nc	31 385	233 712	146 171	1 164 932
6004101000	Knitted/Croch. Fabrics:5%<Elastomeric_200%,Width>30Cm,Not Rut	703 013	6 885 883	5 282 442	54 907 313
6004109000	Knitted/Croch. Fabrics:Elastomeric>20%,Width>30Cm,Not Rubber T	1 554 541	19 091 101	9 198 713	76 304 172
6004900000	Knitted/Croch. Fabrics:Elastomeric>20%,Width>30Cm,Rubber Threa	67 410	1 149 781	968 309	13 840 112
6005210000	Warp Knit Fabrics Of Cotton Othe Than Of Heading 6001-6004	52 502	396 998	416 947	3 687 423
6005220000	Dyed Warp Knit Fabrics Of Cotton Othethan Of Heading 6001-6004	95 782	672 629	1 024 406	7 013 012
6005230000	Warp Knit Fabrics Of Cotton Yarn Of Diffcolor Oth Than Of Heading t	24 315	413 848	195 256	3 641 546
6005240000	Printed Warp Knit Fabrics Of Cotton Oththan Of Heading 6001-6004	0	17 004	0	125 901
6005311000	Wrp Knit Fbrc,Of Synthtc,Bleach/No, Swimwear,Of Polyester&Polyb	10 403	162 541	145 396	1 930 590
6005319000	Wrp Knit Fbrc,Of Synthtc,Bleach/No, Oththn Swimwr,Of Polyst&Pol	135 886	1 677 131	1 034 438	12 674 897
6005321000	Warp Knit Fabrc,Of Synthtc,Dyed, Swimwer,Of Polyester&Polybutyl	26 476	197 146	328 748	2 301 029
6005329000	Warp Knit Fabrc,Of Synthtc,Dyed, Oth Thn Swimwr,Of Polyst&Polyt	218 440	1 994 768	1 687 723	17 051 339
6005331000	Wrp Knit Fbrc,Of Synthtc,Yarn Diff Clrs, Swimwer,Of Polyester&Polyl	6 165	68 601	62 709	535 415
6005339000	Wrp Knit Fbrc,Of Synthtc,Yarn Diff Clrs, Oth Thn Swimwr,Of Polyst&	0	7 467	0	110 253
6005341000	Warp Knit Fabrc,Of Synthtc,Printed, Swimwer,Of Polyester&Polybut	868	5 025	7 797	65 259
6005349000	Warp Knit Fabrc,Of Synthtc,Printed, Oththn Swimwr,Of Polyst&Poly	12 651	397 504	88 972	5 695 679
6005410000	Warp Knit Fabrics Of Artifcl Fibres Ofthan Of Heading 6001-6004	0	199	0	2 705
6005420000	Dyed Warp Knit Fabrics Of Artifcl Fibroth Than Of Heading 6001-60	14 542	96 812	170 725	1 126 010
6005430000	Warp Knit Fbrc Of Artfcl Fbrs Yarn Ofdiff Cls,Oth Than Of Heading 60	1 248	12 506	14 933	153 032
6005440000	Printed Warp Knit Fabrics Of Artificialoth Than Of Heading 6001-60C	0	9 239	0	67 445
6005901000	Oth Warp Knit Fabrics Of Wool/Fine Anmlhair Oth Thn Of Heading 6	368	5 122	1 954	53 651
6005909000	Oth Warp Knit Fabrics Oth Thn Of Wool/Fine Anml Oth Thn Heading	26 117	392 705	283 756	4 099 770
6006100000	Other Knitted/Crocheted Fabrics Ofwool/Fine Animal Hair	7 321	46 956	141 176	528 599
6006210000	Other Knitted/Crocheted Fabrics Ofcotton,Bleached/No Bleached	76 276	473 049	690 869	3 769 515
6006220000	Other Knitted/Crocheted Fabrics Ofcotton,Dyed	2 958 725	26 228 509	24 692 651	221 772 755
6006230000	Oth Knit/Crochtd Fbrcs Of Cotton Ofyarn Of Dif Color	13 596	343 315	112 107	3 105 292
6006240000	Other Knitted/Crochted Fabrics Ofcotton,Printed	92 252	480 849	795 632	4 138 774
6006311000	Oth Knit/Crochtd Fbrcs Of Nylon Fibrmesh ,Bleached/No Bleached	19 325	94 956	125 723	864 996
6006312000	Oth Knit/Crochtdfbrcs Of Synthtc Fibr,Elastis, Bleached/No Bleachec	7 068	135 031	75 953	1 352 750
6006319000	Oth Knit/Crochtdfbrcs Of Synthtc Fibr,Oth Than Nylon&Elastis,Bleac	138 344	1 403 832	1 139 867	14 236 191
6006321000	Oth Knit/Crochtd Fbrcs Of Nylon Fibrmesh,Dyed	49 261	517 598	565 205	5 497 495
6006322000	Oth Knit/Crochtd Fbrcs Of Synthtc Fibr,Elastis,Dyed	6 598	95 365	120 202	1 229 540
6006329000	Oth Knit/Crochtd Fbrcs Of Synthtc Fibr,Than Nylon&Elastis,Dyed	407 680	4 954 392	4 186 247	45 910 012
6006331000	Oth Knit/Crochtd Fbrcs Of Synthtc Fibr,Of Yarn Of Diff Colors,Elastis	205	4 674	4 795	97 326
6006339000	Oth Knit/Crochtd Fbrcs Of Synthtc Fibr,Of Yarn Of Diff Colors,Not Ela	0	64 504	0	964 059
6006341000	Oth Knit/Crochtd Fbrcs Of Synthtc Fibr,Printed,Elastis	6 255	46 480	59 297	425 923
6006349000	Oth Knit/Crochtd Fbrcs Of Synthtc Fibr,Printed,Not Elastis	10 820	157 905	252 916	2 420 699
6006419000	Oth Knit/Crochtd Fbrcs Of Artificialfibr, Not Elastis,Bleached/No Blea	116	24 687	1 977	243 472
6006421000	Oth Knit/Crochtd Fbrcs Of Artificialfibr, Elastis,Dyed	14 361	198 546	205 709	2 143 323
6006429000	Oth Knit/Crochtd Fbrcs Of Artificialfibr,Not Elastis,Dyed	152 315	754 777	1 151 587	5 770 298
6006439000	Oth Knit/Crochtd Fbrcs Of Artificialfibr Of Yarn Of Diff Colors,Not Ela	0	22 184	0	240 706
6006441000	Oth Knit/Crochtd Fbrcs Of Artificialfibr, Printed,Elastis	582	859	6 378	12 244
6006449000	Oth Knit/Crochtd Fbrcs Of Artificialfibr, Printed,Not Elastis	0	2 213	0	28 216
6006900000	Other Knitted/Crocheted Fabrics Ofother Material	409 431	3 832 988	3 662 538	31 957 163
6101200000	Men'S/Boy'S Ovr Coats,Car Coat,Capes,Knittd/Crochtd Of Cotton	2 202	14 500	32 650	370 753
6101300000	Men'S/Boy'S Ovr Coats,Car Coat,Capes,Knittd/Crochtd Of Man-Mad	1 143	13 132	36 571	590 297
6101900000	Men'S/Boy'S Ovr Coats,Car Coat,Capes,Knittd/Crochtd Of Oth Textil	171	3 358	832	74 405

I.3. IMPOR MENURUT KOMODITI / IMPORT BY HS COMMODITY

\*\*\* JULI/JULY 2014 \*\*\*

HS	Uraian Komoditi Commodity Description	Berat Bersih / Net Weight (Kg)		Nilai / Value C.I.F (US\$)	
		Bulan ini Current Month	Kumulatif Cum.Jan. to date	Bulan ini Current Month	Kumulatif Cum.Jan. to date
6102100000	Women'S/Girl'S Ovr Coats,Car Coat,Capes,Knittd/Crochtd Of Wool/F	1	38	546	4 974
6102200000	Women'S/Girl'S Ovr Coats,Car Coat,Capes,Knittd/Crochtd Of Cotton	4 106	13 396	25 177	216 130
6102300000	Women'S/Girl'S Ovr Coats,Car Coat,Capes,Knittd/Crochtd Of Man-M	1 076	5 106	38 901	215 113
6102900000	Women'S/Girl'S Ovr Coats,Car Coat,Capes,Knittd/Crochtd Of Oth Te:	49	502	1 804	13 241
6103100000	Men'S/Boy'S Suits Knitted/Crocheted	11 551	142 555	14 093	252 860
6103220000	Men'S/Boy'S Ensembles Of Cotton,Knitted/Crocheted	0	9 838	0	23 284
6103230000	Men'S/Boy'S Ensembles Of Synthtc Fibr,Knitted/Crocheted	143	144	9 237	9 240
6103290000	Men'S/Boy'S Ensembles Of Oth Textilematerial, Knitted/Crocheted	296	1 075	4 242	16 299
6103310000	Men'S/Boy'S Jackets&Blazers Of Wool/Fine Animal Hair, Knitted/Crc	0	93	0	2 024
6103320000	Men'S/Boy'S Jackets&Blazers Of Cotton,Knitted/Crocheted	860	16 102	17 992	163 694
6103330000	Men'S/Boy'S Jackets&Blazers Of Synthtcfibres, Knitted/Crocheted	2 220	30 058	23 029	204 077
6103390010	Men'S/Boy'S Jackets&Blazers Of Rami,Linen Or Silk, Knitted/Crochet	0	6 693	0	158 083
6103390090	Men'S/Boy'S Jackets&Blazers Of Othertextile Materials, Knitted/Cro	5	13 776	48	231 988
6103410000	Men'S/Boy'S Trousers, Breeches&Shortsof Wool/Fine Animal Hair, K	0	498	0	26 938
6103420000	Men'S/Boy'S Trousers, Breeches&Shortsof Cotton, Knitted/Crochete	1 928	35 400	47 608	676 752
6103430000	Men'S/Boy'S Trousers, Breeches&Shortsof Synthtc Fibres, Knitted/Cr	2 645	63 150	102 974	1 072 766
6103490000	Men'S/Boy'S Trousers, Breeches&Shortsof Oth Textile Material, Knit	219	3 492	1 133	38 904
6104130000	Women'S/Girl'S Suits Of Synthtc Fibr,Knitted/Crocheted	14 100	88 036	29 119	177 416
6104192000	Women'S/Girl'S Suits Of Cotton,Knitted/Crocheted	11 021	178 448	13 890	300 248
6104199000	Women'S/Girl'S Suits Of Oth Textilematerial, Knitted/Crocheted	8	3 351	24	29 571
6104220000	Women'S/Girl'S Ensembles Of Cotton,Knitted/Crocheted	0	6 760	0	18 324
6104230000	Women'S/Girl'S Ensembles Of Synthtcfibres,Knitted/Crocheted	13 647	17 335	17 925	26 215
6104290000	Women'S/Girl'S Ensembles, Of Othertextile Materials,Knitted/Croch	3	126	69	1 489
6104310000	Women'S/Girl'S Jackets&Blazers Of Wool/Fine Animal Hair, Knitted/	0	28	0	6 403
6104320000	Women'S/Girl'S Jackets&Blazers Ofcotton, Knitted/Crocheted	6 874	96 452	16 450	222 308
6104330000	Women'S/Girl'S Jackets&Blazers Ofsynthetic Fibres, Knitted/Crochet	7 209	128 382	15 887	342 218
6104390000	Women'S/Girl'S Jackets&Blazers Of Othertextile Materials, Knitted/Cr	56	1 183	3 484	64 369
6104410000	Women'S/Girl'S Dresses Of Wool/Fineanimal Hair, Knitted/Crochete	51	147	4 631	31 393
6104420000	Women'S/Girl'S Dressed Of Cotton,Knitted/Crocheted	34 078	441 381	156 331	1 967 149
6104430000	Women'S/Girl'S Dressed Of Syntheticfibres, Knitted/Crocheted	72 704	1 046 021	286 015	3 683 834
6104440000	Women'S/Girl'S Dressed Of Artificialfibres, Knitted/Crocheted	2 891	24 555	144 270	1 299 686
6104490000	Women'S/Girl'S Dresses Of Othertextile Materials, Knitted/Crochet	413	1 500	2 923	60 116
6104520000	Women'S/Girl'S Skirts&Divided Skirtsof Cotton, Knitted/Crocheted	5 652	39 857	47 678	431 524
6104530000	Women'S/Girl'S Skirts&Divided Skirtsof Synthetic Fibres, Knitted/Crc	7 485	106 009	134 889	1 072 075
6104590000	Women'S/Girl'S Skirts&Divided Skirtsof Oth Textile Material, Knittd/	727	7 852	34 906	336 546
6104610000	Women'S/Girl'S Trousers, Breeches&Shorts Of Fine Animal Hair,Knit	0	95	0	6 929
6104620000	Women'S/Girl'S Trousers, Breeches&Shorts Of Cotton, Knitted/Crochl	60 537	458 948	273 525	2 417 816
6104630000	Women'S/Girl'S Trousers, Breeches&Shorts Of Synthtc Fibres, Knittc	64 364	1 251 827	276 074	3 489 874
6104690000	Women'S/Girl'S Trousers, Breeches&Shorts Of Oth Textile Mtrial,Kn	1 143	16 003	56 580	447 615
6105100000	Men'S/Boy'S Shirts Of Cotton, Knitted/Crocheted	42 357	354 003	746 022	6 865 121
6105200010	Men'S/Boy'S Shirts Of Synthetic Man-Made Fibres, Knitted/Crochet	7 327	48 086	321 207	1 705 914
6105200090	Men'S/Boy'S Shirts Of Artificial Man-Made Fibres, Knitted/Crochete	1	127	5	3 743
6105900000	Men'S/Boy'S Shirts Of Other Textilematerials Fibres, Knitted/Croche	1 298	24 389	9 337	182 736
6106100000	Women'S/Girl'S Blous,Shirt&Shirt Blousof Cotton, Knitted/Crocheter	143 558	1 122 986	769 206	4 136 295
6106200000	Women'S/Girl'S Blous,Shirt&Shirt Blousof Man-Made Fibres, Knittec	111 933	1 455 609	335 457	4 345 695
6106900000	Women'S/Girl'S Blous,Shirt&Shirt Blousof Oth Textile Material, Knitt	23 205	185 674	111 668	941 686
6107110000	Men'S/Boy'S Underpants & Briefs Ofcotton, Knitted/Crocheted	5 569	92 758	151 958	1 616 290
6107120000	Men'S/Boy'S Underpants & Briefs Ofman-Made Fibres, Knitted/Croc	2 419	63 232	83 560	512 013
6107190000	Men'S/Boy'S Underpants & Briefs Ofoth Textile Material, Knitted/Cr	5	7 624	225	54 131
6107210000	Men'S/Boy'S Nightshirts & Pyjamas Ofcotton, Knitted/Crocheted	3 898	50 939	23 749	232 494
6107220000	Men'S/Boy'S Nightshirts & Pyjamas Ofman-Made Fibres, Knitted/Crc	91	4 936	2 672	8 780
6107290000	Men'S/Boy'S Nightshirts & Pyjamas Ofoth Textile Material, Knitted/(	0	28	0	9 726
6107910000	Men'S/Boy'S Bathrobes, Dressing Gowns Of Cotton, Knitted/Crochet	30	136	290	1 788
6107990000	Men'S/Boy'S Bathrobes, Dressing Gowns Of Oth Textile Materials, Ki	6	14 214	32	93 125
6108110000	Women'S/Girl'S Slips & Petticoats Ofman-Made Fibres, Knittd/Croch	314	867	20 315	58 082
6108193000	Women'S/Girl'S Slips & Petticoats Ofcotton, Knitted/Crocheted	121	312	7 168	17 460
6108199090	Women'S/Girl'S Slips & Petticoats Ofoth Textile Materials, Knitted/C	0	23	0	1 550
6108210000	Women'S/Girl'S Briefs & Panties Ofcotton, Knitted/Crocheted	137 085	1 358 054	237 318	2 899 140
6108220000	Women'S/Girl'S Briefs & Panties Ofman-Made Fibres, Knitted/Croch	42 443	348 846	180 701	1 588 964
6108290000	Women'S/Girl'S Briefs & Panties Ofoth Textile Materials, Knitted/Cr	0	5 303	0	24 974
6108310000	Women'S/Girl'S Nightdresses & Pyjamasof Cotton, Knitted/Crochete	90 817	679 025	168 219	1 435 514
6108320000	Women'S/Girl'S Nightdresses & Pyjamasof Man-Made Fibres, Knitte	31 320	78 373	59 262	203 368
6108390000	Women'S/Girl'S Nightdresses & Pyjamas Of Oth Textile Materials, Kr	0	7	0	126
6108910000	Women'S/Girl'S Negliges,Bathrobes,Dressgowns Of Cotton, Knitted/	94	3 214	3 099	30 560

## I.3. IMPOR MENURUT KOMODITI / IMPORT BY HS COMMODITY

\*\*\* JULI/JULY 2014 \*\*\*

H S	Uraian Komoditi Commodity Description	Berat Bersih / Net Weight (Kg)		Nilai / Value C.I.F (US\$)	
		Bulan ini Current Month	Kumulatif Cum.Jan. to date	Bulan ini Current Month	Kumulatif Cum.Jan. to date
6108920000	Women'S/Girl'S Negliges,Bathrobes,Dressgowns Of Man-Made Fibr,	315	2 505	2 309	40 603
6108990000	Women'S/Girl'S Negliges,Bathrobes,Dressgown Of Oth Textile Matrl	0	193	0	1 198
6109101000	T-Shirts, Singlet&Oth Vests Of Cotton,Knitted/Crocheted For Men/B	75 420	857 376	1 255 001	9 529 966
6109102000	T-Shirts, Singlet&Oth Vests Of Cotton,Knitted/Crocheted For Women	117 124	1 078 474	1 193 619	9 694 353
6109901000	T-Shirts,Singlet&Oth Vests Of Rami,Linen,Silk, Knitted/Crochtd For M	0	1 900	0	23 107
6109902000	T-Shirts,Singlet&Oth Vests Of Oth Txtilematerials, Knitted/Croch For	11 120	122 539	456 417	4 153 198
6109903000	T-Shirts,Singlet&Oth Vests Of Oth Txtilematerials, Knitted/Croch For \	34 001	342 813	798 167	7 432 484
6110110000	Jerseys,Pullovers,Cardigans,Waistcoatof Wool, Knitted/Crocheted	14 909	89 461	200 723	1 365 720
6110120000	Jerseys,Pullovers,Cardigans,Waistcoatof Kashmir Goats , Knitted/Crc	43	1 288	8 082	138 094
6110190000	Jerseys,Pullovers,Cardigans,Waistcoatof Oths Wool/Fine Animal Hai	1 959	36 927	691 360	1 183 361
6110200000	Jerseys,Pullovers,Cardigans,Waistcoatof Cotton, Knitted/Crocheted	91 064	614 147	1 067 647	8 640 497
6110300000	Jerseys,Pullovers,Cardigans,Waistcoatof Man-Made Fibres, Knitted/	23 055	168 428	580 120	4 720 806
6110900000	Jerseys,Pullovers,Cardigans,Waistcoatof Other Textile Materials, Kni	654	264 946	31 119	2 618 833
6111200000	Babies Garment&Clothing Accessories Ofcotton, Knitted/Crocheted	17	92 336	355	2 428 844
6111300000	Babies Garment&Clothing Accessories Ofsynthtc Fibres, Knitted/Cro	0	18 942	0	149 786
6111900000	Babies Garment&Clothing Accessories Ofoth Textile Material, Knitte	93	15 176	202	231 490
6112110000	Track Suits Of Cotton Knitted/Crocheted	0	75	0	2 416
6112120000	Track Suits Of Synthetic Fibres Knitted/Crocheted	4	1 479	34	44 136
6112190000	Track Suits Of Other Textile Materials,Knitted/Crocheted	0	57	0	411
6112310000	Men'S/Boy'S Swimwear Of Syntheticfibres, Knitted/Crocheted	187	7 659	28 363	391 040
6112390000	Men'S/Boy'S Swimwear Of Oth Textilematerials, Knitted/Crocheted	0	4	0	392
6112410000	Women'S/Girl'S Swimwear Of Syntheticfibres, Knitted/Crocheted	2 731	22 759	129 150	1 186 140
6112490000	Women'S/Girl'S Swimwear Of Oth Textilematerials, Knitted/Crochet	13	2 075	194	21 336
6113001000	Divers' Suits,Made Up Of Knitt/Cochet,Fabrics Of Heading 5903, 590	2	1 195	2 073	14 064
6113004000	Oth Protective Work Garment Made-Up Of Knitt/Cochet,Head 5903	111	32 700	413	89 577
6113009000	Oth Garment,Made Up Of Knitt/Crochetfabrics Of Heading 5903,590	192	4 896	2 212	48 717
6114200000	Oth Garments Of Cotton, Knitted/Crocheted	726	8 069	29 016	277 595
6114302000	Oth Garment For Protection From Fireof Man-Made Fibres,Knitted/	0	10	0	249
6114309000	Oth Garments Of Man-Made Fibres,Knitted/Crocheted	1 912	23 174	68 404	580 724
6114900000	Oth Garments Of Oth Textile Materials,Knitted/Crocheted	13 999	107 527	370 689	2 243 379
6115109000	Oth Graduated Compression Hosiery,Knitted/Crocheted	157	2 087	4 082	46 520
6115210000	Oth Panty Hose&Tights Of Synthetic Fibr,Single Yarn<67 Decitex,Kni	0	4 379	0	134 379
6115220000	Oth Panty Hose&Tights Of Synthetic Fibr,Single Yarn<67/>67 Decite:	137	4 197	6 063	93 443
6115291000	Oth Panty Hose&Tights Of Cotton,Knitted/Crocheted	0	1 194	0	24 540
6115299000	Oth Panty Hose&Tights Of Oth Textilematerials, Knitted/Crocheted	478	8 937	4 610	76 547
6115301000	Oth Women'S Full-Length,Knee-Lengthhosiery Of Cotton, Single Yarn	0	45	0	2 698
6115309000	Oth Women'S Full-Length,Knee-Lengthhosiery Of Not Cotton,Single	119	5 103	1 531	10 010
6115940000	Footwear Without Applied Soles Of Wool/Fine Animal Hair, Knitted/	82	359	4 389	14 360
6115950000	Footwear Without Applied Soles Ofcotton, Knitted/Crocheted	12 550	65 155	111 965	947 795
6115960000	Footwear Without Applied Soles Ofsynthetic Fibres, Knitted/Crochei	6 774	247 632	145 371	1 518 159
6115990000	Footwear Without Applied Soles Ofoth Textile Material, Knitted/Cro	687	23 796	3 155	133 031
6116101000	Divers' Gloves, Impregnated Coatedplastics/Rubbers, Knit/Croch	721	798	22 565	25 534
6116109000	Gloves,Mittens,Mitts, Impregnatedcoated Plastics/Rubbers, Knit/Crr	14 515	114 525	226 778	1 650 867
6116910000	Gloves,Mittens,Of Wool/Fine Animal Hairnot Impregn Coated Plasti	0	120	0	1 543
6116920000	Gloves,Mittens,Of Cotton Not Impregncoated Plastics/Rubbers, Knit	157	15 253	1 124	61 706
6116930010	Divers' Gloves Of Synthetic Fibres Notimpregn Coated Plastics/Rub	1 545	3 371	16 318	30 596
6116930090	Gloves,Mittens,Of Synthetic Fibres Notimpregn Coated Plastics/Rub	2 692	51 025	39 094	486 263
6116990000	Gloves,Mittens,Of Oth Textile Materialsnot Impregn Coated Plastics	41	2 586	1 574	751 012
6117101000	Shawls,Scarves,Mufflers,Mantillas&The Like Of Cotton, Knitted/Croc	17	264	1 249	51 963
6117109000	Shawls,Scarves,Mufflers,Mantillas&The Like Of Not Cotton,Knitted/Ci	6 104	74 808	75 256	853 606
6117801100	Ties, Bow Ties & Cravats Of Wool/Fineanimal Hair, Knitted/Crochete	4	18	163	422
6117801900	Ties, Bow Ties & Cravats Of Oth Thanwool/Fine Animal Hair, Knitted	1 584	6 747	21 524	168 752
6117802000	Wrist Band,Knee Band/Anide Bandknitted/Crocheted	3 648	42 051	60 316	558 187
6117809000	Other Clothing Accessories, Knitted/Crocheted	14 888	165 953	157 703	1 761 482
6117900000	Other Parts Of Garment, Knitted/Crocheted	17 709	176 388	172 409	1 773 071
6201110000	Men'S/Boy'S Ovr Coats,Car Coat,Capes Ofwool/Fine Animal Hair Oth	177	331	12 427	21 373
6201120000	Men'S/Boy'S Ovr Coats,Car Coat,Capes Ofcotton Oth Than Of Headir	34	784	1 035	42 570
6201130000	Men'S/Boy'S Ovr Coats,Car Coat,Capes Ofman-Made Fibr Oth Than (	9 809	97 210	201 639	1 071 769
6201190010	Men'S/Boy'S Ovr Coats,Car Coat,Capes Ofsilc Oth Than Of Heading é	0	2	0	50
6201190020	Men'S/Boy'S Ovr Coats,Car Coat,Capes Oframi Oth Than Of Heading	2	25	27	267
6201190090	Men'S/Boy'S Ovr Coats,Car Coat,Capes Ofoth Textl MatrI Oth Thn Of	328	1 925	9 792	16 026
6201910000	Men'S/Boys' Wind-Cheaters,Wind-Jacketsof Wool/Fne Anml Hair O	0	14	0	639
6201920000	Men'S/Boys' Wind-Cheaters,Wind-Jacketsof Cotton Oth Than Of He:	714	15 636	36 755	449 236
6201930000	Men'S/Boys' Wind-Cheaters,Wind-Jacketsof Man-Made Fibr Oth Thi	3 213	45 188	134 205	1 230 739

I.3. IMPOR MENURUT KOMODITI / IMPORT BY HS COMMODITY

\*\*\* JULI/JULY 2014 \*\*\*

HS	Uraian Komoditi Commodity Description	Berat Bersih / Net Weight (Kg)		Nilai / Value C.I.F (US\$)	
		Bulan ini Current Month	Kumulatif Cum.Jan. to date	Bulan ini Current Month	Kumulatif Cum.Jan. to date
6201990010	Men'S/Boys' Wind-Cheaters,Wind-Jacketsof Silk Oth Than Of Headir	0	6	0	4 377
6201990020	Men'S/Boys' Wind-Cheaters,Wind-Jacketsof Rami Oth Than Of Head	0	181	0	342
6201990090	Men'S/Boys' Wind-Cheaters,Wind-Jacketsof Oth Textl Matrl Oth Thr	72	6 595	4 068	163 831
6202110000	Women'S/Girl'S Ovr Coats,Car Coat,Capesof Wool/Fne Animl Hair O	210	1 379	42 990	176 436
6202120000	Women'S/Girl'S Ovr Coats,Car Coat,Capesof Cotton Oth Than Of Hea	351	7 870	22 852	249 833
6202130000	Women'S/Girl'S Ovr Coats,Car Coat,Capesof Man-Made Fibr Oth Thr	623	12 865	36 169	531 185
6202190010	Women'S/Girl'S Ovr Coats,Car Coat,Capesof Silk Oth Than Of Headin	0	10	0	8 911
6202190090	Women'S/Girl'S Ovr Coats,Car Coat,Capesof Oth Textl Matrl Oth Thr	5	200	163	9 841
6202910000	Women'S/Girl'S Wind-Cheaters,Wind-Jacketof Wool/Fne Animl Hair	55	278	3 593	17 020
6202920000	Women'S/Girl'S Wind-Cheaters,Wind-Jacketof Cotton Oth Than Of F	819	15 861	39 823	626 700
6202930000	Women'S/Girl'S Wind-Cheaters,Wind-Jacketof Man-Made Fibr Oth T	2 585	27 980	108 095	1 098 730
6202990010	Women'S/Girl'S Wind-Cheaters,Wind-Jacketof Silk Oth Than Of Hea	0	13	0	6 868
6202990090	Women'S/Girl'S Wind-Cheaters,Wind-Jacketof Oth Textl Matrl Oth T	8	925	262	52 088
6203110000	Men'S/Boy'S Suits Of Wool/Fine Animalhair, Not Knitted/Crocheted	0	337	0	45 422
6203120000	Men'S/Boy'S Suits Of Synthetic Fibres,Not Knitted/Crocheted	160	305	296	6 818
6203191010	Men'S/Boy'S Suits Of Cotton, Printed Bytraditional Batik Process,No	2	2	46	46
6203191090	Men'S/Boy'S Suits Of Cotton, Not Printedby Trdional Batik Process,l	75	9 507	398	17 104
6203199019	Men'S/Boy'S Suits Of Silk, Not Printedby Trdional Batik Process,Not	1	9	17	54
6203199090	Men'S/Boy'S Suits Of Other Textile Maternot Knitted/Crocheted	0	9 485	0	47 899
6203220090	Men'S/Boy'S Ensembles Of Cotton,Notprinted By Trdional Batik Proc	606	2 841	23 076	32 590
6203230000	Men'S/Boy'S Ensembles Of Syntheticfibres,Not Knitted/Crocheted	0	2 010	0	3 229
6203291000	Men'S/Boy'S Ensembles Of Wool/Fineanimal Hair, Not Knitted/Croc	0	7	0	4 460
6203299000	Men'S/Boy'S Ensembles Of Other Textilematerial, Not Knitted/Croc	0	110	0	317
6203310000	Men'S/Boy'S Jackets&Blazers Of Wool/Fine Animal Hair, Not Knitted	160	5 943	10 011	362 536
6203320090	Men'S/Boy'S Jackets&Blazers Of Cotton,Not Printed By Trdional Bat	1 206	47 814	23 447	919 244
6203330000	Men'S/Boy'S Jackets&Blazers Of Synthtcfibres, Not Knitted/Crochet	7 113	66 132	135 907	1 105 356
6203390000	Men'S/Boy'S Jackets&Blazers Of Othertextile Material, Not Knitt/Crc	187	6 098	7 135	305 164
6203410000	Men'S/Boy'S Trousers, Breeches&Shortsof Wool/Fine Animal Hair,N	118	3 223	12 065	213 506
6203421000	Men'S/Boy'S Bib&Brace Overalls Ofcotton, Not Knitted/Crocheted	10	42 348	94	24 901
6203429000	Men'S/Boy'S Trousers, Breeches&Shortsof Cotton, Not Knitted/Croc	131 991	1 601 774	2 320 702	18 908 676
6203430000	Men'S/Boy'S Trousers, Breeches&Shortsof Synthtc Fibres,Not Knitt/l	9 460	87 485	387 878	3 277 502
6203490010	Men'S/Boy'S Trousers, Breeches&Shortsof Silk, Not Knitted/Crochet	0	3	0	595
6203490090	Men'S/Boy'S Trousers, Breeches&Shortsof Oth Textile Material,Not	315	16 135	9 625	360 708
6204110000	Women'S/Girl'S Suits Of Wool/Fineanimal Hair,Not Knitted/Crochet	346	474	14 902	46 180
6204120010	Women'S/Girl'S Suits Of Cotton, Printedby Trdional Batik Prcess,No	0	633	0	8 614
6204120090	Female'S Suits Of Cotton, Not Printed Bytraditional Batik Process	1 428	21 326	3 725	42 460
6204130000	Female'S Suits Of Synthetic Fibres	0	5 871	0	12 669
6204190011	Female'S Suits Of Silk, Printed Bytraditional Batik Process	3	3	69	69
6204190019	Female'S Suits Of Silk, Not Printed Bytraditional Batik Process	0	2	0	4
6204190090	Female'S Suits Of Oth Textiles, Not Silk	2	71	4	1 131
6204210000	Female'S Ensembles Of Wool/Fine Animalhair	0	5	0	3 549
6204220090	Female'S Ensembles Of Cotton, Notprinted By Tradional Batik Proce	0	345	0	9 469
6204230000	Female'S Ensembles Of Synthetic Fibres	2	22	428	1 073
6204290090	Female'S Ensembles Of Other Textiles,Not Silk	0	5	0	2 692
6204310000	Female'S Jackets & Blazers Of Wool/Fineanimal Hair	46	445	7 271	77 439
6204320090	Female'S Jackets & Blazers Of Cotton,Not Printed By Traditional Bati	3 074	60 789	29 687	849 873
6204330000	Female'S Jackets & Blazers Of Syntheticfibres	7 983	82 509	176 875	1 290 031
6204390019	Female'S Jackets And Blazers Of Silk,Not Printed By Traditional Batik	0	83	0	18 680
6204390090	Oth Female'S Jackets And Blazers Of Othtextiles, Not Silk	659	5 367	36 201	364 150
6204410000	Female'S Dresses Of Wool/Fine Animalhair	67	246	6 205	53 168
6204420090	Female'S Dresses Of Cotton, Not Printedby Tradional Batik Process	9 265	300 034	192 035	2 544 770
6204430000	Female'S Dresses Of Synthetic Fibres	70 114	575 843	542 261	5 154 848
6204440000	Female'S Dresses Of Artificial Fibres	4 622	37 854	269 314	2 156 772
6204490019	Female'S Dresses Of Silk, Not Printed Bytraditional Batik Process	54	2 154	10 178	342 389
6204490090	Female'S Dresses Of Oth Textiles, Notsilk And Not By Traditonal Bati	4 215	39 767	31 942	284 890
6204510000	Female'S Skirts & Divided Skirts Of Wool/Fine Animal Hair	56	236	4 249	24 936
6204520010	Female'S Skirts & Divided Skirts Ofcotton, Printed By Traditional Bat	32	32	1 339	1 339
6204520090	Female'S Skirts & Divided Skirts Ofcotton, Not By Traditional Batik Pr	8 754	101 589	132 330	1 314 966
6204530000	Female'S Skirts & Divided Skirts Ofsynthetic Fibres	9 795	76 918	225 895	1 702 002
6204590019	Female'S Skirts & Divided Skirts Of Silk, Not By Traditional Batik Proc	7	138	2 129	34 338
6204590090	Female'S Skirts & Divided Skirts Of Othtextiles,Not Silk	1 330	8 100	63 767	435 996
6204610000	Female'S Trousers/Bib&Brace Overall/Breeches/Shorts Of Wool/Fin	76	217	3 990	37 996
6204620000	Female'S Trousers/Bib&Brace Overall/Breeches/Shorts Of Cotton	128 811	1 387 603	1 895 847	17 336 915
6204630090	Female'S Trousers/Shorts/Etc Of Synthcticfibers Not For Clothing Avia	7 865	92 261	312 114	2 768 152

I.3. IMPOR MENURUT KOMODITI / IMPORT BY HS COMMODITY

\*\*\* JULI/JULY 2014 \*\*\*

H S	Uraian Komoditi Commodity Description	Berat Bersih / Net Weight (Kg)		Nilai / Value C.I.F (US\$)	
		Bulan ini Current Month	Kumulatif Cum.Jan. to date	Bulan ini Current Month	Kumulatif Cum.Jan. to date
6204690000	Female'S Trousers/Shorts/Etc Of Oth Woolor Fine Animal Hair And C	3 591	41 354	185 709	1 840 815
6205200010	Male'S Shirts Of Cotton, Printed Bytraditional Batik Process	0	380	0	19 023
6205200090	Male'S Shirts Of Cotton, Not Printed Bytraditional Batik Process	56 156	457 185	1 275 036	10 490 190
6205300000	Male'S Shirts Of Man-Made Fibres	2 390	34 336	48 121	639 918
6205901000	Male'S Shirts Of Oth Textiles Of Wool Orfine Animal Hair	0	232	0	2 817
6205909011	Male'S Shirts Of Silk, Printed Bytraditional Batik Process	0	6	0	2 596
6205909019	Male'S Shirts Of Silk, Not Printed Bytraditional Batik Process	0	812	0	26 911
6205909090	Male'S Shirts Of Oth Wool Or Fine Animalhair, Not Silk	1 641	30 144	47 760	929 281
6206100090	Female'S Blouses/Shirts/Shirt Blouses Ofsilk/Waste, Not By Trad Bat	609	7 252	71 542	766 035
6206200000	Female'S Blouses/Shirts/Shirt Blouses Ofwool/Fine Animal Hair	0	30	0	11 692
6206300010	Female'S Blouses/Shirts/Shirt Blouses Ofcotton, By Traditional Batik	1	164	2	7 555
6206300090	Female'S Blouses/Shirts/Shirt Blouses Ofcotton, Not By Traditional E	81 480	871 758	605 523	6 374 374
6206400000	Female'S Blouses/Shirts/Shirt Blouses Ofman-Made Fibres	40 637	337 808	1 121 899	9 849 858
6206900000	Female'S Blouses/Shirts/Shirt Blouses Ofoth Textiles	91	16 768	4 727	1 004 747
6207110000	Male'S Underpants & Briefs Of Cotton	248	3 488	10 214	142 564
6207190000	Male'S Underpants & Briefs Of Othtextiles, Not Cotton	123	3 970	6 631	32 444
6207210010	Male'S Nightshirts & Pyjamas Of Cotton,Printed By Traditional Batik	0	184	0	3 768
6207210090	Male'S Nightshirts & Pyjamas Of Cotton,Not Printed By Traditional B	35	2 847	1 306	18 439
6207220000	Male'S Nightshirts & Pyjamas Of Manmade Fibres	0	261	0	13 630
6207910000	Male'S Wear, Not Underpants/Briefs/Nightshirts/Pajamas Of Cotton	0	558	0	14 503
6207991000	Male'S Wear, Not Underpants/Briefs/Nightshirts/Pajamas Of Man-N	14	186	1 026	6 633
6207999000	Male'S Wear, Not Underpants/Briefs/Nightshirts/Pajamas Of Oth Te	1	8 719	14	40 922
6208110000	Female'S Slips & Petticoats Of Man-Madefibres	0	100	0	3 815
6208190000	Female'S Slips & Petticoats Of Othertextiles	1	28	5	798
6208210090	Female'S Nightdresses & Pajamas Ofcotton, Not By Traditional Batik	3 882	22 555	8 324	76 128
6208220000	Female'S Nightdresses & Pajamas Of Manmade Fibres	4 397	5 208	8 863	31 082
6208290019	Female'S Nightdresses & Pajamas Of Silk,Not Printed By Traditional	0	40	0	4 753
6208290090	Female'S Nightdresses & Pajamas, Notcotton & Oth Textiles	0	5	0	197
6208910011	Female'S Negliges Of Cotton Printed Bytraditional Batik Process	411	426	5 601	7 546
6208910019	Female'S Negliges Of Cotton Not Printedby Traditional Batik Process	0	28	0	895
6208910090	Oth Female'S Negliges Of Cotton	1 934	15 374	31 427	86 070
6208920019	Female'S Negliges Of Man Made Fibres,Not Printed By Traditional B	0	587	0	16 955
6208920090	Oth Female'S Wear Of Cotton, Notnegliges	512	14 713	17 784	133 887
6208999000	Female'S Wear Of Oth Textiles, Not Woolor Fine Animal Air	2	292	81	17 505
6209203000	Babies' T-Shirts, Shirts, Pajamas,Same Items Of Cotton	28	7 691	1 167	227 483
6209209010	Babies' Suits, Pants And Same Items Ofcotton, Not T-Shirts/Shirts/P	8	14 404	41	362 830
6209209090	Oth Babies' Suits, Pants And Same Itemsof Cotton, Not T-Shirts/Shir	33 117	373 834	60 149	850 740
6209301000	Babies' Suits, Pants & Same Items Ofsynthetic Fibres	0	5 614	0	51 734
6209303000	Babies' T-Shirts,Shirts, Pajama, & Sameitems Of Synthetic Fibres	0	490	0	14 395
6209304000	Babies' Clothing Accessories Ofsynthetic Fibers	1	673	5	17 109
6209309000	Babies' Garments Of Synthetic Fibers,Not Suits/Pants/T-Shirts/Shirts	1 283	23 155	6 615	386 260
6209900000	Babies Garments & Clothing Acc Of Othtextiles, Not Cotton/Syntheti	2	844	30	28 484
6210101100	Work Protective Grmnt Of Chemicals/Radiation/Fire From Fabrics O	0	1 982	0	48 003
6210101900	Work Protective Grmnt Of Oth Hazardsubstances From Fabrics Of 5	0	4 604	0	40 666
6210109000	Garment From Fabric 5602/5603, Not Forwork Protective	3 995	14 599	57 390	158 837
6210202000	Oth Garmnt Of Subhead 620111-620119,Protective Work From Fire	0	84	0	7 747
6210204000	Oth Garmnt Of Subhead 620111-620119,Of Oth Protective Work	598	9 542	2 656	109 193
6210209000	Oth Garmnt Of Subhead 620111-620119,For Protective Work From	42	1 204	1 004	63 056
6210304000	Oth Garmnt Of Subhead 620211-620219,Of Oth Protective Work	0	614	0	618
6210309000	Oth Garmnt Of Subhead 620211-620219,For Protective Work From	1 269	6 170	22 635	135 702
6210401000	Oth Male Garmnt Of 5602/03;5903/06/07For Protect Work From Fi	18	16 954	186	79 723
6210409000	Oth Male Garmnt Of 5602/03;5903/06/07For Protect Work From O	3 380	31 045	174 426	719 840
6210502000	Oth Female Garmnt Of 5602/03;5903/06/07For Protect Work From	308	530	3 059	20 510
6210509000	Oth Female Garmnt Of 5602/03;5903/06/07For Protect Work From	3 526	98 964	59 835	1 215 491
6211110000	Male'S Swimwear	26	5 720	1 042	214 247
6211120000	Female'S Swimwear	10 681	102 248	82 140	1 074 085
6211200000	Garments Ski Suits For Male And Female	0	80	0	449
6211329000	Oth Male'S Garments Of Cotton Not Forrencing/Wrestling/Pilgrimag	168	17 358	6 705	80 414
6211339000	Oth Male'S Garments Of Man-Made Fibresto Protect From Oth Haz	101	25 824	5 212	167 377
6211391000	Oth Male'S Garments Of Syhntetic Fibresfor Rencing/Wrestling	0	8	0	111
6211399000	Oth Male'S Garments Of Syhntetic Fibresto Protect From Oth Hazarc	0	2 480	0	19 905
6211421000	Oth Female'S Garments Of Cotton Forrencing/Wrestling	0	781	0	12 223
6211429000	Oth Male'S Garments Of Cotton Not Forrencing/Wrestling/Prayer Cl	1 004	12 963	29 769	312 730
6211431000	Oth Female'S Garmnt Of Man-Made Fibresfor Surgical Gowns	0	1	0	10

### I.3. IMPOR MENURUT KOMODITI / IMPORT BY HS COMMODITY

\*\*\* JULI/JULY 2014 \*\*\*

HS	Uraian Komoditi Commodity Description	Berat Bersih / Net Weight (Kg)		Nilai / Value C.I.F (US\$)	
		Bulan ini Current Month	Kumulatif Cum.Jan. to date	Bulan ini Current Month	Kumulatif Cum.Jan. to date
6211435000	Oth Female'S Garmnt Of Man-Made Fibresto Protect From Chemica	0	26	0	3 742
6211439000	Oth Female'S Garmnt Of Man-Made Fibresnot For Subhead 621143'	4 375	75 943	184 586	2 453 086
6211491000	Oth Female'S Garmnt Of Oth Textiles Forrencing/Wrestling	0	255	0	1 536
6211494000	Oth Female'S Garmnt Of Wool/Fine Animalhair	0	90	0	533
6211499000	Oth Female'S Garmnt Of Oth Textiles Notfor Forrencing/Wrestling/F	281	1 523	17 078	91 981
6212101000	Brassieres Of Cotton, Not Knitted/Crocheted	14 165	199 673	137 121	2 166 851
6212109000	Brassieres Of Oth Textiles, Not Knitted/Crocheted	532 398	3 740 916	1 562 899	11 746 885
6212201000	Girdles & Panty-Girdles Of Cotton, Notknitted/Crocheted	0	2	0	26
6212209000	Girdles & Panty-Girdles Of Ot Textilematerials, Not Knitted/Crochet	4 552	33 630	99 280	790 915
6212301000	Corsets Of Cotton, Not Knitted/Crocheted	0	15	0	1 231
6212309000	Corsets Of Oth Textile Materials, Notknitted/Crocheted	1 971	12 348	15 600	123 449
6212901100	Suspenders/Garters/Braces Of Cotton Fortreatment Of Scar Tissue&	1 581	1 581	19 449	19 449
6212901900	Suspenders/Garters/Braces Of Cotton Notfor Treatment Scar/Athlet	310	2 407	4 724	48 376
6212909200	Suspenders/Garters/Braces Of Oth Txtilesfor Athletic Supporters	0	11 203	0	234 110
6212909900	Suspenders/Garters/Braces Of Oth Txtilesnot For Treatment Scar/At	35 907	331 762	807 364	6 740 766
6213209000	Handkerchiefs Of Cotton, Not Printed Bytraditional Batik Process	78	25 783	1 060	53 649
6213901900	Handkerchiefs Of Silk/Waste, Not Printedby Traditional Batik Proces	29	118	520	5 870
6213909900	Handkerchiefs Of Oth Textiles Not Silk/Waste, Not By Traditional Ba	3	431	22	4 327
6214109000	Syals/Scarves/Mufflers/Mantillas/Veilsof Silk/Waste, Not By Trad Ba	122	2 660	10 613	327 558
6214200000	Syals/Scarves/Mufflers/Mantillas/Veilsof Wool/Fine Animal Hair	77	499	6 887	69 442
6214301000	Syals/Scarves/Mufflers/Mantillas/Veilsof Synth Fibres, By Trad Batik	0	2	0	62
6214309000	Syals/Scarves/Mufflers/Mantillas/Veilsof Synth Fibres, Not By Trad E	304 188	1 793 427	608 274	3 262 146
6214409000	Syals/Scarves/Mufflers/Mantillas/Veilsof Artificial Fibres, Not Trad B	814	50 599	30 048	319 384
6214909000	Syals/Scarves/Mufflers/Mantillas/Veilsof Oth Textiles, Not By Trad B	399	30 472	10 305	302 762
6215101000	Ties/Bow Ties/Cravats Of Silk/Waste,Printed By Traditional Batik Prc	469	469	1 741	1 741
6215109000	Ties/Bow Ties/Cravats Of Silk/Waste,Not Printed By Traditional Batil	67	4 815	3 201	223 481
6215209000	Ties/Bow Ties/Cravats Of Man-Made Fibres, Not Printed By Traditioi	1 442	3 577	5 341	72 781
6215909000	Ties/Bow Ties/Cravats Of Oth Textiles,Not Printed By Traditional Bat	30	3 987	1 611	23 536
6216001000	Protective Work Gloves, Mittens & Mitts	4 572	78 123	21 545	206 763
6216009100	Oth Gloves, Mittens & Mitts Of Wool/Fineanimal Hair	0	586	0	2 644
6216009200	Oth Gloves, Mittens & Mitts Of Cotton	0	4 875	0	23 123
6216009900	Oth Gloves, Mittens & Mitts Not Wool/Fine Animal Hair/Cotton	1 200	14 212	42 134	377 095
6217101000	Accesories Of Oth Made Up Clothing, Oththan Hd 6212 For Judo Bel	8 630	125 490	201 691	2 896 391
6217109000	Accesories Of Oth Made Up Clothing, Oththan Hd 6212, Not For Jud	22 056	383 919	319 240	6 046 202
6217900000	Parts Of Garments Or Clothing Accsories Oth Than Of Heading 6212	27 575	386 260	615 925	8 267 088
6301100000	Electric Blankets	0	51	0	486
6301200000	Blankets (Not Electric) & Trvelling Rugsof Wool/Fine Animal Hair	55	364	1 121	30 023
6301300090	Blankets (Not Electric) & Trvelling Rugsof Cotton	3 734	129 340	49 966	174 002
6301400010	Blankets (Not Electric) & Trvelling Rugsof Synthtc Fibres Of Nonwov	3 696	35 259	56 373	158 508
6301400090	Blankets (Not Electric) & Trvelling Rugsof Synthtc Fibres Of Woven F	110 695	1 827 442	238 318	3 815 626
6301900010	Oth Blankets & Travelling Rugs, Nonwoven Fabrics Of Nonwoven Fal	193	272	3 030	4 021
6301900090	Oth Blankets & Travelling Rugs Of Wovenfabrics	5 686	50 522	37 979	340 065
6302100000	Bed Linen, Knitted/Crocheted	1 164	4 749	5 957	41 631
6302210000	Oth Bed Linen Of Cotton, Printed	3 910	59 039	45 479	802 156
6302221000	Oth Bed Linen Of Man-Made Fibres Ofnonwoven Fabrics, Printed	0	134	0	571
6302229000	Oth Bed Linen Of Man-Made Fibres Ofwoven Fabrics, Printed	41 400	121 227	522 213	1 092 830
6302290000	Oth Bed Linen Of Oth Textiles, Printed	0	251	0	10 074
6302310000	Oth Bed Linen Of Cotton, Not Printed	5 403	74 938	65 594	687 928
6302329000	Oth Bed Linen Of Man-Made Fabrics Ofwoven Fabrics	2 031	70 916	18 316	828 158
6302390000	Oth Bed Linen Of Oth Textiles, Notprinted	44	379	1 400	5 891
6302400000	Table Linen, Knitted Or Crocheted	224	2 323	1 601	236 255
6302510090	Oth Table Linen Of Cotton, Not Printedby Traditional Batik Process	1 017	2 317	15 356	101 636
6302530000	Oth Table Linen,Of Man-Made Fibres	3 621	41 521	29 410	173 605
6302590000	Oth Table Linen,Of Oth Textiles	3 849	8 061	17 034	34 503
6302600000	Toilet&Kitchen Linen Of Terry Towelling/Similar Terry Fabrics Of Cot	113 322	948 799	241 348	1 760 751
6302910000	Oth Linen Not For Bed, Table, Toilet &Kitchen Of Cotton	1 215	7 899	15 363	89 056
6302930000	Oth Linen Not For Bed, Table, Toilet &Kitchen Of Man-Made Fibres	18 457	135 924	108 512	724 216
6302990000	Oth Linen Not For Bed, Table, Toilet &Kitchen Of Oth Textiles	915	11 415	1 848	58 954
6303120000	Curtains (Inc Drapes) & Int Blinds/Bedvalances Of Synth Fibres, Knitt	3 724	18 550	38 721	191 364
6303199000	Curtains (Inc Drapes) & Int Blinds/Bedvalances Of Oth Cotton, Knitte	2 266	8 643	32 198	59 348
6303910000	Curtains (Inc Drapes) & Int Blinds/Bedvalances Of Cotton, Not Knitte	2	493	53	5 112
6303920000	Curtains (Inc Drapes) & Int Blinds/Bedvalances Of Synth Fibres, Not I	840	91 695	13 195	599 968
6303990000	Curtains (Inc Drapes) & Int Blinds/Bedvalances Of Oth Textiles, Not I	187	14 260	405	53 954
6304110000	Bedspreads, Knitted/Crocheted	0	2 892	0	39 107

**I.3. IMPOR MENURUT KOMODITI / IMPORT BY HS COMMODITY**  
**\*\*\* JULI/JULY 2014 \*\*\***

H S	Uraian Komoditi Commodity Description	Berat Bersih / <i>Net Weight</i> (Kg)		Nilai / <i>Value C.I.F</i> (US\$)	
		Bulan ini	Kumulatif	Bulan ini	Kumulatif
		<i>Current Month</i>	<i>Cum.Jan. to date</i>	<i>Current Month</i>	<i>Cum.Jan. to date</i>
6304191090	Bedspreads Of Cotton, Not Printed Bytraditional Batik Process	39	5 024	1 155	40 863
6304192000	Bedspreads Of Nonwoven, Not Knitted/Crocheted	30	240	124	980
6304199000	Bedspreads From Woven, Not Knitted/Crocheted And Not From Cot	0	33	0	566
6304911000	Mosquito Nets, Knitted/Crocheted	0	9 239	0	83 116
6304919000	Oth Furnishing Artcl, Not Bedspread/Mosquito Nets, Knitted/Croche	148	440	974	5 880
6304920000	Oth Furnishing Artcl Of Cotton, Notbedspread & Not Knitted/Croche	140	18 399	3 680	242 311
6304930000	Oth Furnishing Artcl Of Synthetic Fibres, Not Bedspread & Not Knitte	5 966	60 219	28 613	368 650
6304990000	Oth Furnishing Artcl Of Oth Textiles,Not Bedspread & Not Knitted/Ci	6 362	29 675	59 166	251 647
6305101100	New Sacks & Bags Of Jute For Packinggoods	667 668	5 565 660	694 315	4 562 994
6305101900	New Sacks & Bags Of Oth Textiles Bastfibres Of Hd 5303 For Packing	5 129	40 702	52 212	455 263
6305102900	Used Sacks & Bags Of Oth Textiles Bastfibres Of Hd 5303 For Packing	0	1	0	423
6305200000	Sack&Bag Of Cotton For Packing Goods	5 481	24 291	121 949	871 855
6305321000	Flxible Intrmdiate Bulk Containrs Ofsynthetic Textiles, Nonwoven	0	34 546	0	120 086
6305329000	Flxible Intrmdiate Bulk Cntainrs Of Syntxtiles, Nonwoven & Not Knii	97 065	519 581	478 110	2 272 123
6305332000	Sack&Bag Of Polyethylene/Polypropylenestrip/Same Items Of Wove	0	5 406	0	8 233
6305339000	Sack&Bag Of Polyethylene/Polypropylenestrip, Not Knitted/Crochet	40 114	290 444	157 283	915 906
6305391000	Oth Sack&Bag Of Synthetice Textils Of Nonwoven	0	633	0	6 171
6305392000	Oth Sack&Bag Of Synthetice Textils, Knitted/Crocheted	0	79	0	4 275
6305399000	Oth Sack&Bag Of Synthetice Textils Of Woven & Not Knitted/Croche	2 076	10 793	13 590	97 348
6305909000	Sacks & Bags Of Oth Textiles Not Hemp/Coconut (Coir) Of Heading 5	6 039	8 144	307 669	324 806
6306120000	Tarpaulins, Awnings & Sunblinds Ofsynthetic Fibres	14 022	120 445	58 046	463 128
6306199000	Tarpaulins, Awnings & Sunblinds Of Othtextiles, Not Coir Fibres/Cott	25 417	70 129	9 025	54 084
6306220000	Tents Of Synthetic Fibres	29 023	238 330	130 836	788 521
6306299000	Tents Of Oth Textiles, Oth Than Cotton	4 070	50 669	3 524	409 663
6306300000	Sails For Boats/Sailboards/Landcraft	284	2 905	1 964	71 261
6306401000	Pneumatic Mattresses Of Cotton	0	8 204	0	25 716
6306409000	Pneumatic Mattresses, Oth Than Cotton	22 042	55 025	79 647	208 571
6306900010	Camping Goods Of Cotton	0	71	0	409
6306900099	Camping Goods Of Oth Textiles Of Woven	2 540	4 600	104 432	119 986
6307101000	Floor/Dish/Similar Cleaning Clothes Ordusters Of Nonwoven	538	8 776	12 373	151 797
6307102000	Floor/Dish/Similar Cleaning Clothes Ordusters Of Felt	0	7	0	105
6307109000	Floor/Dish/Similar Cleaning Clothes Ordusters Woven Oth Than Felt	37 179	348 870	319 788	2 853 222
6307200000	Life-Jackets & Life-Belts	5 350	63 743	65 843	417 813
6307903000	Umbrella Covers In Triangular Piece	5	10	46	88
6307904000	Surgical Masks	685	7 725	22 778	229 836
6307906100	Harnesses Safety Suitable For Industrialuse	0	2 796	0	28 030
6307906900	Harnesses Safety Suitable Not Forindustrial Use	3 507	37 970	56 755	366 319
6307907000	Fans And Handscreens	0	69	0	734
6307909000	Oth Made Up Articl, Not Umbrella Covers/Surgical Masks/Harnesse	88 055	488 732	986 388	5 599 473
6308000000	Sets, Consist Of Woven Fabric&Yarn W/Oaccessories Txtiles Articles	1 598	67 552	9 274	560 895
6309000000	Worn Clothing & Oth Worn Articles.	0	5 247	0	4 497
6310109000	Scrap Twine/Cordage/Rope/Cbles Worn Outarticles Of Those, Sorter	0	94 757	0	39 098
6310901000	Used/New Rags, Unsorted	0	1	0	2
6310909000	Scrap Twine/Cordage/Rope/Cbles Worn Outarticles Of Those, Unsor	0	784	0	2 344
6401100000	Waterproof Footwear Incorp Protectivemetal Toe-Cap With Outer S	48 393	170 450	83 705	210 541
6401920000	Oth Waterproof Footwear, Covering Theankle But Not Cover The Kn	30 305	158 664	18 602	178 451
6401990000	Oth Waterproof Footwear With Outer Solesplastic By Sticking, Rivet	1 025	14 706	446	531 270
6402199000	Sports Footwear Not For Wrestling/Ski/Same Items With Upper Of F	90 250	711 088	1 450 727	10 831 070
6402200000	Footwear With Upper Straps/Thongsassembled To The Sole By Mea	5 415	114 782	17 027	502 125
6402911000	Diving Boots Covering The Ankle Withupper Of Rubber/Plastics	0	5 190	0	56 209
6402919100	Oth Diving Boots Cover The Ankle Incorprotective Metal Toe-Cap, f	4 873	15 499	70 311	299 399
6402919900	Oth Diving Boots Cover The Ankle Notincorp Protct Mtal Toe-Cap, Rt	14 465	151 517	155 491	1 240 121
6402991000	Oth Footwear Not Cover The Ankle Incorprotect Metal Toe-Cap, Rt	7 758	19 121	100 057	302 509
6402999000	Oth Footwear Not Cover The Ankle & Notincorp Protct Mtal Toe-Cap	1 208 364	14 681 390	4 688 321	49 782 327
6403120000	Ski-Boots, Cross-Country Ski Footwear & Snowboard Boot, With Up	5 265	5 265	8 472	8 472
6403191000	Sports Footwear Fitted With Spikes,Cleats Or The Same Item, Leathe	5 101	9 948	164 429	364 475
6403192000	Sports Footwear For Riding Boots Orbowling Shoes, Leathers	0	95	0	467
6403199000	Sports Footwear Not Fitted With Spikes/Bowling/Wrstling/Weight Li	49 569	269 854	664 358	4 910 097
6403200000	Footwear, Outer Soles Of Leather, Uppersof Leather Straps Accros,lr	26	239	231	1 219
6403400000	Oth Footwear Incorp Protect Metal Toecap With Upper Of Leathers	56 743	1 343 084	575 792	14 108 381
6403510000	Oth Footwear With Outer Sole Of Leathercovering The Ankle	21	463	1 406	66 249
6403590000	Oth Footwear With Outer Sole Of Leather,Not Covering The Ankle	37	10 865	6 920	995 552
6403910000	Oth Footwear, Not For Sprts/Incorp Metaltoe-Cap Protect, Covering	24 858	157 415	426 388	2 933 418
6403990000	Oth Footwear, Not For Sprts/Incorp Metaltoe-Cap Protect, Not Cove	96 555	842 829	1 581 026	20 392 117



I.3. IMPOR MENURUT KOMODITI / IMPORT BY HS COMMODITY

\*\*\* JULI/JULY 2014 \*\*\*

HS	Uraian Komoditi Commodity Description	Berat Bersih / Net Weight (Kg)		Nilai / Value C.I.F (US\$)	
		Bulan ini Current Month	Kumulatif Cum.Jan. to date	Bulan ini Current Month	Kumulatif Cum.Jan. to date
640411000	Sports Footwear With Outer Sole Rubbr/Plstc, With Spike/Cleat	256	1 135	11 604	36 557
640419000	Sports Footwear Not Fitted With Spikes/Wrstling/Weight Lifting/The	51 564	585 575	949 410	9 600 932
640419000	Oth Sports Footwear For Oth Purposedwith Outer Soles Of Rubber/	98 571	3 078 502	1 164 273	17 431 027
640420000	Oth Footwear With Outer Soles Of Leather/Composition Leather	1	9 912	38	231 581
640510000	Oth Footwear, With Uppers Of Leather/Composition Leather	0	51	0	254
640520000	Oth Footwear, With Uppers Of Textiles	2 278	7 962	40 289	154 447
640590000	Oth Footwear, With Upper Of Ith Leather/Composition Leather/Text	46 497	365 312	119 772	1 413 034
6406101000	Uppers & Parts Thereof, Oth Than Stiffeners Of Metal Toe-Caps	57 010	354 782	202 522	1 297 055
6406109000	Uppers & Parts Thereof, Oth Than Stiffeners & Not Fitted With Meta	174 640	1 301 582	2 526 654	17 166 236
640620000	Parts Of Footwear With Outer Soles &Heels, Of Rubber/Plastics	590 892	5 296 747	4 810 484	45 718 664
6406901000	Parts Of Footwear Of Wood	36	51	20	6 798
6406902100	Oth Parts Of Footwear Of Metal Of Iron/Steel	28 035	175 793	34 504	492 921
6406902910	Oth Parts Of Footwear Of Metal Of Copper	0	8 312	0	61 202
6406902990	Oth Parts Of Footwear Of Oth Metal, Notiron/Steel/Copper	3 093	71 857	41 143	1 095 354
6406903100	Oth Parts Of Footwear Of Rubber/Plasticin-Soles	67 754	597 228	863 136	8 766 553
6406903200	Oth Parts Of Footwear Of Rubber/Plasticcomplete-Soles	9 486	45 074	213 432	688 020
6406903900	Oth Parts Of Footwear Of Rubber/Plasticout-Soles	57 817	991 473	605 154	10 953 068
6406909100	Oth Parts Of Footwear Of Oth Materials For Gaiters/Leggings/Same Il	2 616	32 206	31 022	198 962
6406909900	Oth Parts Of Footwear Of Oth Materialsnot For Gaiters/Leggings/Sar	207 471	1 920 679	3 508 185	20 726 647
6501000000	Hat-Forms/Bodies,Hood Of Felt,Not Blockshape, Not Brims, Plateou:	1 457	3 162	19 050	22 685
6504000000	Hats&Oth Headgear/Plaited By Assemblingstrips Of Any Material, Tr	4 056	74 641	53 800	586 341
6505001000	Hats&Oth Headgear Of A Kind Used Forreligious Purposes, Knitted/C	4 799	29 788	21 951	173 459
6505002000	Hats&Oth Headgear, Knitt/Crochet, Hair-Nets, Knitted/Crocheted	5 312	41 397	73 693	811 879
6505009000	Oth Hats&Oth Headgear, Not For Hair-Nets/Religious Purposes, Knit	26 106	155 673	245 476	1 844 604
6506101000	Protective Helmets For Motorcyclistswhether/Not Lined/Trimmed	4 035	47 038	27 560	417 033
6506102000	Industrial Safety & Firefighters Helmets, Excl Steel Helmets Whether	25 878	140 322	200 011	1 026 088
6506103000	Steel Helmets Safety	0	1 283	0	123 637
6506104000	Water Polo Headgear	67	142	397	984
6506109000	Oth Safety Headgear, Not For Motocyclist/Industrial/Firefighters/Stc	20 516	150 602	544 097	1 602 665
6506910000	Oth Headgear Of Rubber/Of Plastics	6 138	33 255	14 932	98 300
6506991000	Oth Headgear Of Furskin	1 016	30 088	5 526	251 504
6506999000	Oth Headger Of Oth Materials, Notfurskin	612	25 736	5 474	640 574
6507000000	Head-Band,Lining,Cover,Hat Foundation,Hat Frame,Peak&Chinstrap	15 571	137 740	79 138	816 741
6601100000	Garden/Similar Umbrellas	28 619	324 867	71 277	506 016
6601910000	Umbrellas & Sun Umbrellas Having Atelescopi Shaft	37 636	446 070	28 979	328 076
6601990000	Umbrellas & Sun Umbrellas Not Having Atelescopi Shaft	377 935	3 684 955	371 862	3 535 467
6602000000	Walking-Sticks, Seat-Sticks, Whips, Riding Crops & The Like.	11 793	67 595	37 990	265 420
6603200000	Umbrella Frames, Including Frames Mounted On Shafts (Sticks)	51 841	307 803	61 481	387 955
6603901000	Parts, Trimmings & Accessories Forarticles Of Heading 6601	18 040	154 481	20 412	181 006
6603902000	Parts, Trimmings & Accessories Forarticles Of Heading 6602	791	15 017	1 415	32 879
6701000000	Skin&Oth Part Of Bird With Feathr/Down,Feathr,Part Of Feathr,Dow	4 913	7 423	339 399	785 197
6702100000	Artificial Flower, Foliage, Fruit, &Parts Thereof Of Plastics	150 283	1 182 376	261 530	2 741 050
6702901000	Artificial Flower, Foliage, Fruit, &Parts Thereof Of Paper	318	1 788	750	16 515
6702902000	Artificial Flower, Foliage, Fruit, &Parts Thereof Of Textiles	195	23 381	22 916	168 628
6702909000	Artific Flower,Foliage,Fruit&Partsthereof Of Oth Mterials, Not Paper	38 261	404 085	104 282	1 109 324
6703000000	Human Hair, Dressed, Thinned, Bleached,Othwise Worked For Wigs,	28 161	314 132	1 022 337	8 953 420
6704110000	Complete Wigs Of Synthetic Textiles	569	5 171	8 729	95 804
6704190000	False Beards, Eyebrows, Eyelashes,Switches Of Synthetic Textiles	875	17 232	35 965	307 343
6704200000	Wigs, False Beards, Eyebrows,Eyelashesof Human Hair	0	1 535	0	27 153
6704900000	Wigs, False Beards, Eyebrows,Eyelashes,Of Oth Materials	5 575	34 148	80 980	491 894
6801000000	Setts, Curbstones & Flagstones, Of Naturals Stone (Except Slate)	8 198 001	127 024 264	101 312	1 419 535
6802100000	Tiles, Cubes, Similar Articles, Square <7 Cm, Artif Colored, Chipping &	73 013	185 416	8 630	34 580
6802210000	Oth Monmental/Building Stone Of Marble,Travertine, Alabaster, Sin	964 750	12 651 783	432 912	5 745 093
6802230010	Oth Monmental/Building Stone Of Granitwith Polished Slabs	193 517	4 351 939	47 431	1 583 038
6802230090	Oth Monmental/Building Stone Of Granitwith Not Polished Slabs	376 425	726 762	78 061	198 676
6802299000	Monumental/Building Stone Of Oth Stone,Simply Cut/Sawn With A I	2 944	599 419	1 350	36 860
6802911000	Oth Article Monumental/Building Ofmarble	1 107 014	10 411 515	446 707	4 112 202
6802919000	Oth Article Monumental/Building Oftravertine & Alabaster	25 108	49 453	37 888	71 708
6802930000	Oth Article Monumental/Building Ofgranite	1 670 852	17 205 885	751 896	7 200 438
6802990000	Oth Article Monumental/Building Ofoth Stones,Not Marble/Traverti	89 825	1 471 201	24 743	516 445
6803000000	Worked Slate&Articles Of Slate Or Ofagglomerated Slate	44 344	780 118	12 228	246 838
6804100000	Millstones & Grindstones For Milling,Grinding & Pulping	776 807	5 918 496	1 828 367	11 669 286
6804210000	Oth Millstone/Grindstone For Grinding Of Agglomerated Synt/Natur	97 223	854 739	690 764	7 537 454
6804220000	Oth Millstone/Grindstone Of Oth Agglomerabrsv/Cramc For Grindi	801 660	5 662 575	2 130 700	16 984 379

I.3. IMPOR MENURUT KOMODITI / IMPORT BY HS COMMODITY

\*\*\* JULI/JULY 2014 \*\*\*

H S	Uraian Komoditi Commodity Description	Berat Bersih / Net Weight (Kg)		Nilai / Value C.I.F (US\$)	
		Bulan ini Current Month	Kumulatif Cum.Jan. to date	Bulan ini Current Month	Kumulatif Cum.Jan. to date
6804230000	Oth Millstone/Grindstone Of Naturl Stonefor Grinding Wheel&The L	60 445	862 888	187 318	1 457 368
6804300000	Hand Sharpening/Polishing Stones	219 467	1 873 199	107 634	1 256 757
6805100000	Natural/Artificial Abrasive Powder/Grainon A Base Of Woven Textile	258 942	2 237 965	1 099 229	9 051 161
6805200000	Natural/Artificial Abrasive Powder/Grainon A Base Of Paper/Paperb	164 282	1 493 816	414 005	4 746 724
6805300010	Natural/Artificial Abrasive Powder/Grainon A Base Of Polishing Disc:	28 600	178 716	156 627	939 346
6805300090	Natural/Artificial Abrasive Powder/Grainon A Base Of Oth Materials	89 577	630 130	315 772	2 281 417
6806100000	Slag Wool, Rock Wool & Similar Mineralwools In Bulk/Sheets/Rolls	945 562	6 388 515	1 676 655	9 817 387
6806200000	Exfoliated Vermiculite,Expanded Clays,Foamed Slag&Similar Expand	121 874	491 818	99 567	512 163
6806900000	Mixture&Article Of Heat/Sound Insulating Or Sound Absorb Mineral	269 209	4 404 763	1 077 675	11 598 534
6807100000	Articles Of Asphalt/Of Similar Materialin Rolls	554 776	5 242 648	488 503	4 118 694
6807909000	Articles Of Asphalt/Of Similar Materialof Oth Tiles, Not In Rolls	401 265	8 383 235	380 503	7 958 442
6808001000	Roofing Tiles, Panels, Boards,Blocks &Similar Articles Of Coir Fibres/:	187 698	1 075 256	149 105	825 540
6808009000	Chips,Particles,Sawdust Or Oth Waste Ofwood, Agglomer With Cem	131 701	2 126 337	73 715	3 185 715
6809110000	Board,Sheet,Panels,Tiles,Reinforced Withpaper/Board Only	5 623 661	42 254 754	1 050 157	8 025 481
6809191000	Oth Articles Of Plaster/Of Compositionsbased On Plaster Of Tiles	75	78	400	415
6809199000	Oth Articles Of Plaster/Of Compositionsbased On Plaster Of Oth Tile	282 555	7 545 647	123 358	2 106 382
6809901000	Dental Moulds Of Plaster	0	50	0	333
6809909000	Oth Articles Of Plaster/Cmpsitons Based On Plaster, Not Dental Mo	28	9 180	324	57 526
6810110000	Building Blocks & Bricks	34 789	171 707	24 202	114 919
6810191000	Tiles, Reinforced Or Not	38 165	365 449	11 574	175 518
6810199000	Flagstones, Reinforced Or Not	61 114	1 467 468	396 400	3 538 216
6810910010	Concrete Building Piles For Building Orcivil Engineering	11 321 117	88 985 225	1 681 438	13 551 200
6810910090	Oth Prefabricated Structural Componentsfor Building Or Civil Engine	280 801	304 548	29 834	63 569
6810990000	Oth Prefabricated Structural Components, Reinforced Or Not	88 357	406 970	57 900	542 712
6811401000	Corrugated Sheets Containing Asbestos	1 742	42 752	11 897	34 224
6811402100	Floor Or Wall Tile Containing Asbestos & Plastics	0	2 810	0	4 229
6811402900	Floor Or Wall Tile Containing Othasbestos, Not Plastics	326	229 769	522	153 454
6811403000	Tubes Or Pipes Containing Asbestos	2 358	6 189	6 974	50 757
6811404000	Tubes Or Pipes Fittings Containingasbestos	8 132	9 099	249 307	271 107
6811409000	Oth Articles Of Asbestos Cement	25 541	165 603	9 381	74 789
6811810000	Corrugated Sheets Not Containingasbestos	0	113	0	785
6811821000	Floor Or Wall Tile Of Cellulose Fibre-Cement Containing Plastics Onl	2 070	466 505	18 021	143 448
6811829000	Floor Or Wall Tile Of Cellulose Fibre-Cement, Not Containing Asbest	2 838 698	16 887 185	731 165	4 480 705
6811891000	Tubes/Pipes Of Celluse Fibre-Cement	398	10 952	3 437	60 800
6811892000	Tubes/Pipes Fittings Of Celluse Fibre-Cement	1	378	19	15 183
6811899000	Other Article Of Cellulose Fibre Cement, Not Tubes/Pipes/Pipes Fitti	9 432	134 674	21 860	176 597
6812802000	Clothing Of Crocidolite Fibres	8	330	320	12 545
6812803000	Paper, Millboard And Felt Of Crocidolitefibres	0	12 906	0	8 133
6812804000	Floor Or Wall Tiles Of Crocidolite	0	19	0	21
6812805000	Cloth Accessories,Footwear&Headgearfabricated Crocidolite Fibres	2 529	38 981	14 603	216 909
6812809000	Oth Articles Of Crocidolite Fibres	9 996	309 383	79 296	1 802 938
6812919000	Clothing Accessories,Footwear&Headgearof Oth Crocidolite Fibres	2 517	84 090	40 332	901 538
6812920000	Paper, Millboard And Felt Of Othcrocidolite Fibres	17 519	17 878	14 782	24 827
6812930000	Compressed Asbestos Fibre Jointing Ofoth Crocidolite Fibres In Shee	77 753	730 751	107 928	729 262
6812991100	Fabric Asbes Fibres,Oth Crocidolite, Mixwith A Basis Asbes&Mg Cart	1 020	95 747	5 680	122 060
6812991900	Oth Fabric Asbestos Fibres Not Mix Witha Basis Of Asbestos	15 137	53 904	10 315	45 374
6812992000	Floor/Wall Tiles Of Fabricated Asbestos(Oth Crocidolite)	0	9 690	0	9 564
6812999000	Oth Fabricat Asbes Fibres Of Oth Croci,Not Fabricate/Floor/Wall Tile	116 628	463 448	87 710	829 035
6813201000	Brake Lining&Pad Of Friction Materialand Articles,Containing Asbest	81 997	351 274	288 324	2 537 197
6813209000	Oth Thn Brake Lining&Pad Of Frictionmaterial And Article,Containin	7 321	104 821	57 344	321 069
6813810000	Brake Lining&Pad Of Frictionmaterial&Article,Not Containing Asbest	122 522	1 101 168	1 410 806	13 316 576
6813890000	Oth Thn Brake Lining&Pad Of Frictionmaterial&Article,Not Containir	125 525	790 182	2 033 369	12 509 196
6814100010	Worked Mica&Article Of Mica,Agglomerated,Sheets,Strips,Simply Ct	6 012	49 816	24 064	495 655
6814100090	Worked Mica&Article Of Mica,Agglomerated,Plates	843	87 063	14 645	184 379
6814900010	Worked Mica & Articles Of Mica,In Rolls & Pieces, Simply Cut To Sha	664	8 091	4 040	127 998
6814900090	Oths Worked Mica & Articles Of Mica	324	5 935	27 230	195 605
6815101000	Yarn/Thread Non-Electrical Articlesgraphite/Carbon	10 883	98 940	356 289	2 671 571
6815102000	Bricks,Paving Slabs,Floor Tiles,Etc Nonelectrical Articles Graphite/Ca	78 893	559 181	107 717	638 730
6815109100	Carbon Fibres, Etc Non Electricalarticles Graphite/Carbon	9 600	45 989	216 521	797 811
6815109900	Oth Non Electrical Articles Graphiteor Carbon	5 630	90 701	134 150	894 579
6815200000	Articles Of Peat	0	5 232	0	16 368
6815910000	Articles Of Stone, Contents Magnesite,Dolomite/Chromite	118 794	905 000	44 912	533 575
6815990000	Oth Articles Of Stone,Oth Thn Contentmagnesite,Dolomite/Chromit	97 904	1 190 545	285 186	2 838 336
6901000000	Bricks,Blocks,Tiles & Oth Ceramic Goodsof Siliceous Fossil Meals/Of	59	134 506	1 909	59 637

I.3. IMPOR MENURUT KOMODITI / IMPORT BY HS COMMODITY

\*\*\* JULI/JULY 2014 \*\*\*

HS	Uraian Komoditi Commodity Description	Berat Bersih / Net Weight (Kg)		Nilai / Value C.I.F (US\$)	
		Bulan ini Current Month	Kumulatif Cum.Jan. to date	Bulan ini Current Month	Kumulatif Cum.Jan. to date
6902100000	Goods Of Siliceous Cont By Weight,Singly/Together Mg,Ca,Cr > 50%	4 006 240	26 231 576	5 475 304	30 841 855
6902200000	Goods Of Siliceous Cont By Weight,Singlyor Together Alumina,Silika,	4 033 462	30 532 240	4 909 951	30 745 640
6902900000	Goods Of Siliceous Cont By Weight,Of Oth Metals Compound	121 973	2 404 357	122 977	1 766 725
6903100000	Oth Refractory Ceramic Goods Cont Byweight,Graphite/Carbon,Or A	7 354	75 139	54 989	653 522
6903200000	Oth Refractory Ceramic Goods Cont Byweight,Alumina/Silica, Or A N	433 438	2 056 573	633 814	4 803 982
6903900000	Oth Refractory Ceramic Goods Cont Byweight, Oth Metal Compounc	554 994	4 102 737	1 447 237	10 775 586
6904100000	Ceramics Building Bricks	0	251	0	547
6904900000	Flooring Blocks, Support/Filler Tiles & The Like	106	815	1 282	6 087
6905100000	Roofing Tiles Of Ceramic	306 493	1 605 321	36 364	452 317
6905900000	Chimney-Pot,Cowl,Chimney Liner,Architect Ornament&Oth Ceramic	0	389 381	0	2 473 798
6906000000	Ceramic Pipes, Conduits, Guttering,Pipe Fittings	0	125	0	360
6907101000	Paving,Hearth/Wall Tiles,Rectangle,Circle<7Cm,Unglazed	0	1 456	0	468
6907109000	Oth Thn Paving,Hearth/Wall Tiles,Rectangle,Circle<7Cm,Unglazed	0	46 000	0	4 458
6907901000	Paving,Hearth/Wall Tiles,Rectangle,Circle>7Cm,Unglazed	46 649 745	365 973 281	10 156 661	84 182 220
6907902000	Lining Tiles Of A Kind Used For Grindingmills,Rectang,Circle>7Cm,Ur	0	6 960	0	5 570
6907909000	Oth Thn Tile,Cube&Similar Article,Whether/Not Rectang,Circle<7Cm	217 054	1 733 722	57 294	432 869
6908101000	Paving,Hearth/Wall Tiles,Rectangle,Circle<7Cm,Glazed	177 850	2 828 178	53 604	898 251
6908109000	Oth Thn Paving,Hearth/Wall Tiles,Rectangle,Circle<7Cm,Glazed	883	22 570	3 802	22 366
6908901100	Paving,Hearth/Wall Tiles Of Plain Tiles,Rectangle,Circle>7Cm,Glazed	0	738 233	0	273 866
6908901900	Oth Thn Paving,Hearth/Wall Tiles Of Plaitiles,Rectangle,Circle>7Cm,	4	10 114	428	39 188
6908909100	Paving,Hearth/Wall Tile Of Oththn Plain Tile,Rectang,Crcle>7Cm,Gla	5 802 783	50 124 567	1 508 370	13 581 450
6908909900	Oth Thn Paving,Hearth/Wall Tile Of Oththn Plain Tile,Rectang,Crcle>	77 294	710 672	65 407	274 763
6909110000	Ceramic Of Porcelain Or China Forlaboratory,Chemical Or Oth Tech	7 991	405 999	70 810	622 035
6909120000	Artcle Having A Hardnss=>9 Mohsfor Laboratory,Chemical Or Oth Te	709 601	5 408 706	652 715	5 289 372
6909190000	Oth Ceramic Wares For Laboratory,Chemical/Oth Technical Uses	203 220	1 031 733	382 486	1 928 321
6909900000	Oth Thn Ceramic Wares For Laboratory,Chemical/Oth Technical Use	18 434	325 998	119 619	541 100
6910100000	Ceramic Sinks, Wash Basins,Wash Basin Of Porcelain/China	1 068 185	6 153 258	876 739	6 352 763
6910900000	Ceramic Sinks, Wash Basins,Wash Basin Of Oth Thn Porcelain/China	187 837	1 480 646	236 283	1 889 288
6911100000	Tableware & Kitchenwareof Porcelain/ China	1 433 059	8 616 023	307 152	2 417 142
6911900000	Oth Household, Toilet Articlesof Porcelain/China	5	5 790	5	34 482
6912000000	Tableware & Kitchenware, Oth Householdtoilet Art, Oth Than Porce	1 128	14 506	14 635	106 822
6913101000	Ornamental Cigarette Box & Ashtrayof Porcelain Or China	0	49	0	3 749
6913109000	Oth Thn Ornamental Cigarette Box&Ashtrayof Porcelain Or China	139 518	622 850	158 103	1 107 965
6913901000	Ornamental Cigarette Box & Ashtrayof Oth Thn Porcelain Or China	432	3 064	838	7 321
6913909000	Oth Thn Ornamental Cigarette Box&Ashtrayof Oth Thn Porcelain Or	15 010	91 838	32 456	273 373
6914100000	Oth Ceramic Articles Ofporcelain/ China	6 846	76 280	8 384	91 221
6914900000	Oth Ceramic Articles Of Oth Thanporcelain/China	80 178	869 674	281 055	1 694 441
7001000000	Cullet & Oth Waste & Scrap Ofglass; Glass In The Mass	1 822 868	25 098 578	146 252	2 135 001
7002100000	Glass In Balls	35 048	152 291	37 386	159 531
7002200000	Glass In Rods	382	3 655	8 119	14 552
7002311000	Fused Quartz/Oth Fused Silica Forvacuum Tubes	5 226	6 802	58 557	306 813
7002319010	Fused Quartz/Oth Fused Silica For Vialor Ampoules Industry	395 772	3 211 142	783 544	6 587 388
7002319090	Glass In Ball,Tube Of Fused Quartz/Othfuse Silca,Oth Thn Boro Silict	26 410	91 240	402 859	2 560 305
7002321000	Glass In Tubes,Linear Coef<=5X10(-6)Kelvin In Temp.(0-300 C) For V	0	131	0	6 125
7002322000	Oth Glass In Tubes,Linear Coef<=5X10(-6)With 3Mm<=Diameter<22	0	50 009	0	246 196
7002329000	Oth Glass In Tubes,Linear Coef<=5X10(-6)Kelvin In Temp.(0-300 C)	5 697	207 853	65 360	577 789
7002392000	Oth Transparent Neutral Glass For Enamelglass,With 3Mm<=Diamet	0	1 548	0	37 628
7002399000	Oth Glass Having Linear Coeff. 0-300Coth Thn Vacum&Boro Silict Gl	40 497	127 299	75 732	496 106
7003122000	Non Wired Sheets,In Squares/Rectangularshape Incl.1,2,3,4 Corners	220 320	308 448	57 040	79 496
7003129000	Oth Non-Wired Sheets Colored Glass	5 761	245 609	77 231	285 881
7003199000	Oth Non-Wired Sheets Not Coloredglass	443 663	7 307 478	359 350	3 486 848
7003200000	Cast Glass And Rolled Glass,Wired Sheets	0	1	0	7
7003300000	Cast Glass And Rolled Glass, Profiles	0	219	0	900
7004209000	Optical Drawn, Blown Glass, Opticallyworked,Flashed,Opacified, Abs	2 043	40 487	74 652	618 407
7004909000	Oth Optical Drawn,Blown Glass,Opticallyworked,Flashed,Opacified, .	487 741	3 329 038	175 909	1 099 120
7005109000	Oth Non-Wired Glass,Absorbentreflecting/Non-Reflecting Layer	529 042	2 433 351	371 515	1 742 941
7005211000	Oth Non-Wired Glass, Colored, Opacifiedoptical Glass, Not Optically	0	2 398	0	10 771
7005219000	Oth Non-Wired Glass, Colored, Opticallyworked, Flashed, Opacified	436 210	3 170 336	197 825	1 536 302
7005299000	Oth Non-Wired Glass, Not Colored,Optically Worked	1 347 091	6 086 119	394 242	1 902 169
7005300000	Float Glas&Surface Ground/Polish Glas,Wired Glass	0	19 296	0	41 669
7006001000	Optical Glass, Not Optically Worked,For Glass Of Heading 70,03,70.C	0	6	0	349
7006009000	Optical Glass, Optically Workedfor Glass Of Heading 70,03,70.04,70.	66 236	413 940	48 743	447 876
7007111000	Toughened (Tempered) Safety Glassuitable For Vehicles Of Chapter	37 916	291 928	117 981	1 441 136
7007112000	Toughened (Tempered) Safety Glas Suitabl For Aircraft,Spacecraft Of	0	11	0	50

I.3. IMPOR MENURUT KOMODITI / IMPORT BY HS COMMODITY

\*\*\* JULI/JULY 2014 \*\*\*

H S	Uraian Komoditi Commodity Description	Berat Bersih / Net Weight (Kg)		Nilai / Value C.I.F (US\$)	
		Bulan ini Current Month	Kumulatif Cum.Jan. to date	Bulan ini Current Month	Kumulatif Cum.Jan. to date
7007114000	Toughened (Tempered) Safety Glassuitable For Ship,Boat,Floating C	0	16 513	0	27 196
7007191000	Toughened (Tempered) Safety Glassuitable For Machine Of Head 8	0	37 041	0	180 874
7007199000	Toughened (Tempered) Safety Glassuitable For Oth Machinery	531 865	4 322 358	489 324	4 092 934
7007211000	Laminated Safety Glass Suitable Forvehicles Of Chapter 87	80 915	475 209	240 526	1 791 873
7007214000	Laminated Safety Glass Suitable Forships,Boats,Floating Struct, Chap	0	802	0	8 519
7007291000	Laminated Safety Glass Suitable Formachine Of Head 84.29/84.30	202	4 060	2 754	42 010
7007299000	Laminated Safety Glass Suitable Foroth Machinery	160 315	552 831	165 323	607 391
7008000000	Multiple-Walled Insulating Unitsof Glass.	472 650	3 659 504	634 512	4 534 300
7009100000	Rear-View Mirrors For Vehicles	168 131	1 704 210	1 134 771	15 057 061
7009910000	Glass Mirros, Unframed	471 458	7 760 005	485 651	5 824 847
7009920000	Glass Mirros, Framed	94 952	799 351	263 497	2 070 405
7010100000	Ampoules Of Glass	48 025	155 255	83 580	608 518
7010200000	Stoppers, Lids & Oth Closures Of Glass	28 849	63 704	126 107	197 164
7010901000	Carboys & Demijohn	164 124	728 053	404 684	1 931 527
7010904000	Bottles&Vials For Antibiotics,Serums,Oth Injectables,Intravenous Inf	1 296 593	16 507 755	1 807 348	13 097 877
7010909000	Oth Bottles For Intravenousfluids Of Glass	4 461 743	50 756 588	2 690 267	29 013 419
7011101000	Stem For Electric Lighting	0	1 842	0	5 131
7011109000	Glass Envelops For Electric Lightingoth Than Stem	116 368	1 600 423	672 208	4 608 014
7011200010	Television Tubes, Cathode-Ray Tubes	4 300 473	29 637 032	3 814 415	25 673 322
7011200090	Cathode-Ray Tubes, Oth Than Television	21 526	110 820	162 685	598 342
7011900000	Oth Glass Envelopes, Bulbs,Tubes,Open,Glass Parts Thereof,Without	297	107 485	10 016	177 991
7013100000	Glassware Of A Kind Used For Table,Kitchen, Toilet, Office Of Glass-(	55 134	379 215	128 090	1 248 402
7013220000	Stemware Drinking Glasses,Oth Thn Glassceramics, Of Lead Crystal	4 403	8 014	61 174	196 182
7013280000	Stemware Drinking Glasses,Neither Glass-Ceramics Nor Lead Crystal	62 098	487 930	82 955	764 349
7013330000	Other Drinking Glasses, Of Lead Crystal	0	74	0	2 415
7013370000	Other Drinking Glasses, Neitherglass-Ceramics Nor Lead Crystal	152 837	1 906 613	170 794	2 889 957
7013410000	Glassware For Table (Not Drinking Glass)Kitchen Purpose,Of Lead Cr	579	1 668	2 089	3 195
7013420000	Glassware For Table (Not Drinking Glass)Ktchn,Linear Coef<5X10-6/l	10 488	557 852	41 867	1 528 590
7013490000	Oth Glassware For Table(Not Drink Glass)Kitchen Purposes, Not Cer:	287 592	4 047 975	503 420	4 961 174
7013910000	Other Glassware Of Lead Crystal	0	1 525	0	5 131
7013990000	Other Glassware Of Not Lead Crystal	779 631	9 279 633	1 008 705	9 672 164
7014001000	Signalling Glassware&Optical Element Formotor Vehicles,Not Thse C	23 265	55 853	261 629	639 752
7014009000	Other Signalling Glassware & Opticalelements Of Glass, Not Opticall	9 458	18 127	44 768	314 382
7015100000	Glasses For Corrective Spectacles	2 576	32 288	63 892	870 755
7015901000	Clock Or Watch Glasses	0	788 222	0	184 282
7015909000	Glasses For Non-Corrective Spectacles;Hollow Glass Spheres & Their	5 212	52 819	16 625	148 307
7016100000	Glass Cubes&Oth Glass Smallwares,For Mosaics Or Decorative Purp	37 131	494 505	52 477	827 823
7016900000	Oth Articles Of Moulded Glass; Leadedlights; Multicellular & Smir Fc	504 421	3 520 195	924 353	3 663 411
7017101000	Quartz Reactor Tubes And Holders Glass,For Production Of Semicon	7 934	78 963	133 875	631 221
7017109000	Laboratory Or Pharmaceutical Glassof Fused Quartz Or Oth Fused Si	32 387	142 280	542 165	2 386 093
7017200000	Laboratory, Hygienic/Pharmaceuticalwith Coef< 5X10-6/Kelvin, 0 - 3	6 499	160 353	129 857	1 274 608
7017900000	Laboratory,Hygienic/Pharmaceuticalglassware,Nor Fused Quartz/Fu	6 003	49 369	72 496	504 690
7018100010	Glass Beads	225 446	1 691 569	327 888	2 544 889
7018100020	Imitation Pearls	2 062	6 087	32 560	87 908
7018100090	Imitation Precious & Glass Smallwares	66 330	482 724	108 365	757 773
7018200000	Glass Microspheres <=1Mm In Diameter	199 360	766 516	332 312	742 798
7018900000	Glass Eyes, Not Prsthtc Artcls, Ornamntof Lamp-Worked Glass,Not Ir	79 257	439 467	178 280	1 112 342
7019110000	Chopped Strands,Of A Length <= 50 Mm	239 927	1 472 416	298 761	2 121 263
7019120000	Rovings Of Glass Fibres	213 045	4 311 143	287 114	3 500 938
7019191000	Yarn Of Glass Fibres	0	22 421	0	242 917
7019199000	Sliver Of Glass Fibres	71 133	764 231	214 941	1 695 365
7019310000	Mats Of Glass Fibres	384 240	4 887 979	653 954	7 402 366
7019320000	Thin Sheets (Voiles) Of Glass Fibres	10 707	248 825	53 231	536 098
7019391000	Asphalt/Coal-Tar Impregnatdglass-Fibre Outerwrap For Pipelines	43 552	276 344	179 978	720 800
7019399000	Mattresses,Boards And Similarnonwoven Products Of Glass Fibres	151 139	3 211 358	313 404	5 928 606
7019400000	Woven Fabrics Of Glass Fibres Rovings	171 715	2 188 377	197 939	2 392 673
7019510000	Oth Woven Fabric,Of A Width <= 30 Cm	985	7 556	9 982	90 005
7019520000	Oth Woven Fabric,Of A Width>30Cmplain Weave,Wght<250G/M2 C	5 616	26 351	16 113	153 811
7019590000	Oth Woven Fabric,Of A Width > 30 Cm	60 192	292 713	121 944	1 059 100
7019901000	Glass Fibres	47 041	293 539	142 336	1 048 978
7019909000	Other Articles Of Glass Fibres	239 712	1 784 873	416 338	4 459 318
7020001100	Glass Moulds For The Manufactureof Acrylic Goods	209	147 877	21 408	311 927
7020001900	Glass Moulds For Other Purposes	33 962	1 624 031	135 281	1 511 116
7020002000	Quartz Reactor Tubes & Holders Designedfor Production Of Semicor	0	249	0	4 205

I.3. IMPOR MENURUT KOMODITI / IMPORT BY HS COMMODITY

\*\*\* JULI/JULY 2014 \*\*\*

HS	Uraian Komoditi Commodity Description	Berat Bersih / Net Weight (Kg)		Nilai / Value C.I.F (US\$)	
		Bulan ini Current Month	Kumulatif Cum.Jan. to date	Bulan ini Current Month	Kumulatif Cum.Jan. to date
7020003000	Glass Inner For Vacuum Flasks/Othvacuum Vessels	183 003	1 992 637	252 748	2 880 174
7020004000	Evacuated Tubes For Solar Energycollectors	1 664	6 827	12 263	29 506
7020009900	Other Articles Of Glass.	127 779	1 354 396	787 907	3 486 119
7101100000	Natural Pearls	0	20	0	114
7101220010	Cultured Pearls,Fresh Water,Worked	2 831	2 845	27 907	36 493
7102390000	Diamonds, Worked, Not Mountedor Set, Non-Industrial	0	6	0	1 178 233
7103990000	Oth Rubies, Sapphires & Emeralds, Worked	0	11	0	229
7104101000	Piezo-Electric Quartz,Precious Orsemiprecious Stones,Unworked	0	1	0	834
7104102000	Piezo-Electric Quartz,Precious Orsemiprecious Stones,Worked	1 674	9 316	71 678	322 717
7104200000	Other Synthetic Precious Stones,Unworked Or Simply Sawn Or Roug	9	180	2 545	32 408
7104900000	Other Synthetic Precious/Semi Stones,Worked,Roughly Shapped	650	12 214	38 144	235 036
7105100000	Dust And Powder Of Diamonds	53	1 682	47 061	458 277
7105900000	Dust & Powder Of Other Natural Orsynthetic Precious/Semi Preciou	8	225	2 487	27 095
7106100000	Silver Powder	2 288	13 824	49 284	238 714
7106910000	Silver, Unwrought	8 682	27 886	1 500 733	5 205 002
7106920000	Silver, Semi-Manufactured	7 976	97 847	752 627	6 169 525
7107000000	Base Metals Clad With Silver,Not Further	317	33 887	191 307	1 300 261
7108120010	Gold In Lumps, Ingots Or Cast Bars	0	53	0	1 231 337
7108120090	Gold,Not In Lumps, Ingots Or Cast Bars,Oth Unwrought Forms	668	4 488	1 581 307	9 190 373
7108130000	Gold,Non Monetary,Othsemi-Manufactured Form	75	511	412 583	2 294 180
7108200000	Monetary Gold	0	69	0	549
7109000000	Base Metals/Silver,Clad With Gold Notfurther Worked Than Semi-M	65	201	792 116	1 933 377
7110110010	Platinum, In Lumps, Ingots, Cast Bars,Powder Or Sponge,Unwrought	136	2 858	14 527	28 129
7110110090	Platinum In Oth Form, Unwrought	6	20	4 999	23 070
7110190000	Platinum, Wrought	297	639	18 906	22 038
7110210020	Palladum In Lump,Ingots,Cast Bars,Powderor Sponge,Unwrought	18 288	34 637	81 563	156 841
7110290000	Palladum, Wrought	25	160	21 971	22 071
7110310010	Rhodium In Lumps, Ingots,Cast Bars,Powder Or Sponge,Unwrought	133	5 507	7 142	18 556
7110310090	Rhodium, Unwrouht, In Other Form	101	1 496	1 491	8 797
7110390000	Rhodium, Wrought	0	1	0	11
7110410010	Iridium, Osmium & Ruthenium In Lumpsingots,Cast Bars,Powder/Sp	13	31	316	628
7110410090	Iridium, Osmium And Ruthenium, Inother Forms, Unwrought	2 072	14 365	16 468	157 754
7111001000	Silver Or Gold, Clad With Platinumsemi-Manufactured	428	428	10 072	10 072
7112999000	Waste & Scrap Of Oth Precious Metal	0	1	0	22
7113111000	Parts Of Jewellery Of Silver	147	902	195 202	1 323 742
7113119000	Jewellery Of Silver	125	2 096	197 730	1 250 034
7113191000	Parts Of Jewellery Of Other Precious Met	747	1 139	85 790	318 904
7113199000	Jewellery Of Other Precious Metal	3	8 903	9 313	511 280
7113209000	Jewellery Of Base Metal, Clad Withprecious Metal	0	950	0	17 114
7114110000	Articles Of Silversmiths Wares Of Silverwhether Or Not Plated Or Cl	35	546	1 871	188 000
7114190000	Articles Of Goldsmiths Wares Ofoth Precious Metal,	1 134	1 141	9 825	46 679
7114200000	Articles Of Gold&Silversmiths Waresof Base Metals, Clad With Preci	70	265	130 031	479 308
7115100000	Catalysts Of Platinum, In The Form Ofwire Cloth Or Grill	22	1 245	7 956	475 546
7115901000	Other Articles Of Golds Or Silver	26 026	161 184	1 292 842	6 864 013
7115902000	Other Articles Of Metal Clad Withgold Or Silver	0	87	0	29 334
7115909000	Oth Articles Of Precious Metal/Of Metalclad With Precious Metal	0	153	0	16 789
7116200000	Articles Of Precious/Semi-Preciousstones(Natural/Synthetic/Recons	2 110	4 407	251 267	728 129
7117111000	Parts Cuff-Links And Studs, Of Basemetal, Whether Or Not Plated	0	960	0	7 547
7117119000	Cuff-Links And Studs Of Base Metalwhether/Not Plated With Precio	2 294	23 499	76 781	691 815
7117191000	Bangles Of Base Metal, Whether Or Notplated With Precious Metal	154	2 695	5 951	47 555
7117192000	Other Imitation Jewellery Of Base Metalwhether Or Not Plated W/ F	132 943	629 666	314 833	2 353 196
7117199000	Parts Of Oth Imitation Jewellery Of Basemetal,Whether/Not Plated '	11 758	99 925	723 944	3 214 613
7117901100	Bangles,Wholly Of Plastic Or Glass	4	18 635	414	37 777
7117901300	Bangles,Wholly Of Porcelain Or China	0	5	0	560
7117901900	Other Bangles	2 214	20 068	27 938	103 359
7117902100	Other Imitation Jewellerywholly Of Plastics Or Glass	36 805	142 949	56 501	238 151
7117902300	Oth Imitatn Jwllry Of Porcelainor China	0	280	0	4 844
7117902900	Other Imitation Jewellery	52 573	519 141	75 008	1 199 011
7117909100	Parts Of Imitation Jewellerywholly Of Plastics Or Glass	49	1 711	3 103	38 359
7117909200	Part Of Imitat Jwllry Of Wood,Bone,Trtoissshel,Ivory,Horn,Coral,Pearl	0	5	0	574
7117909300	Part Of Imitation Jwllry Of Porcelainor China	0	52	0	2 097
7117909900	Oth Part Of Imitation Jwllry	2 049	31 037	39 498	538 868
7118109000	Oth Coin (Not Gold Coin), Not Beinglegal Tender	0	56	0	33
7118909000	Oth Coin (Oth Than Gold/Silver Coin)	4	4	98	98

I.3. IMPOR MENURUT KOMODITI / IMPORT BY HS COMMODITY

\*\*\* JULI/JULY 2014 \*\*\*

H S	Uraian Komoditi Commodity Description	Berat Bersih / Net Weight (Kg)		Nilai / Value C.I.F (US\$)	
		Bulan ini Current Month	Kumulatif Cum.Jan. to date	Bulan ini Current Month	Kumulatif Cum.Jan. to date
7201100000	Non-Alloy Pig Iron Cont. By Weight 0.5% Or Less Of Phosphorus	435 560	8 323 010	224 964	4 484 983
7201200000	Non-Alloy Pig Iron Cont. By Weight more Than 0.5% Of Phosphorus	150 000	246 011	173 417	284 205
7201500000	Alloy Pig Iron: Spiegeleisen	44 903	59 479	21 565	111 942
7202110000	Ferro-Manganese, Cont. Byweight More Than 2% Of Carbon	918 000	8 556 173	925 716	8 037 026
7202190000	Ferro-Manganese, Cont. Byweight <= Than 2% Of Carbon	1 535 390	9 792 791	2 280 197	12 114 347
7202210000	Ferro-Silicon, Cont. Byweight More Than 55% Of Silicon	1 720 312	9 836 377	2 216 241	12 722 490
7202290000	Ferro-Silicon, Cont. Byweight <= Than 55% Of Silicon	201 847	1 532 392	270 998	3 400 763
7202300000	Ferro-Silico-Manganese	830 000	7 236 293	1 064 251	8 641 383
7202410000	Ferro-Chromium, Cont. Byweight More Than 4% Of Carbon	162 336	1 190 135	284 587	2 161 979
7202490000	Ferro-Chromium, Cont. Byweight <= Than 4% Of Carbon	51 824	1 912 021	147 387	1 284 967
7202600000	Ferro-Nickel	0	194	0	16 899
7202700000	Ferro-Molybdenum	9 571	120 324	210 944	1 647 404
7202800000	Ferro-Tungsten & Ferro-Silico-Tungsten	0	122	0	4 261
7202910000	Ferro-Titanium And Ferro-Silico-Titanium	0	64 001	0	298 891
7202920000	Ferro-Vanadium	648	133 881	33 448	2 439 640
7202930000	Ferro-Niobium	14	43 235	66	1 096 743
7202990000	Other Ferro-Alloys	176 082	1 483 907	484 484	4 214 712
7203100000	Ferrous Products Obtained By Directreduction Of Iron Ore	0	24 416 178	0	9 564 516
7203900000	Other Ferrous Products	1 689	24 361	1 138	70 222
7204100000	Waste And Scrap Of Cast Iron	1 730 803	7 587 635	680 029	2 982 376
7204210000	Waste And Scrap Of Stainless Steel	0	24	0	264
7204290000	Waste And Scrap Of Oth Alloy Steel	0	1 985 289	0	1 296 839
7204300000	Waste & Scrap Of Tinned Iron Or Steel	1 095 550	25 127 577	363 269	7 222 385
7204410000	Turnings, Shavings, Chips, Milling Waste, Sawdust, Filings, Trimmings &	1 468 975	67 153 734	604 900	26 281 527
7204490000	Other Ferrous Waste And Scrap :	79 445 550	1 108 029 545	29 986 804	429 376 241
7204500000	Remelting Scrap Ingots	0	20 540	0	6 768
7205100000	Granules Of Pig Iron, Spiegeleison, Iron Or Steel	749 088	4 951 721	744 073	5 071 456
7205210000	Powder Of Alloy Steel	88 601	878 950	434 594	3 024 240
7205290000	Powder Of Pig Iron, Spiegeleison, Iron Or Steel (Oth Than Alloy Steel)	354 335	3 914 974	703 565	6 009 474
7206101000	Iron&Non-Alloy In Ingots Containing Byweight>0.6% Of Carbon, Excl	56	56	1 882	1 882
7206109000	Iron&Non-Alloy In Ingots Containing Byweight<=0.6% Of Carbon, Exc	386 120	2 464 331	721 884	4 020 525
7206900000	Iron And Non-Alloy In Primary Formother Than Ingots	3 270	334 133	69 704	711 524
7207110000	Semi-Finished Iron/Non-Alloycont. < 0,25% Carbon ,Rectnglr, Square	51 323 217	242 849 082	26 917 681	129 861 767
7207121000	Slabs Of Iron/Non Alloy, Cont.< 0,25%Of Carbon, Other Than Square	232 056 399	1 448 360 921	128 186 094	773 421 210
7207129000	Oth Semi-Finished Iron/Non-Alloycont.< 0,25% Carbon ,Rectnglr, Noi	310 929	2 821 746	498 277	3 983 481
7207190000	Oth Semi-Finished Iron/Non-Alloycont.< 0,25% Of Carbon	23 288 804	59 136 071	12 428 045	34 748 996
7207201000	Slabs Of Iron/Non Alloy, Cont. Byweight > 0.6% Of Carbon	680	19 295 821	1 166	9 941 755
7207202100	Oth Semi-Finished Iron/Non-Alloy Contby Weight>0,6% Of Carbon, R	111	508 285	780	1 607 112
7207202900	Oth Semi-Finished Iron/Non-Alloy Cont. By Weight > 0,6% Of Carbon	5 032 760	111 599 228	2 581 806	68 714 917
7207209200	Oth Semi-Finished Iron/Non-Alloy Cont. Bywght 0,25%<=Carbon<=0,	0	96 692	0	180 987
7207209900	Oth Semi-Finished Iron/Non-Alloy Cont. Byweight 0,25%<=Carbon<=	19 574 623	201 435 031	10 074 512	109 312 564
7208100000	Flat-Rolled Iron/Nas, Relief, Hot Rolledwidth > 600 Mm	20 254	2 351 744	33 846	1 762 955
7208250000	Flat-Rolled Iron/Nas, Pickled, Hot Rolledwidth>600 Mm, Thick>=4.75M	5 088 512	29 038 312	3 802 067	22 091 166
7208260000	Flat-Rolled Iron/Nas, Hot Rollpickled, Width>600Mm, 3 Mm<Thick<4,	12 077 135	86 834 130	8 962 512	65 318 328
7208271000	Flat-Rolled Iron/Nas, Pickled, Hot Rolledwidth>600Mm, Of A Thick<2 I	6 116 934	51 398 493	4 489 790	38 886 876
7208279000	Flat-Rolled Iron/Nas, Pickled, Hot Rolledwidth>600Mm, Of A 2Mm<Thi	14 363 174	101 606 386	10 538 241	75 701 689
7208360000	Flat-Rolled Iron/Nas, Hot Rolledwidth>600 Mm, Thick>10 Mm	3 280 850	14 882 527	2 230 781	9 509 984
7208370000	Flat-Rolled Iron/Nas, Hot Rolledwidth >600 Mm, Of A 4,75< Thick< 1	9 776 577	64 931 070	6 271 303	43 010 166
7208380000	Flat-Rolled Iron/Nas, Hot Rolledwidth >600 Mm, Of A 3< Thick< 4,75	13 579 086	82 184 238	7 925 655	49 163 913
7208390000	Flat-Rolled Iron/Nas, Hot Rolledwidth >600 Mm, Thick< 3 Mm	36 591 559	332 254 649	21 662 540	197 452 857
7208400000	Flat-Rolled Iron/Nas, Not In Coilsrelief, Hot Rolled	41 442	6 574 136	66 304	4 223 665
7208510000	Flat-Rolled Iron/Nas, Width>600 Mm, Of A Thickness>10 Mm, Hot Rol	22 031 763	131 461 485	15 384 136	92 972 929
7208520000	Flat-Rolled Iron/Nas, Width >600 Mm, 4,75 < Thickness < 10 Mm, Ho	14 524 832	84 886 677	10 307 932	61 515 091
7208530000	Flat-Rolled Iron/Nas, Width >600 Mm, 3 < Thickness < 4,75 Mm, Hot I	19 840	430 363	28 221	412 585
7208540000	Flat-Rolled Iron/Nas, Hot Rolledwidth >600 Mm, Thickness < 3 Mm	10 362	650 302	34 694	659 421
7208900000	Other Flat-Rolled Iron/Nas	1 804 814	16 798 712	1 253 767	13 672 154
7209150000	Flat-Rolled In Coils, Cold-Rolledwidth>600Mm, Thickness>3 Mm	619 403	4 629 660	532 026	3 844 181
7209160010	Flat-Roll, In Coils, Pickled/Not, Cold-Roll1<Thick<3Mm, 600<Width<12	3 043 990	25 220 460	2 206 560	23 046 422
7209160090	Flat-Roll, In Coils, Pickled/Not, Cold-Roll1<Thick<3Mm, Width>1250 M	11 723 516	94 337 670	9 084 864	76 262 764
7209170010	Flat-Roll, In Coils, Pickled/Not, Cold-Roll0.5<Thick<1Mm, 600<Width<7	9 468 931	72 639 403	6 786 554	56 910 760
7209170090	Flat-Roll, In Coils, Pickled/Not, Cold-Roll0.5<Thick<1Mm, Width>1250	18 782 107	148 401 980	14 461 363	120 428 814
7209181000	Tin-Mill Blackplate (Tmbp), Cold-Rollof A Thickness < 0.5 Mm	15 531 680	84 359 835	13 198 125	70 255 284
7209189100	Flat-Roll, In Coils, Pickled/Not, Cold-Rollthick<0.17Mm, Cont Wght<0.6	0	162	0	41 471
7209189900	Flat-Roll, In Coils, Pickled/Not, Cold-Roll0.5Mm<Thick<0.17Mm, Cont	19 921 817	128 055 721	14 428 273	91 772 802

**I.3. IMPOR MENURUT KOMODITI / IMPORT BY HS COMMODITY**  
**\*\*\* JULI / JULY 2014 \*\*\***

HS	Uraian Komoditi Commodity Description	Berat Bersih / Net Weight (Kg)		Nilai / Value C.I.F (US\$)	
		Bulan ini Current Month	Kumulatif Cum.Jan. to date	Bulan ini Current Month	Kumulatif Cum.Jan. to date
7209250000	Flat Of Iron/Non-Alloy, Not Incoil Cold Rolled, Of A Thickness >= 3 M	13 587	110 994	14 307	138 998
7209260010	Flat Of Iron/Non-Alloy, Not Coil,Coldrolled,1Mm<Thickness<3Mm,V	0	1 083	0	3 139
7209260090	Flat Of Iron/Non-Alloy, Not Coil,Coldrolled,1 Mm<Thickness<3Mm,V	0	1 198	0	2 287
7209270010	Flat Of Iron/Non-Alloy,Not Coil,Coldrolled,0.5Mm=<Thicknes<1Mm,	519	141 875	2 569	77 926
7209270090	Oth Flat Of Iron/Non-Alloy,Not In Coil,Cold Rolled,0.5Mm =< Thickn	5 871	23 120	18 035	59 289
7209901000	Flat Of Iron/Non-Alloy, Cold-Rolled,Corrugated Form	402 637	1 159 333	558 240	2 338 242
7209909000	Flat Of Iron/Non-Alloy, Cold-Rolled,Other Than Corrugated Form	0	172 034	0	213 791
7210111000	Flat-Rolled Of Iron/Nas,Carbon>=0.6%,Plated Or Coated With Tin,Th	114 339	524 692	167 086	739 150
7210119000	Flat-Rolled Of Iron/Nas,Carbon< 0.6%,Plated Or Coated With Tin,Thi	1 320 598	12 836 350	1 493 459	15 976 716
7210121000	Flat-Rolled Of Iron/Nas,Carbon>=0.6%,Plated Or Coated With Tin,Th	1 790 196	16 307 568	2 064 541	18 947 067
7210129000	Flat-Rolled Of Iron/Nas,Carbon<0.6%,Plated Or Coated With Tin,Thic	5 013 569	57 216 061	5 222 487	61 525 271
7210201000	Flat-Rolled Of Iron/Nas,Carbon>=0.6%Plated Or Coated With Lead,1	102 677	675 237	175 131	994 974
7210209000	Flat-Rolled Of Iron/Nas,Carbon>=0.6%Plated Or Coated With Lead,1	372 550	2 808 003	592 480	4 893 508
7210301100	Flat-Rolled Of Iron/Nas,Carbon<0.6%Plated With Elctrolitically,Thick	4 695 619	41 695 516	3 985 049	37 543 406
7210301200	Flat-Rolled Of Iron/Nas,Crbon<0.6%Platedwith Elctrolitically,1.5Mm	98 090	1 518 669	79 212	1 425 262
7210301900	Flat-Rolled Of Iron/Nas,Crbon<0.6%Platedwith Elctrolitically,1.5Mm	317 281	4 090 652	287 750	3 632 459
7210309100	Flat-Roll Of Iron/Nas,Crbon>=0.6%Platedwith Elctrolitically,1.2Mm>	49 250	139 385	39 154	158 502
7210309900	Flat-Rolld,Iron/Nas,Crbon>=0.6%Platedwith Elctrolitically,1.2Mm<	106 784	4 004 774	87 019	2 838 533
7210411100	Flat-Rolled,Iron/Nas,Othws Plated Zinccorrugated,Thick<=1.2Mm,W	0	152 014	0	108 657
7210411900	Flat-Rolled,Iron/Nas,Othws Plated Zinccorrugated,1.5Mm<Thick,Wg	0	223	0	275
7210491100	Flat-Rolld,Iron/Nas,Othws Plat Zinc-Ironnot Crrgtd,1.2Mm>=Thick,V	7 951 468	59 738 533	7 104 224	54 120 139
7210491200	Flat-Rolld,Iron/Nas,Othws Plat Zinc-Ironnot Crrgtd,1.2Mm>=Thick,V	7 786 060	61 139 314	6 399 326	50 390 938
7210491300	Flat-Rolld,Iron/Nas,Othws Plat Zinc-Ironn-Crrgtd,1.2Mm<Thick<=1.5	818 793	6 883 324	719 854	5 781 577
7210491900	Flat-Rolld,Iron/Nas,Othws Plat Zinc-Ironn-Crrgtd,Thick>1.5Mm,Wgh	2 397 004	22 072 659	2 270 478	20 617 276
7210499100	Flat-Rolld,Iron/Nas,Othws Plat Zinc-Ironn-Crrgtd,1.2Mm>=Thick,Wg	29 670	210 940	23 656	184 055
7210499900	Flat-Rolld,Iron/Nas,Othws Plat Zinc-Ironn-Crrgtd,1.2Mm<Thick,Wgh	76	20 896	281	18 508
7210500000	Flat-Rolled Iron/Non-Alloy Plated Withchromium & Or Chromium Oxi	1 270 967	14 848 862	1 416 931	16 720 516
7210611100	Flat-Rolld,Iron/Nas,Plated Alumnm-Zinc,1.2Mm>Thickness,Weight<	34 791 262	200 214 458	28 865 939	166 522 283
7210611200	Flat-Rolld,Iron/Nas,Plated Alumnm-Zinc,1.2Mm<Thickness<1.5Mm,	0	415 930	0	365 240
7210611900	Flat-Rolld,Iron/Nas,Plated Alumnm-Zinc,1.5Mm>Thickness,Weight<	147 996	2 390 024	91 590	2 028 289
7210619100	Flat-Rolld,Iron/Nas,Plated Alumnm-Zinc,1.2Mm>Thickness,Weight>	0	3 034 439	0	2 518 106
7210619900	Flat-Rolld,Iron/Nas,Plated Alumnm-Zinc,1.2Mm<=Thickness,Weight:	0	116	0	3 139
7210691100	Flat-Rolld,Iron/Nas,Plated Alumnm,1.2Mm<=Thickness,Weight<0.6%	92 520	2 061 522	101 322	2 090 726
7210691900	Flat-Rolld,Iron/Nas,Plated Alumnm,1.5Mm>Thickness,Weight<0.6%	61 561	584 074	60 846	634 348
7210699900	Flat-Rolld,Iron/Nas,Plated Alumnm,1.2Mm<=Thickness,Weight>=0.6%	26 480	31 749	27 009	65 574
7210701000	Flat-Rollof Iron/Nas,Painted, Varnished,Coated Plastics,Carbon<0.6%	6 009 707	68 321 451	5 758 551	72 474 997
7210709000	Flat-Rollof Iron/Nas,Painted, Varnished,Coated Plastics,Carbon<0.6%	38 333	1 384 232	143 461	2 510 199
7210901000	Flat-Rollof Iron/Nas,Plated,Coated Othmetal,Carbon<0.6%,Thick<=1	999 916	8 194 895	984 453	8 562 998
7210909000	Flat-Rollof Iron/Nas,Plated,Coated Othmetal,Carbon<0.6%,Thick>1.!	290 144	1 702 255	689 585	3 651 423
7211131000	Roll-On 4 Face/In Cload Box,Hr,Notclad,Hoop&Strip,150 Mm<Width	0	255	0	8 753
7211139090	Roll-On 4 Face/In Cload Box,Hr,Notclad,Crrgtd,Crbn>=0.6%,Thick<=	0	18 909	0	13 215
7211141100	Flatroll,Iron/Nas,Hr,Notclad,Hoop&Strip,4.75Mm<=Thick<=10Mm,M	185 885	1 850 138	267 426	2 593 838
7211141200	Flatroll,Iron/Nas,Hr,Notclad,Corrugted,4.75Mm<=Thick<=10Mm,Crt	3 533	3 533	8 323	8 323
7211141900	Oth Flatroll,Iron/Nas,Hr,Notclad,4.75Mm<=Thick<=10Mm	100 378	880 911	104 742	812 762
7211142100	Flatroll,Iron/Nas,Hr,Notclad,Hoop&Strip,Thick>10Mm,Width<=400	0	58 592	0	70 431
7211142900	Oth Flatroll,Iron/Nas,Hr,Notclad,Thick>10Mm	100 977	775 059	128 587	735 183
7211191100	Flatroll,Iron/Nas,Hr,Notclad,Hoop&Strip,4.75Mm>Thick>=2Mm,Wid	92 285	735 902	131 494	842 480
7211191900	Oth Flatroll,Iron/Nas,Hr,Notclad,4.75Mm>Thick>=2Mm	291 177	2 042 720	303 544	2 083 964
7211192100	Flatroll,Iron/Nas,Hr,Notclad,Hoop&Strip,Thick<2Mm,Width<=400	0	25 773	0	37 080
7211192900	Flatroll,Iron/Nas,Hr,Notclad,2Mm>Thick>0.17Mm	968	17 398	7 140	38 387
7211231000	Flatroll,Iron/Nas,Cr,Notclad,Crbon<0.25%Corrugated	3	4	39	78
7211232000	Flatroll,Iron/Nas,Cr,Notclad,Crbon<0.25%Hoop&Strip,Width<=400M	184 022	1 413 433	279 712	1 984 225
7211239010	Flatroll,Iron/Nas,Cr,Notclad,Crbon<0.25%Thickness>40Mm	26 971	26 971	29 668	29 668
7211239090	Oth Flatroll,Iron/Nas,Cr,Notclad,Crbon<0.25%	21 152	96 261	24 426	109 646
7211292000	Flatrol,Iron/Nas,Cr,Notclad,Crbon>=0.25%Hoop&Strip,Width<=400M	212 447	1 944 899	451 162	4 286 214
7211293000	Flatrol,Iron/Nas,Cr,Notclad,Crbon>=0.25%Thickness<=0.17Mm	0	6 574	0	10 564
7211299000	Oth Flatroll,Iron/Nas,Cr,Notclad,Crbon>=0.25%	138 498	984 826	250 178	1 646 180
7211901000	Oth Hoop&Strip Iron/Not Alloy,Not Clad Width < 400Mm	0	9 195	0	17 469
7211903000	Oth Flat-Rolled Iron/Not Alloy,Not Cladthickness <= 0.17 Mm	0	1	0	29
7211909000	Oth Flat-Rolled Iron/Not Alloy,Not Cladthickness > 0.17 Mm	17 855	377 925	42 279	394 946
7212101000	Flat-Rolled,Iron/Nas,Plated W/ Tin,Clad,Width<=400Mm,Hoop&Strij	0	88 097	0	132 985
7212109100	Flat-Rolled,Iron/Nas,Plated W/ Tin,Clad,400Mm<Width<600Mm,Ca	0	52 478	0	39 985
7212109900	Flat-Rolled,Iron/Nas,Plated W/ Tin,Clad,400Mm<Width<600Mm,Ca	2 085	236 869	2 743	281 978
7212201000	Flat-Rolled,Iron/Nas,Electroltcly Zinc,Width<=400Mm,Hoop&Strip	243 100	2 947 675	270 594	2 942 455

I.3. IMPOR MENURUT KOMODITI / IMPORT BY HS COMMODITY

\*\*\* JULI/JULY 2014 \*\*\*

H S	Uraian Komoditi Commodity Description	Berat Bersih / Net Weight (Kg)		Nilai / Value C.I.F (US\$)	
		Bulan ini Current Month	Kumulatif Cum.Jan. to date	Bulan ini Current Month	Kumulatif Cum.Jan. to date
7212202000	Flat-Rolled,Iron/Nas,Electrolytically Zinc,Width<=400Mm,Carbon<0.6%	13 754	47 958	47 724	195 650
7212209000	Oth Flat-Rolled,Iron/Nas,Electrolytically Zinc	51 891	1 080 828	98 110	2 885 011
7212301000	Flat-Rolled,Iron/Nas,Plated Zinc,Clad,Width<=400Mm,Hoop&Strip	0	364 526	0	290 713
7212302000	Flat-Rolled,Iron/Nas,Plated Zinc,Clad,Carbon<0.6%,Thick<=1.5Mm	0	85 340	0	71 660
7212309100	Flat-Rolled,Iron/Nas,Plated Iron-Zinc,Carbon<0.04%,Thick<=1.5Mm	0	9 979	0	15 730
7212309900	Flat-Rolled,Iron/Nas,Plated Iron-Zinc,Carbon>=0.04%,Thick<=1.5Mm	16 588	594 196	14 732	358 004
7212401000	Flat-Rolled,Iron/Nas,Coated Plastic,Painted,Varnished,Hoop&Strip,V	466 726	2 558 129	551 578	2 576 849
7212402000	Flat-Rolled,Iron/Nas,Coated Plastic,Painted,Varnished,Thick<=1.5Mm	47 378	180 874	48 724	187 003
7212409000	Flat-Rolled Iron/Not Alloy, Other Shape,Painted, Varnished/Coated	1 782 780	12 451 095	2 927 967	19 738 484
7212501100	Hoop,Strip Iron/Not Alloy, Width<400 Mm,Coated With Chromium	203	3 237	1 591	20 469
7212501900	Flat-Rolled Iron/Not Alloy, Otherwiseplated Or Coated	38 606	492 275	186 639	818 702
7212502100	Hoop,Strip Iron/Not Alloy, Width<400 Mm,Coated With Aluminium-	103 265	1 000 400	98 008	920 844
7212502200	Flat-Rolled Iron/Not Alloy, Carbon<0.6%,Thick > 1.5 Mm, Coated Alu	0	134 266	0	108 757
7212502900	Flat-Rolled Iron/Not Alloy, Otherwiseplated Or Coated	165	1 319	713	12 749
7212509100	Other Hoop,Strip Iron/Not Alloy, Width<400 Mm	11	5 020	209	18 186
7212509200	Other Flat-Rolled Iron/Not Alloy,Carbon<0.6%, Thick > 1.5 Mm	0	433 263	0	893 095
7212509900	Flat-Rolled Iron/Not Alloy, Otherwiseplated Or Coated	111 645	1 172 831	231 571	1 270 593
7212601000	Hoop,Strip Iron/Not Alloy, Clad Width< 400Mm	73 353	501 304	332 098	2 116 420
7212602000	Flat-Rolled Iron/Not Alloy, Carbon<0.6%,Thick > 1.5 Mm, Clad	0	10 536	0	28 339
7212609000	Flat-Rolled Iron/Not Alloy, Clad	10 882	249 469	38 594	240 573
7213100000	Containing Indentations,Ribs,Grooves Ofcircular Crosssection <= 50	0	28 906	0	59 471
7213200000	Other Bars, Rods, Hot-Rolled , In Irreg.Of Free-Cutting Steel	23 310	616 211	115 234	1 264 954
7213911000	Bar,Hot-Roll,Irreg. Wound Coil,Iron/Non-Alloy Steel,Less 14Mm,For	0	314 847	0	213 745
7213912000	Bar,Hot-Roll,Irreg. Wound Coil,Iron/Non-Alloy Steel,Less 14Mm,For	0	1 183 701	0	841 053
7213919000	Oth Bar,Hot-Roll,Irreg. Wound Coil,Iron/Non-Alloy Steel,Oth Free-Cu	6 195 206	49 407 493	4 912 449	38 367 017
7213999000	Oth Bar,Hot-Roll,Irreg. Wound Coil,Iron/Non-Alloy Steel,Circular Les	1 531 533	9 576 599	1 623 795	10 185 757
7214101100	Oth Bars,Rods Of Iron, Non-Alloy Steelforged,Carbon<0.6%,Circul Cr	351 872	4 482 940	265 229	3 454 439
7214101900	Oth Bars,Rods Of Iron, Non-Alloy Steelforged,Carbon<0.6%,Not Circu	81 697	1 546 809	260 317	2 616 093
7214102100	Oth Bars,Rods Of Iron, Non-Alloy Steelforged,Carbon>=0.6%,Circul C	5 061	110 688	6 947	106 750
7214102900	Oth Bars,Rods Of Iron, Non-Alloy Steelforged,Carbon >= 0.6%,Not Ci	6 054	414 321	111 318	524 404
7214203100	Cont. Indentation,Rib,Groove,Carbon<0.6%Circ. Cross-Section,For C	0	177 634	0	157 049
7214203900	Cont. Indentation,Rib,Groove,Carbon<0.6%Circ. Cross-Sect. Not For	0	7	0	5 264
7214204900	Cont. Indentation,Rib,Groove,Carbon<0.6%Not Circ.Cros.Sec.Not Fo	0	120 985	0	140 087
7214205900	Cont.Indentation,Rib,Groove,Carbon>=0.6%Circ. Cross-Sect. Not For	0	127	0	5 434
7214206900	Cont.Indentation,Rib,Groove,Carbon>=0.6%Not Circ.Cros.Sec.Not Fc	2	240 295	556	160 186
7214300000	Other Bars & Rods, Not Forged, Of Free-Cutting Steel	0	622 692	0	819 072
7214911010	Concrete Steel, Hot-Rolled,Hot-Drawn ,Hot-Extruded, Carbon < 0.6%	1 304 309	5 672 089	467 918	2 376 040
7214911020	Shaft Bars, Manganese Steel, Hot-Rolled,Hot-Drawn, Hot-Extruded, )	151 090	801 724	302 579	1 683 063
7214911090	Other Bars & Rods, Hot-Rolled,Hot-Drawnor Hot-Extruded, Carbon <	656 233	2 719 649	877 968	2 660 798
7214912010	Concrete Steel, Hot-Rolled,Hot-Drawn ,Hot-Extruded, Carbon >= 0.6	343 538	1 188 903	513 584	2 082 710
7214912020	Shaft Bars, Manganese Steel, Hot-Rolled,Hot-Drawn, Hot-Extruded, )	0	15 570	0	68 471
7214912090	Other Bars & Rods, Hot-Rolled,Hot-Drawnor Hot-Extruded, Carbon >	220 207	1 040 212	189 426	997 169
7214991010	Carbon,Oth Than Of Circular Cross-Section: Concrete Steel	1 838 985	10 399 592	1 032 573	6 416 993
7214991020	Carbon, Other Than Of Circular Cross-Section:Shaft Bars; Manganese	175 210	1 441 360	440 940	2 832 770
7214991090	Oth. Carbon, Other Than Of Circularcross-Section	1 914	17 289	4 520	55 127
7214999020	Oth. Carbon, Other Than Of Circularcross-Sect:Shaft Bars; Manganes	5 551 630	45 594 315	5 593 539	46 480 409
7214999090	Oth.Than Concrete Steel, Shaft Bars,Manganese Steel	29 826	803 322	33 289	915 731
7215100000	Oth Bars & Rods Of Iron/Non-Alloy Steelfree-Cutting Steel,Cold-Forr	280 748	3 108 208	618 536	5 258 113
7215501000	Oth Bars & Rods Of Iron/Non-Alloy Steelcontaining By Weight 0.6% )	95 767	1 208 360	310 650	1 508 222
7215509900	Oth Bars & Rods Of Iron/Non-Alloy Steel,Cont.Carbon<0.6%,Not For	581 196	3 836 606	1 045 120	6 869 042
7215901000	Oth Mangan Steel/Shaft Bars,Containingby Weight Less Than 0.6% C	1 263	735 727	1 777	183 437
7215909000	Manganese Steel/Shaft Bars,Containing Byweight Less Than 0.6% Of	306 753	2 826 575	370 168	2 914 548
7216100000	U, I Or H Sections , Not Further Workedthan Hot-Rolled, Of A Height	130 614	1 786 787	194 611	2 362 817
7216210000	L Section Of Iron/Non-Alloy Steel, Notworked Than Hot-Rolled,Of A	698 724	3 713 942	583 812	2 923 027
7216220000	T Section Of Iron/Non-Alloy Steel, Notworked Than Hot-Rolled,Of A	14 506	196 086	13 348	182 870
7216310000	U, I Or H Sections, Not Further Workedu Sections	1 065 839	4 439 735	984 141	3 984 587
7216320000	U, I Or H Sections, Not Further Workedi Sections	913 618	6 700 152	586 986	4 203 575
7216330000	U, I Or H Sections, Not Further Workedh Sections	3 007 699	22 844 968	2 396 356	19 257 148
7216400000	L/T Sect,Not Further Work Than Hot-Rollhot-Drawn/Extrud,A Height	111 329	12 883 972	75 085	8 515 342
7216501000	Oth Angles,Shapes&Sections,Not Furtherof A Height Of Less Than 8C	90 125	1 179 492	86 718	1 163 668
7216509000	Oth Angles, Shapes & Sect,Not Further Ofa Height Of More Than 80	1 835 670	16 160 664	1 631 673	14 468 523
7216610000	Angles,Shapes&Sections,Not Worked Thancold-Formed,Obtain Fron	460	2 470	987	16 098
7216690000	Angle,Shape&Sect,Not Workthan Cold Formoth Than Obtain From F	256 460	2 413 159	459 519	4 150 576
7216910000	Oth Angles,Shapes&Sect,Not Further Workcold Form/Finish From Fl	52 492	448 614	23 177	344 174



### I.3. IMPOR MENURUT KOMODITI / IMPORT BY HS COMMODITY

\*\*\* JULI / JULY 2014 \*\*\*

HS	Uraian Komoditi Commodity Description	Berat Bersih / Net Weight (Kg)		Nilai / Value C.I.F (US\$)	
		Bulan ini Current Month	Kumulatif Cum.Jan. to date	Bulan ini Current Month	Kumulatif Cum.Jan. to date
7216990000	Oth Angles,Shapes&Sect,Not Further Workoth Than Cold Form/Finis	724 887	8 134 725	624 958	6 908 444
7217101000	Wire Of Iron/Non-Alloy Steel,Not Platd/Coated,Cont.Carbon < 0.25%	4 172 640	13 841 420	1 429 930	5 400 000
7217102200	Wire: Bead,Flat Hard Steel Reed,Prestresconcrete Steel,0.25%>Cont	165 942	1 002 865	247 352	1 523 323
7217102900	Other Wire Of Iron Or Non-Alloy Steel,Not Plate/Coated, 0.25% =< C	961 487	12 942 788	1 211 015	10 611 148
7217103110	Prestressed Concrete Steel Wire,Contain Carbon>=0.6% By Weight	1 003	689 649	10 768	622 983
7217103190	Wire: Spokes,Bead,Reed,Free Cut.Steelcontain Carbon>=0.6% By We	22 327	268 096	15 255	340 202
7217103900	Other Wire Of Iron Or Non-Alloy Steel,Not Plated/Coated, Cont. Carl	1 169 034	6 781 864	1 023 389	6 575 696
7217201010	Wire Of Iron/Non-Alloy Steel,Plated W/Zinc > 240Gr/M2, Cont.Carbu	197 370	2 168 051	177 071	1 906 209
7217201090	Wire Of Iron/Non-Alloy Steel,Plated W/Zinc <= 240Gr/M2, Cont.Carl	1 005 079	6 320 885	362 696	2 411 787
7217202000	Wire Of Iron/Non-Alloy Steel,Plated W/Zinc,Cont.Carbon>0.25% & <	23 780	156 646	97 992	641 612
7217209100	High Carbon Steel Core Wire,For Almniumconductors Steel Reinforc	948	8 530	65 219	550 418
7217209900	Oth Than High Carbonsteel Core Wire,Foraluminium Conduct Steel F	312 684	1 135 115	571 311	3 323 812
7217301100	Wire Of Iron/Non-Alloy Steel,Plated Orcoated With Tin,Cont.Carbon	0	17	0	512
7217301900	Wire Of Iron/Non-Alloy Steel,Plated Orcoated With Out Tin,Cont.Cai	2 378	61 922	24 536	152 334
7217302900	Wire Of Iron/Non-Alloy Steel,Plated Orcoated W/Out Tin,Cont.0.25%	0	8 272	0	86 980
7217303110	Copper Alloy Coated W/Brass Of Pneumaticrubbers Tyre	1 228 776	13 405 284	1 721 367	17 192 415
7217303190	Copper Alloy Coated With Other Copperalloys Of Pneumatic Rubber	659 555	5 487 785	715 516	6 263 801
7217303200	Wire Of Iron/Non-Alloy Steel,Plated/Coatwith Tin, Cont.Carbon>=0.1	507 922	2 606 508	560 485	2 879 228
7217303900	Wire Of Iron/Non-Alloy Steel,Plated/Coatwi/Out Tin & Copper, Cont	239 009	2 008 983	395 311	3 216 531
7217901000	Oth Wire Iron/Non-Alloy Steel,Plate/Coatwith Other Metals, 0.25%<	103 752	815 007	183 798	1 192 630
7217909000	Oth Wire Iron/Non-Alloy Steel,Plate/Coatwith Other Metals, 0.25%>	23 303	146 471	13 551	532 319
7218100000	Ingots & Oth Primary Forms Of Stainlesssteel	5 191	34 696	28 629	198 486
7218910000	Semi-Finished Prod.Of Stainless Steel Ofrectangular (Not Square) Cro:	13 288	106 404	50 550	170 530
7218990000	Oth Semi-Finished Prod.Of Stainlesssteel	488 348	3 584 783	3 076 407	25 985 962
7219110000	Flat-Roll Prod Of Stainless Steel,Hotrolled,In Coil Of A Thick Exceed 1	0	95 010	0	212 037
7219120000	Flat-Roll Prod Of Stainless Steel,Hotroled,In Coil Of A 4.75Mm=<Thic	470 927	4 656 025	1 013 466	8 738 112
7219130000	Flat-Roll Prod Of Stainless Steel,Hotrolled,In Coil Of A 3Mm<=Thick<	5 068 313	42 458 457	8 534 215	66 604 674
7219140000	Flat-Roll Prod Of Stainless Steel,Hotrolled,In Coil Of A Thickness<=3M	3 370 755	23 694 136	4 319 810	32 295 481
7219210000	Flat-Roll Prod Of Stainless Steel,Hotrolled,Not In Coil Of A Thick > 10	315 925	4 227 085	662 348	8 272 912
7219220000	Flat-Roll Prod Of Stainless Steel,Hotroll,Not In Coil Of 4.75Mm=<Thic	1 854 751	9 587 854	4 198 455	20 396 629
7219230000	Flat-Roll Prod Of Stainless Steel,Hotroll,Not In Coil Of A 3Mm<=Thick	986 996	6 574 589	2 079 067	13 520 097
7219240000	Flat-Roll Prod Of Stainless Steel,Hotrolled,Not In Coil Of A Thickness-	78 510	942 089	61 200	1 285 969
7219310000	Flat-Rolled Prod.Of Stainless Steel,Cold Rolled, Of A Thickness >= 4.7	15 656	124 277	32 042	340 421
7219320000	Flat-Rolled Prod.Of Stainless Steel,Cold Rolled, 3 Mm =< Thickness <	103 331	1 635 489	283 002	4 019 672
7219330000	Flat-Rolled Prod.Of Stainless Steel,Cold Rolled, 1 Mm < Thickness < 3	4 336 362	22 948 204	7 283 339	40 555 745
7219340000	Flat-Rolled Prod.Of Stainless Steel,Cold Rolled, 0.5 Mm =< Thickness	1 890 811	13 614 839	3 546 822	24 882 212
7219350000	Flat-Rolled Prod.Of Stainless Steel, Ofa Thickness < 0.5 Mm	538 892	5 321 335	988 126	10 192 455
7219900000	Oth Flat-Roll Prod.Of Stainless Steel,Thick>=1.5Mm & <125Mm Patt	3 204 287	8 178 794	2 425 792	7 595 970
7220111000	Hoop & Strip Of Stainless Steel, Hotrolled,Of A Thick >= 4.75 Mm,Wi	46 231	988 032	104 495	1 953 655
7220119000	Hoop & Strip Of Stainless Steel, Hotroled,Of A Thick >= 4.75 Mm,Wic	544 717	15 363 723	467 616	12 348 429
7220121000	Hoop & Strip Of Stainless Steel, Hotrolled,Of A Thick < 4.75 Mm,Wid	15 637	101 695	86 506	418 393
7220129000	Hoop & Strip Of Stainless Steel, Hotrolled,Of A Thick < 4.75 Mm,Wid	54 348	505 102	932 891	4 616 257
7220201000	Hoop & Strip Of Stainless Steel, Coldrolled, Width < 400Mm	72 462	785 482	456 873	3 913 895
7220209000	Hoop & Strip Of Stainless Steel, Coldrolled, Width>400Mm	302 993	2 107 356	711 107	4 405 423
7220901000	Hoop & Strip Of Stainless Steel, Notcold Rolled, Width < 400Mm	30 013	171 354	183 181	1 540 331
7220909000	Hoop & Strip Of Stainless Steel, Notcold Rolled, Width > 400Mm	670 112	6 688 508	1 385 710	11 768 424
7221000000	Bars & Rods, Hot-Rolled,In Irregularlywound Coils, Of Stainless Steel	474 065	1 049 629	1 254 284	2 775 155
7222110000	Bars,Rods, Hot-Rolled, In Irregularly Ofcircular Cross-Section	167 490	2 090 591	214 018	3 454 448
7222190000	Bars,Rods, Hot-Rolled, In Irregularly Ofnot Circular Cross-Section	502 033	8 655 475	628 840	7 671 397
7222201000	Bars,Rods, Cold-Formed Or Cold-Finishedof Circular Cross-Section	81 342	1 217 717	304 121	5 399 119
7222209000	Bars,Rods, Cold-Formed Or Cold-Finishedof Not Circular Cross-Sectic	124 408	1 589 801	572 583	5 468 659
7222301000	Other Bars And Rods Of Circular Cross-Section	131 863	265 322	128 954	426 369
7222309000	Other Bars And Rods Of Not Circularcircular Cross-Section	390 338	3 050 632	767 799	5 352 638
7222401000	Angles,Shapes&Sections,Not Further Workthan Hot-Rolled,Hot-Draw	84 015	321 477	172 168	756 123
7222409000	Angles,Shapes&Sections, Further Workedthan Hot-Rolled,Hot-Draw	202 267	1 609 486	259 582	2 360 224
7223000000	Wire Of Stainless Steel Having A Cross-Sectional Dimension Exceedir	1 391 337	7 846 070	5 131 228	29 238 121
7224100000	Ingots & Oth Primary Forms Of Oth Alloysteel	77 880	966 444	85 848	1 091 558
7224900000	Semi-Finished Prod. Of Oth Alloy Steel	2 304 212	26 489 792	1 837 042	21 597 799
7225110000	Grain-Oriented Of Silicon-Elect Steel Awidth Of 600 Mm Or More.	566 558	7 022 344	998 638	11 215 841
7225190000	Oth Than Grain-Orient Of Silicon-Electsteel A Width Of 600 Mm Or M	1 491 058	16 288 220	1 446 537	15 322 118
7225301000	Flat-Roll High Speed Steel,Width>=600Mm,Not Further Worked Tha	1	1 899 751	646	1 090 342
7225309000	Flat-Roll Not High Speed Steel,W.>=600Mmnot Further Worked Tha	1 346 380	16 169 608	1 149 301	13 976 966
7225401000	Flat-Roll High Speed Steel,Width>=600Mm,Not Further Work Th Ho	151 448	29 826 189	285 065	18 634 365
7225409000	Flat-Roll Not High Speed Steel,W.>=600Mmnot Further Work Th Ho	1 340 903	24 842 058	2 093 831	27 407 344

**I.3. IMPOR MENURUT KOMODITI / IMPORT BY HS COMMODITY**
**\*\*\* JULI/JULY 2014 \*\*\***

H S	Uraian Komoditi Commodity Description	Berat Bersih / <i>Net Weight</i> (Kg)		Nilai / <i>Value C.I.F</i> (US\$)	
		Bulan ini	Kumulatif	Bulan ini	Kumulatif
		<i>Current Month</i>	<i>Cum.Jan. to date</i>	<i>Current Month</i>	<i>Cum.Jan. to date</i>
7225501000	Flat-Roll High Speed Steel,Width>=600Mm,Not Further Worked Tha	900	197 847	4 480	275 612
7225509000	Flat-Roll Not High Speed Steel,W.>=600Mmnot Further Worked Tha	8 232 239	98 173 538	6 612 068	77 231 890
7225919000	Oth Flat-Roll Not Hi.Sped Stel,W.>=600Mmelectrolytically Plated/Cc	910 617	8 370 122	1 017 177	7 365 498
7225929000	Oth Flat-Roll Not Hi.Sped Stel,W.>=600Mmotherwise Plated Or Coal	4 986 473	33 348 404	3 290 731	24 431 771
7225991000	Oth Flat-Roll High Speed Steel,W.>=600Mmotherwise Plated Or Coa	0	609 580	0	532 506
7225999000	Oth Flat-Roll Not Hi.Sped Stel,W.>=600Mmotherwise Plated Or Coal	2 227 008	28 691 157	2 151 353	27 610 199
7226111000	Hoop & Strip, Grain-Oriented Of Silicoelectrical Steel, Of A Width <	4 958	1 024 010	17 645	1 861 464
7226119000	Hoop & Strip, Grain-Oriented Of Silicoelect Steel, Of A Width >400	458 589	4 338 719	914 583	8 962 445
7226191000	Hoop,Strip,Oth Than Grain-Orient Ofsilicon Elect Steel,Of A Width<=	53 088	830 654	185 082	1 705 326
7226199000	Hoop,Strip,Oth Than Grain-Orient Ofsilicon Elect Steel,Of Width>400	126 380	1 778 610	171 182	3 045 406
7226201000	Hoop & Strip Of High Speed Steel Of Awidth <= 400 Mm	0	572	0	11 935
7226209000	Hoop & Strip Of High Speed Steel Of Awidth > 400 Mm, < 600Mm	0	35 944	0	99 469
7226911000	Hoop,Strip Of Oth Alloy Steel,Hot Rolledof A Width <= 400 Mm	419 106	1 031 208	706 242	1 911 557
7226919000	Hoop,Strip Of Oth Alloy Steel,Hot Rolledwidth >400 Mm, <=600Mm	15 102	2 136 027	30 372	3 184 082
7226921000	Hoop,Strip Of Oth Alloy Steel, Coldrolled, Of A Width <= 400 Mm	42 535	321 835	106 049	857 612
7226929000	Hoop,Strip Of Oth Alloy Steel, Coldrolled, Width >400 Mm, <= 600M	135 721	3 060 715	1 243 121	7 386 542
7226991100	Hoop & Strip Of Oth Alloy Steel, Width<= 400 Mm,Not Further Work	962	9 163	1 337	39 579
7226991900	Not Hoop&Strip Of Oth Alloy Steel, Width<= 400 Mm,Not Further W	10 642	548 524	15 327	528 495
7226999100	Hoop&Strip Of Oth Alloy Steel, W.>400Mm&<= 600Mm,Plated/Coat	0	17 888	0	49 258
7226999900	Hoop&Strip Of Oth Alloy Steel, W.>400Mm&<= 600Mm,Plated/Coat	1 152 626	7 509 636	825 828	6 172 220
7227100000	Bars & Rods, Hot-Rolled, In Irregularlywound Coils, Of High Speed St	15 947	51 390	75 572	331 267
7227200000	Bars & Rods, Hot-Rolled, In Irregularlywound Coils, Of Silico-Mangar	270 130	21 456 215	207 080	13 269 775
7227900000	Oth Bars & Rods, Hot-Rolled, Inirregularly Wound Coils	17 922 735	418 183 160	10 411 797	240 198 484
7228101000	Bars & Rods, Of High Speed Steel, Ofcircular A Cross-Section	1 601	71 772	1 423	575 362
7228109000	Bars & Rods, Of High Speed Steel,Not Ofcircular A Cross-Section	30 479	284 268	193 982	1 143 769
7228201100	Bars&Rods,Silico-Mangan Steel,Circular Across-Section,Hot-Roll/Dra	0	139 861	0	132 690
7228201900	Bars&Rods,Silico-Mangan Steel,Circularcross-Section,Not Hot-Roll/L	36 893	1 516 746	62 720	1 602 174
7228209100	Bar&Rod,Silico-Mangan Steel,Not Circularcross-Section,Hot-Roll/Dr	0	48 670	0	71 016
7228209900	Bar&Rod,Silico-Mangan Steel,Not Circularcross-Section,Not Hot-Roll	157 743	1 092 850	386 323	2 722 456
7228301000	Oth Bars&Rods,Of Silico-Manganese Steelof Circular Cross-Section	7 273 619	64 610 115	7 367 691	65 041 705
7228309000	Oth Bars&Rods,Of Silico-Manganese Steelnot Of Circular Cross-Secti	7 038 669	87 907 885	8 048 660	87 892 899
7228401000	Oth Bars,Rods,Not Further Worked Thanforget, Of Circular Cross-Sec	29 794	740 329	72 119	1 934 507
7228409000	Oth Bars,Rods,Not Further Worked Thanforget, Not Of Circular Cros:	77 871	4 598 028	149 316	5 062 917
7228501000	Oth Bars,Rods,Not Formed/Cold Finishedof Circular Cross-Section	585 389	4 788 956	1 170 499	10 482 960
7228509000	Oth Bars,Rods,Not Formed/Cold Finishednot Of Circular Cross-Sectic	3 897 965	25 801 301	3 703 278	22 341 466
7228601000	Other Bars And Rods : Of Circular Cross-Section	242 076	1 990 132	521 696	3 680 446
7228609000	Other Bars And Rods : Not Of Circularcross-Section	762 061	6 102 300	1 255 293	6 705 198
7228701000	Angles,Shapes&Sections,Oth Bars&Rods,Cross-Section,Hot-Roll/Dra	31 372 142	160 188 978	16 545 167	87 652 887
7228709000	Angles,Shapes&Sections,Oth Bars&Rods,Cross-Section,Not Hot-Roll	9 843 358	72 536 241	5 899 376	44 068 677
7228801100	Hollow Drill Bars,Rods, Weight >=0.6% Ofcircular Cross-Section	59 773	184 181	237 834	821 225
7228801900	Hollow Drill Bars,Rods, Weight >=0.6%Not Of Circular Cross-Section	35 151	76 644	29 609	106 470
7228809000	Oth. Hollow Drill Bars And Rods	131 409	1 772 885	223 509	2 642 516
7229200000	Wire Of Silico-Manganese Steel	117 647	1 194 038	137 814	1 262 286
7229901000	Wire Of Other Alloy Steel. Of High Speedsteel	109 147	3 877 728	124 167	3 424 146
7229909010	Wire Of Other Alloy Steel. Not Of Highspeed Steel,Chromium>=0.5%	283 845	4 917 755	659 782	10 439 375
7229909090	Wire Of Other Alloy Steel. Not Of Highspeed Steel,Chromium<0.5%	2 438 326	15 889 821	3 379 414	22 875 396
7301100000	Sheet Piling Of Iron Or Steel	1 605 903	13 025 214	1 358 643	10 135 280
7301200000	Angles, Shapes And Sections Of Iron Orsteel	11 973	146 184	84 269	1 067 301
7302100000	Rails Of Iron Or Steel	3 464 575	6 281 720	2 974 639	6 302 971
7302300000	Switch-Blades, Crossing Frogs,Point Rodsand Other Crossing Pieces	24	2 937 784	1 704	4 658 565
7302400000	Fish-Plates And Sole Plates Of Iron Orsteel	973 166	1 675 731	762 517	1 855 187
7302901000	Sleepers, Of Iron Or Steel	2 539	38 247	10 621	393 426
7302909000	Other Than Sleepers, Of Iron Or Steel	494 836	1 600 401	1 640 870	4 857 310
7303001100	Hubless Tubes And Pipes	89 841	542 988	173 290	1 542 745
7303001900	Tubes And Pipes With Hub	851 284	6 828 365	1 318 598	7 003 596
7303009010	Hollow Profiles, Of Cast Iron With Anexternal Diameter < =100 Mm	206 890	1 278 798	197 616	1 559 835
7303009090	Hollow Profiles, Of Cast Iron With Anexternal Diameter > 100 Mm	302 967	4 955 659	753 491	10 305 067
7304110000	Tubes, Pipes And Hollow Profiles,Seamless, Of Stainless Steel	870 906	4 560 540	3 839 319	17 764 335
7304190000	Oth.Tube,Pipe&Hollow Profile,Seamless,Line Pipe Of A Kind Use For	10 530 884	96 307 206	13 128 019	119 288 180
7304220010	Oth.Tube,Pipes&Hollow Profile,Seamless,Unfinished Drill Pipe (Gree	95	195 024	116	706 581
7304220090	Oth.Tube,Pipes&Hollow Profile,Seamless,Unworked Pipe End	25 100	81 382	83 764	241 003
7304230010	Unfinished Drill Pipe (Green Pipe) Withyield Strength Less Than 75,0	455 044	814 888	494 977	1 777 062
7304230090	Oth. Unfinished Drill Pipe (Green Pipe)	6 714 070	16 021 090	2 993 345	20 657 061
7304240010	Unfinsh Case&Tube, Yield Strgh<75000Psioth.Of Stanlss Stel For Dril	680 901	5 098 237	1 813 030	15 676 978

## I.3. IMPOR MENURUT KOMODITI / IMPORT BY HS COMMODITY

\*\*\* JULI / JULY 2014 \*\*\*

HS	Uraian Komoditi Commodity Description	Berat Bersih / Net Weight (Kg)		Nilai / Value C.I.F (US\$)	
		Bulan ini Current Month	Kumulatif Cum.Jan. to date	Bulan ini Current Month	Kumulatif Cum.Jan. to date
7304240090	Oth.Unfinish Casetube&Unworked Pipe Endwith Yield Strength Less	1 979	1 409 517	17 125	1 697 324
7304290010	Unfinish Casetube&Unworked Pipe End Withyield Strength Less Tha	22 487 913	184 307 773	31 420 580	274 855 331
7304290090	Oth.Unfinish Casetube&Unworked Pipe Endwith Yield Strength Less	1 469 766	10 840 920	1 617 070	18 323 605
7304311000	Drillrod Casing&Tubing,W/Pin&Box Thread,Cold-Drawn/Rolled,Circu	29 500	623 548	87 217	1 406 020
7304312000	High-Pressure Pipe,Cold-Drawn/Rolled,Circular Cross-Section,Iron/A	118 047	323 224	238 154	844 296
7304314000	Circular Cross-Section,Iron/Non-Alloysteel,Diameter<140Mm&Carb	0	46 000	0	62 376
7304319000	Circular Cross-Section,Iron/Non-Alloysteel,Diameter>=140Mm&Carl	1 874 852	11 911 582	3 316 151	23 305 759
7304392000	Oth Circ.Cross-Section,Iron/Non-Alloy,High-Pressure Pipe	0	18 188	0	36 365
7304394000	Oth Circ.Cross-Section,Iron/Non-Alloy,Steel,Diameter<140Mm&Carl	40 514	196 211	81 955	427 863
7304399000	Oth Circ.Cross-Section,Iron/Non-Alloy,Steel,Diameter>=140Mm&Ca	956 313	5 847 667	1 651 646	13 822 082
7304410000	Cold-Drawn Or Cold-Rolled (Cold-Reduced)Stainless Steel	450 357	1 159 477	9 006 874	13 648 177
7304490000	Oth. Cold-Drawn Or Cold-Rolled (Cold-Reduced) Stainless Steel	19 225	2 320 665	181 884	15 673 724
7304511000	High Press. Conduits,Of Circular Cross-Sect.Of Oth Alloy Steel,Cold R	25	22 933	7 359	76 278
7304519000	Oth Tubes/Pipes/Hollow Profiles,Seamlesscold Rolled,Crclr C-S Of O	82 553	184 160	232 716	847 937
7304590000	Oth.Drill Rod Casing&Tubing With Pin&Sect.Of Oth Alloy Steel,Cold I	607 068	3 934 488	2 903 682	13 097 839
7304901000	Oth Tubes/Pipes/Hollow Profiles,Seamlesshigh-Pressure Pipe	40 000	3 148 446	142 605	7 704 286
7304903000	Oth Tubes/Pipes/Hollow Profiles,Seamlesssteel,Diameter<140Mm&	8 461	80 484	21 493	217 502
7304909000	Oth Tubes/Pipes/Hollow Profiles,Seamlesssteel,Diameter>=140Mm.	1 361 134	11 484 479	9 141 135	33 770 434
7305110000	Lines Pipe, For Oil Or Gas Longitudinallsubmerged Arc Welded Of Irc	360 693	30 468 737	377 930	30 993 458
7305121000	Electric Resistance Welded (Frw), Usedfor Oil/Gas Pipe,External Diar	2 697 926	5 873 978	2 443 927	5 470 300
7305129000	Oth Longitudinally Welded, Used For Oilor Gas Pipe, External Diame	0	2 720 475	0	2 584 215
7305191000	Oth Line Pipe Iron/Steel For Oil,Exter.Diam.>406.4Mm,Spiral/Helical	0	3 127	0	13 110
7305199000	Oth Line Pipe Iron/Steel For Oil,Exter.Diam.>406.4Mm,Not Spiral/Hc	3 335	400 400	1 644	3 695 361
7305200000	Casing Of Iron/Steel Used In Drillingfor Oil/Gas External Diameter 4C	0	153 926	0	1 427 576
7305311000	Lines Pipe, For Oil Or Gas Longitudinallwelded,Stainless Steel Pipes&	283 515	890 441	40 538 348	42 817 556
7305319000	Lines Pipe, For Oil Or Gas Longitudinallwelded,Not Stainless Steel Pij	15 017	6 686 967	53 848	35 974 671
7305391000	Oth.Lines Pipe,For Oil/Gas Longitudinallwelded,High-Pressure Pipe	0	467	0	12 861
7305399000	Oth.Lines Pipe,For Oil/Gas Longitudinallwelded,Not High-Pressure P	0	52 096	0	68 747
7305900000	Oth.Lines Pipe,For Oil/Gas Longitudinaloth.Stainless Steel Pipes & T	5 844	31 373	23 183	2 973 248
7306111000	Line Pipe,Use For Oil/Gas Pipeline,Weldeo Stainless Steel,Electric R	60 750	345 364	137 720	1 765 554
7306112000	Line Pipe,Use For Oil/Gas Pipeline,Weldestainless Steel,Spiral/Helice	0	24 204	0	217 995
7306119000	Line Pipe,Use For Oil/Gas Pipeline,Weldeo Other Steel	58 061	900 415	539 271	5 767 277
7306191000	Oth Line Pipe Use For Oil/Gas Pipe Weldeoth Stainless Steel,Electror	10 509	3 182 961	39 611	3 036 624
7306192000	Oth Line Pipe Use For Oil/Gas Pipe Weldeoth Stainles Stel,Spiral/Hel	11 072	60 375	9 715	80 320
7306199000	Oth Line Pipe Use For Oil/Gas Pipe Weldeoth Stainles Stel,Not Erw&	9 397	401 899	98 579	2 112 109
7306210000	Casing&Tubing Of A Kind Use In Drillingwelded, Of Stainless Steel	26 812	150 846	177 996	800 291
7306290000	Oth.Casing&Tubing Of A Kind Use In Drilling,Welded,Of Stainless Ste	30 246	4 726 895	127 180	9 252 992
7306301010	Boilr Tube Weld,Of Circulr Cross-Sect Ofiron/Non Ally Stel Intrnl Diar	0	1 592 885	0	1 137 851
7306301020	Boilr Tube Weld,Of Circulr Cross-Sect Ofiron/Non Ally Stel Intrnl Diar	78 851	118 144	341 711	376 852
7306302010	Boilr Tube Weld,Of Single/Double Walled,Coppr Plate,Intrnl Diamtr<	218 255	6 930 999	761 070	57 087 714
7306302020	Boilr Tube Weld,Of Single/Double Walled,Coppr Plate,Intrnl Diamtr>	70 240	351 644	149 164	764 300
7306303000	Boilr Tube Weld,Of Single/Double Walled,Coppr Plate,Sheath Pipe F	969	37 441	26 821	167 224
7306304010	Oth Welded,Sircular Cross-Saction,Highpressure Pipe,Intrnl Diamtr<	26	8 510	1 446	14 361
7306304090	Oth Welded,Sircular Cross-Saction,Highpressure Pipe,Intrnl Diamtr>	9 083	39 154	16 980	59 802
7306309010	Oth.Boilr Tube Weld,Of Single/Doublewelled,Coppr Plate,Intrnl Dian	161 201	1 063 233	615 868	5 834 847
7306309090	Oth.Boilr Tube Weld,Of Single/Doublewalled,Coppr Plate,Intrnl Dian	2 498 219	14 037 760	2 488 517	15 463 409
7306401010	Oth.Weld,Of Circulr Cross-Section Ofweld Boilr Tube W Intrnl Diamt	2 020	15 229	59 886	278 836
7306401020	Oth.Weld,Of Circulr Cross-Section Ofweld Boilr Tube W Intrnl Diamt	0	47 667	0	397 196
7306402000	Welded Boiler Tubes Of Stainless Steelwith Internal Diametre >12.5	139 822	1 261 327	347 613	2 905 731
7306403000	St'Less Steel Pipes & Tubes Welded Ofirculr Cross Sec. W Extrl Dmtr>	0	178 520	0	3 415 464
7306409000	Oth,Not Welded Of Circular Cross Sect.With Internal Diameter > 12,1	1 244 246	8 258 440	2 568 927	16 081 498
7306501010	Oth.Boilr Tube,Weld,Of Circlr Cross-Sectn,Oth Alloy Steel Int.Dmtr<=	17	31 558	44	50 002
7306501020	Oth.Boilr Tube,Weld,Of Circlr Cross-Sectn,Oth Alloy Steel Int.Dmtr>1	389	61 693	5 484	313 160
7306509010	Oth.Boilr Tube,Weld,Of Circlr Cross-High Pressure Conduits	70 852	140 143	1 114 929	1 608 929
7306509090	Oth.Boilr Tube,Weld,Of Circlr Cross-Highpressure Conduits	3	844 824	54	1 710 838
7306610010	Oth.Boilr Tube,Weld,Square/Rectangularcross Sectin,With Int. Diamt	6 349	816 355	20 394	879 067
7306610090	Oth.Boilr Tube,Weld,Square/Rectangularcross Sectin,With Int. Diamt	1 611 228	13 009 865	1 249 652	9 591 129
7306690010	Oth.Boilr Tube,Non Circulr Crss-Sectionwith Internal Diameter<=12,1	110	6 583	635	23 585
7306690090	Oth.Boilr Tube,Non Circulr Crss-Sectionwith Internal Diameter>12,5l	0	11 283	0	68 666
7306901010	Bundy-Weld Pipes And Tubes,With Internaldiameter <= 12,5Mm	47 080	93 228	216 580	260 006
7306901090	Bundy-Weld Pipes And Tubes,With Internaldiameter > 12,5Mm	0	4 751	0	29 644
7306909010	Oth.Thn Bundy-Weld Pipes & Tubes, Withinternal Diameter <= 12,5l	4 221	70 030	89 056	780 933
7306909090	Oth.Thn Bundy-Weld Pipes & Tubes, Withinternal Diameter > 12,5M	662 375	3 339 106	662 518	4 938 649
7307111000	Cast Fitting Of Non-Malleable Cast Ironhubless Tube Or Pipe Fittings	11 578	61 792	33 838	163 986

I.3. IMPOR MENURUT KOMODITI / IMPORT BY HS COMMODITY

\*\*\* JULI/JULY 2014 \*\*\*

H S	Uraian Komoditi Commodity Description	Berat Bersih / Net Weight (Kg)		Nilai / Value C.I.F (US\$)	
		Bulan ini Current Month	Kumulatif Cum.Jan. to date	Bulan ini Current Month	Kumulatif Cum.Jan. to date
7307119000	Cast Fitting Of Non-Malleable Cast Iron tube Or Pipe Fittings With Hu	7 081	103 483	219 460	1 158 116
7307190000	Cast Fitting Of Other Than Non-Malleablecast Iron	119 299	412 218	441 302	2 090 609
7307211000	Oth Pipe Of Stainless Steel Flangesinternal Diameter<15Cm	49 794	222 748	277 111	1 532 223
7307219000	Oth Pipe Of Stainless Steel Flangesinternal Diameter>=15Cm	128 162	2 162 216	1 350 282	16 287 946
7307221000	Oth Pipe,Stainless Steel Threaded Ellbow,Bends&Sleeves,Internal Di	3 005	59 322	82 117	1 666 666
7307229000	Oth Pipe,Stainless Steel Threaded Ellbow,Bends&Sleeves,Internal Di	75 571	1 619 664	783 317	8 424 242
7307231000	Oth Pipe,Stainless Steel Butt Welding,Fittings, Internal Diameter<15	19 858	315 310	127 816	1 466 316
7307239000	Oth Pipe,Stainless Steel Butt Welding,Fittings, Internal Diameter>=1	468 246	6 334 668	2 371 760	26 040 319
7307291000	Oth Stainlss Steel Oth.Than Flanges,Buttwelding,Threaded Elbow,Be	12 771	2 614 276	197 149	1 746 585
7307299000	Oth Stainlss Steel Oth.Than Flanges,Buttwelding,Threaded Elbow,Be	898 311	8 666 845	4 443 927	31 376 182
7307911000	Oth Tube Or Pipe Fittings Flanges,Internal Diameter<15Cm	293 943	2 663 690	527 505	5 381 183
7307919000	Oth Tube Or Pipe Fittings Flanges,Internal Diameter>=15Cm	943 822	7 782 297	1 782 250	17 922 276
7307921000	Oth Tube/Pipe Fittings Threaded Elbows,Bends&Sleeves,Internal Di:	13 962	112 487	143 953	762 883
7307929000	Oth Tube/Pipe Fittings Threaded Elbows,Bends&Sleeves,Internal Di:	77 453	626 269	527 721	4 427 452
7307931000	Oth Tube/Pipe Fittings,Butt Weldingfittings,Internal Diameter<15Cn	289 504	2 485 568	378 605	4 529 325
7307939000	Oth Tube/Pipe Fittings,Butt Weldingfittings,Internal Diameter>=15C	756 644	5 711 752	5 230 989	24 713 137
7307991000	Oth Tube/Pipe Fittings,Not Butt Welding/Flanges/Elbows,Internal Di	92 364	795 006	1 159 255	9 385 634
7307999000	Oth Tube/Pipe Fittings,Not Butt Welding/Flanges/Elbows,Internal Di	914 420	4 303 172	5 797 442	41 329 471
7308101000	Bridges And Bridge Sect. W Prefab'Tedtype Joined By Shear Connect	148 150	8 546 478	907 264	28 584 535
7308109000	Other Bridges And Bridge Sections	69 322	2 267 050	104 845	4 192 071
7308201100	Towers With Prefabricated Modular Typejoined By Shear Connector	0	1 537 823	0	2 601 132
7308201900	Other Towers	539 131	3 046 188	2 726 953	11 047 694
7308202100	Lattice Masts W Prefabricated Modulartype Joined By Shear Connec	1 153	23 498	2 533	155 112
7308202900	Other Lattice Masts	72 564	21 972 235	325 036	65 748 036
7308300000	Doors, Windows And Their Frames & Threshold For Doors	231 199	1 729 630	1 406 781	5 902 824
7308401000	Equip. For Scaffolding W Prefabricatedmodlr Type Joined By Shear C	0	448 135	0	131 605
7308409000	Other Equipment For Scaffolding, Shuttering, Propping Or Pit Proppi	997 545	6 631 544	935 398	7 692 328
7308902000	Other, Prefabricated Modular Type Joinedby Shear Connectors	1 809 377	10 900 758	4 224 275	16 847 113
7308904000	Oth Corrug,Curved/Bent Galv'D Plt F Ass'Bly.Into Undgrnd Conduits:	12 093	237 719	45 735	925 002
7308905000	Other Structures & Parts Of Structures,Rail For Ships	8 085	32 151	5 144	34 835
7308906000	Other Structures & Parts Of Structures,Perforated Cable Trays	35 426	288 299	418 284	1 279 217
7308909200	Other Structures & Parts Of Structures,Guardrails	231	448 867	13 820	647 734
7308909900	Other Structures & Parts Of Structures,Not Guardrails	6 431 487	67 434 075	17 625 322	153 266 266
7309001100	Reservoir,Tank,Vat&Similar,Of Iron/Steel,Cap.>300Ltr,Lined/Heat-In	141 731	666 470	420 862	1 812 258
7309001900	Reservoir,Tank,Vat&Similar,Of Iron/Steel,Cap.>300Ltr,Not Lined/He	255 786	2 061 326	1 174 341	9 857 126
7309009100	Oth Reservo, Tank,Vat&Similar,Iron/Steel,Cap.>300Ltr,Lined/Heat-Ir	31 046	168 825	206 598	948 523
7309009900	Oth Reservo, Tank,Vat&Similar,Iron/Steel,Cap.>300Ltr,Not Lined/He	717 420	4 115 824	3 779 535	27 618 184
7310101000	Tank,Cask,Drum,Can,Boxe&Similar,Capacity>50L<=300L,Of Tinplat	29 945	207 664	152 166	797 817
7310109010	Tank,Cask,Drum,Can,Boxe&Similar,Cap.>50L<=300L,Not Tinplate,S	9 649	56 164	56 296	215 807
7310109020	Tank,Cask,Drum,Can,Boxe&Similar,Cap.>50L<=300L,Not Tinplate,S	47 114	252 147	87 810	656 180
7310109090	Tank,Cask,Drum,Can,Boxe&Similar,Cap.>50L<=300L,Not Tinplate,I	702 455	4 296 413	1 334 381	8 767 218
7310211010	Cans <1L,Closed By Soldering Of Iron/Steel Casting In The Rough	69	231 215	344	840 504
7310211020	Cans <1L,Closed By Soldering Of Iron/Steel Forging Or Stamping In	0	3 790	0	11 559
7310211090	Oth.Cans <1L,Closed By Soldering Of Iron/Steel	60 807	397 686	244 469	1 256 575
7310219100	Oth.Cans >1L & <50L,Closed By Solderingof Iron/Steel	84 845	428 016	336 659	1 756 749
7310219910	Cans >1L & <50L,Closed By Soldering Ofiron/Steel Casting In The Rou	7	17 013	92	241 355
7310219920	Cans >1L & <50L,Closed By Soldering Ofiron/Steel Forging Or Stampi	0	18 013	0	52 213
7310219990	Oth.Cans >1L & <50L,Closed By Solderingof Iron/Steel	85 474	453 017	298 184	1 567 907
7310291020	Cans <1L,Not Soldering Of Iron/Steel Forging Or Stamping In	1 693	5 081	7 736	23 321
7310291090	Oth.Cans <1L,Not Soldering Of Iron/Steel	78 096	838 200	269 928	3 028 173
7310299100	Oth.Cans >1L & <50L,Not Soldering Ofiron/Steel	13 938	262 789	74 686	2 279 249
7310299910	Cans >1L & <50L,Not Soldering Of Iron/Steel Casting In The Rough	548	2 668	16 573	74 432
7310299920	Cans >1L & <50L,Not Soldering Of Iron/Steel Forging Or Stamping In	37	133 443	483	459 661
7310299990	Oth.Cans >1L & <50L,Not Soldering Ofiron/Steel	151 565	589 440	644 590	2 834 672
7311002100	Cont'Ners For Compressed/Liquefied Gasseamless Stl Cylinders, Cap	21 800	520 145	45 120	1 276 509
7311002200	Cont'Ners For Compressed/Liquefied Gas,Seamless Stl Cylinders,Cap:	201 680	3 384 606	246 250	4 795 342
7311002900	Cont'Ners For Compressed/Liquefied Gasseamless Stl Cylinders,Cap:	260 945	2 329 271	1 203 000	10 901 684
7311009310	Other Containers Of Iron Or Steel Withcapacity<=7,3L	0	2 959	0	1 206
7311009390	Other Containers Of Iron Or Steel Withcapacity>7,3L<&lt;30L	0	29 245	0	48 615
7311009400	Other Containers Of Iron Or Steelcapacity>=30L<&lt;110L	0	84 954	0	121 000
7311009900	Other Containers Of Iron Or Steelcapacity>=110L	232 423	1 434 966	1 598 619	7 096 518
7312101000	Standed Wr,Ropes & Cables For Lockedcoil,Flatt'Ed Strands&Non Ro	39 768	465 331	261 275	1 934 421
7312102000	Stranded Wire,Rope&Cables By Plated /Coatd With Brass,& Of A Nor	944 426	6 706 126	1 858 169	13 951 038
7312109110	Other Stranded Wire, Rope And Cablesprestressed Concrete Strand V	695 299	8 916 517	555 838	7 342 650

### I.3. IMPOR MENURUT KOMODITI / IMPORT BY HS COMMODITY

\*\*\* JULI/JULY 2014 \*\*\*

HS	Uraian Komoditi Commodity Description	Berat Bersih / Net Weight (Kg)		Nilai / Value C.I.F (US\$)	
		Bulan ini Current Month	Kumulatif Cum.Jan. to date	Bulan ini Current Month	Kumulatif Cum.Jan. to date
7312109190	Other Stranded Wire, Rope And Cablesnot Prestressed Concrete Stra	61 070	1 156 094	337 592	3 731 081
7312109900	Stranded Wire, Rope And Cables Withstranded Wire Of Diameter Of	468 057	4 602 238	1 420 793	15 642 890
7312900000	Oth Stranded Wire, Rope And Cables,Plaitd Bnds,Slings&Of Ir/Stl No	172 439	1 593 815	484 895	4 412 847
7313000000	Barbed Wr Of Iron/Steel; Twisted Hoop &Of A Kind Used F Fencing C	287 759	1 947 725	210 738	1 344 954
7314120000	Woven Cloth With Endless Bands Formachinery, Of Stainless Steel	13 923	53 368	221 011	1 032 238
7314140000	Woven Cloth, Of Stainless Steel	101 727	587 911	402 844	2 783 220
7314191000	Endless Bands For Machinery Oth Thn Ofstainless Steel	5	3 633	1 656	53 002
7314199000	Other Woven Cloth, Not Stainless Steel	21 048	282 805	76 750	1 284 627
7314200000	Grill&Fencing,Welded At The Intersect Ofwr Wth A Max.Sect.D>3Mr	112 916	1 404 009	164 289	1 540 707
7314310000	Other Grill, Netting & Fencing,Welded Atthe Intersect.By Pltd/Coatd	379 366	5 210 776	456 946	5 501 136
7314390000	Oth Grill, Netting And Fencing,Welded Atthe Intersection	600 145	4 388 378	398 417	2 651 564
7314410000	Oth Cloth, Grill, Netting And Fencing Byplated Or Coated With Zinc	120 679	966 455	96 039	817 778
7314420000	Oth Cloth, Grill, Netting And Fencing Bycoated With Plastics	19	10 228	306	17 511
7314490000	Oth Cloth, Grill, Netting And Fencing	391 651	1 658 854	336 139	2 019 241
7314500000	Expanded Metal	76 169	1 075 956	43 984	752 423
7315111000	Roller Chain For Bicycles Of Mild Steel	1 185 221	8 221 637	1 694 404	13 122 021
7315119100	Oth Mild Steel For Roller Chain,Transmispitch Lenght>=6Mm<&32M	17 069	303 045	249 727	2 581 270
7315119900	Oth Mild Steel For Roller Chain,Transmispitch Lenght>32Mm	293 610	2 717 530	916 611	10 077 499
7315121000	Other Roller Chain Of Mild Steelbicycle Or Motorcycle Chain	139 691	1 476 581	302 064	3 059 929
7315129000	Other Roller Chain Of Mild Steelnot Bicycle Or Motorcycle Chain	367 457	3 364 379	868 916	9 580 935
7315191000	Roller Chain Part For Bicycles Ofmotorcycle Chain	3 332	73 918	22 571	693 130
7315199000	Roller Chain Part Not For Bicycles Ofmotorcycle Chain	140 964	1 480 010	647 492	5 607 362
7315200000	Skid Chain Of Mild Steel	63 269	307 771	122 065	716 585
7315810000	Stud-Link Of Mild Steel	90 713	1 246 125	153 948	1 732 754
7315820000	Other, Welded Link Of Mild Steel	214 795	2 235 146	1 322 636	5 026 254
7315891000	Other Chain For Bicycles Of Mild Steel	202 175	1 544 137	1 349 599	10 309 088
7315899000	Other Chain Of Mild Steel Not Formotorcylcles And Bicycles	48 466	1 323 110	292 287	3 553 085
7315902000	Other Parts Of Chain For Motorcycles Andbicycles	31 205	466 358	81 651	848 352
7315909000	Other Parts Of Chain Not For Motorcylcleand Bicycles	45 135	283 778	292 916	2 500 976
7316000000	Anchors, Grapnels And Parts Thereof, Ofiron Or Steel	408 093	3 387 712	832 804	8 915 340
7317001000	Wire Nails	477 703	5 058 461	270 168	2 582 539
7317002000	Staples	205 248	2 349 492	161 951	1 894 064
7317009010	Dog Spikes For Rail Sleepers,Carding -Tacks&Similar Articles,Of Iron	24 916	400 466	49 774	684 355
7317009090	Connector & Anti-Splitting,Connector Andhob Nails For Footwear, Ri	1 839 945	14 516 464	843 713	6 762 060
7318110000	Threaded Articles For Coach Screws	169 063	1 033 341	300 033	1 806 948
7318120000	Other Wood Screws With An Externaldiameter Not Exceeding 16 Mr	84 808	815 614	122 241	1 364 325
7318130000	Screw Hooks And Screw Rings With Anexternal Dmtr Not Exceeding	56 754	435 134	621 674	4 382 409
7318140000	Self Tapping Screw With An Externaldiameter Not Exceeding 16 Mm	307 570	3 350 745	671 776	6 131 503
7318150000	Screw Metal With/Without Nuts/Washerswith An External Diameter	3 674 483	31 003 921	19 943 818	165 733 017
7318160000	Nuts With An External Diameter Notexceeding 16 Mm	1 175 286	9 749 189	7 364 258	57 787 593
7318190000	Other Threaded Articles Of An Externaldiameter Not Exceeding 16 M	717 739	4 728 247	3 368 630	25 336 665
7318210000	Non Threaded Artic. For Spring Washers &Oth Lock Washers W An E	92 859	597 847	713 910	6 591 435
7318220000	Other Washers With An External Diameter not Exceeding 16 Mm	277 892	2 588 114	4 629 311	34 245 051
7318230000	Rivet With An External Diameter Notexceeding 16 Mm	48 346	457 332	472 147	3 916 436
7318240000	Cotters& Cotters Pins With An Externaldiameter Not Exceeding 16 M	214 406	1 565 103	2 066 256	17 001 565
7318290000	Oth Non Threaded Articles Wth Anexternal Diameter <= 16 Mm	1 722 613	9 778 789	10 067 846	68 794 279
7319400000	Safety Pins	224 187	1 843 241	2 567 280	20 172 844
7319901000	Sewing, Daming, Ambroldary Needles	3 436	105 921	6 527	202 067
7319909000	Other Needles, Not For Sewing	46 318	419 813	259 718	1 939 939
7320101100	Leaf Springs & Leaves For Motor Vehicles,>10 Persons,Gross Weight	114 321	1 119 929	542 383	4 410 828
7320101900	Leaf Springs & Leaves For Motor Vehicles,Gross Weight>24T	77 783	400 327	291 700	925 937
7320109000	Other Leaf Springs And Leaves	59 198	550 167	672 263	5 828 270
7320201000	Helical Springs For Motor Vehicles	210 083	1 341 092	1 742 468	13 043 259
7320209000	Other Helical Springs For Motor Vehicles	128 708	1 308 275	1 582 129	11 734 119
7320901000	Other Springs And Leaves For Motorvehicles	87 759	949 177	861 460	9 400 556
7320909000	Other Springs And Leaves	155 987	1 105 768	1 370 580	9 540 865
7321110000	Cooking Appliances And Plate Warmers Forgas Fuel Or For Both Gas	126 228	1 306 508	644 606	5 795 491
7321120000	Cooking Appliances And Plate Warmers With Liquid Fuel	0	67	0	347
7321190000	Other Cooking Appliances & Plate Warmersincluding Appliances For	32 139	99 785	140 571	473 653
7321810000	Other Appliances With Gas Fuel Or Forboth Gas And Other Fuels	38 983	283 534	32 464	381 368
7321820000	Other Appliances With Liquid Fuel	0	1 802	0	5 882
7321890000	Other Appliances With Solid Fuel	0	11 232	0	70 366
7321901000	Oth Cooking Appliances & Plate Warmersof Burner For Kerosene Str	0	3 265	0	18 123
7321902000	Other Cooking Appliances And Platewarmers	96 636	1 597 262	299 455	7 518 165

**I.3. IMPOR MENURUT KOMODITI / IMPORT BY HS COMMODITY**
**\*\*\* JULI/JULY 2014 \*\*\***

H S	Uraian Komoditi Commodity Description	Berat Bersih / Net Weight (Kg)		Nilai / Value C.I.F (US\$)	
		Bulan ini Current Month	Kumulatif Cum.Jan. to date	Bulan ini Current Month	Kumulatif Cum.Jan. to date
7321909000	Other Cooking Appliances And Platewarmers	601 212	2 679 326	926 872	4 753 847
7322110000	Radiators And Parts Of Cast Iron	4 800	11 599	10 162	27 707
7322190000	Other Parts Of Radiators	20 174	263 136	352 199	2 349 610
7322900000	Other Radiators For Central Heating	15 766	553 897	182 546	2 893 907
7323100000	Iron/Steel Wool; Pot Scourers&Scouringor Polishing Pads, Gloves An	83 860	598 034	107 507	1 068 067
7323911000	Kitchenware Of Cast Iron, Not Enamelled	97 499	709 558	242 919	2 060 172
7323912000	Household Articles Of Cast Iron Notenamelled	0	2 100	0	15 000
7323919000	Household Articles Of Cast Iron Notenamelled	22 784	303 604	24 764	397 430
7323920000	Household Articles Of Cast Iron,Enamelled	33 740	369 518	19 616	229 581
7323931000	Kitchenware Of Stainless Steel	645 762	5 438 113	1 272 516	9 811 659
7323932000	Other Household Articles Of Stainlesssteel	3 682	6 417	10 966	15 813
7323939000	Other Household Articles Of Stainlesssteel	469 886	5 495 853	851 578	6 752 094
7323940000	Household Of Iron(Oth. Than Cast Iron)Or Steel, Enamelled	332 995	1 747 462	217 601	1 151 038
7323991000	Other Kitchenware	143 833	1 845 396	304 790	2 595 800
7323992000	Ashtrays	947	8 757	484	17 238
7323999000	Other Household Articles Of Ironor Steel	221 139	1 574 660	530 784	3 039 940
7324101000	Kitchen Sinks Of Stainless Steel	133 457	1 334 409	349 704	3 214 157
7324109000	Sinks And Wash Basins, Of Stainlesssteel, Oth Than Kitchen Sink	80 730	441 791	205 650	1 004 729
7324211000	Bath Of Cast Iron, Whether Ornot Enamelled	0	69 224	0	316 467
7324219000	Of Cast Iron, Whether Or Not Enamelled,Not Long Bathtubs	715	25 710	5 990	24 001
7324290000	Oth Sanitary	38 470	193 250	96 452	1 012 787
7324901000	Sanitary Ware For Flushing Water Closets Or Urinals (Fixed Type)	1 433	14 319	1 080	19 870
7324903000	Sanitary Ware Of Bedpans,Urinals ( Portable Type ) And Chamber Pc	0	1	0	4
7324909100	Part Of Kitchen Sinks Or Bathtubs	5 052	45 915	22 193	156 718
7324909300	Part Of Flushing Water Closeta Or Urinals (Fixed Type)	0	13 778	0	38 906
7324909900	Oth Sanitary Ware And Parts	223 001	1 645 385	410 346	3 320 140
7325102000	Manhole Covers, Gratings And Frames Therefor	19 153	228 860	42 632	627 270
7325109090	Spouts And Cups For Not Latex Collection	1 617	622 531	13 618	808 637
7325910000	Grinding Balls And Similar Articles Formills	316 896	3 848 277	434 840	5 650 929
7325992000	Manhole Covers, Gratings And Frames Therefor	1 985	312 734	8 206	1 031 448
7325999000	Oth Than Cast Articles Of Iron Or Steel	167 742	1 007 584	867 487	4 986 031
7326110000	Grinding Balls And Similar Articles Formills	3 583 432	26 571 715	4 521 374	32 159 152
7326190000	Other Articles Or Iron Or Steel But Notforged Or Stamped	2 009 877	15 011 249	10 582 370	70 208 131
7326205000	Poultry Cages And The Like Articles Ofiron Or Steel Wire	453 627	2 412 800	665 679	3 929 827
7326209000	Poultry Cages And The Like Oth Thanarticles Of Iron Or Steel Wire	330 740	2 271 995	721 974	5 628 635
7326901000	Ships' Rudders Not Forged Or Stamped	21 265	182 478	331 784	1 460 777
7326903000	Stainless Stl Shield&Clamp Assembly Wthrub.SI For Hubless Cast Ir	46 780	1 220 977	751 031	8 405 751
7326906000	Bunsen Burners	82 256	379 341	537 730	2 437 019
7326907000	Stainless Steel Shield, Clamp Assemblyhorses Shoes, Riding Boot Spu	7 420	83 971	25 099	306 890
7326909100	Cigarette Cases And Boxes	1 384	13 799	21 505	195 625
7326909910	Spouts And Cups For Latex Collection	1 246	41 152	43 038	829 074
7326909920	Rat Traps But Not Forged Or Stamped	0	5 767	0	18 290
7326909990	Other Articles Not Forged Or Steamed	3 809 652	26 695 656	21 576 096	161 577 624
7401000000	Copper Mattes, Cement Copper(Precipitated Copper)	44 233	176 285	832 915	3 399 436
7402000000	Unrefined Copper, Copper Anodes Forelectrolytic Refining.	1 296	39 099	11 174	301 635
7403110000	Refined Copper For Cathodes And Sections Of Cathodes	7 725 812	59 763 121	54 306 923	426 742 331
7403120000	Refined Copper For Wire-Bars	0	2 959	0	13 090
7403130000	Refined Cooper For Billets	2	2 946	1 007	24 654
7403190000	Other Refined Copper	68 787	408 650	617 899	3 636 595
7403210000	Copper Alloys For Copper-Zinc Basealloys (Brass)	239 791	2 463 045	1 558 775	15 042 257
7403220000	Copper Alloys For Copper-Tin Base Alloys(Bronze)	160 671	832 267	706 791	4 840 427
7403290000	Copper Alloys For Oth Copper Alloys(Oth Than Master Alloys Of Hea	11 269	157 606	699 496	7 352 911
7404000000	Copper Waste And Scrap	0	3 576 132	0	22 478 717
7405000000	Master Alloys Of Copper	3 478	63 273	39 348	772 443
7406100000	Powders Of Non-Lamellar Structure	38 894	269 131	395 924	2 909 659
7406200000	Powders Of Lamellar Structure Flakes	36 860	308 896	427 237	3 639 188
7407103000	Profiles Of Refined Copper	46	28 774	232	201 472
7407104000	Bar Androdss Of Refined Copper	307 736	2 360 746	2 306 669	16 289 902
7407210000	Of Copper-Zinc Base Alloys (Brass)	154 413	1 309 498	972 438	8 320 267
7407290000	Other Of Copper Alloys	24 104	419 064	146 033	4 305 759
7408111000	Of Which The Maximum Cross Sectionaldimension Does Not Exced 1	20 146	446 128	149 436	3 656 422
7408119000	Copper Wire Of Which Does Exced 14 Mm	29 476	301 725	57 253	882 234
7408190000	Other Wire Of Refined Copperr	511 920	6 192 690	3 162 936	37 057 824
7408210000	Of Copper-Zinc Base Alloys (Brass)	69 890	630 690	562 956	5 244 200

I.3. IMPOR MENURUT KOMODITI / IMPORT BY HS COMMODITY

\*\*\* JULI/JULY 2014 \*\*\*

HS	Uraian Komoditi Commodity Description	Berat Bersih / Net Weight (Kg)		Nilai / Value C.I.F (US\$)	
		Bulan ini Current Month	Kumulatif Cum.Jan. to date	Bulan ini Current Month	Kumulatif Cum.Jan. to date
7408220000	Of Copper-Nickel Base (Cupro-Nickel)Or Copper-Nickel-Zinc Base/Ni	973	20 530	11 702	267 535
7408290000	Other Copper Alloys For Copper Wire	40 754	679 077	426 241	4 569 023
7409110000	Copper Plates, Sheets And Strips,Of Refined Copper In Coils	87 442	679 911	805 075	5 852 089
7409190000	Copper Plates, Sheets And Strips,Of Refined Copper, Not In Coils	69 849	1 108 577	1 059 422	8 481 709
7409210000	Copper Plates, Sheets,Strips, Of Copperzinc Base Alloys (Brass), In Co	496 913	3 688 649	3 514 066	26 824 905
7409290000	Copper Plates, Sheets,Strips, Of Copperzinc Base Alloys (Brass), Not	170 923	1 842 714	775 308	9 003 343
7409310000	Copper Plates, Sheets,Strips, Of Coppertin Base Alloys (Brass), In Coi	160 818	1 355 346	1 411 880	11 623 894
7409390000	Copper Plates, Sheets,Strips, Of Coppertin Base Alloys (Brass), Not Ir	25 351	227 818	101 810	1 041 663
7409400000	Copper-Nickel Base Alloy (Cupro-Nickel), Copper-Nickel-Zinc Base Al	68 216	638 790	635 164	5 752 888
7409900000	Other Copper Alloys, Unrefined	21 541	114 819	150 838	780 863
7410110000	Copper Foil, Refined, Thickness < 0.15Mm , Not Backed	70 858	664 999	577 179	5 689 534
7410120000	Copper Alloys, Refined, Thickness < 0.15 Mm, Not Backed	67 272	566 787	570 814	5 447 635
7410210010	Copper Foil Reinforced Sheets/Plates Ofpolyamide, Of Refined Copp	113	3 867	19 068	27 285
7410210020	Copper Foil Reinforced Sheets/Plates Ofpolyamide, Copper Clad Lan	325 704	2 675 711	1 781 932	15 424 288
7410210090	Reinforced Sheets/Plates Of Polyamide,Copper Clad Laminate Not F	2 052	33 847	18 896	269 050
7410220000	Reinforced Sheets/Plates Of Polyamide,Of Copper Alloys, Unrefined	230	4 585	15 130	122 201
7411100000	Copper Tubes & Pipes Of Refined Copper	415 617	3 378 924	3 611 288	27 292 898
7411210000	Copper Tubes & Pipes Of Copper Alloywith Copper-Zinc Base Alloys	106 784	895 764	976 266	7 304 314
7411220000	Copper Tubes & Pipes Of Copper Alloywith Cupro-Nickel Or Nickel	4 448	18 959	119 297	543 494
7411290000	Other Copper Tubes And Pipes	519 300	5 739 557	2 081 011	14 560 054
7412100000	Copper Tube Or Pipe Fittings Ofrefined Copper	4 308	80 625	30 121	346 916
7412201000	Copper Tube Or Pipe Fittings Ofcopper-Zinc Base Alloys (Brass)	52 602	365 944	643 119	4 704 513
7412209000	Copper Alloys, Not Brass, Refined	263 577	522 081	319 337	2 276 574
7413001000	Stranded Wire,Cable&Etc, Not Electricalinsul. A Diameter Not Excee	34 839	298 420	291 388	2 583 236
7413009000	Stranded Wire,Cable&Etc, Not Electricalinsul. A Diameter > 28,28 M	45 867	881 210	217 889	3 176 340
7415101000	Nails & Tacks, Drwing Pins,Staples Ofcopper Iron Or Steel With Heac	2 220	59 693	14 922	191 306
7415102000	Staples And Similar Articles Of Copper	56	1 925	363	3 256
7415109000	Tacks, Drawing Pins, Staples &Similar Articles	7 557	69 548	340 096	2 248 074
7415210000	Washers (Including Spring Washers)But Not Threaded	32 508	151 472	156 762	1 164 954
7415290000	Other Articles Of Copper, Not Threaded	1 572	33 132	69 132	683 032
7415331000	Screws	29 800	310 945	371 884	3 194 563
7415332000	Bolts And Nuts	98 779	624 150	433 607	2 921 579
7415390000	Other Threaded Articles	16 925	79 401	152 810	1 020 391
7418101000	Pot Scourers And Scouring Or Polishingpads, Gloves And The Like	201	6 368	327	11 129
7418103000	Cooking/Heating Apparatus Of Kind Usedfor Household Purposes,Nc	4	15 307	6	19 468
7418109000	Other Household Articals And Partsthereof Of Coppers	815	5 054	3 809	33 617
7418200000	Sanitary Ware And Parts Thereof	55 196	275 857	364 828	2 455 921
7419100000	Chain And Parts Thereof Of Copper	1 972	46 144	16 617	203 944
7419910010	Fittings For Fire Hoses, Of Copper	3 198	7 199	20 543	104 034
7419910020	Reservoirs, Tanks, Vats And Similarcontainers Not Fitted Of Copper	7 708	63 877	5 354	993 726
7419910030	Electroplating Anodes,Machine Beltfastener, Fittings For Ships/Oth	500	114 152	39 193	1 185 981
7419910090	Oth Table, Kitchen,Cast, Moulded,Stamped / Forged But Not Further	45 772	314 533	1 154 207	7 401 946
7419993100	Colth Grill And Netting Of Copper Wirefor Machinery	354	26 355	13 282	389 517
7419993900	Grill And Netting Of Copper Wire Clothsuitable For Making Mosquit	467	4 512	23 609	86 265
7419994000	Other Grill And Netting Of Copperwire Springs	9 869	122 302	152 242	1 162 219
7419995000	Other Grill And Netting Of Copper Wirecigarette Cases Or Boxes Anc	0	94	0	5 348
7419996000	Cooking/Heating Apparatus, Oth Than Ofa Kind Used For Domestic	0	4 173	0	12 796
7419997000	Articles Specially Designed Foruse During Religious Rites	1 216	12 828	1 309	19 061
7419999010	Electroplating Anodes,Machine Beltfastener,Fitting For Ships,For Fir	72 968	578 209	236 658	2 511 685
7419999020	Similar Containers Not Fitted With Mech./Ternal Equip. Of A Cap.Of	5 200	26 029	4 673	106 423
7419999090	Other Articles Of Non Copper	26 856	308 750	480 613	3 199 852
7501100000	Nickel Mattes	0	208	0	1 477
7501200000	Nickel Oxide Sinters&Oth Intermediateproducts Of Nickel Metallurg	0	8 000	0	14 800
7502100000	Unwrought Nickel, Not Alloyed	66 332	513 606	1 129 883	8 260 737
7502200000	Unwrought Nickel Alloys	2	1 478	52	20 991
7504000000	Nickel Powders And Flakes	7 202	48 827	156 430	863 715
7505110000	Bars, Rods And Profiles Of Nickel,Not Alloyed	10	10 067	1 015	220 435
7505120000	Bars, Rods & Profiles Of Nickel Alloys	3 819	67 066	129 706	1 340 749
7505210000	Wire Of Nickel, Not Alloyed	15 380	35 657	106 171	600 492
7505220000	Wire Of Nickel Alloys	42 642	460 985	599 569	9 705 359
7506100000	Nickel Plates, Sheets, Strip&Foil Ofnickel, Not Alloyed	5 979	43 477	261 660	926 648
7506200000	Nickel Plates, Sheets, Strip And Foil Ofnickel Alloys	29 408	200 494	578 257	3 261 365
7507110000	Tubes And Pipes Of Nickel, Not Alloyed	0	3 781	0	55 226
7507120000	Tubes And Pipes Of Nickel Alloys	1 740	20 239	41 066	713 131

I.3. IMPOR MENURUT KOMODITI / IMPORT BY HS COMMODITY

\*\*\* JULI/JULY 2014 \*\*\*

H S	Uraian Komoditi Commodity Description	Berat Bersih / Net Weight (Kg)		Nilai / Value C.I.F (US\$)	
		Bulan ini Current Month	Kumulatif Cum.Jan. to date	Bulan ini Current Month	Kumulatif Cum.Jan. to date
7507200000	Tube Or Pipe Fittings	8 498	50 844	276 022	1 277 294
7508100000	Cloth, Grill And Netting, Of Nickel Wire	964	14 206	68 766	680 837
7508903000	Bolts And Nuts Of Non Nickel	218	23 213	6 225	184 709
7508904000	Other Articles Suitable For Use Inbuilding Of Non Nickel	0	219 325	0	271 453
7508905000	Electroplating Anodes,Wrought Orun-Wrought, Including Those Pro	1 290	33 889	13 360	995 202
7508909010	Screens For Printing Machines	32 782	232 917	371 649	2 964 790
7508909090	Other Articles Of Nickel	1 050	12 507	56 160	1 240 059
7601100000	Unwrought Aluminium, Not Alloyed	5 408 585	43 737 711	12 033 233	92 590 778
7601200000	Unwrought Aluminium Alloys	11 447 457	105 006 554	26 436 914	235 043 635
7602000000	Aluminium Waste And Scrap	4 288 010	28 963 891	6 975 159	46 668 458
7603100000	Aluminium Powders Of Non Lamellarstructure	70 970	1 244 825	233 294	2 069 033
7603200010	Aluminium Flakes Of Lamellar Structure	22 000	50 918	41 970	154 426
7603200020	Aluminium Powders Of Lamellar Structure	55 691	346 380	326 290	1 936 522
7604101000	Aluminium Bars And Rods Not Alloyed	243 281	2 546 792	516 628	5 598 206
7604109010	Profiles Suitable For Use As Heat Sinkwith Cross-Sect.Dimention <17	16 511	182 967	189 926	1 520 524
7604109090	Oth Aluminium Profiles Suitable For Useas Heat Sink	665 404	5 341 097	1 082 150	7 538 444
7604211000	Perforated Tube Profile For Evaporatorcoils Of Mtr Vehicle Ac Mach	6	31 275	157	160 443
7604219000	Oth Hollow Profiles Of Aluminium Alloys	228 513	1 565 494	810 047	6 052 597
7604291000	Extruded Bars And Rods Not Surfacetreated	48 235	308 860	172 698	1 314 872
7604293000	Y-Shaped Profiles For Zip Fasteners, Incoils Of Non Aluminium Alloys	976	37 013	9 495	201 062
7604299000	Other Extruded Bars, Rods And Profilesof Non Aluminium Alloys	251 453	1 727 330	729 855	6 307 123
7605110000	Alum. Wire Of Not Alloyed Which The Max.Cross-Sect'L Dim.Exceed:	4 257	40 323	17 330	387 135
7605191000	Aluminium Wire Of Not Alloyed Witha Diameter < 0.0508 Mm	0	25 189	0	98 730
7605199000	Other Aluminium Wire Of Non Aluminiumnot Alloyed	199 665	1 402 801	853 753	4 916 893
7605210000	Alum. Wire Of Aluminium Alloys Which Themax.Cross-Sect'L Dimens	24 000	142 249	74 400	459 480
7605290000	Aluminium Wire Of Non Aluminium Alloywith A Diameter Not Exce	35 887	400 126	219 900	1 561 705
7606111000	Aluminium Plates,Sheets&Strip Of Plainor Figured By Rolling Of Thic	23 464	8 411 799	980 343	26 836 824
7606119000	Oth Aluminium Plates,Sheets&Strip Ofplain/Figured By Rolling Of Th	6 940 970	17 984 473	15 923 484	41 462 524
7606121000	Aluminium Alloys Can Stock Including Endstock & Tab Stock In Coils	427 733	476 181	1 626 381	3 116 296
7606122000	Aluminium Plates, Not Sensitized Of Kindused In The Printing Indust	52 051	369 456	55 146	934 876
7606123100	Sheets Of Aluminium Alloy 5082,5182,<1Min With Incoils	136 873	1 120 545	582 920	4 555 663
7606123910	Sheets Alum.Litho Grade Sheet/Coil Alloyha 1052 Hardness Temper	1 001 719	7 464 571	2 086 174	13 470 331
7606123990	Other Aluminium Sheet/Coil Not Exceeding1,000 Mm In Width	3 122 985	25 367 600	9 042 422	79 330 511
7606129000	Oth Plain/Figured By Roll./Press. Butnot Surface Treatedof Non Alur	2 571 392	9 191 886	8 068 505	45 064 810
7606910000	Oth Alum. Not Alloyed,Plain/Figured Byrolling/Pressing Not Surface	136 213	1 179 500	608 445	5 754 382
7606920000	Oth Aluminium Alloyed,Plain/Figured Byrolling/Pressing Not Surface	193 824	2 046 083	982 157	5 309 283
7607110000	Aluminium Foil Not Backed, Rolled Butnot Further Worked	1 413 625	12 019 198	4 819 222	42 417 691
7607190000	Oth.Aluminium Foil Alloy Not Rolled Butnot Worked	624 761	3 816 262	4 632 122	28 921 798
7607200000	Aluminium Foil Backed	429 838	4 734 988	2 272 120	19 266 104
7608100000	Aluminium Tubes And Pipes Of Aluminium,Not Alloyed	37 985	604 403	311 907	4 408 628
7608200000	Aluminium Tubes And Pipes Of Aluminiumalloys	871 253	13 682 602	1 749 146	29 699 293
7609000000	Aluminium Tube Or Pipe Fittings (Forexample, Coupling,Elbows,Slee	115 309	886 743	1 061 511	8 772 087
7610100000	Alum. Structures For Doors, Windows &Their Frames And Threshold	186 684	1 463 789	632 259	5 011 652
7610902000	Other Aluminium Structures Internal/External Floatingroofs For Stor	204	18 411	3 582	105 447
7610909000	Oth Alum. Structures For Bridges Andbridge Section,Towers,Lattice I	1 205 871	7 589 839	1 031 590	9 664 144
7611000000	Aluminium Reservoirs, Tanks, Vats Andsimilar Containers For Any M	27 113	157 826	280 239	1 658 925
7612100000	Aluminium Collapsible Tubular Containers	22 983	123 345	345 923	2 318 633
7612901000	Aluminium Casks, Drums, Cans, Boxes Andseamless Containers For F	0	7 304	0	39 856
7612909000	Oth.Aluminium Casks,Drums,Cans, Boxes &Containers, For Any Mat	699 674	4 597 569	3 734 640	23 717 663
7613000000	Aluminium Containers For Compressedor Liquified Gas	26 148	88 553	108 943	823 996
7614101100	With Steel Core Cables Of A Diameternot < 25.3 Mm	25 202	3 894 189	73 362	8 120 866
7614101200	With Steel Core Cables Of A Diameter> 25.3 Mm But < 28.28 Mm	32	103	450	1 113
7614101900	Other Cable Wth Steel Core	123 693	654 341	888 356	6 814 207
7614109000	Other Stranded Wire With Steel Core	17 506	72 266	71 389	704 472
7614901100	Cables Without Steel Core Of A Diameter< 25.3 Mm	70	4 331	621	44 968
7614901200	Cables Without Steel Core Of A Diameter> 25.3 Mm But < 28.28 Mm	0	538	0	6 750
7614901900	Other Cable Without Steel Core	21 919	42 465	68 227	783 318
7614909000	Other Stranded Wire Without Steel Core	8 535	85 669	70 840	562 601
7615101000	Pot Scourers And Scouring Or Polishingpads,/Gloves And The Like Oi	512	29 942	2 710	126 775
7615109000	Oth Table, Kitchen/Oth Householdarticles & Parts Thereof Of Alumii	376 850	2 817 980	1 085 520	10 070 403
7615202000	Bedpans, Urinals ( Portable Type )And Chamber Pots	125	2 591	452	141 154
7615209000	Other Sanitary Ware And Parts Thereof Ofaluminium	14 946	113 785	44 197	550 996
7616101000	Nails Of Aluminium	10 203	103 199	10 652	94 832
7616102000	Staples And Hooks Of Aluminium	28 633	240 241	172 723	1 672 197



I.3. IMPOR MENURUT KOMODITI / IMPORT BY HS COMMODITY

\*\*\* JULI/JULY 2014 \*\*\*

HS	Uraian Komoditi Commodity Description	Berat Bersih / Net Weight (Kg)		Nilai / Value C.I.F (US\$)	
		Bulan ini Current Month	Kumulatif Cum.Jan. to date	Bulan ini Current Month	Kumulatif Cum.Jan. to date
7616109000	Tacks, Rivets,Cotters,Cotter Pins And Washers Of Aluminium	82 391	843 203	755 532	7 347 248
7616910000	Other Cloth, Grill, Netting And Fencing, Of Aluminium Wire	91 362	242 176	71 381	439 245
7616992000	Ferrules For Use In The Manufacture Of Pencils	10 067	145 534	43 928	817 577
7616993000	Alum.Slugs, Round, Of Such Dim. That The Thick'S>One Tenth Of The	162 969	1 250 442	364 183	2 841 252
7616994000	Bobbins, Spools, Reels And Similarsupports For Textile Yarn	32 300	116 168	102 622	433 660
7616996000	Latex Spouts And Latex Cups	702	6 427	1 543	13 111
7616999110	Venetian Blinds	283	3 162	14 815	94 401
7616999190	Other Venetian Blinds	2 551	225 457	36 942	1 045 554
7616999200	Expanded Metal	13	7 258	1 517	49 460
7616999900	Other Expanded Metal	483 033	2 857 502	3 675 477	21 403 697
7801100000	Unwrought Refined Lead	2 235 507	23 969 883	5 122 888	54 819 834
7801910000	Unrefined Lead Containing By Weightantimony As The Principal Oth	1 324 368	14 407 246	2 919 940	31 653 079
7801990000	Unrefined Lead Containing By Weightantimony Not As The Principal	1 219 115	8 887 158	2 837 806	21 183 457
7804110000	Lead Sheets, Strip And Foil Ofa Thickness < 0,2 Mm	1 312	12 567	11 143	115 985
7804190010	Lead Embossed,Cut To Shape,Perfortd,Coated,Printed,Backed,Reinf	13 154	101 179	446 221	2 255 283
7804190090	Oth Lead Waste & Scrap, Plates, Sheets,Strip And Foil, Lead Powder	282	1 094 511	2 846	2 444 822
7804200000	Lead Powders And Flakes	0	42 438	0	118 534
7806002000	Lead Bars,Rods, Profiles And Wire	13 068	279 630	354 929	2 321 078
7806003000	Lead,Tubes,Pipes And Tube Orpipe Fittings	172	19 617	2 491	195 028
7806009010	Lead Wool,Washers,Electro-Plating Anodes	161	1 337	6 232	112 656
7806009090	Other Articles Of Lead	1 687	36 198	19 044	449 540
7901110000	Zinc Not Alloyed Containing By Weight99.99% Or More Of Zinc	5 281 752	47 130 906	12 078 449	105 007 233
7901120000	Zinc Not Alloyed Containing By Weight< 99.99% Of Zinc	2 289 376	16 573 852	5 422 199	37 278 480
7901200000	Zinc Alloys	895 052	10 127 520	2 263 782	24 323 298
7903100000	Zinc Dust	337 192	1 311 894	544 570	2 901 329
7903900000	Zinc Powders And Flakes	145 595	1 395 110	404 196	4 097 099
7904000000	Zinc Wire,Bars,Rods, Profiles And Wire	44 524	199 921	82 111	518 826
7905003000	Zinc Foil A Tickness < 0.25 Mm	0	184 916	0	70 790
7905009000	Zinc Plates, Sheets, Strip And Foil> 0.25 Mm	314 638	1 901 287	661 604	2 780 649
7907003000	Gutters, Roof Capping, Skylight Frames &Oth Fabricated Building Co	82 913	605 769	29 710	626 177
7907004000	Zinc Tubes, Pipes,Tube, Pipe Fittings(For Couplings, Elbows, Sleeves)	1 181	70 998	9 302	621 609
7907009100	Other Cigarette Cases Or Boxes Ashtrays	340	1 360	480	3 135
7907009200	Other Household Articles	9 230	13 993	20 625	30 721
7907009910	Elec.Plating Anodes,Stencil Plates,Nail,Tackes,Nuts,Bolt,Screws, & Si	41 279	269 149	112 572	609 654
7907009990	Oth Articles Of Zinc	160 308	971 298	431 047	3 188 341
8001100000	Unwrought Tin, Not Alloyed	12 538	32 239	70 236	283 186
8001200000	Unwrought Tin Alloys	14 756	89 656	474 329	2 685 492
8003001000	Tin Bars, Rods, Profiles And Wiresoldering	3 917	84 788	159 814	2 253 517
8003009000	Tin Bars, Rods, Profiles And Wirenot Soldering	56 695	327 559	2 088 201	7 211 724
8007002000	Other Articles Of Tin,Plates,Sheets Andstrip Thickness > 0,2 Mm	61 747	466 157	108 534	601 101
8007003000	Tin-Foil (Whether Or Not Printed Or Backpaper, Etc),Thick < 0,2 Mm,	1 016	9 891	14 585	145 714
8007004000	Tin-Tubbes,Pipes & Tube/Pipe Fitting(Forexample,Couplings,Elbows	4 392	16 219	7 669	58 786
8007009100	Cigarette Cases And Boxes, AshtraysOf Tin	0	10	0	10 540
8007009200	Other Household Articles Of Tin	0	36	0	2 792
8007009910	Articles Of Tin, Collapsible Tubes Fordentifrices, Colours, And The Lil	0	1	0	2
8007009990	Other Articles Of Tin	21 985	272 212	80 593	627 857
8101100000	Tungsten (Wolfram) Powders	0	1 697	0	122 325
8101940000	Unwrought Tungsten, Including Bars Androds Obtained Simply By Si	378	5 483	40 827	639 237
8101960000	Tungsten Wire	72 761	431 660	453 529	2 755 249
8101991000	Tungsten Bar&Rods,Oth Than Thoseobtaine Ply By Sintering,Profiles	0	677	0	99 581
8101999000	Other Articles Of Tungstens Thereofincluding Waste & Scrap	1 264	31 439	101 129	581 584
8102100000	Molybdenum Powders	164	3 239	4 650	72 620
8102940000	Unwrought Molybdenum, Including Barsand Rods Obtained Simply f	0	24	0	2 774
8102950000	Molybdenum Bar&Rods,O.Than Those Obt'Dsimp. By Sintering,Profi	0	126	0	14 523
8102960000	Molybdenum Wire	3 841	42 261	71 577	501 424
8102990000	Other Molybdenum	0	1 022	0	9 899
8103200000	Unwrought Tantalum, Including Bars Androds Obt'D Simp.By Sinteri	27 560	244 345	8 535 290	46 988 601
8103900000	Other Tantalum	17	255	14 478	93 765
8104110000	Magnesium Containing At Least 99.8 % Byweight Of Magnesium	130 000	1 108 438	333 025	2 937 473
8104190000	Other Unwrought Magnesium	2 755	33 840	100 917	377 614
8104300000	Magnesium Raspings,Turnings &Granules,Graded According To Size;	1 003	40 684	20 381	434 553
8104900000	Other Magnesium	308	34 291	3 948	105 085
8105201000	Unwrought Cobalt	50	13 186	3 600	414 984
8105209000	Mattes Cobalt; Cobalt Powders	236	1 761	4 057	71 431

I.3. IMPOR MENURUT KOMODITI / IMPORT BY HS COMMODITY

\*\*\* JULI/JULY 2014 \*\*\*

H S	Uraian Komoditi Commodity Description	Berat Bersih / Net Weight (Kg)		Nilai / Value C.I.F (US\$)	
		Bulan ini Current Month	Kumulatif Cum.Jan. to date	Bulan ini Current Month	Kumulatif Cum.Jan. to date
8105900000	Other Cobalt Mattes	527	3 908	79 887	487 547
8106009000	Other Bismut And Articles Thereof	0	1 005	0	30 570
8107200000	Unwrought Cadmium, Powders	0	14	0	1 127
8107900000	Other Cadmium And Articles Thereof	5	99	784	3 214
8108200000	Unwrought Titanium Powders	0	872	0	10 114
8108900000	Other Titanium And Articles Thereof	144 079	312 090	7 375 913	10 362 380
8109200000	Unwrought Zirconium Powders	0	35 060	0	20 338
8109900000	Other Zirconium And Articles Thereof	3 026	62 146	28 270	1 427 277
8110100000	Unwrought Antimony Powders	0	94 078	0	768 622
8110200000	Antimony Waste And Scrap	0	7	0	6 923
8110900000	Other Antimony And Articles Thereof	0	3 182	0	17 303
8111000000	Manganese And Articles Thereof,Including Waste And Scrap	0	20 489	0	59 838
8112190000	Other Beryllium And Articles Thereof	144	970	15 244	71 080
8112210000	Unwrought Chromium Powders	4 564	30 742	19 733	329 642
8112290000	Other Chromium And Articles Thereof	0	1 598	0	61 582
8112920000	Thallium Unwrought Waste And Scrap	27	108	17 201	65 051
8112990000	Other Thallium And Articles Thereof	0	29	0	17 444
8113000000	Cermets And Articles Thereof, Includingwaste And Scrap	47	310	5 355	44 801
8201100000	Hand Tools Spades And Shovels	36	34 357	200	40 344
8201301000	Hoes (Mamooties) And Rakes	0	5 751	0	13 163
8201309000	Mattocks And Picks	25 653	39 787	4 707	61 067
8201400000	Axes, Bill Hooks And Similar Hewingtools	0	18	0	572
8201500000	Secateurs & Similar One-Handed Prunersand Shears (Including Poult	5 032	82 321	5 434	157 841
8201600000	Hedge Shears,Two-Handed Pruning Shearsand Similar Two Handed :	0	1	0	2
8201900000	Other Hand Tools Of A Kind Used Inagriculture, Horticulture Or Fore	487	12 486	2 165	76 898
8202100000	Hand Saws	182 449	1 373 535	230 961	1 536 685
8202201000	Band Saw Blades	1 852	14 696	8 001	76 076
8202209000	Sparepart Band Saw Blades	143 334	828 045	441 838	2 846 429
8202311000	Circular Saw Blades With Working Part Ofsteel	1 416	16 550	52 958	319 191
8202319000	Sparepart Sircular Saw Blades Withworking Part Of Steel	12 398	149 470	104 905	1 286 288
8202390000	Other Circular Saw Blades Includingparts	32 469	319 053	286 234	1 576 044
8202400000	Chain Saw Blades	19 658	130 555	23 045	334 825
8202910000	Straight Saw Blades For Working Metal	20 652	54 910	184 549	531 311
8202991000	Straight Saw Blades	6 962	50 289	103 217	830 950
8202999000	Other Saw Blades	53 787	645 491	264 121	2 939 477
8203100000	Files, Rasps And Similar Tools	80 749	413 245	97 203	772 629
8203200000	Pliers (Including Cutting Pliers),Pincers, Tweezers And Similar Tools	254 109	2 389 445	526 013	4 680 610
8203300000	Metal Cutting Shears And Similar Tools	41 806	293 744	125 794	728 143
8203400000	Pipe-Cutters, Bolt Croppers, Perforatingpunches, And Similar Tools	47 628	417 170	205 624	1 151 648
8204110000	Hand Operated Spanners And Wrencheson Adjustable	357 326	3 013 534	730 986	5 561 912
8204120000	Hand Operated Spanners And Wrenchesadjustable	166 905	1 460 506	532 643	4 424 905
8204200000	Interchangeable Spanner Sockets, Withor Without Handles	71 567	990 125	340 076	2 709 961
8205100000	Drilling, Threading Or Tapping Tools	80 417	442 713	600 008	3 316 250
8205200000	Hammers And Sledge Hammers	347 541	3 684 682	392 685	8 701 816
8205300000	Planes, Chisels, Gouges And Similarcutting Tools For Working Wood	62 451	560 486	154 169	1 985 074
8205400000	Screwdrivers	218 115	1 695 940	432 508	3 542 906
8205511000	Flat Irons	134	5 970	6 167	19 973
8205519000	Other Household Tools	5 557	72 803	49 048	482 088
8205590000	Other Hand Tools , Oth Than Househloertools	458 698	3 235 110	1 192 555	9 271 311
8205600000	Blow Lamps	4 813	9 768	4 939	38 950
8205700000	Vices, Clamps And The Like	190 466	1 290 550	1 242 692	7 449 498
8205900000	Other Including Sets Of Articles Of Twoor More Subheadings Of This	32 145	642 066	374 189	4 322 498
8206000000	Tools Of Two/More Of The Headings82.02To 82.05 Put Up In Sets Fc	213 203	1 041 989	1 288 973	8 699 057
8207130000	Rock Drilling Or Earth Boring Tools With Working Part Of Cermets	10 575	108 018	241 040	3 283 592
8207190000	Other Rock Drilling / Earth Boring Tools, Including Parts	123 378	606 531	3 598 785	24 526 941
8207200000	Dies For Drawing Or Extruding Metal	44 943	537 568	1 448 648	12 901 808
8207300000	Tools For Pressing, Stamping Or Punching	249 491	1 118 946	5 615 252	22 328 320
8207400000	Tools For Tapping Or Threading	10 280	124 439	837 388	5 113 307
8207500000	Tools For Drilling, Other Than For Rockdrilling	138 139	803 301	4 691 920	12 850 932
8207600000	Tools For Boring Or Broaching	16 125	58 363	464 730	3 215 507
8207700000	Tools For Milling	13 786	73 092	456 726	2 969 874
8207800000	Tools For Turning	10 870	129 707	616 632	4 731 709
8207900000	Other Interchangeable Tools	76 574	1 058 830	1 936 623	19 809 183
8208100000	Knives And Cutting Blades For Metalworking	52 564	263 315	1 055 034	6 563 341

I.3. IMPOR MENURUT KOMODITI / IMPORT BY HS COMMODITY

\*\*\* JULI/JULY 2014 \*\*\*

HS	Uraian Komoditi Commodity Description	Berat Bersih / Net Weight (Kg)		Nilai / Value C.I.F (US\$)	
		Bulan ini Current Month	Kumulatif Cum.Jan. to date	Bulan ini Current Month	Kumulatif Cum.Jan. to date
8208200000	Knives And Cutting Blades For Woodworking	55 346	340 226	445 370	2 456 654
8208300000	Knives&Cutting Blades F Kitchen App'Es /For Mach. Used By The Foc	13 029	49 186	62 470	350 360
8208400000	Knives&Cutting Blades For Agricultural , Horticultural Or Forestry Ma	1 345	83 387	8 982	383 726
8208900000	Other Knives And Cutting Blades Formachines Or For Mechanical Ap	172 252	1 046 137	1 640 886	14 985 782
8209000000	Plates, Sticks, Tips And The Like Fortools,	21 202	196 158	3 066 162	22 401 128
8210000000	Hand-Operated Mechanical Appliances,Weighing	150 250	891 972	164 733	946 740
8211100000	Knives With Cutting Blades,Serrated Ornot And Sets Of Assorted Art	67	45 950	250	241 422
8211910000	Table Knives Having Fixed Blades	14 439	219 368	86 160	758 450
8211925000	Knives ,Fix Blades, Handle Of Base Metalfor Agricultural, Horticultur.	1 328	10 698	29 653	228 205
8211929010	Flick/Spring Knives,Hunting,Diving&Scouts Knives,Penknives,Blades	1	24 520	14	86 993
8211929090	Other Knives Having Fixed Blades Withhandle Of Base Metal	16 866	108 851	45 327	456 783
8211932010	Knives,Oth Than Fixed Blades,With Handle Base Metal, For Agricultu	4 900	15 043	14 926	34 533
8211932090	Knives,Oth Than Fixed Blades,Handle Oththan Metal, For Agricultur	682	3 464	4 064	50 512
8211939000	Knives Having Other Than Fixed Bladeswith Handle Of Base Metal	212	43 656	22 346	130 008
8211941000	Blades For Knife Of Kind Used Foragriculture,Horticulture/Forestry	123	757	4 796	16 564
8211949000	Blades With Handle Of Base Metal	11 852	155 149	135 994	630 416
8211950000	Knives With Handles Of Base Metal	14 004	75 857	19 850	315 024
8212100000	Razors	56 776	555 885	1 020 230	11 947 618
8212201000	Safety Razor Blades With Double-Edgedrazor Blades	14 314	192 276	82 006	1 940 583
8212209000	Other Razors And Razor Blades Includingrazor Blade Blanks In Strips	26 983	266 681	319 039	3 052 873
8212900000	Other Parts Of Razors And Razor Blade	855	46 538	7 296	361 031
8213000000	Scissors, Tailors' Shears And Similarshearsand Blade Thereof	120 607	999 108	202 960	1 663 598
8214100000	Ppr Knives,Lttr Openers,Erasing Knives ,Pencil Sharpeners And Blade	179 168	1 331 532	230 031	2 107 987
8214200000	Manicure Or Pedicure Sets Andinstruments Including Nail Files	71 910	402 979	89 109	655 886
8214900000	Other Articles Of Cutlery	139 223	965 001	215 496	1 485 590
8215100000	Spoons,Forks,Ladles,Skimmer,Cake Serv. &Fish Knives Sets Of Assort	146	63 237	246	120 817
8215200000	Similar Kitchen And Tableware, Othersets Of Assorted Articles	7 080	212 398	13 263	729 166
8215910000	Similar Kitchen And Tableware Platedwith Precious Metal	36	174	142	2 774
8215990000	Other Similar Kitchen And Tableware	174 705	1 832 900	289 287	3 429 710
8301100000	Padlocks	347 716	3 976 198	764 191	5 982 457
8301200000	Locks Of A Kind Used For Motor Vehicles	150 303	1 294 805	1 940 781	15 695 736
8301300000	Locks Of A Kind Used For Furniture	236 651	2 815 405	297 450	3 588 970
8301401000	Handcuffs	1 116	5 833	10 245	40 052
8301409000	Other Padlocks And Locks	785 223	7 098 456	1 567 610	11 831 231
8301500000	Clasps And Frames With Clasps,Incorporating Locks	13 336	112 839	160 902	1 228 062
8301600000	Parts Of Padlocks And Locks	436 571	2 679 856	3 036 064	20 030 836
8301700000	Keys Presented Separately	33 479	291 092	430 658	3 497 210
8302100000	Hinges	1 073 040	10 814 127	1 785 437	13 576 307
8302201000	Castors Of A Diameter > 100 Mm But < 250 Mm	2 005	171 784	4 532	205 114
8302209000	Oth Base Metal Mountings, Fitting &Similar Articles	412 225	2 760 618	726 073	5 125 044
8302301000	Hasps	5 417	76 217	65 863	549 971
8302309000	Oth Mountings, Fittings And Similararticles Suitable For Motor Vehic	429 745	3 835 436	3 590 818	30 602 134
8302413100	Hasps Suitable For Building	101 813	550 968	77 960	386 862
8302413900	Bolts, Hooks, Eyes And Staples Suitablefor Building	35 383	653 063	60 164	1 037 451
8302419000	Other Mounting Suitable For Building	654 976	6 108 119	1 949 950	14 566 941
8302422000	Hasps Suitable For Furniture	44 196	878 018	20 304	464 381
8302429000	Bolts Suitable For Furniture	1 414 260	14 996 210	2 410 043	20 610 009
8302491000	Mounting Of A Kind Suitable For Saddlery	1 319	18 509	13 098	214 301
8302499100	Hasps	13 636	53 056	27 437	389 871
8302499900	Other Mounting ; Oth Than Of A Kindsuitable For Saddlery	243 630	2 880 364	693 351	6 144 386
8302500000	Hat-Racks,Hat-Pegs, Brackets And Similar Fixtures	46 199	835 993	189 021	3 139 386
8302600000	Automatic Door Closers	64 319	619 999	429 040	2 810 441
8303000000	Armoured/Reinforced Safes,Strong-Boxesand Doors And Safe Depos	120 869	1 841 505	280 493	4 181 981
8304001000	Filing Cabinets Or Card-Index Cabinets	458 907	2 102 624	843 842	4 161 307
8304009100	Other Similar Office Or Desk Equipmentof Aluminium	4 281	36 295	171 683	416 904
8304009900	Other Office Or Desk Equipment Of Copperor Of Lead	159 786	936 295	938 344	2 854 605
8305101000	Fittings For Double Loop Wire Binders	29 472	379 393	116 249	1 050 056
8305109000	Fittings For Loose-Leaf Binders Or Filesoth Than Double Loop Wire B	204 294	1 444 774	475 690	3 343 076
8305201000	Staples In Strips Of A Kind For Officeuse	117 291	755 684	72 760	870 262
8305202000	Other Staples In Strips Of Iron Or Steel	6 135	78 111	14 801	199 114
8305209000	Other Fitting For Loose Leaf Binders Orfiles For Staples In Strips	137 299	1 404 140	102 923	1 190 390
8305901000	Letter Coners, Paper Clips, Indexingtags Office Articles	73 935	305 612	114 726	502 726
8305909000	Other Including Parts	57 897	1 039 982	125 292	2 543 795
8306101000	Bells For Cycles	3 561	88 898	6 370	103 312

I.3. IMPOR MENURUT KOMODITI / IMPORT BY HS COMMODITY

\*\*\* JULI/JULY 2014 \*\*\*

H S	Uraian Komoditi Commodity Description	Berat Bersih / Net Weight (Kg)		Nilai / Value C.I.F (US\$)	
		Bulan ini Current Month	Kumulatif Cum.Jan. to date	Bulan ini Current Month	Kumulatif Cum.Jan. to date
8306102000	Bells, Gongs And The Like, Of Copper	829	1 933	8 372	14 611
8306109000	Bells, Gongs And The Like, Oth Than Ofcopper	1 519	16 356	20 119	127 479
8306210000	Statuetes And Other Ornamen Plated Withprecious Metal	0	12 312	0	10 897
8306291000	Statuetes And Other Ornamen, Of Copperor Lead	47	1 777	9 226	12 306
8306292000	Statuetes And Other Ornamen, Of Nickel	0	658	0	6 824
8306293000	Statuetes And Other Ornamen, Ofaluminium	456	8 323	1 540	16 716
8306299000	Other Statuetes And Other Ornamen	27 022	131 108	61 912	321 898
8306301000	Photograph, Picture Or Similar Frames;Mirrors : Of Copper	439	10 690	567	46 797
8306309100	Metalic Mirrors Reflecting Trafficviews At Road Interstions/Sharp Cc	3 603	13 532	7 884	36 505
8306309900	Oth Metalic Mirrors Reflecting Trafficviews At Road Interstions/Shar	29 573	181 581	98 079	716 556
8307100000	Flexible Tubing Of Base Metal,Withor Without Fitting Of Iron/Steel	219 470	1 395 057	1 231 892	8 686 806
8307900000	Flexible Tubing Of Base Metal,Withor Without Fitting Of Other Base	11 901	287 307	71 775	2 394 843
8308100000	Hooks, Eyes And Eyelets Of Base Metal	336 358	2 549 383	3 015 773	27 201 561
8308200000	Tubular Or Bifurcated Rivets Of Basemetal	21 650	433 890	355 805	3 381 811
8308901000	Including Parts With Beads Of A Kindused For Travel Goods	18 467	161 421	230 452	1 849 471
8308909010	Including Parts With Spangles Of A Kindused For Clothing	0	8 208	0	60 433
8308909090	Claps, Frames With Claps, Buckles,Buckle-Claps Of Base Metal	245 838	2 188 941	1 910 857	18 664 088
8309100000	Crown Corks, Of Base Metal	13 856	127 862	42 705	471 647
8309901000	Capsules For Bottles, Of Base Metal	7 391	55 338	168 787	629 573
8309902000	Top Ends Of Alum. Cans, Of Base Metal	495 812	4 150 889	2 417 669	19 209 521
8309906000	Aerosol Can Ends, Of Tinplate, Of Basemetal	1 026	28 236	7 855	116 619
8309907000	Other Caps For Cans, Of Base Metal	61 997	733 584	180 602	2 782 171
8309908100	Bottle And Screw Caps, Of Aluminium	394	12 987	5 080	184 899
8309908900	Seals & Other Packing Accessoriesof Aluminium	59 221	491 947	509 523	3 906 684
8309909100	Other Of Bottle And Screw Caps	467	21 636	7 647	195 278
8309909910	Bungs For Metal Drums; Bung Covers;Seals;Case Corner Protectors	15 762	120 529	136 637	1 272 510
8309909990	Threaded Bungs For Aluminiumcovers; Seals;Case Corner Protectors	146 289	940 228	889 138	6 817 720
8310000000	Plates; Sign , Name, Add & Similar,Numb,Letter, Of Base Metal, Excl	24 576	241 498	305 859	2 724 848
8311100010	Coated Electrodes Of Base Metal,For Electric Arc-Welding : In Rolls	303 246	2 789 889	441 292	3 913 422
8311100090	Coated Electrodes Of Base Metal,For Electric Arc-Welding, In Oth Th	1 294 297	13 339 712	1 823 693	18 863 544
8311202010	Cored Wire Of Alloy Stell,Cont By Weight4,5% / Carbon / Chromium	502 248	6 240 829	754 484	7 958 267
8311202090	Cored Wire Of Alloy Stell,Cont By Weight4,5% / Carbon / Chromium	24 895	352 188	71 944	703 344
8311209010	Part Core Wire Of Alloy Stell,Contweight4,5% / Carbon / Chrom, In F	355 821	2 043 553	531 712	3 559 787
8311209090	Part Cored Wire Of Alloy Stell,Contweight4,5% /Carbon/Chrom, In N	341 542	2 733 570	404 882	3 735 273
8311302010	Coat Rod & Cored Wire Of Alloy Stell,Cont Weight 4,5% /Carbon/Ch	250 044	1 292 675	356 136	3 701 843
8311302090	Coat Rod & Core Wire Of Alloy Stell,Contweight 4,5% / Carbon / Chr	27 416	117 087	68 037	5 921 622
8311309010	Part Coat Rod & Cor Wire Of Alloy Stell,Cont Weight 4,5% / Carbon/	89 222	2 334 558	745 437	6 174 748
8311309090	Part Coat Rod & Cor Wire Of Alloy Stell,Cont Weight 4,5% /Carbon/C	414 839	1 982 419	1 652 897	8 422 621
8311900000	Coated Wire / Cored With Flux Materialof Kind Used For Soldering &	158 835	3 523 015	536 127	7 317 085
8401100000	Nuclear Reactors	6 730	7 386	244 608	249 608
8401200000	Machinery & Apparatus For Isotopicseparation & Parts Thereof	6 947	32 535	408 446	1 172 950
8401300000	Fuel Elements (Cartridges),Non-Irradiated	33	34	2 982	2 990
8401400000	Parts Of Nuclear Reactors	366	6 195	209 870	1 221 238
8402111000	Watertube Boiler With Steam Production> 45 T/ H With Electrical Oj	900 716	8 180 541	1 126 129	71 335 541
8402112000	Watertube Boiler With Steam Production> 45 T/ H With Not Electric	49	515 488	509	4 401 541
8402121100	Watertube Boilers Elect. With A Steam15 Tons <= Steam Prod.< 45T	1 261 137	10 437 671	3 630 846	30 795 404
8402121900	Watertube Boilers Electric With A Steamprod < 15 Tons /Hours	157 132	2 451 931	399 196	8 947 810
8402122100	Watertube Boilers Not Elect. With Steam15 Tons <= Steam Prod.< 4!	0	360 458	0	1 179 454
8402122900	Watertube Boilers Not Elect With Steamprod < 15 Tons /Hours	641 305	1 188 977	6 790 398	8 380 301
8402191100	Hybrid Boilers With A Steam Production> 15T/ Hour With Electrical!	1 045	1 290 286	51 840	2 749 078
8402191900	Hybrid Boilers With A Steam Production< 15T/ Hour With Electrical!	201 633	2 404 695	162 390	7 020 125
8402192100	Hybrid Boilers Not Elect With A Steamproduction Exceeding 15T/ Hc	0	124 880	0	188 497
8402192900	Oth Hybrid Boiler Not Elect With A Steamproduction Not Exceeding	263 427	1 363 940	245 000	3 795 826
8402201000	Electric Super Heated Water Boilerselectrically Operated	134 725	2 454 346	650 072	18 599 186
8402202000	Electric Super Heated Water Boilersnot Electrically Operated	0	3 888	0	185 383
8402901000	Part Of Boiler Bodies Or Shells	1 189 921	3 473 942	7 988 527	18 057 267
8402909000	Oth Than Part Of Boiler Bodies Or Shells	3 922 254	19 754 484	25 711 621	107 810 285
8403100000	Boilers Of Central Heating Boilersother Than Those Of Heading 84.0.	41 570	429 008	167 984	1 782 332
8403901000	Boiler Bodies Or Shells Central Heatingboilers Oth Than Those Of He	9	714 918	440	936 081
8403909000	Oth Boiler Bodies Or Shells Central Heatboilers Oth Than Those Of H	14 503	490 123	19 709	1 360 225
8404101010	Soot Remover (Soot Blowers) For Usewith Boilers Of Heading 84.02	29 264	556 295	151 901	3 557 137
8404101090	Economiser,Super-Heaters,Gas Revererswith Boilers Of Heading 84.)	1 369 619	20 015 134	14 620 484	89 951 952
8404102000	Economiser,Super-Heaters,Gas Revererswith Boilers Of Heading 84.)	0	362 910	0	2 205 740
8404200000	Condensers For Steam Or Other Vapourpower Units	48 133	483 528	142 111	3 013 522

I.3. IMPOR MENURUT KOMODITI / IMPORT BY HS COMMODITY

\*\*\* JULI/JULY 2014 \*\*\*

HS	Uraian Komoditi Commodity Description	Berat Bersih / Net Weight (Kg)		Nilai / Value C.I.F (US\$)	
		Bulan ini Current Month	Kumulatif Cum.Jan. to date	Bulan ini Current Month	Kumulatif Cum.Jan. to date
8404901100	Parts Boiler Bodies Or Shells Of Goodsof Subheading 8404.10.10 :	0	1 220	0	19 512
8404901900	Part Oth Than Boiler Bodies Or Shells Ofgoodsof Subheading 8404.1	23 216	2 486 896	117 712	9 076 555
8404902100	Parts Boiler Bodies Or Shells Of Goodsof Subheading 8404.10.20 :	0	2	0	721
8404902900	Part Oth Than Boiler Bodies Or ShellsOf Goodsof Subheading 8404.1	0	22 828	0	50 438
8404909000	Other Parts Of Auxiliary Machineryfor Use With Boilers	683 282	2 737 007	6 195 827	15 216 670
8405100000	Producer Gas/Water Gas Generators,With Or Without Purifiers; Ace	190	666 901	5 813	15 934 798
8405900000	Part Of Producer Gas/Water Gas Generat,With Or Without Purifiers;	35 556	811 778	4 225 596	59 654 337
8406100000	Turbines For Marine Propulsion	5 502	7 904	426 608	538 033
8406810000	Turbines Oth Than Marine Propulsion Ofan Output Exceeding 40 Mw	187 354	9 006 325	2 849 426	108 565 366
8406820000	Turbines Oth Than Marine Propulsion Ofan Output Not Exceeding 40	1 444 957	4 276 686	11 483 383	51 709 108
8406900000	Turbines For Marine Propulsion	376 065	5 358 504	4 709 461	53 906 356
8407100000	Spark Ignition Reciproc/Rotary Internalcombustion Piston Engines Fr	2 666	15 629	34 766	13 625 011
8407211000	Outboard Motors Of A Power < 22.38 Kw	3 164	12 137	91 289	407 481
8407219000	Outboard Motors Of A Power > 22.38 Kw	111 340	892 593	2 580 730	20 613 984
8407292000	Other Than Outboard Motorsof A Power <= 22.38 Kw	0	2 316	0	2 789
8407299010	Outboard Motors Of A Power > 22.38 Kw But Not Exceeding100 Kw	247	30 286	4 244	11 271
8407299090	Outboard Motors Of A Power > 100 Kw	31 060	590 708	113 410	1 257 526
8407310000	Reciprocating Piston Engine Of Vichileof Chapter 87 ,Capacity <=50 (	101	143	150	8 345
8407321200	Reciproc Piston Engine Of Vehicles Ofheading 87.11 ,50Cc< Capacity	112	264	3 253	8 162
8407321900	Reciproc Piston Engine Of Vhl Of Head8701,8711 With Capacity <= 1	19 447	99 293	56 861	308 269
8407322100	Reciproc Piston Engine Of Vehicles Ofheading 87.01 ,110Cc>Capacit	0	18	0	795
8407322200	Reciproc Piston Engine Of Vehicles Ofheading 87.11 ,110Cc> Capacit	36 895	609 480	773 227	8 646 761
8407322900	Reciproc Piston Engine Of Vhl Of Head8701,8711 With >110 Cc Cap	7 725	36 368	57 923	241 178
8407332000	Reciproc Piston Engine Of Vehicles Ofhead 87.11 ,250Cc> Capacity <	623	3 162	18 049	77 781
8407339000	Reciproc Piston Engine Of Vehicles Of8701,8711 With Capacity <= 11	333	34 279	8 368	581 444
8407346000	Fully Assemb For Oth Vhl Of Heading8711 With Cyl Cap < 1100 Cc	1 224	6 587	16 504	93 206
8407347100	Fully Assembled Of A Cylinder Capacitynot Exceeding 2000 Cc	50 312	1 682 481	745 768	24 009 444
8407347200	Fully Assembled Of > 2000 Cc A Cylindercapacity < 3000 Cc	0	11 075	0	122 283
8407347300	Fully Assembled Of A Cylinder Capacityexceeding 3000 Cc	274 028	938 077	4 995 265	18 458 044
8407349100	Fully Assembled For Pedestriancontrolled Tractors Of Cyl Cap <1100	0	671	0	5 082
8407349200	Fully Assembled For Other Vehiclesof Heading 8701	149	149	22 770	22 770
8407349300	Fully Assembled For Other Vehiclesof Heading 8711	0	16 639	0	392 300
8407349400	Fully Assembled For Oth Vehicles Ofcylinder Capacity Not Exceeding	287 114	1 905 798	3 148 983	21 857 963
8407349500	Fully Assembled For Oth Vehicles Of> 2000 Cc Cylinder Capacity < 30	2	229	121	9 329
8407349900	Fully Assembled For Oth Vehicles Ofcylinder Capacity Exceeding 300	1 325	37 678	17 867	745 866
8407901000	Other Engines Of A Power Notexceeding 18,65 Kw	399 345	4 592 709	1 743 209	20 894 742
8407902000	Other Engines Of A Power Exceeding18,65 Kw But Notexceeding 22	0	7	0	1 053
8407909000	Other Engines Of A Powerexceeding 22,38 Kw	93 826	944 894	760 598	4 648 327
8408101000	Marine Propulsion Engines,Of A Power Not Exceeding 22.38 Kw	300	41 361	352	95 089
8408102000	Marine Propulsion Engines,Of A Powerexc 22.38 Kw But Not Exc 100	2 842	727 499	6 750	4 873 273
8408109010	Marine Propulsion Engines,Of A Powerexc 100 Kw But Not Exc 750 K	119 236	699 804	831 786	7 916 146
8408109090	Marine Propulsion Engines,Of A Powerexceeding 750 Kw	201 558	1 598 813	3 549 551	29 972 604
8408201000	Fully Assembled For Vehiclesof Subheading 8701.10	16 567	103 439	245 543	1 590 286
8408202100	Fully Assembled For Vehicles Ofsubhd 8701.10 Of Cyl Cap <2000 Cc	247	843 673	18 308	3 077 378
8408202200	Fully Assembled For Vehicles Ofsubhd 8701 Of >2000 Cc Cyl Cap <35	1 051 788	8 161 196	12 925 892	100 613 926
8408202310	Fully Assembled For Vehicles Ofsubhd 8701.10 Of Cyl Cap > 3500 Cc	14 206	203 930	183 534	3 288 223
8408202320	Fully Assembled For Vehicles Ofsubhd 8701.10 Of Cyl Cap > 20000 C	14 702	115 744	315 775	2 911 703
8408209300	Oth For Vehicles Of Subheading 8701.10	1 347	88 289	46 698	2 710 729
8408209400	Oth For Vehicles Of Subheading 8701.10 With Cyl Capacity < 2000 C	0	8 104	0	216 875
8408209500	Oth For Vehicles Of Subheading 8701.10 With > 2000 Cc Cyl Capacit	0	6 500	0	98 250
8408209610	Oth For Vehicles Of Subheading 8701.10 With > 3500 Cc Cyl Capacit	380 054	2 192 763	1 030 817	11 691 747
8408209620	Oth For Vehicles Of Subheading 8701.10 With Cyl Capacity > 20000	77 968	129 510	2 588 708	4 249 539
8408901000	Other Engines With Power < 18,65 Kw	140 456	4 339 778	394 385	5 758 066
8408905020	Other Engines With Power > 100 Kw Forrailway Locomotives Or Trar	0	2 677	0	32 077
8408905030	Other Engines With Power > 100 Kw Forheading 8429 Or 8430	302 295	1 645 592	3 457 197	20 267 525
8408905090	Other Engines With Power > 100 Kw Forheading 8429 Or 8430	221 923	2 355 080	1 871 570	10 048 386
8408909100	Egn Of Power Exc 100 Kw Oth Formachinery Heading 8429 Ot 8430	74 939	602 066	1 007 473	9 173 759
8408909910	Compression With Diesel Or Semi-Dieselof Railway Locomotiv Or Tr	47	190	1 929	7 111
8408909990	Compres With Diesel Or Semi-Diesel Othof Railway Locomotiv Or Tr	664 678	8 317 651	4 065 222	26 300 537
8409100000	Parts Suitable For Use With The Engineof Heading 8407 Or 8408 Of /	9	1 803	2 981	47 459
8409911100	Combustion Piston Egn For Machin Of Head8429 Or 8430 Of Carbur	12 570	136 356	911 748	8 883 550
8409911200	Combustion Piston Egn For Machin Of Head8429 Or 8430 Of Cylindr	2 865	16 053	59 644	269 589
8409911300	Cylinder Liners With Internal Diameter50 Mm <= 155 Mm Of Head 8	651	10 446	16 349	198 509
8409911400	Oth Cylinder Liners With Internal Diamtr50 Mm <= 155 Mm Of Head	5 597	47 323	103 052	782 745

I.3. IMPOR MENURUT KOMODITI / IMPORT BY HS COMMODITY

\*\*\* JULI/JULY 2014 \*\*\*

H S	Uraian Komoditi Commodity Description	Berat Bersih / Net Weight (Kg)		Nilai / Value C.I.F (US\$)	
		Bulan ini Current Month	Kumulatif Cum.Jan. to date	Bulan ini Current Month	Kumulatif Cum.Jan. to date
8409911500	Cylinder Heads & Head Covers Formachinery Heading 8429 Ot 8430	4 184	58 869	116 319	1 332 340
8409911600	Pistons With An External Diameter Of50 Mm <= 155 Mm Of Head 84	3 177	30 740	89 613	907 323
8409911700	Oth Pistons With An External Diameter Of50 Mm <= 155 Mm Of Hez	4 980	52 644	99 564	343 363
8409911800	Piston Rings & Gudgeon Pins Formachinery Heading 8429 Ot 8430	20 104	75 035	607 689	1 610 426
8409911900	Oth Parts Suitable For Use With Theengine Machinery Heading 8425	10 096	603 218	244 224	12 754 071
8409912100	Carburettors & Parts There Of Vehiclesof Heading 8701	14	1 225	290	19 000
8409912200	Cylinder Blocks For Machinery Heading8701	0	5 599	0	13 682
8409912300	Cylinder Liners With Internal Diameter50 Mm <= 155 Mm Of Headir	0	20	0	992
8409912400	Oth Cylinder Liners With Internal Diamtr50 Mm <= 155 Mm Of Heac	1 089	6 822	17 261	120 267
8409912500	Cylinder Heads & Head Covers Formachinery Heading 8701	8 434	83 527	41 068	279 098
8409912600	Pistons With An External Diameter Of50 Mm <= 155 Mm Of Heading	894	2 142	7 021	24 290
8409912700	Oth Pistons With An External Diameter Of50 Mm <= 155 Mm Of Hez	263	2 140	12 664	170 718
8409912800	Piston Rings & Gudgeon Pins Formachinery Heading 8701	7 854	30 752	168 232	1 228 932
8409912900	Oth Parts Suitable For Use With Theengine Machinery Of Heading 8	2 206	38 269	11 349	382 150
8409913100	Carburettors & Parts There Of Vehiclesof Heading 8711	66 437	532 284	955 588	17 949 313
8409913200	Cylinder Blocks; Crank Cases Formachinery Of Heading 8711	80 720	460 261	715 060	6 284 923
8409913400	Cylinder Liners For Machinery Ofheading 8711	83 156	627 449	374 035	2 943 103
8409913500	Cylinder Heads & Head Covers Formachinery Of Heading 8711	4 657	45 243	47 696	687 931
8409913700	Pistons For Machinery Of Heading 8711	24 041	272 953	288 393	2 833 730
8409913800	Piston Rings & Gudgeon Pins Formachinery Of Heading 8711	9 237	153 528	518 120	6 127 608
8409913900	Oth Parts Suitable For Use With Theengine For Machinery Of Headir	130 041	1 264 319	3 066 641	35 373 370
8409914100	Carburettors & Parts There Of Vehiclesof Heading 87	89 280	663 269	2 533 022	15 730 786
8409914200	Cylinder Blocks; Crank Cases Formachinery Of Heading 87	997 065	7 569 972	7 294 019	57 662 497
8409914300	Cylinder Liners With Internal Diameter50 Mm <= 155 Mm Of Headir	414	8 683	6 643	120 339
8409914400	Other Cylinder Liniers With The Enginefor Machinery Of Heading 87	21 856	207 202	231 636	2 389 726
8409914500	Cylinder Heads & Head Covers Formachinery Of Heading 87	159 568	1 657 221	1 905 367	18 406 199
8409914600	Pistons With An External Diameter Of50 Mm <= 155 Mm Of Heading	45 611	460 826	583 822	6 336 707
8409914700	Oth Pistons With An External Diameter50 Mm <= 155 Mm Of Headir	6 437	70 993	91 685	848 151
8409914800	Piston Rings & Gudgeon Pins Formachinery Heading 87	30 638	155 983	492 071	5 286 233
8409914900	Oth Parts Suitable For Use With Theengine For Machinery Of Headir	2 869 422	11 879 714	15 255 414	117 449 932
8409915100	Cyl Block,Crank Case,Marine Propul Engpower<= 22.38Kw For Vesse	4 447	30 042	66 198	3 158 954
8409915200	Cyl Liners, Power < 22,38 Kw Of Diamtr=>50 Mm<155 Mm For Vesse	65	493	2 785	20 976
8409915300	Oth Cyl Liners,Power < 22,38 Kwfor Vessel Of Heading 89	32	9 212	374	11 333
8409915400	Pistons, Power< 22,38 Kw Of Diamtr=>50 Mm<155 Mm For Vessel C	16 543	121 140	233 600	1 737 812
8409915500	Oth Pistons, Power< 22,38 Kwfor Vessel Of Heading 89	2 009	4 741	25 613	464 471
8409915900	Oth Suitable For Use With The Egn Ofpower < 22,38 Kw For Vssl Of t	34 914	379 641	537 968	4 455 215
8409916100	Cyl Block,Crank Case,Marine Propul Engpower > 22.38Kw For Vessel	1 035	2 238	2 952	24 352
8409916200	Cyl Liners, Power > 22,38 Kw Of Diamtr=>50 Mm<155 Mm For Vesse	0	49 195	0	105 683
8409916300	Oth Cyl Liners, Power>22,38 Kw Of Diamtr=>50 Mm<155 Mm For Ve	8 773	153 036	72 998	869 240
8409916400	Pistons, Power > 22,38 Kw Of Diamtr=>50 Mm<155 Mm For Vessel C	1 881	62 871	12 996	141 618
8409916500	Other Piston For Marine Propulsionengines Of Power > 22.38 Kw	383	10 006	3 517	163 466
8409916900	Oth Suitable For Use With The Egn Ofpower > 22,38 Kw For Vssl Of t	44 334	263 116	218 177	1 611 953
8409917100	Carburettors & Parts There Of Other Eng	1 291	31 978	2 240	229 857
8409917200	Cylinder Blocks For Other Engine	131 737	1 050 330	118 160	858 830
8409917300	Cyl Liners For Other Engine With=>50 Mm Diameter <155 Mm	10 735	79 561	88 369	501 223
8409917400	Oth Cyl Liners For Other Engine	48 716	239 183	60 420	362 942
8409917500	Cyl Heads & Head Covers For Other Eng	11 764	28 674	37 198	130 147
8409917600	Pistons For Other Engine With=>50 Mm Diameter <155 Mm	5	338	15	23 479
8409917700	Oth Pistons For Other Engine	3 102	34 315	31 475	207 867
8409917800	Pistons Rings & Gudgeon Pins Forother Engine	3 304	20 957	50 121	292 244
8409917900	Other Parts For Engines	286 453	2 265 149	848 270	9 011 170
8409991100	Carburettors & Parts There Of For Enginof Machinery Of Head 8429	800	11 891	31 724	563 522
8409991200	Cylinder Blocks For Engine Of Machineryof Heading 8429/8430	10 901	72 172	157 114	1 256 936
8409991300	Cyl Liners For Eng Mach Head 8429/8430With =>50 Mm Diameter <	2 264	5 062	8 006	43 917
8409991400	Other Cylinder Liners For Engineof Machinery Of Head 8429/8430	21 000	178 136	581 003	4 791 987
8409991500	Clinder Head & Head Covers For Engineof Machinery Of Head 8429/	24 228	191 287	589 795	5 141 148
8409991600	Pistons For Eng Mach Of Head 8429/8430With =>50 Mm Diameter <	706	3 413	7 456	48 356
8409991700	Other Piston For Engin Of Machineryof Heading 8429/8430	621	14 844	30 582	421 833
8409991800	Pistons Rings & Gudgeon Pins For Engineof Machinery Of Head 8425	2 069	14 008	37 871	329 659
8409991900	Other Engine Of Machinery Ofheading 8429 Or 8430	33 265	316 069	697 624	4 491 372
8409992100	Carburettors & Parts There Of For Enginof Vehicles Of Heading 870	11 564	68 001	11 036	102 842
8409992200	Cylinder Blocks For Engin Of Vehiclesof Heading 8701	55 972	301 531	104 480	457 494
8409992300	Cyl Liners For Engine Of Vehicles Ofwith =>50 Mm Diameter <155 M	354	1 042	14 462	41 330
8409992400	Other Cylinder Liners For Enginesof Vehicles Of Heading 8701	7 213	7 347	3 653	7 946

I.3. IMPOR MENURUT KOMODITI / IMPORT BY HS COMMODITY

\*\*\* JULI/JULY 2014 \*\*\*

HS	Uraian Komoditi Commodity Description	Berat Bersih / Net Weight (Kg)		Nilai / Value C.I.F (US\$)	
		Bulan ini Current Month	Kumulatif Cum.Jan. to date	Bulan ini Current Month	Kumulatif Cum.Jan. to date
8409992500	Cyl Heads & Head Covers Forengines Of Vehicles Of Heading 8701	134	19 261	405	187 877
8409992600	Pistons For Eng Of Vhl Head 8701With =>50 Mm Diameter <155 Mm	2	149	20	4 855
8409992700	Oth Pistons For Engines Ofvehicles Of Heading 8701	19	211	390	6 224
8409992800	Pistons Rings & Gudgeon Pins Forengines Of Vehicles Of Heading 87	2	1 199	66	45 486
8409992900	Other For Engines Of Vehicles Of Heading 8701	48 737	298 473	53 558	388 209
8409993100	Carburettors & Parts There Of For Enginof Vehicles Of Heading 871`	0	23 418	0	118 780
8409993200	Cylinder Blocks; Crank Cases Forengines Of Vehicles Of Heading 870	0	40 675	0	279 563
8409993300	Cylinder Liners For Enginesof Vehicles Of Heading 8711	72	1 484	572	19 601
8409993400	Cyl Heads & Head Covers Forengines Of Vehicles Of Heading 8711	170	1 477	5 038	57 159
8409993500	Pistons For Engines Of Vehiclesof Heading 8711	2 057	4 899	58 158	101 624
8409993600	Pistons Rings & Gudgeon Pins Forengines Of Vehicles Of Heading 87	565	9 306	27 022	424 545
8409993900	Other For Engines Of Vehiclesof Heading 8711	29 146	364 180	621 814	8 100 167
8409994100	Carburettors & Parts There Of For Enginof Oth Vehicles Of Chapter 8	150	4 871	1 407	16 434
8409994200	Cylinder Blocks;Crank Case For Enginesof Oth Vehicles Of Chapter 8	918 677	6 368 099	6 219 305	52 477 660
8409994300	Cyl Liners For Eng Of Oth Vhl Of Chap 87With =>50 Mm Diameter <1	9 062	79 741	152 542	1 062 099
8409994400	Other Cylinder Liners For Enginesof Oth Vehicles Of Heading 8701	7 229	84 930	28 735	378 818
8409994500	Cyl Heads & Head Covers For Enginesof Oth Vehicles Of Chapter 87	210 233	1 371 345	2 180 682	14 951 535
8409994600	Pistons For Eng Of Oth Vhl Chapter 87With =>50 Mm Diameter <155	22 103	107 033	148 720	1 134 142
8409994700	Other Piston For Engines Ofother Vehicles Of Chapter 87	9 988	56 075	15 073	303 591
8409994800	Pistons Rings & Gudgeon Pins Forengines Of Oth Vehicles Of Chapte	52 549	277 123	364 275	2 192 855
8409994900	Other For Engines Of Othervehicles Of Chapter 87	1 015 257	7 913 231	12 294 005	98 802 150
8409995100	Cyl Block Crank Case,Marine Propuls.Eng. Power<= 22.38Kw For Vssl	858	2 648	3 332	21 259
8409995200	Cyl Liners Of Power<=22,38 Kw Of Diamtr=>50 Mm<155 Mm For Ve	380	969	930	8 643
8409995300	Other Cylinder Liners For Engines Vssl of Chapter 89 Wit Power < 22,	0	7 764	0	45 893
8409995400	Pistons For Vssls Eng <= 22,38 Kw Of=>50 Mm Diamtr <= 155 Mm Of	361	541	954	1 401
8409995500	Other Piston For Eng Of Vssl Of Chap 89 With Mar Propul Eng Of Pov	0	1 224	0	6 942
8409995900	Oth.For Vssls Chapt.89,Marine Propul Eng Of A Power<= 22.38 Kw,C	11 586	68 639	81 459	385 078
8409996100	Cyl.Block,Crank Case,Marine Propuls.Eng. Power>= 22.38Kw For Vss	11	134	2 312	22 838
8409996200	Cyl Liners For Vssl Eng >= 22,38 Kw Of=>50 Mm Diamtr <= 155 Mm (	1 629	46 991	87 740	1 896 378
8409996300	Other Cylinder Liners For Marinepropulsion Engines Of Power > 22,3	30 895	83 404	132 309	364 498
8409996400	Pistons For Vssls Eng >= 22,38 Kw Of=>50 Mm Diamtr <= 155 Mm Of	8 033	47 282	81 197	665 750
8409996500	Other Piston For Marine Propulsionengines Of Power > 22,38 Kw	11 683	89 625	28 162	767 006
8409996900	Other For Marine Propulsion Enginesof A Power > 22,38 Kw	527 921	3 004 258	3 248 415	24 301 374
8409997100	Carburettors & Parts There Of Forother Engines	5 042	110 578	79 497	882 173
8409997200	Cylinder Blocks For Other Engines	4 064	72 957	86 416	1 694 717
8409997300	Cylinder Liners For Other Engines With=>50 Mm Diamtr <= 155 Mm	337	7 805	1 306	10 938
8409997400	Other Cylinder Liners For Other Engines	16 768	200 582	264 097	2 494 625
8409997500	Cyl Heads & Head Covers For Other Engine	15 873	72 313	354 646	1 354 289
8409997600	Pistons For Other Engines With=>50 Mm Diamtr <= 155 Mm	1 049	11 832	8 219	137 061
8409997700	Oth Pistons For Other Engines	21 268	173 048	748 970	2 342 395
8409997800	Pistons Rings & Gudgeon Pins Forother Engines	7 185	68 757	75 997	382 105
8409997900	Other Than For Engines	412 953	5 113 056	3 402 350	18 546 994
8410110000	Hydraulic Turbine & Water Wheelsof Power <= 1,000 Kw	33 292	215 191	126 083	1 296 544
8410120000	Hydraulic Turbines And Water Wheels Of>1,000 Kw Power < 10,000	3 668	174 584	7 851	3 370 958
8410130000	Hydraulic Turbines And Water Wheels Ofwith A Power Exceeding 10	143	143	387	387
8410900000	Parts, Including Regulators Ofhydraulic Turbins And Water Wheels	110 394	1 002 208	436 106	6 096 161
8411110000	Turbo-Jets Of A Thrust Not Exceed 25 Kn	30 074	399 111	395 732	5 598 020
8411120000	Turbo-Jets Of A Thrust Exceeding 25 Kn	437	8 542	15 144	1 638 365
8411210000	Turbo-Propellers Of A Powernot Exceeding 1,100 Kw	2 425	31 636	564 946	4 685 522
8411220000	Turbo-Propellers Of A Powerexceeding 1,100 Kw	1 181	10 691	40 945	10 613 645
8411810000	Other Gas Turbines Of A Powernot Exceeding 5,000 Kw	0	215 849	0	18 954 299
8411820000	Other Gas Turbines Of A Powerexceeding 5,000 Kw	6 745	30 675	918 542	7 655 587
8411910000	Parts Of Turbo-Jets/Turbo-Propellers	665	18 294	67 057	603 178
8411990000	Oth Parts Of Turbo-Jets/Turbo-Propellers	1 025 199	3 049 011	22 101 552	149 750 967
8412100000	Reaction Engines Oth Than Turbo-Jets	9 485	64 313	233 446	1 081 687
8412210000	Hydraulic Power Engines And Motorswith Linear Acting (Cylinders)	169 574	1 329 830	2 680 531	13 976 932
8412290000	Hydraulic Power Engines And Motorswith Other Linear Acting (Cylin	239 144	2 823 166	5 760 885	32 959 679
8412310000	Pneumatic Power Engines Andmotors With Linear Acting (Cylinders)	19 859	189 630	646 427	4 712 391
8412390000	Pneumatic Power Engines And Motorswith Other Linear Acting (Cylil	25 223	156 935	579 858	4 060 970
8412800000	Oth Engines And Motors	151 895	1 217 624	1 596 254	11 775 429
8412901000	Parts Of Engines Of Subheading 8412.10	74	653	820	33 235
8412909000	Oth Parts Of Engines Of Subheading 841	168 314	796 324	2 452 105	13 928 245
8413110000	Pumps For Dispensing Fuel/Lubricants Ofthe Type Used In Fill Statio	101 762	496 248	2 020 243	9 724 898
8413190000	Othpumps For Dispens Fuel/Lubricants Ofthe Type Used In Fill Static	74 951	2 891 526	2 291 512	19 325 359

I.3. IMPOR MENURUT KOMODITI / IMPORT BY HS COMMODITY

\*\*\* JULI/JULY 2014 \*\*\*

HS	Uraian Komoditi Commodity Description	Berat Bersih / Net Weight (Kg)		Nilai / Value C.I.F (US\$)	
		Bulan ini Current Month	Kumulatif Cum.Jan. to date	Bulan ini Current Month	Kumulatif Cum.Jan. to date
8413201000	Water Pump For Hand Pump,Oth Than Those Of Subheading 8413.1	14 050	281 131	140 992	733 332
8413209000	Oth Water Pump For Hand Pump,Oth Than Those Of Subheading 84	41 351	377 434	357 263	2 299 911
8413301200	Recipro/Rotary For Water Pumps/Fuel Ofkind Eng Of Mtr Vhl Head &	176 735	1 483 562	4 395 636	36 559 354
8413301900	Reciprocating Or Rotary Type For Cooled Pumps For Intern Comb	202 559	1 538 681	1 688 465	17 870 525
8413302100	Centrifugal Type For Water Pumps/Fuel Ofkind Eng Of Mtr Vhl Head	124 964	1 436 804	1 585 958	18 954 670
8413302900	Centrifugal Type For Cooling Mediumpumps For Intern Combustion	42 549	138 825	326 048	2 044 868
8413309200	Other Water Pumps Or Fuel Pumps Of Kindused For Eng Of Mtr Vhl I	323 118	2 862 384	6 214 444	87 453 343
8413309900	Other Cooling Medium Pumps For Internalcombustion Piston Engine	282 408	2 147 332	6 020 448	45 923 685
8413400000	Concrete Pumps	71 534	632 348	216 413	5 318 691
8413503000	Oth Reciproc Positif Displacement Pumps,Of Water Pumps With Flo	724 255	1 091 961	1 398 002	2 558 069
8413504000	Oth Reciproc (+) Displmnt Pumps,Of Waterpumps With >8000M/H F	1 717	47 978	103 113	1 508 664
8413509000	Oth Reciproc Positif Displacement Pumps,Of Water Pumps With Flo	126 791	1 233 358	3 261 967	26 590 367
8413603010	Oth Rotary Positive Displacement Pumps,Elctrly Operated With Flo	17 189	69 704	113 887	585 933
8413603020	Oth Rotary Positive Displmnt Pumps,Notelctrly Operated With Flow	8 804	156 869	128 369	688 928
8413604000	Oth Rotary (+) Displmnt Pumps,Of Waterpumps With>8000M/H Flo	5 181	19 974	43 395	110 050
8413609000	Oth Rotary Positive Displacementpumps, With Flow Rate > 13000 M	164 364	1 081 249	2 332 203	15 536 351
8413701100	Oth Ctrfgl Pumps;Sgl Stage,Water Pmp Forbelt Drvr /Drct Coupl Witl	30 708	317 691	404 849	2 833 770
8413701900	Oth Centrifugal Pumps;Single Suctionhorizontal Shaft Water Pumps	255 485	2 683 131	2 557 075	35 434 962
8413703100	Submersible Water Pumps With An Inletdiameter <= 200 Mm	90 067	955 054	354 117	2 647 537
8413703900	Submersible Water Pumps With An Inletdiameter => 200 Mm	83 206	532 706	415 735	2 732 146
8413704110	Oth Water Pumps Of Flow Rate<8000M/H Ofwith Diamtr>200 Mm (	220 302	1 697 124	640 041	5 558 471
8413704120	Oth Water Pumps Of Flow Rate<8000M/H Ofwith Diamtr>200 Mm (	14 829	579 963	37 808	3 891 168
8413704900	Oth Water Pumps Of Flow Rate<8000M/Hwith Inlet Diameter > 200	92 000	413 342	553 602	3 053 011
8413705100	Oth Water Pumps With > 8000 M/H Flowrate <= 13000 M/H Of Dial	1 084	7 213	63 228	317 794
8413705900	Oth Water Pumps With Flow Rate>13000 M/Hwith An Inlet Diamete	25 082	79 024	400 636	986 901
8413709100	Oth Pumps With Shafts Common With Theprime Mover Of An Inlet I	0	207 202	0	4 609 903
8413709900	Oth Pumps With Shafts Common With Theprime Mover Of An Inlet I	218 171	3 561 815	3 454 534	47 209 913
8413811110	Water Pump With Flow Rate <= 8000 M/Hwith Electrically Operated	68 063	641 251	409 120	2 945 482
8413811120	Water Pump With Flow Rate <= 8000 M/Hwith Not Electrically Oper	118 853	1 370 874	271 950	2 319 621
8413811200	Water Pump With > 8000 M/Hflow Rate <= 13000 M/H	15 440	267 804	74 607	2 349 148
8413811900	Water Pump With Flow Rate >= 13000 M/H	235 971	2 046 926	3 018 663	25 559 127
8413820010	Liquid Elevators With Electricallyoperated	63 097	859 240	370 772	12 760 371
8413820020	Liquid Elevators With Not Electricallyoperated	32 441	260 357	1 775 505	9 124 550
8413911000	Part Of Pumps Subheading 8413.20.10	427 176	3 344 458	270 043	4 444 172
8413912000	Part Of Pumps Subheading 8413.20.90	1 066	51 255	45 890	500 426
8413913000	Part Of Pumps Subheading8413.70.11 And 8413.70.19	36 351	402 523	315 371	3 160 256
8413914000	Part Of Other Centrifugal Pumps	248 436	3 428 116	3 248 949	27 100 202
8413919000	Part Of Other Pumps	1 532 429	7 689 991	10 764 540	78 835 073
8413920000	Part Of Liquid Elevators	444	20 161	2 422	232 436
8414100000	Vakum Pumps	82 719	963 737	1 503 766	10 613 844
8414201000	Hand Or Foot Operated Air Pumps;For Bicycle Pumps	139 649	1 105 723	152 397	987 843
8414209000	Other Hand Or Foot Operated Air Pumps	123 016	769 378	314 150	2 589 150
8414302000	Compressors Of Kind Used In Refrigeratequipment For Automotive /	154 703	1 600 373	2 085 959	11 722 532
8414303000	Compressors Of Kind Used In Refrigeratequipment Oth Of Seal Unit	7 990	130 578	93 064	1 646 123
8414304000	Compr Kind Refgrt Eqp Oth With Cap Refr>21.10 Kw Or Displacmnt	421 654	2 673 381	2 397 866	15 873 582
8414309000	Compr Kind Refgrt Eqp Oth With Cap Refr<21.10 Kw Or Displacmnt	2 582 135	27 914 561	11 514 231	119 173 482
8414400000	Air Compressors Mounted Ona Wheeled Chasis For Lowing	392 225	3 132 706	1 827 284	16 276 853
8414511000	Table Fans And Box Fans	3 149	131 981	48 949	888 969
8414519100	Fans With Protective Screen	56 676	270 437	268 691	1 384 724
8414519900	Other Fans With Protective Screen	19 130	353 259	109 286	678 866
8414592000	Explosion-Proof Air Fans Of Kind Used Inunderground Mining With C	47	7 888	4 485	117 876
8414593000	Blower With Capacity < 125 Kw	200 418	1 301 290	1 212 231	7 686 742
8414594100	Fans Of A Capacity <125 Kw Withprotective Screen	41	3 242	3 466	104 262
8414594900	Oth Fans Of A Capacity <125 Kw Withprotective Screen	27 321	457 056	222 571	5 114 211
8414595000	Fans Window With Blowers	192 876	2 080 165	944 945	9 352 722
8414599100	Fans Floor With Protective Screen	8 184	14 348	37 400	135 380
8414599900	Oth Fans Floor With Protective Screen	195 980	2 116 538	3 093 022	19 307 401
8414601100	Hoods Have Max Horizon Side<120 Cm,Fittwith A Filter For Laminer	11 962	223 604	64 075	1 039 157
8414601900	Hood Have Max Horiz Side<120 Cm,Oth Fittwith A Filter For Laminer	41 382	192 555	154 052	1 292 594
8414609100	Hoods Having Maximum Horizontal Side<120 Cm, To Suitable For In	17 332	54 633	407 497	889 587
8414609900	Hoods Having Maximum Horizontal Side<120 Cm,Oth Suitable For Ir	17 976	159 229	41 432	616 147
8414801300	Hoods Have Max Horizon Side>120 Cm,Fittwith A Filter For Laminer	3 677	33 941	77 909	607 672
8414801400	Hood Have Max Horizon Side<120 Cm,Fittwith A Filter For Laminer /	20 793	811 078	324 487	7 498 347
8414801500	Hoods Have Max Horizontal Side>120 Cm,No Fitt With Filter Suitabl	19 301	369 147	231 857	2 883 137



I.3. IMPOR MENURUT KOMODITI / IMPORT BY HS COMMODITY

\*\*\* JULI/JULY 2014 \*\*\*

HS	Uraian Komoditi Commodity Description	Berat Bersih / Net Weight (Kg)		Nilai / Value C.I.F (US\$)	
		Bulan ini Current Month	Kumulatif Cum.Jan. to date	Bulan ini Current Month	Kumulatif Cum.Jan. to date
8414801900	Hoods Have Max Horizontal Side>120 Cm,No Fitt With Filter,Not Sui	5 024	35 997	36 696	1 364 505
8414803000	Hoods Have Max Horizon Side<120 Cm Offree Piston Generators For	11 090	115 453	345 321	3 798 833
8414804100	Gas Compr Modul For Use In Oil Drill Oththan Those Of Subhd 8414:	959	986 874	105 414	45 986 413
8414804900	Oth Gas Compr Modul For Use In Oil Drillth Than Those Of Subhd 8	653 549	4 657 297	7 536 311	83 805 700
8414805000	Hoods Having Maximum Horizontalside < 120 Cm For Air Pumps	48 114	449 803	282 457	2 659 890
8414809000	Hoods Having Maximum Horizontalside > 120 Cm For Air Pumps	288 310	3 664 756	2 301 517	45 213 752
8414901300	Parts Of Pumps Or Compressors Forgoods Of Subheading 8414.10	38 861	493 258	593 529	2 841 673
8414901400	Parts Of Pumps Or Compressors Forgoods Of Subheading 8414.20	4 027	15 362	8 698	51 565
8414901500	Parts Of Pumps Or Compressors Forgoods Of Subheading 8414.30	173 771	1 785 041	3 452 626	40 292 384
8414901600	Parts Of Pumps Or Compressors Forgoods Of Subheading 8414.40	39 949	343 804	108 156	1 441 805
8414901900	Oth Parts Of Pumps Or Compressors Forgoods Of Subheading 8414.	423 628	7 294 928	4 334 945	45 845 789
8414902100	Part Of Kind For Fans Suitable Use Ingoods Of Heading 8415, 8418, E	41 394	406 287	222 166	2 079 232
8414902900	Oth Part Of Kind For Fan Suitable Use Ingoods Of Heading 8415, 841	722 017	5 935 899	1 940 312	19 657 191
8414903100	Hoods For Goods Of Subheading 8414.60	5 183	30 970	237 063	337 695
8414903200	Hoods For Goods Of Subheading 8414.80	26 534	396 757	821 797	4 758 403
8415101000	Ac Mach,Windows/Wall Types Self-Containor "Split System" & Out F	3 254 199	27 347 709	18 743 004	164 902 574
8415109000	Ac Mach,Windows/Wall Types Self-Containor "Split System" & Out F	94 458	669 871	798 142	5 956 812
8415201000	Ac Machine Of A Kind Used For Persons,In Motor Vehicles An Out Pt	3	25 469	572	81 762
8415209000	Ac Machine Of A Kind Used For Persons,In Motor Vehicles An Out Pt	73	2 053	2 420	36 007
8415811100	Inc.Refri,Reversible Heat Pump,Used Inaircraft Of An Output <= 21.1	0	21 173	0	99 135
8415811200	Inc.Refri,Revers Heat Pump,Use Inaircraft Oput>21.10Kw,Air Flow>6	197	141 693	5 916	385 459
8415811900	Inc.Refri,Revers Heat Pump,Use Inaircraft Oput>21.10Kw,Air Flow<6	38 033	266 312	388 135	2 542 376
8415812100	Inc.Refri,Revers Heat Pump,Use Inrailway Rolling Stock An Output<2	0	900	0	61 796
8415812900	Inc.Refri,Revers Heat Pump,Use Inrailway Rolling Stock An Output>2	12 880	22 852	105 434	194 516
8415813100	Inc.Refri.Revers Heat Pump U In Vhl Oththose Of Subhd 8415,20 Ou	744	11 283	20 471	121 764
8415813900	Inc.Refri.Revers Heat Pump U In Vhl Oththose Of Subhd 8415,20 Ou	39 775	133 609	225 861	922 281
8415819100	Refri.Revrs Heat Pump,Oth.Use Arcrf,Railroad,Output>21.10Kw,Airfl	0	68 432	0	533 571
8415819300	Refri.Revrs Heat Pump,Oth.Use Arcrf,Railroad,Output<21.10Kw	0	74 985	0	411 753
8415819400	Refri.Revrs Heat Pump,Oth.Use Arcrf,Railroad,Output<21.10Kw But:	0	22 754	0	91 138
8415819900	Refri.Revrs Heat Pump,Oth.Use Arcrf,Railroad,Output>21.10Kw But:	27 701	491 314	216 101	5 584 742
8415821100	Oth,Incorp A Refri Unit Of Use Aircraft,Output>21.10Kw,Each Evapa	0	10 707	0	46 410
8415821900	Oth,Incorp A Refri Unit Of Use Aircraft,Output<21.10Kw,Each Evapa	43 366	138 707	245 392	1 253 706
8415822900	Oth,Incorporat Refri Unit Of A Kind Used In Railway Roll Stock Outp	0	4 295	0	54 341
8415823900	Oth,Incorporat.A Refri Use In Road Vhcle Oth.Those Subhd8415.20 C	2 578	18 938	22 293	177 312
8415829100	Oth,Incorporat.Refri Unit Oth.Used Inaircraft,Railwy,Rd Vhl An Uotput	142 299	1 139 438	1 265 524	10 449 783
8415829900	Oth,Incorporat.Refri Unit Oth.Used Inaircraft,Railwy,Rd Vhl An Uotput	94 788	442 439	881 962	3 866 387
8415831100	Not Incorp A Refri Unit Of Used Inaircraft,Output>21.10Kw,Airflw>6	0	219	0	8 112
8415831900	Not Incorp A Refri Unit Of Used Inaircraft,Output<21.10Kw,Airflw<6	51 271	437 944	550 887	3 329 413
8415832900	Not Incorporating A Refrigrating Unitof Used In Aircraft With Output	0	1 745	0	10 557
8415839100	Not Inc.A Refri Unit Of Kind Non Usedaircrf,Railway,Vhl An Out Put <	43 433	387 047	214 963	1 790 038
8415839900	Not Inc.A Refri Unit Of Kind Non Usedaircrf,Railway,Vhl An Out Put >	160 596	1 465 497	906 022	11 172 112
8415901300	Parts Ac Machines Of Kind Used In Aircf,Railway With An Output < 2	1 210	9 233	15 441	131 392
8415901400	Parts Ac Mach With An Output <21,10 Kwof Evapor/Condensers For	209 707	1 722 181	2 196 208	20 607 822
8415901910	Parts Ac Mach With An Output <21,10 Kwof Chasis Or Cabinets, Wel	50 688	427 157	181 988	1 197 094
8415901990	Parts Ac Mach With An Output <21,10 Kwoth Than Of Chasis / Cabin	451 902	3 585 328	3 806 192	30 241 529
8415902500	Parts Of Mach With>21,10Kw Otput<26,38Kw With Evap<67,96 M/P	22 276	100 265	226 928	769 830
8415902600	Parts Of Mach With>21,10Kw Otput<26,38Kwof Kind Used In Aircf/F	58	30 769	747	147 483
8415902900	Parts Of Mach With>21,10Kw Otput<26,38Kwof Kind Used In Motor	51 734	86 073	180 544	499 524
8415903500	Part Mach With>26,38 Kw Output<52,75 Kwwith Evap>67,96 M/M l	15 677	131 497	145 714	1 305 032
8415903900	Part Mach With>26,38 Kw Output<52,75 Kwwith Evap<67,96 M/M l	29 650	42 086	114 077	263 272
8415904500	Parts Of Mach With An Output > 52,75 Kwwith Evapor > 67,96 M/M	162 339	613 337	1 547 145	8 945 409
8415904900	Parts Of Mach With An Output < 52,75 Kwwith Evapor > 67,96 M/M	225 664	1 554 818	877 374	10 565 622
8416100000	Furnace Burners For Liquid Fuel	31 426	227 305	155 904	2 878 853
8416200000	Other Furnace Burners,Including Combination Burners	3 845 533	11 279 180	9 320 326	42 474 770
8416300000	Mechanical Stokers,Including Their Mech Grate,Mech Ash Discharg	8 566	265 708	52 166	947 641
8416900000	Parts Of Furnaces Burners For Liquid Orsolid Or Gas Fuel, Mechanic	123 930	1 203 112	2 589 823	12 606 222
8417100000	Furnace&Oven For The Roast,Melt/Oth Heattreat,Of Ores,Pyrite Me	105 843	3 696 572	340 603	15 125 447
8417200000	Bakery Ovens,Including Biskuit Ovens	88 194	715 632	308 426	13 251 834
8417800000	Incinerators, Non-Electric	1 073 135	8 292 584	5 675 049	48 861 553
8417900000	Part Of Industrial/Laboratory Furnaces &Oven,Including Incinerators	837 093	9 033 128	7 576 033	41 098 102
8418101010	Refri-Frez,Fitt With Separate Externaldoor;Household Type With< 2:	56 562	660 309	165 755	2 022 995
8418101090	Refri-Frez,Fitt With Separate Externaldoor;Household Type With> 2:	946 341	5 147 559	4 116 595	21 550 729
8418109000	Refri-Frez,Fitt With Separate Externaldoor, Industri Type	19 280	342 003	85 515	1 541 487
8418210010	Refrigerator,Household Type Withcompression Type Of Capacity < 2	317	98 315	844	479 052

I.3. IMPOR MENURUT KOMODITI / IMPORT BY HS COMMODITY

\*\*\* JULI/JULY 2014 \*\*\*

H S	Uraian Komoditi Commodity Description	Berat Bersih / <i>Net Weight</i> (Kg)		Nilai / <i>Value C.I.F</i> (US\$)	
		Bulan ini	Kumulatif	Bulan ini	Kumulatif
		<i>Current Month</i>	<i>Cum.Jan. to date</i>	<i>Current Month</i>	<i>Cum.Jan. to date</i>
8418210090	Refrigerator,Household Type Withcompression Type Of Capacity > 2	3 511	138 452	21 922	1 032 536
8418290010	Refrigerator,Household Type Oth Thancompress Type Of Capacity<=	177	55 936	2 841	394 478
8418290090	Refrigerator,Household Type Oth Thancompress Type Of Capacity > 2	0	2 799	0	21 552
8418301000	Freezer Of The Chest Type,Not Exceed 200 l Capacity	0	461 274	0	1 502 654
8418309000	Freezer Of The Chest Type,Not Exceed 800 l Capacity	93 686	2 512 931	360 314	11 398 734
8418401000	Freezer Of The Upright Type,Not Exceed 200 l Capacity	17 950	295 491	71 733	1 142 262
8418409000	Freezer Of The Upright Type,Not Exceed 900 l Capacity	0	43 041	0	480 721
8418501100	Refri Chambers, Capacity>200 L Of Kindsuitable For Medical,Surgica	2 441	31 382	18 180	195 433
8418501900	Oth Refri Chambers, Capcty>200 L Of Kindsuitable For Medical,Surgi	407 021	3 254 173	1 941 511	15 239 760
8418509100	Refri Chambers, Capacity<200 L Of Kindsuitable For Medical,Surgica	54 086	247 305	263 303	1 215 441
8418509900	Refrigerating Equipment,Capacity <=200 L Not For Medical, Surgical	503 655	5 026 033	2 277 721	23 331 117
8418610000	Heat Pump Oth Than Acmachines Of Heading 84.15	36 274	487 538	223 972	3 071 667
8418691000	Beverage Coolers Equipment;Heat Pumps	84 662	746 563	794 911	4 603 051
8418693000	Drinking Water Coolers Equipment;Heatpumps	918	41 348	9 514	453 581
8418694100	Water Chillers Cap>21.10 Kw For Ac With A Refrigerating Equip;He	98 190	1 012 232	707 945	8 918 993
8418694900	Water Chillers Cap>21.10 Kw Not For Ac Machine With A Refrigerati	156 828	906 259	2 483 972	11 112 359
8418695000	Scale Ice-Maker Units Equipment;Heat Pumps	15 316	360 822	143 530	3 359 582
8418699000	Oth Refrigirt/Freez Equip,Oth Than Heat Pump Oth Than Air Conditic	232 409	2 115 572	2 527 453	19 303 687
8418910000	Part For Good,Sub 8418. (10,21,29,30,40),Furniture To Refri/Freez	79 182	388 198	642 951	3 778 412
8418991000	Evaporators And Condensers	616 881	4 764 014	1 978 715	18 864 581
8418994000	Aluminium Rollbonds For Sub 8418.10.10,8418.21, 8418.22 And 841	27 967	308 871	141 956	1 810 354
8418999010	Cabinets And Doors, Welded/Painted	250 882	4 566 918	430 992	7 164 561
8418999090	Oth Part Refrig & Freezers Equipment Electric/Oth	806 149	7 026 019	2 881 827	22 969 630
8419111000	Instant Gas Water Heaters,For Householdtype, Non Electric	37 848	347 353	236 771	3 170 009
8419119000	Instant Gas Water Heaters,Not Forhousehold Type, Non Electric	307	133 166	1 640	770 877
8419191000	Instant Water Heaters Oth Than Gas ,For Household Type, Non Elec	18 276	110 873	49 657	325 138
8419199000	Instant Water Heaters Oth Than Gas ,Not For Household Type, Non	578	395 297	5 560	1 424 010
8419200000	Instant Water Heaters, Non Electric Formedical,Surgical/Laboratory	13 626	129 027	960 568	3 629 194
8419311010	Evaporators,Dryers For Agriculture Products, Electrically Operated	15 415	335 091	84 464	5 885 665
8419311090	Oth.Than Evaporators,Dryers For Agriproducts, Electrically Operatec	322 020	912 933	1 788 463	11 490 235
8419312000	Dryers For Agriculture Products, Nonelectrically Operated	2 020	75 721	44 256	452 161
8419321000	Dryers For Wood, Paper Pulp, Paper/Paperboard, Electrically Operat	138 425	2 530 477	364 660	14 408 780
8419322000	Dryers For Wood, Paper Pulp, Paper/Paperboard, Non Electrically Oj	0	50 290	0	119 028
8419391100	Dryers Machine Electrically Operated, For Manufacture Pcb	512	139 169	18 364	2 942 032
8419391900	Other Dryers Machine Electrically Operated	465 596	3 092 643	2 621 342	37 155 794
8419392000	Other Dryers Machine Not Electrically Operated	5 681	29 256	32 574	478 764
8419401000	Distilling/Rectifying Plant Electrically Operated	687 497	1 968 874	4 062 681	30 636 111
8419402000	Distilling/Rectifying Plant Not Electrically Operated	25 923	107 095	687 859	1 808 895
8419501000	Heat Exchange Units For Cooling Towers	241 170	2 581 761	1 392 386	14 771 657
8419509010	Condensers For Air Conditionersfor Motor Vehicles	20 843	95 851	173 880	1 213 768
8419509020	Oth Condensers For Air Conditioners	51 685	425 578	776 825	5 644 245
8419509030	Oth Condensers Electrically Operated	105 415	1 599 318	1 308 306	21 331 758
8419509040	Oth Condensers Not Electrically Operated	111 422	1 597 969	1 398 369	23 715 491
8419601000	Machinery For Liquefying Air Or Othgases Electrically Operated	1 722 076	1 969 363	17 617 790	27 353 564
8419602000	Machinery For Liquefying Air Or Othgases Not Electrically Operated	495	33 566	15 854	849 671
8419811000	Oth.Mach,Plant&Equip For Make Hot Drink/For Cook/Heat Food, El	31 916	370 972	398 171	5 752 030
8419812000	Oth.Mach,Plant&Equip For Make Hot Drink/For Cook/Heat Food,No	38 905	268 109	322 139	3 291 146
8419891300	Machinery By A Proces Involving Heat For Manufacture Of Pcb/Pwb	850	284 017	33 417	4 652 563
8419891900	Oth Mach For Making Hot Drinks/For Cooking/Heating Food,Electric	1 201 649	8 775 900	9 327 410	77 900 014
8419892000	Oth Mach For Making Hot Drinks/For Cooking/Heating Food,Not Ele	8 630	1 666 649	144 323	12 433 578
8419901200	Part Machin For The Treatment By Procesinvolve Heat,For Manufac	97 208	1 578 445	1 453 634	15 771 553
8419901300	Parts Of Electrcally Operated , Casingfor Cooling Towers	23	181 415	720	1 822 462
8419901900	Parts, Oth Machicne Electrically Operated	349 282	2 625 536	3 386 302	29 723 273
8419902100	Part Machine,Non-Electric Op,For Treatby Proces Involve Heat ,Hou	641	92 575	2 336	247 489
8419902900	Part Machine,Non-Electric Op,For Treatby Proces Involve Heat ,Not	153 022	899 065	2 159 076	15 140 137
8420101000	Apprt. For The Appl Dry Film/Liquid Photo Resist,Soldering Paste, Ad	14 576	144 194	82 089	1 877 507
8420102000	Oth Roller For Ironing Or Wringers Machsuitable For Domestic Use	0	18 142	0	202 261
8420109000	Oth Calendering/Oth Rolling Machine	54 201	312 115	264 584	5 496 808
8420911000	Cylinders, Parts Of Apparatus For Theappl Of Dry Film,Liquid Photo F	119	3 773	68 729	238 514
8420919000	Cylinders, Parts For Oth Calendering/Oth Rolling Machine	12 091	65 571	213 269	675 056
8420991000	Oth Parts Of Apparatus For The Applic Of Dry Film,Liquid Photo Resi	253	5 128	43 591	456 614
8420999000	Oth Parts For Calendering/Oth Rolling Machines	28 604	57 122	43 552	692 197
8421110000	Centrifuges,Including Centrifugal Dryers For Cream Separators	2	26 905	143	613 027
8421120010	Centrifuges,Including Centrifugal Dryers For Cloth Dryers Cap<30 L	0	32 372	0	270 886

I.3. IMPOR MENURUT KOMODITI / IMPORT BY HS COMMODITY

\*\*\* JULI/JULY 2014 \*\*\*

HS	Uraian Komoditi Commodity Description	Berat Bersih / Net Weight (Kg)		Nilai / Value C.I.F (US\$)	
		Bulan ini Current Month	Kumulatif Cum.Jan. to date	Bulan ini Current Month	Kumulatif Cum.Jan. to date
8421120020	Centrifuges,Including Centrifugal Dryers For Cloth Dryers Cap>30 L	13 632	36 320	104 509	192 207
8421191000	Centrifuges,Including Centrifugal Dryers For Sugar Manufacture	32 359	345 104	593 404	3 116 285
8421199000	Oth Centrifuges,Including Centrifugal Dryers	5 522	102 869	156 163	2 858 271
8421211100	Filtering/Purifying Water Machine & App For Domestic Use Of A Cap	146 034	1 030 960	849 814	6 178 296
8421211900	Oth Filtering/Purifying Water Machin& App Of A Capacity <= 500 L	502 255	2 787 534	6 298 070	34 125 964
8421212200	Filtering/Purifying Water Machine & App,Electrically Operated Of A	197 455	2 760 009	3 047 343	24 550 697
8421212300	Filtering/Purifying Water Machine & App,Non Electric Operated Of	69 623	281 118	1 724 675	4 559 582
8421223000	For Filter/Purify Beverages Oth Thanwater, Electric Operated Of A C	19 365	47 235	670 342	1 593 585
8421229000	For Filter/Purify Beverages Oth Than Water Of A Capacity <= 500 L/F	31 311	278 580	582 722	6 600 380
8421231100	Oil Filters For Internal Combustionengines Machinery Pos 8429 Or E	47 501	335 044	900 628	5 799 261
8421231900	Petrol Filters For Internal Combustionengines Machinery Pos 8429 C	30 594	727 624	570 304	7 817 550
8421232100	Oil Filters For Motor Vehicles Ofchapter 87	102 732	837 959	1 398 496	11 009 892
8421232900	Petrol Filters For Motor Vehicles Ofchapter 87	97 823	679 949	1 304 653	10 323 052
8421239100	Oil Filters For Internal Combustionengines Machinery Pos 8429 Or E	33 996	287 022	495 141	4 302 707
8421239900	Petrol Filters For Internal Combustionengines Machinery Pos 8429 C	93 635	632 953	1 435 612	8 444 487
8421291000	Filter/Purify Mach&Appa For Liquid Of Akind Used For Medical, Surg	12 631	191 026	266 642	4 261 169
8421292000	Filter/Purify Mach&Apparatus For Liquidof A Kind Used For Sugar M	26 367	457 719	150 365	4 673 407
8421293000	Filter/Purify Mach&Apparatus For Liquidof A Kind Used In Oil Drill O	1 656	441 527	61 329	6 974 561
8421294000	Filter/Purify Mach&Apparatus For Petrolfilters	5 796	68 221	61 580	1 003 428
8421295000	Filter/Purify Mach&Apparatus For Oil Filters	12 903	83 795	243 414	1 484 439
8421299000	Oth Filtering Machinery & Apparatus Forliquids Not Electrically Ope	456 170	3 335 161	4 636 827	52 665 358
8421311000	Intake Air Filters For Inter Combustionengines For Machine Chapter	19 798	178 970	318 027	2 810 110
8421312000	Intake Air Filters For Inter Combustionengines For Motor Vehicles O	45 147	458 372	568 018	7 397 425
8421319000	Oth Intake Air Filters For Internalcombustion Engines	66 759	1 049 804	1 617 795	12 357 799
8421392000	Air Purifiers	1 976 863	5 207 126	13 542 329	44 309 289
8421399000	Filtering Machines&Apparatus For Gases	1 129 602	5 842 616	14 182 114	80 895 140
8421911000	Parts Of Goods Of Subheading 8421.12, Of Centrifuges,Includ Centri	128	5 253	15 006	203 018
8421912000	Parts Of Goods Of Subheading 8421.19.10Of Centrifuges,Includ Cen	166	16 302	10 746	451 760
8421919000	Parts Of Subhd 8421.11.00/8421.19.90 Ofcentrifuges,Includ Centrif	5 048	91 387	249 957	2 591 684
8421992000	Parts Filter Cartridges Of Filter,Subhd8421.23	29 171	300 420	721 824	6 631 562
8421993000	Parts Of Goods Of Subheading 8421.31	66 800	370 452	881 692	5 918 688
8421999100	Oth Parts Of Goods Of Subheading8421.29.20	506	10 457	14 963	365 530
8421999400	Oth Parts Of Goods Of Subheading 8421.21.11/8421.21.21	80 159	677 729	422 824	2 362 359
8421999500	Oth Part Of Subhd 8421.31,8421.23.11,8421.23.19,8421.23.91/842	7 795	56 941	81 555	625 630
8421999900	Oth Parts Of Goods Of Subheading8421.21.11/8421.21.21	340 104	3 535 417	5 297 960	45 211 497
8422110000	Dish Washing Machin Of The House Holdtype	41	8 265	51	96 043
8422190000	Dish Washing Machines Not Of Thehousehold Type	14 501	100 310	94 787	1 693 041
8422200000	Machinery For Cleaning/Drying Bottles Or Oth Containers	1 719	191 477	41 050	5 449 771
8422300000	Machinery For Aerating Beverages,Filling,Closing,Seal,Label Bottles,	394 570	2 815 186	7 541 023	85 537 841
8422400000	Other Packing, Wrapping Machinery( Inc Heat-Shrink Wrapping Machi	413 549	3 750 461	15 192 981	186 126 814
8422901000	Parts Of Goods Of Subheading 8422.11	395	7 049	53 759	201 719
8422909000	Part Goods Of Subhd 8422 Of Oth Than Subheading 8422.11	99 367	1 143 016	10 857 106	71 363 511
8423101000	Personal Weighing Machin,Including Baby & Household Scales,Elect	30 891	172 272	110 837	583 020
8423102000	Personal Weighing Machin,Including Baby & Household Scales,Not E	33 672	544 409	101 846	1 111 197
8423201000	Scales For Continuous Weighing Of Goodson Conveyors, Electrically	4 188	189 171	125 067	5 005 901
8423202000	Scales For Continuous Weighing Of Goodson Conveyors, Not Electric	666	3 210	1 690	51 426
8423301000	Constan Weight Scales,Predetermin Weightscales & Hopper Scales,El	35 710	191 560	1 203 062	3 221 530
8423302000	Constan Weight Scales,Predetermin Weightscales&Hopper Scales,Nc	0	42 901	0	177 802
8423811000	Oth Weighing Machinery,Max Capacity<=30 Kg, Electrically Operate	65 943	238 717	263 593	3 436 083
8423812000	Oth Weighing Machinery,Max Capacity<=30 Kg, Not Electrically Ope	195 602	1 177 562	277 620	2 038 598
8423821100	Oth.Weigh Mach,Having A Maximum Weight30<Capacity <= 1 000K	8 319	46 369	33 102	336 861
8423821900	Oth.Weigh Mach,Having A Maximum Weight1000<Capacity <= 5 00	24 435	248 356	251 566	844 073
8423822100	Oth.Weigh Mach,Having A Maximum Weight30<Capacity <= 1 000K	19 514	95 874	31 552	166 164
8423822900	Oth.Weigh Mach,Having A Maximum Weight1000<Capacity <= 5 00	3 180	75 890	3 936	289 922
8423891000	Oth Weigh Mach,Oth.Capacity > 5 000Kg,Electrically Operated	475 872	1 076 317	1 328 858	6 092 889
8423892000	Oth Weigh Mach,Oth.Capacity > 5 000Kg,Not Electrically Operated	66 478	498 947	232 205	1 511 380
8423901000	Weighing Machine Weights	11 009	108 507	427 214	1 445 805
8423902100	Parts Of Weighing Machinery, Electricall Operated	29 905	319 100	404 571	4 486 748
8423902900	Parts Of Weighing Machinery,Not Electricall Operated	49 619	211 025	195 839	1 476 806
8424101000	Fire Extinguishers,Whether/Not Chargedsuitable For Aircraft Use	0	6	0	517
8424109000	Fire Extinguishers,Whether/Not Chargedfor Oth Than Aircraft Use	45 818	568 365	145 644	1 883 090
8424201100	Spray Guns & Similar Appliances For Agri/Horticultural,Electric Oper	2 681	14 354	17 637	58 908
8424201900	Spray Guns & Similar Appliances Not Foragricult/Horticultural,Electr	9 418	151 609	70 908	2 068 350
8424202100	Spray Guns & Similar Appliances Foragricultural/Horticultural,Not El	6 204	49 755	97 117	309 446

**I.3. IMPOR MENURUT KOMODITI / IMPORT BY HS COMMODITY**
**\*\*\* JULI/JULY 2014 \*\*\***

H S	Uraian Komoditi Commodity Description	Berat Bersih / Net Weight (Kg)		Nilai / Value C.I.F (US\$)	
		Bulan ini	Kumulatif	Bulan ini	Kumulatif
		Current Month	Cum.Jan. to date	Current Month	Cum.Jan. to date
8424202900	Spray Guns & Similar Appliances Not Foragricultural/Horticultural,N	47 646	327 930	301 712	2 486 615
8424300000	Steam/Sand Blasting Machines&Similar Jet Projecting Machines, Ele	200 291	1 102 562	1 279 408	10 713 697
8424811000	Oth Spraying Liquid Machine For Agricul/Hortikultural, Drip Irrigatic	69 467	245 478	279 854	1 246 129
8424813000	Hand-Operated Insecticidae Sprayers Foragriculture/Horticulture	59 510	675 116	324 682	3 525 349
8424814000	Oth.Mach Appliances For Agricultural Orhortikultural, Not Eiectically	28 675	505 544	64 404	1 198 263
8424815000	Oth.Mach Appliances For Agricultural Orhorti,Oth Drip Irrigation Sys	12 034	407 505	99 310	1 661 088
8424891000	Hand Operated Household Sprayers Ofcapacity Not Exceeding 3 L	57 462	424 099	190 391	1 395 605
8424892000	Spray Heads With Dip Tubes	22 359	211 246	53 123	1 002 449
8424894000	Dispensing/Spraying Machine Of Chemicalor Electrochemical, For M:	4 625	25 777	59 083	689 385
8424895000	Oth Appl For Project,Dispers,Spray Liquids/Powders,Not Household	186 491	3 450 791	5 432 785	35 273 718
8424899000	Oth Appl For Project,Dispers,Spray Liquids/Powders,Not Household	392 426	1 408 780	3 167 444	7 678 896
8424901000	Parts Of Fire Extinguisher	50 478	424 560	680 095	4 973 571
8424902100	Parts Of Spray Guns, Of Good Of Subhead8424.20.11,Electrically Op	3	336	114	15 022
8424902300	Parts Of Spray Gun,Oth Than Of Good Ofsubhead 8424.20.11,Electri	27 951	316 429	353 764	1 974 973
8424902400	Parts Of Spray Guns, Of Good Of Subhead8424.20.11,Not Electricall	5 620	20 047	74 690	209 840
8424902900	Parts Of Spray Gun,Oth Than Of Good Ofsubhead 8424.20.11,Not El	49 247	286 800	351 812	1 860 734
8424903000	Parts Of Steam/Sand Blasting Machine &Similar Jet Projecting Mach	18 063	149 825	170 882	1 384 719
8424909300	Parts Of Oth Appliance Of Subhead8424.81.10/8424.81.20	2 713	8 738	39 541	84 827
8424909400	Parts Of Oth Appliance Of Subhead8424.81.30/8424.81.40	10 629	170 560	31 173	574 548
8424909500	Parts Of Oth Appliance Of Subhead8424.81.10/8424.81.20	20	6 203	3 769	356 995
8424909900	Oth Mechanical Appliances (Whether/Not Hand Operated)	239 033	2 826 965	1 961 353	21 272 694
8425110000	Pulley Tackle & Hoists Oth Than Skip For Raising Vehicles, By Electric	337 452	1 922 482	3 497 976	15 985 009
8425190000	Pulley Tackle & Hoists Oth Than Skip For Raising Vehicles, Not Electr	172 702	2 345 769	963 704	9 448 121
8425310000	Oth Winches; Capstans, Poweredby Electric Motor	168 986	961 335	946 600	5 190 204
8425390000	Oth Winches;Capstans,Oth Than Powered By Oth Electric Motor	208 251	2 062 167	1 500 712	22 337 381
8425410000	Jacks Hoists Of Built In Jacking Systemof A Type Used In Garages	87 608	519 604	242 872	1 465 390
8425421000	Jacks Used In Tipping Mechanismfor Lorries	103 335	881 318	128 526	1 493 170
8425429000	Oth Jacks And Hoists, Hydraulic	447 702	4 026 489	1 271 542	10 859 706
8425491000	Oth Jacks;Hoists Of A Kind Used Forraising Vehicles, Electrically Ope	23 467	189 902	52 084	2 065 163
8425492000	Oth Jacks;Hoists Of A Kind Used Forraising Vehicles, Not Electric Ope	54 885	650 283	403 211	2 337 474
8426110000	Overhead Traveling Cranes On Fixedsupport	220 142	5 477 781	411 143	16 397 062
8426120000	Mobile Lifting Frames On Tyres Andstraddle Carries	123 502	5 232 947	529 673	24 330 183
8426192000	Bridge Cranes	74 293	2 923 052	57 750	8 913 751
8426193000	Gantry Cranes	1 244 469	7 116 408	6 480 764	35 114 008
8426199000	Other Transporter Cranes	937 671	8 763 194	2 007 500	48 390 570
8426200000	Tower Cranes	590 141	7 427 915	706 779	16 344 700
8426300000	Portal/Pedestal Jib Cranes	700 726	3 622 951	3 439 398	14 813 379
8426410000	Other Mobile Lifting Frames, Self Propelled, On Tyres	674 274	2 966 903	8 176 082	23 313 896
8426490000	Other Mobile Lifting Frames, Self Propelled,Oth Than On Tyres	1 764 777	7 917 250	9 006 145	36 435 398
8426910000	Other Derricks Machine Designed Formounting On Road Vehicles	185 801	3 070 214	506 721	7 272 307
8426990000	Other Derricks Machine Designed Formounting Oth Than On Road	127 448	2 806 126	1 185 219	14 799 753
8427100000	Self-Propelled Trucks Powered By Anelectric Motor	1 052 963	5 959 347	5 676 957	36 797 463
8427200000	Oth Self-Propelled Trucks	2 304 070	17 311 112	9 842 195	74 033 262
8427900000	Oth Trucks	324 902	2 362 006	3 093 796	12 284 160
8428101000	Passenger Lifts	1 827 947	13 459 388	6 888 349	52 248 756
8428102100	Oth Lifts Of A Kind Used In Buildings	41 854	1 164 099	42 238	3 120 503
8428102900	Oth Lifts Oth Than Of A Kind Used Inbuildings	752 292	1 446 772	7 625 513	11 536 573
8428109000	Skip Hoists	923	312 111	6 976	2 304 433
8428201000	Pneumatic Elevators And Conveyors Foragricultural Use	42	208 335	50	925 192
8428202000	Automated Machines For The Transport,Handling & Storage Of Pcb/	20 647	114 829	582 284	3 395 639
8428209000	Oth Pneumatic Elevators & Conveyors	872 291	2 763 654	7 900 707	34 005 539
8428310000	Oth Continuous Act Elevators &Conveyorsspecially Designed For Un	5	105 264	106	416 531
8428321000	Oth Continuous Act Elevators &Conveyorsof Bucket Type,Used For #	0	59 948	0	268 468
8428329000	Oth Continuous Act Elevators &Conveyorsof Bucket Type,Not Used f	410 770	3 470 980	4 451 132	25 088 687
8428331000	Conveyors Belt , Of Kind Use Foragricultural Type	66 299	223 287	157 701	683 478
8428332000	Conveyor Belt, Automated Machiine Forthe Transport,Hand & Stora	102 048	739 179	1 134 401	3 886 036
8428339000	Other Conveyor Belt	12	65 565	1 446	935 989
8428391000	Other Elevator Of Kind Use Foragriculture	0	23 044	0	149 483
8428393000	Oth Elevator, Automated Machin Fortransport, Handling & Storage (	95 736	116 789	950 212	1 787 171
8428399000	Oth Continuous-Action Elevators&Conveyor, For Goods/Materials	2 824 646	11 428 533	15 924 937	86 957 201
8428400000	Escalators And Moving Walkways	711 377	4 370 677	1 369 094	12 505 884
8428600000	Teleferics, Chair-Lifts, Ski-Draglines;Traction Mechanisms For Funicu	0	7 362	0	54 867
8428902000	Automated Machine For The Transport ,Handling&Storage Of Pcb/	47 937	206 558	3 817 176	4 919 700
8428903000	Mine Wagon, Locomotive/Wagon Transeverss,Similar Railway Wagon	0	402 649	0	916 551

**I.3. IMPOR MENURUT KOMODITI / IMPORT BY HS COMMODITY**

\*\*\* JULI/JULY 2014 \*\*\*

HS	Uraian Komoditi Commodity Description	Berat Bersih / Net Weight (Kg)		Nilai / Value C.I.F (US\$)	
		Bulan ini Current Month	Kumulatif Cum.Jan. to date	Bulan ini Current Month	Kumulatif Cum.Jan. to date
8428909000	Other Machine For Lifting, Handling, Loading/Unloading	692 150	4 219 238	4 579 511	31 329 514
8429110000	Track Laying, Bulldozers And Angledozer	508 807	5 803 093	5 166 275	54 020 621
8429190000	Bulldozer & Angledozer Other Than Track Laying	118 711	986 745	1 168 150	6 517 701
8429200000	Graders And Levellers	687 794	4 554 551	8 172 060	49 782 347
8429300000	Scrapers	1 035	64 281	9 910	444 627
8429403000	Tamping Machines	3 273	892 412	4 125	5 623 622
8429404000	Vibratory Smooth Drum Rollers, Withcentrifuge Force Drum<20 Ton	227 247	1 524 291	1 128 126	7 964 857
8429405000	Other Vibratory Road Rollers	439 713	1 560 395	2 295 245	7 576 533
8429409000	Other Tamping Machine And Road Rollers	153 290	532 041	569 015	2 135 224
8429510000	Front-End Shovel Loaders	1 670 236	12 676 313	10 662 013	68 445 403
8429520000	Mach With A 360,Revolving Super Struct,Mech Shovels,Excavators A	7 690 676	56 616 931	35 703 552	261 274 355
8429590000	Mech Shovels,Excavators & Shovel Loaderoth Front-End Shovel,Cann	716 454	5 543 138	3 557 902	23 972 198
8430100000	Pile-Drivers And Pile-Extractors	1 178 958	5 293 834	2 576 498	10 162 188
8430200000	Snow-Ploughs And Snow-Blowers	0	779	0	28 536
8430310000	Coal/Rock Cutters And Tunneling Machine , Self-Propelled	11 267	609 284	12 552	2 317 349
8430390000	Coal/Rock Cutters And Tunneling Machine ,Oth Than Self-Propelled	11 569	241 624	33 647	1 582 077
8430410000	Oth Boring/Sinking Machinery Selfpropelled	26 939	4 511 013	480 269	51 779 913
8430491000	Boring Mach,Wellhead Platforms & Integra Produc Modules For Use	38 840	382 427	1 064 111	6 942 143
8430499000	Other Boring Or Sinking Machinery, Notself Propeled	2 031 613	4 023 293	3 387 383	41 088 430
8430500000	Oth Moving,Grading,Levelling,Scrapingmachinery, Self-Propelled	5 331	1 408 377	23 720	14 757 304
8430610000	Tamping/Compacting Machinery, Not Self Propelled	48 282	247 217	214 981	773 534
8430690000	Oth Machinery Of Hedaing 84.30 Not Self-Propelled	337 809	1 059 599	1 413 046	16 481 827
8431101300	Parts Suitable For Of Goods Of Subhead8425.19,8425.39Or8425.49,	110 334	655 509	2 164 262	10 092 549
8431101900	Oth Parts Suitable For Of Goods Ofheading 84.25,Electrically Operat	164 157	471 627	13 117 311	15 573 035
8431102200	Part Suitable For Goods Of Sub 8425.11,842520,8425.31,8425.41,84	15 029	345 776	80 056	1 113 173
8431102900	Oth Parts Suitable For Of Goods Ofheading 84.25,Not Electrically Op	71 396	477 494	385 646	1 510 533
8431200000	Parts Suitable For Goods Of Head 84.27	79 379	741 616	807 174	6 579 987
8431311000	Parts Of Goods Of Shd 8428.10.(21,29),8428.10.90,Of Lift Skip Hoist	113 500	1 284 749	460 183	6 554 899
8431312000	Parts Of Goods Of Shd 8428.10.10), 8428.40.00,Of Lift Skip Hoist/Es	92 178	1 885 294	888 554	10 785 461
8431391000	Part Suitable For Goods Sub 8428.20.10,8428.32.10, 8428.33.10/84.	34 630	182 570	656 412	2 159 071
8431392000	Parts Suitable For Goods Of Subheading 8428.90	301	65 726	13 633	1 940 679
8431394000	Part Of Auto Mach. For Transport/Storage Of Pcb/Pwbs/Pcas	24 072	189 817	281 038	1 679 426
8431399000	Part Of Other Lifting,Handling/Loadingmachine	605 747	2 517 430	7 516 301	34 622 494
8431411000	Buckets, Shovels, Grabs And Grips,Ofmachine Of Subheading 84.26	66 808	1 918 600	162 311	9 685 569
8431419000	Buckets, Shovels, Grabs And Grips,Ofmachine Other Than Of Subhea	296 151	2 455 843	2 744 042	11 985 765
8431420000	Bulldozer Or Angledozer Blades	243 957	1 383 898	1 079 429	8 138 459
8431430000	Parts Of Boring/Sinking Machinery Of Subhead 8430.41/8430.49	1 406 891	12 360 410	28 880 224	200 296 937
8431491000	Parts Of Machinery Of Heading 84.26 Oththan Buckets, Shovels, Gra	448 921	3 756 829	1 808 578	37 661 316
8431492000	Cutting Edges Or End Bits For Scrapers,Graders/Levellers	1 066 282	5 453 243	3 169 421	15 881 051
8431494000	Cutting Edges Or End Bits For Buldozeror Angledozer Blades	16 972	68 885	76 625	368 442
8431495000	Parts Of Road Rollers	172 054	1 589 732	888 744	8 002 820
8431496000	Oth Parts Of Machinery Of Heading 84.30.20.00	240	433	9 937	16 102
8431499000	Oth Parts Suitable Use Of Machinery Ofheading 84.30	5 925 267	41 139 454	37 654 727	238 436 149
8432100000	Ploughs	1 623	53 676	9 711	195 375
8432210000	Disc Harrows	6	21 774	7	57 832
8432290000	Scarifiers, Cultivators, Weeders, Hoesand Oths Harrows	20 071	150 596	196 470	1 032 085
8432300000	Seeders, Planters And Transplanters	9 828	95 798	114 703	1 398 351
8432400000	Manure Spreaders ,Fertiliser Distributor	356	21 480	2 498	270 627
8432801000	Other Machinery For Soil Preparation Orcultivation;Of Agricult/Hort	6 896	101 587	25 169	1 381 470
8432802000	Lawn/Sports-Ground Rollers	1 037	5 520	43 923	135 302
8432809000	Other Machinery For Soil Preparation Orcultivation	0	59 956	0	689 181
8432901000	Parts Of Machinery Of Subheading8432.80.90	3 916	8 082	56 002	112 237
8432902000	Parts Of Lawn/Sport-Ground Rollers	0	1	0	2
8432909000	Parts Oth Machinery For Soil Preparation/Cultivation	6 680	327 830	76 704	2 216 304
8433110000	Mowers For Lawns,Parks/Ground,Poweredwith The Cutting Device F	185 210	1 016 835	600 106	3 660 588
8433191000	Mowers For Lawns,Parks/Sports-Groundsmanually Operated	0	863	0	482
8433199000	Oth Mowers For Lawns, Parks/Sport Ground,Oth Than Manually Ope	99 648	476 726	576 592	2 427 684
8433200000	Oth Mowers,Including Cutter Bars Fortractor Mounting	7 298	61 680	228 500	463 664
8433300000	Other Haymaking Machinery	1 362	32 714	1 093	62 288
8433400000	Straw Or Fodder Baler,Including Pick-Upbalers	5 098	6 795	91 323	120 329
8433510000	Combined Harvester-Threshers Macinery	189 271	2 200 241	1 113 043	14 169 208
8433520000	Other Threshing Machinery	7 561	95 469	24 832	274 080
8433591000	Cotton Pickers And Cotton Gins	0	66	0	6 671
8433599000	Other Harvesting, Thresing Machinery	11 010	97 029	65 679	1 702 046

**I.3. IMPOR MENURUT KOMODITI / IMPORT BY HS COMMODITY**  
**\*\*\* JULI/JULY 2014 \*\*\***

H S	Uraian Komoditi Commodity Description	Berat Bersih / Net Weight (Kg)		Nilai / Value C.I.F (US\$)	
		Bulan ini Current Month	Kumulatif Cum.Jan. to date	Bulan ini Current Month	Kumulatif Cum.Jan. to date
8433601000	Machin For Cleaning,Sorting/Grading Eggfruit/Oth Agricultur Prod,El	6 195	58 215	51 062	1 444 713
8433602000	Machin For Cleaning,Sorting/Grading Eggfruit/Oth Agricultur Prod,N	0	2 870	0	245 793
8433901000	Part Mach:Castor,Of 100< Diameter(Inc Tyres)<= 250Mm,Width Wh	3 291	21 875	17 791	128 211
8433902000	Other Parts Machine Of Goods Of Subhead8433.11 Or 8433.19.90	41 140	292 452	179 203	940 082
8433903000	Other Parts Machine Of Goods Of Subhead 8433.19.10	0	4 082	0	109 255
8433909000	Other Parts Harvesting Or Threshingmachine	35 967	363 360	158 631	1 999 504
8434101000	Milking Machines, Electrically Operated	12 388	42 524	126 937	839 828
8434201000	Dairy Machinery, Electrically Operated	30	168 244	29 084	8 852 973
8434202000	Dairy Mach, Not Electrically Operated	0	196	0	9 636
8434901000	Parts Of Milking & Dairy Mach.Of Electoperated Machines	12 172	35 223	897 682	2 706 523
8434902000	Parts Of Milk & Dairy Mach Of Non Electoperated Machines	18 068	19 383	606 186	712 488
8435101000	Presses,Crushers & Manufacture Of Wine,Cider,Fruit Juices,Electric	115 048	752 213	862 184	5 278 197
8435102000	Presses,Crushers & Manufacture Of Wine,Cider,Fruit Juices,Not Elec	338	51 449	940	67 182
8435901000	Parts Of Presses,Crushers & Manufactureof Wine,Cider,Fruit Juices,f	60 396	308 963	553 199	2 695 597
8435902000	Parts Of Presses,Crushers & Manufactureof Wine,Cider,Fruit Juices,l	1 000	7 912	7 025	16 348
8436101000	Machinery For Preparing Animal Feedingstuffs, Electrically Operatec	422 629	3 737 083	2 629 872	23 901 840
8436102000	Machinery For Preparing Animal Feedingstuffs, Not Electrically Oper	1 392	59 239	7 280	300 568
8436211000	Poultry Incubators & Brooders, Electricoperated	342 051	1 702 428	2 412 118	17 891 221
8436212000	Poultry Incubators & Brooders, Notelectrically Operated	13 221	66 916	55 145	616 863
8436291000	Oth Poultry-Keeping Machinery, Electricoperated	189 340	1 795 622	869 217	6 706 755
8436292000	Oth Poultry-Keeping Machinery, Notelectrically Operated	12 334	786 825	131 588	3 370 448
8436801100	Other Agric Or Horticultural Machine,Electric Operated, Inc Germinz	10 399	248 095	36 036	740 509
8436801900	Other Machine, Electric Operated For Poultry Include Bee Keping	33 235	1 348 997	65 789	6 842 623
8436802100	Other Agric Or Horticultural Machine,Not Electric Operated, Inc Ger	174	16 932	115	176 332
8436802900	Other Machine, Not Electric Operated For Poultry Include Bee Kepir	149	208 502	1 350	812 386
8436911000	Parts Of Poultry-Keeping Machinery/ Poultry,Incubator & Brooders,l	41 624	350 297	157 645	2 805 402
8436912000	Parts Of Poultry-Keeping Machinery/ Poultry,Incubator&Brooders,N	2 406	86 075	25 745	1 044 100
8436991100	Parts Of Other Machin For Agri & Horti Type,Electric Operated	14 791	89 231	21 372	231 053
8436991900	Parts Of Other Poultry/Bee-Keeping Machin, Electric Operated	72 555	998 824	284 159	4 227 569
8436992100	Parts Of Other Machin For Agri & Hortitype/Germanium ,Not Electri	1 827	83 255	24 924	853 986
8436992900	Parts Of Other Poultry/Bee-Keepingmachine, Not Electric Operated	26 606	288 994	206 231	1 591 916
8437101000	Machinery For Grains;Winnowing & Cleanmachine, Electrically Oper	92 976	2 749 051	1 093 534	14 347 276
8437102000	Machinery For Grains;Winnowing & Cleanmachines,Not Electric Ope	2 100	16 651	95 453	509 150
8437103000	Machine For Clean,Sorting/Grading Seed ,Grain Dried Leguminous V	95 005	1 627 932	1 077 383	10 507 526
8437104000	Mach For Clean,Sorting/Grad Seed,Graindried Leguminous Vegetat	0	31 939	0	73 175
8437801000	Rice Hullers & Cone Type Rice Mills,Electrically Operated	1 000	210 455	1 256	408 907
8437802000	Machinery For Rice Hullers & Cone Typerice Mills,Not Electrically Ope	4 220	405 219	6 633	528 298
8437803000	Cofee & Corn Mills Machine For Industrytype, Electrical Operated	670	55 621	30 801	1 127 143
8437804000	Cofee & Corn Mills Machine For Industrytype, Not Electrical Operate	0	75 380	0	53 478
8437805100	Polishing Machine For Rice, Sieving,Bran Cleaning&Husking Machine	19 189	933 259	91 012	7 153 244
8437805900	Other Machine Used In The Milling Indust Or Working Of Cerals, Elei	127 394	872 458	351 322	9 865 361
8437806100	Polishing Machine For Rice, Sieving,Bran Cleaning&Husking Machine	50 669	718 043	62 850	773 977
8437806900	Other Machine Used In The Milling Indust Or Working Of Cerals, Not	37 565	572 830	39 268	3 102 385
8437901100	Parts Of Machin Of Subheading 8437.10 ,Electrically Operated	25 278	440 512	235 911	2 903 287
8437901900	Parts Of Machines Oth Than Of Subhead8437.10,Electrically Operat	106 439	653 963	144 746	2 035 808
8437902100	Parts Of Machines Of Subheading 8437.10,Not Electrically Operated	2 923	60 981	28 557	143 498
8437902900	Oth Parts Of Machines Of Subheading8437.10, Not Electrically Oper	115 018	992 173	172 159	1 440 334
8438101000	Bakery Machine,Macaroni,Spaghetti/Simila Products, Electrically Op	161 122	2 172 816	2 646 515	28 062 541
8438102000	Bakery Machine,Macaroni,Spaghetti/Simila Products, Not Electricall	28 635	330 550	39 024	583 095
8438201000	Machine For The Manufac Of Confectionary Cocoa/Chocolate, Elect	59 642	856 008	618 274	27 117 198
8438202000	Machine For The Manufacture Of Confectionary Chocolate,Not Elect	7 404	56 997	67 061	2 510 913
8438301000	Machine For Sugar Manufacture, Electricoperated	4 893	810 989	68 316	1 390 418
8438302000	Machinery For Sugar Manufacture, Notelectrically Operated	0	1 791	0	2 442
8438501000	Mach For The Preparation Of Meat/Poultry ,Electrically Operated	92 449	623 723	1 736 162	13 561 802
8438502000	Mach For The Preparation Of Meat/Poultry ,Not Electrically Operate	20 649	79 783	23 309	121 633
8438601000	Machiner For The Preparation Of Fruits,Nuts/Vegetable, Electrically	8 214	309 767	68 886	10 015 860
8438602000	Machiner For The Preparation Of Fruits,Nuts/Vegetable, Not Electric	2 475	109 861	6 381	149 392
8438801100	Coffee Pulpers, Electrically Operated	23 309	224 152	94 839	2 285 837
8438801200	Coffee Pulpers, Not Electricallyoperated	3 852	13 282	7 743	25 276
8438809100	Other Machine For The Industrial Preparation/Manufacture, Electric	230 088	1 068 531	2 526 723	23 213 512
8438809200	Other Machine For The Industrial Preparation/Manufacture, Not Elk	5 331	99 483	21 956	203 830
8438901100	Parts Of Electrically Operated Machineof Subheading 8438.30.10	2 144	172 204	52 305	1 383 240
8438901200	Part Of Coffee Pulper,Electric Operatedmachines	24	917 721	5 978	189 690
8438901900	Parts Of Oths Goods Of Heading 84.38 Electrically Operated	95 253	1 159 751	3 888 787	23 052 264

**I.3. IMPOR MENURUT KOMODITI / IMPORT BY HS COMMODITY**  
**\*\*\* JULI/JULY 2014 \*\*\***

HS	Uraian Komoditi Commodity Description	Berat Bersih / <i>Net Weight</i> (Kg)		Nilai / <i>Value C.I.F</i> (US\$)	
		Bulan ini <i>Current Month</i>	Kumulatif <i>Cum.Jan. to date</i>	Bulan ini <i>Current Month</i>	Kumulatif <i>Cum.Jan. to date</i>
8438902100	Parts Of Goods Of Subheading 8438.30.20Not Electrically Operated	192 162	385 733	418 969	1 509 141
8438902900	Parts Of Oth Goods Of Heading 84.38.20 Of Coffee Pulpers,Not Elect	24 970	196 157	714 037	10 744 597
8439100000	Machinery For Making Pulp Of Fibrouscellulosic Material	4 129	105 489	41 315	468 764
8439200000	Machinery For Making Paper/Paperboard	148 717	3 769 931	5 083 995	60 645 697
8439300000	Machinery For Finishing Paper/Paperboard	9 522	868 063	66 506	5 975 235
8439910000	Part Of Machine For Mak Pulp Of Fibrouscellulosic Material,Electric	49 700	1 082 305	1 781 702	20 130 563
8439990000	Parts For Making/ Finishing Paper/ Paperboard, Electrically Operate	495 974	3 861 133	7 865 630	63 775 039
8440101000	Book-Binding Mach, Includ Book-Sewing,Electrically Operated	38 278	263 401	191 839	4 234 550
8440102000	Book-Binding Mach, Includ Book-Sewing,Not Electrically Operated	2 955	12 981	4 828	35 354
8440901000	Parts Of Book Binding & Sewing Machineselectrically Operated Mac	187	3 329	18 603	229 820
8440902000	Parts Of Book Binding & Sewing Machinesnot Electrically Operated M	0	225	0	69 564
8441101000	Cutting Paper Machines, Electricallyoperated	385 566	3 335 491	3 446 662	31 133 742
8441102000	Cutting Paper Machine, Not Electricallyoperated	10 970	185 260	142 978	1 124 970
8441201000	Machine For Making Bags,Sacks/Envelopeelectrically Operated	23 250	424 729	173 800	2 965 196
8441202000	Machine For Making Bags,Sacks/Envelopestop Electrically Operated	0	54 360	0	485 211
8441301000	Elect Mach Oth Than By Moulding For Make Cartons,Boxes,Cases,Tu	356 656	1 287 826	4 744 117	13 984 451
8441302000	Not Elect Mach Oth Than By Moulding Formake Cartons,Boxes,Case	0	66 370	0	572 443
8441401000	Machines For Moulding Articles In Paperpulp,Paper/Paperboard,Ele	4 250	256 105	12 107	3 586 660
8441402000	Machines For Moulding Articles In Paperpulp, Paper/Paperboard, N	0	7 137	0	17 599
8441801000	Oth Machinery For Making Up Paper Pulp,Paper/Paperboard,Electri	463 823	2 104 210	11 714 567	48 910 108
8441802000	Oth Machinery For Making Up Paper Pulp,Paper/Paperboard,Not Ek	20 365	208 121	96 861	3 124 286
8441901000	Part Of Machin For Mak Up Paper Pulp,Paper/Paperboar,Cutting Ma	140 314	705 452	2 897 187	16 155 852
8441902000	Parts Of Machin For Mak Up Paper Pulp,Paper/Paperboa,Cutting Ma	112 214	186 678	343 838	882 602
8442301000	Electric Machine,App&Equip For Preparing/Making Plates,Cylinders:	54 746	317 432	1 640 027	5 878 273
8442302000	Non Electric Machine,App&Equ For Prepare/Making Plates,Cylinder:	20 876	107 177	91 340	688 650
8442401000	Parts,Of Electric Machine,App&Equip Forprepare/Making Plates,Cyli	19 774	273 778	453 768	2 985 572
8442402000	Parts, Non Electric Machine,App&Equ Forprepare/Making Plates,Cyl	2 723	21 003	83 667	537 802
8442500000	Plate,Cyls&Oth.Print Comp.Plates,Cyl & Lithograph Stones,Prepared	59 390	624 159	837 849	7 551 359
8443110000	Offset Printing Machinery, Reel-Fed	1 319	498 339	157 909	9 505 267
8443120000	Offset Printing Machinery, Sheet - Fed,Office Type (Use Sheet<22X36	30 999	161 167	39 020	279 488
8443130000	Oth Er Offset Printing Machinery	324 186	2 473 038	8 106 766	33 667 239
8443140000	Letterpress Printing Machine, Reel-Fed,Excluding Flexographic Printi	32 864	172 635	167 787	2 273 465
8443150000	Letterpress Printing Machine, Other Than Reel Fed, Excluding Flexog	0	34 754	0	123 665
8443160000	Flexographic Printing Machinery	82 581	565 789	3 136 526	8 634 205
8443170000	Gravure Printing Machinery	28 787	439 867	253 265	14 428 683
8443190000	Other Printing Machine Use For Print Bymeans Of Plates, Cylinder&(	18 305	403 155	525 704	6 311 490
8443311010	Printer-Copier,Ink-Jet,Color,Capable Ofconnecting To A Data Machir	128 128	2 789 745	1 198 248	32 882 714
8443311090	Printer-Copier,Ink-Jet Proces,No Color,Capable Of Connect To Data I	79 297	194 933	519 398	1 371 633
8443312010	Printer-Copier,Laser Proces,Color, Capable Connect To Data Mach/N	9 379	114 882	334 890	4 216 342
8443312090	Printer-Copier,Laser Proces,No Color, Capable Connect To Data Mac	12 126	195 126	304 078	4 514 194
8443313010	Combination Printer-Copier-Facs Machine, Color,Connect To Data M	69 630	920 472	1 700 476	13 098 232
8443313090	Combination Printer-Copier-Facs Machine, No Color,Connect To Dat	28 058	398 270	715 523	8 541 099
8443319010	Oth Mach Which Perform >= 2 Function Ofprinting,Copying/Facsimil	124 608	290 457	1 406 729	3 527 573
8443319090	Oth Mach Which Perform >= 2 Function Ofprinting,Copying/Facsimil	13 510	185 620	599 857	4 959 769
8443321010	Dot Matrix Printer,Color,Capable Connect To Data Machine/Networ	109	1 199	8 145	47 743
8443321090	Dot Matrix Printer,No Color,Capable Ofconnect To Data Machine/Ne	40 456	472 171	1 014 802	12 470 669
8443322010	Ink-Jet Printer,Color,Capable Of Connect To A Data Machine/Netwo	130 954	2 386 253	2 198 739	42 919 949
8443322090	Ink-Jet Printer,No Color,Capable Connect To A Data Machine/Netwc	4 024	73 192	296 046	4 190 595
8443323010	Laser Printer,Color,Capable Of Connectto A Data Machine/Network	35 672	191 302	588 867	3 315 514
8443323090	Ink-Jet Printer,No Color,Capable Connect To A Data Machine/Netwc	60 399	498 473	1 105 594	7 148 807
8443324000	Facsimile Machine Capable Of Connect Toa Data Machine/Network	7 301	98 274	106 322	1 583 163
8443325010	Screen Printing Machinery,Color, For The Manufacture Pcb/Pwb,	68 000	136 293	340 000	1 106 659
8443325090	Screen Printing Machinery,No Color, Forthe Manufacture Pcb/Pwb,	7 602	47 987	184 507	494 819
8443326000	Plotters	7 838	55 053	32 010	223 974
8443329010	Other Printing Machine,Color,Capableconnect To Data Machine/Net	217	29 985	33 228	1 410 107
8443329090	Other Printing Machine,No Color,Capable Connect To Data Machine	19 606	148 893	711 693	6 866 417
8443391100	Electrostatl Photocopy,Color,By Reproduc Original Image Direct Ont	1	1	4 846	4 846
8443391900	Electros Photocopy,No Color, By Reproduc Original Image Direct On	200 162	1 255 357	366 606	2 072 534
8443392010	Electrostat Photocopy ,Color,By Reproduc Original Image In-Direct C	0	2 287	0	63 391
8443392090	Electros Photocopy ,No Color,By Reproduc Original Image In-Direct C	187 092	1 079 355	153 043	1 934 433
8443393090	Oth Photocopy Apparatus Incorporating An Optical System,No Color	0	1 152	0	5 200
8443394010	Ink-Jet Printer, Color, Not Capable Ofconnect To Network	0	1 122	0	13 903
8443394090	Ink-Jet Printer,Not Color,Not Capable Of Connect To Network	1 182	1 682	4 240	6 912
8443399010	Laser Printer , Color, Not Capable Ofconnect To Network	0	58	0	8 016

**I.3. IMPOR MENURUT KOMODITI / IMPORT BY HS COMMODITY**

\*\*\* JULI/JULY 2014 \*\*\*

HS	Uraian Komoditi Commodity Description	Berat Bersih / Net Weight (Kg)		Nilai / Value C.I.F (US\$)	
		Bulan ini Current Month	Kumulatif Cum.Jan. to date	Bulan ini Current Month	Kumulatif Cum.Jan. to date
8443399090	Laser Printer ,Not Color,Not Capable Of Connect To Network	1 953	16 927	41 512	375 367
8443910000	Part & Accessori Of Print Machinery Used For Print By Component C	801 565	6 007 471	45 813 593	314 532 570
8443991000	Part & Accessori Of Screen Print Machi-Nery For Manufact Of Print C	545	13 530	140 532	892 756
8443992000	Ink-Filled Printer Cartridges	264 518	1 324 002	9 419 247	63 433 278
8443993000	Paper Feeders And Sorters	2 508	30 470	187 917	2 017 855
8443999000	Oth Part & Accessori Of Screen Printingmachinery	252 360	1 905 730	11 248 988	65 722 670
8444001000	Mach For Extrude,Texture/Cut Man-Madetextile Material,Electric O	23 849	1 031 288	294 249	15 998 653
8444002000	Mach For Extrude,Texture/Cut Man-Madetextile Material,Not Electr	8 146	122 848	41 149	434 886
8445111000	Carding Machines,Electrically Operated , For Preparing Textil Fibres	636 100	2 216 150	5 956 877	21 993 781
8445112000	Carding Machines, Not Electricallyoperated, For Preparing Textil Fibi	0	190	0	844
8445121000	Combing Machines, Electrically Operated, For Preparing Textil Fibre:	122 917	248 789	418 000	3 128 199
8445131000	Drawing/Roving Machines, Electricallyoperated, For Preparing Textil	54 502	1 257 309	897 799	10 932 210
8445132000	Drawing/Roving Machines, Not Electricall Operated, For Preparing T	0	2 186	0	17 857
8445191000	Other Machines For Preparing Textilefibres; Electrically Operated	35 324	1 027 411	284 987	9 179 948
8445192000	Other Machines For Preparing Textilefibres; Not Electrically Operate	0	5 701	0	23 779
8445201000	Textile Spinning Machines; Electricallyoperated	835 409	4 619 213	5 240 918	39 284 086
8445202000	Textile Spinning Machines,Not Electrical Operated	26	950	1 980	21 653
8445301000	Textile Doubling/Twisting Machines;Electrically Operated	509 187	1 670 829	4 362 178	12 227 694
8445401000	Textile Winding(Including Weft-Winding)Or Reeling Machin,Electric	153 714	1 679 219	804 522	32 469 552
8445402000	Textile Winding (Including Weft-Winding)Or Reeling Machine,Not El	0	1 720	0	64 775
8445901000	Mach For Prepring Textile Yarns To Usedweaving/Knitting/Stich Bon	244 741	885 991	970 297	8 056 089
8445902000	Mach For Prepring Textile Yarns To Usedweaving/Knitt/Stich Bond,N	74	6 287	2 824	26 510
8446101000	Machines For Weaving Fabricsof A Width ? 30 Cm, Electric Operate	54 579	190 958	401 984	1 353 609
8446102000	Machines For Weaving Fabricsof A Width ? 30 Cm,Not Electric Oper:	1	41	2	182
8446210000	Power Looms	40 308	483 461	245 800	929 150
8446290000	Machines For Weaving Fabricsof A Width >30 Cm,Shuttle Type	76 546	948 402	385 732	7 541 602
8446300000	Machines For Weaving Fabricsof A Width >30 Cm, Shuttleless Type	513 590	3 135 197	2 996 523	26 574 505
8447111000	Circular Knitting Mach,Cylinderdiamtr ? 165 Mm, Electrically Operat	60 272	677 057	325 822	7 068 185
8447112000	Circular Knitting Mach,Cylinderdiamtr ? 165 Mm,Not Electric Operat	0	19 163	0	61 575
8447121000	Circular Knitting Mach,Cylinderdiamtr >165 Mm, Electrically Operat	80 740	625 206	1 375 541	8 192 180
8447122000	Circular Knitting Mach,Cylinder Diamtr>165 Mm,Not Electrically Ope	0	1 410	0	13 754
8447201000	Flat Knitting & Stitch Bonding Machine,Electrically Operated	177 080	1 289 838	2 922 156	15 040 647
8447202000	Flat Knitting & Stitch Bonding Machine,Not Electrically Operated	0	85 155	0	754 634
8447901000	Machines For Making Gimped Yarn,Tulle,Lace&Mach For Tufting,Ele	110 013	1 387 151	394 615	10 269 198
8447902000	Machines For Making Gimped Yarn,Tulle,Lace&Mach For Tufting,No	398	118 289	9 469	333 506
8448111000	Dobbies & Jacquards, Card Reducing,Copying,Puching/Ass Mach, Ele	27 477	245 081	77 141	2 205 368
8448112000	Dobbies & Jacquards, Card Reducing,Copying,Puching/Ass Mach,Noi	314	3 469	18 320	78 604
8448191000	Auxiliary Mach For Use Extruding/Preparetextile/Weave/Knitt, Elect	11 576	399 726	84 876	6 385 184
8448192000	Auxiliary Mach For Use Extruding/Preparetextile/Weave/Knitt, Not I	6 528	21 584	46 772	267 891
8448200000	Parts&Accessories Of Machines For Extrud/Their Auxiliary Machiner	83 526	371 441	1 200 234	7 938 640
8448310000	Card Clothing	15 865	192 412	343 217	3 433 293
8448320000	Parts & Access Of Mach For Preparingtextile Fibres,Other Than Card	7 804	238 372	219 650	2 000 321
8448330000	Spindles, Spindle Flyers,Spinning Rings,And Ring Travellers	21 187	145 921	764 974	4 760 464
8448390000	Oth Parts & Access Of Mach Of Preparingtextile Fibres/Their Auxilia	175 797	1 614 863	3 152 238	20 867 110
8448420000	Reeds For Looms, Healds & Heald-Frames	18 296	148 567	424 099	2 814 795
8448491000	Shuttles,Elect Operated Mach,Use Withmachines For Extruding & Kr	144 328	328 980	499 576	1 459 821
8448499100	Oth Parts&Acces, Elect Operated,Use Withmachines For Extruding &	115 913	490 621	1 207 874	5 148 656
8448499200	Parts&Accs Of Non-Elect Operated, Usemachines For Extruding & Kr	27 152	63 636	235 586	1 460 764
8448510000	Sinkers, Needles&Other Articles Used Informing Stitches	10 902	76 208	786 671	4 656 191
8448590000	Othe Parts&Accessories Of Mach Forknitting/Their Auxiliary Machin	34 709	289 003	503 838	4 417 007
8449001000	Mach For The Manufacture/Finishingof Felt/Nonwovens,Electrically	21 331	1 198 542	596 307	32 758 341
8449002000	Mach For The Manufacture/Finishingof Belt/Nonwovens, Not Elect C	0	13 000	0	339 966
8450111000	Household/Laundry-Type Washing Machines;Fully-Automatic Mach:	155 570	579 750	560 484	2 181 844
8450119000	Household/Laundry-Type Wash Machines;Fully- Automatic Machine	1 782 172	12 222 621	7 059 640	47 803 172
8450120010	Household/Laundry-Type Wash Machines;Built-In Centrifugal Drier,t	216 821	988 921	772 522	3 696 372
8450120020	Household/Laundry-Type Wash Machines;Built- In Centrifugal Drier,	500 850	5 590 757	1 906 681	19 533 654
8450191020	Other Household/Laundry-Type Wash Machindry Linen Capacity > 6	0	19 484	0	72 636
8450199010	Other Household/Laundry-Type Wash Machindry Linen Capacity < 6	0	2 164	0	4 937
8450199020	Other Household/Laundry-Type Wash Machindry Linen Capacity > 6	0	1 208	0	6 542
8450200000	Household/Laundry-Type Washing Machines;A Dry Linen Capacity >	283 521	2 763 978	1 233 604	11 994 974
8450901000	Parts Of Mach Of Dry Linencapacity > 10 Kg	13 397	144 324	90 349	672 823
8450902000	Parts Of Mach Of Dry Linen, Full Auto,With Buil-In Centrifugal Drier,t	396 168	3 410 543	1 476 879	12 118 960
8451100000	Dry-Cleaning Machines	15 546	204 905	51 170	982 202
8451210000	Drying Machines,Each Of A Dry Linencapacity Not Exceeding 10 Kg	63 181	292 883	296 622	1 280 488



**I.3. IMPOR MENURUT KOMODITI / IMPORT BY HS COMMODITY**
**\*\*\* JULI/JULY 2014 \*\*\***

HS	Uraian Komoditi Commodity Description	Berat Bersih / Net Weight (Kg)		Nilai / Value C.I.F (US\$)	
		Bulan ini Current Month	Kumulatif Cum.Jan. to date	Bulan ini Current Month	Kumulatif Cum.Jan. to date
8451290000	Drying Machines,Each Of A Dry Linencapacity Exceeding 10 Kg	116 157	910 505	821 515	6 048 425
8451301000	Ironing Machines And Presses(Including Fusing Presses)	1 387	75 230	18 272	554 096
8451309000	Ironing Machines And Presses(Including Fusing Presses)	34 232	350 422	246 695	3 035 644
8451400000	Washing, Bleaching/Dyeing Machines	319 244	1 447 297	2 931 481	16 056 562
8451500000	Mach. For Reeling,Unreeling,Folding,Cutting/Pinking Textile Fabrics	25 828	479 620	360 888	7 070 514
8451800010	Other Machinery Exclude Washing Machfor Laundry ; For Domestic	2 077	4 780	7 812	25 224
8451800090	Other Machinery Exclude Washing Machfor Laundry ; For Domestic	315 792	2 359 387	2 317 708	27 929 389
8451901100	Parts Of Drying Machines Witha Dry Linen Capacity < 10 Kg	233	34 917	5 482	75 404
8451901900	Parts Of Drying Machines Witha Dry Linen Capacity <= 10 Kg	3 797	22 528	99 785	347 843
8451909000	Parts Of Drying Machines Witha Dry Linen Capacity > 10 Kg	35 639	391 322	469 582	3 660 874
8452100000	Sewing Machines Of The Household Type	72 062	1 090 973	157 233	4 063 263
8452210000	Sewing Machines;Automatic Units	134 888	1 680 854	2 067 883	19 781 804
8452290000	Sewing Machines;Not Automatic Units	253 572	3 853 377	1 476 024	35 224 703
8452300000	Sewing Machine Needles	5 183	81 399	154 527	713 381
8452901100	Arm,Bed,Stand,Flywheel,Belt Guard;Pedals Of Sewing Mach Of Hous	14 274	106 917	30 930	161 020
8452901200	Furniture, Bases And Covers For Sewingmachines And Parts There O	11 519	128 456	13 236	361 785
8452901900	Oth Part Of Sewing Mach Of Machineryof Sewing Machines Of Hous	76 578	446 721	186 348	1 754 229
8452909110	Arms,Beds,Feet & Pedals Of Mach Excludeof Sewing Machines Of H	5 836	7 642	7 261	13 366
8452909190	Other Parts Of Sewing Mach Of Machineryof Sewing Machines Of H	6 677	65 275	130 281	673 883
8452909200	Furniture, Bases And Covers For Sewingmachines And Parts Thereof	16 375	79 894	43 095	857 058
8452909900	Other Parts Of Sewing Mach Of Machineryexclude Sewing Mach Of I	63 072	874 811	157 575	1 837 120
8453101000	Machinery For Prepare,Tanning/Work Hides, Skins/Leather, Elect O	58 609	234 921	396 681	1 696 365
8453102000	Machinery For Prepare,Tanning/Work Hides, Skins/Leather, Not Elec	568	6 502	5 492	51 364
8453201000	Machinery For Making/Repairing Footwear,Electrically Operated	135 891	1 455 279	1 652 638	13 676 832
8453202000	Machinery For Making/Repairing Footwear,Not Electrically Operate	757	126 872	13 624	1 170 531
8453801000	Other Mach For Make/Repaire Footwear,Notsewing Machine,Electr	280 618	2 554 166	2 752 666	19 622 969
8453802000	Other Mach For Make/Repaire Footwear,Notsewing Machine,Not El	0	4 763	0	9 357
8453900000	Parts Of Machinery For Preparing,Tanningworking Hides, Skins, Leat	37 224	392 554	969 252	6 075 606
8454100000	Converters	11 013	411 192	117 488	1 687 356
8454200000	Ingot Moulds And Ladles	132 918	1 103 012	1 426 209	11 999 516
8454300000	Casting Machines	101 756	3 218 262	990 754	46 009 126
8454900000	Parts Of Converter, Ladles, Ingot Moulds, Casting Mach For Metellur	295 283	2 019 220	2 406 302	17 414 222
8455100000	Tube Mills	112 863	151 348	282 352	475 800
8455210000	Rolling Mills,Hot/Combination Hot & Cold	21 955	4 227 163	2 342 568	6 921 196
8455220000	Rolling Mills, Cold	31 233	388 882	143 970	1 743 677
8455300000	Rolls For Rolling Mills	662 177	3 389 152	2 235 734	14 079 737
8455900000	Other Parts Of Metal-Rolling Millsand Rolls Therefor.	1 418 602	5 296 368	3 662 526	20 049 703
8456100000	Mach Tool For Work Any Material Byremoval Material,Operat By La	18 678	249 454	308 344	5 699 815
8456200000	Machines Tool For Work Any Material Byremoval Material,Operat B	5 447	37 359	412 497	1 589 602
8456300000	Machines Tool For Work Any Material Byremoval Material,Electro-D	14 127	297 063	456 985	5 616 054
8456901000	Mach Tool For Mnfact Of Printed Circuit,Numerical Control,By Plasr	7 520	47 849	88 423	674 338
8456902000	Wet Proce Equip For The Application Byimmersion Of Electrochemi	45 540	89 741	399 367	765 630
8456909000	Oth Mach Tool For Work Any Materialby Other Operating Processes	18 294	295 338	263 753	4 549 403
8457100000	Machining Centres	337 705	3 525 513	6 848 845	70 558 194
8457200000	Unit Construction Machines(Single-Station)	4 066	61 400	117 045	2 464 126
8457300000	Multi-Station Transfer Machines	210	47 232	997	681 178
8458110000	Horizontal Lathes, For Removing Metalnumerically Controlled	230 197	2 115 507	3 814 724	46 115 616
8458191000	Horizontal Lathes, For Remove Metal,Bed-Spidle Ctr Not Excd? 300	18 658	283 253	97 040	1 379 737
8458199000	Horizntal Lathes, For Remove Metal, Bed-Spidle Cntrl Not Excd>300	126 629	1 387 720	423 011	8 162 913
8458910000	Other Lathes,For Removing Metalnumerically Controlled	91 496	345 002	2 073 949	8 583 824
8458991000	Oth Lathes,For Remove Metal,Not Numericcntrl,Spidle Ctr-Bed Not I	0	16 859	0	628 503
8458999000	Oth Lathes,For Remove Metal,Not Numericctrl, Spidle Cetnre-Bed N	89 340	1 454 196	279 177	20 005 750
8459101000	Way-Type Unit Head Machines,Electrically Operated	96	280 773	1 698	5 116 429
8459102000	Way-Type Unit Head Machines,Not Electrically Operated	383	3 493	18 027	80 334
8459210000	Drilling Machines,Numerically Controlled	25 543	222 142	326 496	5 502 771
8459291000	Drilling Machines,Electrically Operated	83 447	766 060	179 602	5 760 255
8459292000	Drilling Machines, Not Electricallyoperated	1 485	24 774	20 901	286 685
8459310000	Boring-Milling Machines, Not Horizontalallathes,Numerically Controlk	167 140	255 424	4 374 118	7 268 277
8459391000	Boring-Milling Machines,Electricallyoperated, Not Horizontal Lathes	40 469	126 320	235 235	683 320
8459392000	Boring-Milling Machines, Not Electricaloperated Not Horizontal Lath	1 528	35 159	22 930	290 472
8459401000	Boring Machines, Electrically Operated	65 238	234 034	297 570	2 370 074
8459402000	Boring Machines, Not Electrical Operated	31 817	154 185	151 207	1 202 210
8459510000	Milling Machines, Knee-Type, Numericallycontrolled	4 180	17 170	92 543	127 979
8459591000	Milling Machines, Knee-Type,Electrically Operated	20 111	145 633	43 829	738 139

## I.3. IMPOR MENURUT KOMODITI / IMPORT BY HS COMMODITY

\*\*\* JULI/JULY 2014 \*\*\*

HS	Uraian Komoditi Commodity Description	Berat Bersih / Net Weight (Kg)		Nilai / Value C.I.F (US\$)	
		Bulan ini	Kumulatif	Bulan ini	Kumulatif
		Current Month	Cum.Jan. to date	Current Month	Cum.Jan. to date
8459592000	Milling Machines, Knee-Type,Not Electrically Operated	0	38 816	0	158 007
8459610000	Other Milling Machines, Numericallycontrolled	117 376	595 297	3 426 214	10 417 072
8459691000	Other Milling Machines, Electricallyoperated	31 572	406 076	96 388	2 459 745
8459692000	Other Milling Machines, Not Electricallyoperated	437	3 782	8 809	21 553
8459701000	Other Threading/Tapping Machines,Electrically Operated	41 474	270 842	218 513	3 515 871
8459702000	Other Threading/Tapping Machines,Not Electrically Operated	2 159	30 641	14 672	472 879
8460110000	Flat-Surface Grinding Mach,An Accurof At Least 0.01 Mm,Numeric C	7 542	129 013	340 261	3 961 076
8460191000	Other Flat-Surface Grinding Mach,Anaccur At Least 0.01 Mm, Elect C	52 647	340 144	337 797	5 154 271
8460192000	Oth Flat-Surface Grinding Mach,An Accurat Least 0.01 Mm, Not Elec	1 491	15 492	48 095	288 752
8460210000	Other Grinding Mach,An Accuracy Of Atleast 0.01 Mm,Numerically C	3 500	394 502	97 869	12 119 411
8460291000	Other Grinding Mach,An Accuracy Of Atleast 0.01 Mm, Electrically C	155 093	592 354	1 502 884	8 009 554
8460292000	Other Grinding Mach,An Accur At Least0.01 Mm, Not Electric Opera	894	63 348	2 078	1 675 413
8460311000	Machine Tools, Numeric Controlled, Forsharpen Carbide Diamet < 3	52 076	110 845	796 708	1 492 233
8460319000	Oth Sharpening (Tool/Cutter Grinding)Machines,Numerically Contrc	11 824	127 869	246 795	856 296
8460391000	Oth Sharpening (Tool/Cutter Grinding)Machines, Electrically Operat	30 223	113 667	312 150	1 455 383
8460392000	Oth Sharpening (Tool/Cutter Grinding)Machines, Not Electrically Op	21	6 497	1 579	111 562
8460401000	Honing/Lapping Machines,Electrically Operated	15 116	124 031	29 759	4 625 590
8460402000	Honing/Lapping Machines,Not Electrically Operated	0	2 914	0	101 986
8460901000	Other Machine-Tools For Deburring,Abrasives/ Polishing Products, E	76 791	448 252	745 239	5 288 952
8460902000	Other Mach-Tools For Deburring,Abrasives/Polishing Products, Not I	972	26 815	18 820	233 581
8461201000	Shaping/Slotting Machines,Electricallyoperated	70 061	298 315	543 276	3 561 565
8461202000	Shaping/Slotting Mach,Not Electricallyoperated	6 756	31 247	30 375	182 857
8461301000	Broaching Mach,Electrically Operated	0	42 353	0	1 725 191
8461302000	Broaching Mach,Not Electric Operated	488	512	19 078	22 862
8461401000	Gear Cutting,Gear Grinding/Gearfinishing Mach Electric Operated	3 119	322 994	21 360	9 532 935
8461402000	Gear Cutting,Gear Grinding/Gearfinishing Mach Not Electric Operate	2 831	6 701	3 333	26 297
8461501000	Sawing/Cutting-Off Machines,Electrically Operated	118 076	973 233	1 253 591	9 604 394
8461502000	Sawing/Cutting-Off Machines,Not Electrically Operated	4 292	128 301	29 002	914 852
8461901100	Planing Machines,Electric Operated	566	10 679	984	138 700
8461901900	Other Planing Machines,Electric Operated	40 985	423 347	731 469	6 079 675
8461909100	Other Planing Machines,Not Electricoperated	0	10	0	3 122
8461909900	Other Mach-Tool Work By Removing Metalor Cerments, Not Electric	3 456	166 809	141 624	1 070 429
8462101000	Forging/Die-Stamping Machines (Incl Pres& Hammers, Electric Oper	1 561 108	19 811 416	15 565 590	178 730 993
8462102000	Forging/Die-Stamping Machines (Incl Pres&Hammers,Not Electric Oj	118 958	366 041	476 627	3 763 190
8462210000	Bend,Fold,Straighten/Flattening Machine(Includ Pres),Numeric Cont	111 121	1 052 733	1 312 519	16 255 279
8462291000	Bend,Fold,Straighten/Flattening Machine(Incl Pres),Unnumeric Cntr	612 434	2 386 865	5 596 075	19 240 423
8462292000	Bend,Fold,Straighten/Flattnng Mach(Incl Pres),Unnumeric Cntrl,Nt E	74 254	409 373	751 732	2 189 167
8462310000	Shearing Machine (Incl Press),Oth Thancombine Punching Mach,Nur	3 503	1 733 879	100 417	11 955 782
8462391000	Shearing Mach (Incl Press),Oth Than Binepunching Mach,Numeric Ci	183 954	2 315 358	872 019	17 648 436
8462392000	Shearing Mach (Incl Press),Oth Than Binepunch Mach,Not Electric O	3 048	132 695	147 703	577 774
8462410000	Punching/Notching Mach,Incl Comb Punch &Shearing Mach,Numeri	5 554	474 971	46 094	4 544 666
8462491000	Punching/Notching Mach,Incl Comb Punch &Shearing Mach,Not Nui	132 211	858 039	2 036 402	5 792 106
8462492000	Punching/Notching Mach,Incl Comb Punch &Shear Mach,Not Numri	252	19 798	3 000	167 365
8462910000	Hydraulic Presses	498 492	1 957 211	2 337 131	11 649 491
8462991000	Mach For Manufac Of Boxes,Cans & Similarcontain Of Tin Plate, Elec	24 641	555 031	355 510	3 121 129
8462992000	Mach For Manufac Of Boxes,Cans Containtin Plate,Not Electrically O	2 716	122 873	55 806	513 664
8462995000	Oth Machine For Working Metal By Forging,Hamming,Electrically Oj	111 106	2 786 474	472 372	16 545 792
8462996000	Oth Machine For Working Metal By Forging,Hamming,Not Electricall	19 606	233 709	25 572	1 133 387
8463101000	Draw-Benches For Bars,Tube,Profile,Wire,Or The Like, Electrically Oj	35 278	370 974	684 573	3 360 883
8463102000	Draw-Benches For Bars,Tube,Profile,Wire,Or The Like, Not Electrical	251	57 048	1 320	198 555
8463201000	Thread Rolling Machines, Electricallyoperated	809 671	2 855 126	558 619	9 013 253
8463202000	Thread Rolling Machines,Not Electricallyoperated	4 790	28 021	15 746	43 960
8463301000	Machines For Working Wire,Electricallyoperated	45 960	1 023 559	616 897	10 392 545
8463302000	Machines For Working Wire,Not Electrically Operated	3 637	29 030	4 523	131 203
8463901000	Oth Mach Tool For Work Metal/Cerments,Without Remove Materia	357 666	1 134 493	6 644 838	22 126 795
8463902000	Oth Mach Tool For Work Metal/Cerments,Without Remove Materia	398	63 935	35 734	814 480
8464101000	Sawing Machines, Electrically Operated	5 351	343 997	139 198	1 553 780
8464102000	Sawing Machines,Not Electrical Operated	383	607	10 541	21 826
8464201000	Grinding/Polishing Machines,Electrically Operated	76 667	369 760	344 350	1 836 777
8464202000	Grinding/Polishing Machines,Not Electrically Operated	515	5 086	4 355	20 085
8464901000	Oth Mach Tool For Work Stone,Ceramics/Like Mineral Material,Elec	192 227	1 357 620	1 252 844	10 238 855
8464902000	Oth Mach Tool For Work Stone,Ceramics/Like Mineral Material,Not	27 290	486 994	222 303	1 039 244
8465100000	Mach, Can Carryout Diffrnt Type Oprationwithout Tool Charge For S	80 755	612 375	707 157	5 075 742
8465911000	Sawing Machines For Scoring Pcb/ Pwb'S Electrically Operated	0	26 700	0	632 993

I.3. IMPOR MENURUT KOMODITI / IMPORT BY HS COMMODITY

\*\*\* JULI/JULY 2014 \*\*\*

HS	Uraian Komoditi Commodity Description	Berat Bersih / Net Weight (Kg)		Nilai / Value C.I.F (US\$)	
		Bulan ini Current Month	Kumulatif Cum.Jan. to date	Bulan ini Current Month	Kumulatif Cum.Jan. to date
8465912000	Other Sawing Mach For Scoring Pcb/ Pwb'S, Electrically Operated	190 671	1 408 804	741 171	6 088 124
8465919000	Other Sawing Mach For Scoring Pcb/ Pwb'S, Not Electrically Operate	26 078	474 280	125 769	2 399 510
8465921000	Mach Tools For Routing Pcb/Pwb'Ssubstrates,Shank Dmtr ? 3.175 M	5 733	37 930	343 818	580 431
8465922000	Oth Planing,Milling/Moulding(By Cutting) Mach,Electrically Operate	198 268	2 072 688	848 913	5 033 831
8465929000	Oth Planing,Milling/Moulding(By Cutting)Machines,Not Electric Ope	20 565	271 390	739 107	2 982 416
8465931000	Grinding, Sanding/Polishing Machines,Electrically Operated	219 963	881 384	1 205 405	5 846 188
8465932000	Grinding, Sanding/Polishing Machines,Not Electrically Operated	44	36 137	35	94 115
8465941000	Bending/Assembling Machines,Electrically Operated	28 002	191 491	499 816	4 468 407
8465942000	Bending/Assembling Machines,Not Electrically Operated	400	6 622	804	43 159
8465951000	Drilling Mach For Manufac Pcb/Pwb'S ,With A Spindle Speed > 50.0C	1	2 380	903	52 870
8465953000	Other Drilling/Morticing Machines,Electrically Operated	62 844	428 005	260 632	1 950 106
8465959000	Other Drilling/Morticing Machines,Not Electrically Operated	6 609	91 937	28 576	534 780
8465961000	Splitting, Slicing/Paring Machines,Electrically Operated	156 977	1 063 242	809 829	4 995 323
8465962000	Splitting, Slicing/Paring Machines,Not Electrically Operated	14 460	113 390	25 202	290 861
8465993000	Other Machine Tools, Lathes,Elctrically Operated	4 200	102 411	23 035	1 112 198
8465994000	Other Machine Tools, Lathes,Not Eletrically Operated	2 323	35 535	21 200	193 929
8465995000	Mach For Deburring Surfaces Ofpcb/Pwb'S, For Scoring Laminati Pre	28 949	182 536	143 165	1 951 142
8466309000	Other Mach-Tools For Nailing,Stapling,Glueing/Otherwise Assemb,E	88 812	1 162 466	623 250	9 921 832
8465999000	Other Mach-Tools For Nailing,Stapling,Glueing/Otherwise Assemb,N	87 796	556 427	1 090 693	4 246 667
8466101000	Tool Hold.Self-Open Dieheadsfor 8456.90,8460.31,8465.91,8465.92	1 518	63 547	122 107	1 454 967
8466109000	Oth Tool Holders & Self-Opening Dieheads	38 691	318 675	1 786 495	9 955 851
8466201000	Work Holders For Sub 8456.99, 8460.31,8465.91, 8465.92, 8465.95,	46 367	176 669	531 023	2 210 584
8466209000	Oth Work Holders For Other Machine Tools	32 749	880 232	1 528 446	9 185 049
8466301000	Dividing H,Special Attachm 8456.99,8460.31,8465.91,8465.92,8465	720	13 580	49 287	551 307
8466309000	Dividing H,Not For Attachm Sub 8456.99,8460.31,8465.91,8465.92,	10 558	80 964	297 535	2 802 413
8466910000	Parts&Acces Suitable For Machineof Heading 84.64-84.65	78 397	544 840	307 192	2 825 750
8466921000	Parts&Acces Suitabl For Mach 8465. 91.10,8465.92.10,8465.95.10, {	8 027	99 515	81 601	401 599
8466929000	Parts & Acces Suitable For Machof Otherheading 84.65	31 677	424 062	727 775	6 467 404
8466932000	Parts&Acces Suitabl For Mach 8456. 99.20,8456.99.30,8456.99.40&	455	18 328	34 821	549 832
8466939000	Parts&Acces Suitable For Mach Of Otherheadings 84.56 To 84.61	128 191	1 252 896	2 761 197	23 110 247
8466940000	Oth Parts & Acces Suitable For Machinesother Headings 84.56 To 84	470 923	1 665 833	8 111 626	39 523 350
8467110000	Tool For Work In The Hand,Pneumatic,Rotary Type (Incl Rotary Perc	14 660	114 824	449 577	3 997 059
8467190000	Tool For Working In The Hand,Pneumatic,In Other Type	38 866	380 889	296 236	3 261 314
8467210000	Drills Of All Kinds With Self Containedelectric Motor	179 214	1 645 930	738 537	7 356 256
8467220000	Saws With Self Contained Electric Motor	32 643	647 549	73 390	3 231 996
8467290000	Oth Tool For Working In The Hand,With Self-Contained Electric Mot	780 095	5 989 410	2 498 799	18 221 519
8467810000	Chain Saws	254 439	1 397 904	623 180	4 138 705
8467890000	Oth Tool For Working In The Hand,With Self-Contained Non-Electric	33 804	461 980	120 613	2 743 770
8467911000	Part Of Chain Saw,Of Elect-Mechanic Forwork In Hand,Self-Cont. Ele	26	14 906	258	26 175
8467919000	Part Of Chain Saw,Of Elect-Mechanic Forwork In Hand,Self-Cont. No	96 993	1 144 840	97 204	1 922 001
8467920000	Parts Of Pneumatic Tools	4 950	51 812	135 850	953 337
8467991000	Part Of Hydraulic Tool,Of Goodswith Self-Contained Electric Motor	56 574	363 212	121 500	836 755
8467999000	Part Of Hydraulic Tool,Of Goodsnot With Self-Contained Electric Mo	486 537	1 174 182	1 262 607	3 210 511
8468100000	Hand-Held Blow Pipes	16 945	24 828	383 803	428 030
8468201000	Hand-Operated Gas Welding, Brazing/Cutting Appliances For Metal	26 999	555 608	400 090	2 616 896
8468209000	Other Gas-Operated Machinery & Apparatus	117 380	411 097	339 764	3 307 424
8468800000	Other Machinery And Apparatus	23 244	408 839	837 649	3 826 289
8468901000	Parts Of Goods Of Hand-Held Blow Pipes	51 783	471 993	162 004	1 089 815
8468902000	Parts Of Goods Of Hand-Operat Gas Weldbrazing/Cutting Appliance:	13 388	64 818	209 964	762 499
8468909000	Oth Parts Of Not Hand Blow Pipe/Oprtdgas Welding, Braze/Cut Appl	59 011	991 476	536 542	7 144 432
8469001000	Word Processing Machines	0	12	0	25
8469009010	Automatic Typewriters	4 202	13 123	59 374	200 077
8469009090	Non Automatic Typewrites	881	59 951	3 519	141 538
8470100000	Electronic Calculators Capable Of Operwithout An Extnl Source Elect	81 002	427 908	231 587	1 669 138
8470210000	Electronic Calculating Machinesincorporating A Printing Device	3 577	12 246	120 486	321 017
8470290000	Other Electronic Calculating Machines	13 847	103 564	205 808	1 100 019
8470300000	Other Calculating Machines	185 314	895 323	1 024 025	3 998 914
8470500000	Cash Registers	33 117	322 520	1 930 414	11 995 007
8470901000	Postage-Franking Machines	0	12 360	0	25 727
8470902000	Accounting Machines	0	983	0	3 488
8470909000	Mach For Pocket-Size Data Record, Reprod.Display Mach With Calcu	5	8 153	3 884	25 503
8471301000	Palmtop &Personal Digital Assistants(Pdas)	11 065	26 595	1 534 807	4 393 375
8471302000	Laptops Incl Notebooks And Subnotebooks	513 653	5 747 914	37 763 629	443 505 457
8471309000	Oth Portable Digital Automatic Dataprocmach,Weigh Not More Than	273 171	1 895 204	42 141 975	293 989 609

### I.3. IMPOR MENURUT KOMODITI / IMPORT BY HS COMMODITY

\*\*\* JULI/JULY 2014 \*\*\*

H S	Uraian Komoditi Commodity Description	Berat Bersih / Net Weight (Kg)		Nilai / Value C.I.F (US\$)	
		Bulan ini Current Month	Kumulatif Cum.Jan. to date	Bulan ini Current Month	Kumulatif Cum.Jan. to date
8471411000	Personal Computers Excluding Portable	81 634	636 492	4 664 765	33 083 590
8471419000	Other Digital Automatic Data Processingmachines	33 289	207 574	3 238 568	16 391 762
8471491000	Processing Units For Personal &Portabcomputers,Presented In Form	112 326	753 277	6 041 303	41 863 306
8471499000	Other Digital Automatic Data Procees Mach,Present In Form Of Syste	68 963	583 294	8 980 082	22 349 367
8471501000	Process Units For Personal & Portab Comp,Other Automatic Data Pr	214 492	1 226 522	12 391 814	76 063 535
8471509000	Other Digital Automatic Data Procees Mach,Other Automatic Data Pr	231 368	1 692 129	8 847 600	64 128 578
8471603000	Computer Keyboards	68 262	445 538	532 366	4 206 187
8471604000	X-Y Coordinate Input Devices,Includingmouse,Light Pens,Joystick,Tr:	121 491	661 291	987 790	5 440 287
8471609000	Other Mach Input/Output Units,Whether/Not Contain Storg Units S:	79 948	381 526	6 616 811	30 562 604
8471701000	Floppy Disk Drives	1 397	33 106	11 400	2 675 113
8471702000	Hard Disk Drives	222 748	1 976 216	10 657 375	72 784 527
8471703000	Tape Drives	2 114	11 307	337 144	1 556 857
8471704000	Optical Disk Drives,Including Cd-Romdrives,Dvd Drives & Cd-R Drive:	23 232	400 791	845 081	13 558 133
8471705000	Proprietary Fmat Strge Device Includmedia Therefor Fr Automat Dt Pi	20 517	167 159	3 508 252	24 967 531
8471709100	Automatic Backup Systems	149	2 575	44 194	235 882
8471709900	Other Storage Units Of Digital Automaticdata Processing Machines	35 670	278 514	1 561 897	14 745 633
8471801000	Control And Adaptor Units	47 712	401 427	1 084 481	8 951 098
8471807000	Sound Card And Video Cards	4 767	99 400	52 073	602 934
8471809000	Other Units Of Automatic Data Processingmachines	87 584	621 667	4 495 758	28 987 582
8471901000	Bar Code Readers	16 592	70 905	173 903	2 689 293
8471902000	Optical Character Readers,Document/Image Scanners	28 766	442 894	896 625	14 067 322
8471909000	Other Automatic Data Processing Machines& Units Thereof	173 491	1 078 045	5 091 481	34 340 601
8472101000	Duplicating Machines, Electric Operated	22	4 489	359	270 420
8472102000	Duplicating Machines, Not Electricallyoperated	4 234	15 789	13 206	71 610
8472301000	Machines For Sorting/Folding Mail/For Inserting Mail In Envelopes,E	21	12 219	2 754	443 519
8472302000	Machines For Sorting/Folding Mail/For Inserting Mail In Envelops,Nc	0	101	0	244
8472901000	Automatic Teller Machines	426 252	4 121 040	5 788 747	55 753 045
8472902000	Electronic Fingerprint Identificationsystems	6 697	104 720	56 074	521 641
8472903000	Other Office Machines,Electrically Operated	44 578	400 857	961 097	6 998 753
8472909000	Other Office Machines,Not Electrically Operated	1 275	128 830	7 739	604 496
8473101000	Printed Circuit Assembliesfor Word- Processing Machines	11 096	25 032	465 710	2 331 274
8473109000	Other Parts & Acces Of The Mach Of typewriter Not Printer/Word Pr	1 711	65 407	301 288	3 294 839
8473210000	Parts & Accs Of Elect Calculating; With/Without Extnal Sources & Pi	466	1 649	2 846	44 778
8473290000	Other Parts & Acces Of The Machine Ofcalculating, Reproducing, Di	11 096	106 518	332 151	2 036 360
8473301000	Assembled Printed Circuit Boards	277 459	2 281 280	21 393 507	152 715 500
8473309000	Other Parts & Acces Of The Machines Ofautomatic Data Processing ,	582 571	3 867 596	17 650 664	86 803 007
8473401100	Parts Including Printed Circuit Assembfor Automatic Teller Machine:	2 274	17 868	109 460	1 274 734
8473401900	Other Parts&Access Of The Mach Of Othoffice Machine,For Elect Op	11 901	53 389	849 592	3 260 380
8473402000	Other Parts&Access Of The Mach Of Othoffice Machine,For Non Ele	184	7 550	19 632	137 059
8473501100	Parts&Access Suitable For Use With Machauto Data Procc Mach & L	25 587	71 506	161 948	1 229 286
8473501900	Part&Acc Suitabl For Use Mach Typewriternot Printers&Oth Office N	1 887	48 197	37 635	589 340
8473502000	Part&Acc Suitabl For Use Mach Typewriternot Print&Oth Office Mac	0	36	0	1 835
8474101000	Sorting,Screening,Separating/Washingmachines, Electrically Operat	1 727 425	3 775 356	8 548 231	27 010 792
8474102000	Sorting,Screening,Separating/Washingmachines, Not Electrically Op	88 274	248 839	273 466	2 037 706
8474201100	Crushing/Grinding Machines For Stoneelectrically Operated	631 420	10 363 039	2 027 980	48 579 668
8474201900	Crushing/Grinding Mach For Earth,Oreoth Mineral Substances,Elect	1 857 460	7 256 946	8 949 871	71 688 918
8474202100	Crushing/Grinding Mach For Stonenot Electrically Operated	0	277 533	0	436 957
8474202900	Crushing/Grinding Mach For Earth,Oreoth Mineral Substances,Not E	45 850	827 303	109 799	2 764 262
8474311000	Concrete/Mortar Mixers, Electricallyoperated	443 252	3 751 474	2 361 312	14 648 817
8474312000	Concrete/Mortar Mixers, Not Electricallyoperated	118 132	1 180 725	444 427	4 476 502
8474321100	Mach For Mixing Mineral Substances Withbitumen,Output Cap ? 80	132 650	755 366	258 930	1 383 752
8474321900	Mach For Mixing Mineral Substances Withbitumen,Output Cap > 80	396 049	2 900 552	6 662 575	30 181 981
8474322900	Mach For Mix Mineral Substnc Wth Bitumen,Output Cap >80 T/H,Nc	279 932	1 382 114	900 368	10 650 148
8474391000	Other Mixing/Kneading Machineselectrically Operated	1 307 891	4 128 433	18 588 312	49 177 086
8474392000	Other Mixing/Kneading Machinesnot Electrically Operated	32 163	1 060 468	81 621	4 157 158
8474801000	Mach For Agglomerating,Shaping/Mauldsolid Mineral Fuels,Electric	972 262	9 337 235	8 225 521	48 461 026
8474802000	Mach For Agglomerating,Shaping/Mouldsolid Mineral Fuels,Not Elec	8 120	358 596	104 719	1 050 262
8474901000	Parts Of Mach For Sort,Creen,Separate,Wash,Crush,Grinding&MixIn	2 048 765	13 948 692	11 936 092	101 881 863
8474902000	Parts Of Mach For Sort,Creen,Separate,Wash,Crush,Grinding&Mix,N	106 655	805 037	1 229 575	9 104 143
8475101000	Mach For Assembl Electric/Electronicclamps Tubes/Valves,Electric Op	648	16 758	1 434	143 824
8475102000	Mach For Assembl Electric/Electronicclamps Tubes/Valves,Not Elect.	129	1 451	9 110	71 156
8475210000	Machines For Making Optical Fibres Andpreforms Thereof	0	2	0	441
8475290000	Other Machines For Manufacturing/Hot Working Glass/Glassware	19	124 128	3 869	2 593 565
8475901000	Part Of Mach For Assmb/Mfg Elect/Elctrnihot Work Glassware,Elect	33 057	187 068	290 856	4 927 209

## I.3. IMPOR MENURUT KOMODITI / IMPORT BY HS COMMODITY

\*\*\* JULI/JULY 2014 \*\*\*

HS	Uraian Komoditi Commodity Description	Berat Bersih / Net Weight (Kg)		Nilai / Value C.I.F (US\$)	
		Bulan ini Current Month	Kumulatif Cum.Jan. to date	Bulan ini Current Month	Kumulatif Cum.Jan. to date
8475902000	Part Of Mach For Assmb/Mfg Elect/Electrnhot Work Glassware,Not E	15	2 303	8 133	354 863
8476210000	Automatic Beverage-Vending Machin,Incorporating Heating/Refrige	1 200	27 194	19 500	321 458
8476290000	Other Automatic Beverage-Vendingmachines	0	7 818	0	151 662
8476810000	Other Automatic Goods-Vending Mach,Incorporating Heating/Refric	0	1 819	0	15 267
8476890000	Other Automatic Goods-Vending Mach,Without Heating/Refrigerati	7	5 624	602	105 101
8476900000	Parts Of Automatic Goods-Vend Machincorpor Heating/Refrigeratin	26 280	430 388	421 741	6 777 925
8477101000	Injection-Moulding Machines For Mouldingrubber	327 882	3 913 470	3 169 941	34 478 283
8477103100	P.V.C. Injection Moulding Machine	501 015	7 527 233	4 929 915	58 085 494
8477103900	Other Injection-Moulding Machinesfor Moulding Plastics	41 354	1 152 805	509 832	11 761 140
8477201000	Extruders For Extruding Rubber	56 575	530 286	754 089	5 844 314
8477202000	Extruders For Extruding Plastics	251 627	3 413 764	2 690 105	40 527 306
8477300000	Blow Moulding Machines	163 212	1 990 426	5 070 953	51 254 054
8477401000	Vacuum Moulding & Other Thermo Formingfor Moulding/Forming R	71 768	524 707	528 191	4 736 886
8477402000	Vacuum Moulding & Other Thermo Formingfor Moulding/Forming P	179 938	2 067 272	751 410	30 013 628
8477510000	Mach For Mould/Retread Pneumt Tyres,For Mould/Othwise Formin	42 700	559 842	132 822	6 029 885
8477591000	Other Machine For Moulding/Otherwiseforming For Rubber	65 228	854 278	972 299	6 809 987
8477592000	Other Machine For Moulding/Otherwiseorming For Plastics	200 831	1 288 501	4 763 448	17 764 685
8477801000	Other Machinery For Working Rubber/Rubber Products, Electrically	346 765	7 055 652	3 769 808	55 190 988
8477802000	Other Machinery For Working Rubber/Rubber Products, Not Electric	136 353	1 107 021	3 339 011	17 519 339
8477803100	Lamination Presses For The Manufactrof Pcb/Pwbs	1 297	38 772	16 960	501 338
8477803900	Other Machinery For Rubber Or Plastics,Electrically Operated	398 787	3 760 198	5 239 480	49 950 674
8477804000	Other Machinery For Working Rubber/Plastic Products, Not Elect Op	13 591	187 073	63 046	2 391 537
8477901000	Parts Of Electrically Operatd Mach Forworking Rubber/Products Fro	198 823	2 819 291	2 757 098	21 000 479
8477902000	Part Of Nonelectric Opratd Mach Forworking Rubb/Fr The Manuf Pr	93 715	882 743	2 208 373	13 752 024
8477903200	Pars Of Lamination Pressesfor The Manufc Of Pcb/Pwbs	2 340	306 794	57 814	2 192 445
8477903900	Oth Parts Not Parts Of Laminationpresses For The Manufc Of Pcb/Pv	68 021	218 907	827 603	4 230 373
8477904000	Part Of Nonelectric Opratd Mach For Workplastic/For The Manuftg I	39 085	481 793	773 207	7 820 128
8478101000	Machinery For Preparing/Making Uptobacco, Electrically Operated	315 457	2 029 731	19 614 721	153 735 600
8478102000	Machinery For Preparing/Making Uptobacco, Not Electrically Operat	0	14 575	0	139 369
8478901000	Parts Of Machinery For Preparing/Makingup Tobacco, Electrically Op	24 746	582 449	2 508 277	76 102 631
8478902000	Parts Of Machinery For Preparing/Makingup Tobacco, Not Electrical	5 252	43 626	64 499	404 036
8479101000	Machinery For Public Works,Building/The Like Electrically Operated	225 216	1 335 935	1 056 469	6 375 832
8479102000	Machinery Fr Public Works,Building/The Like Not Electrically Operat	76 904	297 533	1 024 671	2 796 414
8479201000	Mach For The Extract/Preparation Ofanimal/Fix Vegetabl Fat/Oil, Ek	749 685	21 316 489	7 687 890	117 359 540
8479202000	Mach For The Extract/Preparation Of Animal/Fix Vegetabl Fat/Oil,Nc	343 021	4 072 910	770 205	6 689 761
8479301000	Presses For The Manufacture Of Particleboard Electrically Operated	1 275 491	2 947 233	1 366 572	7 027 199
8479302000	Presses For The Manufacture Of Particleboard Not Electrically Oper	58	95 739	182	189 659
8479401000	Rope/Cable Making Machines,Electrically Operated	60 916	377 960	532 026	5 457 200
8479402000	Rope/Cable Making Machines,Not Electrically Operated	253	9 263	26 519	288 563
8479500000	Industrial Robots, Not Elsewherespecified/Included	76 274	839 988	5 705 358	34 456 728
8479600000	Evaporative Air Coolers	63 734	1 257 445	744 984	12 267 801
8479710000	Passenger Boarding Bridges Of Kind Usein Airports	0	110	0	5 213
8479790000	Oth Passenger Boarding Bridges	2 713	630 129	196 959	8 434 192
8479811000	Oth Mach&Mechanical Appliance Fortreating Metal,Electrically Ope	18 566	840 137	634 210	13 825 222
8479812000	Oth Mach&Mechanical Appliance Fortreating Mtl,Non Electrically O	2 186	213 623	60 363	1 614 715
8479821000	Mixing,Kneading,Crush,Grind,Screen,Sift,Homogenis.& Emulsift/Stiri	368 625	3 449 787	10 360 705	56 498 505
8479822000	Mixing,Kneading,Crush,Grind,Screen,Sift,Homogenis.& Emulsift/Stiri	25 224	471 406	424 580	8 504 802
8479892000	Machinery For Assembling Cpu	27 516	481 292	1 042 377	10 554 031
8479893000	Oth Mach For Assembling Cpu Daughterboard In Plastic Case/Housir	600 814	4 347 114	19 096 525	115 982 297
8479894000	Oth Mach For Assembling Cpu Daughterboard In Plastic Case/Housir	211 008	1 157 939	5 015 313	47 299 191
8479902000	Part Of Goods Oth Mach For Assemblingcpu Daughter Plastic Case/F	9 280	107 816	365 652	4 962 477
8479903000	Part Of Oth Electrically Operatedmachine	624 503	4 826 021	4 296 373	47 375 526
8479904000	Part Of Nonelectrically Operatedmachinery	143 813	956 382	4 287 200	18 604 936
8480100000	Moulding Boxes For Metal Foundry	45 260	290 070	1 579 033	6 583 274
8480200000	Mould Bases	285 047	2 569 476	2 731 181	23 456 562
8480301000	Moulding Patterns, Of Copper	952	31 022	32 260	990 600
8480309000	Moulding Patterns, Of Other Material	412 920	2 068 276	6 547 967	40 151 289
8480410000	Moulds For Metal/Metal Carbidesinjectionn Or Compression Types	38 356	547 700	1 301 236	12 934 723
8480490000	Moulds For Metal/Metal Carbidesnot Injection Or Compression Typ	166 899	899 080	1 668 525	14 049 811
8480500000	Moulds For Glass	5 711	76 254	181 736	1 957 939
8480600000	Moulds For Mineral Materials	576 875	5 216 381	2 005 557	21 563 339
8480711000	Moulds For Rubber Or Plastics, Injectionor Compression Type For Fo	56 550	604 508	1 335 862	8 439 403
8480719010	Moulds For Rubber Or Plastics, Injectionor Compression Type For Op	0	5 016	0	438 220
8480719090	Oth Moulds For Rubber,Plastics,Injection/ Compression Type	577 574	3 907 806	12 191 902	80 837 117

I.3. IMPOR MENURUT KOMODITI / IMPORT BY HS COMMODITY

\*\*\* JULI/JULY 2014 \*\*\*

H S	Uraian Komoditi Commodity Description	Berat Bersih / Net Weight (Kg)		Nilai / Value C.I.F (US\$)	
		Bulan ini Current Month	Kumulatif Cum.Jan. to date	Bulan ini Current Month	Kumulatif Cum.Jan. to date
8480791000	Mould For Rubber,Plastics, Not Injection, Compression Type For Fot	36 633	308 553	477 985	3 272 074
8480799000	Oth Mould For Rubber,Plastics,Not Injection , Compression Type	25 252	138 201	1 016 305	4 684 211
8481101100	Pres-Reduce Valve,Iron/Steel, Manual	96 745	592 597	661 947	3 708 040
8481101900	Pres-Reduce Valve,Iron/Steel,Automaticoperate ,5 Cm ? Internal Diz	225 995	1 728 577	3 434 361	24 006 351
8481102100	Pressure-Reducing Valves Of Copper/Copper Alloys Internal Diamtr	37 083	483 220	1 296 319	11 479 242
8481102200	Pressure-Reducing Valves Of Copper/Copper Alloys Internal Diamtr :	505	64 693	4 273	281 084
8481109100	Oth Pressure-Reducing Valves Ofplastics 1Cm < Internal Diamtr > 2.	6 592	24 314	81 758	303 766
8481109900	Oth Pressure-Reducing Valvesnot Of Plastics	49 196	276 415	421 277	2 441 854
8481201000	Valve For Olehydraulic/Pneumatic Tran,Manual Oprtd, 5 Cm ? Intl D	1 943	31 039	132 811	1 125 095
8481202000	Valve For Olehydraulic/Pneumatic Tran,Ofcooper/Cooper Aloy, 1Cm	2 752	20 420	102 350	277 933
8481209000	Oth Valve For Olehydraulic/Pneumatictransmissions	191 986	1 402 462	3 554 515	24 461 763
8481301000	Check (Nonreturn) Valve Of Swing Check-Valve Type,40 Cm ?Inlets I	49 602	410 137	256 691	6 012 332
8481302000	Check (Nonreturn) Valve,Copper/Copperalloy, Internal Diameter < 2	2 430	177 024	28 179	562 174
8481303000	Check (Nonreturn) Valve Of Plastics,10Cm < Internal Diameter < 25 (	257	5 843	9 044	46 389
8481309000	Other Check (Nonreturn) Valves	286 564	2 509 883	3 581 760	31 565 795
8481401000	Safety/Relief Valves Of Copper/Copperalloy < 2.5Cm	3 494	68 476	196 060	2 057 694
8481402000	Safety/Relief Valves Of Plastics 10Cm < Internal Diameter < 25 Cm	2 659	17 328	32 807	287 194
8481409000	Oth Safety/Relief Valves	106 684	1 778 238	3 702 718	31 363 455
8481801100	Valves For Inner Tube Of Copper/Copperalloys	110 816	1 221 759	1 177 269	12 367 953
8481801200	Valves For Inner Tubes Of Oth Materials	11 503	1 157 174	262 137	11 411 322
8481801300	Valves For Tubeless Tyres Of Copper/Copper Alloys	923	7 679	1 551	86 790
8481801400	Valves For Tubeless Tyresof Oth Materials	3 788	263 423	112 140	3 682 899
8481802100	Lpg Cylinder Valv Of Cooper/Cooper Alloyhaving Inlet&Outlet Intl Di	9 295	47 601	8 691	61 353
8481802200	Lpg Cylinder Valv Of Cooper/Cooper Alloyhaving Inlet&Outlet Intl Di	37 538	61 091	38 939	106 845
8481803000	Cocks/Valves,Whether/Not Fitted Withpiezo Elect Igniters For Gas S	19 892	240 403	433 029	4 238 054
8481804100	Soda Water Bottle Valve;Gas Operat, Ofplastic, 1 Cm < Internal Dian	28	6 845	91	91 678
8481804900	Oth Soda Water Bottle Valves;Gas Operatebeer Dispensing Units	220 194	2 544 949	2 272 178	27 972 058
8481805100	Mixing Tapes And Valves,Of Plastic,1 Cm< Internal Diameter < 2,5C	1 097	62 377	21 660	239 171
8481805900	Others Mixing Tapes And Valves	222 775	1 701 174	575 334	7 280 202
8481806100	Water Pipeline Valve,Manual Operate,5Cm<Inlet/Outlet Int Diamtr	15 556	267 709	151 521	1 921 615
8481806200	Cast Iron Gate Valve,Inlet Diamtr < 4Cm&Cast Iron Butterfly Valve,Ir	172 039	1 078 848	1 662 852	8 870 624
8481806300	Cast Iron Gate Valve,Inlet Diamtr<4Cm &Cast Iron Butterfly Valve,In	62 135	851 902	512 661	13 547 953
8481806400	Hog Nipple Waterer,Of Plastics,1 Cm ?< Internal Diameter < 2,5 Cm	360	13 555	11 287	242 367
8481806500	Other Hog Nipple Waterers	4 394	98 538	190 333	1 654 363
8481806600	Nipple Joint Valves,Of Plastics1 Cm < Internal Diameter < 2,5 Cm	0	37	0	109
8481806700	Other Nipple Joint Valves	23 043	193 569	1 424 086	11 429 988
8481807100	Ball Valves,Of Plastics,1 Cm < Internal Diameter < 2,5 Cm	83 544	381 318	448 230	2 143 343
8481807200	Other Ball Valves	689 674	4 161 085	4 701 657	32 898 750
8481807300	Gate Valve,Manual Operate,Of Iron/Steel, 5Cm < Inlet/Outlet Intern	408 013	2 932 729	2 744 333	17 932 726
8481807400	Gate Valve,Manual Operate,Of Iron/Steel,Inlet/Outlet Internal Diam	3 630	49 874	23 592	374 049
8481807500	Manifold Valves Of Plastics,1 Cm < Internal Diameter < 2,5 Cm	5 634	24 903	50 318	183 437
8481807600	Other Manifold Valves	41 965	715 159	427 400	6 510 847
8481808100	Pneumatic Control Valve,Of Plastics, 1 Cm ?Internal Diameter < 2,5 (	10 147	97 328	881 084	4 739 663
8481808200	Other Pneumatic Controlled Valve	36 439	345 484	1 163 764	8 853 108
8481808300	Oth Valve Of Plastic,Inlet Diamtr>=1Cm, Outlet Diamtr < 2,5 Cm	21 654	101 753	19 609	170 179
8481808400	Oth Valve Of Plastic,Inlet Diamtr>=1Cm, Outlet Diamtr > 2,5 Cm	66	47 112	270	1 564 401
8481808700	Fuel Cut-Off Valve Plastic For Vehiclefor Transport Of Persons/Good	877	24 417	20 695	283 014
8481808800	Other Fuel Cut-Off Valve Plastic Forvehicle For Transport Of Persons	17 175	340 971	217 290	2 014 752
8481808900	Other Valve Of Stainless Steel/Nickle,Manual Operate,Weighting < 3	43 033	563 618	289 633	2 998 130
8481809100	Water Taps Of Copper Or Copper Alloywith An Internal Diameter < 2	333 124	1 728 728	4 094 543	23 861 015
8481809200	Fuel Cut-Off Valves For Vehicle	11 308	84 026	225 521	1 623 293
8481809900	Other Fuel Cut-Off For Vehicle	702 186	7 384 768	13 883 142	169 289 997
8481901000	Parts Of Housing For Sluice/ Gate Valvesan Internal Diameter < 25 M	37 101	195 284	563 222	2 992 526
8481902100	Parts Bodies Valves, For Water Taps	6 823	86 699	61 519	536 371
8481902200	Parts Bodies Valve For Lpg Cylinder	11	55 028	4 177	164 709
8481902300	Other Bodies Valves Not For Water Taps	8 762	121 110	126 789	1 201 130
8481902900	Others Parts For Taps, Cocks, Valves,And Similar Appliance Of Int. Di	132 019	932 482	1 968 906	12 533 496
8481903100	Valve Bodies/Stems Of Inner Tube Ortubeless Tyres Valves	10 974	52 444	194 413	1 573 680
8481903900	Oth Valve Bodies/Stems Of Inner Tube Ortubeless Tyres Valves	32 338	326 386	454 537	4 631 242
8481904100	Valve Cores Of Inner Tube Valves Ortubeless Tyres Valves	1 186	21 824	4 882	38 982
8481904900	Oth Valve Cores Of Inner Tube Valves Ortubeless Tyres Valves	14 072	236 338	226 267	4 505 888
8481909000	Others Parts For Taps, Cocks, Valvesand Similar Appliances	334 157	2 582 230	6 701 547	38 952 864
8482100000	Ball Bearings	1 506 095	15 261 952	13 427 565	110 834 273
8482200000	Tapered Roller Bearings,Including Coneand Tapered Roller Assembli	268 715	1 790 749	3 635 993	22 190 160

**I.3. IMPOR MENURUT KOMODITI / IMPORT BY HS COMMODITY**
**\*\*\* JULI/JULY 2014 \*\*\***

HS	Uraian Komoditi Commodity Description	Berat Bersih / Net Weight (Kg)		Nilai / Value C.I.F (US\$)	
		Bulan ini Current Month	Kumulatif Cum.Jan. to date	Bulan ini Current Month	Kumulatif Cum.Jan. to date
8482300000	Spherical Roller Bearings	165 126	1 440 776	1 311 447	8 494 746
8482400000	Needle Roller Bearings	98 330	929 526	2 010 309	18 993 644
8482500000	Oth Cylindrical Roller Bearings	208 259	958 649	3 302 662	18 716 326
8482800000	Oth,Includ.Combined Ball/Roller Bearings	859 596	7 439 718	6 628 819	51 623 193
8482910000	Balls, Needles And Rollers	279 039	1 739 893	2 070 119	12 972 581
8482990000	Other Parts Of Ball And Roller Bearings	766 120	5 930 435	6 406 958	45 570 496
8483101000	Transmission Shafts For Machinery Ofheading 84.29 Or 84.30	94 956	813 708	1 010 174	8 177 011
8483102400	Transmission Shaft For Vehicles Of Motorcycles, Auxilary Motor	411 493	3 456 944	2 284 444	20 001 958
8483102500	Transmission Shafts For Vehicles Ofa Cylinder Capacity < 2000 Cc	719 332	5 322 149	4 542 358	41 342 462
8483102600	Transmission Shafts For Vehicles Of2000 Cc < Cylinder Capacity < 30	66 844	377 883	548 435	3 869 907
8483102700	Transmission Shafts For Vehicles Ofa Cylinder Capacity > 3000 Cc	239 551	1 525 054	2 501 220	16 527 034
8483103100	Transmission Shafts For Marine Propul-Sion Engines Of An Output <	13	1 742	733	106 062
8483103900	Transmission Shafts For Marine Propul-Sion Engines Of An Output>2	53 517	542 441	560 418	6 223 052
8483109000	Other Transmission Shafts	790 424	7 952 021	8 566 866	83 211 191
8483202000	Bearing Housing Incorp. Ball Or Rollerbearings For Mach.Of Buldozer	3 701	46 188	119 450	1 105 432
8483203000	Bearing Housing Incorp. Ball Or Rollerbearings For Mach.Of Vehcles	11 760	77 643	129 454	404 921
8483209000	Other Bearing Housing Incorp. Ballor Roller	106 253	974 205	1 237 308	4 698 070
8483302000	Bear'G Hous'G Not Incorp.Ball Or Rollerbearings For Mach.Of Head	57 017	350 321	534 514	3 563 270
8483303000	Bear'G Hous'G Not Incorp.Ball Or Rollerbearings For Eng.Of Vhcl Of	44 435	451 545	709 667	6 550 472
8483309000	Other Bearing Housing Not Incorp.Ball Orroller Bearings; Plain Shats	92 123	1 224 303	1 059 419	11 556 240
8483402000	Gear&Gearing Oth Than Toothed Wheels,For Marine Vessels	162 037	1 950 186	2 126 530	14 142 832
8483403000	Gear&Gearing Oth Than Toothed Wheels,For Machinery Of Moving	225 407	1 354 701	2 228 298	15 213 663
8483409000	Gear&Gearing Oth Than Toothed Wheels,For Oth Mar.Vsl/Mach Of	1 445 316	11 544 501	16 915 956	120 026 197
8483500000	Flywheels&Pulleys,Including Pulley Block	409 063	3 248 230	3 253 050	28 595 597
8483600000	Clutches & Shaft Couplings(Including Unversal Joints)	354 920	3 125 957	4 328 328	32 222 320
8483901100	Parts Of Goods Of Transmission Shaftsfor Pedestrian/Agricultural Tr.	1 353	27 249	17 998	227 107
8483901300	Parts Of Goods Of Transmission Shaftsfor Oth. Tractors Of Pedestria	763	22 827	32 963	627 445
8483901400	Parts Of Goods Of Transmission Shaftsfor Goods Of Motorcycles	116 679	625 174	247 755	1 518 304
8483901500	Parts Of Goods Of Transmission Shaftsfor Other Goods Of Vehicle Ar	106 826	934 659	1 309 075	11 305 690
8483901900	Oth. Parts Of Goods Of Trans. Shafts	299 888	1 707 789	9 838 752	35 669 738
8483909100	Oth Toothed Wheels, Chain Sproccatedfor Goods Of Pedestrian/Agric	2 470	2 937	29 051	44 335
8483909300	Oth Toothed Wheels, Chain Sproccatedfor Oth.Tractors Of Pedestria	137	285	4 045	11 211
8483909400	Oth Toothed Wheels, Chain Sproccatedfor Goods Of Motorcycles	84 351	381 970	330 901	2 082 906
8483909500	Oth Toothed Wheels, Chain Sproccatedfor Other Goods Of Vehicles A	144 291	1 100 824	2 706 900	18 810 527
8483909900	Oth Toothed Wheels, Chain Sproccated	276 872	2 182 953	3 252 048	19 656 486
8484100000	Gaskets&Similar Joint Metal Sheettingcombined With Oth Material/2	316 837	3 672 305	4 069 786	47 927 054
8484200000	Mechanical Seal	91 396	991 034	2 043 255	15 351 916
8484900000	Oth.Gasket&Similar Joints Of Metal Sheetcombined With Oth Mater	335 588	2 738 265	5 562 298	41 807 122
8486101000	Apparatus For Rapid Heating Of Semi-Conductor Wafers	1 268	20 915	230 253	1 417 056
8486102000	Spin Dryers For Semiconductor Waferprocessing	11 800	12 465	244 424	275 604
8486103000	Machines For Working By Laser/Oth Lightin The Prod.Of Semicondu	2	568	3 419	32 097
8486104000	Mach.& App For Sawing Monocrystal Semi-Ond. Boules Into Slice, W	551	6 783	4 638	251 750
8486105000	Grinding, Polishing,Lapping Machines Forproces. Of Semiconductor	1 435	12 125	12 090	322 108
8486106000	Apparatus For Growing/Pulling Mono-Crystal Semiconductor Boules	0	19	0	18 290
8486109000	Oth Machines&Apparatus For The Manu-Facture Of Boules Or Wate	3 176	25 427	41 252	3 089 961
8486201200	Epitaxial Deposi'N Mach. Smcndctor Wfr;Spinner For Coat'G Photogr	0	44	0	10 892
8486201300	App.Physical Deposition By Sputter'G Onsemiconductor Wafers Or F	25	527	640	123 973
8486201900	Other Film Formation Equipment	3	4 612	1 668	749 493
8486202100	Ion Implanters For Doping Semiconductormaterials	0	6	0	3 291
8486202900	Other Doping Equipment	0	1 715	0	124 126
8486203100	Deflash Mach.:Spraying Appliances Forcleaning Metal Leads&Semico	6 490	12 327	110 654	310 367
8486203300	Apparatus For Wet Etching, Developing,Stripping,Cleaning Semicon	0	2 886	0	53 677
8486203900	Other Etching And Stripping Equipment	108	2 381	2 941	163 124
8486204100	Direct Write-On-Wafer Apparatus	0	2	0	214
8486205100	Dicing Machines For Scribing/Scoringsemiconductor Wafers	2 000	3 578	7 860	100 926
8486205900	Other Equipment For Dev. Exposed Wafers	2	3 364	1 820	51 484
8486209100	Lasercutters For Cut Contact. Tracks Insemiconductor Prod. By Laser	10 885	16 396	458 850	1 046 803
8486209200	Machines For Bending, Folding And Straigtening Semiconductor Lear	58 650	156 089	91 310	261 770
8486209300	Resistance Heated Furnaces, Ovens Formfcture Of Semicon Dvc On	0	32	0	3 342
8486209400	Inductance/Dielectric Furnace, Oven Formfcture Of Semicon Dvc On	0	576	0	8 032
8486209500	Auto-Mach. For The Placement/Removal Ofcomp./Contact Element	2 458	22 928	133 961	1 093 787
8486209900	Other Mach. & Apprts For The Mnfact Ofsemicon. Devices/Of Elect I	8	10 612	16 062	1 873 056
8486301000	Apparatus For Dry Etching Patterns Onflat Panel Display Substrates	422	1 458	3 116	41 758
8486302000	App. For Wet Etch, Developpe, Stripping Or Cleaning Flat Panel Displa	0	145	0	3 920

**I.3. IMPOR MENURUT KOMODITI / IMPORT BY HS COMMODITY**  
**\*\*\* JULI/JULY 2014 \*\*\***

H S	Uraian Komoditi Commodity Description	Berat Bersih / Net Weight (Kg)		Nilai / Value C.I.F (US\$)	
		Bulan ini Current Month	Kumulatif Cum.Jan. to date	Bulan ini Current Month	Kumulatif Cum.Jan. to date
8486303000	Chemical Vapour Deposition App.To Prodspinners For Coat,Physic D	119	280	1 574	6 291
8486309000	Othetr Mach. And App. For The Manufactre Of Flat Panel Displays	176	1 937	6 564	249 217
8486401000	Focused Ion Beam Milling Mach To Prodce,Repair Mask,Reticle For F	0	41	0	1 729
8486402000	Die Attach,Bonders, For Assem. Smcondtormatic Mach.For Transpor	50 276	134 652	332 669	3 215 160
8486403000	Moulds For Manufact. Of Semiconductordevices	12 087	37 334	14 064	408 883
8486404000	Optical Stereoscopic Microscopes Fittedwith Equip.Spec'Ly Dsgned (	9	715	525	172 932
8486406000	Electron Beam Microscopes With Equipsspecifically Designed Of Smc	0	3 564	0	54 747
8486409000	Other Machines And Apparatus Specifiedin Note 9(C) To This Chapt	413	22 415	6 011	255 997
8486901100	Parts And Accessories Of App For Rapidheating Of Semiconductor W:	188	10 422	63 844	243 757
8486901200	Parts & Accessories Of Spin Dryersfor Semiconductor Wafer Prosesir	84	1 330	7 639	151 188
8486901300	Parts&Access.Of Mach. For Work By Laseror Oth.Lead Or Photobear	337	1 890	40 782	159 233
8486901400	Tool Holders&Self-Open Diehead, Workholders; Dividing Heads For	265	1 863	14 470	83 588
8486901500	Oth Parts, Access.Of Mach. For Machinetools	295	3 117	67 140	416 636
8486901600	Parts & Access.Of Grind, Polish, Lap Mac For Processing Of Semicon.	1 528	3 018	40 424	70 813
8486901700	Parts & Access.Of App For Grow/Pullingmonocrystal Semiconductor	0	14	0	334
8486901900	Oth Parts, Access.Of Mach. And App. Forthe Manufact. Of Boules/W	313	2 654	84 651	681 300
8486902100	Parts & Access Of Chemical Vapour Depo-Sition App. For Smcndutor	0	256	0	1 312
8486902200	Parts & Access. Of Epitaxial Depo. Mach,Spinner For Coat Photo. Em	0	832	0	69 555
8486902300	Parts & Access. Of Ion Implanter Fordopping Of App For Phys.L Depc	2 125	179 651	5 818	3 650 752
8486902400	Tool Holder/Self-Open Diehead; Of Sprayor Etch,Strip S-Wafer,Dry-E	0	20	0	5 238
8486902500	Oth Parts & Access. Of Dicing Machinesfor Scrib/Scoring Smconduct	82	15 352	56 339	709 189
8486902600	Tool Holder/Self-Open Diehead,Dividingheads&Oth Spec Attchm Fo	760	13 581	41 993	451 921
8486902700	Other Part And Accessories Of Tool Holdrself Open Diehead, Dividir	0	8 500	0	65 000
8486902800	Part & Access Of Resistance Heated Furnaces&Ovens For The Mnfct	4 353	23 040	9 719	45 837
8486902900	Oth Part & Acces Of Mach & App.For Mnctof Smcndctre Dvces/Of E	1 503	10 510	90 290	224 748
8486903100	Part&Access Of App For Dry Etching Pttrnon Flat Panel Display Subst	0	947	0	13 299
8486903200	Tool Holder/Self-Open Dieheads,Work Hldrdividing Heads&Oth Spe	76	2 005	2 248	193 311
8486903300	Oth. Part&Access Of App For Dry/Wetetching&Oth Special Attch For	1	82	54	1 672
8486903500	Part & Access Of Spinners For Coat.Photoemuls/App.Phys Depo On I	0	14	0	5 090
8486903900	Oth Part & Access Of Mach And Apparatusfor The Manufact. Of Flat	0	96	0	2 079
8486904100	Part & Acces Of Focused Ion Beam Millingmach To Produce, Repair I	0	66	0	2 078
8486904200	Part&Acces Of Die Attach App, Auto-Tapewire Bonder, Encapsul Eq	573	2 850	4 846	193 696
8486904300	Part&Acces Of Auto-Mach Transport, Handlstorage Of Smcndctor, V	46	1 162	3 474	100 010
8486904400	Part&Acc Of Optic Stereoscop Microscopewith Equip To Hndle/Tran	1	1	12	12
8486904900	Oth Part And Acces Of Other Mach & Appspecified In Note 9(C) To T	2 188	36 841	201 523	1 402 043
8487100000	Ships/Boats Propellers And Blades Thrfor	175 347	1 266 973	1 362 029	10 924 684
8487900000	Oth Mach. Parts, Not Cont. Electric Con-Nector,Insulator,Coil, Oth El	170 181	2 003 166	3 584 505	44 230 111
8501102100	Stepper Motors Dc An Output < 37.5 Wof Ac, Refrigerator,Domeseti	10 742	124 796	282 929	2 423 674
8501102900	Oth. Stepper Mtr Dc An Output < 37.5 W	173 787	376 279	6 738 191	11 954 368
8501103000	Spindle Motors Dc An Output < 37.5 W	10 971	79 355	430 757	2 408 735
8501104100	Others Spindle Mtr Dc An Output < 37.5 Wof Ac, Refrigerator,Dome:	51 896	407 930	926 779	7 625 895
8501104900	Others Motors Dc Of An Output < 37.5W	163 805	1 406 212	2 518 743	18 946 555
8501105100	Stepper Universal (Ac/Dc) Motorsof Ac, Refrigerator,Domesetic App	457	5 742	11 351	133 373
8501105900	Oth.Stepper Universal (Ac/Dc) Motors	80 043	948 331	98 559	1 119 911
8501106000	Spindle Universal (Ac/Dc) Motors Ofan Output =<37.5W	635	15 186	15 959	486 463
8501109100	Others Spindle (Ac/Dc) Motors Of Headingof Ac, Refrigerator,Domes	15 390	97 864	406 507	2 756 194
8501109900	Others Spindle (Ac/Dc) Motors	146 669	1 422 552	1 800 591	22 113 146
8501201200	Universal Ac/Dc Mtrs Of An Output>37.5 W	127 208	892 561	107 661	787 940
8501201900	Other Universal Ac/Dc Mtrs Ofan Output > 37,5 W	25 171	437 962	67 664	931 586
8501202100	Universal (Ac/Dc) Motors Ofan Output > 1 Kw	0	7 341	0	210 347
8501202900	Other Universal (Ac/Dc) Motors Ofan Output > 1 Kw	21 001	143 080	120 242	2 141 633
8501313000	Motor Dc , Generator Dc An Output < 750 W	36 332	338 664	633 779	5 195 188
8501314000	Oth.Mtr Dc, Genrator Dc An Output < 750 W	266 544	1 939 851	1 901 139	16 211 231
8501315000	Generator Dc An Output < 750 W	64 270	384 515	406 339	3 273 125
8501321100	Motor Of Kind Used Of Ac, Refrigerator,Domesetic Appl.Elct Output	6 382	19 796	76 570	153 257
8501321200	Other Motor Dc An Output > 37.5 Kw	110 818	670 422	661 046	4 051 488
8501321300	Other Generator Dc An Output>37.5 Kw	4 104	105 836	5 441	316 166
8501329100	Other Motor Of Kind Used Of Ac, Refrigr. Domesetic Appl.Elct Output	4	1 905	694	38 010
8501329200	Oth Motor Dc 37.5 Kw<Output<75 Kw	22 458	60 889	224 523	535 337
8501329300	Oth Generator Dc 37.5 Kw-Output<75 Kw	18 452	219 663	190 561	2 892 724
8501330000	Motor Dc, Generator Dc75 Kw < An Output < 375 Kw	15 691	136 194	145 511	1 400 454
8501340000	Motor Dc, Generator Dcan Output > 375 Kw	19 326	149 399	137 939	1 637 482
8501401100	Motors Ac, Single-Phase Ofan Output < 1 Kw	236 463	3 221 764	665 725	9 794 369
8501401900	Other Motor Ac, Single-Phase Ofan Output < 1 Kw	997 512	9 300 037	2 184 435	24 146 571



### I.3. IMPOR MENURUT KOMODITI / IMPORT BY HS COMMODITY

\*\*\* JULI/JULY 2014 \*\*\*

HS	Uraian Komoditi Commodity Description	Berat Bersih / Net Weight (Kg)		Nilai / Value C.I.F (US\$)	
		Bulan ini Current Month	Kumulatif Cum.Jan. to date	Bulan ini Current Month	Kumulatif Cum.Jan. to date
8501402100	Motor Ac, Single-Phase Ofan Output > 1 Kw	2 829	41 002	85 667	594 509
8501402900	Oth Ac Motors, Single-Phase Ofan Output > 1 Kw	79 879	1 252 016	307 257	4 412 756
8501511100	Motor Ac, Multi-Phase Ofan Output < 750 W	11 540	370 449	116 565	869 479
8501511900	Other Motor Ac, Multi-Phase Ofan Output > 750 W	202 512	893 456	602 288	4 398 124
8501521100	Motor Ac, Multi-Phase Of750 W < An Output < 1 Kw	67	9 035	2 713	89 283
8501521900	Other Motor Ac, Multi-Phase Of750 W < An Output < 1 Kw	122 892	940 616	519 301	5 008 272
8501522100	Motor Ac, Multi-Phase Of1 Kw < An Output < 37.5 Kw	267	268 616	9 364	1 088 123
8501522900	Other Motor Ac, Multi-Phase Of1 Kw < An Output < 37.5 Kw	515 187	5 653 626	1 407 601	14 607 348
8501523100	Motor Ac, Multi-Phase Of An Output > 37.5 Kw	0	222 553	0	615 138
8501523900	Other Motor Ac, Multi-Phase Of An Output > 37.5 Kw	108 076	1 200 845	322 604	4 585 829
8501530000	Motor Ac Of An Output > 75 Kw	227 749	4 609 142	1 449 196	23 870 496
8501611000	Generator Ac Of An Output < 12.5 Kva	48 705	788 333	119 005	2 123 727
8501612000	Generator Ac Of An Output > 12.5 Kva	91 576	2 410 938	95 860	32 970 219
8501621000	Generator Ac Of75 Kva < An Output < 150 Kva	42 492	283 319	102 565	810 091
8501629000	Generator Ac Of150 Kva < An Output < 375 Kva	15 176	199 629	57 243	825 386
8501630000	Generator Ac Of375 Kva < An Output < 750 Kva	2 326	529 159	10 932	10 701 679
8501640000	Generator Ac Of An Output > 750 Kva	135	813 992	19 832	10 237 609
8502110000	Electric Generating Sets & Rotary Conv.Of An Output < 75 Kva	642 611	4 700 977	2 840 957	21 172 825
8502121000	Electric Generating Sets & Rotary Conv.75 Kva< An Output < 125 Kva	302 823	1 472 253	1 132 925	6 626 807
8502122000	Electric Generating Sets & Rotary Conv.125 Kva < An Output < 375 K	217 792	2 802 976	1 697 567	22 140 647
8502131000	Electric Generating Sets & Rotary Conv.Of An Output > 12500 Kva	179 656	1 246 326	2 394 183	16 468 607
8502139000	Oth. Elect Generating Sets&Rotary Conv.Of An Output > 12500 Kva	1 947 215	11 373 287	28 469 429	164 314 888
8502201000	Generating Sets With Spark-Ignit Interncombust Piston Output < 75	709 723	7 033 975	1 928 266	16 372 269
8502202000	Generating Sets With Spark-Ignit Interncombust Piston 75 Kva < Out	67 732	459 480	54 324	374 296
8502203000	Generat Sets With Spark-Ignition Interncombst Pist 100 Kva < Outpu	338 778	1 056 379	6 460 191	27 703 818
8502204100	Generat Sets With Spark-Ignition Interncombust Piston Output > 12	0	1 600	0	947
8502204900	Oth. Gnrating Sets With Spark-Ign Interncombust Piston Output > 12	512 241	3 759 725	4 285 686	10 603 707
8502311000	Oth Generating Sets Wind-Powered Ofan Output < 10000 Kva	0	8 926	0	132 731
8502312000	Oth Generating Sets Wind-Powered Of An Oan Output > 10000 Kva	0	3 468	0	36 767
8502391000	Oth Generating Sets Not Wind-Powered Ofan Output < 10 Kva	966 729	9 289 090	13 610 389	65 345 411
8502392000	Oth Generating Sets Not Wind-Powered Of10 Kva < Output ? 10000	202 533	527 658	2 366 782	9 873 733
8502393100	Oth Generating Sets Not Wind-Powered Ofan Output > 12500 Kva	142 315	207 375	4 252 153	4 826 409
8502393900	Oth Generating Sets Not Wind-Powered Ofan Output > 10000 Kva	6 270	310 266	52 231	6 721 421
8502400000	Electric Rotary Converters	25 090	81 762	779 366	2 254 161
8503001000	Parts Used In Manufacture Elct.Motor, Generator Of Output>10000	90 315	875 158	1 236 413	10 781 583
8503009000	Oth Parts In Manufacture Electric Motor Generator Of Output>1000	439 112	5 876 741	3 990 690	48 862 643
8504100000	Ballasts, For Discharge Lamps Or Tubes	64 895	1 538 887	643 498	8 780 221
8504211000	Step-Voltage Regulators;Instrument Transformer With A Power Han	15 808	162 660	167 274	1 910 221
8504219200	Liquid Dielect Transformer With Handlingcap>10Kva And High Side \	3 308	269 234	16 240	2 477 340
8504219300	Liquid Dielect Transformer With Handlingcap>10Kva And 66 Kva<Hiq	1 276	11 137	17 329	189 060
8504219900	Oth Liquid Dielectric Transformerhandling Capacity < 650 Kva	57 692	730 924	1 272 829	16 239 206
8504221100	Step-Voltage Regulators Of High Sidevoltage 66 Kv Or More	0	77 203	0	404 515
8504221900	Step-Voltage Regulator Of A High Sidevoltage < 66 Kv	132 262	315 069	292 715	3 015 413
8504229200	Oth Stepvoltage Regltor Of A High Side110 Kv<Voltage< 650 Kv	83	45 245	339	695 252
8504229300	Oth Stepvoltage Regltor Of A High Side66 Kv < Voltage < 110 Kv	465	1 057	27 619	65 450
8504229900	Oth Stepvoltage Regltor Of A High Side650 Kv < Voltage < 10000 Kv	40 221	605 919	188 451	3 335 171
8504231000	Liquid Dielectric Transformers, Powerhandling Capacity < 15000 Kv:	403 861	1 628 665	2 500 237	14 253 098
8504232100	Liquid Dielectric Transformers, Power15000 < Handling Capacity < 2	0	361 079	0	1 985 309
8504232200	Liquid Dielectric Transformers, Power20000 < Handling Capacity < 3	738	209 815	7 392	1 585 571
8504232900	Oth Liquid Dielectric Transformerspower Handling Capacity > 30000	132 422	2 385 610	862 591	15 564 530
8504311100	Instrument Potential Transformer Withrating Voltage ? 110 Kv	23 115	52 845	382 672	860 319
8504311300	Instrument Potential Transformer With1 Kv ? Rating Voltage < 66 Kv	115	1 785	1 419	18 630
8504311900	Oth.Instrument Potential Transformer	17 015	469 864	146 337	5 608 724
8504312100	Ring Current Tranformers With Voltagerating ? 110 Kv	10 484	84 982	114 380	1 092 460
8504312200	Oth Ring Current Transformers	3 993	790 149	85 915	1 607 858
8504312300	Instrument Current Tranformers With66 Kv ? Rating Voltage < 110 K	0	2 688	0	128 827
8504312400	Instrument Current Tranformers With1 Kv ? Rating Voltage < 66 Kv	0	54 727	0	1 358 753
8504312900	Oth Instrument Current Tranformers With	44 792	165 943	341 736	1 420 338
8504313000	Flyback Transformer Power Handlingcapacity ? 1 Kva	21 045	171 842	252 828	1 536 458
8504314000	Intermediate Frequency Transformerpower Handling Capacity ? 1 Kv	46 355	267 641	582 750	3 201 008
8504319100	Oth Transformers Of Kind Used Toys,Scaleor Similar Recreational M	6 560	79 223	150 368	1 054 281
8504319200	Oth Macthing Transformer Havingpower Handling Capacity ? 1 Kva	27 731	204 551	386 894	2 058 302
8504319910	Step Up/Down Transformer,Slide Regulatorstabilizer Handling Capac	116 204	955 481	853 874	9 700 457
8504319990	Oth Transformers Having Power Handlingcapacity ? 1 Kva	71 031	680 632	882 129	7 826 192

I.3. IMPOR MENURUT KOMODITI / IMPORT BY HS COMMODITY

\*\*\* JULI/JULY 2014 \*\*\*

H S	Uraian Komoditi Commodity Description	Berat Bersih / Net Weight (Kg)		Nilai / Value C.I.F (US\$)	
		Bulan ini Current Month	Kumulatif Cum.Jan. to date	Bulan ini Current Month	Kumulatif Cum.Jan. to date
8504321100	Matching Transformers, Power Handling1 Kva < Capacity ? 5 Kva	1 184	12 664	12 677	842 868
8504321900	Oth Matching Transformers, Pwr Handling1 Kva < Capacity ? 5 Kva	41 283	76 568	831 214	1 551 077
8504322000	Oth Transformers Of Kind Used Toys,Scalesmlar Recr'NI Models 1 Kv	11	202	202	3 952
8504323000	Oth Matching Transformers Minimum Freq.3 Mhz & Power Handling	1 341	1 681	13 194	25 542
8504324100	Matching Transformers Of Power Handling5 Kva < Capacity ? 10 Kv	2 585	31 709	38 744	710 523
8504324900	Oth Matching Transform'R Of Pwr Handling5 Kva < Capacity ? 10 Kv	55	10 943	2 702	1 035 270
8504325100	Matching Transformers, Power Handling10 Kva < Capacity < 16 Kva	0	9 135	0	461 784
8504325900	Oth Matching Transfmrs, Power Handling10 Kva < Capacity < 16 Kva	3 806	63 576	136 510	1 284 126
8504331100	Matching Transform.Side Voltage? 66Kv	0	48	0	9 183
8504331900	Oth Matching Transfmrs High S-Volt? 66Kv16 Kva < Capacity ? 500	7	23 189	7 932	432 808
8504339100	Matching Transformers Power Handling16 Kva < Capacity ? 500 Kva	192	31 274	10 677	325 869
8504339900	Oth Matching Transformers Power Handling16 Kva < Capacity ? 50C	2 253	294 550	38 331	1 807 544
8504341100	Matching Transform.Side Voltage ? 66 Kv10000 Kva <Power Cap ? 1	0	2 812	0	23 526
8504341200	Oth Matching Transformerspower Capaity > 500 Kva	0	79 633	0	399 681
8504341300	Oth Matching Transform.Side Volt < 66 Kv10000 Kva <Power Cap ?	0	834	0	33 000
8504341400	Oth Instrum Transform. Side Voltage<66Kvpower Capacity> 15000 K	14	171 525	574	1 535 979
8504342300	Oth Instrument Transform. With High Sidevoltage ? 66 Kv	23	2 056 547	575	14 235 902
8504342400	Matching Transformer Hav'G A Powerhandling Capacity >15000 Kva	37	1 012	22	2 113
8504342900	Oth Instrument Transformer Hav'G A Powerhandling Capacity >150C	452 604	793 959	1 208 152	3 031 616
8504401100	Uninterrupted Power Supplies (Ups)	421 123	3 375 991	4 371 043	33 080 243
8504401900	Other Uninterrupted Power Supplies	338 815	1 792 486	2 579 620	27 957 449
8504402000	Battery Chargers Having A Rating>100 Kva	43 380	790 676	422 779	6 982 242
8504403000	Other Rectifiers	27 304	322 183	1 164 192	10 276 476
8504404000	Inverters	61 761	537 865	1 775 108	15 829 160
8504409000	Other Static Converter For Automaticdata Processing Machines&Ur	439 522	2 584 104	9 625 062	50 384 761
8504501000	Inductors For Power Supply For Automaticdata Process Mach&Unit	35 512	380 495	960 046	11 378 887
8504502000	Chip Type Fixed Inductors	27 143	236 792	1 060 607	9 361 918
8504509300	Other Inductors, With Power Handlingcapacity ? 2500 Kva	14 115	119 411	749 412	4 939 781
8504509400	Other Inductors, With Power Handling2500 Kva < Capacity ? 10000	700	2 834	32 040	58 903
8504509500	Other Inductors, With Power Handlingcapacity > 10000 Kva	3 264	22 121	78 730	473 763
8504901000	Parts Of Goods Of Subheading 8504.10	2 179	12 140	21 487	137 382
8504902000	Parts Of Printed Circuit Assmb Good Subheading 85044011,8504401	7 413	247 729	434 708	5 166 237
8504903100	Radiator Panel,Flat Tube Radiator Assembfor Distrib&Power Transfc	71 782	539 337	195 147	1 361 825
8504903900	Oth Part Of Electrical Transformers Ofa Capacity ? 10,000 Kva	27 998	3 499 268	688 705	7 524 925
8504904100	Radiator Panel,Flat Tube Radiator Assembfor Distrib&Power Transfc	10 037	187 122	72 164	1 398 285
8504904900	Oth Radiator Panel A Capacity >10000 Kva	4	10 464	1 660	188 452
8504905000	Other, For Inductors Of Capacity ? 2500Kva	1	29 785	32	76 418
8504906000	Other, For Inductors Of Capacity > 2500Kva	6	1 553	103	33 235
8504909000	Other Parts Of Electrical Transformers,Static Converters & Inductor	197 982	3 044 382	3 420 424	30 349 119
8505110000	Permanent Magnet Of Metal	729 651	4 855 853	4 348 243	31 277 701
8505190000	Permanent Magnet Not Of Metal	502 286	3 842 234	2 120 081	17 667 764
8505200000	Electro Magnetic Couplings, Clutches Andbrakes	34 134	316 319	401 826	4 175 363
8505900000	Other Electro Magnetic Including Parts	199 832	823 982	1 790 651	12 369 583
8506101000	Manganese Dioxide Having External Volume?300 Cm3 Of Primary Ce	86 141	281 430	561 680	3 194 884
8506109000	Manganese Dioxide Having External Volume> 300 Cm3 Of Primary	203 482	1 473 513	1 498 216	11 025 355
8506300000	Mercuric Oxide Of Primary Cell/Batteries	1	9	10	194
8506400000	Silver Oxide Of Primary Cell/Batteries	7 700	57 755	510 196	4 984 273
8506500000	Lithium Of Primary Cell/Batteries	53 739	328 043	3 926 292	23 547 389
8506601000	Air-Zinc Of Primary Cell/Batterieshaving An External Volume ? 300 C	0	28	0	30 770
8506609000	Air-Zinc Of Primary Cell/Batterieshaving An External Volume > 300 C	1 553	28 860	41 104	843 098
8506801000	Zinc Carbon, Having An Externalvolume ? 300 Cm3 Of Primary Cell/E	0	21	0	7 234
8506802000	Zinc Carbon, Having An Externalvolume > 300 Cm3 Of Primary Cell/E	0	8 049	0	577 254
8506809100	Other Primary Cell/Batterieshaving An External Volume ? 300 Cm3	4 810	74 913	108 287	849 188
8506809900	Other Primary Cell/Batterieshaving An External Volume > 300 Cm3	103 112	864 183	2 130 682	23 857 420
8506900000	Parts Of Primary Cells/Batteries	72 650	649 119	1 259 131	9 819 061
8507101000	Lead-Acid, For Starting Piston Enginea Kind Used For Aircraft	1 671	2 536	257 894	617 447
8507109200	Lead-Acid, For Starting Piston Engineused Not For Aircraft Of Height	4 175	9 984	56 100	213 553
8507109300	Lead-Acid, For Starting Piston Engineused Not For Aircraft Of Height	301 804	2 630 466	1 374 127	9 062 177
8507109900	Oth Lead-Acid, For Start Piston Engineused Not For Aircraft Of Heigl	137 868	1 661 144	536 617	5 053 197
8507201000	Oth Lead-Acid Accumulator Of A Kind Usedfor Aircraft	4 903	42 575	20 598	266 900
8507209100	Oth Lead-Acid Accumulator Of A Kind Used13 Cm < Height ? 23 Cm	5 273	44 412	27 034	206 551
8507209200	Oth Lead-Acid Accumulator Of A Kind Useda Height > 23 Cm	488 676	4 343 425	1 640 858	14 763 013
8507209300	Oth Lead-Acid Accumulator Of A Kind Usednot For Aircraft 13 Cm <	834	6 234	1 047	112 334
8507209900	Oth Lead-Acid Accumulator Of A Kind Usednot For Aircraft A Height	1 291 549	7 042 582	5 126 217	29 257 204

### I.3. IMPOR MENURUT KOMODITI / IMPORT BY HS COMMODITY

\*\*\* JULI/JULY 2014 \*\*\*

HS	Uraian Komoditi Commodity Description	Berat Bersih / Net Weight (Kg)		Nilai / Value C.I.F (US\$)	
		Bulan ini Current Month	Kumulatif Cum.Jan. to date	Bulan ini Current Month	Kumulatif Cum.Jan. to date
8507301000	Nickel-Cadmium Of A Kind Used Foraircraft	1 973	2 136	9 963	51 151
8507309000	Other Nickel-Cadmium Of A Kind Used Foraircraft	8 160	160 148	75 539	1 960 676
8507409000	Oth Nickel-Iron Of A Kind Used Foraircraft	10 232	18 670	53 771	262 135
8507500000	Nickel Metal Hydride	5 104	68 433	140 254	2 001 366
8507601000	Lithium Ion Accumulators Of A Kind Usedlaptops Includ Notebook, S	2 333	8 156	99 826	520 593
8507609000	Other Lithium Ion Accumulators	39 365	334 315	1 624 957	12 061 886
8507801000	Oth Accumulator Of A Kind Used Foraircraft	73	493	28 330	247 152
8507809100	Other Accumulator Of A Kind Used Forlaptops Including Notebook, S	30	2 356	414	25 803
8507809900	Other Accumulator Of A Kind Used Not Forlaptops Including Notebo	432 794	2 587 934	786 828	5 864 331
8507901100	Plates Of Goods Of Other Electricaccumulators, Include Separators T	8	26 578	194	73 941
8507901900	Other Of Plate	4 342	14 407	73 176	267 447
8507909100	Other Parts Of A Kind Used For Aircraft	0	18	0	9 426
8507909200	Battery Separators,Ready For Use Ofmaterial Other Than Poly/Vinyl	93 083	866 285	659 961	5 187 303
8507909300	Part Of Goods Of Electric Accumulatorinclude Separators Thereor, M	3 653	23 120	97 422	648 980
8507909900	Oth Part Of Electric Accumulator Include Separators Thereor, Wheth	64 073	573 595	391 547	3 655 929
8508110000	Vacuum Cleaner With Self-Contain Elcmtra Power ? 1500 W, Capacit	146 124	1 082 974	723 591	5 398 807
8508191000	Oth Vacuum Cleaners With Self-Containedelc.Mtr A Kind Suitable Fc	44 327	116 614	82 271	515 134
8508199000	Oth Vacuum Cleaners Not For Domestic Use	13 074	87 106	94 294	771 760
8508600000	Other Vacuum Cleaners	90 800	383 699	1 315 407	3 538 163
8508701000	Parts Of Vacuum Cleaners Capcty ? 20 Lor A Kind Suit.For Domestic l	5 714	18 264	135 134	263 467
8508709000	Other Parts Of Vacum Clean Capcty ? 20 Lor A Kind Suit.For Domesti	28 600	55 906	210 084	494 581
8509400000	Food Grinder&Mixer,Fruit/Vegetable Juiceextract With Self-Contain	346 771	2 341 017	1 960 538	13 449 624
8509801000	Floor Polishers With Self-Containedelectric Motor	6 455	110 535	32 087	569 611
8509802000	Kitchen Waste Disposerwith Self-Contained Electric Motor	0	936	0	23 708
8509809000	Oth Electro-Mechanic Domestic Applianceswith Self-Contained Elec	28 142	218 036	180 755	1 275 038
8509901000	Part Of Goods Of Floor Polishers	1 310	70 124	6 834	195 991
8509909000	Other Parts Elect. Mechanical Domestic Appliance, With Self-Cont.El	401 814	2 847 502	891 066	8 280 139
8510100000	Shavers, With Self-Contained Electricmotor	22 178	109 799	32 285	686 505
8510200000	Hair Clippers, With Self-Containedelectric Motor	2 775	48 190	30 449	620 357
8510300000	Hair-Removing Appliances, With Selfcontained Electric Motor	1 496	4 264	41 314	142 703
8510900000	Parts Of Shavers,Hair Clippers With Selfcontained Electric Motor	16 071	93 747	1 247 502	7 060 120
8511101000	Sparking Plugs Suitable For Aircraftengines	7	927	17 091	98 031
8511102000	Sparking Plugs Suitable Formotor Vehicles Engines	6 272	104 747	117 136	1 562 437
8511109000	Other Sparking Plugs	18 796	278 944	766 533	4 387 661
8511201000	Ignition Magnetos, Magneto-Dynamos,Magnetic Flywheels For Aircr	202	5 672	2 089	168 347
8511202100	Ignition Magnetos, Magneto-Dynamos,Magnetic Flywheels Unassen	25 167	209 316	204 852	1 543 756
8511202900	Oth Ignition Magnetos, Magneto-Dynamos,Magnetic Flywheels	31 630	291 460	507 608	3 090 019
8511209100	Oth Ignition Magnetos, Magneto-Dynamos,Magnetic Flywheels Una	5 163	32 372	296 429	1 689 328
8511209900	Oth Ignition Magnetos, Magneto-Dynamos,Magtic Flywheel Not For	2 242	121 866	56 686	1 371 916
8511303000	Other Distributors; Ignition Coils A Kinsuitable For Aircraft/Vehicle	15 354	81 358	186 307	1 241 594
8511304100	Unassembled Oth.Distributor/Ignition Coila Kind Suit. For Aircraft/Vel	14 312	268 686	147 492	6 675 099
8511304900	Unassembled Distributors/Ignition Coil	52 795	439 899	1 006 479	8 890 985
8511309100	Unassembled Distributors/Ignition Coil A Kisuit. Not For Aircraft/Vehicl	0	299	0	2 033
8511309900	Oth Unassembled Distributors/Ignition Coilsuitable Not For Aircraft/V	37 496	378 420	501 257	6 241 664
8511401000	Starter Motors & Dual Purpose Startergenerator Of A Kind Used Air	176	2 088	62 907	186 668
8511402100	Other Unassembled Starter Motors Forengine Vehicle Of Car, Transp	3 166	20 545	31 565	225 422
8511402900	Oth Starter Motors&Dual Purpose Startergenerators	9 256	95 027	86 143	1 252 551
8511403100	Assembled Starters Motor For Engine Ofvehicles Of Tractors	1 163	8 509	32 269	220 471
8511403200	Assembled Starters Motor For Engine Ofvehicles Of Car Transport Pe	250 617	2 053 967	2 984 115	24 001 829
8511403300	Assembled Starters Motor For Engine Ofvehicles Of Special Cars	2 101	18 027	32 770	316 731
8511409100	Other Starter Motor For Engine Of Transpcars Person/Goods,Spesial	692	5 225	6 989	50 413
8511409900	Other Starter Motor Assembled	89 387	871 387	1 179 831	10 879 838
8511501000	Other Generator Of A Kind Used Foraircraft Engines Unassembled	0	808	0	4 375
8511502100	Other Generators Unassembled For Vehicleengine Of Car, Transport	153	1 899	2 073	18 413
8511502900	Other Unassembled Alternators	4 921	102 097	17 933	320 229
8511503100	Assembled Alternators For Engine Vehicletractors	443	4 089	12 480	119 209
8511503200	Assembled Alternators For Engine Vehicletransportation For Person	264 206	2 560 912	2 703 568	25 377 532
8511503300	Assembled Alternators For Engine Vehicleof Special Purpose Motor '	12 885	67 812	59 962	560 638
8511509100	Other Generators For Engine Vehicle Oftransportat'N Person/Goods	621	18 329	38 270	188 243
8511509900	Other Generators	77 998	555 989	1 061 687	9 384 609
8511801000	Other Equipment Of Electrical Ignitiona Kind Used For Aircraft	23	611	914	9 072
8511802000	Other Equipment Of Electrical Ignitiona Kind Used For Motor Vehicle	102 309	1 051 137	858 579	8 558 174
8511809000	Other Equipment Of Electrical Ignition	14 687	357 237	199 090	2 193 525
8511901000	Parts Of Goods Of Elect Ignition For Useaircraft Engines	19	7 412	39 351	82 974

**I.3. IMPOR MENURUT KOMODITI / IMPORT BY HS COMMODITY**  
**\*\*\* JULI/JULY 2014 \*\*\***

H S	Uraian Komoditi Commodity Description	Berat Bersih / Net Weight (Kg)		Nilai / Value C.I.F (US\$)	
		Bulan ini Current Month	Kumulatif Cum.Jan. to date	Bulan ini Current Month	Kumulatif Cum.Jan. to date
8511902000	Parts Of Goods Of Elect Ignition For Usevehicle Engine	285 410	2 717 138	3 759 730	40 505 118
8511909000	Parts Of Goods Of Elect Ignition For Usenot For Aircraft Or Vehicle E	118 361	514 750	421 850	3 287 010
8512100000	Lighting/Visual Signalling Equipment Ofa Kind Used On Bicycles	17 312	117 434	479 523	1 197 757
8512202000	Unassembled Lighting/Visual Signalingequipment	161 223	1 090 636	4 193 143	21 667 870
8512209100	Other Lighting/Visual Signalling Equip.For Motorcycles	74 472	382 963	208 504	1 461 208
8512209900	Other Lighting/Visual Signalling Equip.	429 904	3 836 366	5 984 738	55 829 817
8512301000	Horns And Serenes, Assembled	38 872	412 357	239 260	2 622 581
8512302000	Unassembled Sound Signalling Equipment	43 138	326 159	1 278 078	9 767 653
8512309100	Other Sound Signal Equip.Obstacle Detectdevice For Vehicles	8 521	27 496	49 307	548 136
8512309900	Other Sound Signalling Equipment	9 536	121 615	423 449	3 017 529
8512400000	Windscreen Wiper, Defroster & Demisters	110 327	1 132 153	1 141 567	10 740 506
8512901000	Parts Of Goods Of Lighting Or Vis. Light	6 220	68 576	88 327	614 063
8512902000	Parts Of Goods Of Lighting, Sound Signalor Windscreen Wpers, Defr	137 599	1 076 121	2 946 380	24 419 153
8513101000	Miners Helmet Lamps	8 874	115 914	60 415	1 959 556
8513102000	Quarrymens Lamps	11 144	12 191	19 522	21 320
8513109000	Other Portable Electirc Lamps	889 438	7 644 902	2 278 719	17 540 170
8513901000	Part Of Portable Elect Lamp Of Miner'Shelmet Or Quarrymen'S Lam	0	66	0	2 311
8513903000	Parts Of Flashlights Reflectors; Switchsliders Of Plastics	18 684	111 699	60 823	369 582
8513909000	Oth Part Of Portable Elect Lamp Designed	106 058	786 216	267 856	1 743 514
8514100000	Resistance Heated Furnaces And Ovens	151 310	753 638	4 892 853	12 185 546
8514202000	Electric Furnaces Or Ovens For The Mnfcrof Printed Circuit Board/As	0	17 818	0	408 499
8514209000	Oth Furnaces/Oven Function By Inductionor Dielectric Loss	212 913	1 748 454	4 939 234	14 645 024
8514302000	Oth Elect Furnace/Oven For The Manufactrof Printed Circuit Board/,	735	101 410	28 728	2 695 244
8514309000	Other Furnaces And Ovens	55 455	4 376 130	579 802	10 899 356
8514400000	Oth Equipment For The Heat Treatment Ofmaterials By Induction/D	31 846	630 682	494 120	13 427 148
8514902000	Part Of Industrial/Laboratory Electricfurnaces/Oven For Manufact.O	1 583	169 552	63 198	962 026
8514909000	Other Industrial/Lab.Elec. Furnaces Andovens Incl.By Induction Or D	164 400	2 123 469	2 114 070	9 513 056
8515110000	Soldering Irons And Guns	19 164	143 766	53 515	421 597
8515191000	Mach And App For Soldering Component Onpcb/Printed Wiring Boa	3 184	46 398	73 767	1 756 278
8515199000	Other Brazing/Soldering Machines Andapparatus	9 739	313 244	1 041 879	6 896 346
8515210000	Mach And App For Resistance Welding Ofmetal, Fully Or Partly Auto	51 338	2 154 050	695 083	23 943 588
8515290000	Mach And App For Resistance Welding Ofmetal, Non-Automatic	76 150	820 527	722 439	5 979 699
8515310000	Mach And App For Arc Welding Of Metal,Fully Or Partly Automatic	32 669	615 944	512 795	5 217 781
8515391000	Ac Arc Welders, Transformer Type,Non- Automatic	10 799	230 931	67 263	1 131 806
8515399000	Oth Machine And Apparatus For Arcwelding Of Metals, Not Automa	277 984	1 725 633	1 735 629	10 815 756
8515801000	Electric Mach & App For Hot Spraying Of Metals/Sintered Metal Carl	8 469	86 529	15 253	757 094
8515809000	Oth Electric Mach & App For Hot Spraying Of Metals/Sintered Metal	44 264	355 995	473 682	4 813 615
8515901000	Parts Of Ac Arc Welder, Transformer Type	9 442	351 404	129 411	1 089 860
8515902000	Part Of Mach&App For Soldering Componenton Pcb/Printed Wiring	916	29 221	113 285	1 092 817
8515909000	Oth Electric Machines & Apparatus	100 870	1 035 289	2 017 636	16 138 760
8516101010	Water Dispenser Fitted W/ Solely Waterheater For Domestic Use	209 607	1 292 694	1 152 117	7 083 966
8516101090	Water Dispenser Fitted W/ Solely Waterheater For Other Use	189 738	1 474 071	1 559 203	10 257 105
8516103000	Electric Immersion Water Heaters	2 586	53 905	42 979	197 978
8516210000	Storage Heating Radiators	0	383	0	4 385
8516290000	Oth Electric Space Heating Apparatusand Electric Soil Heating Appar	1 516	43 427	21 262	599 790
8516310000	Hair Dryers	7 769	98 116	104 342	1 083 338
8516320000	Other Hair-Dressing Apparatus	30 654	193 034	141 163	1 496 170
8516330000	Hand-Drying Apparatus	223	35 408	4 716	734 680
8516401000	Elect. Smoothing Irons Of Kind Designedto Use Steam From The Ind	18 216	59 564	66 220	292 370
8516409000	Other Electric Smoothing Irons	73 090	394 940	683 283	3 296 584
8516500000	Microwave Ovens	87 703	695 449	405 646	3 379 191
8516601000	Rice Cookers	1 063 273	7 230 167	4 240 787	33 282 031
8516609000	Oth Ovens; Cookers,Cooking Plates,Boiling Rings,Grillers & Roasters	164 661	1 173 358	656 304	5 378 087
8516710000	Coffee/Tea Makers	22 803	207 257	329 823	2 680 722
8516720000	Toasters	35 130	289 004	203 754	1 670 589
8516791000	Kettles	35 691	175 836	173 383	853 696
8516799000	Other Electro-Thermic Appliances	118 915	1 199 543	802 844	8 455 980
8516801000	Elect Heatin Resistor For Type-Foundingor Type-Setting Mach;For In	607	14 404	25 750	477 487
8516803000	Elect Heatin Resistor For Type-Founding/Type-Setting Mach;For Dor	28 485	241 778	314 852	2 403 216
8516809000	Other Electric Heating Resistors	68 723	364 183	701 526	5 450 969
8516902100	Sealed Hotplates For Domestic Appliances	318	46 943	2 132	94 305
8516902900	Sealed Hotplates For Other Appliances	202 200	1 844 567	406 584	3 956 151
8516903000	Parts Of Electric Instantaneous/Storagewater Heaters & Immersion I	114 319	842 429	274 493	2 303 765
8516904000	Part Of Electric Heatin Resstor For Typefounding/Type-Setting Mach	66	4 294	935	52 628

**I.3. IMPOR MENURUT KOMODITI / IMPORT BY HS COMMODITY**

\*\*\* JULI/JULY 2014 \*\*\*

HS	Uraian Komoditi Commodity Description	Berat Bersih / Net Weight (Kg)		Nilai / Value C.I.F (US\$)	
		Bulan ini Current Month	Kumulatif Cum.Jan. to date	Bulan ini Current Month	Kumulatif Cum.Jan. to date
8516909000	Oth Part Of Electric Heating Resistor Fortype-Founding/Type-Setting	348 259	2 776 970	3 227 576	25 095 242
8517110000	Line Telephone Set With Cordless Handset	1 079	22 606	47 105	765 689
8517120000	Telephones For Cellular Networksor For Other Wireless Networks	910 982	7 805 113	196 314 794	1 785 410 134
8517180000	Other Telephone Sets	34 064	193 723	646 350	4 222 518
8517610000	Base Stations	322 444	2 893 215	18 200 984	272 037 341
8517621000	Radio Transmitters/Receivers For Simult.Interpretation At Multilingual	39 297	43 725	1 149 632	1 442 718
8517622100	Control & Adaptor Units, Incl. Gateways,Bridges And Routers	128 664	355 845	6 552 510	19 925 953
8517622900	Oth Control & Adaptor Units, Includinggateways,Bridges And Router	7 060	129 596	2 112 407	21 624 956
8517623000	Telephonic Or Telegraphic Switchingapparatus	10 978	31 450	278 107	1 312 045
8517624100	Modems Including Cable Modemsand Modem Cards	34 828	189 557	3 080 310	14 301 991
8517624200	Concentrators Or Multiplexers	17 623	147 928	7 679 957	26 887 748
8517624900	Oth App For Carrier-Current Line Systemor For Digital Line Systems	2 509	91 511	1 103 614	54 798 469
8517625100	Wireless Lans	57 170	424 032	1 917 113	28 508 191
8517625200	Transmission/Reception App For Simult.Interpretation At Multilingual	0	572	0	43 973
8517625300	Oth Transmission Apparatus For Radio-Telephony/Radio-Telegraphy	52 676	602 176	11 934 259	287 984 123
8517625900	Oth Transmission App Incorporatingreception Apparatus; Others	302	6 455	183 930	1 948 753
8517626100	Oth Transmission Apparatus For Radio-Telephony/Radio-Telegraphy	6 002	15 999	1 195 703	2 987 062
8517626900	Oth Transmission Apparatus For Radio-Telephony/Radio-Telegraphy	397	11 979	447 947	2 020 480
8517629100	Portable Receiver For Call,Alert/Pagingand Paging Alert Devices, Incl	0	1 013	0	112 683
8517629200	Portable Receiver For Radio-Telephonyor Radio-Telegraphy	219	394	8 167	9 178
8517629900	Other Portable Receivers	11 328	103 202	2 280 485	19 901 379
8517690000	Other Apparatus For Transmission Orreception Of Voices; Others	6 903	188 210	790 854	3 658 183
8517701000	Parts Of Control And Adaptor Unitsincluding Gateways, Bridges, Rou	6 509	101 882	1 368 356	12 023 972
8517702100	Parts Of Cellular Telephones	91 126	195 431	3 375 142	7 858 749
8517702900	Oth Parts Of Control And Adaptor Unitsincluding Gateways, Bridges,	25 942	275 398	1 190 555	13 969 215
8517703100	Oth Pcb Of Goods For Line Telephonyor Line Telegraphy; Assembled	4 944	31 996	644 355	7 247 773
8517703200	Oth Pcb Of Goods For Radio-Telephonyor Radio-Telegraphy; Assemk	0	2 272	0	178 157
8517703900	Oth Printed Circuit Board; Assembled	84 108	771 573	4 883 143	56 008 273
8517704000	Aerials/Antennae Used W/ App. For Radio-Telephony Or Radio-Tele	28 436	534 646	739 844	11 103 588
8517709100	Oth Aerials/Antennae Of Goods For Linetelephony Or Line Telegrapt	5 983	33 853	441 163	2 417 060
8517709200	Oth Aerials/Antennae Of Goods For Radio-Telephony Or Radio-Tele	195	1 409 329	126 165	74 113 725
8517709900	Other Aerials Or Antennae	128 788	1 836 924	16 580 498	348 665 730
8518101100	Microphones Having A Frequency Rangeof 300 Hz To 3.4 Khz	1 720	12 972	93 948	558 489
8518101900	Other Microphones, Whether Or Notwith Their Stands	24 630	302 246	123 784	2 468 212
8518109000	Other Microphones	14 493	163 292	628 521	4 721 121
8518211000	Box Type Of Single Loudspeakers,Mounted In Their Enclosures	87 308	427 710	2 023 286	6 310 637
8518219000	Oth Type Of Single Loudspeakersmounted In Their Enclosures	75 892	594 352	665 139	3 448 208
8518221000	Box Type Of Multiple Loudspeakers,Mounted In Their Enclosures	97 948	848 864	389 783	4 048 483
8518229000	Oth Type Of Multiple Loudspeakersmounted In Their Enclosures	26 148	552 508	269 116	4 059 789
8518292000	Loudspeakers,Without Enclosure,Having A Freq 300 Hz To 3.4 Khz	1 968	194 665	40 602	1 066 257
8518299000	Oth Loudspeakers, Not Mounted Intheir Enclosure	682 554	4 359 250	3 427 562	23 615 010
8518301000	Headphones	17 907	171 691	307 307	2 717 421
8518302000	Earphones	28 499	213 869	298 605	1 826 257
8518304000	Line Telephone Handsets	887	2 822	24 556	68 684
8518305100	Oth Combined Microphone/Speaker Set,For Cellular/Wireless Telep	334	14 906	16 063	299 194
8518305900	Oth Combined Microphone/Speaker Set,For Other Puprposes	886	16 888	16 776	390 088
8518309000	Other Headphones And Earphones,Combined W/ Microphone/Spea	17 457	174 482	188 724	2 158 776
8518402000	Audio-Freq Elec. Amplifier Used Asrepeaters In Line Telephony	0	2 025	0	34 316
8518403000	Audio-Freq Elec. Amplifier Used Asrepeaters In Oth Than Line Telept	725	816	85 349	90 461
8518404000	Oth Audio-Freq Elec. Amplifier,Have 6 Ormore Input Signal Line	1 917	16 396	38 596	1 155 737
8518409000	Other Audio-Freq Elec. Amplifier	67 189	668 191	508 340	4 410 715
8518501000	Elec. Sound Ampli. Set Having Powerrating Of 240W Or More	1 726	26 115	3 946	110 247
8518502000	Oth Elec. Sound Amplifier W/ Loudspeaker50V <= Voltage Rating <=	0	1 619	0	72 116
8518509000	Oth Electric Sound Amplifier	30 844	219 598	172 935	1 339 792
8518901000	Part Of Microphone,Loudspeaker, Telephonehandset,Audio-Freq Ele	139 324	2 011 836	591 119	5 160 141
8518902000	Part Of Oth Audio-Freq Elec. Amplifier,Have 6 Or More Input Signal I	336	17 110	16 738	362 858
8518903000	Part Of Single/Multiple Loudspeaker	180 278	1 104 455	341 446	2 551 171
8518904000	Part Of Oth Loudspeakers, Not Mounted Intheir Enclosure	25 083	210 915	22 444	254 272
8518909000	Part Of Oth Electric Sound Amplifier Set	739 837	6 431 257	6 114 259	36 507 240
8519201000	Coins Or Disc Operated Record Player	10	10	27 437	27 437
8519202000	Record Player Operated By Others	0	4 260	0	19 268
8519300000	Turntables (Record-Decks)	0	8	0	2 895
8519500000	Telephone Answering Machines	2	196	203	3 623
8519811000	Pocket Size Cassette Recorders,Dimensionnot Exceed 170 X 100 X 4'	21	1 078	4 311	128 292

I.3. IMPOR MENURUT KOMODITI / IMPORT BY HS COMMODITY

\*\*\* JULI/JULY 2014 \*\*\*

H S	Uraian Komoditi Commodity Description	Berat Bersih / Net Weight (Kg)		Nilai / Value C.I.F (US\$)	
		Bulan ini Current Month	Kumulatif Cum.Jan. to date	Bulan ini Current Month	Kumulatif Cum.Jan. to date
8519812000	Cassette Recorder,With Ampli/Loudspeakeroperating Only W/ Ext. S	40	124	965	8 763
8519813000	Compact Disc Player	930	35 963	29 140	426 496
8519814900	Transcribing Machines For Other Purposes	6 704	92 487	4 902	89 555
8519816100	Magnetic Tape Rcoder Incorp Sound Reprofor Cinematography Or f	41	237	1 931	19 334
8519816900	Magnetic Tape Rcoder Incorp Sound Reprofor Other Puprposes	0	21	0	1 600
8519817900	Oth Sound Reproducing App,Casette Type,For Other Puprposes	0	7 349	0	221 798
8519819900	Oth Sound Recorder Suitable Forother Puprposes	1 294	46 478	43 329	536 452
8519891100	Cinematographic Sound Reproducersfor Film Of A Width Of Less Th	0	2 598	0	62 076
8519892000	Record-Players With/Without Loudspeakers	0	493	0	2 525
8519899000	Cinematographic Sound Reproducersfor Other Puprposes	9 677	67 613	229 028	1 233 384
8521101000	Magnetic Tape-Type Used Incinematography Or Tv Broadcasting	0	2 476	0	67 702
8521109000	Magnetic Tape-Type Used In Other Purpose	143	413	12 360	23 228
8521901100	Laser Disc Player Used Incinematography Or Tv Broadcasting	0	9 373	0	147 644
8521901900	Laser Disc Player Used In Other Purpose	45 163	451 423	471 472	5 070 106
8521909100	Oth Magnetic Tape-Type Used Incinematography Or Tv Broadcastin	230	24 239	1 061	430 395
8521909900	Oth Magnetic Tape-Type Used Inother Puprposes	37 337	643 175	1 469 680	15 353 540
8522100000	Pick-Up Cartridges	465	4 095	14 315	186 378
8522902000	Printed Circuit Board Assemblies Fortelephone Answering Machine	742	3 401	35 582	94 789
8522903000	Pcb Assemblies For Cinematographic Soundrecorders Or Reproduce	19 807	128 698	579 376	4 235 289
8522904000	Audio/Video Tapedecks And Compact Discmechanisms	267 557	1 920 891	2 631 295	23 500 005
8522905000	Audio/Video Reproduction Heads, Magneticitype; Magnetic Erasing l	91	24 423	5 895	518 595
8522909100	Oth Parts&Accessories Of Cinematographicsound Recorders/Reproc	15 484	106 000	199 000	1 480 331
8522909200	Oth Parts Of Telephone Answering Machine	3 323	49 545	7 537	238 947
8522909300	Oth Parts&Accessories For Sound/Audiorecording/Reproducing (Ma	175 575	1 670 056	6 924 188	50 861 101
8522909900	Oth Parts&Accessories For Other Soundor Audio Recording/Reprod	282 763	1 568 155	7 603 560	57 124 490
8523211000	Magnetic Media Card,Incorporating Amagnetic Stripe; Unrecorded	2 754	44 115	69 232	983 396
8523219000	Magnetic Media Card,Incorporating Amagnetic Stripe; Recorded	843	15 088	365 216	3 784 137
8523291100	Magnetic Computer Tapes,Width <= 4Mm;Unrecorded	0	1 880	0	17 839
8523291900	Other Magnetic Tapes,Width <= 4Mm;Unrecorded	27	1 509	495	45 630
8523292100	Magnetic Video Tapes, Width <= 4Mm;Recorded	2 886	24 056	4 136	29 975
8523292900	Magnetic Tapes (Oth Than Video Tapes)Width <= 4Mm; Recorded	0	630	0	31 006
8523293100	Magnetic Computer Tapes,4Mm<Width<=6,5Mm;Unrecorded	4	66	349	4 428
8523293300	Magnetic Video Tapes,4Mm<Width<=6,5Mm;Unrecorded	0	53 798	0	121 516
8523293900	Other Magnetic Tapes,4Mm<Width<=6,5Mm;Unrecorded	68	3 748	7 997	266 711
8523294100	Magnetic Computer Tapes,4Mm<Width<=6,5Mm;Recorded	2	10	36	241
8523294200	Magnetic Tapes, 4Mm<Width<=6,5Mm;Recorded,For Cinematograf	3	8	2 173	4 622
8523294300	Oth Magnetic Video Tapes, 4Mm<Width<=6,5Mm;Recorded	0	16	0	2 614
8523294900	Oth Magnetic Computer Tapes,4Mm<Width<= 6,5Mm;Unrecorded	10	2 301	10	47 449
8523295100	Magnetic Computer Tapes,Width > 6,5Mm;Unrecorded	34	1 061	4 321	114 339
8523295200	Magnetic Video Tapes,Width > 6,5Mmunrecorded	0	2 056	0	9 713
8523295900	Oth Magnetic Tapes, Width > 6,5Mmunrecorded	19 368	92 668	127 680	611 457
8523296100	Magnetic Tapes Width >6,5Mm;Recordedfor Storage Media	159	1 934	5 171	18 220
8523296200	Magnetic Tapes Width >6,5Mm;Recordedfor Cinematography	0	8	0	1 718
8523296300	Oth Magnetic Video Tapes, Width > 6,5Mm;Recorded	0	136	0	334
8523296900	Oth Magnetic Tapes, Width > 6,5Mm;Recorded, For Other Purposes	499	18 731	1 669	37 867
8523297100	Computer Hard Disc And Diskette;Unrecorded	261	162 529	1 833	336 245
8523297900	Other Magnetic Discs; Unrecorded	0	127	0	7 795
8523298100	Magnetic Disc For Reproducing Phenomenanot Sound/Image For Co	3 642	72 119	6 145	191 391
8523298300	Oth Magnetic Disc Reproducing Represent.By Means Of An Auto. Dz	196	197	50 576	54 966
8523298490	Other Cinematographic Films;Magnetic	4	7	5 168	5 201
8523299100	Magnetic Media Oth Than Disc Forcomputer Use;Unrecorded	3 452	10 893	15 649	288 104
8523299200	Magnetic Media Oth Than Disc Foroth Than Computer Use;Unrecor	0	8	0	2 210
8523299300	Magnetic Media Oth Than Disc Forcomputer Use;Recorded	0	40 718	0	1 120 681
8523299400	Magnetic Media Oth Than Disc Foroth Than Computer Use:Recorded	568	1 509	296	737
8523299500	Oth Magnetic Media Reprod. Sound/Imageproprietary Format Stora	0	6 349	0	13 014
8523299900	Other Magnetic Media (Not Disc)	4 043	36 428	96 014	681 425
8523411000	Optical Media, Unrecorded, Forcomputer Use	79 731	261 246	282 650	1 009 510
8523419000	Optical Media, Unrecorded, Forother Use	0	13	0	3 637
8523491100	Disc For Laser Reading Systems Forreproducing Phenomena Not Sou	0	179	0	27 335
8523491200	Educational, Technical, Scientific,Historical/Cultural Disc;Sound Only	20	50	11 712	18 916
8523491300	Other Kind Of Disc; Sound Only	0	14	0	114 345
8523491400	Disc For Laser Reading System For Repro.Represent. Of Instruct,Dat	246	5 498	49 284	6 921 252
8523491910	Cinematographic Film Oth Than Newsreel,Travelogues,And Oth Doc	1	86	1 908	51 191
8523491990	Other Cinematographic Films;Optical	56	430	20 042	123 302

I.3. IMPOR MENURUT KOMODITI / IMPORT BY HS COMMODITY

\*\*\* JULI/JULY 2014 \*\*\*

HS	Uraian Komoditi Commodity Description	Berat Bersih / Net Weight (Kg)		Nilai / Value C.I.F (US\$)	
		Bulan ini Current Month	Kumulatif Cum.Jan. to date	Bulan ini Current Month	Kumulatif Cum.Jan. to date
8523499300	Oth Disc For Laser Reading Systems Forreproducing Others	0	1	0	12
8523499900	Oth Disc For Laser Reading Systems	226	4 194	76 776	622 109
8523511100	Solid-State Non-Volatile Storage Devicesuitable For Computer Use;	14 137	110 436	49 425	338 786
8523511900	Solid-State Non-Volatile Storage Devicesfor Other Use;Unrecorded	6 977	25 896	157 605	944 779
8523512100	Solid-State Non-Volatile Storage Devicesuitable For Computer Use;	4 736	59 116	1 383 258	18 731 136
8523512900	Solid-State Non-Volatile Storage Devicesfor Other Use;Recorded	173	1 121	241	17 357
8523513000	Solid-State Non-Volatile Storage Devicesfor Repro. Data,Sound/Imağ	226	3 418	361 302	4 970 110
8523519010	Cinematographic Film Oth Than Newsreel,And Oth Doc. Films;Semic	0	29	0	2 113
8523519090	Other Cinematographic Film;Semiconductor	200	2 506	60 832	568 560
8523520000	"Smart Cards"	74 113	464 975	4 781 330	27 149 082
8523591000	Proximity Cards And Tags;Semiconductor	1 751	15 191	19 415	223 773
8523592100	Oth Semiconductor Media,Unrecorded,Suitable For Computer Use	0	355	0	7 543
8523592900	Oth Semiconductor Media,Unrecorded,For Other Use	989	7 816	18 898	117 871
8523593000	Oth Semiconductor Media,Recordedreproducing Phenomena Not Sc	0	1	0	180
8523594000	Oth Semiconductor Media,Recordedreproducing Others	2	131	2 368	128 338
8523599000	Other Semiconductor Media	298	1 115	41 545	119 288
8523805100	Oth Solid-State Non-Volatil Storage Dev.;Unrecorded,For Computer	2 033	12 726	994 300	5 343 496
8523805900	Oth Solid-State Non-Volatil Storage Dev.;Unrecorded,For Other Use	0	30	0	1 932
8523809100	Oth Solid-State Non-Volatil Storage Dev.;Recorded,Reprod. Not Sou	0	74	0	710
8523809200	Oth Solid-State Non-Volatil Storage Dev.;Recorded,Reproducing Oth	4 596	59 395	7 537	467 681
8523809900	Other Solid-State Non-Volatilestorage Device	1 110	4 795	67 356	177 260
8525500000	Transmission Apparatus	93	9 731	44 411	2 387 683
8525600000	Transmission Apparatus Incorporatingreception Apparatus	460	48 887	25 983	21 802 682
8525801000	Web Cameras	9 880	98 633	126 538	2 194 593
8525803100	Video Camera Recorders,Used Inbroadcasting	218	8 508	5 447	154 029
8525803900	Video Camera Recorders,Used Inother Purposes	30 878	230 787	774 508	6 594 283
8525804000	Television Camera	15 521	102 977	1 071 767	3 403 975
8525805010	Pocket Camera	17 133	311 416	1 717 083	13 594 034
8525805020	Dslr Camera	9 977	56 510	1 544 439	8 777 412
8525805090	Other Digital Cameras	30 183	206 949	1 184 880	5 940 536
8526101000	Radar App.,Ground Based,Use In Civilaircraft,Used Solely On Sea-Go	942	33 480	78 362	3 800 873
8526109000	Other Radar Apparatus	12 520	68 444	1 103 046	5 004 483
8526911000	Radio Navigational Aid App.,Use In Civilaircraft,Used Solely On Sea-C	632	13 654	92 621	975 601
8526919000	Other Radio Navigational Aid Apparatus	16 288	32 984	1 400 798	3 385 848
8526920000	Radio Remote Control Apparatus	23 706	183 160	741 617	4 493 309
8527131000	Oth Radio Broadcast Receiver Combined W/Sound Recording/Repro	13	84 299	1 534	622 413
8527139000	Oth Radio Broadcast Receiver Combined W/Sound Recording/Repro	165	20 135	240 727	485 950
8527191100	Portable Reception App Capable Of Planmanage&Monitor The Elect	35	20 185	1 453	25 379
8527191900	Reception App Capable Of Plan,Manage&Monitor Electromag Spect	3 300	11 963	177 520	239 156
8527199100	Oth Reception App.;Portable	0	17 070	0	25 194
8527199900	Oth Reception App.;Not Portable	0	258	0	13 113
8527210000	Radio-Broadcast Receiver,Use Ext Sourcepower Combined With Sou	60 210	599 291	3 005 567	33 862 040
8527290000	Radio-Broadcast Receiver,Use Ext Sourcepower Not Combined With	16 068	140 443	594 331	4 796 655
8527911000	Oth Radio-Broadcast Receiver,Ext Sourcepower Combined W/ Soun	0	1 116	0	24 468
8527919000	Oth Radio-Broadcast Receiver,Ext Sourcepower Comb. W/ Sound Re	16 548	409 272	113 929	4 057 818
8527921000	Oth Radio-Broadcast Receiver,Ext Sourcepower Combined W/ A Clo	0	4 382	0	65 303
8527929100	Oth Radio-Broadcast Receiver;Not Portablecomb. W/ A Clock,Mains	0	1 040	0	33 034
8527929900	Oth Radio-Broadcast Receiver;Not Portablecomb. W/ A Clock,Operat	0	164	0	6 406
8527991000	Oth Radio-Broadcast Receiver,Ext Sourcepower Combined W/ Other	0	1	0	936
8527999100	Oth Radio-Broadcast Receiver;Not Portablecomb. W/ Others,Mains C	0	12 629	0	169 744
8527999900	Oth Radio-Broadcast Receiver;Not Portablecomb. W/ Others,Operat	0	801	0	35 631
8528411000	Colors Cathode-Ray Tube Monitor,Used Inautomatic Data Processing;	124	3 095	9 344	97 541
8528412000	B/W Cathode-Ray Tube Monitor,Used Inautomatic Data Processing!	627	6 304	1 500	20 677
8528491000	Oth Color Cathode-Ray Tube Monitor,Usedin Automatic Data Proces	126 359	128 124	413 368	551 124
8528492000	Oth B/W Cathode-Ray Tube Monitor,Usedin Automatic Data Proces	82	1 223	19 534	122 413
8528511000	Projection Type Flat Panel Display Unitted In Automatic Data Proce	13 848	137 187	316 396	3 494 017
8528512000	Oth Projection Type Flat Panel Displayunits, Color	416 681	1 865 952	5 024 150	30 422 615
8528513000	Oth Projection Type Flat Panel Displayunits, B/W	155	13 064	3 964	350 595
8528591000	Other Monitor, Colour	24 340	270 364	1 955 668	14 437 172
8528592000	Other Monitor, B/W	100 471	459 680	195 800	747 150
8528611000	Projector,Flat Panel Display Type Use Inautomatic Data Processing S	3 335	32 511	161 680	1 828 180
8528619000	Oth Projector,Flat Panel Display Type,Used In Automatic Data Proce	9 261	94 520	594 870	8 284 336
8528691000	Oth Projector,Have Capability Ofprojecting On A Screen >=300 Inche	77	544	9 843	49 169
8528699000	Oth Projector,Have Capability Ofprojecting On A Screen <300 Inches	4 574	33 718	1 313 588	2 167 921

**I.3. IMPOR MENURUT KOMODITI / IMPORT BY HS COMMODITY**  
**\*\*\* JULI/JULY 2014 \*\*\***

H S	Uraian Komoditi Commodity Description	Berat Bersih / Net Weight (Kg)		Nilai / Value C.I.F (US\$)	
		Bulan ini Current Month	Kumulatif Cum.Jan. to date	Bulan ini Current Month	Kumulatif Cum.Jan. to date
8528711100	Set Top Box Which Have A Communicationfunctions, Mains Operate	18 466	33 655	196 604	1 600 133
8528711900	Set Top Box Which Have A Communicationfunctions, Operated By O	1 766	22 729	69 472	549 092
8528719100	Oth Set Top Box, Have A Communicationfunctions, Mains Operated	169 834	731 257	306 380	1 465 576
8528719900	Oth Set Top Box, Have A Communicationfunctions, Operated By Oth	3 356	11 967	33 420	88 468
8528721000	Oth Reception App. For Tv,Colour,Battery Operated	150	1 145	779	11 717
8528729100	Cathode-Ray Tube Type	0	82 296	0	121 380
8528729200	Lcd,Led,And Oth Flat Panel Display Type	460 777	4 546 145	12 310 144	108 702 310
8528729900	Oth Reception App. For Tv,Colour,Not Battery Operated	8 327	34 625	181 017	879 521
8528730000	Oth Reception Apparatus For Tv, B/W	0	385	0	33 879
8529102100	Parabolic Aerial Reflector Dishes For Tvreception	624 590	5 809 822	2 356 652	18 012 229
8529102900	Oth Parabolic Aerial Reflector Dish Fortv Reception	37 830	917 893	223 531	3 450 017
8529103000	Telescopic, Rabbit & Dipole Antennae Fortv Or Radio Receivers	37 820	615 503	476 208	6 126 161
8529104000	Aerial Filters And Separators	24 449	279 874	342 032	3 901 698
8529106000	Feed Horns (Wave Guide)	110 556	765 136	596 103	2 857 607
8529109200	Oth Aerials&Aerials Reflector,Used Withtransmission App. For Radic	83 526	2 385 072	246 371	4 110 766
8529109900	Oth Aerials&Aerials Reflector,Used Withtransmission App. For Oth F	16 388	192 297	3 341 274	19 227 328
8529902000	Part Of Decoder For Use W/ Transmission,Radar&Reception App. /M	147 915	819 312	572 644	4 884 014
8529904000	Part Of Digital/Video Camera,Use Withtrans.,Radar&Recept. App./M	18 016	110 786	783 026	3 312 843
8529905100	Oth Printed Circuit Board; Assembled,For Transmission Apparatus	3	1 249	432	92 949
8529905200	Oth Printed Circuit Board; Assembled,For Radio-Broadcast Receiver	53 307	323 972	358 236	2 302 168
8529905300	Oth Printed Circuit Board; Assembled,For Flat Panel Display Monitor	180 495	1 198 648	6 186 431	34 064 061
8529905400	Oth Printed Circuit Board; Assembled,For Tv Receivers	99 929	1 000 064	1 461 960	21 123 183
8529905500	Oth Printed Circuit Board; Assembled,For Other Monitor/Projector	5 716	26 502	33 221	292 887
8529905900	Oth Printed Circuit Board; Assembled,For Other Goods	206 576	1 456 145	17 408 369	146 085 023
8529909100	Oth Printed Circuit Board;Not Assembled,For Television Receivers	358 576	2 584 139	15 926 905	122 093 173
8529909400	Oth Printed Circuit Board;Not Assembled,For Flat Panel Display	1 177 149	9 125 896	36 753 818	276 242 345
8529909900	Oth Printed Circuit Board;Not Assembled,For Other Goods	457 339	2 770 351	5 693 400	32 567 817
8530100000	Equipment For Railways And Tramways	3 332	25 353	333 853	3 847 833
8530800000	Equipment For Roads,Inland Waterways,Parking Facility,Port Install.	18 687	93 098	1 872 484	3 749 011
8530900000	Part Of Equipment Railways,Tramways,Road,Waterway,Parking Faci	2 310	39 321	59 106	817 622
8531101000	Burglar Alarms	3 260	48 187	38 837	628 743
8531102000	Fire Alarms	3 771	107 192	136 120	2 573 585
8531103000	Smoke Alarms;Portable Personal Alarm(Shrill Alarm)	8 175	42 221	87 974	688 695
8531109000	Other Alarms And Similar Apparatus	31 045	377 369	982 446	10 300 163
8531200000	Indicator Panel Incorporating Lcd/Led	66 613	813 580	4 430 055	37 219 971
8531801100	Door Bells And Other Door Soundsignalling Apparatus	10 708	46 665	182 862	428 232
8531801900	Other Electronic Bells And Soundsignalling Apparatus	23 646	121 814	618 980	3 745 751
8531802100	Vacuum Flourescent Display Panels	6	409	1 254	10 652
8531802900	Oth Flat Panel Displays (Includingelectroluminescence,Plasma,&Oth	2 619	41 819	238 438	1 707 423
8531809000	Other Electric Sound/Visual Signallingapparatus	39 505	158 871	286 585	2 108 422
8531901000	Part Of Panel Indicator,Electric Sound/Visual Signalling App,Flat Pan	7 133	44 360	796 488	2 804 633
8531902000	Part Of Door Bell/Other Door Soundsignalling Apparatus	0	538	0	15 923
8531903000	Part Of Other Bells/Sound Signallingapparatus	2	3 130	200	95 990
8531909000	Part Of Other Electric Sound Or Visualsignalling Apparatus	12 806	142 867	517 497	4 547 083
8532100000	Fixed Capacitor Desgned For Use In 50/60Hz Circuit, Reactive Power	93 232	692 477	2 074 972	15 059 202
8532210000	Tantalum	6 855	41 740	724 561	2 982 205
8532220000	Aluminium Electrolytic	107 720	792 782	3 015 149	21 928 215
8532230000	Ceramic Dielectric,Single Layer	23 180	346 605	1 036 623	9 964 039
8532240000	Ceramic Dielectric,Multi Layer	35 622	447 245	2 496 059	19 155 864
8532250000	Dielectric Of Paper Or Plastic	35 001	204 177	335 213	2 274 090
8532290000	Other Fixed Capasitor	187 698	2 065 341	4 912 069	39 696 535
8532300000	Variable/Adjustable (Pre-Set) Capacitors	36 025	221 220	753 412	6 837 702
8532900000	Parts Of Fixed Electrical Capasitor	176 272	1 473 579	3 785 265	30 370 432
8533101000	Fixed Carbon Resistors, Composition/Filmtype: Surface Mounted	7 420	98 109	418 623	5 370 833
8533109000	Fixed Carbon Resistors, Composition/Filmtype: Not Surface Mounte	55 790	446 445	2 418 002	15 633 083
8533210000	Oth Fixed Resistors For A Power Handlingcapacity Not Exceeding 20'	35 808	252 664	1 580 192	11 868 108
8533290000	Oth Fixed Resistors For A Power Handlingcapacity Exceeding 20W	27 408	272 327	1 310 352	15 888 337
8533310000	Wirewound Variable Resistors, Rheostats,For A Power Handling Cap	29	1 518	1 140	53 016
8533390000	Wirewound Variable Resistors, Rheostats,For A Power Handling Cap	13 932	88 498	199 821	1 362 075
8533400000	Other Variable Resistors, Includingrheostats And Potentiometers	44 549	327 407	1 438 835	11 030 969
8533900000	Parts Of Fixed Resistors	118 587	932 454	4 901 285	39 352 233
8534001000	Printed Circuits, Single-Sided	81 802	790 368	2 491 874	22 339 878
8534002000	Printed Circuits, Double-Sided	17 223	179 380	2 567 122	20 326 652
8534003000	Printed Circuits, Multi-Layer	30 276	202 605	1 260 438	8 632 959



I.3. IMPOR MENURUT KOMODITI / IMPORT BY HS COMMODITY

\*\*\* JULI/JULY 2014 \*\*\*

HS	Uraian Komoditi Commodity Description	Berat Bersih / Net Weight (Kg)		Nilai / Value C.I.F (US\$)	
		Bulan ini Current Month	Kumulatif Cum.Jan. to date	Bulan ini Current Month	Kumulatif Cum.Jan. to date
8534009000	Other Printed Circuits	556 335	4 211 319	26 377 387	168 914 228
8535100000	Fuses, For A Voltage > 1000V	38 416	380 658	429 392	7 022 106
8535211000	Automatic Circuit Breakers For A Voltage< 72,5 Kv; Moulded Case Ty	792	29 483	98 011	645 882
8535219000	Automatic Circuit Breakers For A Voltage< 72,5 Kv; Other Type	86 155	700 127	1 892 280	15 105 170
8535290000	Automatic Circuit Breakers For A Voltage>= 72,5 Kv	88 873	700 093	1 284 794	14 097 594
8535301100	Disconnecter Having A Voltage < 36 Kv	460	4 727	74 379	529 510
8535301900	Disconnecter Having A Voltage >= 36 Kv	16 193	243 951	458 866	2 900 734
8535302000	Isolating Switch&Make-And-Break Switchfor A Voltage Of >= 66 Kv	11 297	122 821	103 729	1 197 161
8535309000	Isolating Switch&Make-And-Break Switchfor A Voltage Of < 66 Kv	11 062	692 825	325 956	8 038 086
8535400000	Lightning Arresters,Voltage Limiters Andsurge Suppressors	30 374	292 224	473 729	4 724 247
8535901000	Bushing And Tap Changer Assemblies For Electricity Distrib/Power T	23 415	248 279	1 384 312	9 513 949
8535909000	Oth Bushing And Tap Changer Assembl. For Electricity Distrib/Power	40 844	1 469 673	1 626 215	25 608 300
8536101100	Thermal Fuses Glass Type For Use Inelectris Fans	4 444	43 972	117 177	1 460 168
8536101200	Thermal Fuses Glass Type For Use Inothers, For A Current Of Less Th	1 583	28 366	96 977	599 146
8536101300	Fuse Blocks,Of A Kind Used For Motorvehicles	6 058	39 831	129 721	972 240
8536101900	Oth Thermal Fuses Glass Type	39 146	676 271	601 439	10 947 586
8536109100	Oth Fuses For Use In Electric Fans	4 617	44 299	180 227	985 454
8536109200	Oth Fuses For Use In Other,For A Currentof Less Than 16 A	249	2 652	26 744	162 041
8536109300	Oth Fuse Blocks,Of A Kind Used For Motorvehicles	16 946	141 503	363 847	2 939 442
8536109900	Other Fuses	48 134	624 512	1 249 704	15 775 331
8536201100	Automatic Circuit Breaker;Moulded Case,For A Current Of Less Than	1 054	18 114	59 290	981 463
8536201200	Automatic Circuit Breaker;Moulded Case,For A Current >16A But <=:	15	23 020	971	74 797
8536201300	Automatic Circuit Breaker;Moulded Case,For A Current >32A But <=:	26	7 794	166	122 032
8536201900	Automatic Circuit Breaker;Moulded Case,For A Current >1000A	39 778	394 606	1 123 100	5 164 753
8536202000	Automatic Circuit Incorporated Intoelectro-Thermic Domestic Appli	15	462	4 775	13 709
8536209100	Automatic Circuit Incorporated Into Oth,A Current < 16A	1 084	85 005	44 193	1 138 516
8536209900	Automatic Circuit Incorporated Into Oth,A Current >= 16A	53 321	930 737	1 218 457	14 786 066
8536301000	Lightning Arresters For Protectingelectrical Circuits	14 189	75 253	202 681	1 256 033
8536302000	Electrical Circuit Protector Used Inradio Equipment/Electric Fans	175	9 304	7 475	52 265
8536309000	Oth Apparatus For Protecting Electricalcircuits	123 365	531 969	3 282 641	15 341 621
8536411000	Digital Relays,Voltage <= 60V	12 674	239 884	382 376	5 203 965
8536413000	Relays Used In Electric Fans,Voltage <= 60V	0	25	0	1 744
8536414000	Oth Relays,Voltage <= 60V,A Current <16A	638	4 299	5 599	41 351
8536419000	Relays Used In Other Equipment,Voltage <= 60V	59 462	584 822	1 230 367	12 967 726
8536491000	Digital Relays,Voltage > 60V	3 580	34 065	41 894	1 548 418
8536499000	Other Relays,Voltage > 60V	119 266	1 390 216	3 812 841	27 535 601
8536502000	Over-Current And Residual-Currentautomatic Switches	43 078	380 749	723 066	6 699 279
8536503200	High Inrush Switch Used In Electric Fansor Radio Equipment	13 708	69 387	103 350	608 314
8536503300	High Inrush Switch,Of A Rated Currentcarrying Capacity < 16A	1 489	15 227	24 730	211 553
8536503900	Other High Inrush Switches	97 298	851 202	1 639 583	15 094 541
8536504000	Miniature Switches For Rice Cookersor Oven Toasters	1	310	417	8 756
8536505100	Electronic Ac Switch,Voltage<=1000V,For A Current < 16A	27 950	161 625	344 335	1 962 600
8536505900	Electronic Ac Switch,Voltage<=1000V,For A Current >= 16A	31 299	211 799	732 881	4 448 820
8536506100	Make&Break Switch Used In Domesticelec. Wiring,<=500V,For A Cur	1	149 957	83	697 794
8536506900	Make&Break Switch Used In Domesticelec. Wiring,<=500V,For A Cur	8 895	88 768	402 875	3 267 760
8536509200	Oth Make&Break Switch Used In Domesticelec. Wiring,>500V,Use Ir	708	17 088	3 577	191 757
8536509500	Oth Make&Break Switch,>500V,Startersfor Electric Motors Or Fuse	4 529	59 225	135 226	1 707 471
8536509900	Oth Make&Break Switch,>500V	298 868	2 534 409	6 379 439	58 401 861
8536611000	Lamp Holder Used For Compact Lamps Orhalogen Lamps	10 846	84 059	24 123	348 868
8536619100	Lamp Holder Used For Oth Lamps,A Current< 16A	1 895	98 913	14 972	258 435
8536619900	Lamp Holder Used For Oth Lamps,A Current>= 16A	68 168	603 856	164 173	1 454 967
8536691200	Telephone Plugs For A Current < 16A	4 700	63 170	119 158	859 561
8536691900	Telephone Plugs For A Current <>= 16A	30 606	224 073	684 517	6 195 345
8536692200	Audio/Video & Cathode Ray Tube Socketfor Tv/Radio Receiver,A Cui	4 956	23 577	26 055	200 064
8536692900	Audio/Video & Cathode Ray Tube Socketfor Tv/Radio Receiver,A Cui	60 742	533 160	413 443	4 891 297
8536693200	Socket&Plug For Co-Axial Cable&Printedcircuits,For A Current < 16A	17 851	49 702	45 302	250 494
8536693900	Socket&Plug For Co-Axial Cable&Printedcircuits,For A Current >= 16.	525 137	1 207 892	1 088 929	6 826 587
8536699200	Oth Socket&Plug, For A Current < 16A	35 943	170 446	148 281	759 345
8536699900	Oth Socket&Plug, For A Current >= 16A	18 275	252 518	399 010	3 417 868
8536701000	Connector For Optical Fibres,Opt. Fibresbundles Or Cables;Ceramics	18	7 589	6 754	192 113
8536702000	Connector For Optical Fibres,Opt. Fibresbundles Or Cables;Copper	9 414	63 320	489 122	3 199 338
8536709000	Oth Connector For Optical Fibres,Opticalfibres Bundles Or Cables	75 561	684 474	2 077 765	20 999 940
8536901200	Connection&Contact Elements For Wires&Cables;Wafer Probers;Cui	30 515	282 763	552 009	5 735 478
8536901900	Connection&Contact Elements For Wires&Cables;Wafer Probers;Cui	337 736	2 662 295	10 839 465	77 082 979

**I.3. IMPOR MENURUT KOMODITI / IMPORT BY HS COMMODITY**  
**\*\*\* JULI/JULY 2014 \*\*\***

H S	Uraian Komoditi Commodity Description	Berat Bersih / Net Weight (Kg)		Nilai / Value C.I.F (US\$)	
		Bulan ini Current Month	Kumulatif Cum.Jan. to date	Bulan ini Current Month	Kumulatif Cum.Jan. to date
8536902200	Junction Boxes,For A Current < 16A	0	1 025	0	102 875
8536902900	Junction Boxes,For A Current >= 16A	188 712	1 260 980	4 263 268	29 207 084
8536903200	Cable Connector,Connector/Adaptor Forco-Axial Cable,Commutator	29 185	139 628	515 885	3 344 106
8536903900	Cable Connector,Connector/Adaptor Forco-Axial Cable,Commutator	483 637	3 946 847	17 842 811	125 802 550
8536909300	Telephone Patch Panels	2 143	24 266	11 937	368 710
8536909400	Oth Cable Connector,For A Current < 16A	50 893	133 339	1 778 633	4 723 236
8536909900	Oth Cable Connector,For A Current >= 16A	678 798	5 465 515	19 626 608	134 651 238
8537101100	Control Panel Use In Distributed Controlsystem;Voltage<1000V	59 129	629 314	798 995	22 978 534
8537101200	Control Panel Fitted W/ A Programmableprocessor;Voltage<1000V	15 255	146 121	554 334	2 964 569
8537101300	Control Panel For Ac,Refrig.,Wash. Mach.,Vacuum Cleaner,Mixer,W:	5 344	276 123	69 748	1 166 445
8537101900	Other Control Panel	92 361	1 743 687	2 159 506	25 249 705
8537102000	Distribution Board Used W/ Auto. Dataprocess. Mach.,Telp Sets,Trai	56 866	1 349 492	1 696 293	18 659 633
8537103000	Programmable Logic Controllers For Auto-Mach For Trans. For Semic	16 205	211 506	902 278	9 313 041
8537109100	Switchboard Used In Radio Equipmentor Electric Fans	82 842	352 571	4 662 659	12 453 014
8537109200	Switchboard Use In Distributed Controlsystems	5 813	57 873	124 856	1 477 866
8537109900	Switchboard Use For Other Prposes	343 845	2 614 051	7 400 362	47 635 447
8537201100	Switchboards Incorp. Elect Instrum Forbreak,Connect/Protect Elect	69 293	197 745	1 489 259	3 953 889
8537201900	Switchboards Incorp. Elect Instrum Forbreak,Connect/Protect Elect	33 994	1 454 475	1 107 926	19 420 062
8537202100	Control Panels Incorp. Elect Instrum Forbreak,Connect/Protect Elect	3 954	82 428	181 520	1 387 276
8537202900	Control Panels Incorp. Elect Instrum Forbreak,Connect/Protect Elect	531 655	1 259 597	3 980 433	12 668 255
8537209000	Oth Board For Elect. Control For Voltage> 1000 Volt	487 426	4 754 705	5 256 976	68 605 487
8538101100	Parts Of Programmable Logic Controllers,<=1000V;For Smiconducto	5 730	13 629	68 731	313 792
8538101200	Oth Part Of Programable Logic Controllerused In Radio Equipment,<	1 855	2 272	786 815	796 844
8538101900	Oth Part Of Programable Logic Controllerused In Other Equipment, -	88 321	485 539	364 669	4 772 131
8538102100	Parts Of Programmable Logic Controllers,>1000V;For Smiconductor	3 058	25 601	185 294	1 044 561
8538102200	Oth Part Of Programable Logic Controllerused In Radio Equipment,>	0	312	0	4 071
8538102900	Oth Part Of Programable Logic Controllerused In Other Equipment, :	6 854	239 661	101 304	2 313 212
8538901100	Part Incl. Printed Circuit Assmblies Of telp Plug;Connect&Contact; <=	34 788	259 129	2 010 870	18 111 946
8538901200	Part Of Switch,Socket&Plug For Coaxialcable,And Oth Apparatus, <=	120 733	759 123	2 647 182	18 902 356
8538901300	Part Of Distribution Boards, <=1000V	1 948	16 061	18 689	133 054
8538901900	Oth Part Of Electric Switch,Socket&Plug,<= 1000V	194 013	1 417 439	4 192 268	25 099 329
8538902100	Part Incl. Printed Circuit Assmblies Of telp Plug;Connect&Contact; >1	1 660	14 414	161 698	698 721
8538902900	Oth Part Incl. Printed Circuit Assmbliesof Telp Plug;Connect&Contac	293 612	3 699 643	9 311 452	68 336 819
8539101000	Sealed Beam Lamp Units Formotor Vehicles	56 179	484 082	614 095	4 663 808
8539109000	Sealed Beam Lamp Units For Others	15 346	150 678	306 693	1 250 308
8539212000	Tungsten Halogen Used In Medicaequipment	8	32	798	5 289
8539213000	Tungsten Halogen Used For Motorvehicles	44 207	652 858	542 047	8 910 840
8539214000	Other Reflector Lamp Bulbs Of Tungstenhalogen	2 498	19 486	47 863	253 780
8539219000	Other Tungsten Halogen	29 564	158 577	1 452 846	6 752 267
8539222000	Oth Filament Lamp,Not Tungsten Halogen,Pwer<=200W & >100V,Fc	0	10	0	1 622
8539223000	Oth Reflector Lamp Bulbs,Not Tungstenhalogen, Power <=200W & \	1 198	29 281	25 103	474 942
8539229000	Oth Filament Lamp,Not Tungsten Halogen,Power<=200W & Voltage	84 409	611 851	333 248	2 597 195
8539291000	Other Filament Lamps, Excl Uv/Infraredlamps,For Medical Equipmer	768	3 859	13 875	168 994
8539292000	Other Filament Lamps, Excl Uv/Infraredlamps,For Motor Vehicles	77 017	809 692	1 679 667	15 790 035
8539293000	Other Reflector Lamp Bulbs,Excl Uv/Infrared Lamps,For Oth Purpose	27 971	127 018	136 547	1 215 930
8539294100	Flashlight Bulb;Miniature Indictor Bulb, Rated <=2,25V, For Medical	110	231	7 908	16 739
8539294900	Flashlight Bulb;Miniature Indictor Bulb, Rated <=2,25V, For Other Pu	1 659	21 429	89 759	428 615
8539295000	Oth Filament Lamp Excl Uv/Infrared Lamp, Capacity >200W & <=300	85	18 411	232	81 060
8539296000	Oth Filament Lamp Excl Uv/Infrared Lamp, Capacity <=200W, Voltag	250	7 092	7 619	258 459
8539299000	Other Filament Lamps, Excluding Uv Orinfra-Red Lamps	63 277	769 334	413 518	4 426 486
8539311000	Tubes For Compact Fluorescent Lamps Offluorecent, Hot Cathode, N	113 989	573 287	389 005	3 163 057
8539319010	Tube Lamps Of Fluorecent, Hot Cathode,Not Uv Lamps	12 186	305 327	94 219	1 712 216
8539319020	Compact Fluorescent Lamps Of Fluorecent, Hot Cathode, Not Uv Lar	844 674	7 735 054	7 124 800	74 310 718
8539319090	Oth Discharge Lamps Excl Uv Lamps Offluorecent, Hot Cathode	7	34 349	660	353 821
8539320000	Mercury/Sodium Vapour Lamps;Metal Halidelamps Excl Uv Lamps	20 707	189 352	297 709	3 457 653
8539391000	Tubes For Compact Fluorescent Lamps,Coldcathode Types, Not Uv L	22 076	147 848	39 586	272 584
8539393000	Discharge Lamps Other Fluorescent Lamp,Cold Cathode Types, Not l	2 881	7 918	54 776	98 061
8539399000	Other Discharge Lamps, Other Than Uvlamps, Cold Cathode Types	51 581	422 474	478 225	4 403 938
8539410000	Arc Lamps	43	1 748	3 081	201 092
8539490000	Ultra-Violet/Infra-Red Lamps	329 232	3 099 428	1 173 401	12 841 063
8539901000	Aluminium End Cap For Fluoresc Lamp;Alum Screw Caps For Incande	78 155	628 682	273 818	2 363 839
8539902000	Parts Of Elect Filament/Discharge Lampsof Kind Used For Motor Veh	3 870	47 308	52 181	430 850
8539909000	Oth Part Of Elect Filament/Dischargelamps; Part Of Arc-Lamps	445 690	4 284 543	1 968 656	30 211 995
8540110000	Color Cathode-Ray Television Picturetube Incl Video Monitor Cathoc	284 181	2 891 261	475 186	5 487 210

I.3. IMPOR MENURUT KOMODITI / IMPORT BY HS COMMODITY

\*\*\* JULI/JULY 2014 \*\*\*

HS	Uraian Komoditi Commodity Description	Berat Bersih / Net Weight (Kg)		Nilai / Value C.I.F (US\$)	
		Bulan ini Current Month	Kumulatif Cum.Jan. to date	Bulan ini Current Month	Kumulatif Cum.Jan. to date
8540120000	Monochrome Cathode-Ray Tv Picture Tube,Incl Video Monitor Cath	0	1	0	15
8540200000	Tv Camera Tubes; Image Converters Andintensifiers; Other Photo-C	8	182	3 278	117 623
8540401000	Data/Graphic Display Tubes,Color, Used For Articles Of Heading 85.2	0	84	0	2 079
8540409000	Data/Graphic Display Tubes,Monochrome,Used For Articles Of Heac	796	3 604	28 590	136 840
8540600000	Other Cathode-Ray Tubes	0	250	0	30 054
8540710000	Magnetrons	2 560	3 740	4 661	97 452
8540790000	Microvawe Tubes, Not Magnetrons, Exclgrid-Controlled Tubes	0	83	0	33 858
8540810000	Receiver/Amplifier Valves And Tubes	1 220	8 889	3 172	164 584
8540890000	Other Valves And Tubes	3 253	41 542	39 018	369 649
8540910000	Parts Of Cathode-Ray Tubes	37 043	323 330	421 881	3 854 236
8540991000	Parts Of Microwave Tubes	875	20 215	45 411	139 769
8540999000	Other Parts Of Thermionic,Cold Cathodeor Photo Cathode Valves Ar	1 219	12 520	18 311	329 818
8541100000	Diodes, Other Than Photosensitive/Lightemitting Diodes	104 713	891 715	9 806 868	72 512 295
8541210000	Transistor Oth Than Photosensitivewith A Dissipation Rate Of <1 W	27 124	319 493	1 833 716	14 354 811
8541290000	Transistor Oth Than Photosensitivewith A Dissipation Rate Of >=1 W	145 246	952 177	5 167 354	36 275 160
8541300000	Thyristors,Diacs And Triacs, Other Thanphotosesintive Devices	9 867	205 086	1 785 569	13 659 999
8541401000	Light Emitting Diodes	52 631	636 745	5 947 135	72 166 513
8541402100	Photovoltaic Cells, Not Assembled	29 370	107 790	278 440	1 645 460
8541402200	Photovoltaic Cells, Assembled In Modulesor Made Up Into Panels	16 398	335 589	341 220	2 555 848
8541402900	Oth Photocells, Including Photodiodes &Phototransistors	16 736	127 602	615 991	5 293 756
8541409000	Oth Photosensitive Semiconductor Devices	30 027	398 336	2 534 038	12 461 465
8541500000	Other Semiconductor Devices	24 053	235 151	8 836 013	31 241 751
8541600000	Mounted Piezo-Electric Crystals	15 598	197 655	1 324 230	10 300 975
8541900000	Parts Of Diodes,Transistors & Similar;Photosensitives Semiconducto	6 481	103 218	534 615	4 355 283
8542310000	Processor & Controller Of Electronicsintegrated Circuits	191 660	2 367 344	20 581 050	167 486 432
8542320000	Memories Of Electronic Integratedcircuits	64 751	395 205	7 666 956	49 308 384
8542330000	Amplifiers Of Electronic Integratedcircuits	16 045	192 234	946 907	9 358 485
8542390000	Other Electronic Integrated Circuits	323 413	2 748 171	97 693 656	641 353 125
8542900000	Parts Of Electronic Integrated Circuits	98 520	708 966	4 649 770	34 053 541
8543100000	Particle Accelerators	1	31 087	269	7 780 216
8543200000	Signal Generators	472	8 802	107 954	687 672
8543302000	Wet Processing Equip. For The Applic. By Immersion Of Chemical/Ele	12 676	16 743	141 798	310 798
8543309000	Oth Machine&Apparatus For Electroplating,Electrolysis/Electrophor	59 242	1 487 704	1 574 018	10 682 140
8543701000	Electric Fence Energisers	42 820	120 049	82 832	390 170
8543702000	Remote Control Apparatus, Other Thanradio Remote Control Appar	182 419	1 236 966	2 556 682	22 485 530
8543703000	Electrical Machines With Translation Ordictionary Functions	347	6 375	54 520	562 822
8543704000	Equip/Machine For Removal Dust Particle& Curing Material By Uv Li	628	30 099	162 661	1 215 030
8543705000	Integrated Receiver/Decoder (Ird)For direct Broadcast Multimedia S	195 965	1 314 777	4 457 012	12 982 911
8543709000	Oth Electrical Machines & Apparatus,Having Individual Fuctions	280 274	2 144 790	4 682 444	51 005 572
8543901000	Parts Of Particle Accelerators Orsignal Generators	6	1 772	1 412	131 049
8543902000	Part Of Wet Processing Equip For Applic.By Immersion Of Chemical/	2	651	28	22 849
8543903000	Parts Of Electrical Machines Withtranslation Or Dictionary Functions	0	3	0	3 288
8543904000	Part Of Equip/Machine For Removal Dustparticle & Curing Material	0	1 870	0	23 230
8543905000	Part Of Integrate Receiver/Decoder (Ird)For Direct Broadcast Multitir	16 807	67 608	50 236	344 568
8543909000	Parts Of Oth Electrical Machines Andapparatus,Having Individual Fu	116 124	917 194	5 153 084	12 584 263
8544111000	Winding Wire Of Copper,W/ An Outercoating Of Lacquer Or Enamel	150 203	1 956 493	1 504 878	19 163 021
8544112000	Winding Wire Of Copper,W/ An Outer Coat/Cover W/Paper, Textile	32 583	415 564	831 517	5 569 779
8544119010	Winding Wire Of Copper, Laquer/Enamelled & Cover With Paper,Te	33 199	212 428	557 895	3 284 108
8544119020	Winding Wire Of Copper, Rect Cross-Sect. And Without Connectors	196 428	700 323	1 764 071	6 288 780
8544119090	Other Winding Wire Of Copper	51 790	222 300	408 235	2 232 084
8544190010	Winding Wire Not Of Copper, Laquered Orenamelled	35 501	522 879	308 705	3 449 612
8544190020	Manganese Resistance Wire	124 780	181 540	501 511	1 202 862
8544190090	Winding Wire Not Of Copper,Not Lacquere/Enamelled, Not Mangan	67 296	658 520	869 693	8 368 545
8544201100	Co-Axial Cable/Elec;Fitted W/ Connector;<=66.000V;Insulated W/ Ri	61 415	708 529	318 734	3 049 024
8544201900	Co-Axial Cable/Elec;Fitted W/ Connector;<=66.000V;Insulate Not W,	473 096	5 501 610	5 337 499	49 065 613
8544202100	Co-Axial Cable/Elec;Unfitted W/ Conectr;<=66.000V;Insulated W/ Ri	276 892	1 371 062	1 265 980	5 399 599
8544202900	Co-Axial Cable/Elec;Unfitted W/ Conectr;<=66.000V;Insulate Not W,	605 034	6 332 386	3 242 006	31 316 988
8544203100	Co-Axial Cable/Elec;Fitted W/ Connector;>66.000V;Insulated W/ Rul	20 657	154 848	192 700	1 491 353
8544203900	Co-Axial Cable/Elec;Fitted W/ Connector;>66.000V;Insulate Not W/	33 654	174 499	103 758	1 067 219
8544204100	Co-Axial Cable/Elec;Unfitted W/ Conectr;>66.000V;Insulated W/ Rul	0	2 110	0	249 795
8544204900	Co-Axial Cable/Elec;Unfitted W/ Conectr;>66.000V;Insulate Not W/	900 196	3 034 112	4 233 797	17 865 554
8544301200	Wiring Harness For Mtor Vehicle;Of Head87.02,87.03,87.04/84.11;I	188 921	1 622 381	3 759 429	29 693 621
8544301300	Wring Harness For Mtor Vehicle;Excl Head87.02,87.03,87.04/84.11;	18 309	125 091	300 426	2 442 909
8544301400	Wiring Harness For Mtor Vehicle;Of Head87.02,87.03,87.04/84.11;N	2 582	49 762	98 398	843 232

**I.3. IMPOR MENURUT KOMODITI / IMPORT BY HS COMMODITY**  
**\*\*\* JULI/JULY 2014 \*\*\***

H S	Uraian Komoditi Commodity Description	Berat Bersih / Net Weight (Kg)		Nilai / Value C.I.F (US\$)	
		Bulan ini	Kumulatif	Bulan ini	Kumulatif
		Current Month	Cum.Jan. to date	Current Month	Cum.Jan. to date
8544301900	Wring Harness For Mtor Vehicle;Excl Head	9 576	116 941	297 748	3 158 397
8544309100	Ignition Wiring Sets,Not Wiring Set,Usedin Vehicle,Aircraft/Ship;Insu	25 403	261 409	546 936	4 627 707
8544309900	Ignition Wiring Sets,Not Wiring Set,Usedin Vehicle,Aircraft/Ship;No I	252 925	2 479 572	2 925 885	26 721 651
8544421100	Telephone, Telegraph, Radio Relay Cablesubmarine,Fitted W/ Conne	12 934	71 373	166 602	649 628
8544421200	Telephone, Telegraph, Radio Relay Cablenot Submarine,Fitted W/ C	675	10 418	35 623	271 438
8544421900	Oth Elect Conductor,Fitted W/ Connector;Used For Communication,	67 529	1 066 273	1 610 927	16 676 556
8544422100	Telephone, Telegraph, Radio Relay Cablesubmarine,Fitted W/ Cnect	708	3 487	37 762	121 287
8544422200	Telephon,Tlegraph,Radio Relay Cable;Notsubmarine,Fitted W/ Cnec	3 651	24 541	67 996	345 056
8544422900	Oth Elect Conductor,Fitted W/ Connector;Used For Communication,	19 677	367 428	312 708	4 714 768
8544423200	Battery Cable;<=1000V;Insulate W/ Rubberfor Vehicle Head 87.02,8	6	68	201	1 281
8544423300	Battery Cable;<=1000V;Insulate W/ Rubberocl Vehicle Head 87.02,8	394	6 282	20 504	159 380
8544423400	Battery Cable;<=1000V,Insulate W/ Rubberfor Vehicle Head 87.02,8	1	65	10	3 650
8544423900	Battery Cab;<=1000V;No Insulate W/Rubberecl Vehicle Head 87.02,	8 388	10 196	49 591	89 319
8544429100	Electrical Cables Insulated W/ Plasticdiamter <=19,5 Mm,Use For T	232 522	1 697 892	3 053 924	22 180 814
8544429200	Electrical Cables Insulated W/ Plasticdiamter >19,5 Mm,Use For Te	62 923	531 932	448 077	4 971 299
8544429910	Car Cigarettes Lighters Adapters	5 035	18 382	205 546	505 134
8544429990	Oth Elect Conductor,Fitted W/ Connector,Used For Telecommunicat	135 982	994 512	1 114 580	8 726 593
8544491100	Telephone, Telegraph, Radio Relay Cablesubmarine,Not Fitted W/ C	9 616	50 589	70 357	341 616
8544491200	Telephone, Telegraph, Radio Relay Cablenot Submarine,Not Fit W/ C	0	8 499	0	84 307
8544491900	Oth Elect Conductor,Not Fit W/ Cnector;Used For Communication,	557 803	2 041 314	2 610 080	15 676 213
8544492100	Shielded Wire For Mnfact.Of Auto-Wiringharnesses, Not For Commu	463 670	4 595 250	4 388 700	45 269 708
8544492200	Electrical Cables Insulated W/ Plasticdiamtr<=19,5 Mm,Not Use For	33 332	181 466	57 686	329 270
8544492300	Electrical Cables Insulated W/ Plasticdiamtr>19,5 Mm,Not Use For T	23 787	786 994	80 595	2 443 550
8544492900	Oth Electric Conductors,Not Fitted W/Connector,Not For Telecomur	201 457	1 548 758	1 117 491	9 184 606
8544493100	Telephone,Tlegraph,Radio Relay Cable Submarine,For Communication,80	199	1 113	10 308	16 513
8544493200	Oth Elect Connector,Fitted W/ Connectorfor Comm,Insulate W/ Plas	481	16 043	22 619	63 804
8544493900	Oth Elect Connector,Fit W/ Connector Forcomm,Not Insulate W/ Pla	286 117	1 653 459	1 481 994	18 574 548
8544494100	Oth Elect Cnector,Fit W/ Connector,>80V<=1000V,Not For Com,Ii	43 813	648 464	483 044	7 404 144
8544494900	Oth Elect Cnector,Fit W/ Connector,>80V<=1000V,No For Com,In	337 055	3 184 393	2 217 158	20 830 176
8544601100	Oth Electric Conductors,>1 Kv & <=36Kv,Insulate Plastic W/ Core Diz	41 758	634 065	147 743	2 483 277
8544601900	Oth Electric Conductors,>1 Kv & <=36Kv,Insulate Plastic W/ Core Diz	1 211	16 602	608	190 198
8544602100	Oth Electric Conductors,>36 Kv & <=66Kv,Insulate Plastic W/ Core D	459	6 986	1 499	29 149
8544602900	Oth Electric Conductors,>1 Kv & <=36Kv,Insulate Plastic W/ Core Diz	518 581	5 724 836	3 216 007	28 710 139
8544603000	Other Electric Conductors, For A Voltage > 66 Kv	48	90 798	9 291	717 824
8544701000	Optical Fibre Cable Of Teleph,Telegraph,Radio Relay Cables,Submari	87 637	803 690	981 948	9 513 426
8544709000	Other Optical Fibre Cables	479 173	4 304 885	3 197 454	25 434 336
8545110000	Electroda Of Graphite, Used For Furnaces	499 868	4 915 423	1 373 828	15 862 685
8545190000	Electroda Of Graphite, Used Not Forfurnaces	5 585	154 000	212 054	1 859 073
8545200000	Carbon Brushes Of Graphite/Oth Carbon,For Electrical Purposed	37 823	342 125	1 035 240	9 107 032
8545900000	Lamp Carbon,Battery Carbon & Oth Articleof Graphite/Oth Carbon,\	92 218	834 932	394 515	4 351 335
8546100000	Electrical Insulators Of Glass	14 655	716 968	29 646	1 629 722
8546201000	Transformer Bushing & Circuit Breakerinsulator, Of Ceramic	43 564	405 402	280 746	3 582 267
8546209000	Electrical Insulators Of Any Materialother Than Glass & Ceramics	936 039	3 309 246	3 003 655	6 431 371
8546900000	Oth Elect Insulators Not Of Glass And Of Ceramics	49 030	1 001 558	752 192	8 845 169
8547100000	Insulating Fitting For Electrical Mchineappl/Equip: Of Ceramics	67 475	447 357	2 021 866	10 932 762
8547200000	Insulating Fitting For Electrical Mchineappl/Equip: Of Plastics	129 406	978 608	1 936 953	15 305 603
8547901000	Elect Conduit Tubbingg & Joint Thereforof Base Metal Line W/ Insul	26 715	215 756	159 000	1 591 922
8547909000	Oth Insulating Fittings For Elect Mach,Appliances/Equipment, Being	427 286	3 043 404	2 366 762	17 802 925
8548101900	Lead Acid Scrap Storage Batteries,Drained/Undrained,Used For Oth	1	1 059	8	3 820
8548102300	Waste & Scrap Contain Mainly Iron Ofelectric Accumulators,Used In	0	300	0	8 361
8548102900	Other Waste And Scrap Containing Mainlyiron	0	195	0	1 841
8548103300	Waste & Scrap Contain Mainly Copper Ofelectric Accumulators,Usec	0	2	0	1 040
8548103900	Other Waste And Scrap Containing Mainlycopper	14	15	1 100	1 108
8548109900	Other Waste & Scrap Containing Othermaterials	5 101	5 577	118 142	121 546
8548901000	Image Sensors Contact Type Copmrising Aphoto-Conductive Sensor	63 175	456 888	1 084 851	8 657 629
8548902000	Printed Circuit Assemblies Incl Suchassemblies For External Connect	1 157	10 556	26 715	230 130
8548909000	Other Waste & Scrap Of Primary Cells;Primary Batteries	38 337	332 144	1 102 986	9 477 200
8601100000	Rail Locomotive Powered From An Externalsource Of Electricity	0	1 268	0	8 000
8601200000	Rail Locomotives Powered By Electricaccumulators	0	29	0	983
8602100000	Diesel-Electric Locomotives	670	7 070	120 929	230 929
8602900000	Locomotive Tenders	0	147	0	412
8603100000	Self-Propelled Railway/Tramway Coaches, Van & Truck Power By Ext	1 647 128	16 356 134	2 013 552	40 635 449
8603900000	Self-Propelled Railway/Tramway Coaches, Van & Truck Power By Int	1	205	3 069	4 361
8604000000	Railway/Tramway Maintenance/Servicevehicles, Whether/Not Self-	0	245 954	0	12 709 006

**I.3. IMPOR MENURUT KOMODITI / IMPORT BY HS COMMODITY**  
**\*\*\* JULI/JULY 2014 \*\*\***

HS	Uraian Komoditi Commodity Description	Berat Bersih / Net Weight (Kg)		Nilai / Value C.I.F (US\$)	
		Bulan ini Current Month	Kumulatif Cum.Jan. to date	Bulan ini Current Month	Kumulatif Cum.Jan. to date
8606100000	Tank Wagons And The Like	0	67	0	266
8606300000	Self-Discharging Vans,Wagons, Oth Thanthose Of Subheading 8606.	6	16 421	42	27 757
8606910000	Oth Railway/Tramway Goods Vans & Wagon,Not Self-Propelled, Cov	16	100	152	720
8606990000	Oth Rail/Tramway Good Van&Wagon,Not Self Propelled,Open,Nonr	175 359	204 331	362 471	1 182 359
8607120000	Other Bogies And Bissel-Bogies	2 402	2 402	240 607	240 607
8607190000	Axles & Wheels, And Parts Thereof	669 460	2 984 973	1 853 458	22 219 068
8607210000	Air Brakes And Parts Thereof	0	36 342	0	892 805
8607290000	Brakes And Parts Thereof Other Than Airbrakes	135	48 264	9 582	285 668
8607300000	Hooks & Oth Coupling Devices, Buffers,And Parts Thereof	4 495	408 923	61 489	2 056 400
8607910000	Other Parts Of Locomotives	10 103	64 728	870 064	5 150 103
8607990000	Other Part Of Trolling Stock	212 627	2 123 300	912 567	4 040 101
8608002000	Electromechanic Equip Of Railway/Tramway Track Fixtures,Fitting, M	7 638	107 317	196 116	2 700 079
8608009000	Non-Electromech Equip Of Railway/Tramway Track Fixtures,Fitting, I	5 362	106 071	19 183	3 497 761
8609000010	Containers Of Metal,Design & Equip Forcarriage By One/More Mode	419 835	1 817 219	1 796 555	8 353 207
8609000090	Container Of Oth Material,Design&Equip For Carriage By One/More	78 895	442 866	437 712	2 412 499
8701101100	Pedestrian Controlled Tractors,Power <=22.5 Kw, For Agricultural Us	2 720	90 013	9 500	300 297
8701101900	Pedestrian Controlled Tractors,Power <=22.5 Kw Oth Than For Agric	0	15 360	0	64 800
8701109100	Pedestrian Controlled Tractors, Power >22.5 Kw For Agricultural Use	6 756	16 461	42 588	114 088
8701109900	Pedestrian Controlled Tractors, Power >22.5 Kw Oth Than For Agric	15 802	40 867	265 024	374 342
8701201000	Road Tractors For Semi-Trailers, Ckd	0	23 700	0	52 500
8701209000	Road Tractors For Semi-Trailers, Not Ckd	475 187	3 313 691	5 321 465	29 828 575
8701300000	Track-Laying Tractors	0	15 097	0	20 811
8701901000	Agriculture Tractors	877 062	2 760 444	6 139 166	18 596 083
8701909000	Other Tractors (Other Than Tractors Ofheading 87.09)	154 086	808 846	1 076 821	5 121 209
8702104100	Motor Coach,Bus/Minibus,For >=10 P,G.V.W.>= 6 T But <=18 T,Ckd,I	0	6 585	0	54 500
8702104920	Motor Coach,Bus/Minibus,For >=10 P,G.V.W. > 18 T But <=24 T,Ckd,	9 165	113 027	75 224	995 630
8702105000	Oth Motor Vehicles For The Transport >=10 P,Ckd,Diesel Or Semi-Di	5 104	6 934	43 850	52 182
8702108100	Oth Motor Coach,Bus/Minibus,For >=10 P,G.V.W >= 6 T But <=18 T,I	0	93 397	0	749 527
8702108910	Oth Motor Coach,Bus/Minibus,For >=10 P,G.V.W. < 6 T, Not Ckd, Die	206 660	1 122 388	2 650 662	12 343 405
8702108930	Oth Motor Coach,Bus/Minibus,For >=10 P,G.V.W. >= 24 T, Not Ckd, I	0	71 514	0	804 315
8702109000	Oth Motor Vehicles For The Transport >=10 P;Not Ckd, Diesel	42 857	207 412	346 468	2 430 520
8702909420	Motor Vehicle,Non Diesel,Transport>=30P,Not Ckd,G.V.W. >24 T,No	0	223 200	0	2 412 000
8702909520	Oth Motor Coach,Bus/Minibus,Non Diesel,Transport >10 P, Not Ckd	0	26 000	0	337 578
8703101000	Golf Cars, Including Golf Buggies	47 287	156 187	53 529	165 622
8703109000	Vehicle Specially Design For Travel Onsnow Oth Than Golf Cars	3 244	4 979	16 850	27 748
8703211000	Go-Karts,Cylinder Capacity <= 1000 Cc,Internal Combust Recipro Pis	0	1 323	0	30 738
8703212200	Motor Cars Excl Vans, <= 1,000 Cc, Ckd,4 Wd,Intrn Combust Recipro	0	143	0	136
8703212300	Motor Car Excl Vans,<= 1,000 Cc,Ckd,Not4 Wd,Intrn Combust Recipr	0	6 766	0	32 004
8703212910	Sedan/Station Wagon,<=1,000 Cc,Not Ckd,Not 4Wd,Intern Combust	0	22 560	0	252 311
8703212990	Oth Motor Car,<= 1,000 Cc,Not Ckd,Not4 Wd, Intern Combust Recip	49 669	776 176	351 973	7 878 723
8703213100	Other Vehicles,<=1,000 Cc, Ckd, 4 Wd,Internal Combust Recipro Pist	0	8 927	0	37 374
8703213900	Oth Vehicles,<=1,000 Cc, Ckd, Not 4 Wd,Drive,Intern Combust Recip	75	8 496	6 295	36 154
8703219900	Oth Vehicle,<=1,000 Cc,Not Ckd,InternalCombust Recipro Piston Eng	0	1 389	0	72 920
8703221190	Oth Motor Car,No Sedan,1000-1500 Cc,Ckdinternal Combust Recipr	66 876	508 166	663 416	5 029 942
8703221910	Sedan/Station Wagon,1000-1500Cc,Not Ckd Internal Combust Recip	355 325	2 399 514	2 550 974	19 933 196
8703221990	Oth Motor Car,No Sedan,1000-1500 Cc,Notckd,Intern Combust Reci	3 161 533	27 085 879	27 106 252	240 219 594
8703229900	Other Vehicles, 1000-1500 Cc, Not Ckd,Internal Combust Recipro Pis	384 675	3 108 100	3 392 845	27 393 264
8703231000	Ambulance,1500-3000Cc,Internal Combust,Reciprocating Piston Eng	0	16 252	0	47 054
8703235190	Oth Mtor Car Excl Van,No Sedan,Ckd,1500-1800Cc,Intern Combust F	0	2 000	0	35 393
8703235210	Sedan/Station Wagons, 1800-2000 Cc, Ckdinternal Combust Recipro	101 125	1 416 331	1 246 051	16 190 316
8703235290	Oth Mtor Car Excl Van,No Sedan,Ckd,1800-2000Cc,Intern Combust F	988 602	5 842 980	9 490 547	57 945 067
8703235390	Oth Mtor Car Excl Van,No Sedan,Ckd,2000-2500Cc,Intern Combust F	115 130	228 388	794 296	1 587 634
8703235410	Sedan/Station Wagons,2500-3000 Cc,Ckd,Internal Combust Recipro	0	5 767	0	166 202
8703235490	Oth Mtor Car Excl Van,No Sedan,Ckd,2500-3000Cc,Intern Combust F	122 209	122 209	1 788 341	1 788 341
8703236110	Sedan/Station Wagon,1500-1800Cc,Not Ckd,Internal Combust Recip	209 478	2 489 504	2 732 621	31 417 284
8703236191	Oth Motor Car Excl Van,1500-1800Cc,Notckd,2 Wd,Intern Combust I	104 428	946 348	1 314 099	11 306 494
8703236192	Oth Motor Car Excl Van,1500-1800Cc,Notckd,4 Wd,Intern Combust I	0	21 307	0	379 410
8703236210	Sedan/Station Wagon,1800-2000Cc,Not Ckd, Internal Combust Recip	101 878	605 759	1 448 878	8 839 802
8703236291	Oth Motor Car Excl Van,1800-2000Cc,Notckd,2 Wd,Intern Combust I	263 264	2 174 503	2 661 003	24 719 335
8703236292	Oth Motor Car Excl Van,1500-1800Cc,Notckd,4 Wd,Intern Combust I	77 217	817 504	966 578	5 969 260
8703236310	Sedan/Station Wagon,2000-2500Cc,Not Ckd,Internal Combust Recip	277 891	3 179 229	3 615 332	46 169 613
8703236391	Oth Motor Car Excl Van,2000-2500Cc,Notckd,2 Wd,Intern Combust I	1 251 183	12 010 016	15 278 871	138 131 440
8703236392	Oth Motor Car Excl Van,2000-2500Cc,Notckd,4 Wd,Intern Combust I	20 448	80 587	173 005	625 858
8703236410	Sedan/Station Wagon,2500-3000Cc,Not Ckd,Internal Combust Recip	77 066	534 184	1 610 161	11 017 010

I.3. IMPOR MENURUT KOMODITI / IMPORT BY HS COMMODITY

\*\*\* JULI/JULY 2014 \*\*\*

H S	Uraian Komoditi Commodity Description	Berat Bersih / Net Weight (Kg)		Nilai / Value C.I.F (US\$)	
		Bulan ini Current Month	Kumulatif Cum.Jan. to date	Bulan ini Current Month	Kumulatif Cum.Jan. to date
8703236491	Oth Motor Car Excl Van,2500-3000Cc,Notckd,2 Wd,Intern Combust	198 931	2 073 226	2 789 529	27 391 131
8703236492	Oth Motor Car Excl Van,2500-3000Cc,Notckd,4 Wd,Intern Combust	135 203	782 286	2 701 094	14 941 151
8703239210	Oth Vehicle,1800-2000Cc,Not Ckd,2 Wd,Internal Combust Recipro P	3 300	96 870	43 852	1 304 716
8703239290	Oth Vehicle,1800-2000Cc,Not Ckd,4 Wd,Internal Combust Recipro P	4 700	4 700	51 450	51 450
8703239310	Oth Vehicle,2000-2500Cc,Not Ckd,2 Wd,Internal Combust Recipro P	1 590	1 590	113 172	113 172
8703239490	Oth Vehicle,2500-3000Cc,Not Ckd,4 Wd,Internal Combust Recipro P	28 440	132 337	614 280	2 771 061
8703244110	Sedan/Station Wagon,>3000 Cc,4 Wd,Ckd,Internal Combust Recipro	0	970	0	13 600
8703245110	Sedan/Station Wagon,>3000 Cc,4 Wd,Notckd,Internal Combust Reci	5 115	140 971	457 035	6 055 912
8703245190	Oth Motor Car,No Sedan,>3000Cc,Not Ckd,4 Wd,Internal Combust F	43 236	1 883 695	848 625	28 638 971
8703245910	Sedan/Station Wagon,>3000 Cc,Not 4 Wd,Not Ckd,Intern Combust F	30 347	526 834	1 617 312	18 162 323
8703245990	Oth Mtor Car,No Sedan,> 3000Cc,Not Ckd,Not 4 Wd,Intern Combust	16 920	131 309	858 750	4 559 647
8703312000	Other Motor Cars Excl Van, <= 1500 Cc,Not Ckd,Diesel	1 210	212 132	11 932	1 744 361
8703324290	Oth Motor Car,No Sedan,1500-2000Cc,Ckd,4 Wd, Diesel	0	52 279	0	651 244
8703324310	Sedan/Station Wagon, 1500-2000 Cc, Ckd,Not 4 Wd, Diesel	0	50 108	0	634 196
8703324990	Oth Motor Cars,No Sedan, 2000-2500 Cc,Not Ckd,Diesel	357 863	2 021 869	2 902 038	17 119 027
8703325200	Motor Car Excl Van,1500-2000Cc,Not Ckd,4 Wd,Diesel	0	40 454	0	370 094
8703325300	Motor Car Excl Van,1500-2000Cc,Not Ckd,Not 4 Wd,Diesel	0	1 015 260	0	9 206 468
8703325400	Motor Cars Excl Van, 1500-2500 Cc,Notckd,4 Wd,Diesel	236 220	1 792 375	2 188 583	17 024 589
8703325900	Motor Car Excl Van,1500-2500Cc,Not Ckd,Not 4 Wd,Diesel	1 617 475	13 954 063	15 710 611	137 678 500
8703329200	Oth Vehicle,1500-2000 Cc,Not Ckd,Diesel,4 Wd	10 004	21 717	110 765	198 335
8703329300	Oth Vehicle,1500-2000 Cc,Not Ckd,Diesel,Oth Than 4 Wd	0	14 466	0	244 098
8703329400	Oth Vehicle,1500-2500 Cc,Not Ckd,Diesel,4 Wd	10 224	25 946	96 330	231 570
8703329900	Oth Vehicle,1500-2500 Cc,Not Ckd,Diesel,Oth Than 4 Wd	9 900	14 550	101 750	151 818
8703334390	Other Motor Cars Excl Van,2500-3000 Cc,Ckd, No Sedan, 4 Wd, Dies	0	3 638	0	36 000
8703335300	Other Motor Cars, 2500-3000 Cc, Not Ckd, 4Wd, Diesel	3 000	368 945	53 700	2 891 094
8703335400	Other Motor Cars, 2500-3000 Cc, Not Ckd, Oth Than 4 Wd,Diesel	0	20 905	0	444 300
8703335500	Other Motor Cars, > 3000 Cc, Not Ckd, 4 Wd, Diesel	529 424	862 336	5 646 901	10 308 397
8703339900	Other Vehicles, > 2500 Cc, Not Ckd,Oththan 4 Wd, Diesel	0	5 140	0	60 300
8703901300	Oth Electrically-Powered Vehicles,Fortransport Of Persons, Ckd	0	2 756	0	24 150
8703901900	Oth Electrically-Powered Vehicles,Fortransport Of Persons, Not Ckd	0	1 164	0	10 200
8703907000	Motor Cars Excl Vans, Not Elect-Powered,For Transport Of Persons,	0	349	0	2 900
8703909000	Oth Vehicles Not Electrically-Powered,For Transport Of Persons, Not	0	295	0	1 144
8704101300	Damper,Designed For-Off Highway,Ckd,G.V.W. <= 5 T	0	13 058	0	27 149
8704101400	Damper,Designed For-Off Highway,Ckd,G.V.W. < 5 T But >= 10 T	0	1 231	0	18 400
8704101500	Damper,Designed For-Off Highway,Ckd,G.V.W. < 10 T But >= 20 T	0	43 998	0	146 186
8704101700	Damper,Designed For-Off Highway,Ckd,G.V.W. < 24 T But >= 45 T	277 500	277 500	2 820 288	2 820 288
8704101800	Damper,Designed For-Off Highway,Ckd,G.V.W. > 45 T	0	1 561 070	0	19 778 242
8704102300	Damper,Designed For-Off Highway,Not Ckd, G.V.W. <= 5 T	784	16 391	3 208	65 126
8704102400	Damper,Designed For-Off Highway,Not Ckd, G.V.W. < 5 T But >= 10	0	10 880	0	276 044
8704102600	Damper,Designed For-Off Highway,Not Ckd, G.V.W. < 20 T But >= 24	0	308 604	0	783 865
8704102700	Damper,Designed For-Off Highway,Not Ckd, G.V.W. < 24 T But >= 45	154 100	492 371	1 616 240	5 014 296
8704102800	Damper,Designed For-Off Highway,Not Ckd, G.V.W. > 45 T	2 406 459	11 309 786	28 150 098	146 530 850
8704211900	Oth Motor Vehicles,For Transport Goods, G.V.W. <= 5 T,Ckd, Diesel	77	2 114	568	7 975
8704212900	Oth Motor Vehicles,For Transport Goods,G.V.W. <= 5 T, Not Ckd, Die	2 924 145	19 943 403	22 794 318	152 014 206
8704221900	Oth Motor Vehicles,For Transport Goods,G.V.W. <5 T But >= 6 T, Ck	0	1 327 851	0	34 492 500
8704222300	Tanker Vehicles;Bulk Cement Truck,G.V.W. 5-6 T, Not Ckd, Diesel	0	15 097	0	20 811
8704223900	Oth Motor Vehicles,For Transport Goods, G.V.W. 6-20 T,Ckd, Diesel	0	53 961	0	406 978
8704224300	Tanker Vehicles;Bulk Cement Truck,G.V.W. 6-20 T, Not Ckd, Diesel	0	11 484	0	34 572
8704225100	Oth Motor Vehicles,For Transport Goods,G.V.W. 6-10 T, Not Ckd, Di	0	9 315	0	30 393
8704225900	Other Vehicles For The Transport Ofgoods,10-20 T, Not Ckd, Diesel	5 820	43 430	60 620	273 680
8704231900	Other Lorries (Trucks), 20-24 T,Ckd, Diesel	0	115 670	0	228 588
8704232900	Other Lorries (Trucks), 20-24 T,Not Ckd, Diesel	0	11 730	0	52 433
8704235900	Other Lorries (Trucks), 25-45 T,Ckd, Diesel	0	330 244	0	3 121 893
8704236100	Refrigerated Lorries (Trucks), 25-45 T,Not Ckd, Diesel	61 403	107 073	24 300	48 857
8704236300	Tanker Vehicles; Bulk-Cement Lorries,25-45 T, Not Ckd, Diesel	8 000	28 544	12 150	413 427
8704236600	Dumpers, 24-45 T, Not Ckd,Diesel	385 110	1 029 236	1 304 820	3 902 355
8704236900	Other Lorries (Trucks), 25-45 T,Not Ckd, Diesel	1 736 817	8 854 688	14 780 670	59 683 134
8704238600	Dumpers, G.V.W.> 45 T, Not Ckd, Diesel	22	46	1 658	4 473
8704238900	Other Lorries (Trucks), > 45 T, Not Ckd, Diesel	56 908	1 312 159	572 142	13 119 071
8704312900	Other Lorries (Trucks), <= 5 T, Not Ckdinternal Combustion Piston Ei	436 819	3 603 913	2 723 994	22 025 278
8704328100	Refrigerated Lorries (Trucks), 24-45 T,Not Ckd,Internal Combust Pist	0	9 836	0	9 300
8704328900	Other Lorries (Trucks), G,V,W, 24-45 T,Not Ckd,Internal Combust Pis	0	10 000	0	4 000
8704329800	Dumpers, G,V,W, > 45 T, Not Ckd,Internal Combustion Piston Engine	0	62	0	1 089
8704909900	Motor Vehicles For The Transportof Goods, >45 T, Not Ckd	0	7	0	276

I.3. IMPOR MENURUT KOMODITI / IMPORT BY HS COMMODITY

\*\*\* JULI / JULY 2014 \*\*\*

HS	Uraian Komoditi Commodity Description	Berat Bersih / Net Weight (Kg)		Nilai / Value C.I.F (US\$)	
		Bulan ini Current Month	Kumulatif Cum.Jan. to date	Bulan ini Current Month	Kumulatif Cum.Jan. to date
8705100000	Crane Lorries	1 461 025	5 192 326	5 363 129	24 114 299
8705200000	Mobile Drilling Derricks	0	338 880	0	1 550 796
8705300000	Fire Fighting Vehicles	78 256	206 228	2 059 184	3 521 993
8705400000	Concrete-Mixer Lorries	454 474	2 278 526	824 934	7 122 168
8705905000	Street Clean Vhcl, Cesspool Emptiermobile Clinic;Spray Lorries Of All	21 677	100 337	324 068	2 103 333
8705909000	Other Special Purpose Motor Vehicles	244 462	2 736 483	2 410 842	18 492 990
8706001100	Chasis Fitted With Engines Of Agriculturtractors	0	3 500	0	13 725
8706001910	Chasis Fitted With Engines Of Pedestriancontrolled Tractors, Not Agi	0	2 106	0	56 766
8706002910	Chasis Fitted With Engines For Vehicles< 10 Person, For Cars <=24 T	7 815	15 570	58 708	117 216
8706003900	Oth Chasis Fitted With Engines For Vhclsof Designed For Transport C	0	418	0	22 604
8706004020	Chasis Fitted With Engines For Vehiclestransport Of Goods, G,V,W >	0	120 734	0	1 818 496
8706005000	Chasis Fitted With Engines For Specialpurposes Motor Vehicles	0	2 680	0	10 050
8707101000	Bodies For The Vehicles Transport Ofpersons: Go-Karts;Golf Cars;Go	0	22	0	2 094
8707109000	Other Bodies For The Vehiclestransport Of Persons	18 355	294 397	232 693	3 445 583
8707901010	Bodies For Road Tractors Semi-Trailersor Track-Laying Tractors	335	10 194	10 793	122 641
8707901020	Bodies For Other Tractor	256	3 365	10 320	39 747
8707903000	Bodies For Special Purpose Motorvehicles	0	741	0	1 295
8707909010	Bodies For Dumpers Off Highway Use,Not Ckd, G,V,W > 45 T	0	135 626	0	198 949
8707909020	Other Bodies For The Vehiclesof G.V.W .<= 24 T	2 192	53 283	3 719	602 263
8707909030	Other Bodies For The Vehiclesof G.V.W .> 24 T	1 853	68 621	21 101	674 994
8708101000	Bumper And Parts For Tractors	1 882	17 927	34 053	171 413
8708109000	Bumper And Parts For Other Tractors	220 763	1 943 135	2 396 077	21 305 100
8708210000	Safety Seat Belt For Parts Andaccessories	107 167	1 174 904	1 200 819	12 381 999
8708291100	Component Of Door Trim Assembly Fortractors	100	2 388	2 021	50 118
8708291200	Component Of Door Trimassembly Fortransport Of Persons	174 141	1 763 532	2 303 058	21 802 448
8708291400	Component Of Door Trim Assembly Fortransp>= 10 Persons Or Tans	22 848	436 543	92 483	1 768 025
8708291900	Component Of Door Trim Assembly Forspecial Purpose Motor Vehic	136 097	2 041 264	1 614 214	18 675 073
8708292000	Parts Of Safety Seat Belts	214 294	1 888 772	1 973 535	17 594 825
8708299200	Oth Parts, Access For Vehicles Oftractors	461	8 003	13 217	110 368
8708299300	Interior Trim Fitting; Mudguards Fortransport Of Persons	562 248	5 266 121	5 026 920	49 236 469
8708299400	Hood Rods For Vehiclestransport Of Persons	394	2 744	6 227	45 577
8708299500	Oth Parts And Accessoriesfor Transport Of Person	928 956	6 093 029	7 409 800	56 368 956
8708299600	Interior Trim Fitting; Mudguards Fortransp>= 10 Persons Or Tanspor	20 125	164 749	225 873	2 280 331
8708299700	Hood Rods For Transport>= 10 Persons Or Tansport Of Goods	0	389	0	4 330
8708299800	Oth Parts, Access For Transport>= 10 Persons Or Tansport Of Goods	3 253	50 912	52 806	876 143
8708299900	Other Parts And Access, Of Motorvehicles Of Heading 8701-8705	511 921	4 749 719	5 699 689	52 690 987
8708301000	Brakes,Servo-Brakes; Parts Thereof Fortractors	28 886	198 459	402 460	2 969 297
8708302100	Brake Drums, Brake Disc Or Brake Pipes For Transport Of Persons	62 673	421 195	804 136	4 965 207
8708302900	Oth Brake Drums, Brake Disc Or Brakepipes For Transport Of Person	560 823	4 457 390	7 639 470	57 671 181
8708303000	Brake Drums, Brake Disc Or Brake Pipesof >= 10 Persons/ Tansport	41 618	377 332	516 006	4 895 105
8708309000	Oth Brakes,Servo-Brakes; Parts Thereoffor Transport Of Persons	451 657	3 565 666	3 324 154	25 319 542
8708401100	Gear Boxes, Unassembled Fortransport Of Persons	34 368	670 489	195 837	7 730 435
8708401300	Gear Boxes, Unassembled For Special Purpose Vehicles Or Tansport	1 714	69 512	37 613	618 586
8708401400	Gear Boxes, Unassembled For Vehiclestractors	974	2 202	29 678	42 907
8708401900	Gear Boxes, Unassembled Fortransport Vehicles , >= 10 Person	125 278	2 156 853	1 257 822	19 264 911
8708402500	Gear Boxes, Assembled Fortractors	373	4 905	12 612	131 545
8708402600	Gear Boxes, Assembled Fortransport Of Persons	954 791	7 546 479	20 880 838	157 860 400
8708402710	Gear Boxes, Assembled; Dumpers Not Ckd>= 1.2 T For Goods/Special	22 691	44 427	312 591	601 380
8708402790	Gear Boxes, Assembled; Dumpers Not Ckd< 1.2 T For Goods/Special	34 446	157 653	936 396	4 226 347
8708402900	Gear Boxes, Assembled Fortransport Vehicles , >= 10 Person	191 168	1 521 603	1 736 673	14 285 530
8708409100	Parts Of Gear Boxes And Parts Thereoftractors	827	3 747	15 639	96 451
8708409200	Parts Of Gear Boxes And Parts Thereoftransport Of Persons	512 935	4 083 797	7 410 404	60 494 733
8708409900	Oth Parts Of Gear Boxes For Vehiclesof Heang 8701-8705	123 292	1 286 390	3 521 381	38 022 988
8708501100	Drive-Axles With Differential, Unassemblfor Transport Of Persons	502 924	5 629 764	2 782 821	31 082 076
8708501300	Drive-Axles With Differential, Unassemblfor For Goods/Special Purp	97 568	484 687	257 955	1 864 413
8708501500	Drive-Axles With Differential, Unassembltractors	8 243	63 836	113 020	704 715
8708501900	Drive-Axles With Differential, Unassemblfor Transport ,>=10 Person	48 568	631 348	419 507	3 525 681
8708502500	Drive-Axles With Differential, Assambledfor Tractors	45 660	335 346	579 443	4 636 522
8708502600	Drive-Axles With Differential, Assambledfor Transport Of Persons	1 298 901	9 848 421	13 467 942	97 383 001
8708502710	Drive-Axles For Damper,Not Ckd Dmtr >=120 Mm For Goods/Special	71	8 110	98	22 726
8708502790	Drive-Axles For Damper,Not Ckd Dmtr <120 Mmfor Goods/Special P	8 990	129 896	229 714	3 037 313
8708502900	Drive-Axles With Differential, Assambledfor Transport Of Persons	262 769	2 256 045	1 145 030	10 944 370
8708509100	Parts Crown Wheels&Pinion Of Drive Axleswith Diff. For Tractors	13 254	79 015	76 852	467 087
8708509200	Oth Parts Crown Wheels&Pinion Of Driveaxl With Diff. For Tractors	3 917	14 357	44 998	346 669

**I.3. IMPOR MENURUT KOMODITI / IMPORT BY HS COMMODITY**  
**\*\*\* JULI/JULY 2014 \*\*\***

H S	Uraian Komoditi Commodity Description	Berat Bersih / Net Weight (Kg)		Nilai / Value C.I.F (US\$)	
		Bulan ini Current Month	Kumulatif Cum.Jan. to date	Bulan ini Current Month	Kumulatif Cum.Jan. to date
8708509300	Parts Of Drive-Axles With Differential,For Transport Of Person	119 741	824 726	921 336	7 680 588
8708509900	Oth Parts Of Drive-Axles Withdifferential, For Vehicles 8701-8705	294 322	1 644 184	2 109 657	12 353 785
8708701500	Road Wheels Of Hub-Caps For Tractors	62	16 951	2 019	97 742
8708701600	Road Wheels Of Hub-Caps For Transportof Person	26 603	183 325	240 887	1 497 282
8708701700	Road Wheels Of Hub-Caps For Vehicles>= 10 Persons Or Tansport Oi	400	94 512	5 150	79 357
8708703900	Road Wheels Of Hub-Caps Forspecial Purpose Motor Vehicles	34 879	417 881	65 892	1 589 981
8708702200	Road Wheels Of Wheels Fitted With Tyresfor Transport Of Person	89	30 484	3 585	540 886
8708702900	Road Wheels Of Wheels Fitted With Tyresfor Transp Person;Goods;f	420	735	1 977	8 060
8708703100	Road Wheels Of Wheels Not Fitted Withtyres For Tractors	0	1 034	0	2 107
8708703200	Road Wheels Of Wheels Not Fitted Withtyres For Transport Of Persc	166 756	1 707 338	661 842	7 971 174
8708703910	Road Wheels Of Wheels Not Fitted Withtyres Of Damper,Not Ckd Di	307	307	6 934	6 934
8708703990	Road Wheels Of Wheels Not Fitted Withtyres Of Damper,Not Ckd Di	580 739	9 966 276	430 135	4 740 624
8708709500	Other Road Wheel And Parts For Tractors	1 256	19 373	28 314	248 154
8708709600	Other Road Wheel And Parts For Vehicles>= 10 Persons Or Tansport	57 528	446 280	220 767	1 023 111
8708709700	Other Road Wheel And Parts For Vehicletransport Of Person	64 631	767 258	556 690	4 466 834
8708709900	Other Road Wheel And Parts Forspecial Purpose Motor Vehicles	131 027	976 363	251 182	3 759 840
8708801500	Suspension Systems For Tractors	2 182	24 544	19 134	209 803
8708801600	Suspension Systems Forfor Transport Of Person	106 252	940 705	939 989	8 658 381
8708801700	Suspension Systems For Damper Off Higwayuse Or Special Purpose I	26 143	135 210	60 959	411 813
8708801900	Suspension Systems For Transport ,>=10 Person	90 557	1 123 230	588 192	5 294 167
8708809100	Parts Suspension Systems Fortractors	213	2 916	9 294	57 700
8708809200	Parts Suspension Systems Fortransport Of Persons	220 956	1 838 053	2 062 458	17 384 266
8708809900	Parts Suspension Systems For Transportof Person Or Special Purpos	246 692	1 473 219	2 077 719	13 264 266
8708911500	Radiators For Tractors	1 835	14 414	16 641	213 254
8708911600	Radiators For Transport Of Person	45 236	256 544	345 661	2 450 193
8708911700	Radiators For Vehicles>= 10 Persons Or Tansport Of Goods	21 190	139 644	313 451	1 738 752
8708911900	Radiators For Special Pupose Vehicles	63 692	569 027	719 764	6 691 801
8708919100	Parts Of Radiators For Tractors	493	19 069	7 779	275 554
8708919200	Parts Of Radiators For Transportof Person	23 862	251 001	354 317	3 606 135
8708919900	Parts Of Radiators For Vehicles Ofperson;Goods;Special Purpose	104 248	971 073	1 568 108	14 269 734
8708921000	Silencers (Mufflers),Exhaust Pipe;Parts For Vehicles Tractors	3 420	3 978	150 474	162 066
8708922000	Silencers (Mufflers),Exhaust Pipe;Parts For Transport Of Persons	167 023	1 235 193	1 795 711	13 649 975
8708924000	Silencers (Mufflers),Exhaust Pipe;Partsfor Vhcls>= 10 Persons/Tansp	31 190	160 036	340 581	1 759 364
8708929000	Silencers (Mufflers),Exhaust Pipe;Partsfor Special Purpose Motor Ve	126 310	765 750	1 707 676	9 113 500
8708935000	Clutches And Parts Thereof For Vehicletractors	3 758	23 201	41 857	303 227
8708936000	Clutches And Parts Thereof For Vehicletransport Of Persons	462 016	3 321 761	5 325 602	37 015 750
8708937000	Clutches And Parts Thereof For Vehicletransport Of Goods/Special I	22 466	156 180	279 001	2 189 030
8708939000	Clutches And Parts Thereof For Vehicles Transport ,>=10 Person	200 356	1 778 821	1 237 760	11 169 151
8708941000	Steering Wheels With Airbag Assemblies	6 515	52 078	57 377	413 330
8708949400	Oth Steering Wheels With Airbagassemblies For Tractors	587	9 544	16 645	295 001
8708949500	Oth Steering Wheels With Airbagassemblies For Trasport Of Perso	1 231 428	10 136 335	12 224 154	103 591 787
8708949900	Oth Steering Wheels With Airbag Assembliof Vhcls Persons;Goods;S	490 896	3 838 215	4 922 489	35 833 529
8708951000	Safety Airbags With Inflater Systemfor Vehicles	129 157	1 274 277	1 699 098	16 974 483
8708959000	Parts Safety Airbags With Inflatersystem	99 336	620 753	2 294 982	15 760 055
8708991000	Other Parts & Acces. For Other Vehiclesof Tractors	148 081	883 169	2 601 043	13 227 789
8708992100	Fuel Tanks For Vehicles Transportpersons Or Goods	195 554	2 045 950	2 172 566	25 053 086
8708992300	Parts Of Fuel Tanks For Vehicletransport Of Persons Or Goods	94 853	660 460	705 442	6 267 177
8708993000	Accelerator,Brake Or Clutch Padals Forvehicles Transport Of Persons;	50 159	435 367	694 094	5 752 513
8708994000	Battery Carriers Or Trays & Brackets Forvehicles Transport Of Person	512	47 233	6 731	828 024
8708995000	Radiator Shrouds For Vehicletransport Of Persons Or Goods	77	3 150	2 560	33 999
8708996100	Chasis Frames For Vehiclesfor Transport ,>=10 Person	7	54 307	276	584 209
8708996200	Chasis Frames For Vehicletransport Of Persons	805 521	5 133 880	5 635 629	38 797 773
8708996310	Chasis Frames For Vehicles <= 24 Ttransport Of Goods	57 766	1 050 709	251 942	2 595 274
8708996320	Chasis Frames For Vehicles > 24 Ttransport Of Goods	203	283	4 920	5 668
8708997000	Other Chasis Frames Or Parts	2 017 574	17 404 550	28 369 528	222 060 137
8708999000	Other Parts,Acces For Other Vehicles Ofheading 8701- 8705	2 389 645	20 918 307	20 159 151	159 713 889
8709110000	Electrical Vehicles, Works Trucks,Self-Propelled,Not Fiited With Lifti	12 052	128 102	57 879	1 142 801
8709190000	Non Electrical Vehicles,Works Trucksself-Propelled,Not Fiited With L	462 935	730 975	6 223 485	7 957 842
8709900000	Parts Of Work Trucks,Self-Propelled,Notfitted With Lift/Handl Equip	3 924	45 201	15 502	222 376
8710000000	Tanks, Other Armoured Fighting Vehicles,Motorised, With Weapons	14 932	383 150	994 735	31 268 846
8711101200	Moped And Motorised Bicycles,Recipoint Combust Piston Engine <	19 818	34 372	60 755	107 025
8711101300	Other Motorcycle And Scooters, Recipoint Combust Piston Engine <	0	13 472	0	49 009
8711101900	Other Motorcycles, Reciprocating Inter.Combust. Piston Engine < 50	844	844	671	671
8711109200	Moped And Motorised Bicycles,Recipro Intcombust Piston Engine <	0	5 148	0	30 886



I.3. IMPOR MENURUT KOMODITI / IMPORT BY HS COMMODITY

\*\*\* JULI / JULY 2014 \*\*\*

HS	Uraian Komoditi Commodity Description	Berat Bersih / Net Weight (Kg)		Nilai / Value C.I.F (US\$)	
		Bulan ini Current Month	Kumulatif Cum.Jan. to date	Bulan ini Current Month	Kumulatif Cum.Jan. to date
8711109300	Other Motorcycle And Scooters, Reciproin Combust Piston Engine < 500 Cc, Ckd	0	13 908	0	28 608
8711109900	Other Motorcycles, Reciprocating Inter. Combust. Piston Engine < 500 Cc, Ckd	0	2 995	0	191 092
8711201010	Motocross Motorcycles, With Reciproin Combust Pist Engine, 50-250 Cc, Ckd	0	63	0	500
8711201090	Motocross Motorcycles, With Recipro Intcombust Pist Engine, 50-250 Cc, Ckd	7 455	107 110	255 714	1 479 499
8711202000	Moped And Motorised Bicycles With Recipoint Combust Pist Engine, 100-250 Cc, Ckd	15 368	104 609	200 549	1 287 330
8711203100	Motorcycles Of Cylinder Capacity 150-200 Cc, Ckd	110 644	544 154	134 489	686 568
8711203200	Motorcycles Of Cylinder Capacity 200-250 Cc, Ckd	0	13 724	0	218 895
8711203900	Motorcycles Of Cylinder Capacity > 250 Cc, Ckd	4 602	9 041	55 535	110 867
8711204500	Motorcycles Of Cylinder Capacity <= 200 Cc, Not Ckd	32 661	371 281	104 774	929 422
8711204900	Motorcycles Of Cylinder Capacity > 200 Cc, Not Ckd	700	5 836	5 850	12 246
8711205100	Motorcycles (Not Side-Cars) Incl. Scooters of Cylinder Capacity 150-250 Cc, Ckd	86 162	541 582	503 056	4 392 926
8711205200	Motorcycles (Not Side-Cars) Incl. Scooters of Cylinder Capacity 200-250 Cc, Ckd	350 221	4 535 737	6 040 302	67 546 979
8711205900	Motorcycles (Not Side-Cars) Incl. Scooters of Cylinder Capacity > 250 Cc, Ckd	90 384	1 359 789	1 239 507	19 853 033
8711209000	Other Motorcycles (Not Side-Cars) Include Scooters	0	87 401	0	190 436
8711301010	Motocross Motorcycles With Recipro Intcombustion Piston Engine 250-500 Cc, Ckd	0	18 642	0	113 377
8711301090	Motocross Motorcycles With Recipro Intcombust Piston Engine 250-500 Cc, Ckd	0	16 714	0	142 104
8711309000	Oth Motocross Motorcycles With Reciproin Combustion Piston Engine, 500-800 Cc, Ckd	11 122	16 315	252 383	382 007
8711401090	Motocross Motorcycles, With Recipro Intcombust Pist Engine, 500-800 Cc, Ckd	918	918	19 328	19 328
8711402000	Other Motorcycles, With Recipro Intcombust Piston Engine, 500-800 Cc, Ckd	0	629	0	22 299
8711409000	Other Motorcycles, With Recipro Intcombust Piston Engine, 500-800 Cc, Ckd	7 230	113 063	152 798	2 731 230
8711502000	Other Motorcycles, Recipro Int Combust piston Engine, > 800 Cc, Ckd	1 261	146 356	17 000	3 871 088
8711509000	Other Motorcycles, Recipro Int Combust piston Engine, > 800 Cc, Not Ckd	6 578	56 553	218 209	1 763 256
8711905100	Electrical Powered Motorcycles, Ckd	94 662	515 913	111 913	569 339
8711909100	Electrical Powered Motorcycles, Not Ckd	2 781	27 788	34 546	59 964
8711909900	Other Electrical Powered Motorcycles Not Ckd	0	15 294	0	1 157 213
8712001000	Racing Bicycles	131 142	1 243 268	81 961	1 002 805
8712002000	Bicycles Designed To Be Ridden by Children	1 209 256	10 368 198	955 521	7 609 260
8712003000	Other Bicycles	1 307 153	8 988 868	742 536	7 463 577
8712009000	Other Cycles	64	401 300	133	2 670 818
8713100000	Carriages For Disabled Persons, Not Mechanically Propelled	11 020	290 686	43 499	854 500
8713900000	Carriages For Disabled Persons, Mechanically Propelled	85 908	794 713	250 649	2 246 596
8714101000	Saddles Of Motorcycles (Incl. Mopeds)	12 539	60 340	17 580	78 595
8714102000	Spokes/Nipples Of Motorcycles (Including Mopeds)	71 302	394 062	75 647	568 895
8714109010	Frame And Forks (Incl. Telescopic Fork, Rear Suspension And Parts Thereof)	394 404	2 175 338	1 791 602	13 308 998
8714109020	Gearing, Gearbox, Clutch And Other Transmission Equip. And Part Thereof	259 257	2 294 222	1 929 926	17 281 323
8714109030	Wheel Rims	1 230 532	11 832 417	6 379 954	62 287 162
8714109040	Brakes And Parts Thereof	247 915	1 316 444	674 091	3 946 286
8714109050	Silencers (Mufflers) And Parts Thereof For Vehicles Of Heading 8711-8713	47 799	221 340	262 004	1 573 894
8714109090	Oth Parts And Accessories Of Vehicles of Heading 8711-8713	5 696 926	44 430 242	16 718 608	127 768 589
8714201100	Castors Of A Dmm (Incl. Tyres) 75-100 Mm that The Wheel Width > 30 Mm	0	10	0	480
8714201900	Castors Of A Dmm (Incl. Tyres) > 250 Mm that The Wheel Width > 30 Mm	107	4 894	901	57 329
8714209000	Other Parts Of Carriages For Disabled Persons	22 627	53 086	61 536	118 873
8714911000	Frame And Forks For Bicycles Designet to Be Ridden By Children	323 415	3 095 548	331 445	3 005 275
8714919100	Parts For Forks	13 847	142 081	9 456	104 651
8714919900	Other Parts For Forks	92 785	918 116	541 269	5 848 459
8714921000	Wheel Rims And Spokes For Bicycles designet To Be Ridden By Children	62 879	773 245	53 835	803 828
8714929000	Other Wheel Rims And Spokes	136 086	1 120 059	172 336	1 805 168
8714931000	Hubs, (Exc Coaster Brake Hub, Hub Brake free/Sprocket-Wheel), Bicycles	19 548	371 471	46 019	483 433
8714939000	Oth Hubs, (Exc Coaster Braking Hub, Hub Brake, Free/Sprocket-Wheel)	259 009	1 726 220	655 039	4 588 772
8714941000	Brakes, (Incl Coast Brake Hub, Hub Brake) For Bicycles To Be Ridden By Children	49 156	527 879	129 000	1 146 587
8714949000	Oth Brakes, (Incl Coaster Braking Hubs, Hub Brakes)	233 395	1 442 003	740 779	5 363 461
8714951000	Saddles For Bicycles Designet to Be Ridden By Children	21 148	449 134	24 003	491 984
8714959000	Other Saddles	159 671	1 020 144	168 644	1 402 184
8714961000	Pedals And Crank-Gear, & Parts Thrf For bicycles To Be Ridden By Children	78 075	662 594	117 177	749 702
8714969000	Other Pedals And Crank-Gear, And Parts Thereof	299 437	2 504 452	505 930	5 951 267
8714991100	Handle, Bars, Pillars Or Parts & Access. Of Bicycle To Be Ridden By Children	234 153	2 552 722	182 951	2 263 390
8714991200	Chain Wheels And Cranks For Bicycles designet To Be Ridden By Children	66 208	655 352	57 157	615 316
8714999100	Oth Handle, Bars, Pillars Or Parts And accessories	2 621 083	17 111 884	2 205 835	20 969 197
8714999200	Other Chain Wheels And Cranks	192 799	2 027 065	854 420	6 953 114
8715000000	Baby Carriages And Parts Thereof	149 516	1 827 073	422 394	5 429 203
8716200000	Self-Loading/Self-Unloading Trailers & Semi-Trailers For Agricultural Use	0	14 687	0	21 252
8716310000	Tanker Trailers, Tanker Semi-Trailers For The Transport Of Goods	188 306	577 973	155 384	1 351 476
8716394000	Agricultural Trailers And Semi-Trailers	0	1 000	0	2 085
8716399100	Oth Agricul. Trailers And Semi-Trailers carrying Capacity > 200 T	0	218 952	0	830 019

**I.3. IMPOR MENURUT KOMODITI / IMPORT BY HS COMMODITY**
**\*\*\* JULI/JULY 2014 \*\*\***

H S	Uraian Komoditi Commodity Description	Berat Bersih / Net Weight (Kg)		Nilai / Value C.I.F (US\$)	
		Bulan ini	Kumulatif	Bulan ini	Kumulatif
		Current Month	Cum.Jan. to date	Current Month	Cum.Jan. to date
8716399900	Oth Agricul. Trailers And Semi-Trailers carrying Capacity < 200 T	161 171	451 652	175 974	516 409
8716400000	Other Trailers And Semi-Trailers	70	622 471	1 366	4 569 855
8716801000	Cart,Wagon,Sack Truck,Hand Trolleys & Similar Hand-Propelled Vhcl	73 543	445 272	270 785	1 825 837
8716802000	Wheelbarrows	121 453	1 405 892	63 445	602 021
8716809000	Oth Vehicles Not Mechanically Propelled	77 939	387 428	263 142	1 585 553
8716901300	Parts For Trailer And Semi-Trailers For goods Of Agricultural Pupos	223 732	3 201 360	302 479	4 294 921
8716901900	Other Parts For Trailer And semi-Trailer	973 027	3 489 478	5 985 096	10 744 802
8716909200	Castors Of A Dmm(Incl. Tyres) 100-250Mm that The Wheel Width > :	63 923	424 638	228 584	1 314 645
8716909300	Other Parts For Other Vehicles	121 210	1 112 376	538 724	3 840 157
8716909400	Spokes And Nipples	123	130	805	845
8716909500	Castors For Goods Of Sbhd 8716.80.90 Dmm incl Tyres 100-250Mm )	1 400	66 477	25 588	894 556
8716909600	Other Castor	13 164	38 257	12 372	102 766
8716909900	Oth Trailer And Semi-Trailers,Oth Vhcls not Mechanically Propelled	439 143	4 058 630	1 571 427	11 018 546
8801000000	Balloon,Dirigibles,Glider, Hang Gliders and Other Non-Powered Aircr	0	82	0	250
8802110000	Helicopters Of An Unladen weight <= 2,000 Kg	0	15 562	0	7 969 137
8802120000	Helicopters Of An Unladen weight > 2,000 Kg	1 400	23 182	1 810 413	16 634 645
8802201000	Aeroplane Of An Unladen weight <= 2,000 Kg	5 322	27 804	1 111 564	7 986 828
8802209000	Aeroplane Of An Unladen weight > 2,000 Kg	0	13 911	0	29 603 352
8802301000	Aeroplane Of An Unladen weight >2,000 Kg And <= 15,000 Kg	0	18 271	0	8 337 030
8802401000	Aeroplanes Of An Unladen weight > 15,000 Kg	0	121 947	0	28 900 902
8803100000	Propellers, Rotors, Parts Thereof heading 8801 Or 8802	5 679	97 835	155 005	649 675
8803200000	Under-Carriages, Parts Thereof heading 8801 Or 8802	1 297	10 490	45 364	1 636 899
8803300000	Other Parts Of Aeroplanes/Helicopters heading 8801 Or 8802	139 210	377 971	25 696 148	184 250 343
8803901000	Parts Of Telecommunication Satellites	0	2	0	80
8803909000	Other Parts Of Goods Of Ballon,Dirigibles And Other Aircraft	231	77 005	18 292	27 032 784
8804001000	Parachutes (Incl Dirigible Parachutes,Paragliders)& Rotochutes,Parts	107	251	25 802	48 208
8804009000	Oth Parachutes (Incl Dirigible Parachut,Paragliders)& Rotochutes,Par	0	3 112	0	2 104 882
8805100000	Aircraft Launching Gear, Part Thereof,Deck Arrestor/Similar Gear,Pa	0	63 446	0	5 561 063
8805291000	Ground Flying Trainers	30 684	33 975	7 038 263	7 499 218
8805299000	Parts Of Ground Flying Trainers	11 936	58 697	1 975 379	4 282 371
8901205000	Tankers Of Gross Tonnage <= 5000 Ton	6 764 000	18 417 000	5 809 004	19 068 796
8901207000	Tankers Of Gross Tonnage > 5000 Ton But <= 50000 Ton	0	51 206 000	0	91 807 172
8901208000	Tankers Of Gross Tonnage > 50000 Ton	31 074 000	61 111 000	46 543 500	50 998 588
8901901100	Other Vessels,For Transp. Not Motorised of Gross Tonnage <= 26 Ton	0	22	0	5 089
8901901400	Other Vessels,For Transp. Not Motorised of Gross Tonnage > 500 Ton	0	49 049 067	0	78 958 991
8901903100	Other Vessels,For Transp. Motorised of Gross Tonnage <= 26 Ton	0	678 564	0	176 592
8901903200	Other Vessels For Transport, Motorised of Gross Tonnage > 26 Ton < :	267 000	3 157 000	1 697 459	12 114 495
8901903300	Other Vessels,For Transp. Motorised of Gross Tonnage > 500 Ton <= :	1 252 000	3 007 000	14 807 145	17 173 994
8901903400	Other Vessels,For Transp. Motorised of Gross Tonnage >1000 Ton <= :	5 423 000	48 333 134	30 912 025	118 598 952
8901903500	Other Vessels,For Transp. Motorised of Gross Tonnage >4000 Ton <= :	1 897 000	8 739 000	497 476	8 293 651
8901903600	Other Vessels,For Transp. Motorised of Gross Tonnage >5000 Ton <= :	3 094 000	27 458 000	3 988 312	69 011 025
8902002100	Fishing Vessels Of Gross Tonnage <= 26 Ton	0	55 420	0	32 000
8902002200	Fishing Vessels Of Gross Tonnage > 26 Ton <= 40 Ton	0	51 880	0	17 122
8902002300	Fishing Vessels Of Gross Tonnage > 40 Ton <= 250 Ton	398 000	2 479 910	100 000	2 139 950
8902002400	Fishing Vessels Of Gross Tonnage > 250 Ton <= 1000 Ton	1 040 000	6 235 457	1 155 250	4 394 526
8902009300	Other Fishing Vessels Of Gross Tonnage > 40 Ton <= 250 Ton	0	9 903 000	0	4 422 000
8903100000	Yachts&Oth Vessels For Pleasure/Sports rowing Boats&Canoes, Infla	4 024	21 889	7 394	61 611
8903910000	Sailboats, With/Without Auxiliary Motor, Not Inflatable	2 239	23 161	36 356	112 572
8903920000	Motorboats, Other Than Outboard motor, Not Inflatable	17 875	51 924	477 893	1 237 555
8903990000	Other Vessels For Pleasure/Sports;Canoes, Not Inflatable	3 102	42 980	33 391	172 242
8904003100	Tugs And Pusher Craft, Power <= 4000 Hp Of Gross Tonnage <= 26 T	130 000	2 062 310	2 291 281	31 057 164
8904003900	Tugs And Pusher Craft, Power > 4000 Hp Of Gross Tonnage <= 26 To	24 590	2 322 854	506 570	35 577 135
8905100000	Dredgers	24 435	4 151 195	938 806	11 581 583
8905200000	Floating/Submersible Drilling/Production Platforms	0	3 701	0	159 619
8905901000	Floating Docks	0	64 442	0	81 000
8905909000	Oth Vessels W/Navigability Of Which Is subsidiary To Their Main Fun	177 010	6 911 528	734 504	30 750 411
8906100000	Warships	140 998	220 851	529 823	1 728 375
8906901000	Lifeboats Oth Than Rowing Boats,Oth Vessels Of Displacement <= 30	0	90 027	0	1 282 800
8906902000	Lifeboats Oth Than Rowing Boats,Oth vessels Of Displace.> 30 Ton <= :	588	1 069	1 122	2 146
8906909000	Lifeboats Oth Than Rowing Boats,Oth Vessels Of Displacement > 300	582	307 031	15 702	3 980 765
8907100000	Floating Structures, Inflatable Rafts	31 043	243 520	188 337	2 019 022
8907901000	Buoys	27 021	278 678	516 518	3 036 760
8907909000	Other Floating Structures	103 160	2 010 135	629 180	9 302 330
8908000000	Vessel And Oth Floating Structures for Breaking Up	0	228 005	0	1 271 787

I.3. IMPOR MENURUT KOMODITI / IMPORT BY HS COMMODITY

\*\*\* JULI/JULY 2014 \*\*\*

HS	Uraian Komoditi Commodity Description	Berat Bersih / Net Weight (Kg)		Nilai / Value C.I.F (US\$)	
		Bulan ini Current Month	Kumulatif Cum.Jan. to date	Bulan ini Current Month	Kumulatif Cum.Jan. to date
9001101000	Optical Fibres ,Optical Fibre Bundles&Cables For Telecom.&Oth Elec	17 818	166 289	1 960 208	16 065 817
9001109000	Optical Fibres, Optical Fibre Bundles&Cables For Other Purpose	5 638	38 655	29 090	889 082
9001200000	Sheets And Platesof Polarising Material	240	1 064	3 396	25 946
9001300000	Contact Lenses	25 903	193 581	4 351 072	27 124 527
9001400000	Spectacle Lenses Of Glass	831	1 238	783	11 230
9001500000	Spectacle Lenses Of Other Materials	12 665	157 031	484 600	3 300 417
9001901000	Lenses & Optic Elements For Photograpor Cinematographic Camera:	7 621	59 150	738 773	5 744 510
9001909000	Other Elements Of Glass Notoptically Worked	91 284	705 043	1 536 143	9 456 314
9002111000	Objective Lenses For Cinematographicprojector	53	4 203	39 400	175 758
9002119000	Objective Lenses For Cameras Andother Projector	11 141	107 733	966 557	7 567 478
9002190000	Objective Lenses For Otherinstruments & Apparatus	24 656	193 495	1 135 218	8 948 479
9002201000	Filters For Cinematographic Projectors	0	602	0	30 429
9002202000	Filters For Cinematographic Cameras,Photographic Cameras & Oth F	0	83	0	20 916
9002203000	Filters For Telescopes/Microscopes	0	289	0	38 229
9002209000	Filters For Oth Instruments&Apparatus	2 072	24 488	21 999	152 176
9002902000	Lenses&Prisms For Cinematographicprojectors	0	1 020	0	64 646
9002903000	Lenses&Prisms For Cinematographic,Photographic Cameras & Oth P	741	6 122	129 142	965 449
9002909000	Other Lenses & Prisms	1 642	14 246	391 965	3 356 264
9003110000	Frames & Mountings For Spectacles,Goggles Of Plastics	25 449	89 121	384 038	1 205 732
9003190000	Frames & Mountings For Spectacles,Goggles Of Other Materials	11 394	36 685	140 453	1 306 483
9003900000	Parts For Spectacles,Goggles	5 703	71 019	125 530	1 715 561
9004100000	Sunglasses	140 284	1 058 362	1 237 246	7 208 730
9004901000	Corrective Spectacles	28 457	105 082	241 397	818 571
9004905000	Protective Goggles	17 869	110 897	63 526	437 396
9004909000	Other Spectacles & Goggles	85 585	602 565	417 421	5 230 903
9005100000	Binoculars	19 510	54 941	673 814	7 297 364
9005801000	Astronomical Instrumens, Excludinginstruments For Radio-Astronon	229	446	6 387	12 866
9005809000	Monoculars & Oth Optical Telescopes	7 894	84 236	2 643 328	5 492 781
9005909000	Parts&Accessories (Include Mountings)For Oth Optical Telescopes	5 420	31 904	55 007	2 653 384
9006109000	Oth Laser Photoplotter,Cameras Of A Kind Used For Preparing Print	3 667	13 606	29 371	76 015
9006300000	Cameras Specially Design For Under Wateruse For Aerial Survey, Me	366	2 098	259 944	1 042 200
9006400000	Instant Print Cameras	0	2 577	0	534 062
9006510000	Oth Cameras W/ A Through-The Lens Viewfinder(Slr),For Roll Film O	657	181 830	28 985	822 253
9006520000	Oth Cameras For Roll Film Of Width<35 Mm	0	23	0	683
9006530000	Oth Cameras For Roll Film Of Width=35Mm	0	2	0	1 716
9006599000	Lasers Photo Plotters/Imagesetterswithout Raster Image Processor	7	9 591	113	70 359
9006610000	Discharge Lamp ("Electronic") Flashlightapparatus	0	12 505	0	40 192
9006690000	Photographic Flashbulbs Apparatus	207	23 757	14 207	78 850
9006911000	Parts & Accessories For Laser Photoplotters Of Subheading 9006101	0	4	0	2 455
9006913000	Parts & Accessories For Instan Printcamera,W/ Slr,Roll Film A Width-	287	10 439	1 111	64 064
9006919000	Other Parts & Accessories For Cameras	23 783	138 971	52 981	511 567
9006991000	Parts & Accessories For Photographicflash-Light Apparatus	361	5 826	690	18 322
9006999000	Parts & Accessories Oth Than Forphotograp Flash-Light Apparatus	7 535	34 669	10 516	973 231
9007100000	Cinematographic Cameras	250	54 773	13 444	641 803
9007209000	Cinematographic Projectors For Film Ofmore Than 16 Mm In Width	14 367	148 386	1 351 309	4 986 109
9007910000	Parts And Accessories Forcinematographic Cameras	5 239	45 531	74 244	714 474
9007920000	Parts And Accessories Forcinematographic Projectors	8 158	33 482	1 282 154	5 451 115
9008501000	Projector,Enlarge/Reducer,Microfilm/Fiche/Form Whether/Not Cap	63	2 168	41 758	49 953
9008509000	Projector,Enlarge/Reducer,Oth Microfilm/Fiche/Form Whether/Not	31 875	159 338	55 247	428 988
9008902000	Part&Accessories For Image Projectorof Fotographic, Enlarge & Redi	52	1 960	4 170	20 092
9008909000	Part&Accessories For Image Projectoroth Of Fotographic, Enlarge &	667	3 067	32 164	140 527
9010100000	App & Equipment For Automaticallydevelope/Expose Photographic	27 996	116 494	72 336	363 064
9010501000	App For The Projec/Draw Of Circ Patternon Sensitized Substrates,Mi	4	12 965	353	115 350
9010509000	Oth App&Equip For Photograph Laboratorie(Inc Cinematographic); I	0	76	0	2 686
9010601000	Projection Screens Of 300 Inches Or More	31 130	307 808	90 287	1 556 955
9010609000	Projection Screens Of 300 Inches Or Less	1 185	138 325	26 406	542 205
9010901000	Parts&Accessores Of Apparatus&Equipmentsfor Automatically Deve	0	818	0	19 156
9010903000	Parts&Acc Of App For The Projection/Drawing Of Circuit Patterns Of	3	19	129	952
9010909000	Parts&Accessoris Of Other Apparatus&Equipment For Photographic:	57	12 638	33 341	241 864
9011100000	Stereoscopic Microscopes	2 915	22 562	7 501	532 273
9011200000	Oth Microscopes For Photomicrography, Cinephotomicrography Or	508	38 681	125 525	1 382 053
9011800000	Other Optical Microscopes	3 978	18 176	344 962	3 219 143
9011900000	Parts And Accessories Of Compoundoptical Microscopes	44	357	37 599	75 032
9012100000	Microscopes Oth Than Optical Microscope Diffraction Apparatus	262	25 454	27 369	1 748 578

**I.3. IMPOR MENURUT KOMODITI / IMPORT BY HS COMMODITY**

\*\*\* JULI/JULY 2014 \*\*\*

H S	Uraian Komoditi Commodity Description	Berat Bersih / Net Weight (Kg)		Nilai / Value C.I.F (US\$)	
		Bulan ini Current Month	Kumulatif Cum.Jan. to date	Bulan ini Current Month	Kumulatif Cum.Jan. to date
9012900000	Parts And Accessories For Microscopeoth Than Optical Microscope	186	1 483	3 386	214 421
9013100000	Telescopic Sights For Fitting To Armsperiscopes,Telescopes To Part C	0	1 037	0	6 899
9013200000	Lasers, Other Than Laser Diodes	2 807	18 346	253 023	3 670 731
9013801000	Optical Error Verifications&Repairapp For Pcb/Pwb&Pca	1 436	18 132	65 402	814 120
9013802000	Liquid Crystal Devices	7 609	67 306	1 043 021	10 324 051
9013809000	Other Devices, Appliances&Instrumentsof Other Optical Appliances	59 846	436 728	844 232	6 939 894
9013901000	Parts & Accessories Of Lasers Oth Thanlaser Diodes (Sub Head 9013:	301	1 314	25 977	103 810
9013905000	Parts&Accessories Of Liquid Crystaldevices (Sub Head 90138020)	0	711	0	22 495
9013906000	Parts & Accessories Of Goods Of Opticalerror Repair Apparatus For F	0	14	0	5 814
9013909000	Parts & Accessories Of Oth Than Goods OfLasers,Liquid Crystal,Oth C	8 527	79 678	484 389	3 853 200
9014100000	Direction Finding Compasses	2 468	40 169	6 540	1 051 409
9014200000	Instrum&Appl For Aeronautical/Spacenavigation (Other Than Comp:	891	44 856	105 142	1 024 245
9014801000	Oth Navigation Instrum&Appl Of Used Onship Work With An Autom	7 037	21 544	57 794	2 642 171
9014809000	Oth Navigation Instrum&Appl Of Oth Used On Ships	2 096	42 194	33 110	2 261 582
9014901000	Parts&Acc Of Navigation Instrum&App Ofon Ships,With Automatic C	0	17 432	0	1 864 183
9014909000	Parts & Accessories Of Other Navigationinstruments & Appliances	3 634	15 843	65 206	2 165 264
9015101000	Rangefinders Of Used In Photography Or Cinematography	7	193	96	32 209
9015109000	Rangefinders Other Than Of Used Inphotography Or Cinematograp	1 444	112 096	45 990	1 199 034
9015200000	Theodolites & Tachymeters (Tacheometers)	2 163	16 935	332 295	1 693 842
9015300000	Levels [Measuring Higher Of Ground]	4 151	50 064	33 784	509 237
9015400000	Photogrammetrical Surveying Instrumentsand Appliances	7 022	17 343	49 120	457 201
9015801000	Radio Sonde And Radio Wind Apparatus	72	18 394	215 564	1 854 176
9015809000	Other Instruments&Appliances Oth Thanradio Sonde And Radio Wir	9 769	167 630	1 746 924	16 614 066
9015900000	Parts & Accessories Of Surveyinginstruments & Appliances	20 047	215 495	3 212 418	23 294 939
9016000000	Balances Of A Sensitivity Of 5 Cg Orbetter, W/Without Their Weight:	6 229	118 835	259 197	2 084 316
9017101000	Plotters,Drafting Tables And Machines,Whether Not Automatic	1	26 422	109	201 162
9017109000	Drafting Tables And Machines,Whether Not Automatic Other Than F	3 354	32 069	172 223	729 983
9017201000	Rulers,Drawing,Marking Out,Ormathematical Calculating Instrumen	28 172	214 074	89 079	382 484
9017203000	App For The Project/Draw Of Circ Patternon Sens'Zed Subs'S For Mf	0	595	0	75 217
9017204000	Photo Plotters For The Manufactureof Pcb/Pwb	0	10	0	18 275
9017209000	Other Drawing,Marking-Out/Mathematical Calculating Instruments	70 525	531 588	113 685	1 249 989
9017300000	Micrometers, Callipers And Gauges	33 037	280 240	1 337 752	8 140 038
9017800000	Oth Instruments For Measuring Lengthfor Use In Hand, Rods And Ta	98 840	1 657 959	675 878	4 715 267
9017902000	Parts&Acc Of App For The Project/Draw Ofcirc Pattern,Sens Substra	25	1 943	8 693	131 508
9017903000	Parts&Acc Of Photoplotters For Themanuf Of Pcb/Pwb	0	584	0	29 388
9017904000	Parts&Accessories,Incl Printed Circuitsassemblies Of Other Plotters	18	199	1 884	25 695
9017909000	Parts & Accessories Of Oth Instrumentsfor Measuring Length For Us	2 063	66 422	51 573	623 983
9018110000	Electro-Cardiographs,Used In Medical	3 992	22 734	320 821	1 677 400
9018120000	Ultrasonic Scanning Apparatus,Used In Medical	4 794	51 239	1 112 939	8 520 380
9018130000	Magnetic Resonance Imaging Apparatusused In Medical	10 943	82 333	1 625 274	6 442 520
9018140000	Scintigraphic Apparatusused In Medical	33	2 664	11 502	257 238
9018190000	Other Electro-Diagnostic Apparatusused In Medical	8 895	77 540	653 172	6 167 973
9018200000	Ultra-Violet/Infra-Red Ray Apparatusused In Medical	892	9 979	165 134	969 230
9018311000	Disposable Syringes, With Or Withoutneedles	116 438	842 810	918 692	6 757 161
9018319000	Syringes, With/Without Needlesother Than Disposable Syringes	23 354	98 222	351 656	1 954 799
9018320000	Tubular Metal Needles And Needlesfor Sutures	39 005	254 698	508 074	3 703 761
9018391000	Catheters	42 573	313 319	1 649 529	9 478 160
9018399000	Cannulae And The Like	28 745	258 227	461 871	6 456 608
9018410000	Dental Drill Eng,Whether/Not Combinedon A Single Base With Oth I	57	492	32 990	126 074
9018490000	Oth Instruments And Appliances,Used In Dental Sciences	391	53 223	97 613	576 599
9018500000	Oth Ophthalmic Instruments&Appliances	5 105	24 159	1 656 170	6 684 439
9018902000	Intravenous Administration Set	83 615	743 832	1 460 457	10 668 288
9018903000	Electronic Instruments And Appliances,Used In Medical	592 004	4 696 618	4 719 994	24 506 563
9018909000	Other Instruments And Appliances,Used In Medical	142 271	1 689 434	4 628 183	40 283 355
9019101000	Electronic,Mechano-Therapy Appliancesmassage,Psycho Aptitude-T	5 443	40 699	38 592	431 084
9019109000	Mechano-Therapy Appliance Massage,Psycho Aptitude-Test Appara	48 811	385 049	306 288	3 644 642
9019200000	Ozone Therapy,Oxygen Therapy, Aerosoltherapy, Artificial Respirati	21 192	830 216	1 122 003	9 959 727
9020000000	Breath Appl,Gas Masks,Excl Protec Maskshave Neither Mech Part,Rt	2 734	209 018	134 194	2 849 234
9021100000	Orthopaedic Or Fracture Appliances	5 257	95 062	180 766	1 256 101
9021210000	Artificial Teeth,Orthopaedic Appliances	0	651	0	130 159
9021290000	Dental Fittings,Orthopaedic Appliances	7	769	2 478	54 821
9021310000	Artificial Joints,Orthopaedic Appliances	169	1 785	108 083	1 149 921
9021390000	Other Artificial Parts Of The Body	1 453	2 140	173 360	415 694
9021400000	Hearing Aids, Excluding Partsand Accessories	350	10 630	350 620	12 420 468

I.3. IMPOR MENURUT KOMODITI / IMPORT BY HS COMMODITY

\*\*\* JULI/JULY 2014 \*\*\*

HS	Uraian Komoditi Commodity Description	Berat Bersih / Net Weight (Kg)		Nilai / Value C.I.F (US\$)	
		Bulan ini Current Month	Kumulatif Cum.Jan. to date	Bulan ini Current Month	Kumulatif Cum.Jan. to date
9021500000	Pacemakers For Stimulating Heartmuscles,Excluding Parts&Accessor	0	2	0	7 609
9021900000	Oth Appl.Which Are Worn/Carried/Implanin The Body,To Compensa	10 037	102 641	8 275 949	60 389 909
9022120000	Computed Tomography Apparatus	62 628	124 123	1 062 622	5 691 309
9022130000	X-Ray App For Dental Uses	1 018	2 779	46 182	122 841
9022140000	X-Ray App For Medical,Surgical Orveterinary Uses	13 297	126 582	1 103 846	8 424 757
9022191000	X-Ray App For The Physical Inspectionof Solder Joints On Pcb/Pwb A	243	31 531	25 095	1 314 209
9022199000	X-Ray For Radiografi Or Radiotherapy Apparatus	8 132	27 733	287 304	1 058 224
9022290000	Alpha,Beta/Gamma Radiations,Forradiography Or Radiotherapy App	989	33 996	27 300	4 071 443
9022300000	X-Ray Tubes	302	2 678	101 381	895 698
9022901000	Parts&Acc Of X-Ray App For The Physicalinspection Of Solder Joints	178	2 184	100 019	549 511
9022909000	Part&Acc Oth Of X-Ray App For The Physicinspection Of Solder Joint	572	8 173	182 141	1 441 345
9023000000	Instruments App&Model,For Demonstrapurposes(In Education/Exhi	34 083	431 647	446 084	5 871 064
9024101000	Machines&Appliances For Testing Metals,Electrically Operated	9 341	133 082	213 825	3 986 895
9024102000	Machines&Appliances For Testing Metals,Not-Electrically Operated	375	3 415	15 815	254 109
9024801000	Oth Mach& Appliances For Testing Wood,Textiles,Paper,Plastics,Ele	77 994	222 852	1 491 652	7 733 989
9024802000	Oth Mach& Appliances For Testing Wood,Textiles,Paper,Plastic,Not	783	6 530	53 130	449 297
9024901000	Parts&Acc For Elect Operated Mach&Appfor Test Mechanical Prope	3 959	23 043	261 978	1 584 004
9024902000	Parts&Acc For Non Elect Operated Mach&App For Test Mechan Proj	1 329	2 189	61 392	147 650
9025110000	Thermometers&Pyrometers,Liquid Filled,For Direct Reading	13 024	63 233	89 600	465 702
9025191100	Thermometers&Pyrometers,Elect Operated,Temperature Gauges Fc	7 899	61 278	103 721	887 455
9025191900	Thermometers&Pyrometers,Elect Operated,Oth Temperature Gaug	13 597	146 951	535 437	5 387 277
9025192000	Thermometers&Pyrometers Notelectrically Operated	280	12 726	17 031	315 711
9025802000	Oth Instruments Of Oth Than Thermometers&Pyrometers, Electrical	12 670	750 652	515 648	5 686 058
9025803000	Oth Instruments Of Oth Than Thermometers&Pyrometers, Not Elect	10 686	67 968	42 527	723 906
9025901000	Parts&Acces Of Hidrometer,Termometer/Similar Instrument, Electri	14 993	111 893	261 143	1 965 640
9025902000	Parts&Acces Of Hidrometer,Termometer/Similar Instrument, Non El	15 313	49 549	429 104	1 158 102
9026101000	Level Gauges For Motor Vehicleselectrically Operated	8 970	86 832	232 086	2 164 072
9026102000	Level Gauges For Motor Vehiclesnot Electrically Operated	20 990	180 988	277 480	3 825 801
9026103000	Oth Measuring/Check The Flow/Level Of Liquid, Electrically Operate	42 743	313 075	2 288 406	15 186 155
9026109000	Oth Measuring/Check The Flow/Level Of Liquid,Not Electrically Ope	60 574	291 444	1 696 618	7 720 838
9026201000	Presure Gauges For Motor Vehicles,Electrically Operated	50 876	310 397	1 120 220	7 597 167
9026202000	Presure Gauges For Motor Vehicles, Not Electrically Operated	7 437	56 973	119 261	1 609 469
9026203000	Other Measuring/Checking Pressureinstruments, Electrically Operat	35 774	332 735	1 732 305	12 554 914
9026204000	Other Measuring/Checking Pressureinstruments,Not Electrically Ope	23 035	273 182	962 938	6 545 287
9026801000	Oth Instruments/App For Measuring/Checkthe Flow/Level/Press,Ele	38 396	393 014	1 563 005	11 451 212
9026802000	Oth Instruments/App For Measuring/Check,Flow/Level/Press,Not El	16 366	115 467	315 258	2 287 711
9026901000	Part&Acc For Electric Operate Instrument&App,Measure/Check The	32 159	208 909	2 019 587	13 315 648
9026902000	Part&Acc For Non Electric Operate Instru&App,Measure/Check The	23 546	1 331 308	267 692	14 046 864
9027101000	Gas/Smoke Analysis Apparatus, Electrically Operated	1 234	25 000	181 824	1 733 094
9027102000	Gas/Smoke Analysis Apparatus, Not Electrically Operated	8 214	47 853	1 832 181	7 194 670
9027201000	Chromatographs&Elektrophoresisinstruments, Electrically Operated	1 841	5 203	493 173	1 528 324
9027202000	Chromatographs&Elektrophoresisinstruments,Not Electrically Oper	2	39	113	17 813
9027301000	Spectro/Spectrophotometers&Spectrograph Use Optic Radiat,Elect	5 464	57 060	763 631	6 767 980
9027302000	Spectro/Spectrophotometers&Spectrograph Use Optic Radiat,Not E	2 796	14 119	775 274	3 769 886
9027501000	Oth Instrum&App Using Optic Radiations(Uv, Visible, Ir),Electrically	12 575	46 484	1 104 880	7 077 450
9027502000	Oth Instrum&App Using Optic Radiations(Uv, Visible, Ir),Not Electric	628	12 469	138 618	1 157 792
9027801000	Oth Instruments&App,Exposure Meters	25 418	193 518	418 403	6 828 732
9027803000	Oth Instruments&App Oth Thanexposure Meters,Electrically Operat	3 664	43 412	755 095	7 891 582
9027804000	Oth Instruments&App Oth Thanexposure Meters,Not Electric Opera	1 146	16 420	41 104	952 297
9027901000	Parts&Acc Incl Pca Of Head 9027,Oth Thanfor Gas/Smoke Analysis A	4 173	5 993	357 758	758 961
9027909100	Microtomes, Electrically Operated	659	32 930	106 484	892 219
9027909900	Microtomes,Not Electrically Operated	9 549	48 658	798 516	4 060 919
9028101000	Gas Meters Of A Kind Mounted Ingas Containers	35 391	132 912	480 975	2 699 042
9028109000	Other Gas Meters	445	63 078	43 057	1 360 939
9028202000	Liquid Meters, Water Meters	38 490	165 926	309 823	1 321 404
9028209000	Other Liquid Meters	1 278	10 150	8 580	251 221
9028301000	Electricity Meters,Kilowatt Hour Meters(Kwh)	6 141	63 895	317 831	2 183 318
9028309000	Other Electricity Meters	48 190	225 789	1 555 673	7 112 932
9028901000	Part&Accessories,Water Meter Housingsor Bodies	79 775	739 804	528 222	5 136 859
9028909000	Part&Accessories,Oth Water Meterhousings Or Bodies	42 227	790 818	456 838	13 157 187
9029102000	Taximeters	0	5 394	0	26 552
9029109000	Mileometers, Pedometers And The Like	21 675	577 647	885 152	4 871 591
9029201000	Speedometer For Motor Vehicles	40 639	396 359	687 581	7 237 683
9029202000	Tachometers For Motor Vehicles	26 061	253 275	646 960	5 939 903

**I.3. IMPOR MENURUT KOMODITI / IMPORT BY HS COMMODITY**  
**\*\*\* JULI/JULY 2014 \*\*\***

H S	Uraian Komoditi Commodity Description	Berat Bersih / Net Weight (Kg)		Nilai / Value C.I.F (US\$)	
		Bulan ini Current Month	Kumulatif Cum.Jan. to date	Bulan ini Current Month	Kumulatif Cum.Jan. to date
9029209000	Oth Speed Indicators&Tachometers; Stroboscopes	61 108	768 094	2 120 693	21 454 048
9029901000	Parts&Acc Of Revolution Counter&The Likeor Of Stroboscopes Of Su	8 682	120 476	105 823	2 030 876
9029902000	Parts And Accessories Of Othergoods Of Speed Indicators & Tachom	156 884	1 080 481	4 325 495	31 940 728
9030100000	Instruments & Apparatus For Measuring/ Detecting Ionising Radiatic	1 361	17 565	236 684	3 493 704
9030200000	Oscilloscope And Oscillographs	445	42 850	62 245	832 910
9030310000	Multimeters Without A Recording Device	12 285	94 667	199 194	2 438 107
9030320000	Multimeters With A Recording Device	26 236	51 763	139 721	602 517
9030331000	Instruments And Apparatus For Measuring/Check Voltage Without /	6 906	52 961	265 316	3 551 723
9030332000	Impedance-Measuring Instruments&Apparatus Designed To Provide	1 237	8 460	11 113	315 190
9030333000	Ammeters And Voltmeters For Motorvehicles Without A Record Dev	16 992	79 749	40 772	244 987
9030339000	Oth Instruments&Apparatus For Measuring/Check Voltage Without	15 992	155 605	264 362	4 087 638
9030390000	Oth Instruments&Apparatus For Measuring/Check Voltage With A R	7 816	41 057	120 680	1 689 937
9030400000	Other Instruments And Apparatus,Designed For Telecommunication	2 586	7 702	650 580	1 294 845
9030821000	Wafer Probers For Measuring/Checksemiconductor Wafers	42	232	7 352	29 741
9030829000	Oth Instrum&App For Measuring/Check Semiconductor Wafer/Devi	10	16 684	12 004	2 701 114
9030841000	Instruments & App With A Recording Formeasure/Check Elect Quan	1 718	21 866	49 002	1 761 356
9030849000	Oth Instru&App With A Record For Measure,Check Electrical Quanti	9 560	34 345	153 523	1 142 747
9030891000	Instru&App,W/O Recording Device For Goods Other Than Subheadir	3 715	6 264	6 872	182 936
9030899000	Oth Instruments & Apparatus,Withoutrecording Device	181 249	300 666	2 601 694	4 715 186
9030901000	Parts&Accessories Incl Pca Of Goodsgoods Of Subhead 903040 & 90	964	28 033	75 960	1 876 614
9030903000	Parts&Acc Of Optic Instrum&Appliance Formeasuring/Check Pcb/Pv	1 473	6 306	216 231	1 481 209
9030904000	Parts&Acc Of Instrum&App For Measure/Check Elect Quantities On	1 354	5 154	111 966	811 215
9030909000	Other Parts&Accessories Ofgoods Of Head 9030	5 426	1 094 067	637 964	19 463 502
9031101000	Machines For Balancing Mechanical Parts,Electrically Operated	55 001	359 783	394 285	6 811 260
9031102000	Machines For Balancing Mechanical Parts,Not Electrically Operated	6	18 887	79	794 188
9031201000	Test Benches, Electrically Operated	11 595	96 231	193 929	2 410 437
9031202000	Test Benches,Not Electrically Operated	199	4 488	34 650	201 334
9031410000	Oth Optic Instrum&Appl For Inspect Semiconduct Wafer/Device/Ph	9	5 728	12 271	138 304
9031491000	Optic Instrum&Appl For Measur Surfaceparticulate Contamination,S	1 820	3 627	404 283	810 313
9031492000	Optical Error Verification&Repair Appfor Pca/Pwb And Pca	0	12	0	1 552
9031493000	Optical Instrum&Appl For Measuring/Checking Pcb/Pwb&Pca	111	2 658	19 907	396 392
9031499000	Other Optical Instruments Andappliances For Other Purposes	15 416	90 340	1 578 443	8 006 805
9031801000	Cable Tester	562	24 589	39 291	2 472 142
9031809000	Oth Instruments,Appliances And Machines,Other Cable Tester	213 934	1 607 272	10 899 380	75 383 241
9031901100	Parts&Acc Incl Pca Of Optical Instrum&Appl,Inspect Semicon Wafer,	6 392	16 381	134 024	702 079
9031901200	Parts&Acc Of Optic Error Verific&Repairapparatus For Pcb/Pwb&Pca	137	790	9 288	91 822
9031901300	Parts&Acc Of Oth Optic Instruments&Appl,Measuring/Chek Pcb/Pw	2 884	28 811	89 173	1 331 301
9031901900	Oth Parts&Acc Oth Than Inspect Wafer/Repair/Measure Pcb,Pwb,Pv	16 055	210 608	791 127	10 299 863
9031902000	Oth Part&Acc For Measure/Chek Instrumentappliance&Mach,Not El	3 095	16 863	235 383	1 005 797
9032101000	Thermostats, Electrically Operated	71 325	835 293	856 115	15 147 928
9032102000	Thermostats, Not Electrically Operated	4 664	75 139	91 507	967 740
9032201000	Manostats, Electrically Operated	880	9 441	75 661	573 889
9032202000	Manostats, Not Electrically Operated	9 096	20 229	37 455	196 757
9032810000	Hydraulic Or Pneumatic	25 092	560 842	570 432	5 605 642
9032891000	Instru&App,Automatic Data Process Machfor Controll,Cargo Handlir	70 850	809 701	1 763 826	19 192 328
9032892000	Automatic Instrum&App For Controllchem/Elec-Chem Solutions In P	753	12 568	33 809	322 458
9032893100	Automatic Regulating Voltage Units(Stabilizers),Electrically Operate	74 529	658 832	138 793	1 627 540
9032893900	Instrument&Apparatus Oth Than(Stabilizers),Electrically Operated	55 905	533 594	2 522 501	20 725 105
9032899000	Oth Automatic Regulating/Controllinstrum&App Not Electrically Ope	191 705	1 705 783	7 496 392	78 146 714
9032901000	Parts&Accessories Of Automatic Dataprocess Mach,Cargo Handl Syt	1 045	2 302	43 688	153 425
9032902000	Part&Acc Automatic Instr&App, Controllchem/Elec-Chem Solutions	0	768	0	19 245
9032903000	Part&Acc Automatic, Regulating/Controllinstruments&Apparatus,El	15 767	64 018	289 872	1 758 729
9032909000	Part&Acc Automatic, Regulating/Controllinstruments&Apparatus,Nc	47 030	403 437	1 624 552	18 728 596
9033001000	Parts&Acc For Mach,Appl,Instrum Ofchap 90 For Electric Operated E	27 207	229 299	871 652	6 533 689
9033002000	Parts&Acc For Mach,Appl,Instrum Ofchap 90 For Not Electric Operat	24 472	224 186	410 425	5 253 815
9101110000	Wrist-Watch Of Metal,W/Not Stopwatchw/ Mech Display Only,Elect	0	659	0	569 608
9101190000	Wrist-Watch Of Metal,W/Not Stopwatchoth W/ Mech Display Only,	51	677	3 488	293 916
9101210000	Oth Wrist-Watch,Whether/Not Stopwatchw/ Automatic Winding Of	0	27	0	36 576
9101290000	Oth Wrist-Watch,Whether/Not Stopwatchoth Than Automatic Wind	681	15 336	13 078	204 957
9101910000	Pocket-Watch&Oth Watch Inc Stopwatch Ofmetal Or Precious Meta	0	861	0	1 361
9101990000	Pocket&Oth Watch Inc Stopwatch Of Metal/Of W/ Precious Metal,I	789	10 136	6 216	448 954
9102110000	Wrist-Watch,Whether/Not Stopwatchw/ Mech Display Only,Elect O	19 906	112 437	1 864 059	7 125 833
9102120000	Wrist-Watch,Whether/Not Stopwatchw/ Opto-Elect Display Only,Ek	29	2 130	3 307	302 420
9102190000	Wrist-Watch,Whether/Not Stopwatchoth Than Mech&Opto,Elect O	70 348	707 433	173 229	2 300 751

I.3. IMPOR MENURUT KOMODITI / IMPORT BY HS COMMODITY

\*\*\* JULI/JULY 2014 \*\*\*

HS	Uraian Komoditi Commodity Description	Berat Bersih / Net Weight (Kg)		Nilai / Value C.I.F (US\$)	
		Bulan ini Current Month	Kumulatif Cum.Jan. to date	Bulan ini Current Month	Kumulatif Cum.Jan. to date
9102210000	Oth Wrist-Watch,Whether/Not Stopwatchw/ Automatic Winding	425	6 314	230 423	1 016 131
9102290000	Oth Wrist-Watch,Whether/Not Stopwatchoth Than Automatic Wind	55 389	517 260	448 134	5 360 503
9102911000	Stop-Watches, Electrically Operated	3 339	14 253	6 725	52 388
9102919000	Pocket-Watch&Oth Watch, Electricallyoperated	3 738	6 954	243 945	415 123
9102990000	Pocket-Watch&Oth Watch Inc Stopwatchnot Electrically Operated	52 172	375 206	229 571	7 406 468
9103100000	Clocks With Watch Movements,Excl Clocks Ofh9104 Elect Operated	50	644	47	705
9103900000	Clocks With Watch Movements,Excl Clocks Ofh9104 Not Elect Oper	703	50 831	1 091	220 604
9104001000	Instrument Panel Clocks & Clocks Ofa Similar Type, For Vehicles	894	14 671	88 784	849 232
9104002000	Instrument Panel Clocks & Clocks Ofa Similar Type, For Aircraft	0	2	0	1 884
9104003000	Instrument Panel Clocks & Clocks Ofa Similar Type, For Vessels	0	875	0	2 059
9104009000	Instrument Panel Clocks & Clocks Ofa Similar Type, For Spacecraft	4	424	112	13 213
9105110000	Alarm Clocks, Electrically Operated	5 216	37 020	15 946	114 867
9105190000	Alarm Clocks,Not Electrically Operated	22 825	309 356	80 258	660 817
9105210000	Wall Clocks, Electrically Operated	22 578	170 441	113 676	701 348
9105290000	Wall Clocks, Not Electrically Operated	24 584	164 598	105 583	557 038
9105911000	Marine Chronometers,Electrically Operated	0	237	0	867
9105919000	Oth Clocks, Oth Than Marine Chronometerselectrically Operated	5 181	17 776	16 048	45 203
9105990000	Oth Clocks, Oth Than Marine Chronometersnot Electrically Operate	9 034	91 476	15 049	586 190
9106100000	Time-Registers,Time-Recorders	4 053	55 557	48 616	423 037
9106901000	Parking Meters	786	20 346	4 013	79 160
9106909000	Oth Time Of Day Recording&Measuring Appoth Than Parking Meter	11 891	96 786	103 924	1 070 974
9107000000	Time Switches With Clock/Watchmovement/With Synchronous Mot	7 723	234 227	126 987	2 153 693
9108110000	Watch Move Comp&Assem W/Mechanical Display Only, Electrically	7	30	169	2 825
9108120000	Watch Move Comp&Assem W/Opto Elect Display Only, Electrically C	0	12	0	6 286
9108190000	Watch Move Comp&Assem Oth Thanmechanical,Opto-Elect, Elect C	0	35	0	4 324
9108900000	Oth Watch Movements Complete Andassembled	0	4 175	0	6 543
9109100000	Clock Movements,Complete Andassembled, Electrically Operated	1 080	36 676	50 103	208 524
9109900000	Clock Movements,Complete Andassembled,Not Electrically Operate	267	13 974	600	38 256
9110110000	Complete Movements,Unassem/Partly Assem(Movement Sets) Of V	5 663	77 525	19 254	432 431
9110120000	Incomplete Movements, Assembled Of Watches	0	7 003	0	16 231
9110190000	Rough Movements Of Watches	712	712	1 280	1 280
9110900000	Oth Complete Watch Or Clock Movements	584	32 969	1 050	46 904
9111200000	Watch Cases Of Base Metal, Whether Or Not Gold/Silver-Plated	24	86	220	830
9111800000	Other Watch Cases	16	6 192	157	11 979
9111900000	Parts Of Watch Cases	0	190	0	2 881
9112200000	Clock Cases And Cases Of A Similartype For Other Goods Of This Cha	1 571	41 715	16 742	131 694
9112900000	Part Of Clock Cases&Cases Of A Similartype For Other Goods Of This	0	2 432	0	16 382
9113100000	Watch Straps,Bands&Bracelets Of Preciousmetal/Of Metal Clad W/	739	6 630	11 434	89 819
9113200000	Watch Straps,Bands&Bracelets Of Basemetal,Whether Or Not Gold/	45	547	2 578	28 908
9113900000	Oth Watch Straps,Bands&Braceletsand Parts Thereof	1 881	32 529	24 410	294 235
9114100000	Springs, Including Hair-Springsof Clock Or Watch Parts	653	1 333	2 235	39 323
9114300000	Dials Of Clock Or Watch Parts	261	4 596	430	12 075
9114400000	Plates And Bridges Of Clock/Watch Parts	115	11 724	6 522	82 489
9114900000	Oth Clock Or Watch Part Oth Than Spring,Hair Springs,Dials,Plate&B	5 198	79 433	19 732	159 649
9201100000	Upright Pianos	9 097	121 124	26 721	239 038
9201200000	Grand Pianos	13 536	25 484	186 827	313 742
9201900000	Oth Pianos,Incl Automatic Pianosharpsichord&Oth Keybrd String Ins	0	129 308	0	182 013
9202100000	String Musical Instrument(Violins,Harps), Played With A Bow	7 083	23 624	63 713	369 594
9202900000	Oth String Musical Instruments(Guitars)Not Played With A Bow	22 618	133 638	212 729	1 612 512
9205100000	Brass-Wind Instruments	7 303	21 280	118 893	271 265
9205901000	Keyboard Pipe Organ,Harmonium&Similarkeyboard Instruments W/	19 390	59 569	30 844	102 923
9205909000	Other Wind Musical Instruments	48 389	573 983	110 943	1 219 698
9206000000	Percussion Musical Instruments(Exp, Drm,Xylophones,Cymbals,Cast.	34 744	595 630	343 515	2 387 730
9207100000	Keyboard Instruments,Oth Than Accordions	57 749	191 139	477 918	1 753 383
9207900000	Oth Musical Instruments,The Sound Isproduced Must Be Amplified,I	20 227	168 651	55 757	738 353
9208100000	Musical Boxes	12 541	53 359	34 905	347 556
9208901000	Decoy Calls,Whistles,Call Horns &Othmouth Blown Sound Signalling	3 624	12 140	8 789	128 281
9208909000	Fairground,Mech Street Organ,Sing Bird,Musical Saw,Oth Musical In	756	17 621	724	52 769
9209300000	Musical Instrument Strings	6 556	133 442	163 433	2 056 510
9209911000	Part&Accessories, Strung Backs,Keyboards& Metal Frames For Upric	22 005	1 140 909	102 632	2 291 868
9209919000	Other Parts And Accessories For Pianos	424 828	4 226 203	4 691 916	34 915 294
9209920000	Parts & Accessories For The Musicalinstrument Of String Musical Ins	96 815	577 559	1 445 633	8 442 687
9209940000	Parts&Acc,The Music Instrument Of Soundof Which Is Prod/Must Be	180 080	1 491 399	3 317 479	29 527 848
9209990000	Parts & Accessories For Oth Musicalinstruments	49 127	394 598	1 972 470	14 361 415

### I.3. IMPOR MENURUT KOMODITI / IMPORT BY HS COMMODITY

\*\*\* JULI/JULY 2014 \*\*\*

H S	Uraian Komoditi Commodity Description	Berat Bersih / Net Weight (Kg)		Nilai / Value C.I.F (US\$)	
		Bulan ini	Kumulatif	Bulan ini	Kumulatif
		Current Month	Cum.Jan. to date	Current Month	Cum.Jan. to date
9301100000	Artillery Weapons(Guns,Howitzer&Mortars)	0	183 230	0	76 535 596
9301200000	Rocket Launchers;Flame-Throwers;Grenadelaunchers;Torpedo Tubes&	0	499	0	50 030
9301900000	Oth Military Weapons,Oth Than Revolvers,Pistols & The Arms Of He	0	9 606	0	8 151 132
9302000000	Revolvers And Pistols, Other Than Thoseof Heading 9303/9304	357	5 481	396 607	3 960 332
9303900000	Oth Firearm&Similar Device Which Operateby The Firing Of An Expl	0	164	0	29 236
9304001000	Air Guns,Operating At Pressureof Less Than 7 Kg	0	50	0	364
9304009000	Oth Arms(Spring,Air/Gas Guns&Pistols)Excluding Those Of Heading '	214	1 852	10 896	160 597
9305100000	Parts And Accessories Of Revolvers Orpistols	0	48	0	28 760
9305200000	Parts And Accessories Of Shotguns Orrifles Of Heading 9303	49	286	1 010	14 439
9305911000	Parts&Accessories Of Military Weapons Of Heading 9301 Of Leather	0	9	0	153
9305919000	Parts&Acc Of Military Weapons Of Head 9301,Of Oth Than Leath/Ti	0	1 357	0	1 166 303
9305991900	Part&Acc Of Goods Of Oth Arm Of Head 93040090 Of Oth Than Leat	0	1 485	0	30 680
9305999900	Parts And Accessories Of Revolver&Pistolof Heading 9302 Of Oth Le	0	4 023	0	444 211
9306210000	Cartridges	0	25 371	0	5 593 924
9306290000	Parts Of Cartridges, Gun Pellets	1 297	14 096	18 142	113 763
9306301900	Oth Cartridges Oth Than 22 CalibreCartridges Of Heading 9302	2 080	2 080	136 848	136 848
9306302000	Cartridges For Riveting/Similar Tool/Forcaptive-Bolt Humane Killer&	0	110	0	11 660
9306309900	Oth Cartridges Oth Than 22 CalibreCartridges Of Oth Heading 9302	0	414	0	103 843
9306900000	Bombs,Grenades,Torpedoes,Mines,Missiles,Similar Munitions Of W;	0	42 786	0	3 146 114
9401100000	Seats Of A Kind Used For Aircraft	0	36 919	0	1 863 235
9401201000	Seats Of A Kind Used For Motor Vehiclesof Heading 8702/8703/870	5 303	132 818	75 559	2 410 942
9401209000	Seats Of A Kind Used For Motor Vehiclesoth Than Of Heading 8702/	6 762	71 964	80 762	648 999
9401300000	Swivel Seats With Variable Heightadjustment	200 797	3 099 968	848 220	9 377 487
9401400000	Seats Oth Than Garden Seats/ Campingequipment,Convertible Intc	19 720	323 558	59 841	994 146
9401510010	Seat Of Rattan	1 407	1 461	3 348	5 861
9401510020	Seat Of Bamboo	11	11	97	97
9401590000	Seat Of Cane,Osier Or Similar Material	497	11 321	4 763	24 051
9401610000	Oth Seats,With Wooden Frames,Upholstered	382 077	3 124 741	1 288 410	11 465 187
9401690010	Oth Seats,With Wooden Frames,Combinedwith Rattan	0	2 176	0	8 622
9401690090	Oth Seats,With Wooden Frames,Combinedwith Other Than Rattan	60 348	335 673	290 141	1 468 622
9401710000	Other Seats, With Metal Frames, Upholste	483 414	4 663 228	1 287 427	13 999 658
9401790010	Other Seats, With Metal Frames,Combinedwith Rattan	1 580	7 834	1 717	15 630
9401790090	Other Seats, With Metal Frames,Combinedwith Other Than Rattan	422 874	3 683 006	799 726	8 139 908
9401800000	Oth Seats(Oth Than Those Of Head 9402)	144 043	2 093 579	435 869	7 621 488
9401901000	Parts Of Aircraft Seats (Head 94011000)	43 624	198 551	107 945	373 063
9401903100	Headrest Stiffeners For Seats Ofsubheading 94012010,	27 832	173 451	406 463	1 980 639
9401903900	Parts Of Other Seats	693 664	5 523 193	5 326 360	43 819 197
9401904000	Parts Of Seats Of Subheading 94013000	102 774	459 375	309 181	1 915 183
9401909200	Parts Of Seats Of Plastics	420 698	1 599 526	385 742	1 506 185
9401909900	Parts Of Seats Of Other Than Plastics	578 530	4 057 793	1 837 505	13 541 072
9402101000	Medis Furniture,Dentists Chair & Partsthereof	27 668	169 415	514 254	2 014 629
9402103000	Medis Furniture,Barbers Chairs&Similarchairs Thereof & Thereof	13 979	116 095	48 840	325 858
9402109000	Other Dentists,Barbers Or Similar Chairsof Medis Furniture	332	61 230	11 666	450 021
9402901000	Furniture Designed For Medical,Surgical/Veterinary Purposes&Parts	59 369	572 936	445 268	4 506 910
9402909000	Oth Furniture Designed For Medical,Surgical/Veterinary Purpose&P;	9 782	112 351	55 647	750 843
9403100000	Metal Furniture Of A Kind Used In Office	562 820	4 760 699	1 108 818	9 336 436
9403201000	Oth Metal Furniture, Fume Cupboards	158 601	656 303	176 815	980 128
9403209000	Oth Metal Furniture, Other Thanfume Cupboards	1 072 775	13 044 906	1 714 890	23 417 418
9403300000	Wooden Furniture Of A Kindused In Offices	321 518	3 301 335	587 281	5 565 493
9403400000	Wooden Furniture Of A Kind Usedin The Kitchen	145 348	1 089 353	154 589	1 555 901
9403500000	Wooden Furniture Of A Kind Usedin The Bedroom	696 608	7 371 692	995 357	11 360 207
9403601000	Oth Wooden Furniture,Fume Cupboard	11 646	39 171	21 393	66 342
9403609000	Oth Wooden Furniture,Oth Thanfume Cupboard	1 033 692	8 813 306	1 855 237	15 624 334
9403701000	Furniture Of Plastics For Baby Walker	0	86 371	0	206 095
9403702000	Furniture Of Plastics For Fume Cupboard	33	682	118	3 426
9403709000	Furniture Of Plastics Oth Than Forbaby Walker,Fume Cupboard	230 631	2 080 932	591 446	5 067 699
9403810010	Bedroom, Dining Room Or Living Room Setsof Rattan	16	59	138	2 485
9403810020	Bedroom, Dining Room Or Living Room Setsof Bamboo	10	17 983	81	11 856
9403810030	Furniture,Of Kind Used In Parksgardens/Vestibules Of Rattan/Bambu	860	860	969	969
9403810090	Other Furniture Of Bamboo Or Rattan	900	2 695	4 052	14 390
9403891000	Other Furniture Of Other Materials,Fume Cupboards	0	5 028	0	11 588
9403899010	Bedroom, Dining Room/Livingroom Sets Of Other Materials	79 905	392 255	68 726	387 537
9403899020	Oth Furniture Of A Kind Used In Parks,Garden/Vestibules Of Oth Ma	0	1 325	0	2 463
9403899090	Other Furniture Of Cane, Osier, Bambooor Similar Materials	24 384	170 015	70 317	287 384



I.3. IMPOR MENURUT KOMODITI / IMPORT BY HS COMMODITY

\*\*\* JULI/JULY 2014 \*\*\*

HS	Uraian Komoditi Commodity Description	Berat Bersih / Net Weight (Kg)		Nilai / Value C.I.F (US\$)	
		Bulan ini Current Month	Kumulatif Cum.Jan. to date	Bulan ini Current Month	Kumulatif Cum.Jan. to date
9403901000	Part Of Baby Walkers Of Furnitureof Platic (Sub Heading 94037010)	481	5 137	8 924	65 932
9403909000	Parts Of Other Furniture	394 555	3 082 663	1 162 294	7 459 177
9404100000	Mattress Supports	57 124	387 151	71 060	712 493
9404210000	Mattresses Of Cellular Rubber Orplastics, Whether Or Not Covered	25 467	188 541	122 364	697 514
9404291000	Mattress Springs Of Other Materials	21 077	451 045	78 651	1 985 707
9404292000	Mattress Of Hyperthermia Orhyphothermia Type Of Oth Materials	0	564	0	1 161
9404299000	Mattress Of Other Materials	204 916	1 438 228	455 082	2 584 351
9404300000	Sleeping Bags	7 512	22 319	69 094	163 522
9404901000	Quilts,Bedsreads & Mattress Protectors	29 141	180 277	50 303	390 953
9404909000	Other Articles Of Bedding&Similar Furnishing	84 895	573 622	479 013	3 019 390
9405102000	Lamps For Operating Rooms	396	1 852	2 820	36 571
9405103000	Spotlight	50 051	298 002	184 127	1 301 043
9405104000	Fluorescent Lamps And Lighting Fittings	159 414	1 105 750	917 720	7 642 217
9405109000	Oth Chandeliers&Oth Elec Ceiling/Wallighting Fitting	94 813	1 078 033	1 194 020	10 113 677
9405201000	Lamps For Operating Rooms	3 233	27 084	339 807	1 360 242
9405209000	Lamps Of Electric Table,Desk, Bedside/Floor-Standing Lamps	192 068	1 119 666	664 202	4 228 141
9405300000	Lighting Sets Of A Kind Used Forchristmas Trees	5 804	70 529	4 971	97 029
9405402000	Searchlights	954	90 661	8 911	321 066
9405404000	Oth. Electr Lamps Of Spotlights	49 983	423 774	321 036	2 965 683
9405405000	Oth Electr Lamps,Of A Kind Used Forlighting Public Openspace/Thor	178 229	1 243 619	2 222 568	15 795 209
9405406000	Other Exterior Lighting	39 477	286 517	148 162	1 891 550
9405407000	Non-Flashing Aerodrome Beacons;Lamps Forrailwayloc.Aircraft,Ship	9 775	73 570	80 429	535 123
9405408000	Pilot Lamp With Fitting For Electro-Thermic Domestic Applic Of Hear	243	20 063	8 380	142 140
9405409100	Fibre Optic Headband Lamps Of Kinddesigned For Medical Use	0	626	0	11 346
9405409900	Other Lighting Fittings	217 348	1 160 809	1 267 844	8 261 691
9405501100	Non Elect. Lamps Of Oil-Burning, Of Brasfor Religious Rites	874	27 723	492	21 958
9405501900	Other Non Elect. Lamps Of Oil-Burning	25 029	240 459	62 642	900 494
9405504000	Hurricane Lamps	3 733	14 661	12 426	54 355
9405509010	Non Elect Lighting Fittings Of Plastics,Stone, Ceramics, Glass	0	8 228	0	49 450
9405509090	Other Non Elect Lighting Fittings	11 847	95 281	28 197	463 800
9405601000	Warning Signs, Street Name Signs, Road &Traffic Signs	9 569	23 861	30 698	153 191
9405609000	Others Illuminated Signs	37 672	308 790	383 315	4 314 000
9405911000	Parts Of Glass For Lamps For Operatingroom	0	2	0	20
9405912000	Parts Of Glass For Spotlights	572	906	4 492	22 161
9405914000	Parts Of Globes And Chimneys	4 396	13 509	7 626	30 665
9405915000	Parts Of Glass For Searchlights	0	512	0	16 331
9405919000	Other Parts Of Glass	57 697	876 851	232 471	3 225 568
9405922000	Parts Of Plastics For Spotlights	0	10 018	0	17 424
9405929000	Other Parts Of Plastics	15 853	254 733	69 437	1 666 782
9405991000	Parts Lampshades Of Textile Material	12	11 913	528	109 668
9405992000	Parts Lampshades Of Other Material	17 646	115 444	109 848	702 973
9405993000	Parts Of Lamp Of Subheading 9405.50.11Or 9405.50.19	5 257	13 414	188 205	1 510 973
9405994000	Parts For Searchligts Or Spotlights	23	23 992	2 746	140 536
9405999000	Other Parts	183 166	1 161 793	3 684 133	7 548 382
9406001100	Greenhouses Fitted With Mechanical/Thermal Equipment Of Plastic	0	5 070	0	9 851
9406001900	Greenhouses Fitted With Mechanical/Thermal Equipment Oth Plasti	0	426 415	0	1 399 977
9406009200	Other Prefabricated Buildings Of Wood	42 666	66 545	62 827	263 848
9406009400	Other Prefabricated Buildings Of Iron/Steel	2 440 293	11 800 083	8 310 972	32 439 979
9406009500	Oth Prefabricated Buildings Of Plastics/Of Aluminium	16 367	468 518	21 935	1 984 041
9406009600	Oth Prefabricated Buildings Of Concrete/Of Artificial Stone	0	72	0	176
9406009900	Oth Prefabricated Buildings Oth Of Wood,Iron, Plastics, Aluminium,	1 295 498	16 860 343	2 383 258	27 818 858
9503001000	Tricycles, Scooters, Pedal Cars Andsimilar Wheeled Toys; Dolls Carri	52	1 469 480	2 306	4 633 685
9503002100	Dolls, Whether/Not Dressed	522	227 448	4 741	859 773
9503002200	Garments And Garments Accessories;Footwear And Headgear Of Dc	576	13 718	24 473	433 474
9503002900	Other Parts And Accessories For Dolls	7 528	45 427	355 812	1 433 934
9503003000	Electric Trains Toys, Includ Tracks,Signals And Other Accessories The	1 475	174 930	3 734	908 052
9503004010	Reduces Size Model Aircraft Assemblykits, Working Or Not	0	28 961	0	392 961
9503004090	Oth Reduced Size ("Scale") Models Andsimilar Recreational Models	175	793 749	13 356	7 880 343
9503005000	Other Construction Sets & Constructionaltoys, Of Materials Other Tf	0	739	0	5 887
9503006000	Stuffed Toys Representing Animals Ornon-Human Creatures	18	61 266	73	792 077
9503007000	Puzzles Of All Kinds	0	29 270	0	143 469
9503009100	Numerical/Alphabetical/Animal Blocks Orcut-Out; Word Builders/M	2 381	193 353	23 670	847 824
9503009200	Skipping Ropes	0	13 560	0	53 073
9503009300	Marbles	0	3 449 449	0	907 805

## I.3. IMPOR MENURUT KOMODITI / IMPORT BY HS COMMODITY

\*\*\* JULI/JULY 2014 \*\*\*

H S	Uraian Komoditi Commodity Description	Berat Bersih / Net Weight (Kg)		Nilai / Value C.I.F (US\$)	
		Bulan ini Current Month	Kumulatif Cum.Jan. to date	Bulan ini Current Month	Kumulatif Cum.Jan. to date
9503009900	Other Toys Or Parts	16 967	4 682 209	162 084	22 781 078
9504202000	Tables For Billiards Of All Kinds	33 734	45 696	20 027	36 766
9504203000	Billiard Chalks	0	7 603	0	28 546
9504209000	Oth Articles & Accessories For Billiardsof All Kinds	4 444	145 500	18 490	203 976
9504301000	Pintables Or Slot Machines, Operated Bycoins And By Oth Means O	3 118	11 529	24 000	60 373
9504302000	Parts Of Oth Games Of Wood, Paper Orplastics	0	15	0	479
9504309000	Other Games, Operated By Coins And Byoth Means Of Payment	140 010	661 925	657 911	4 255 278
9504400000	Playing Cards	343 951	2 820 359	135 595	1 545 360
9504500000	Video Games Consoles And Machines,Oth Than Those Sub Heading '	37 469	181 929	355 921	2 351 852
9504901000	Bowling Requisites Of All Kind	22 799	25 746	12 575	17 560
9504902000	Darts And Parts And Accesories Therefor	805	4 657	1 209	15 587
9504903100	Tables Designed Fo Use With Casino Game	0	3	0	204
9504903900	Other Gambling Equipment & Paraphernaliaequipment	68	7 210	88	5 250
9504909200	Tables Designed For Game Of Wood/Plasticnot Gambling Equipmen	768	15 416	1 187	31 151
9504909300	Tables Designed For Games Not Of Wood/Plastics, Not Gambling Eq	7 623	24 167	37 145	93 479
9504909400	Other Table Disigned For Games Of Wood/Plastics	0	31 181	0	32 128
9504909900	Other Table Designed For Games Not Wood/Plastics	521	120 428	956	405 536
9505100000	Articles For Christmas Festivities	36 530	160 663	88 325	299 494
9505900000	Festive,Carnival/Oth Entertn.Articlesincl Conjuring Tricks & Novelty .	61 387	430 695	108 405	941 385
9506190000	Other Snow-Ski Equipment	0	39 104	0	180 491
9506210000	Sailboards	3 217	5 951	17 864	31 486
9506290000	Oth Water-Skis, Surf-Boards, Sailboards& Oth Water-Sport Equipme	13 628	94 695	74 585	1 120 340
9506310000	Golf Clubs, Complete	4 259	40 065	95 664	2 807 376
9506320000	Balls For Golf	1 429	43 475	35 314	724 723
9506390000	Other Golf Equipment	2 168	21 179	6 330	114 738
9506401000	Tables Tennis	32 270	734 870	49 234	1 227 764
9506409000	Oth Articles & Equip For Table-Tennis	21 220	245 454	29 766	772 532
9506510000	Lawn-Tennis Rackets, Whether/Not Strung	4 601	27 156	5 695	447 296
9506590000	Badminton Or Similar Rackets, Whether/Not Strung	58 539	442 368	156 443	1 371 330
9506610000	Lawn-Tennis Balls	2 068	77 435	1 652	210 969
9506620000	Inflatable Balls	38 719	248 962	246 283	2 201 948
9506690000	Other Balls	22 746	137 719	85 680	510 775
9506700000	Ice Skates &Roller Skates, Incl Skatingboots With Skates Attached	13 419	215 215	76 531	617 930
9506910000	Artic And Equip For General Physicsexercise, Gymnastics Or Athletic	596 157	4 903 759	2 071 029	16 338 333
9506990010	Bows And Arrows For Archery; Crossbows	14	2 284	605	31 826
9506990020	Nets, Cricket Pads And Shin Guards	11 931	104 611	20 382	319 717
9506990030	Shuttlecocks	188	32 124	479	132 412
9506990090	Other Articles And Equipment For Generalphysical Exercise	91 869	480 792	256 181	2 705 022
9507100000	Fishing Rods	90 141	494 076	385 728	2 891 326
9507200000	Fish-Hooks, Whether/Not Snelled	42 691	461 583	343 561	2 853 058
9507300000	Fishing Reels	46 508	377 096	192 711	1 378 726
9507900000	Oth Fishing Rods,Hooks/Reels,Oth Heading92.08/97.05	14 336	91 136	68 805	953 004
9508100000	Travelling Circuses And Travellingmenageries	0	8 990	0	59 962
9508900000	Roundabouts,Swings,Shooting Galleries&Oth Fairground Amusemer	35 219	541 347	202 703	4 051 909
9601901010	Worked Mother-Of Pearl/Tortoise- Shell &Articles Of The Foregoing	0	147	0	22 765
9601909900	Other Ornamental Article	1	93	24	4 067
9602001000	Gelatin Capsules For Pharmaceuticalproducts	11 048	60 259	308 098	1 661 376
9602009000	Oth Worked Veget/Minerl Carving Material&Articles Of These Mate	9	24 143	248	112 960
9603101000	Brushes Consisting Of Twig/Oth Vegetablenaterials Bound Together	52 830	150 415	74 636	304 353
9603102000	Brooms Consisting Of Twig/Oth Vegetablenaterials Bound Together	278	60 080	229	46 296
9603210000	Tooth Brushes, Incl Dental-Plate Brushes	169 631	1 018 693	1 524 266	8 371 333
9603290000	Shaving Brushes,Hair Brush,Nail Brush,Eyelash &Oth Brush For Use (	17 389	248 956	112 308	1 289 722
9603300000	Artists' Brushes,Writing Brush &Similarbrushes For The Application (	35 559	369 961	243 714	1 693 546
9603400000	Paint,Distemper, Varnish/Similar Brushes Oth Than 9603.30: Paint P	276 870	2 208 424	390 159	3 047 253
9603500000	Oth Brushes Constituting Part Of Machine, Appliances Or Vehicles	56 081	284 204	281 453	2 041 299
9603901000	Prepared Knots And Tufts For Broom Orbrush Making	84 430	345 459	94 620	474 199
9603902000	Hand-Operated Mechanical Floor Sweepers,Not Motorised	29 733	199 025	128 364	742 484
9603904000	Other Brushes	216 823	1 276 439	434 496	2 624 565
9603909000	Mops And Feather Dusters; Squeegees (Oththan Roller Squeegees)	550 241	4 777 503	1 099 488	10 287 842
9604001000	Hand Sieves And Hand Riddles Of Metal	33	963	4 815	17 982
9604009000	Hand Sieves And Hand Riddles Of Othermaterial	62	16 948	8 294	66 533
9605000000	Travel Sets For Personal Toilet, Sewingor Shoe Or Clothes Cleaning	10 388	45 674	36 708	266 063
9606101000	Press-Fasteners, Snap-Fasteners Andpress-Studs And Part Therefor (	13 996	99 834	194 218	1 787 235
9606109000	Press-Fasteners, Snap-Fasteners Andpress-Studs And Part Therefor (	28 098	369 881	511 267	5 155 046

I.3. IMPOR MENURUT KOMODITI / IMPORT BY HS COMMODITY

\*\*\* JULI/JULY 2014 \*\*\*

HS	Uraian Komoditi Commodity Description	Berat Bersih / Net Weight (Kg)		Nilai / Value C.I.F (US\$)	
		Bulan ini Current Month	Kumulatif Cum.Jan. to date	Bulan ini Current Month	Kumulatif Cum.Jan. to date
9606210000	Buttons Of Plastics, Not Covered Withtextile Material	176 021	1 247 636	1 848 971	18 336 485
9606220000	Buttons Of Base Metal, Not Covered Withtextile Material	63 119	767 671	748 872	10 909 139
9606290000	Other Buttons	56 829	704 939	744 035	8 355 727
9606301000	Button Moulds & Other Parts Of Buttons;Button Blanks, Of Plastics	3 261	24 791	85 706	598 041
9606309000	Button Moulds & Other Parts Of Buttons;Button Blanks, Of Other M.	2 031	45 068	36 311	631 976
9607110000	Slide Fasteners Fitted With Chain Scoopsof Base Metal	119 774	943 177	1 480 611	12 690 751
9607190000	Other Slide Fasteners	292 922	2 597 576	3 455 804	32 735 213
9607200000	Parts Of Slide Fasteners	179 600	2 109 895	1 550 453	15 731 251
9608101000	Ball Point Pens Of Plastics	87 007	520 983	266 195	1 695 822
9608109000	Ball Point Pens Of Other Materialoth. Ball Point Pens Of Plastics	189 277	1 364 734	429 467	2 984 795
9608200000	Felt Tipped & Other Porous-Tipped Pens And Markers	36 547	567 920	120 672	1 486 431
9608301000	Indian Ink Drawing Pens	0	10 889	0	16 575
9608309000	Oth Fountain Pens, Stylograph Pens Andother Pens	91 212	1 273 027	156 156	2 468 504
9608400000	Propelling Or Sliding Pencils	14 451	165 952	22 614	571 929
9608500000	Sets Of Articles From Two Or More Ofthe Foregoing Subheadings	8 161	121 766	19 794	198 232
9608601000	Refills For Ball Point Pens, Comprisingthe Ball Point &Ink-Reservoir C	6 950	36 531	49 710	153 919
9608609000	Refills For Ball Point Pens, Comprisingthe Ball Point &Ink-Reservoir C	9 319	99 497	156 867	932 040
9608919000	Pen Nibs And Nib Points Of Oth Material	11 782	145 623	242 335	1 662 605
9608991000	Duplicating Stylos	87	5 199	210	12 894
9608999100	Parts Of Ball Point Pens Of Plastics	2 024	355 208	75 482	866 226
9608999900	Penholders, Pencil-Holders&Similar Holder;Parts Of Ball Point Of Oth	52 696	349 138	389 829	2 475 318
9609101000	Black Pencils, With Lead Encased Ina Rigid Sheath	55 013	841 902	300 062	1 902 367
9609109000	Crayons & Oth Pencils With Lead Encasedin A Rigid Sheath	106 935	822 451	222 152	2 040 140
9609200000	Pencil Leads, Black Or Coloured	153 909	838 174	289 987	4 132 846
9609901000	Slate Pencils For School Slates	11 060	117 672	45 620	496 849
9609903000	Pencils & Crayons Other Than Those Ofsubheading 9609.10	37 103	486 411	52 288	802 199
9609909100	Writing Or Drawing Chalks	2 208	10 453	6 640	29 633
9609909900	Pastels, Drawing Charcoals, Tailors' Cha And Other Pencils	72 399	543 505	149 629	989 579
9610001000	School Slates, With Writing Or Drawingsurfaces	7 998	13 299	17 165	35 294
9610009000	Boards And Oth Slates, With Writing Ordrawing Surfaces	19 721	157 262	57 547	471 676
9611000000	Date, Seal/Numbering Stamps & The Like,In The Hand Operatd;Hanc	18 293	112 930	72 369	589 832
9612101000	Ribbons Of Textile Fabric	3 995	98 102	75 643	1 139 743
9612109000	Ribbons Of Other Materials Or Similarribbons	69 824	581 893	715 698	5 931 594
9612200000	Ink-Pads	5 419	63 563	12 187	302 620
9613101000	Pocket Lighters, Gas Fuelled, Non-Refillable Of Plastics	615 282	5 078 148	915 138	11 081 114
9613109000	Pocket Lighters, Gas Fuelled, Non-Refillable Of Other Materials	0	28 300	0	63 320
9613201000	Pocket Lighters, Gas Fuelled, Refillableof Plastics	109 475	709 549	108 983	1 170 186
9613209000	Pocket Lighters, Gas Fuelled, Refillableof Other Materials	0	11 576	0	343 610
9613801000	Piezo-Electric Lighters For Stoves Andranges	7 481	92 993	68 811	404 818
9613809000	Other Lighters	2 972	25 674	89 963	703 997
9613901000	Refilled Cartridge Or Oth Receptaclespart Of Mechncl Lighter,Cont I	393	3 780	29 023	90 115
9613909000	Other Parts Of Lighters	100 497	919 551	771 245	7 537 340
9614009000	Smoking Pipes And Cigar Or Cigaretteholder And Parts Thereof	46	4 341	72	44 485
9615112000	Combs, Hair-Slides And The Likeof Hard Rubbers	9 474	63 876	48 178	193 798
9615113000	Combs, Hair-Slides And The Likeof Plastics	104 902	686 967	184 053	1 265 074
9615190000	Combs, Hair-Slides And The Likeother Than Hard Rubbers Or Plastics	218 873	1 904 755	404 167	3 316 382
9615901100	Decorative Hair Pins Of Aluminium	1 926	3 038	14 955	25 756
9615901200	Decorative Hair Pins Of Iron Or Steel	1 523	11 802	7 460	81 758
9615901300	Decorative Hair Pins Of Plastics	6 402	6 435	11 379	14 489
9615901900	Other Decorative Hair Pinsoth. Decorative Hair Pins	3 932	29 466	10 922	69 375
9615902100	Parts Of Combs, Hair Pins And The Likeof Aluminium	0	907	0	1 010
9615902200	Parts Of Combs, Hair Pins And The Likeof Iron Or Steel	0	98	0	1 374
9615902300	Parts Of Combs, Hair Pins And The Likeof Plastics	0	57	0	1 595
9615902900	Other Parts Of Combs, Hair Pins,And The Like	6 782	18 164	5 305	26 584
9615909100	Curling Grips, Hair-Curlers And The Likeof Aluminium	0	11 489	0	400 962
9615909200	Curling Grips, Hair-Curlers And The Likeof Iron Or Steel	305	18 594	6 252	82 261
9615909300	Curling Grips, Hair-Curlers And The Likeof Plastics	0	248	0	3 740
9615909900	Other Curling Grips, Hair-Curlersand The Like	19 352	114 759	45 086	285 091
9616101000	Scent Sprays And Similar Toilet Sprays	105 408	909 097	955 421	7 040 451
9616102000	Mounts And Heads Of Scent Spraysand Similar Toilet Sprays	82 329	775 070	580 067	4 115 163
9616200000	Powder-Puffs & Pads For The Applicationof Cosmetics Or Toilet Prep	38 138	271 526	496 173	3 630 831
9617001000	Vacuum Flasks And Other Vacuum Vessels	168 051	1 091 720	286 083	2 787 912
9617002000	Parts Of Vacuum Flasks Or Vacuum Vessels	12 524	15 383	61 960	69 654
9618000000	Tailor' Dummies, Oth Lay Figure;Automata& Animated Displ. Shop V	13 850	141 469	102 378	1 144 255

**I.3. IMPOR MENURUT KOMODITI / IMPORT BY HS COMMODITY**  
**\*\*\* JULI/JULY 2014 \*\*\***

H S	Uraian Komoditi Commodity Description	Berat Bersih / Net Weight (Kg)		Nilai / Value C.I.F (US\$)	
		Bulan ini	Kumulatif	Bulan ini	Kumulatif
		Current Month	Cum.Jan. to date	Current Month	Cum.Jan. to date
9619001100	Disposable Sanitary Towel,Tanpon,Napkinwith An Absorbent Core Oi	26 806	266 652	81 214	739 481
9619001900	Oth Disposable Sanitary Towel, Tampons,Napkins And Napkinsliners	2 820 604	18 988 113	11 252 782	72 553 975
9619009910	Oth Sanitary Towel, Tampons, Napkins,With An Absorbent Core Of \	0	154	0	1 143
9619009990	Oth Sanitary Towel, Tampons, Napkins,With An Absorbent Core Of \	2	13 899	43	34 686
9701100000	Paintings, Drawings And Pastels,Executedentirely By Hand	18 643	59 226	100 758	646 388
9701900000	Colleges & Similar Decorative Plaquesexecuted Entirely By Hand	5 278	41 123	29 606	395 316
9702000000	Original Engravings, Prints & Lithograps	1 298	19 388	1 947	12 654
9703001000	Original Sculptures & Statuary Of Metalsculptures And Statuary, In #	1 602	34 100	20 503	157 342
9703002000	Original Sculptures & Statuary Of Stonesculptures And Statuary, In A	26 033	114 774	15 151	159 042
9703003000	Original Sculptures & Statuary Of Plastisculptures And Statuary, In A	230	6 579	2 652	47 132
9703004000	Original Sculptures & Statuary Of Woodsculptures And Statuary, In #	28 710	35 698	43 280	49 159
9703005000	Original Sculptures & Statuary Of Claysculptures And Statuary, In An	51	1 943	315	3 915
9703009000	Original Sculptures & Statuary Of Othersculptures And Statuary, In #	314	27 238	344	193 740
9704000000	Postage/Revenue Stamps, Stamp Postmark,First-Day Covers, Stamp	0	16	0	1 516
9705000010	Collection And Collectors Pieces Ofzoological Interest	0	67	0	1 722
9705000090	Collection And Collectors Pieces Ofother Interest	0	4 493	0	10 752
9706000000	Antiques Of An Age Exceeding One Hundredyears	2 280	6 111	26 590	75 318
9801101000	Sedan Of Head 8703 With Cylinder Cap <1500 Cc, Incompletely Kno	0	60	0	26 292
9801102000	Oth Vhcl Of Head 8703 With (4X2) Systemincompletely Knocked Do	541 610	5 032 208	6 727 592	62 978 774
9801201000	Vhcls Of Head 8704 With Gross Weight<=5 Ton, Incompletely Knock	28 996	442 006	353 231	5 325 993
9801202000	Vhcls Of Head 8704 With 5 Ton < Grossweight <= 24 Ton, Incmpltly I	4 621 306	34 462 335	45 688 842	336 242 013
9801203000	Vhcls Of Head 8704 With Gross Weight>24 Ton,Incmply Knocked C	3 385 505	21 137 077	31 086 728	198 076 172
9801302000	Vhcls Of Head 8702 With 5 Tons < Grosweight <= 24 Ton, Incmpltly I	279 668	4 915 270	2 391 558	41 747 091
9802100000	Rotary Internal/Spark-Ignition Combustcomprsn-Ignition Pist Engine	16	171 916	320	4 700 906
9802200000	Gear Boxes, Of Incomplete Knocked Down	25 282	297 930	455 229	5 781 935
9802300000	Drive-Axles, Of Incomplete Knocked Down	31 935	325 711	404 663	3 949 219
9803000000	Blank For Motor Vehicles Component, Madefrom Base Metal	89 142	3 517 257	659 918	13 157 988
<b>TOTAL IMPORT</b>		<b>11 541 376 167</b>	<b>83 226 186 413</b>	<b>14 081 710 235</b>	<b>104 035 374 865</b>

**I.4. IMPOR MENURUT NEGARA ASAL / IMPORT BY COUNTRY OF ORIGIN**  
**\*\*\* JULI/JULY 2014 \*\*\***

Country Code	Negara Asal Country of origin	Berat bersih / <i>Net weight (Kg)</i>		Nilai / <i>Value C.I.F (US \$)</i>	
		Bulan ini <i>Current month</i>	Kumulatif <i>Cum. Jan. to date</i>	Bulan ini <i>Current month</i>	Kumulatif <i>Cum. Jan. to date</i>
121	TH Thailand	566 411 488	4 617 267 668	708 715 383	5 705 341 329
122	SG Singapura	1 548 639 924	11 099 443 848	2 149 347 293	14 873 510 692
123	PH Philipina	9 148 056	255 771 792	34 676 653	390 758 808
124	MY Malaysia	779 632 923	5 354 402 211	853 741 110	6 163 751 894
125	MM Myanmar	1 953 171	71 612 780	4 490 432	86 187 748
126	KH Kamboja	110 846	1 720 944	1 365 141	12 349 957
127	BN Brunei Darussalam	98 734 229	726 308 350	76 925 414	580 493 602
128	LA Laos	178 200	6 624 924	1 071 873	37 473 257
131	VN Viet Nam	210 540 106	2 203 234 480	216 889 293	1 934 672 046
411	US Amerika Serikat	489 074 830	4 188 701 506	587 180 079	4 956 034 206
412	CA Kanada	324 192 463	2 228 049 462	161 152 709	1 082 197 707
421	MX Meksiko	1 976 097	71 757 116	10 583 702	120 870 567
111	JP Jepang	390 176 572	2 685 952 993	1 335 869 547	10 026 704 993
112	HK Hongkong	33 435 949	245 812 620	118 782 711	1 052 296 665
114	KR Korea Selatan	623 660 955	4 646 564 269	904 893 965	6 747 817 947
115	TW Taiwan	145 871 385	1 018 436 106	289 191 701	2 207 775 217
116	CN Cina	1 101 408 287	8 842 564 054	2 141 525 485	17 333 680 798
120	PG Papua Nugini	730 180	10 816 659	2 045 722	17 809 240
311	AU Australia	1 035 462 703	7 184 316 569	488 542 756	3 176 894 440
312	NZ Selandia Baru	35 908 214	366 556 000	42 566 772	523 326 302
431	CL Chili	8 836 353	94 214 646	6 217 821	149 696 007
158	CY Cyprus	77 551	4 659 603	19 843	1 488 497
511	GB Inggris	24 105 245	252 936 444	66 774 877	530 688 723
512	NL Belanda	26 001 342	162 873 337	67 482 164	513 968 872
513	FR Perancis	29 012 346	198 489 540	91 957 320	808 704 405
514	DE Jerman	53 642 382	450 661 896	254 043 126	2 379 604 205
515	AT Austria	2 877 213	23 306 108	30 182 191	209 680 524
516	BE Belgia	21 576 841	164 797 335	46 236 433	353 860 405
518	LU Luksemburg	88 852	1 257 438	320 146	3 714 449
521	DK Denmark	1 724 494	20 771 932	18 210 314	97 503 827
523	SE Swedia	13 434 007	141 289 115	48 743 201	427 017 027
524	FI Finlandia	3 460 894	32 894 341	25 093 397	342 109 132
525	IE Irlandia	1 326 090	15 703 101	6 130 650	60 506 052
526	IT Italia	25 924 570	198 853 728	112 641 806	1 001 685 983
527	ES Spanyol	6 172 558	56 187 663	45 831 216	314 647 198
528	PT Portugal	518 340	17 729 738	2 498 439	37 889 729
531	GR Yunani	5 843 157	56 250 009	6 585 779	51 508 831
542	HU Hungaria	157 751	2 271 040	3 006 676	42 950 463
543	PL Polandia	4 305 450	34 975 203	10 953 144	84 221 223
544	RO Rumania	204 900	2 127 878	1 472 003	12 497 720
545	BG Bulgaria	1 059 391	27 971 264	3 354 677	26 491 924
559	LT Lithuania	2 045 271	10 871 579	661 222	5 384 925
560	LV Latvia	3 053	967 244	52 142	935 981
561	EE Estonia	69 759	373 145	365 047	1 427 775
565	MT Malta	361	1 172 716	38 694	1 440 255
566	SK Slovakia	140 730	990 629	1 188 194	6 734 386
567	SI Slovenia	175 747	1 008 151	1 671 969	7 972 173
568	CZ Cheska	7 602 158	56 761 861	13 199 752	93 354 687
113	KP Korea Utara	25 351	894 223	99 957	1 014 753
117	MN Mongolia	40	62 065 533	3 024	19 165 470
118	MO Macau	58 548	743 434	428 595	4 857 935
129	NP Nepal	100	2 428	11 562	20 532
130	BT Bhutan	0	1	0	5
132	MV Maladewa	0	0	0	0
133	IN India	465 644 788	3 261 741 463	332 536 836	2 535 827 007
134	PK Pakistan	3 754 851	59 677 022	4 258 633	79 544 135
135	BD Bangladesh	2 273 841	29 327 229	4 287 860	45 371 834
136	LK Srilanka	2 002 782	28 166 436	2 796 833	28 710 602
137	AF Afghanistan	0	36 112	0	71 100
138	ID Indonesia	2 727 139	15 783 383	12 959 311	104 006 474
139	OS Asia Selatan Dan Tenggara Lainnya	0	0	0	0
141	IQ Irak	20	135 030	2 240	330 223
142	IR Iran	2 113 878	31 240 958	1 377 126	20 899 442

I.4. IMPOR MENURUT NEGARA ASAL / IMPORT BY COUNTRY OF ORIGIN

\*\*\* JULI/JULY 2014 \*\*\*

Country Code	Negara Asal Country of origin	Berat bersih / Net weight (Kg)		Nilai / Value C.I.F ( U S \$ )	
		Bulan ini	Kumulatif	Bulan ini	Kumulatif
		Current month	Cum. Jan. to date	Current month	Cum. Jan. to date
143	SA Saudi Arabia	688 221 636	3 906 619 284	638 697 628	3 541 374 579
144	IL Israel	51 733	355 934	884 935	7 714 989
145	KW Kuwait	123 963 906	969 509 893	122 235 694	911 051 460
146	JO Jordan	8 069 598	441 963 055	5 500 669	78 340 991
148	LB Lebanon	310 879	3 756 563	212 840	1 862 380
149	PN Palestina	1	9 320	11	105 388
151	YE Yaman	256 012	3 494 393	78 606	1 568 133
152	OM Oman	167 034	265 340 249	115 974	112 925 112
153	SY Syria	17 300	155 629	127 118	570 228
154	TR Turki	237 755 094	904 991 156	212 843 514	797 789 684
155	AE Uni Emirat Arab	183 364 527	1 057 090 952	167 821 929	1 046 462 149
156	QA Qatar	197 140 654	1 116 913 492	182 667 291	1 046 027 583
157	BH Bahrain	418 101	69 870 990	823 832	74 198 381
159	OD Asia Barat Lainnya	45	40 065	16 043	95 905
211	EG Mesir	99 337 494	648 656 493	11 080 421	86 257 568
212	LY Libya	0	110	0	13 050
213	MA Maroko	61 276	234 528 601	1 018 155	84 642 166
214	TN Tunisia	1 690 007	10 122 787	989 852	16 673 624
215	DZ Aljazair	362 003	337 500 864	75 112	299 310 784
216	SD Sudan	843	458 473	4 188	469 721
217	ER Eritrea	0	787	0	15 677
218	LS Lesotho	4 143	46 536	56 042	649 415
219	NA Namibia	0	444 656	0	447 487
220	EH Sahara Barat	8	8	2 184	2 184
221	ET Ethiopia	5 398 792	16 899 311	4 259 301	13 424 091
222	TZ Tanzania	905 087	4 734 587	771 147	11 824 843
223	MG Madagaskar	101 178	2 216 111	232 943	4 606 162
224	SO Somalia	14	716	1	76 680
225	KE Kenya	696 886	6 528 512	569 346	5 332 279
226	RE Reunion	209 767	6 689 755	64 347	1 495 828
227	MZ Mozambique	3 973 979	16 319 986	4 872 271	15 623 481
228	BW Botswana	0	211	0	2 507
229	GQ Equatorial Guinea	0	1	0	6
230	TG Togo	279 871	3 517 314	568 945	3 794 096
231	GH Ghana	951 500	7 122 840	3 227 837	21 279 145
232	LR Liberia	3 694	6 641	34 061	68 678
233	GN Guinea	0	273 675	0	546 266
234	AO Angola	4	254 838 083	1 129	206 312 336
235	CG Kongo	163 141	627 352	139 696	552 834
236	CM Kamerun	1 212 316	6 917 321	1 736 097	11 758 241
237	NG Nigeria	421 236 885	2 432 840 577	403 178 750	2 078 080 060
238	SL Sierra Leone	174	3 642	5 179	269 321
239	GA Gabon	14	124 847	1	172 813
240	CI Pantai Gading	4 293 792	32 199 802	11 899 461	82 711 427
241	SN Senegal	99 566	2 710 189	213 459	3 744 925
242	MR Mauritania	0	178	0	5 443
243	ML Mali	2 957 521	21 766 418	6 184 121	44 820 931
244	BJ Benin	2 666 739	6 393 475	5 607 046	13 128 336
245	BF Burkina Faso	2 242 989	19 585 492	4 651 272	38 948 227
246	GW Guinea Bissau	523	592	55 182	62 550
247	GM Gambia	0	548	0	14 224
248	VI U.S. Virgin Islands	0	17	0	1 253
249	SC Seychelles	17 816	385 740	57 702	935 188
251	UG Uganda	7 800	4 319 720	49 296	9 417 305
252	CF Rep Afrika Tengah	1 103 026	4 573 443	2 229 047	9 433 593
253	NE Niger	16	77 440	2 186	159 249
254	TD Chad	0	1 874 626	0	3 722 342
255	DJ Djibouti	0	72 000	0	54 720
256	SH Saint Helena	16	1 320	39	18 930
257	ST Sao Tome & Principe	0	358	0	20 342
260	SZ Swaziland	640	42 932	127 730	1 415 049
261	ZA Afrika Selatan	28 562 996	452 046 395	31 351 551	291 009 175
262	ZW Zimbabwe	39 800	2 049 956	205 872	9 380 679

**I.4. IMPOR MENURUT NEGARA ASAL / IMPORT BY COUNTRY OF ORIGIN**  
**\*\*\* JULI/JULY 2014 \*\*\***

Country Code	Negara Asal Country of origin	Berat bersih / Net weight (Kg)		Nilai / Value C.I.F (US \$)	
		Bulan ini Current month	Kumulatif Cum. Jan. to date	Bulan ini Current month	Kumulatif Cum. Jan. to date
263	ZM Zambia	0	3 190 712	0	6 117 735
264	MW Malawi	2	938 655	7	4 081 613
265	KM Comoros	0	587	0	6 963
266	BI Burundi	0	20 624	0	45 392
267	MU Mauritius	24 751	1 107 147	299 682	2 923 122
268	RW Rwanda	0	15	0	231
269	ZR Zaire	0	0	0	0
298	VG Virgin Islands (British)	452	411 902	5 884	671 325
299	OF Afrika Lainnya	0	0	0	0
318	FM Fed. Micronesia	0	807	0	3 265
319	GU Guam	42	42	15 188	15 188
321	NR Nauru	0	12 605	0	63 780
322	NC Kaledonia Baru	72 760	691 430	25 466	322 142
323	NU Niue	1	115	1	3 977
325	VC St Vincent & Grenada	0	0	0	0
326	VU Vanuatu	25	237 979	3 394	124 834
327	WF Wallis & Futuna Islands	0	0	0	0
328	IO British Indian Ocean Territory	0	0	0	0
329	ON Oseania Lainnya	0	0	0	0
331	AS American Samoa	1 237	2 377 869	89 395	7 098 795
332	CK Cook Islands	11	43 712	780	292 242
333	FJ Fiji	361 156	2 313 612	525 690	1 679 027
334	KI Kiribati	18	761	3	3 462
335	MH Marshall Islands	210	15 086	2 549	87 846
336	WS Samoa	800	237 744	208 516	1 334 039
337	SB Solomon Islands	0	568 841	0	1 223 747
338	TO Tonga	0	349	0	1 801
339	TV Tuvalu	0	85	0	1 878
340	CX Christmas Islands	0	31 700 000	0	4 517 250
341	UM U.S Minor Outlying Island	0	10	0	128
342	CC Cocos (Keeling) Islands	0	250	0	475
343	TK Tokelau	313	387	10 294	10 881
391	TL East Timor	29 000	324 107	5 598	119 725
422	GT Guatemala	211 014	402 286	250 716	497 414
423	HN Honduras	71 146	447 542	68 380	399 132
424	NI Nikaragua	246	7 564	7 666	136 677
425	PA Panama	22 571 298	31 506 762	23 739 242	31 664 123
426	CU Kuba	120	36 354	138 069	1 027 922
427	CB Curacao	0	99	0	945
428	SR Suriname	0	28	0	788
432	VE Venezuela	553	2 977	48 349	108 457
433	AR Argentina	233 144 915	1 295 147 354	130 555 906	759 684 514
434	BR Brazil	436 568 269	2 406 427 846	202 565 173	1 200 851 346
435	CO Colombia	143 948	1 441 218	572 664	4 321 683
436	BO Bolivia	0	4 799	0	89 357
437	UY Uruguay	5 763 978	38 457 535	3 582 861	23 083 089
438	PY Paraguay	940	55 865 972	23 590	33 559 482
441	EC Ekuador	645 292	6 940 929	1 967 203	22 146 823
442	PE Peru	404 109	66 199 673	821 034	35 466 841
443	GY Guyana	0	0	0	0
444	TT Trinidad & Tobago	330 170	918 275	99 051	648 977
445	BS Bahama	15	938	155	7 643
446	JM Jamaica	210 396	889 437	259 398	1 111 717
447	PR Puerto Rico	5 425	58 860	1 067 504	8 176 491
448	BZ Belize	48 231	280 823	372 233	2 093 005
449	DO Rep Dominica	1 797 406	5 708 817	1 055 033	4 663 128
450	SV El Salvador	163	75 362	9 406	144 758
451	CR Costa Rica	25 708	680 381	341 055	2 039 627
452	HT Haiti	102	1 165	3 359	19 877
453	BB Barbados	0	87	0	8 726
454	AG Antigua & Barbuda	974	37 787	20 401	289 331
455	AI Anguilla	91 697	516 548	357 358	1 943 974
456	AW Aruba	0	3	0	565

**I.4. IMPOR MENURUT NEGARA ASAL / IMPORT BY COUNTRY OF ORIGIN**  
**\*\*\* JULI/JULY 2014 \*\*\***

Country Code	Negara Asal Country of origin	Berat bersih / <i>Net weight (Kg)</i>		Nilai / <i>Value C.I.F ( U S \$ )</i>	
		Bulan ini <i>Current month</i>	Kumulatif <i>Cum. Jan. to date</i>	Bulan ini <i>Current month</i>	Kumulatif <i>Cum. Jan. to date</i>
457	BM Bermuda	7 560	45 919 820	205 305	37 804 309
458	CV Cape Verde	0	177	0	2 694
459	KY Cayman Islands	0	705	0	9 569
460	DM Dominica	0	528 652	0	227 452
461	FK Falkland Islands	0	0	0	0
462	GF French Guiana	0	4	0	236
463	PF French Polynesia	0	875 610	0	151 481
464	GL Greenland	3	59 418	4	212 284
465	GD Grenada	0	1 219	0	371 798
466	MQ Martinique	0	0	0	0
467	AN Netherlands Antilles	23 027	25 522	57 403	555 874
468	NF Norfolk Islands	0	8 130	0	164 521
469	LC Saint Lucia	10	66	607	4 675
470	SM San Marino	0	0	0	0
471	TC Turks & Caicos Islands	0	0	0	0
472	GP Guadeloupe	0	0	0	0
473	KN Saint Kitts & Nevis	0	0	0	0
517	CH Swiss	1 989 083	16 472 902	47 618 138	348 148 097
519	GI Gibraltar	0	1	0	86
520	MC Monaco	995	10 135	97 365	456 639
522	NO Norwegia	12 251 967	117 841 305	9 256 746	93 630 908
529	IS Iceland	942	398 015	110 064	977 369
530	MS Montserrat	0	0	0	0
532	VA Vatikan	18 938	20 607	19 711	62 623
533	AD Andorra	23	7 768 378	558	8 456 489
534	LI Liechtenstein	1	10 672	1	350 416
540	CD Democratic Rep. Of The Congo	40 193	780 551	98 474	1 855 769
547	YU Serbia	0	221	0	941
548	AL Albania	734	252 168	12 476	496 430
549	AM Armenia	134	16 147	4 182	208 614
550	AZ Azerbaijan	265 258 785	1 877 607 717	229 368 703	1 588 319 901
551	BY Belarusia	68 380 757	303 629 148	19 841 635	88 123 069
552	KZ Kazakhstan	1 622 410	6 631 137	3 784 006	15 337 786
553	KG Kyrgyzstan	100 090	209 677	97 852	472 615
554	MD Rep Moldova	1 715 438	12 562 313	652 145	4 126 429
555	TJ Tajikistan	0	155	0	6 024
556	TM Turkmenistan	208	1 800	7 003	58 971
557	UA Ukraina	28 996 451	425 281 892	17 382 131	207 503 433
558	UZ Uzbekistan	66 372	895 309	128 025	4 746 430
562	GE Georgia	4 174	328 059	144 369	4 983 916
563	HR Kroasia	23 731	3 028 588	210 384	8 835 423
564	BA Bosnia & Herzegovina	46 601	195 844	98 013	203 238
569	GS South Georgia & The South Sa	25	25	370	370
570	MK Rep Macedonia	232	32 112	10 150	301 129
571	FO Faeroe Islands	0	24 540	0	161 736
572	RU Fed Russia	323 736 168	1 820 678 051	202 443 869	1 016 567 249
573	RS Serbia	10 664	110 022	143 279	6 294 603
574	ME Montenegro	0	45	0	1 496
<b>TOTAL IMPORT</b>		<b>11 541 376 167</b>	<b>83 226 186 413</b>	<b>14 081 710 235</b>	<b>104 035 374 865</b>



**I.5. IMPOR MENURUT PROPINSI DAN PELABUHAN BONGKAR**  
**IMPORT BY PROVINCE AND PORT OF IMPORTATION**  
**\*\*\* JULI/JULY 2014 \*\*\***

Kode Pelabuhan Bongkar <i>Port of Importation</i>	Berat bersih / <i>Net weight (Kg)</i>		Nilai / <i>Value C.I.F (US \$)</i>	
	Bulan ini <i>Current month</i>	Kumulatif <i>Cum. Jan. to date</i>	Bulan ini <i>Current month</i>	Kumulatif <i>Cum. Jan. to date</i>
<b>ACEH</b>	<b>7 826 168</b>	<b>113 192 992</b>	<b>1 490 364</b>	<b>23 273 793</b>
104 IDLSW Lhok Seumawe	220 419	1 754 149	241 009	5 418 016
110 IDSIN Sinabang	0	770 000	0	542 850
117 IDKRU Krueng R. Malahayati	0	20 498 185	0	11 320 445
118 IDKLS Kuala Langsa	498 749	1 465 658	822 935	2 360 320
119 IDLHK Lhok Nga	7 107 000	88 705 000	426 420	3 632 162
<b>SUMATERA UTARA</b>	<b>536 454 408</b>	<b>4 317 914 205</b>	<b>389 950 820</b>	<b>2 975 606 348</b>
002 IDKNO Kuala Namu (U)	43 562	2 111 104	967 397	15 922 926
144 IDBLW Belawan	452 628 107	3 900 330 572	361 872 101	2 813 587 150
145 IDTJB Tanjung Balai Asahan	2 272 923	16 143 092	1 050 481	6 987 792
166 IDMES Medan / Polonia (U)	6 816	206 050	497 897	6 812 012
167 IDMDN Medan (Ptt)	0	861	0	8 197
170 IDKTJ Kuala Tanjung	81 503 000	399 122 526	25 562 944	132 288 271
<b>SUMATERA BARAT</b>	<b>157 117 553</b>	<b>788 723 920</b>	<b>130 681 396</b>	<b>636 654 696</b>
191 IDTBY Padang/Tl.Bayur	157 117 553	788 723 124	130 681 396	636 579 106
192 IDPDG Padang / Tabing (U)	0	796	0	75 590
<b>RIAU</b>	<b>257 140 665</b>	<b>1 527 988 737</b>	<b>155 640 752</b>	<b>1 018 723 225</b>
225 IDDUM Dumai	145 551 462	929 487 735	82 149 590	451 905 495
228 IDBLS Bengkalis	451 124	1 658 850	291 233	916 991
230 IDSPA Selat Panjang	56 121	197 877	1 269 931	1 412 479
231 IDSSI Siak Sri Indrapura	60 301	793 108	295 069	821 347
233 IDPEK Pekanbaru (Rumbai)	1 824 823	6 235 037	1 351 127	5 638 361
235 IDSUQ Sungai Guntung	816 201	3 330 411	3 525 115	11 801 051
242 IDTEM Tembilahan	265 464	3 234 039	581 292	9 419 850
243 IDKEN Kuala Enok	191	191	19 330	19 330
244 IDRGA Rengat	35 130	5 164 620	4 188 051	55 652 361
261 IDPKU Simpang Tiga (U)	7 463	26 720	446 929	5 191 244
273 IDPAK Pekanbaru	7 026 954	43 267 994	19 152 779	108 306 292
277 IDBUN Buatan	2 933 641	29 091 748	852 798	9 567 009
278 IDPWG Perawang, Sumatra	98 111 790	505 500 407	41 517 508	358 071 415
<b>JAMBI</b>	<b>17 946 113</b>	<b>86 003 686</b>	<b>10 238 709</b>	<b>140 516 602</b>
291 IDKTK Kuala Tungkal	16 174 738	76 144 357	8 926 906	131 645 992
292 IDMSA Muara Sabak	1 721 620	8 457 727	979 602	4 840 429
293 IDDJM Jambi	49 755	1 401 602	332 201	4 030 181
<b>SUMATERA SELATAN</b>	<b>73 898 284</b>	<b>454 177 749</b>	<b>61 420 667</b>	<b>288 046 693</b>
326 IDPLA Palembang - Plaju	1 875 030	4 098 032	1 721 785	3 034 759
334 IDPLM Sm.Badaruddin (U)	67 161	67 838	766 132	973 308
340 IDMRI Musi River/Boom Baru	71 956 093	450 011 879	58 932 750	284 038 626
<b>BENGKULU</b>	<b>8 815 987</b>	<b>34 145 130</b>	<b>722 912</b>	<b>6 249 151</b>
361 IDBKU Bengkulu	8 815 987	34 145 130	722 912	6 249 151
<b>LAMPUNG</b>	<b>519 281 776</b>	<b>2 849 428 464</b>	<b>365 512 044</b>	<b>2 191 124 661</b>
364 IDKTA Kota Agung	181 505 780	995 715 240	156 832 192	937 235 008
395 IDPJG Panjang	337 775 996	1 853 713 224	208 679 852	1 253 889 653
<b>KEPULAUAN BANGKA BELITUNG</b>	<b>5 884 073</b>	<b>24 792 175</b>	<b>13 258 239</b>	<b>31 306 306</b>
322 IDBLI Blinju, Banka	1 741 799	1 898 799	987 600	2 151 534
323 IDPGX Pangkal Balam	4 087 551	17 933 740	11 321 536	21 064 799
328 IDTPD Tanjung Pandan	54 723	3 249 063	949 103	7 034 841
339 IDBLJ Belinju	0	1 710 573	0	1 055 132
<b>KEPULAUAN RIAU</b>	<b>522 526 740</b>	<b>3 156 646 635</b>	<b>1 026 378 279</b>	<b>6 469 028 012</b>
248 IDTBK Tg Balai Karimun	5 829 992	51 078 356	55 291 587	181 714 687
249 IDPSS Pulau Sambu	31 074 000	51 642 000	46 543 500	181 671 159
250 IDTAN Tanjung Uban	218 759 977	1 255 525 619	210 176 559	1 229 890 764
251 IDTPN Tanjung Pinang	418 762	3 592 676	448 649	7 287 001
252 IDTER Terempa	17 944	6 433 229	745 218	71 119 034
256 IDMOR Moro Sulit	12 013	36 842	40 420	84 045
258 IDBTU Batu Ampar	126 769 883	907 628 557	401 279 298	2 547 199 936

**I.5. IMPOR MENURUT PROPINSI DAN PELABUHAN BONGKAR**  
**IMPORT BY PROVINCE AND PORT OF IMPORTATION**  
**\*\*\* JULI/JULY 2014 \*\*\***

Kode	Pelabuhan Bongkar Port of Importation	Berat bersih / <i>Net weight (Kg)</i>		Nilai / <i>Value C.I.F (U S \$)</i>	
		Bulan ini	Kumulatif	Bulan ini	Kumulatif
		<i>Current month</i>	<i>Cum. Jan. to date</i>	<i>Current month</i>	<i>Cum. Jan. to date</i>
260	IDDAS Singkep - Dabo	0	163 000	0	850 000
262	IDTNJ Kijang (U)	0	8 087	0	11 855
263	IDPAS Pasir Panjang	796	461 652	55 734	4 149 728
265	IDSKP Sekupang	29 535 415	200 369 059	227 486 010	1 546 014 643
267	IDKAB Kabil/Panau	110 003 987	679 124 932	59 649 039	536 401 469
271	IDBTH Hang Nadim (U)	103 971	582 626	24 662 265	162 633 691
<b>DKI JAKARTA</b>		<b>2 367 268 863</b>	<b>20 175 639 147</b>	<b>5 951 962 797</b>	<b>49 082 489 108</b>
431	IDTPP Tanjung Priok	2 354 539 601	20 070 749 402	5 118 614 209	41 879 221 194
432	IDKLB Kalibaru	0	10 025 432	0	14 735 777
433	IDJKT Jakarta / Pasar Ikan	3 919 345	27 241 401	10 449 748	97 213 994
434	IDCGK Sukarno Hatta (U)	8 742 239	66 865 858	810 722 258	7 004 003 117
436	IDHLP Hlm. Perdana Kusuma	67 678	757 054	12 176 582	87 315 026
<b>JAWA BARAT</b>		<b>206 561 713</b>	<b>1 305 551 657</b>	<b>151 434 204</b>	<b>1 041 881 049</b>
463	IDCBN Cirebon/Pengung	38 707 713	153 305 826	3 134 843	19 119 079
466	IDBDO Husein Sastranegara	36 513	249 065	335 863	2 523 769
467	IDBLG Balongan	167 817 487	1 151 963 919	147 963 498	1 020 161 444
468	IDBND Bandung(Ptt/Gd Bage)	0	32 847	0	76 757
<b>JAWA TENGAH</b>		<b>1 493 099 949</b>	<b>9 189 953 266</b>	<b>1 563 754 828</b>	<b>9 453 625 696</b>
494	IDTES Tanjung Emas	334 392 502	2 423 351 143	433 423 550	3 304 366 290
495	IDCXP Cilacap	1 157 650 329	6 754 395 186	1 129 007 679	6 134 917 326
496	IDSRG Achmad Yani (U)	34 225	216 798	425 486	3 122 418
497	IDSMR Semarang (Ptt)	1 020 270	11 978 954	843 942	10 718 099
498	IDSOC Jebres/Adi Sumarmo	2 623	11 185	54 171	501 563
<b>DI YOGYAKARTA</b>		<b>1 918</b>	<b>17 267</b>	<b>56 254</b>	<b>568 408</b>
531	IDJOG Adi Sucipto (U)	1 918	17 267	56 254	568 408
<b>JAWA TIMUR</b>		<b>2 276 557 774</b>	<b>17 340 268 962</b>	<b>1 965 353 211</b>	<b>14 694 724 525</b>
561	IDTUB Tuban	318 008 442	2 715 191 841	312 603 513	2 416 202 348
562	IDGRE Gresik	327 015 314	3 112 770 673	124 050 276	825 014 728
563	IDTPE Tanjung Perak	1 503 972 792	10 612 904 929	1 371 098 858	10 299 358 863
564	IDPAZ Pasuruan	0	149	0	4 970
566	IDPRN Panarukan	93 335 857	548 854 915	81 090 677	503 442 503
567	IDBJU Banyuwangi	33 002 432	342 154 710	34 013 799	322 589 882
587	IDSUB Surabaya /Juanda (U)	777 437	6 123 805	41 205 790	320 999 260
588	IDSUR Surabaya (Ptt)	445 500	2 267 940	1 290 298	7 111 971
<b>BANTEN</b>		<b>1 730 848 632</b>	<b>12 533 704 486</b>	<b>997 131 857</b>	<b>6 791 038 877</b>
461	IDMRK Merak	926 553 033	5 175 012 637	592 286 938	3 784 911 642
471	IDTLN Tanjung Leneng	144 869 977	897 187 304	148 905 581	923 948 160
473	IDCGD Cigading	659 425 622	6 461 504 545	255 939 338	2 082 179 075
<b>BALI</b>		<b>10 581 764</b>	<b>38 716 066</b>	<b>22 355 637</b>	<b>186 558 638</b>
613	IDBOA Bena/Loloan	1 939 529	4 728 885	954 868	16 071 351
618	IDCBW Celukan Bawang	8 423 257	32 203 363	12 976 705	122 040 813
620	IDDPS Ngurah Rai (U)	218 978	1 783 818	8 424 064	48 446 474
<b>NUSA TENGGARA BARAT</b>		<b>6 400 967</b>	<b>63 526 865</b>	<b>7 995 254</b>	<b>75 741 127</b>
655	IDBMU Bima	4 338 967	20 938 607	6 791 046	67 928 143
660	IDLEM Lembar	0	34 206 000	0	2 815 215
663	IDBDS Badas Sumbawa	0	3 405 616	0	2 091 410
665	IDLKS Lombok	2 062 000	4 976 642	1 204 208	2 906 359
<b>NUSA TENGGARA TIMUR</b>		<b>21 504 960</b>	<b>68 894 851</b>	<b>2 479 490</b>	<b>15 349 221</b>
683	IDMOF Maumere	0	999 922	0	704 950
685	IDWGP Waingapu	1 499 960	1 499 960	965 704	965 704
686	IDATA Atapupu	29 000	221 039	5 598	45 329
693	IDTEN Tenau	19 976 000	66 173 930	1 508 188	13 633 238
<b>KALIMANTAN BARAT</b>		<b>59 600 689</b>	<b>427 212 729</b>	<b>38 929 870</b>	<b>305 154 179</b>
714	IDPON Pontianak	51 528 767	383 279 122	32 048 069	262 559 021
715	IDKTG Ketapang K. Barat	0	1 854 000	0	6 010 000
721	IDKDW Kendawangan	1 681 921	10 536 368	5 189 159	23 185 689

**I.5. IMPOR MENURUT PROPINSI DAN PELABUHAN BONGKAR**  
**IMPORT BY PROVINCE AND PORT OF IMPORTATION**  
**\*\*\* JULI/JULY 2014 \*\*\***

Kode	Pelabuhan Bongkar Port of Importation	Berat bersih / Net weight (Kg)		Nilai / Value C.I.F (US \$)	
		Bulan ini Current month	Kumulatif Cum. Jan. to date	Bulan ini Current month	Kumulatif Cum. Jan. to date
722	IDPNK Supadio (U)	0	1 412	0	3 334 900
723	IDTKA Telok Air	0	3 433 200	0	815 552
724	IDSTT Sintete	6 390 001	25 886 617	1 692 642	5 920 067
726	IDENT Entikong	0	2 222 010	0	3 328 950
<b>KALIMANTAN TENGAH</b>		<b>4 462 854</b>	<b>28 477 003</b>	<b>12 426 748</b>	<b>59 671 947</b>
742	IDSUK Sukamara	0	552 785	0	2 474 178
744	IDKUM Kumai	1 865 377	7 229 442	2 398 894	8 728 367
746	IDS MQ Sampit	1 068 843	13 654 283	1 550 854	11 860 229
750	IDPPS Pulang Pisau	1 528 634	7 040 493	8 477 000	36 609 173
<b>KALIMANTAN SELATAN</b>		<b>225 032 645</b>	<b>1 564 853 248</b>	<b>213 137 217</b>	<b>1 542 716 598</b>
771	IDBAN Banjarmasin	12 802 799	136 212 481	15 277 009	226 398 916
773	IDKTB Kotabaru	212 228 700	1 428 639 342	197 780 497	1 316 230 248
777	IDBDJ Samsudin Noor (U)	1 146	1 425	79 711	87 434
<b>KALIMANTAN TIMUR</b>		<b>790 172 495</b>	<b>5 440 152 229</b>	<b>752 684 475</b>	<b>5 200 571 889</b>
803	IDBPP Balikpapan	545 032 251	4 168 348 875	551 805 795	3 980 228 673
805	IDSRD Samarinda	45 303 788	287 506 344	42 941 322	334 201 102
806	IDTRD Tanjung Redep	2 445 232	6 445 232	3 037 424	4 687 424
807	IDTJS Tanjung Selor	5 999 963	51 424 706	50 252	1 049 217
808	IDLIN Lingkas Tarakan	8 000 000	111 928 624	63 610	9 732 108
809	IDNNX Nunukan	36 704 882	107 922 145	3 666 800	5 021 725
810	IDTGR Pasir/Tanah Grogot	0	1 672	0	8 698 326
812	IDBYQ Bunyu	0	3 500 000	0	29 064
813	IDTSG Tanjung Sangata	104 032 548	440 427 151	99 083 016	487 032 164
814	IDBPN Sepinggau (U)	217 129	1 679 858	16 360 118	133 119 334
817	IDBTG Bontang	41 153 029	236 474 186	34 407 478	223 496 471
819	IDJUA Juata Tarakan	0	5 507 526	0	67 176
996	IDBEJ Berau	1 283 673	18 985 910	1 268 660	13 209 105
<b>SULAWESI UTARA</b>		<b>6 753 673</b>	<b>47 958 097</b>	<b>4 558 759</b>	<b>79 956 524</b>
832	IDAMU Amurang	181	1 181	5 342	26 466
834	IDMND Manado	1 202	1 202	23 348	23 348
835	IDBIT Bitung	6 686 499	47 874 066	4 434 642	78 116 330
839	IDNAH Naha (U) - Sulut	0	1 332	0	27 373
840	IDPET Petta	64 085	64 085	13 094	13 094
843	IDMDC Sam Ratulangi (U)	1 706	16 231	82 333	1 749 913
<b>SULAWESI TENGAH</b>		<b>1 409 676</b>	<b>22 905 669</b>	<b>2 805 559</b>	<b>27 031 986</b>
868	IDLUW Luwuk	0	27 975	0	751 125
877	IDPAT Pantoloan	1 409 676	22 877 694	2 805 559	26 280 861
<b>SULAWESI SELATAN</b>		<b>125 881 777</b>	<b>818 387 869</b>	<b>73 181 676</b>	<b>511 127 109</b>
892	IDPAP Pare-Pare	0	12 583 321	0	7 690 142
893	IDUJU Ujungpandang	106 471 483	613 568 412	45 992 508	353 134 302
897	IDMLI Malili, Sulawesi	19 408 116	192 223 879	27 162 114	146 547 102
904	IDUPG Hasanuddin (U)	2 178	12 257	27 054	3 755 563
<b>SULAWESI TENGGARA</b>		<b>19 820 787</b>	<b>217 445 305</b>	<b>22 143 496</b>	<b>247 736 635</b>
921	IDBUW Bau-Bau	19 704 486	207 844 639	21 357 496	225 205 577
922	IDKDR Kendari	0	999 922	0	641 120
923	IDKOL Kolaka	0	6 006 665	0	1 616 628
925	IDPUM Pomalaa	116 301	2 594 079	786 000	20 273 310
<b>GORONTALO</b>		<b>1 500 000</b>	<b>88 013 774</b>	<b>904 500</b>	<b>47 194 328</b>
841	IDGOR Gorontalo	1 500 000	88 013 774	904 500	47 194 328
<b>SULAWESI BARAT</b>		<b>0</b>	<b>1 567 222</b>	<b>0</b>	<b>4 671 940</b>
899	IDMJU Mamuju	0	1 567 222	0	4 671 940
<b>MALUKU</b>		<b>37 028 510</b>	<b>241 207 358</b>	<b>30 249 078</b>	<b>244 584 385</b>
946	IDAMB Ambon	37 013 988	231 596 271	30 194 951	240 124 015
949	IDLUV Tual	14 522	9 611 087	54 127	4 460 370

**I.5. IMPOR MENURUT PROPINSI DAN PELABUHAN BONGKAR**  
**IMPORT BY PROVINCE AND PORT OF IMPORTATION**  
**\*\*\* JULI/JULY 2014 \*\*\***

Kode Pelabuhan Bongkar <i>Port of Importation</i>	Berat bersih / <i>Net weight (Kg)</i>		Nilai / <i>Value C.I.F (U S \$)</i>	
	Bulan ini	Kumulatif	Bulan ini	Kumulatif
	<i>Current month</i>	<i>Cum. Jan. to date</i>	<i>Current month</i>	<i>Cum. Jan. to date</i>
<b>MALUKU UTARA</b>	<b>0</b>	<b>2 511 381</b>	<b>0</b>	<b>2 626 416</b>
941 IDTOB Tobelo	0	2 199 890	0	1 446 635
962 IDOBI Obi Island	0	311 491	0	1 179 781
<b>PAPUA</b>	<b>49 932 268</b>	<b>253 743 476</b>	<b>111 317 945</b>	<b>634 246 048</b>
979 IDMKQ Merauke	0	540	0	8 456
980 IDTIM Amamapare	49 932 268	247 834 086	111 317 945	633 790 419
983 IDDJJ Jayapura / Sentani	0	5 908 850	0	447 173
<b>PAPUA BARAT</b>	<b>62 486</b>	<b>2 464 793</b>	<b>1 553 198</b>	<b>5 578 745</b>
971 IDSOR Sorong	59 733	2 461 343	1 541 774	5 555 309
976 IDFKQ Fak-Fak	0	697	0	12 012
977 IDKNG Kaimana	2 753	2 753	11 424	11 424
<b>TOTAL IMPORT</b>	<b>11 541 376 167</b>	<b>83 226 186 413</b>	<b>14 081 710 235</b>	<b>104 035 374 865</b>

<http://www.bps.go.id>

**I.6 IMPOR KOMODITI MENURUT NEGARA ASAL / IMPORT BY COUNTRY OF ORIGIN  
DAN LIMA GOLONGAN BARANG (SITC) UTAMA / AND FIVE MAJOR SITC COMMODITY GROUP  
\*\* JULI / JULY 2014 \*\***

Negara Asal/SITC/Uraian Golongan Barang <i>Country of Origin/SITC/group Description</i>	Berat Bersih / <i>Net Weight (Kg)</i>		Nilai CIF / <i>CIF Value (US\$)</i>	
	Bulan ini <i>Current month</i>	Kumulatif <i>Cum. Jan to date</i>	Bulan ini <i>Current month</i>	Kumulatif <i>Cum. Jan to date</i>
<b>JAPAN</b>				
784 Parts And Accessories Of The Motor Vehicles	6 227 673	53 665 232	88 944 145	696 872 997
782 Motor Vehicle For The Transportation Of Goods	10 720 315	68 029 836	102 985 752	638 237 179
713 Internal Combustion Piston Engines And Parts	5 000 647	37 874 834	60 777 238	469 535 072
673 Flat Rolled Products, Not Clad	68 591 889	522 659 594	53 484 124	406 479 778
781 Passenger Motor Cars	3 796 625	26 436 928	43 887 249	317 268 027
LAINNYA	295 839 423	1 977 286 569	985 791 039	7 498 311 940
SUB TOTAL	390 176 572	2 685 952 993	1 335 869 547	10 026 704 993
<b>HONG KONG</b>				
655 Knitted Or Crocheted Fabrics	1 502 475	13 166 179	13 322 675	114 396 112
652 Cotton Fabrics, Woven	1 205 010	10 305 508	11 341 948	110 736 429
764 Telecommunication Equipments And Parts	388 506	3 523 346	7 113 144	64 923 389
772 Electrical Apparatus For Making And Breaking Electrical Circuits	179 604	1 318 182	6 095 826	43 174 507
653 Fabrics, Woven, Of Man-made Fibres	328 663	3 945 286	3 417 171	41 210 895
LAINNYA	29 831 691	213 554 119	77 491 947	677 855 333
SUB TOTAL	33 435 949	245 812 620	118 782 711	1 052 296 665
<b>KOREA, DEM. PEOPLE'S REP.</b>				
641 Papers And Paperboards	0	749 201	0	692 635
682 Copper	8 082	14 821	63 922	128 742
676 Iron/steel Bars, Rods, Angels, Shaped And Sections	0	59 029	0	48 942
675 Flat Rolled Products And Alloy Steels	0	52 183	0	46 443
699 Manufactures Of Base Metals	0	809	0	19 132
LAINNYA	17 269	18 180	36 035	78 859
SUB TOTAL	25 351	894 223	99 957	1 014 753
<b>KOREA, REPUBLIC OF</b>				
334 Petroleum Products, Refined	384 813 692	2 338 531 986	368 750 144	2 163 673 181
673 Flat Rolled Products, Not Clad	65 865 386	532 159 997	44 612 143	369 272 555
655 Knitted Or Crocheted Fabrics	2 768 790	26 820 941	25 384 632	245 478 954
653 Fabrics, Woven, Of Man-made Fibres	1 595 484	12 970 860	19 959 128	164 659 945
232 Synthetic Rubber Latex, Synthetic/reclaimed Rubber	10 587 989	75 947 590	20 268 640	153 332 562
LAINNYA	158 029 614	1 660 132 895	425 919 278	3 651 400 750
SUB TOTAL	623 660 955	4 646 564 269	904 893 965	6 747 817 947
<b>TAIWAN</b>				
673 Flat Rolled Products, Not Clad	36 648 212	205 220 477	23 362 963	135 812 638
655 Knitted Or Crocheted Fabrics	1 118 479	11 430 284	10 185 225	110 343 888
653 Fabrics, Woven, Of Man-made Fibres	749 691	8 643 732	9 812 322	107 056 773
728 Other Machines And Equipment Specialized For Particular Industry	1 082 695	12 163 843	6 674 550	92 164 242
776 Thermionic, Cold Cathode, And Photo Cathode Valves/tubes	22 863	260 229	9 513 302	82 044 486
LAINNYA	106 249 445	780 717 541	229 643 339	1 680 353 190
SUB TOTAL	145 871 385	1 018 436 106	289 191 701	2 207 775 217
<b>CHINA</b>				
764 Telecommunication Equipments And Parts	4 727 330	44 613 419	215 669 776	2 078 058 245
752 Automatic Data Processing Machines And Their Units	2 057 757	15 556 794	102 451 313	920 601 919
676 Iron/steel Bars, Rods, Angels, Shaped And Sections	71 597 621	821 438 918	43 486 722	496 327 007
778 Electrical Machinery And Apparatus	7 756 381	60 719 125	45 401 107	378 584 556
716 Rotating Electric Plants And Parts	7 915 364	68 091 803	47 469 492	333 565 887
LAINNYA	1 007 353 834	7 832 143 995	1 687 047 075	13 126 543 184
SUB TOTAL	1 101 408 287	8 842 564 054	2 141 525 485	17 333 680 798
<b>MONGOLIA</b>				
793 Ships, Boats, And Floating Structures	0	61 883 000	0	19 075 467
278 Other Crude Minerals	0	180 000	0	73 800
874 Measuring, Checking, Analysing, And Controlling Instrument And Ap	0	4	0	5 431
728 Other Machines And Equipment Specialized For Particular Industry	0	2 440	0	4 600
772 Electrical Apparatus For Making And Breaking Electrical Circuits	40	40	3 024	3 024
LAINNYA	0	49	0	3 148
SUB TOTAL	40	62 065 533	3 024	19 165 470

**I.6 IMPOR KOMODITI MENURUT NEGARA ASAL / IMPORT BY COUNTRY OF ORIGIN  
DAN LIMA GOLONGAN BARANG (SITC) UTAMA / AND FIVE MAJOR SITC COMMODITY GROUP  
\*\* JULI / JULY 2014 \*\***

Negara Asal/SITC/Uraian Golongan Barang <i>Country of Origin/SITC/group Description</i>	Berat Bersih / <i>Net Weight (Kg)</i>		Nilai CIF / <i>CIF Value (US\$)</i>	
	Bulan ini <i>Current month</i>	Kumulatif <i>Cum. Jan to date</i>	Bulan ini <i>Current month</i>	Kumulatif <i>Cum. Jan to date</i>
<b>MACAU</b>				
682 Copper	33 663	422 422	127 370	1 571 430
652 Cotton Fabrics, Woven	191	152 177	1 476	1 201 027
655 Knitted Or Crocheted Fabrics	9 992	73 423	86 431	572 070
541 Medicinal And Pharmaceutical Products	0	1 058	0	332 292
651 Textile Yarns	287	44 422	1 764	303 073
LAINNYA	14 415	49 932	211 554	878 043
SUB TOTAL	58 548	743 434	428 595	4 857 935
<b>PAPUA NEW GUINEA</b>				
072 Cocoa	600 000	5 216 610	1 891 558	15 354 910
282 Waste And Scrap Metal Of Iron/steel	107 689	5 574 003	39 845	2 125 846
223 Oil Seeds Use For Extraction Of Other Fixed Vegetable Oils	0	1 320	0	187 933
713 Internal Combustion Piston Engines And Parts	15 611	15 611	79 345	79 345
748 Transmission Shafts And Cranks	6 880	6 880	34 974	34 974
LAINNYA	0	2 235	0	26 232
SUB TOTAL	730 180	10 816 659	2 045 722	17 809 240
<b>THAILAND</b>				
784 Parts And Accessories Of The Motor Vehicles	7 203 933	58 004 924	66 455 030	548 027 580
061 Sugar, Molasses, And Honey	155 718 420	1 210 887 568	68 423 308	544 268 270
781 Passenger Motor Cars	4 622 640	44 035 250	46 342 225	454 980 516
713 Internal Combustion Piston Engines And Parts	3 585 217	19 191 715	27 080 804	251 205 784
571 Polymers Of Ethylene In Primary Forms	18 313 894	124 085 173	30 626 554	207 191 540
LAINNYA	376 967 384	3 161 063 038	469 787 462	3 699 667 639
SUB TOTAL	566 411 488	4 617 267 668	708 715 383	5 705 341 329
<b>SINGAPORE</b>				
334 Petroleum Products, Refined	1 199 703 762	8 327 464 406	1 226 205 844	8 490 579 405
511 Hydrocarbon And Their Halogenated, Nitrated Derivatives	50 358 807	432 660 498	70 332 724	577 723 385
776 Thermionic, Cold Cathode, And Photo Cathode Valves/tubes	569 395	4 482 977	61 668 882	362 270 116
575 Other Plastics In Primary Forms	24 297 547	174 853 776	44 515 625	313 678 881
772 Electrical Apparatus For Making And Breaking Electrical Circuits	1 048 231	7 624 953	46 959 053	313 600 459
LAINNYA	272 662 182	2 152 357 238	699 665 165	4 815 658 446
SUB TOTAL	1 548 639 924	11 099 443 848	2 149 347 293	14 873 510 692
<b>PHILIPPINES</b>				
784 Parts And Accessories Of The Motor Vehicles	495 626	4 730 986	5 588 143	57 866 460
726 Printing/book Binding Machinery And Parts	55 200	685 320	431 723	24 162 498
752 Automatic Data Processing Machines And Their Units	15 825	282 974	1 831 979	23 080 409
773 Equipment For Distributing Electricity	177 777	2 266 857	1 572 690	18 430 171
764 Telecommunication Equipments And Parts	8 121	65 008	1 690 221	16 289 580
LAINNYA	8 395 507	247 740 647	23 561 897	250 929 690
SUB TOTAL	9 148 056	255 771 792	34 676 653	390 758 808
<b>MALAYSIA</b>				
334 Petroleum Products, Refined	430 503 843	2 573 144 490	431 425 889	2 598 205 655
511 Hydrocarbon And Their Halogenated, Nitrated Derivatives	6 382 203	103 940 920	9 074 168	147 384 308
741 Heating And Cooling Equipments And Parts	1 183 320	13 221 661	12 144 916	143 837 267
571 Polymers Of Ethylene In Primary Forms	6 987 056	77 073 560	11 391 235	124 705 189
575 Other Plastics In Primary Forms	8 821 671	71 863 114	15 228 514	120 526 834
LAINNYA	325 754 830	2 515 158 466	374 476 388	3 029 092 641
SUB TOTAL	779 632 923	5 354 402 211	853 741 110	6 163 751 894
<b>MYANMAR</b>				
054 Vegetables, Fresh, Chilled, Frozen Or Simply Preserved	806 150	57 893 844	865 199	57 167 208
682 Copper	399 618	3 102 011	2 808 867	22 010 697
042 Rice	0	8 136 000	0	2 686 152
061 Sugar, Molasses, And Honey	684 050	942 750	557 408	759 868
744 Mechanical Handling Equipments And Parts	0	77 692	0	717 929
LAINNYA	63 353	1 460 483	258 958	2 845 894
SUB TOTAL	1 953 171	71 612 780	4 490 432	86 187 748

**I.6 IMPOR KOMODITI MENURUT NEGARA ASAL / IMPORT BY COUNTRY OF ORIGIN  
DAN LIMA GOLONGAN BARANG (SITC) UTAMA / AND FIVE MAJOR SITC COMMODITY GROUP  
\*\* JULI / JULY 2014 \*\***

Negara Asal/SITC/Uraian Golongan Barang <i>Country of Origin/SITC/group Description</i>	Berat Bersih / <i>Net Weight (Kg)</i>		Nilai CIF / <i>CIF Value (US\$)</i>	
	Bulan ini <i>Current month</i>	Kumulatif <i>Cum. Jan to date</i>	Bulan ini <i>Current month</i>	Kumulatif <i>Cum. Jan to date</i>
<b>CAMBODIA</b>				
841 Men's Coats/jackets, Not Knitted	8 631	87 492	305 178	2 839 578
845 Articles Of Apparel	8 956	57 593	254 028	1 777 753
842 Women's Coats/jacket, Not Knitted	2 049	63 328	68 071	1 375 896
844 Women's Coats/jackets, Knitted	6 649	32 543	161 947	1 032 509
793 Ships, Boats, And Floating Structures	0	877 000	0	937 062
LAINNYA	84 561	602 988	575 917	4 387 159
SUB TOTAL	110 846	1 720 944	1 365 141	12 349 957
<b>BRUNEI DARUSSALAM</b>				
333 Petroleum Oil, Crude	86 914 000	695 655 000	72 264 620	568 131 625
512 Alcohols,phenols,phenol-alcohols And Their Halogenated	9 378 788	21 551 274	3 605 817	8 511 990
282 Waste And Scrap Metal Of Iron/steel	2 421 870	8 134 700	896 092	3 024 064
691 Structures And Parts Of Iron/steel Or Aluminium	0	54 483	0	161 663
251 Pulp And Waste Paper	0	720 350	0	147 558
LAINNYA	19 571	192 543	158 885	516 702
SUB TOTAL	98 734 229	726 308 350	76 925 414	580 493 602
<b>LAO PEOPLE'S DEM. REP.</b>				
122 Tobacco, Manufactured	178 200	4 796 550	1 071 873	28 532 375
121 Tobacco, Unmanufactured And Refused	0	1 683 000	0	8 311 250
071 Coffee And Coffee Substitutes	0	133 200	0	563 867
232 Synthetic Rubber Latex, Synthetic/reclaimed Rubber	0	12 000	0	53 800
695 Tools For Used In The Hand Or In Machines	0	96	0	6 783
LAINNYA	0	78	0	5 182
SUB TOTAL	178 200	6 624 924	1 071 873	37 473 257
<b>NEPAL</b>				
659 Floor Coverings	100	100	11 562	11 562
642 Paper And Paperboard Cut To Size/shape And Article Of Papers	0	2 322	0	8 890
656 Tulle,lace,embroidery,ribbons,trimmings And Other Small Wares	0	6	0	80
LAINNYA	0	0	0	0
SUB TOTAL	100	2 428	11 562	20 532
<b>BHUTAN</b>				
749 Non-electric Parts And Accessories Of Machineries	0	1	0	5
LAINNYA	0	0	0	0
SUB TOTAL	0	1	0	5
<b>VIET NAM</b>				
764 Telecommunication Equipments And Parts	278 825	2 386 214	47 529 223	635 757 332
674 Flat Rolled Products, Clad Or Plated	35 834 754	219 517 988	29 667 985	186 390 204
752 Automatic Data Processing Machines And Their Units	156 573	1 292 938	32 835 693	171 747 095
661 Lime,cement And Fabricated Construction Materials	134 098 687	1 504 806 413	8 679 050	96 128 496
333 Petroleum Oil, Crude	0	79 550 042	0	68 848 491
LAINNYA	40 171 267	395 680 885	98 177 342	775 800 428
SUB TOTAL	210 540 106	2 203 234 480	216 889 293	1 934 672 046
<b>INDIA</b>				
334 Petroleum Products, Refined	56 831 000	291 646 181	62 273 188	320 911 113
044 Maize, Unmilled	181 239 545	1 038 098 827	47 185 247	262 686 485
511 Hydrocarbon And Their Halogenated, Nitrated Derivatives	5 027 533	134 615 634	7 464 517	181 308 960
222 Oil Seeds Use For Extraction Ofsoft Fixed Vegetable Oils	16 258 097	151 263 275	18 066 536	166 531 201
041 Wheat And Meslin, Unmilled	120 851 640	330 790 461	36 574 109	101 811 672
LAINNYA	85 436 973	1 315 327 085	160 973 239	1 502 577 576
SUB TOTAL	465 644 788	3 261 741 463	332 536 836	2 535 827 007
<b>PAKISTAN</b>				
263 Cotton	0	13 840 833	0	23 036 764
057 Fruit And Nut; Fresh Or Dried	0	16 542 499	0	16 418 101
611 Leathers	25 169	220 677	996 018	8 127 976

**I.6 IMPOR KOMODITI MENURUT NEGARA ASAL / IMPORT BY COUNTRY OF ORIGIN  
DAN LIMA GOLONGAN BARANG (SITC) UTAMA / AND FIVE MAJOR SITC COMMODITY GROUP  
\*\* JULI / JULY 2014 \*\***

Negara Asal/SITC/Uraian Golongan Barang <i>Country of Origin/SITC/group Description</i>	Berat Bersih / Net Weight (Kg)		Nilai CIF / CIF Value (US\$)	
	Bulan ini <i>Current month</i>	Kumulatif <i>Cum. Jan to date</i>	Bulan ini <i>Current month</i>	Kumulatif <i>Cum. Jan to date</i>
652 Cotton Fabrics, Woven	150 862	1 133 970	765 973	6 887 101
034 Fish, Fresh, Chilled Or Frozen	979 110	7 595 930	661 446	5 384 300
LAINNYA	2 599 710	20 343 113	1 835 196	19 689 893
<b>SUB TOTAL</b>	<b>3 754 851</b>	<b>59 677 022</b>	<b>4 258 633</b>	<b>79 544 135</b>
<b>BANGLADESH</b>				
651 Textile Yarns	264 000	11 017 201	278 055	9 562 251
673 Flat Rolled Products, Not Clad	1 067 295	9 332 675	773 024	6 687 259
845 Articles Of Apparel	31 053	234 566	850 109	6 362 476
121 Tobacco, Unmanufactured And Refused	0	1 258 013	0	5 260 279
841 Men's Coats/jackets, Not Knitted	11 917	148 121	396 486	4 197 019
LAINNYA	899 576	7 336 653	1 990 186	13 302 550
<b>SUB TOTAL</b>	<b>2 273 841</b>	<b>29 327 229</b>	<b>4 287 860</b>	<b>45 371 834</b>
<b>SRI LANKA</b>				
046 Meal And Flour Of Wheat And Flour Of Meslin	1 634 000	26 039 000	694 450	11 203 620
121 Tobacco, Unmanufactured And Refused	13 142	167 827	565 399	5 207 156
845 Articles Of Apparel	4 166	79 830	221 587	3 250 285
074 Tea And Mate	38 486	215 683	303 829	1 540 553
842 Women's Coats/jacket, Not Knitted	2 610	24 793	151 867	1 153 196
LAINNYA	310 378	1 639 303	859 701	6 355 792
<b>SUB TOTAL</b>	<b>2 002 782</b>	<b>28 166 436</b>	<b>2 796 833</b>	<b>28 710 602</b>
<b>AFGHANISTAN</b>				
057 Fruit And Nut; Fresh Or Dried	0	36 000	0	70 552
899 Other Miscellaneous Manufactured Articles	0	112	0	548
LAINNYA	0	0	0	0
<b>SUB TOTAL</b>	<b>0</b>	<b>36 112</b>	<b>0</b>	<b>71 100</b>
<b>INDONESIA</b>				
851 Footwears	40 941	902 474	488 983	10 420 159
762 Radio Broadcast Receivers	6 880	139 497	399 963	7 225 735
772 Electrical Apparatus For Making And Breaking Electrical Circuits	16 998	478 814	623 329	5 987 223
726 Printing/book Binding Machinery And Parts	15 075	241 966	212 151	4 834 226
773 Equipment For Distributing Electricity	96 068	530 980	611 257	4 107 032
LAINNYA	2 551 177	13 489 652	10 623 628	71 432 099
<b>SUB TOTAL</b>	<b>2 727 139</b>	<b>15 783 383</b>	<b>12 959 311</b>	<b>104 006 474</b>
<b>IRAQ</b>				
611 Leathers	0	20 085	0	188 730
057 Fruit And Nut; Fresh Or Dried	0	114 750	0	98 685
695 Tools For Used In The Hand Or In Machines	0	90	0	29 280
694 Nails, Screws, Nuts, Bolts, Rivets Of Iron/steel Or Copper	0	22	0	5 665
874 Measuring, Checking, Analysing, And Controlling Instrument And Ap	0	3	0	3 612
LAINNYA	20	80	2 240	4 251
<b>SUB TOTAL</b>	<b>20</b>	<b>135 030</b>	<b>2 240</b>	<b>330 223</b>
<b>IRAN (ISLAMIC REPUBLIC OF)</b>				
335 Residual Petroleum Products, And Related Materials	1 307 570	14 752 377	743 674	8 768 449
278 Other Crude Minerals	495 000	5 554 503	267 300	2 999 432
057 Fruit And Nut; Fresh Or Dried	256 760	3 399 521	239 847	2 942 708
512 Alcohols,phenols,phenol-alcohols And Their Halogenated	0	4 667 477	0	2 669 797
074 Tea And Mate	54 211	2 255 380	50 527	1 721 243
LAINNYA	337	611 700	75 778	1 797 813
<b>SUB TOTAL</b>	<b>2 113 878</b>	<b>31 240 958</b>	<b>1 377 126</b>	<b>20 899 442</b>
<b>SAUDI ARABIA</b>				
333 Petroleum Oil, Crude	502 683 390	2 946 239 090	445 340 452	2 568 044 953
342 Liquefied Propane And Butane	87 055 780	328 439 408	75 205 130	298 489 657
511 Hydrocarbon And Their Halogenated, Nitrated Derivatives	37 053 979	133 970 471	50 093 917	185 431 364



**I.6 IMPOR KOMODITI MENURUT NEGARA ASAL / IMPORT BY COUNTRY OF ORIGIN  
DAN LIMA GOLONGAN BARANG (SITC) UTAMA / AND FIVE MAJOR SITC COMMODITY GROUP  
\*\* JULI / JULY 2014 \*\***

Negara Asal/SITC/Uraian Golongan Barang <i>Country of Origin/SITC/group Description</i>	Berat Bersih / <i>Net Weight (Kg)</i>		Nilai CIF / <i>CIF Value (US\$)</i>	
	Bulan ini <i>Current month</i>	Kumulatif <i>Cum. Jan to date</i>	Bulan ini <i>Current month</i>	Kumulatif <i>Cum. Jan to date</i>
334 Petroleum Products, Refined	25 019 850	159 022 860	24 736 712	160 399 387
575 Other Plastics In Primary Forms	12 441 556	77 071 445	17 241 064	108 476 877
LAINNYA	23 967 081	261 876 010	26 080 353	220 532 341
<b>SUB TOTAL</b>	<b>688 221 636</b>	<b>3 906 619 284</b>	<b>638 697 628</b>	<b>3 541 374 579</b>
<b>ISRAEL</b>				
695 Tools For Used In The Hand Or In Machines	1 393	10 997	452 334	3 461 959
515 Organo-inorganic And Heterocyclic Compounds	272	1 969	161 045	1 233 257
514 Nitrogen-function Compounds	0	1 030	0	734 950
533 Pigments, Paints, Varnishes, And Related Materials	0	27 593	0	679 768
745 Other Non-electical Machinery, Tools, And Mechanical Apparatus	31 759	56 099	199 714	306 724
LAINNYA	18 309	258 246	71 842	1 298 331
<b>SUB TOTAL</b>	<b>51 733</b>	<b>355 934</b>	<b>884 935</b>	<b>7 714 989</b>
<b>KUWAIT</b>				
334 Petroleum Products, Refined	105 135 000	811 904 363	95 586 731	742 706 344
511 Hydrocarbon And Their Halogenated, Nitrated Derivatives	11 923 000	70 103 474	16 225 238	92 381 172
512 Alcohols,phenols,phenol-alcohols And Their Halogenated	2 474 210	33 339 969	2 404 932	35 482 660
571 Polymers Of Ethylene In Primary Forms	3 663 000	17 850 597	4 639 068	20 513 180
335 Residual Petroleum Products, And Related Materials	0	32 199 000	0	14 952 232
LAINNYA	768 696	4 112 490	3 379 725	5 015 872
<b>SUB TOTAL</b>	<b>123 963 906</b>	<b>969 509 893</b>	<b>122 235 694</b>	<b>911 051 460</b>
<b>JORDAN</b>				
272 Fertilizers, Crude	0	357 720 000	0	48 464 327
562 Fertilizers, Manufactured	2 451 640	77 892 260	789 438	24 039 262
522 Inorganic Chemical Elements, Oxides And Halogen Salts	5 482 570	5 650 570	4 594 334	4 764 749
591 Disinfectants, Insecticides, And Fungicides Put In Forms	0	28 469	0	307 719
288 Non-ferrous Base Metal Waste And Scraps	20 410	75 230	29 799	288 485
LAINNYA	114 978	596 526	87 098	476 449
<b>SUB TOTAL</b>	<b>8 069 598</b>	<b>441 963 055</b>	<b>5 500 669</b>	<b>78 340 991</b>
<b>LEBANON</b>				
892 Printed Matter	29 180	223 503	134 317	742 040
251 Pulp And Waste Paper	261 902	3 411 462	48 452	693 412
288 Non-ferrous Base Metal Waste And Scraps	19 780	117 700	30 066	384 954
073 Chocolate And Other Food Preparations Containing Cocoa	0	1 683	0	38 715
893 Article Of Plastics	0	2 198	0	3 254
LAINNYA	17	17	5	5
<b>SUB TOTAL</b>	<b>310 879</b>	<b>3 756 563</b>	<b>212 840</b>	<b>1 862 380</b>
<b>PALESTINA</b>				
057 Fruit And Nut; Fresh Or Dried	0	8 800	0	82 500
772 Electrical Apparatus For Making And Breaking Electrical Circuits	1	291	11	14 188
776 Thermionic, Cold Cathode, And Photo Cathode Valves/tubes	0	147	0	7 269
771 Electric Power Machinery And Parts	0	26	0	1 323
872 Medical Instruments And Appliances	0	1	0	107
LAINNYA	0	55	0	1
<b>SUB TOTAL</b>	<b>1</b>	<b>9 320</b>	<b>11</b>	<b>105 388</b>
<b>YEMEN</b>				
034 Fish, Fresh, Chilled Or Frozen	55 182	1 571 532	36 432	1 084 618
251 Pulp And Waste Paper	200 830	1 876 400	42 174	384 281
685 Lead	0	45 750	0	93 101
893 Article Of Plastics	0	268	0	3 413
821 Furnitures And Parts	0	375	0	2 350
LAINNYA	0	68	0	370
<b>SUB TOTAL</b>	<b>256 012</b>	<b>3 494 393</b>	<b>78 606</b>	<b>1 568 133</b>

**I.6 IMPOR KOMODITI MENURUT NEGARA ASAL / IMPORT BY COUNTRY OF ORIGIN  
DAN LIMA GOLONGAN BARANG (SITC) UTAMA / AND FIVE MAJOR SITC COMMODITY GROUP  
\*\* JULI / JULY 2014 \*\***

Negara Asal/SITC/Uraian Golongan Barang <i>Country of Origin/SITC/group Description</i>	Berat Bersih / <i>Net Weight (Kg)</i>		Nilai CIF / <i>CIF Value (US\$)</i>	
	Bulan ini <i>Current month</i>	Kumulatif <i>Cum. Jan to date</i>	Bulan ini <i>Current month</i>	Kumulatif <i>Cum. Jan to date</i>
<b>OMAN</b>				
511 Hydrocarbon And Their Halogenated, Nitrated Derivatives	0	69 522 948	0	86 520 197
512 Alcohols,phenols,phenol-alcohols And Their Halogenated	5 033	193 083 341	7 126	24 033 508
034 Fish, Fresh, Chilled Or Frozen	162 000	1 612 900	108 810	1 051 660
684 Alumunium	0	513 783	0	1 012 791
282 Waste And Scrap Metal Of Iron/steel	0	442 570	0	151 907
LAINNYA	1	164 707	38	155 049
SUB TOTAL	167 034	265 340 249	115 974	112 925 112
<b>SYRIA ARAB REPUBLIC</b>				
611 Leathers	17 300	65 529	127 118	530 886
075 Spices	0	90 100	0	39 342
LAINNYA	0	0	0	0
SUB TOTAL	17 300	155 629	127 118	570 228
<b>TURKEY</b>				
333 Petroleum Oil, Crude	216 027 449	780 518 513	187 107 434	655 374 092
121 Tobacco, Unmanufactured And Refused	81 460	3 351 559	431 453	25 360 676
046 Meal And Flour Of Wheat And Flour Of Meslin	1 656 000	44 963 300	545 640	14 893 580
511 Hydrocarbon And Their Halogenated, Nitrated Derivatives	10 483 102	10 488 968	12 981 794	12 995 043
523 Metallicsalts And Peroxysalts	3 072 000	15 949 000	1 647 960	8 967 555
LAINNYA	6 435 083	49 719 816	10 129 233	80 198 738
SUB TOTAL	237 755 094	904 991 156	212 843 514	797 789 684
<b>UNITED ARAB EMIRATES</b>				
342 Liquefied Propane And Butane	140 533 480	717 595 121	121 555 414	668 025 880
334 Petroleum Products, Refined	27 345 000	168 377 735	26 685 986	162 847 805
684 Alumunium	3 644 852	27 589 141	8 192 309	59 825 120
511 Hydrocarbon And Their Halogenated, Nitrated Derivatives	0	29 380 662	0	42 725 319
575 Other Plastics In Primary Forms	1 565 166	9 414 812	2 251 025	12 356 649
LAINNYA	10 276 029	104 733 481	9 137 195	100 681 376
SUB TOTAL	183 364 527	1 057 090 952	167 821 929	1 046 462 149
<b>QATAR</b>				
342 Liquefied Propane And Butane	137 736 064	689 921 382	119 519 056	654 895 170
334 Petroleum Products, Refined	50 182 773	271 367 704	49 161 307	280 223 607
684 Alumunium	2 898 826	25 849 063	6 723 205	57 587 361
571 Polymers Of Ethylene In Primary Forms	2 095 000	12 242 004	3 146 733	17 200 822
511 Hydrocarbon And Their Halogenated, Nitrated Derivatives	4 206 792	9 947 477	4 087 445	12 283 179
LAINNYA	21 199	107 585 862	29 545	23 837 444
SUB TOTAL	197 140 654	1 116 913 492	182 667 291	1 046 027 583
<b>BAHRAIN</b>				
334 Petroleum Products, Refined	0	63 302 460	0	60 750 965
684 Alumunium	354 787	6 001 874	783 378	12 938 654
661 Lime,cement And Fabricated Construction Materials	63 300	368 402	39 765	237 459
335 Residual Petroleum Products, And Related Materials	0	170 500	0	97 611
652 Cotton Fabrics, Woven	0	11 292	0	90 554
LAINNYA	14	16 462	689	83 138
SUB TOTAL	418 101	69 870 990	823 832	74 198 381
<b>CYPRUS</b>				
251 Pulp And Waste Paper	77 540	4 179 250	17 291	832 740
287 Ores And Concentrates Of Basemetals	0	252 000	0	308 744
745 Other Non-electical Machinery, Tools, And Mechanical Apparatus	0	3 312	0	95 727
098 Edible Products And Preparations	0	24 960	0	66 768
575 Other Plastics In Primary Forms	0	23 525	0	40 698
LAINNYA	11	176 556	2 552	143 820
SUB TOTAL	77 551	4 659 603	19 843	1 488 497

**I.6 IMPOR KOMODITI MENURUT NEGARA ASAL / IMPORT BY COUNTRY OF ORIGIN  
DAN LIMA GOLONGAN BARANG (SITC) UTAMA / AND FIVE MAJOR SITC COMMODITY GROUP  
\*\* JULI / JULY 2014 \*\***

Negara Asal/SITC/Uraian Golongan Barang <i>Country of Origin/SITC/group Description</i>	Berat Bersih / <i>Net Weight (Kg)</i>		Nilai CIF / <i>CIF Value (US\$)</i>	
	Bulan ini <i>Current month</i>	Kumulatif <i>Cum. Jan to date</i>	Bulan ini <i>Current month</i>	Kumulatif <i>Cum. Jan to date</i>
<b>OTHER WEST ASIA</b>				
061 Sugar, Molasses, And Honey	0	40 000	0	64 800
881 Photographic Apparatus And Equipments	45	45	16 043	16 043
771 Electric Power Machinery And Parts	0	8	0	10 034
743 Pumps, Compressors, Fans, Blowers, Centrifuges, And Parts	0	5	0	2 709
892 Printed Matter	0	3	0	1 783
LAINNYA	0	4	0	536
SUB TOTAL	45	40 065	16 043	95 905
<b>EGYPT</b>				
562 Fertilizers, Manufactured	56 881 473	384 217 289	5 084 512	31 580 996
272 Fertilizers, Crude	41 900 000	207 250 000	4 929 577	24 754 603
057 Fruit And Nut; Fresh Or Dried	273 095	14 851 222	339 860	13 625 894
061 Sugar, Molasses, And Honey	0	30 521 102	0	7 377 957
054 Vegetables, Fresh, Chilled, Frozen Or Simply Preserved	0	6 342 500	0	3 496 475
LAINNYA	282 926	5 474 380	726 472	5 421 643
SUB TOTAL	99 337 494	648 656 493	11 080 421	86 257 568
<b>LIBYAN ARAB JAMAHIRIYA</b>				
728 Other Machines And Equipment Specialized For Particular Industry	0	18	0	7 580
748 Transmission Shafts And Cranks	0	86	0	3 291
699 Manufactures Of Base Metals	0	2	0	1 611
629 Articles Of Rubbers	0	1	0	311
679 Tubes, Pipes, Hollow Profile, Pipe Fitting Of Iron/steel	0	2	0	240
LAINNYA	0	1	0	17
SUB TOTAL	0	110	0	13 050
<b>MOROCCO</b>				
522 Inorganic Chemical Elements, Oxides And Halogen Salts	0	66 891 436	0	46 507 042
272 Fertilizers, Crude	0	165 745 800	0	24 366 573
842 Women's Coats/jacket, Not Knitted	9 946	120 813	612 773	7 769 310
841 Men's Coats/jackets, Not Knitted	1 893	22 104	99 261	1 341 007
845 Articles Of Apparel	1 133	23 097	57 000	1 302 625
LAINNYA	48 304	1 725 351	249 121	3 355 609
SUB TOTAL	61 276	234 528 601	1 018 155	84 642 166
<b>TUNISIA</b>				
057 Fruit And Nut; Fresh Or Dried	20 700	3 341 809	78 660	10 857 944
523 Metallicsalts And Peroxysalts	1 040 000	5 459 000	577 200	3 073 912
772 Electrical Apparatus For Making And Breaking Electrical Circuits	3 840	34 892	94 571	914 052
842 Women's Coats/jacket, Not Knitted	383	4 963	28 471	345 111
741 Heating And Cooling Equipments And Parts	0	17 689	0	311 324
LAINNYA	625 084	1 264 434	210 950	1 171 281
SUB TOTAL	1 690 007	10 122 787	989 852	16 673 624
<b>ALGERIA</b>				
333 Petroleum Oil, Crude	0	333 220 260	0	298 422 103
251 Pulp And Waste Paper	362 000	4 272 200	74 934	881 691
057 Fruit And Nut; Fresh Or Dried	0	8 400	0	6 804
748 Transmission Shafts And Cranks	3	3	178	178
694 Nails, Screws, Nuts, Bolts, Rivets Of Iron/steel Or Copper	0	1	0	8
LAINNYA	0	0	0	0
SUB TOTAL	362 003	337 500 864	75 112	299 310 784
<b>SUDAN</b>				
222 Oil Seeds Use For Extraction Ofsoft Fixed Vegetable Oils	0	370 000	0	274 750
263 Cotton	0	56 561	0	104 955
273 Stone, Sand And Gravel	749	12 349	3 552	54 429
516 Other Organic Chemicals	0	18 800	0	31 772
001 Live Animals Other Than Fish	0	651	0	3 015
LAINNYA	94	112	636	800
SUB TOTAL	843	458 473	4 188	469 721

**I.6 IMPOR KOMODITI MENURUT NEGARA ASAL / IMPORT BY COUNTRY OF ORIGIN  
DAN LIMA GOLONGAN BARANG (SITC) UTAMA / AND FIVE MAJOR SITC COMMODITY GROUP  
\*\* JULI / JULY 2014 \*\***

Negara Asal/SITC/Uraian Golongan Barang <i>Country of Origin/SITC/group Description</i>	Berat Bersih / <i>Net Weight (Kg)</i>		Nilai CIF / <i>CIF Value (US\$)</i>	
	Bulan ini <i>Current month</i>	Kumulatif <i>Cum. Jan to date</i>	Bulan ini <i>Current month</i>	Kumulatif <i>Cum. Jan to date</i>
<b>ERITREA</b>				
675 Flat Rolled Products And Alloy Steels	0	112	0	8 485
778 Electrical Machinery And Apparatus	0	672	0	7 140
749 Non-electric Parts And Accessories Of Machinerics	0	3	0	52
LAINNYA	0	0	0	0
SUB TOTAL	0	787	0	15 677
<b>LESOTHO</b>				
841 Men's Coats/jackets, Not Knitted	4 143	46 536	56 042	649 415
LAINNYA	0	0	0	0
SUB TOTAL	4 143	46 536	56 042	649 415
<b>NAMIBIA</b>				
036 Crustaceans, Molluscs, And Aquatic Invertebrates	0	34 983	0	266 297
273 Stone, Sand And Gravel	0	377 250	0	109 403
057 Fruit And Nut; Fresh Or Dried	0	32 400	0	69 358
641 Papers And Paperboards	0	19	0	1 720
746 Ball Or Roller Bearings	0	4	0	709
LAINNYA	0	0	0	0
SUB TOTAL	0	444 656	0	447 487
<b>WESTERN SAHARA</b>				
723 Civil Engineering And Contractor Plants And Equipments/parts	8	8	2 184	2 184
LAINNYA	0	0	0	0
SUB TOTAL	8	8	2 184	2 184
<b>ETHIOPIA</b>				
054 Vegetables, Fresh, Chilled, Frozen Or Simply Preserved	4 465 000	12 509 000	3 589 854	9 938 317
222 Oil Seeds Use For Extraction Ofsoft Fixed Vegetable Oils	902 396	3 689 396	490 510	1 969 218
611 Leathers	1 396	17 056	116 637	943 061
075 Spices	30 000	675 020	62 300	544 979
071 Coffee And Coffee Substitutes	0	8 513	0	27 157
LAINNYA	0	326	0	1 359
SUB TOTAL	5 398 792	16 899 311	4 259 301	13 424 091
<b>TANZANIA, UNITED REP. OF</b>				
263 Cotton	131 743	2 817 785	273 772	5 594 078
682 Copper	0	449 403	0	3 072 095
121 Tobacco, Unmanufactured And Refused	400	349 329	3 136	2 210 687
222 Oil Seeds Use For Extraction Ofsoft Fixed Vegetable Oils	772 935	873 172	484 154	522 244
074 Tea And Mate	0	80 840	0	166 523
LAINNYA	9	164 058	10 085	259 216
SUB TOTAL	905 087	4 734 587	771 147	11 824 843
<b>MADAGASCAR</b>				
551 Essential Oils, Perfumes, And Flavour Materials	0	160 009	0	2 306 435
263 Cotton	94 220	432 999	188 692	853 415
075 Spices	0	11 500	0	663 800
841 Men's Coats/jackets, Not Knitted	180	7 343	9 318	230 903
562 Fertilizers, Manufactured	0	1 079 460	0	153 283
LAINNYA	6 778	524 800	34 933	398 326
SUB TOTAL	101 178	2 216 111	232 943	4 606 162
<b>SOMALIA</b>				
759 Parts And Accessories For Machine Of Heading 751 Or 752	0	333	0	75 922
846 Clothing Accessories Of Textiles Fabrics	0	38	0	750
773 Equipment For Distributing Electricity	0	275	0	5
723 Civil Engineering And Contractor Plants And Equipments/parts	0	56	0	2
695 Tools For Used In The Hand Or In Machines	14	14	1	1
LAINNYA	0	0	0	0
SUB TOTAL	14	716	1	76 680

**I.6 IMPOR KOMODITI MENURUT NEGARA ASAL / IMPORT BY COUNTRY OF ORIGIN  
DAN LIMA GOLONGAN BARANG (SITC) UTAMA / AND FIVE MAJOR SITC COMMODITY GROUP  
\*\* JULI / JULY 2014 \*\***

Negara Asal/SITC/Uraian Golongan Barang <i>Country of Origin/SITC/group Description</i>	Berat Bersih / <i>Net Weight (Kg)</i>		Nilai CIF / <i>CIF Value (US\$)</i>	
	Bulan ini <i>Current month</i>	Kumulatif <i>Cum. Jan to date</i>	Bulan ini <i>Current month</i>	Kumulatif <i>Cum. Jan to date</i>
<b>KENYA</b>				
074 Tea And Mate	201 171	1 254 143	458 354	3 021 949
523 Metallicsalts And Peroxysalts	495 000	4 916 282	103 950	1 006 185
611 Leathers	0	110 742	0	964 486
265 Vegetable Textile Fibres,raw Or Processed;waste Of These Fibres	0	196 000	0	280 140
054 Vegetables, Fresh, Chilled, Frozen Or Simply Preserved	0	42 350	0	29 645
LAINNYA	715	8 995	7 042	29 874
SUB TOTAL	696 886	6 528 512	569 346	5 332 279
<b>REUNION</b>				
251 Pulp And Waste Paper	209 402	6 387 872	38 739	1 182 772
657 Special Yarns,textile Fabrics	328	892	19 030	95 401
748 Transmission Shafts And Cranks	0	686	0	90 048
579 Waste And Scrap Of Plastics	0	281 460	0	59 107
745 Other Non-electical Machinery, Tools, And Mechanical Apparatus	8	308	2 816	19 585
LAINNYA	29	18 537	3 762	48 915
SUB TOTAL	209 767	6 689 755	64 347	1 495 828
<b>MOZAMBIQUE</b>				
263 Cotton	436 379	3 561 204	897 846	6 715 621
222 Oil Seeds Use For Extraction Ofsoft Fixed Vegetable Oils	3 494 100	3 894 100	3 677 542	4 118 042
282 Waste And Scrap Metal Of Iron/steel	0	8 513 000	0	3 107 245
121 Tobacco, Unmanufactured And Refused	31 200	214 590	264 288	1 471 580
265 Vegetable Textile Fibres,raw Or Processed;waste Of These Fibres	0	112 140	0	148 296
LAINNYA	12 300	24 952	32 595	62 697
SUB TOTAL	3 973 979	16 319 986	4 872 271	15 623 481
<b>BOTSWANA</b>				
658 Made-up Articles, Wholly/chiefly Of Textile Materials	0	80	0	2 299
655 Knitted Or Crocheted Fabrics	0	115	0	116
656 Tulle,lace,enbroidery,ribbons,trimmings And Other Small Wares	0	11	0	65
892 Printed Matter	0	4	0	26
651 Textile Yarns	0	1	0	1
LAINNYA	0	0	0	0
SUB TOTAL	0	211	0	2 507
<b>EQUATORIAL GUINEA</b>				
694 Nails, Screws, Nuts, Bolts, Rivets Of Iron/steel Or Copper	0	1	0	6
LAINNYA	0	0	0	0
SUB TOTAL	0	1	0	6
<b>TOGO</b>				
263 Cotton	279 871	1 543 673	568 945	3 066 134
282 Waste And Scrap Metal Of Iron/steel	0	1 973 640	0	727 954
893 Article Of Plastics	0	1	0	8
LAINNYA	0	0	0	0
SUB TOTAL	279 871	3 517 314	568 945	3 794 096
<b>GHANA</b>				
072 Cocoa	950 000	6 966 097	3 212 907	20 873 989
685 Lead	0	98 520	0	199 010
634 Veneers,plywood,improved/reconstituted Wood Worked	0	16 320	0	123 536
288 Non-ferrous Base Metal Waste And Scraps	0	40 330	0	63 721
641 Papers And Paperboards	1 500	1 500	14 930	14 930
LAINNYA	0	73	0	3 959
SUB TOTAL	951 500	7 122 840	3 227 837	21 279 145
<b>LIBERIA</b>				
652 Cotton Fabrics, Woven	1 514	4 403	16 380	43 107
728 Other Machines And Equipment Specialized For Particular Industry	1 420	1 420	10 753	10 753
291 Crude Animal Materials	0	48	0	7 728

**I.6 IMPOR KOMODITI MENURUT NEGARA ASAL / IMPORT BY COUNTRY OF ORIGIN  
DAN LIMA GOLONGAN BARANG (SITC) UTAMA / AND FIVE MAJOR SITC COMMODITY GROUP  
\*\* JULI / JULY 2014 \*\***

Negara Asal/SITC/Uraian Golongan Barang <i>Country of Origin/SITC/group Description</i>	Berat Bersih / <i>Net Weight (Kg)</i>		Nilai CIF / <i>CIF Value (US\$)</i>	
	Bulan ini <i>Current month</i>	Kumulatif <i>Cum. Jan to date</i>	Bulan ini <i>Current month</i>	Kumulatif <i>Cum. Jan to date</i>
574 Poliacetals And Polycarbons In Primary Forms	760	760	6 928	6 928
656 Tulle,lace,embroidery,ribbons,trimmings And Other Small Wares	0	5	0	129
LAINNYA	0	5	0	33
<b>SUB TOTAL</b>	<b>3 694</b>	<b>6 641</b>	<b>34 061</b>	<b>68 678</b>
<b>GUINEA</b>				
263 Cotton	0	273 669	0	543 003
752 Automatic Data Processing Machines And Their Units	0	6	0	3 263
LAINNYA	0	0	0	0
<b>SUB TOTAL</b>	<b>0</b>	<b>273 675</b>	<b>0</b>	<b>546 266</b>
<b>ANGOLA</b>				
333 Petroleum Oil, Crude	0	254 622 360	0	205 874 808
684 Alumunium	0	215 630	0	412 834
874 Measuring, Checking, Analysing, And Controlling Instrument And Ap	1	4	1 104	7 512
773 Equipment For Distributing Electricity	0	23	0	6 893
718 Other Power Generating Machines And Parts	0	24	0	5 303
LAINNYA	3	42	25	4 986
<b>SUB TOTAL</b>	<b>4</b>	<b>254 838 083</b>	<b>1 129</b>	<b>206 312 336</b>
<b>CONGO</b>				
248 Wood, simply Worked And Railway Sleeper Of Wood	163 052	627 222	111 920	491 143
772 Electrical Apparatus For Making And Breaking Electrical Circuits	0	29	0	32 632
553 Perfumery, Cosmetics, And Toilet Preparations	80	80	27 416	27 416
629 Articles Of Rubbers	0	10	0	1 204
737 Metalworking Machinery And Parts	9	9	360	360
LAINNYA	0	2	0	79
<b>SUB TOTAL</b>	<b>163 141</b>	<b>627 352</b>	<b>139 696</b>	<b>552 834</b>
<b>CAMEROON</b>				
263 Cotton	548 751	2 798 522	1 105 266	5 125 022
072 Cocoa	97 500	2 164 601	152 537	4 984 639
248 Wood, simply Worked And Railway Sleeper Of Wood	519 058	1 823 609	383 901	1 396 888
685 Lead	47 000	47 000	93 530	93 530
659 Floor Coverings	0	9 391	0	65 106
LAINNYA	7	74 198	863	93 056
<b>SUB TOTAL</b>	<b>1 212 316</b>	<b>6 917 321</b>	<b>1 736 097</b>	<b>11 758 241</b>
<b>NIGERIA</b>				
333 Petroleum Oil, Crude	421 236 000	2 338 184 000	403 109 040	1 984 190 799
342 Liquefied Propane And Butane	0	91 075 000	0	87 128 138
263 Cotton	0	2 076 465	0	3 083 503
611 Leathers	0	130 900	0	1 264 091
072 Cocoa	0	991 784	0	1 202 349
LAINNYA	885	382 428	69 710	1 211 180
<b>SUB TOTAL</b>	<b>421 236 885</b>	<b>2 432 840 577</b>	<b>403 178 750</b>	<b>2 078 080 060</b>
<b>SIERRA LEONE</b>				
759 Parts And Accessories For Machine Of Heading 751 Or 752	0	2 037	0	155 066
772 Electrical Apparatus For Making And Breaking Electrical Circuits	0	322	0	63 482
598 Miscellaneous Chemical Products	170	973	4 966	39 738
742 Pumps For Liquid And Parts	0	94	0	5 008
112 Alcoholic Beverages	0	152	0	2 277
LAINNYA	4	64	213	3 750
<b>SUB TOTAL</b>	<b>174</b>	<b>3 642</b>	<b>5 179</b>	<b>269 321</b>
<b>GABON</b>				
873 Meters And Counters	0	2 010	0	72 976
248 Wood, simply Worked And Railway Sleeper Of Wood	0	122 513	0	72 911
718 Other Power Generating Machines And Parts	0	100	0	14 526

**I.6 IMPOR KOMODITI MENURUT NEGARA ASAL / IMPORT BY COUNTRY OF ORIGIN  
DAN LIMA GOLONGAN BARANG (SITC) UTAMA / AND FIVE MAJOR SITC COMMODITY GROUP  
\*\* JULI / JULY 2014 \*\***

Negara Asal/SITC/Uraian Golongan Barang <i>Country of Origin/SITC/group Description</i>	Berat Bersih / <i>Net Weight (Kg)</i>		Nilai CIF / <i>CIF Value (US\$)</i>	
	Bulan ini <i>Current month</i>	Kumulatif <i>Cum. Jan to date</i>	Bulan ini <i>Current month</i>	Kumulatif <i>Cum. Jan to date</i>
874 Measuring, Checking, Analysing, And Controlling Instrument And Ap	0	112	0	5 671
716 Rotating Electric Plants And Parts	0	27	0	3 172
LAINNYA	14	85	1	3 557
<b>SUB TOTAL</b>	<b>14</b>	<b>124 847</b>	<b>1</b>	<b>172 813</b>
<b>COTE D'IVOIRE</b>				
072 Cocoa	2 997 334	18 565 415	9 286 647	55 196 796
263 Cotton	1 238 080	13 436 115	2 534 887	27 272 964
248 Wood, simply Worked And Railway Sleeper Of Wood	57 975	153 989	66 896	179 634
057 Fruit And Nut; Fresh Or Dried	0	34 920	0	36 666
292 Crude Vegetable Materials	0	8 960	0	14 336
LAINNYA	403	403	11 031	11 031
<b>SUB TOTAL</b>	<b>4 293 792</b>	<b>32 199 802</b>	<b>11 899 461</b>	<b>82 711 427</b>
<b>SENEGAL</b>				
263 Cotton	99 556	1 637 057	205 215	3 287 736
282 Waste And Scrap Metal Of Iron/steel	0	1 071 620	0	409 946
723 Civil Engineering And Contractor Plants And Equipments/parts	0	110	0	20 790
664 Glass	0	1 048	0	9 838
746 Ball Or Roller Bearings	10	10	8 244	8 244
LAINNYA	0	344	0	8 371
<b>SUB TOTAL</b>	<b>99 566</b>	<b>2 710 189</b>	<b>213 459</b>	<b>3 744 925</b>
<b>MAURITANIA</b>				
845 Articles Of Apparel	0	177	0	5 441
554 Soap, cleansing And Polishing Preparations	0	1	0	2
LAINNYA	0	0	0	0
<b>SUB TOTAL</b>	<b>0</b>	<b>178</b>	<b>0</b>	<b>5 443</b>
<b>MALI</b>				
263 Cotton	2 957 426	21 750 611	6 181 484	44 601 680
098 Edible Products And Preparations	0	14 520	0	183 482
772 Electrical Apparatus For Making And Breaking Electrical Circuits	0	308	0	15 367
776 Thermionic, Cold Cathode, And Photo Cathode Valves/tubes	0	121	0	5 274
694 Nails, Screws, Nuts, Bolts, Rivets Of Iron/steel Or Copper	0	101	0	3 492
LAINNYA	95	757	2 637	11 636
<b>SUB TOTAL</b>	<b>2 957 521</b>	<b>21 766 418</b>	<b>6 184 121</b>	<b>44 820 931</b>
<b>BENIN</b>				
263 Cotton	2 666 739	6 312 255	5 607 046	13 000 008
288 Non-ferrous Base Metal Waste And Scraps	0	81 220	0	128 328
LAINNYA	0	0	0	0
<b>SUB TOTAL</b>	<b>2 666 739</b>	<b>6 393 475</b>	<b>5 607 046</b>	<b>13 128 336</b>
<b>BURKINA FASO</b>				
263 Cotton	2 242 989	19 585 492	4 651 272	38 948 227
LAINNYA	0	0	0	0
<b>SUB TOTAL</b>	<b>2 242 989</b>	<b>19 585 492</b>	<b>4 651 272</b>	<b>38 948 227</b>
<b>GUINEA BISSAU</b>				
695 Tools For Used In The Hand Or In Machines	450	450	36 202	36 202
772 Electrical Apparatus For Making And Breaking Electrical Circuits	73	73	18 980	18 980
718 Other Power Generating Machines And Parts	0	69	0	7 368
LAINNYA	0	0	0	0
<b>SUB TOTAL</b>	<b>523</b>	<b>592</b>	<b>55 182</b>	<b>62 550</b>
<b>GAMBIA</b>				
874 Measuring, Checking, Analysing, And Controlling Instrument And Ap	0	381	0	11 762
743 Pumps, Compressors, Fans, Blowers, Centrifuges, And Parts	0	167	0	2 462
LAINNYA	0	0	0	0
<b>SUB TOTAL</b>	<b>0</b>	<b>548</b>	<b>0</b>	<b>14 224</b>

**I.6 IMPOR KOMODITI MENURUT NEGARA ASAL / IMPORT BY COUNTRY OF ORIGIN  
DAN LIMA GOLONGAN BARANG (SITC) UTAMA / AND FIVE MAJOR SITC COMMODITY GROUP  
\*\* JULI / JULY 2014 \*\***

Negara Asal/SITC/Uraian Golongan Barang <i>Country of Origin/SITC/group Description</i>	Berat Bersih / <i>Net Weight (Kg)</i>		Nilai CIF / <i>CIF Value (US\$)</i>	
	Bulan ini <i>Current month</i>	Kumulatif <i>Cum. Jan to date</i>	Bulan ini <i>Current month</i>	Kumulatif <i>Cum. Jan to date</i>
<b>U.S. VIRGIN ISLANDS</b>				
773 Equipment For Distributing Electricity	0	11	0	652
759 Parts And Accessories For Machine Of Heading 751 Or 752	0	6	0	601
LAINNYA	0	0	0	0
SUB TOTAL	0	17	0	1 253
<b>SEYCHELLES</b>				
694 Nails, Screws, Nuts, Bolts, Rivets Of Iron/steel Or Copper	0	150 828	0	422 164
678 Wire Of Iron/steel	16 617	52 620	50 350	191 122
034 Fish, Fresh, Chilled Or Frozen	0	127 413	0	158 847
232 Synthetic Rubber Latex, Synthetic/reclaimed Rubber	0	50 400	0	105 504
597 Additive For Mineral Oils	0	3	0	23 643
LAINNYA	1 199	4 476	7 352	33 908
SUB TOTAL	17 816	385 740	57 702	935 188
<b>UGANDA</b>				
263 Cotton	0	3 972 657	0	7 917 043
611 Leathers	0	86 507	0	717 379
121 Tobacco, Unmanufactured And Refused	7 800	123 480	49 296	688 442
054 Vegetables, Fresh, Chilled, Frozen Or Simply Preserved	0	92 075	0	64 453
247 Wood In The Rough Or Roughly Squared	0	45 000	0	29 945
LAINNYA	0	1	0	43
SUB TOTAL	7 800	4 319 720	49 296	9 417 305
<b>CENTRAL AFRICAN REPUBLIC</b>				
263 Cotton	1 103 026	4 531 216	2 229 047	9 389 023
248 Wood, simply Worked And Railway Sleeper Of Wood	0	42 067	0	43 658
679 Tubes, Pipes, Hollow Profile, Pipe Fitting Of Iron/steel	0	158	0	868
892 Printed Matter	0	2	0	44
LAINNYA	0	0	0	0
SUB TOTAL	1 103 026	4 573 443	2 229 047	9 433 593
<b>NIGER</b>				
718 Other Power Generating Machines And Parts	0	8 582	0	20 360
778 Electrical Machinery And Apparatus	0	8 099	0	19 235
773 Equipment For Distributing Electricity	0	7 983	0	18 860
634 Veneers, plywood, improved/reconstituted Wood Worked	0	26 507	0	17 524
744 Mechanical Handling Equipments And Parts	0	5 754	0	13 594
LAINNYA	16	20 515	2 186	69 676
SUB TOTAL	16	77 440	2 186	159 249
<b>CHAD</b>				
263 Cotton	0	1 872 626	0	3 716 542
292 Crude Vegetable Materials	0	2 000	0	5 800
LAINNYA	0	0	0	0
SUB TOTAL	0	1 874 626	0	3 722 342
<b>DJIBOUTI</b>				
054 Vegetables, Fresh, Chilled, Frozen Or Simply Preserved	0	72 000	0	54 720
LAINNYA	0	0	0	0
SUB TOTAL	0	72 000	0	54 720
<b>SAINT HELENA</b>				
812 Sanitary, Plumbing, Heating, And Lighting Fixtures/fittings	0	105	0	6 514
629 Articles Of Rubbers	0	7	0	4 866
574 Poliacetals And Polycarbons In Primary Forms	0	1 000	0	2 533
723 Civil Engineering And Contractor Plants And Equipments/parts	0	74	0	2 001
598 Miscellaneous Chemical Products	0	35	0	1 730
LAINNYA	16	99	39	1 286
SUB TOTAL	16	1 320	39	18 930



**I.6 IMPOR KOMODITI MENURUT NEGARA ASAL / IMPORT BY COUNTRY OF ORIGIN  
DAN LIMA GOLONGAN BARANG (SITC) UTAMA / AND FIVE MAJOR SITC COMMODITY GROUP  
\*\* JULI / JULY 2014 \*\***

Negara Asal/SITC/Uraian Golongan Barang <i>Country of Origin/SITC/group Description</i>	Berat Bersih / <i>Net Weight (Kg)</i>		Nilai CIF / <i>CIF Value (US\$)</i>	
	Bulan ini <i>Current month</i>	Kumulatif <i>Cum. Jan to date</i>	Bulan ini <i>Current month</i>	Kumulatif <i>Cum. Jan to date</i>
<b>SAO TOME AND PRINCIPE</b>				
728 Other Machines And Equipment Specialized For Particular Industry	0	1	0	8 514
759 Parts And Accessories For Machine Of Heading 751 Or 752	0	40	0	5 079
718 Other Power Generating Machines And Parts	0	177	0	3 532
531 Synthetic Organic; Colouring Matter	0	94	0	1 702
694 Nails, Screws, Nuts, Bolts, Rivets Of Iron/steel Or Copper	0	7	0	630
LAINNYA	0	39	0	885
SUB TOTAL	0	358	0	20 342
<b>SWAZILAND</b>				
771 Electric Power Machinery And Parts	0	3 072	0	152 470
899 Other Miscellaneous Manufactured Articles	38	94	26 593	150 421
728 Other Machines And Equipment Specialized For Particular Industry	88	443	6 867	133 785
764 Telecommunication Equipments And Parts	139	1 786	7 098	95 915
772 Electrical Apparatus For Making And Breaking Electrical Circuits	11	468	6 459	75 351
LAINNYA	364	37 069	80 713	807 107
SUB TOTAL	640	42 932	127 730	1 415 049
<b>SOUTH AFRICA</b>				
251 Pulp And Waste Paper	23 755 320	116 384 367	20 773 172	98 170 554
282 Waste And Scrap Metal Of Iron/steel	0	137 866 666	0	51 587 400
061 Sugar, Molasses, And Honey	0	82 560 000	0	36 117 068
522 Inorganic Chemical Elements, Oxides And Halogen Salts	0	35 400 014	0	25 619 321
684 Aluminium	401 293	5 550 208	908 487	11 538 573
LAINNYA	4 406 383	74 285 140	9 669 892	67 976 259
SUB TOTAL	28 562 996	452 046 395	31 351 551	291 009 175
<b>ZIMBABWE</b>				
121 Tobacco, Unmanufactured And Refused	39 800	1 341 230	205 872	7 929 305
263 Cotton	0	706 806	0	1 429 609
728 Other Machines And Equipment Specialized For Particular Industry	0	1 920	0	21 765
LAINNYA	0	0	0	0
SUB TOTAL	39 800	2 049 956	205 872	9 380 679
<b>ZAMBIA</b>				
263 Cotton	0	3 188 400	0	6 100 331
121 Tobacco, Unmanufactured And Refused	0	2 312	0	17 404
LAINNYA	0	0	0	0
SUB TOTAL	0	3 190 712	0	6 117 735
<b>MALAWI</b>				
121 Tobacco, Unmanufactured And Refused	0	497 759	0	3 278 288
263 Cotton	0	256 433	0	519 024
074 Tea And Mate	1	116 484	5	198 038
075 Spices	0	67 975	0	86 259
874 Measuring, Checking, Analysing, And Controlling Instrument And Ap	1	4	2	4
LAINNYA	0	0	0	0
SUB TOTAL	2	938 655	7	4 081 613
<b>COMOROS</b>				
581 Tubes, Pipes, And Hoses Of Plastics	0	587	0	6 963
LAINNYA	0	0	0	0
SUB TOTAL	0	587	0	6 963
<b>BURUNDI</b>				
263 Cotton	0	20 468	0	39 258
694 Nails, Screws, Nuts, Bolts, Rivets Of Iron/steel Or Copper	0	94	0	5 008
695 Tools For Used In The Hand Or In Machines	0	62	0	1 126
LAINNYA	0	0	0	0
SUB TOTAL	0	20 624	0	45 392

**I.6 IMPOR KOMODITI MENURUT NEGARA ASAL / IMPORT BY COUNTRY OF ORIGIN  
DAN LIMA GOLONGAN BARANG (SITC) UTAMA / AND FIVE MAJOR SITC COMMODITY GROUP  
\*\* JULI / JULY 2014 \*\***

Negara Asal/SITC/Uraian Golongan Barang <i>Country of Origin/SITC/group Description</i>	Berat Bersih / <i>Net Weight (Kg)</i>		Nilai CIF / <i>CIF Value (US\$)</i>	
	Bulan ini <i>Current month</i>	Kumulatif <i>Cum. Jan to date</i>	Bulan ini <i>Current month</i>	Kumulatif <i>Cum. Jan to date</i>
<b>MAURITIUS</b>				
776 Thermionic, Cold Cathode, And Photo Cathode Valves/tubes	209	1 086	178 194	914 049
335 Residual Petroleum Products, And Related Materials	0	228 500	0	846 075
845 Articles Of Apparel	1 241	10 425	69 931	495 224
282 Waste And Scrap Metal Of Iron/steel	0	757 475	0	285 336
844 Women's Coats/jackets, Knitted	456	2 566	25 900	128 483
LAINNYA	22 845	107 095	25 657	253 955
SUB TOTAL	24 751	1 107 147	299 682	2 923 122
<b>RWANDA</b>				
893 Article Of Plastics	0	14	0	227
759 Parts And Accessories For Machine Of Heading 751 Or 752	0	1	0	4
LAINNYA	0	0	0	0
SUB TOTAL	0	15	0	231
<b>VIRGIN ISLANDS (BRITISH)</b>				
682 Copper	0	50 903	0	229 064
641 Papers And Paperboards	0	277 050	0	212 853
231 Natural Rubber Latex;natural Rubber And Similar Natural Gums	0	57 600	0	121 824
893 Article Of Plastics	290	4 893	2 878	42 884
531 Synthetic Organic; Colouring Matter	0	18 680	0	30 502
LAINNYA	162	2 776	3 006	34 198
SUB TOTAL	452	411 902	5 884	671 325
<b>AUSTRALIA</b>				
041 Wheat And Meslin, Unmilled	348 748 990	2 466 155 481	114 024 868	792 454 725
001 Live Animals Other Than Fish	13 580 894	128 488 701	36 677 221	356 734 739
061 Sugar, Molasses, And Honey	51 550 735	474 712 450	23 970 469	215 812 905
011 Meat Of Bovine Animals Fresh, Chilled Or Frozen	2 508 979	32 044 221	11 366 214	146 924 156
321 Coals, Pulverized Or Not	93 233 000	894 588 144	11 723 142	128 429 088
LAINNYA	525 840 105	3 188 327 572	290 780 842	1 536 538 827
SUB TOTAL	1 035 462 703	7 184 316 569	488 542 756	3 176 894 440
<b>NEW ZEALAND</b>				
022 Milk,cream, And Milk Products Other Than Butter Or Cheese	2 206 784	33 080 721	10 594 486	165 059 427
251 Pulp And Waste Paper	12 913 679	147 950 277	5 709 361	61 806 334
011 Meat Of Bovine Animals Fresh, Chilled Or Frozen	404 562	10 969 141	2 122 848	53 547 125
023 Butter And Other Fats From Milk	443 891	8 849 600	2 101 473	43 127 370
081 Feeding Stuff For Animals	9 163 139	49 826 471	6 548 925	32 111 224
LAINNYA	10 776 159	115 879 790	15 489 679	167 674 822
SUB TOTAL	35 908 214	366 556 000	42 566 772	523 326 302
<b>MICRONESIA, FED. STATES OF</b>				
292 Crude Vegetable Materials	0	804	0	3 256
057 Fruit And Nut; Fresh Or Dried	0	3	0	9
LAINNYA	0	0	0	0
SUB TOTAL	0	807	0	3 265
<b>GUAM</b>				
716 Rotating Electric Plants And Parts	42	42	15 188	15 188
LAINNYA	0	0	0	0
SUB TOTAL	42	42	15 188	15 188
<b>NAURU</b>				
692 Metal Containers For Storage And Transportations	0	11 396	0	44 382
679 Tubes, Pipes, Hollow Profile, Pipe Fitting Of Iron/steel	0	320	0	8 099
772 Electrical Apparatus For Making And Breaking Electrical Circuits	0	10	0	6 313
629 Articles Of Rubbers	0	615	0	2 394
655 Knitted Or Crocheted Fabrics	0	260	0	1 928
LAINNYA	0	4	0	664
SUB TOTAL	0	12 605	0	63 780

**I.6 IMPOR KOMODITI MENURUT NEGARA ASAL / IMPORT BY COUNTRY OF ORIGIN  
DAN LIMA GOLONGAN BARANG (SITC) UTAMA / AND FIVE MAJOR SITC COMMODITY GROUP  
\*\* JULI / JULY 2014 \*\***

Negara Asal/SITC/Uraian Golongan Barang <i>Country of Origin/SITC/group Description</i>	Berat Bersih / <i>Net Weight (Kg)</i>		Nilai CIF / <i>CIF Value (US\$)</i>	
	Bulan ini <i>Current month</i>	Kumulatif <i>Cum. Jan to date</i>	Bulan ini <i>Current month</i>	Kumulatif <i>Cum. Jan to date</i>
<b>NEW CALEDONIA</b>				
282 Waste And Scrap Metal Of Iron/steel	72 760	674 180	25 466	235 963
778 Electrical Machinery And Apparatus	0	12 916	0	64 943
746 Ball Or Roller Bearings	0	4 167	0	20 953
748 Transmission Shafts And Cranks	0	164	0	175
699 Manufactures Of Base Metals	0	3	0	108
LAINNYA	0	0	0	0
SUB TOTAL	72 760	691 430	25 466	322 142
<b>NIUE</b>				
694 Nails, Screws, Nuts, Bolts, Rivets Of Iron/steel Or Copper	1	115	1	3 977
LAINNYA	0	0	0	0
SUB TOTAL	1	115	1	3 977
<b>VANUATU</b>				
223 Oil Seeds Use For Extraction Of Other Fixed Vegetable Oils	0	237 950	0	114 988
721 Agricultural Machinery And Parts	0	4	0	6 452
625 Rubber Tyre,tyre Cases,tyre Treads,inner Tubes, And Tyre Flaps	25	25	3 394	3 394
LAINNYA	0	0	0	0
SUB TOTAL	25	237 979	3 394	124 834
<b>AMERICAN SAMOA</b>				
263 Cotton	0	2 159 574	0	4 639 310
792 Aircraft And Associated Equipments And Parts	0	1 670	0	1 175 000
718 Other Power Generating Machines And Parts	0	3 539	0	475 042
874 Measuring, Checking, Analysing, And Controlling Instrument And Ap	0	1 518	0	121 051
723 Civil Engineering And Contractor Plants And Equipments/parts	64	8 090	3 977	114 126
LAINNYA	1 173	203 478	85 418	574 266
SUB TOTAL	1 237	2 377 869	89 395	7 098 795
<b>COOK ISLANDS</b>				
034 Fish, Fresh, Chilled Or Frozen	0	43 621	0	288 405
749 Non-electric Parts And Accessories Of Machineries	0	11	0	1 730
713 Internal Combustion Piston Engines And Parts	0	69	0	1 327
748 Transmission Shafts And Cranks	11	11	780	780
LAINNYA	0	0	0	0
SUB TOTAL	11	43 712	780	292 242
<b>FIJI</b>				
282 Waste And Scrap Metal Of Iron/steel	169 715	1 512 615	59 909	533 613
034 Fish, Fresh, Chilled Or Frozen	50 158	71 291	341 075	484 779
081 Feeding Stuff For Animals	81 280	304 955	67 462	279 953
111 Non-alcoholic Beverages, Nes	60 000	276 788	57 225	264 525
685 Lead	0	43 870	0	93 882
LAINNYA	3	104 093	19	22 275
SUB TOTAL	361 156	2 313 612	525 690	1 679 027
<b>KIRIBATI</b>				
716 Rotating Electric Plants And Parts	0	673	0	3 457
742 Pumps For Liquid And Parts	14	29	1	2
773 Equipment For Distributing Electricity	4	4	2	2
743 Pumps, Compressors, Fans, Blowers, Centrifuges, And Parts	0	55	0	1
LAINNYA	0	0	0	0
SUB TOTAL	18	761	3	3 462
<b>MARSHALL ISLANDS</b>				
724 Textile/leather Machinery And Parts	0	9 720	0	63 117
598 Miscellaneous Chemical Products	0	5 000	0	15 153
574 Poliacetals And Polycarbons In Primary Forms	210	258	2 549	6 422
655 Knitted Or Crocheted Fabrics	0	108	0	3 154
LAINNYA	0	0	0	0
SUB TOTAL	210	15 086	2 549	87 846

**I.6 IMPOR KOMODITI MENURUT NEGARA ASAL / IMPORT BY COUNTRY OF ORIGIN  
DAN LIMA GOLONGAN BARANG (SITC) UTAMA / AND FIVE MAJOR SITC COMMODITY GROUP  
\*\* JULI / JULY 2014 \*\***

Negara Asal/SITC/Uraian Golongan Barang <i>Country of Origin/SITC/group Description</i>	Berat Bersih / <i>Net Weight (Kg)</i>		Nilai CIF / <i>CIF Value (US\$)</i>	
	Bulan ini <i>Current month</i>	Kumulatif <i>Cum. Jan to date</i>	Bulan ini <i>Current month</i>	Kumulatif <i>Cum. Jan to date</i>
<b>SAMOA</b>				
764 Telecommunication Equipments And Parts	800	2 791	208 516	630 300
232 Synthetic Rubber Latex, Synthetic/reclaimed Rubber	0	209 469	0	598 479
662 Clay And Refractory Construction Materials	0	23 500	0	54 000
728 Other Machines And Equipment Specialized For Particular Industry	0	461	0	41 004
743 Pumps, Compressors, Fans, Blowers, Centrifuges, And Parts	0	1 481	0	9 816
LAINNYA	0	42	0	440
SUB TOTAL	800	237 744	208 516	1 334 039
<b>SOLOMON ISLANDS</b>				
072 Cocoa	0	375 000	0	1 017 271
081 Feeding Stuff For Animals	0	180 000	0	199 800
248 Wood, simply Worked And Railway Sleeper Of Wood	0	13 836	0	6 367
743 Pumps, Compressors, Fans, Blowers, Centrifuges, And Parts	0	5	0	309
LAINNYA	0	0	0	0
SUB TOTAL	0	568 841	0	1 223 747
<b>TONGA</b>				
292 Crude Vegetable Materials	0	294	0	1 800
723 Civil Engineering And Contractor Plants And Equipments/parts	0	55	0	1
LAINNYA	0	0	0	0
SUB TOTAL	0	349	0	1 801
<b>TUVALU</b>				
656 Tulle, lace, embroidery, ribbons, trimmings And Other Small Wares	0	85	0	1 878
LAINNYA	0	0	0	0
SUB TOTAL	0	85	0	1 878
<b>CHRISTMAS ISLANDS</b>				
562 Fertilizers, Manufactured	0	31 700 000	0	4 517 250
LAINNYA	0	0	0	0
SUB TOTAL	0	31 700 000	0	4 517 250
<b>U.S MINOR OUTLYING ISLAND</b>				
874 Measuring, Checking, Analysing, And Controlling Instrument And Ap	0	10	0	128
LAINNYA	0	0	0	0
SUB TOTAL	0	10	0	128
<b>COCOS (KEELING) ISLANDS</b>				
656 Tulle, lace, embroidery, ribbons, trimmings And Other Small Wares	0	6	0	324
676 Iron/steel Bars, Rods, Angels, Shaped And Sections	0	244	0	151
LAINNYA	0	0	0	0
SUB TOTAL	0	250	0	475
<b>TOKELAU</b>				
775 Household Type, Electrical/non-electrical Equipments	313	313	10 294	10 294
771 Electric Power Machinery And Parts	0	24	0	403
694 Nails, Screws, Nuts, Bolts, Rivets Of Iron/steel Or Copper	0	20	0	118
642 Paper And Paperboard Cut To Size/shape And Article Of Papers	0	30	0	66
LAINNYA	0	0	0	0
SUB TOTAL	313	387	10 294	10 881
<b>EAST TIMOR</b>				
699 Manufactures Of Base Metals	0	97 512	0	59 048
223 Oil Seeds Use For Extraction Of Other Fixed Vegetable Oils	29 000	144 767	5 598	28 694
071 Coffee And Coffee Substitutes	0	57 015	0	13 168
743 Pumps, Compressors, Fans, Blowers, Centrifuges, And Parts	0	5 354	0	6 325
695 Tools For Used In The Hand Or In Machines	0	3 226	0	3 740
LAINNYA	0	16 233	0	8 750
SUB TOTAL	29 000	324 107	5 598	119 725

**I.6 IMPOR KOMODITI MENURUT NEGARA ASAL / IMPORT BY COUNTRY OF ORIGIN  
DAN LIMA GOLONGAN BARANG (SITC) UTAMA / AND FIVE MAJOR SITC COMMODITY GROUP  
\*\* JULI / JULY 2014 \*\***

Negara Asal/SITC/Uraian Golongan Barang <i>Country of Origin/SITC/group Description</i>	Berat Bersih / <i>Net Weight (Kg)</i>		Nilai CIF / <i>CIF Value (US\$)</i>	
	Bulan ini <i>Current month</i>	Kumulatif <i>Cum. Jan to date</i>	Bulan ini <i>Current month</i>	Kumulatif <i>Cum. Jan to date</i>
<b>UNITED STATES</b>				
222 Oil Seeds Use For Extraction Ofsoft Fixed Vegetable Oils	131 810 224	1 390 600 610	83 950 682	839 287 169
081 Feeding Stuff For Animals	65 730 342	434 043 460	44 290 885	292 199 624
041 Wheat And Meslin, Unmilled	138 809 738	703 085 897	48 827 381	243 604 340
263 Cotton	7 334 809	108 814 639	17 693 241	236 380 036
022 Milk,cream, And Milk Products Other Than Butter Or Cheese	2 842 964	37 232 468	11 414 988	143 773 457
LAINNYA	142 546 753	1 514 924 432	381 002 902	3 200 789 580
SUB TOTAL	489 074 830	4 188 701 506	587 180 079	4 956 034 206
<b>CANADA</b>				
562 Fertilizers, Manufactured	210 398 000	918 597 330	69 301 755	296 262 464
251 Pulp And Waste Paper	47 659 327	352 724 557	36 090 731	281 894 164
041 Wheat And Meslin, Unmilled	47 555 390	676 457 583	16 536 346	234 838 672
792 Aircraft And Associated Equipments And Parts	32 780	81 691	7 584 058	46 719 278
081 Feeding Stuff For Animals	7 755 703	29 996 235	5 445 802	21 756 486
LAINNYA	10 791 263	250 192 066	26 194 017	200 726 643
SUB TOTAL	324 192 463	2 228 049 462	161 152 709	1 082 197 707
<b>MEXICO</b>				
282 Waste And Scrap Metal Of Iron/steel	359 530	45 020 065	127 275	17 833 396
764 Telecommunication Equipments And Parts	12 627	39 868	464 421	15 243 228
679 Tubes, Pipes, Hollow Profile, Pipe Fitting Of Iron/steel	625	10 143 414	4 321	13 255 446
743 Pumps, Compressors, Fans, Blowers, Centrifuges, And Parts	81 941	662 766	1 267 277	9 403 693
752 Automatic Data Processing Machines And Their Units	3 533	25 670	1 059 412	5 894 695
LAINNYA	1 517 841	15 865 333	7 660 996	59 240 109
SUB TOTAL	1 976 097	71 757 116	10 583 702	120 870 567
<b>GUATEMALA</b>				
211 Hides And Skins, Raw	130 800	130 800	222 360	222 360
841 Men's Coats/jackets, Not Knitted	0	1 909	0	74 756
845 Articles Of Apparel	177	2 123	5 997	60 014
579 Waste And Scrap Of Plastics	80 000	254 220	21 600	58 186
075 Spices	0	10 000	0	42 500
LAINNYA	37	3 234	759	39 598
SUB TOTAL	211 014	402 286	250 716	497 414
<b>HONDURAS</b>				
845 Articles Of Apparel	342	5 092	6 142	160 452
579 Waste And Scrap Of Plastics	65 708	417 337	13 799	101 421
843 Men's Coats/jackets, Knitted	0	4 689	0	47 406
554 Soap,cleansing And Polishing Preparations	5 062	5 062	47 366	47 366
121 Tobacco, Unmanufactured And Refused	0	14 180	0	22 821
LAINNYA	34	1 182	1 073	19 666
SUB TOTAL	71 146	447 542	68 380	399 132
<b>NICARAGUA</b>				
845 Articles Of Apparel	245	2 823	7 665	69 087
841 Men's Coats/jackets, Not Knitted	0	2 062	0	31 569
653 Fabrics, Woven, Of Man-made Fibres	0	2 433	0	29 942
122 Tobacco, Manufactured	0	43	0	1 896
899 Other Miscellaneous Manufactured Articles	0	76	0	1 174
LAINNYA	1	127	1	3 009
SUB TOTAL	246	7 564	7 666	136 677
<b>PANAMA</b>				
334 Petroleum Products, Refined	22 093 418	22 093 418	23 572 399	23 572 399
793 Ships, Boats, And Floating Structures	0	7 347 000	0	7 250 000
282 Waste And Scrap Metal Of Iron/steel	477 750	2 018 725	157 360	696 874
211 Hides And Skins, Raw	0	46 400	0	79 560
551 Essential Oils, Perfumes, And Flavour Materials	84	546	3 693	24 152
LAINNYA	46	673	5 790	41 138
SUB TOTAL	22 571 298	31 506 762	23 739 242	31 664 123

**I.6 IMPOR KOMODITI MENURUT NEGARA ASAL / IMPORT BY COUNTRY OF ORIGIN  
DAN LIMA GOLONGAN BARANG (SITC) UTAMA / AND FIVE MAJOR SITC COMMODITY GROUP  
\*\* JULI / JULY 2014 \*\***

Negara Asal/SITC/Uraian Golongan Barang <i>Country of Origin/SITC/group Description</i>	Berat Bersih / <i>Net Weight (Kg)</i>		Nilai CIF / <i>CIF Value (US\$)</i>	
	Bulan ini <i>Current month</i>	Kumulatif <i>Cum. Jan to date</i>	Bulan ini <i>Current month</i>	Kumulatif <i>Cum. Jan to date</i>
<b>CUBA</b>				
542 Medicaments, Including Veterinary Medicaments	75	471	136 500	865 956
121 Tobacco, Unmanufactured And Refused	0	12 451	0	57 898
232 Synthetic Rubber Latex, Synthetic/reclaimed Rubber	0	21 494	0	49 436
122 Tobacco, Manufactured	0	1 007	0	44 013
112 Alcoholic Beverages	24	910	480	9 530
LAINNYA	21	21	1 089	1 089
SUB TOTAL	120	36 354	138 069	1 027 922
<b>CURACAO</b>				
831 Travel Goods	0	98	0	587
629 Articles Of Rubbers	0	1	0	358
LAINNYA	0	0	0	0
SUB TOTAL	0	99	0	945
<b>SURINAME</b>				
699 Manufactures Of Base Metals	0	3	0	392
843 Men's Coats/jackets, Knitted	0	15	0	282
759 Parts And Accessories For Machine Of Heading 751 Or 752	0	4	0	37
844 Women's Coats/jackets, Knitted	0	1	0	23
846 Clothing Accessories Of Textiles Fabrics	0	1	0	20
LAINNYA	0	4	0	34
SUB TOTAL	0	28	0	788
<b>CHILE</b>				
682 Copper	0	9 056 762	0	64 992 291
251 Pulp And Waste Paper	4 258 532	37 002 963	2 797 405	26 863 218
283 Copper Ores And Concentrates	0	10 149 503	0	19 992 272
057 Fruit And Nut; Fresh Or Dried	37 392	4 819 117	82 262	12 386 227
282 Waste And Scrap Metal Of Iron/steel	2 159 675	17 210 391	785 252	6 425 501
LAINNYA	2 380 754	15 975 910	2 552 902	19 036 498
SUB TOTAL	8 836 353	94 214 646	6 217 821	149 696 007
<b>VENEZUELA</b>				
541 Medicinal And Pharmaceutical Products	518	1 043	42 886	64 281
657 Special Yarns, textile Fabrics	0	1 268	0	9 419
694 Nails, Screws, Nuts, Bolts, Rivets Of Iron/steel Or Copper	0	58	0	6 849
874 Measuring, Checking, Analysing, And Controlling Instrument And Ap	0	8	0	5 916
746 Ball Or Roller Bearings	35	35	5 463	5 463
LAINNYA	0	565	0	16 529
SUB TOTAL	553	2 977	48 349	108 457
<b>ARGENTINA</b>				
081 Feeding Stuff For Animals	187 097 800	1 065 728 949	112 055 136	631 623 441
044 Maize, Unmilled	40 802 163	181 050 673	10 964 122	48 916 037
679 Tubes, Pipes, Hollow Profile, Pipe Fitting Of Iron/steel	477 315	11 608 000	930 846	17 197 221
022 Milk,cream, And Milk Products Other Than Butter Or Cheese	450 000	3 825 000	1 638 114	13 549 128
263 Cotton	661 901	4 836 632	1 336 130	9 503 282
LAINNYA	3 655 736	28 098 100	3 631 558	38 895 405
SUB TOTAL	233 144 915	1 295 147 354	130 555 906	759 684 514
<b>BRAZIL</b>				
081 Feeding Stuff For Animals	250 999 619	820 892 794	151 125 286	498 736 762
061 Sugar, Molasses, And Honey	0	278 832 277	0	132 175 675
263 Cotton	5 363 991	61 644 990	11 238 817	127 032 371
044 Maize, Unmilled	0	362 621 889	0	89 265 896
281 Iron Ore And Concentrates	165 000 000	630 357 000	16 946 827	78 865 234
LAINNYA	15 204 659	252 078 896	23 254 243	274 775 408
SUB TOTAL	436 568 269	2 406 427 846	202 565 173	1 200 851 346

**I.6 IMPOR KOMODITI MENURUT NEGARA ASAL / IMPORT BY COUNTRY OF ORIGIN  
DAN LIMA GOLONGAN BARANG (SITC) UTAMA / AND FIVE MAJOR SITC COMMODITY GROUP  
\*\* JULI / JULY 2014 \*\***

Negara Asal/SITC/Uraian Golongan Barang <i>Country of Origin/SITC/group Description</i>	Berat Bersih / <i>Net Weight (Kg)</i>		Nilai CIF / <i>CIF Value (US\$)</i>	
	Bulan ini <i>Current month</i>	Kumulatif <i>Cum. Jan to date</i>	Bulan ini <i>Current month</i>	Kumulatif <i>Cum. Jan to date</i>
<b>COLOMBIA</b>				
591 Disinfectants, Insecticides, And Fungicides Put In Forms	57 600	247 175	346 958	1 288 554
575 Other Plastics In Primary Forms	36 000	234 000	149 246	979 340
513 Carboxylic Acids, and Their Anhydrides, halides, peroxides	0	284 800	0	455 970
267 Other Man-made Fibres Suitable For Spinning And Waste	0	104 453	0	266 835
523 Metallic salts And Peroxysalts	0	11 644	0	203 592
LAINNYA	50 348	559 146	76 460	1 127 392
SUB TOTAL	143 948	1 441 218	572 664	4 321 683
<b>BOLIVIA</b>				
634 Veneers, plywood, improved/reconstituted Wood Worked	0	4 589	0	83 973
772 Electrical Apparatus For Making And Breaking Electrical Circuits	0	203	0	4 754
694 Nails, Screws, Nuts, Bolts, Rivets Of Iron/steel Or Copper	0	7	0	630
LAINNYA	0	0	0	0
SUB TOTAL	0	4 799	0	89 357
<b>URUGUAY</b>				
081 Feeding Stuff For Animals	50 000	11 325 291	117 000	6 739 880
222 Oil Seeds Use For Extraction Of soft Fixed Vegetable Oils	4 852 030	7 846 225	2 990 428	4 798 437
251 Pulp And Waste Paper	0	4 203 440	0	2 925 267
248 Wood, simply Worked And Railway Sleeper Of Wood	312 202	4 033 528	199 158	2 396 606
679 Tubes, Pipes, Hollow Profile, Pipe Fitting Of Iron/steel	284	1 068 273	430	2 282 181
LAINNYA	549 462	9 980 778	275 845	3 940 718
SUB TOTAL	5 763 978	38 457 535	3 582 861	23 083 089
<b>PARAGUAY</b>				
081 Feeding Stuff For Animals	0	49 373 270	0	30 310 390
263 Cotton	0	688 253	0	1 384 972
044 Maize, Unmilled	0	5 499 099	0	1 325 393
611 Leathers	0	249 523	0	474 522
551 Essential Oils, Perfumes, And Flavour Materials	940	1 827	23 590	44 440
LAINNYA	0	54 000	0	19 765
SUB TOTAL	940	55 865 972	23 590	33 559 482
<b>ECUADOR</b>				
072 Cocoa	601 424	6 280 915	1 838 762	18 439 039
121 Tobacco, Unmanufactured And Refused	1 236	87 520	20 397	2 830 811
081 Feeding Stuff For Animals	42 076	243 656	88 360	452 575
282 Waste And Scrap Metal Of Iron/steel	0	299 500	0	112 313
873 Meters And Counters	0	624	0	77 587
LAINNYA	556	28 714	19 684	234 498
SUB TOTAL	645 292	6 940 929	1 967 203	22 146 823
<b>PERU</b>				
057 Fruit And Nut; Fresh Or Dried	14 179	4 875 142	23 780	19 057 858
081 Feeding Stuff For Animals	258 770	5 105 490	403 323	7 947 082
562 Fertilizers, Manufactured	0	54 966 000	0	5 771 424
072 Cocoa	32 000	240 330	113 911	829 451
522 Inorganic Chemical Elements, Oxides And Halogen Salts	0	684 500	0	563 751
LAINNYA	99 160	328 211	280 020	1 297 275
SUB TOTAL	404 109	66 199 673	821 034	35 466 841
<b>TRINIDAD AND TOBAGO</b>				
282 Waste And Scrap Metal Of Iron/steel	330 170	773 305	99 051	257 003
288 Non-ferrous Base Metal Waste And Scraps	0	139 724	0	220 763
723 Civil Engineering And Contractor Plants And Equipments/parts	0	1 434	0	149 166
682 Copper	0	3 647	0	10 972
761 Television Receivers	0	23	0	6 794
LAINNYA	0	142	0	4 279
SUB TOTAL	330 170	918 275	99 051	648 977

**I.6 IMPOR KOMODITI MENURUT NEGARA ASAL / IMPORT BY COUNTRY OF ORIGIN  
DAN LIMA GOLONGAN BARANG (SITC) UTAMA / AND FIVE MAJOR SITC COMMODITY GROUP  
\*\* JULI / JULY 2014 \*\***

Negara Asal/SITC/Uraian Golongan Barang <i>Country of Origin/SITC/group Description</i>	Berat Bersih / <i>Net Weight (Kg)</i>		Nilai CIF / <i>CIF Value (US\$)</i>	
	Bulan ini <i>Current month</i>	Kumulatif <i>Cum. Jan to date</i>	Bulan ini <i>Current month</i>	Kumulatif <i>Cum. Jan to date</i>
<b>BAHAMAS</b>				
112 Alcoholic Beverages	15	938	155	7 643
LAINNYA	0	0	0	0
SUB TOTAL	15	938	155	7 643
<b>JAMAICA</b>				
288 Non-ferrous Base Metal Waste And Scraps	162 300	670 418	248 318	1 038 515
251 Pulp And Waste Paper	48 050	194 938	10 811	42 758
112 Alcoholic Beverages	46	4 121	269	25 454
579 Waste And Scrap Of Plastics	0	19 960	0	4 990
LAINNYA	0	0	0	0
SUB TOTAL	210 396	889 437	259 398	1 111 717
<b>PUERTO RICO</b>				
542 Medicaments, Including Veterinary Medicaments	2 800	10 578	894 702	3 734 281
541 Medicinal And Pharmaceutical Products	103	4 125	107 917	1 995 586
759 Parts And Accessories For Machine Of Heading 751 Or 752	83	6 383	6 007	1 355 662
533 Pigments, Paints, Varnishes, And Related Materials	0	28 423	0	705 295
513 Carboxylic Acids, and Their Anhydrides, halides, peroxides	0	798	0	133 550
LAINNYA	2 439	8 553	58 878	252 117
SUB TOTAL	5 425	58 860	1 067 504	8 176 491
<b>BELIZE</b>				
655 Knitted Or Crocheted Fabrics	5 658	66 031	56 663	777 536
651 Textile Yarns	19 885	24 411	242 339	310 187
652 Cotton Fabrics, Woven	0	22 664	0	268 398
726 Printing/book Binding Machinery And Parts	0	37 455	0	180 000
728 Other Machines And Equipment Specialized For Particular Industry	0	35 375	0	170 000
LAINNYA	22 688	94 887	73 231	386 884
SUB TOTAL	48 231	280 823	372 233	2 093 005
<b>DOMINICAN REPUBLIC</b>				
282 Waste And Scrap Metal Of Iron/steel	1 516 640	4 951 140	562 597	1 897 827
121 Tobacco, Unmanufactured And Refused	0	44 691	0	1 278 864
211 Hides And Skins, Raw	144 120	247 593	220 843	323 034
541 Medicinal And Pharmaceutical Products	287	1 166	76 742	308 680
611 Leathers	119 615	326 139	84 149	258 913
LAINNYA	16 744	138 088	110 702	595 810
SUB TOTAL	1 797 406	5 708 817	1 055 033	4 663 128
<b>EL SALVADOR</b>				
845 Articles Of Apparel	85	2 090	3 409	59 145
267 Other Man-made Fibres Suitable For Spinning And Waste	0	70 844	0	48 512
893 Article Of Plastics	0	1 692	0	10 056
001 Live Animals Other Than Fish	0	350	0	8 688
851 Footwears	0	46	0	7 258
LAINNYA	78	340	5 997	11 099
SUB TOTAL	163	75 362	9 406	144 758
<b>COSTA RICA</b>				
034 Fish, Fresh, Chilled Or Frozen	25 000	100 000	187 500	692 500
776 Thermionic, Cold Cathode, And Photo Cathode Valves/tubes	96	1 540	117 096	428 857
759 Parts And Accessories For Machine Of Heading 751 Or 752	25	639	13 298	185 013
773 Equipment For Distributing Electricity	157	4 806	497	169 457
772 Electrical Apparatus For Making And Breaking Electrical Circuits	404	4 355	19 320	161 661
LAINNYA	26	569 041	3 344	402 139
SUB TOTAL	25 708	680 381	341 055	2 039 627
<b>HAITI</b>				
845 Articles Of Apparel	0	1 051	0	14 907
843 Men's Coats/jackets, Knitted	97	97	2 736	2 736
759 Parts And Accessories For Machine Of Heading 751 Or 752	5	8	623	1 863



**I.6 IMPOR KOMODITI MENURUT NEGARA ASAL / IMPORT BY COUNTRY OF ORIGIN  
DAN LIMA GOLONGAN BARANG (SITC) UTAMA / AND FIVE MAJOR SITC COMMODITY GROUP  
\*\* JULI / JULY 2014 \*\***

Negara Asal/SITC/Uraian Golongan Barang <i>Country of Origin/SITC/group Description</i>	Berat Bersih / <i>Net Weight (Kg)</i>		Nilai CIF / <i>CIF Value (US\$)</i>	
	Bulan ini <i>Current month</i>	Kumulatif <i>Cum. Jan to date</i>	Bulan ini <i>Current month</i>	Kumulatif <i>Cum. Jan to date</i>
551 Essential Oils, Perfumes, And Flavour Materials	0	9	0	371
LAINNYA	0	0	0	0
SUB TOTAL	102	1 165	3 359	19 877
<b>BARBADOS</b>				
759 Parts And Accessories For Machine Of Heading 751 Or 752	0	38	0	6 837
772 Electrical Apparatus For Making And Breaking Electrical Circuits	0	10	0	1 364
112 Alcoholic Beverages	0	39	0	525
LAINNYA	0	0	0	0
SUB TOTAL	0	87	0	8 726
<b>ANTIGUA AND BARBUDA</b>				
121 Tobacco, Unmanufactured And Refused	0	36 600	0	266 719
895 Office And Stationery Supplies	972	972	20 101	20 101
772 Electrical Apparatus For Making And Breaking Electrical Circuits	0	96	0	1 444
748 Transmission Shafts And Cranks	0	100	0	493
763 Sound Recorders Or Reproducers	2	2	300	300
LAINNYA	0	17	0	274
SUB TOTAL	974	37 787	20 401	289 331
<b>ANGUILLA</b>				
655 Knitted Or Crocheted Fabrics	54 535	300 524	221 458	1 121 373
656 Tulle,lace,embroidery,ribbons,trimmings And Other Small Wares	24 055	115 224	81 086	386 902
653 Fabrics, Woven, Of Man-made Fibres	8 441	51 474	34 185	197 206
515 Organo-inorganic And Heterocyclic Compounds	0	20 000	0	118 000
652 Cotton Fabrics, Woven	4 614	26 359	18 636	101 416
LAINNYA	52	2 967	1 993	19 077
SUB TOTAL	91 697	516 548	357 358	1 943 974
<b>ARUBA</b>				
892 Printed Matter	0	3	0	565
LAINNYA	0	0	0	0
SUB TOTAL	0	3	0	565
<b>BERMUDA</b>				
342 Liquefied Propane And Butane	0	45 912 251	0	37 598 740
575 Other Plastics In Primary Forms	7 485	7 485	204 864	204 864
112 Alcoholic Beverages	75	84	441	705
LAINNYA	0	0	0	0
SUB TOTAL	7 560	45 919 820	205 305	37 804 309
<b>CAPE VERDE</b>				
652 Cotton Fabrics, Woven	0	167	0	1 822
759 Parts And Accessories For Machine Of Heading 751 Or 752	0	7	0	674
656 Tulle,lace,embroidery,ribbons,trimmings And Other Small Wares	0	3	0	198
LAINNYA	0	0	0	0
SUB TOTAL	0	177	0	2 694
<b>CAYMAN ISLANDS</b>				
743 Pumps, Compressors, Fans, Blowers, Centrifuges, And Parts	0	705	0	9 569
LAINNYA	0	0	0	0
SUB TOTAL	0	705	0	9 569
<b>DOMINICA</b>				
282 Waste And Scrap Metal Of Iron/steel	0	527 340	0	200 389
872 Medical Instruments And Appliances	0	703	0	18 600
551 Essential Oils, Perfumes, And Flavour Materials	0	599	0	6 962
772 Electrical Apparatus For Making And Breaking Electrical Circuits	0	5	0	1 183
892 Printed Matter	0	5	0	318
LAINNYA	0	0	0	0
SUB TOTAL	0	528 652	0	227 452

**I.6 IMPOR KOMODITI MENURUT NEGARA ASAL / IMPORT BY COUNTRY OF ORIGIN  
DAN LIMA GOLONGAN BARANG (SITC) UTAMA / AND FIVE MAJOR SITC COMMODITY GROUP  
\*\* JULI / JULY 2014 \*\***

Negara Asal/SITC/Uraian Golongan Barang <i>Country of Origin/SITC/group Description</i>	Berat Bersih / <i>Net Weight (Kg)</i>		Nilai CIF / <i>CIF Value (US\$)</i>	
	Bulan ini <i>Current month</i>	Kumulatif <i>Cum. Jan to date</i>	Bulan ini <i>Current month</i>	Kumulatif <i>Cum. Jan to date</i>
<b>FRENCH GUIANA</b>				
772 Electrical Apparatus For Making And Breaking Electrical Circuits	0	4	0	236
LAINNYA	0	0	0	0
SUB TOTAL	0	4	0	236
<b>FRENCH POLYNESIA</b>				
251 Pulp And Waste Paper	0	875 610	0	151 481
LAINNYA	0	0	0	0
SUB TOTAL	0	875 610	0	151 481
<b>GREENLAND</b>				
036 Crustaceans, Molluscs, And Aquatic Invertebrates	0	59 400	0	212 279
894 Baby Carriages, Toys, Games, And Sporting Goods	3	3	4	4
665 Glassware	0	15	0	1
LAINNYA	0	0	0	0
SUB TOTAL	3	59 418	4	212 284
<b>GRENADA</b>				
542 Medicaments, Including Veterinary Medicaments	0	1 219	0	371 798
LAINNYA	0	0	0	0
SUB TOTAL	0	1 219	0	371 798
<b>NETHERLANDS ANTILLES</b>				
714 Engines And Motors, Non-electric And Parts	0	1 516	0	466 065
592 Starches, Inulin, And Wheat Glutenal Buminoidal Substances; Glues	23 000	23 244	46 760	53 270
699 Manufactures Of Base Metals	0	30	0	15 057
752 Automatic Data Processing Machines And Their Units	27	27	10 643	10 643
743 Pumps, Compressors, Fans, Blowers, Centrifuges, And Parts	0	150	0	4 018
LAINNYA	0	555	0	6 821
SUB TOTAL	23 027	25 522	57 403	555 874
<b>NORFOLK ISLANDS</b>				
728 Other Machines And Equipment Specialized For Particular Industry	0	8 105	0	161 529
741 Heating And Cooling Equipments And Parts	0	25	0	2 992
LAINNYA	0	0	0	0
SUB TOTAL	0	8 130	0	164 521
<b>SAINT LUCIA</b>				
759 Parts And Accessories For Machine Of Heading 751 Or 752	10	66	607	4 675
LAINNYA	0	0	0	0
SUB TOTAL	10	66	607	4 675
<b>UNITED KINGDOM</b>				
251 Pulp And Waste Paper	14 947 255	158 111 524	2 740 053	31 101 446
792 Aircraft And Associated Equipments And Parts	79	26 074	244 272	26 775 023
723 Civil Engineering And Contractor Plants And Equipments/parts	57 045	850 958	1 542 458	24 370 261
542 Medicaments, Including Veterinary Medicaments	30 297	188 106	3 959 917	20 875 262
781 Passenger Motor Cars	92 869	797 043	1 887 110	20 204 546
LAINNYA	8 977 700	92 962 739	56 401 067	407 362 185
SUB TOTAL	24 105 245	252 936 444	66 774 877	530 688 723
<b>NETHERLANDS</b>				
511 Hydrocarbon And Their Halogenated, Nitrated Derivatives	12 872 449	39 942 199	17 817 722	56 647 576
022 Milk,cream, And Milk Products Other Than Butter Or Cheese	971 816	10 232 637	4 277 313	38 899 922
098 Edible Products And Preparations	367 664	4 301 011	2 682 017	28 358 524
784 Parts And Accessories Of The Motor Vehicles	27 731	277 997	2 368 690	25 913 512
759 Parts And Accessories For Machine Of Heading 751 Or 752	8 182	81 474	3 450 578	21 885 742
LAINNYA	11 753 500	108 038 019	36 885 844	342 263 596
SUB TOTAL	26 001 342	162 873 337	67 482 164	513 968 872

**I.6 IMPOR KOMODITI MENURUT NEGARA ASAL / IMPORT BY COUNTRY OF ORIGIN  
DAN LIMA GOLONGAN BARANG (SITC) UTAMA / AND FIVE MAJOR SITC COMMODITY GROUP  
\*\* JULI / JULY 2014 \*\***

Negara Asal/SITC/Uraian Golongan Barang <i>Country of Origin/SITC/group Description</i>	Berat Bersih / <i>Net Weight (Kg)</i>		Nilai CIF / <i>CIF Value (US\$)</i>	
	Bulan ini <i>Current month</i>	Kumulatif <i>Cum. Jan to date</i>	Bulan ini <i>Current month</i>	Kumulatif <i>Cum. Jan to date</i>
<b>FRANCE</b>				
022 Milk,cream, And Milk Products Other Than Butter Or Cheese	2 943 945	29 472 857	8 550 247	87 267 798
891 Arms And Ammunitions	0	74 006	0	56 369 263
251 Pulp And Waste Paper	15 479 828	80 149 530	10 039 792	51 205 935
772 Electrical Apparatus For Making And Breaking Electrical Circuits	162 825	1 570 079	6 073 594	49 064 000
553 Perfumery, Cosmetics, And Toilet Preparations	88 400	599 223	6 851 216	43 186 487
LAINNYA	10 337 348	86 623 845	60 442 471	521 610 922
SUB TOTAL	29 012 346	198 489 540	91 957 320	808 704 405
<b>GERMANY, FED. REP. OF</b>				
728 Other Machines And Equipment Specialized For Particular Industry	1 081 311	10 377 914	32 640 999	356 651 432
745 Other Non-electical Machinery, Tools, And Mechanical Apparatus	116 537	2 191 495	11 008 704	124 303 214
776 Thermionic, Cold Cathode, And Photo Cathode Valves/tubes	10 300	93 080	11 849 553	87 594 721
724 Textile/leather Machinery And Parts	397 456	4 102 428	6 665 981	83 108 283
741 Heating And Cooling Equipments And Parts	175 546	3 098 308	4 447 598	79 212 686
LAINNYA	51 861 232	430 798 671	187 430 291	1 648 733 869
SUB TOTAL	53 642 382	450 661 896	254 043 126	2 379 604 205
<b>AUSTRIA</b>				
776 Thermionic, Cold Cathode, And Photo Cathode Valves/tubes	7 222	74 744	6 430 307	41 818 967
716 Rotating Electric Plants And Parts	91 846	537 434	2 862 050	16 005 841
727 Food Processing Machines And Parts	33 122	275 509	1 663 926	14 806 579
641 Papers And Paperboards	1 169 020	6 802 895	1 889 785	14 444 489
791 Railway Vehicles And Associated Equipments	0	232 930	0	12 687 744
LAINNYA	1 576 003	15 382 596	17 336 123	109 916 904
SUB TOTAL	2 877 213	23 306 108	30 182 191	209 680 524
<b>BELGIUM</b>				
515 Organo-inorganic And Heterocyclic Compounds	2 019 813	15 251 179	6 555 375	49 407 415
022 Milk,cream, And Milk Products Other Than Butter Or Cheese	1 025 000	9 800 000	4 041 545	43 326 420
743 Pumps, Compressors, Fans, Blowers, Centrifuges, And Parts	24 280	750 171	836 088	23 808 266
541 Medicinal And Pharmaceutical Products	91 836	372 006	1 491 091	13 603 950
251 Pulp And Waste Paper	4 443 160	56 502 540	857 302	10 917 739
LAINNYA	13 972 752	82 121 439	32 455 032	212 796 615
SUB TOTAL	21 576 841	164 797 335	46 236 433	353 860 405
<b>SWITZERLAND</b>				
714 Engines And Motors, Non-electric And Parts	9 156	41 030	8 840 117	40 763 774
542 Medicaments, Including Veterinary Medicaments	21 828	134 804	3 527 030	31 054 761
551 Essential Oils, Perfumes, And Flavour Materials	76 832	884 508	2 320 063	23 305 288
726 Printing/book Binding Machinery And Parts	21 932	154 236	487 860	18 834 267
515 Organo-inorganic And Heterocyclic Compounds	27 899	733 619	3 797 712	17 977 185
LAINNYA	1 831 436	14 524 705	28 645 356	216 212 822
SUB TOTAL	1 989 083	16 472 902	47 618 138	348 148 097
<b>LUXEMBOURG</b>				
676 Iron/steel Bars, Rods, Angels, Shaped And Sections	81 090	847 706	97 365	1 234 166
657 Special Yarns,textile Fabrics	1 336	46 584	16 409	547 638
893 Article Of Plastics	0	31 585	0	288 100
677 Rail/railway And Tractor Construction Of Iron/steel Materials	0	203 758	0	244 097
695 Tools For Used In The Hand Or In Machines	8	114	23 263	208 610
LAINNYA	6 418	127 691	183 109	1 191 838
SUB TOTAL	88 852	1 257 438	320 146	3 714 449
<b>GIBRALTAR</b>				
676 Iron/steel Bars, Rods, Angels, Shaped And Sections	0	1	0	86
LAINNYA	0	0	0	0
SUB TOTAL	0	1	0	86

**I.6 IMPOR KOMODITI MENURUT NEGARA ASAL / IMPORT BY COUNTRY OF ORIGIN  
DAN LIMA GOLONGAN BARANG (SITC) UTAMA / AND FIVE MAJOR SITC COMMODITY GROUP  
\*\* JULI / JULY 2014 \*\***

Negara Asal/SITC/Uraian Golongan Barang <i>Country of Origin/SITC/group Description</i>	Berat Bersih / <i>Net Weight (Kg)</i>		Nilai CIF / <i>CIF Value (US\$)</i>	
	Bulan ini <i>Current month</i>	Kumulatif <i>Cum. Jan to date</i>	Bulan ini <i>Current month</i>	Kumulatif <i>Cum. Jan to date</i>
<b>MONACO</b>				
542 Medicaments, Including Veterinary Medicaments	60	180	86 712	261 193
523 Metallicsalts And Peroxysalts	0	2 993	0	70 560
514 Nitrogen-function Compounds	800	4 369	7 819	60 602
551 Essential Oils, Perfumes, And Flavour Materials	0	1 135	0	22 327
575 Other Plastics In Primary Forms	84	534	1 407	11 745
LAINNYA	51	924	1 427	30 212
SUB TOTAL	995	10 135	97 365	456 639
<b>DENMARK</b>				
542 Medicaments, Including Veterinary Medicaments	22 469	62 598	7 665 944	23 308 988
022 Milk,cream, And Milk Products Other Than Butter Or Cheese	405 915	2 048 579	4 122 523	15 155 251
727 Food Processing Machines And Parts	35 610	81 812	528 126	3 889 610
728 Other Machines And Equipment Specialized For Particular Industry	2 545	344 415	249 140	3 734 972
282 Waste And Scrap Metal Of Iron/steel	0	8 509 520	0	3 290 429
LAINNYA	1 257 955	9 725 008	5 644 581	48 124 577
SUB TOTAL	1 724 494	20 771 932	18 210 314	97 503 827
<b>NORWAY</b>				
562 Fertilizers, Manufactured	10 965 735	80 499 859	5 535 185	39 113 906
251 Pulp And Waste Paper	629 350	26 545 529	139 967	7 135 902
034 Fish, Fresh, Chilled Or Frozen	173 593	1 958 706	426 108	5 764 848
874 Measuring, Checking, Analysing, And Controlling Instrument And Ap	584	54 392	104 328	3 844 577
598 Miscellaneous Chemical Products	91 711	2 585 105	114 561	3 664 715
LAINNYA	390 994	6 197 714	2 936 597	34 106 960
SUB TOTAL	12 251 967	117 841 305	9 256 746	93 630 908
<b>SWEDEN</b>				
764 Telecommunication Equipments And Parts	62 831	550 156	6 483 143	96 320 456
251 Pulp And Waste Paper	6 818 100	60 146 250	6 208 567	55 329 694
641 Papers And Paperboards	3 883 624	35 804 332	4 849 377	39 414 362
714 Engines And Motors, Non-electric And Parts	0	322 731	0	26 252 272
511 Hydrocarbon And Their Halogenated, Nitrated Derivatives	0	15 519 221	0	22 017 399
LAINNYA	2 669 452	28 946 425	31 202 114	187 682 844
SUB TOTAL	13 434 007	141 289 115	48 743 201	427 017 027
<b>FINLAND</b>				
764 Telecommunication Equipments And Parts	59 405	353 860	6 313 375	209 752 816
723 Civil Engineering And Contractor Plants And Equipments/parts	16 851	652 644	441 209	20 866 182
641 Papers And Paperboards	1 368 441	19 646 094	1 546 667	17 742 607
772 Electrical Apparatus For Making And Breaking Electrical Circuits	1 720	487 321	121 463	9 888 048
725 Papermill/pulpmill Machinery And Paper Cutting Machines	51 385	174 967	3 336 051	7 883 925
LAINNYA	1 963 092	11 579 455	13 334 632	75 975 554
SUB TOTAL	3 460 894	32 894 341	25 093 397	342 109 132
<b>IRELAND</b>				
793 Ships, Boats, And Floating Structures	0	1 659 000	0	14 000 000
551 Essential Oils, Perfumes, And Flavour Materials	14 308	672 999	688 832	8 082 102
022 Milk,cream, And Milk Products Other Than Butter Or Cheese	386 205	1 943 680	1 557 139	7 005 242
752 Automatic Data Processing Machines And Their Units	4 903	24 058	1 354 021	6 484 752
542 Medicaments, Including Veterinary Medicaments	256	4 869	286 141	5 472 236
LAINNYA	920 418	11 398 495	2 244 517	19 461 720
SUB TOTAL	1 326 090	15 703 101	6 130 650	60 506 052
<b>ITALY</b>				
745 Other Non-electical Machinery, Tools, And Mechanical Apparatus	93 003	1 393 810	9 808 832	126 714 504
728 Other Machines And Equipment Specialized For Particular Industry	317 711	4 922 535	8 077 517	114 934 404
679 Tubes, Pipes, Hollow Profile, Pipe Fitting Of Iron/steel	2 350 070	25 874 445	13 270 284	56 531 525
741 Heating And Cooling Equipments And Parts	509 146	2 914 361	7 533 177	55 238 905
747 Taps, Cocks, And Valves For Pipes	158 299	1 441 524	5 560 143	54 523 414
LAINNYA	22 496 341	162 307 053	68 391 853	593 743 231
SUB TOTAL	25 924 570	198 853 728	112 641 806	1 001 685 983

**I.6 IMPOR KOMODITI MENURUT NEGARA ASAL / IMPORT BY COUNTRY OF ORIGIN  
DAN LIMA GOLONGAN BARANG (SITC) UTAMA / AND FIVE MAJOR SITC COMMODITY GROUP  
\*\* JULI / JULY 2014 \*\***

Negara Asal/SITC/Uraian Golongan Barang <i>Country of Origin/SITC/group Description</i>	Berat Bersih / <i>Net Weight (Kg)</i>		Nilai CIF / <i>CIF Value (US\$)</i>	
	Bulan ini <i>Current month</i>	Kumulatif <i>Cum. Jan to date</i>	Bulan ini <i>Current month</i>	Kumulatif <i>Cum. Jan to date</i>
<b>SPAIN</b>				
679 Tubes, Pipes, Hollow Profile, Pipe Fitting Of Iron/steel	638 181	4 235 315	11 711 130	45 051 287
792 Aircraft And Associated Equipments And Parts	47 055	164 171	10 546 035	29 475 442
691 Structures And Parts Of Iron/steel Or Aluminium	160 916	5 445 706	1 027 288	26 889 453
533 Pigments, Paints, Varnishes, And Related Materials	1 485 517	10 471 708	2 290 181	14 542 480
263 Cotton	0	4 963 791	0	9 970 720
LAINNYA	3 840 889	30 906 972	20 256 582	188 717 816
SUB TOTAL	6 172 558	56 187 663	45 831 216	314 647 198
<b>PORTUGAL</b>				
511 Hydrocarbon And Their Halogenated, Nitrated Derivatives	0	15 207 079	0	15 362 845
764 Telecommunication Equipments And Parts	475	2 878	351 736	4 359 932
845 Articles Of Apparel	8 109	77 021	378 697	3 779 644
844 Women's Coats/jackets, Knitted	2 142	25 901	110 529	1 432 097
657 Special Yarns,textile Fabrics	21	2 560	108	1 431 328
LAINNYA	507 593	2 414 299	1 657 369	11 523 883
SUB TOTAL	518 340	17 729 738	2 498 439	37 889 729
<b>ICELAND</b>				
034 Fish, Fresh, Chilled Or Frozen	0	348 720	0	497 694
411 Animal Oils And Fats	0	42 940	0	207 149
727 Food Processing Machines And Parts	0	4 630	0	141 959
542 Medicaments, Including Veterinary Medicaments	914	914	109 479	109 479
523 Metalicsalts And Peroxysalts	0	200	0	9 455
LAINNYA	28	611	585	11 633
SUB TOTAL	942	398 015	110 064	977 369
<b>GREECE</b>				
263 Cotton	1 546 082	12 352 162	3 548 156	26 320 862
251 Pulp And Waste Paper	2 831 401	29 300 729	594 363	6 090 678
793 Ships, Boats, And Floating Structures	0	4 949 026	0	5 996 276
121 Tobacco, Unmanufactured And Refused	108 795	372 154	880 663	2 841 737
522 Inorganic Chemical Elements, Oxides And Halogen Salts	140 000	880 315	242 480	1 537 088
LAINNYA	1 216 879	8 395 623	1 320 117	8 722 190
SUB TOTAL	5 843 157	56 250 009	6 585 779	51 508 831
<b>VATICAN CITY STATE</b>				
747 Taps, Cocks, And Valves For Pipes	2	1 491	2	36 738
248 Wood, simply Worked And Railway Sleeper Of Wood	18 935	18 935	19 708	19 708
742 Pumps For Liquid And Parts	0	156	0	5 639
713 Internal Combustion Piston Engines And Parts	1	25	1	538
LAINNYA	0	0	0	0
SUB TOTAL	18 938	20 607	19 711	62 623
<b>ANDORRA</b>				
334 Petroleum Products, Refined	0	7 768 014	0	8 454 320
728 Other Machines And Equipment Specialized For Particular Industry	0	286	0	1 610
656 Tulle,lace,embroidery,ribbons,trimmings And Other Small Wares	23	23	558	558
679 Tubes, Pipes, Hollow Profile, Pipe Fitting Of Iron/steel	0	55	0	1
LAINNYA	0	0	0	0
SUB TOTAL	23	7 768 378	558	8 456 489
<b>LIECHTENSTEIN</b>				
772 Electrical Apparatus For Making And Breaking Electrical Circuits	0	4 841	0	191 741
533 Pigments, Paints, Varnishes, And Related Materials	0	5 230	0	127 286
778 Electrical Machinery And Apparatus	0	271	0	10 022
742 Pumps For Liquid And Parts	0	209	0	6 671
893 Article Of Plastics	0	61	0	6 388
LAINNYA	1	60	1	8 308
SUB TOTAL	1	10 672	1	350 416

**I.6 IMPOR KOMODITI MENURUT NEGARA ASAL / IMPORT BY COUNTRY OF ORIGIN  
DAN LIMA GOLONGAN BARANG (SITC) UTAMA / AND FIVE MAJOR SITC COMMODITY GROUP  
\*\* JULI / JULY 2014 \*\***

Negara Asal/SITC/Uraian Golongan Barang <i>Country of Origin/SITC/group Description</i>	Berat Bersih / <i>Net Weight (Kg)</i>		Nilai CIF / <i>CIF Value (US\$)</i>	
	Bulan ini <i>Current month</i>	Kumulatif <i>Cum. Jan to date</i>	Bulan ini <i>Current month</i>	Kumulatif <i>Cum. Jan to date</i>
<b>DEMOCRATIC REP. OF THE CONGO</b>				
292 Crude Vegetable Materials	40 192	744 244	98 469	1 821 568
248 Wood,simply Worked And Railway Sleeper Of Wood	0	36 290	0	26 849
874 Measuring, Checking, Analysing, And Controlling Instrument And Ap	0	7	0	5 087
745 Other Non-electical Machinery, Tools, And Mechanical Apparatus	0	5	0	2 176
898 Musical Instrument And Parts/accessories	0	4	0	84
LAINNYA	1	1	5	5
SUB TOTAL	40 193	780 551	98 474	1 855 769
<b>HUNGARY</b>				
741 Heating And Cooling Equipments And Parts	3 198	268 621	15 512	7 520 610
728 Other Machines And Equipment Specialized For Particular Industry	2 703	49 438	451 796	4 296 788
772 Electrical Apparatus For Making And Breaking Electrical Circuits	2 592	397 088	291 679	4 168 314
541 Medicinal And Pharmaceutical Products	2 494	16 254	503 178	3 418 875
778 Electrical Machinery And Apparatus	6 379	64 575	190 203	2 598 795
LAINNYA	140 385	1 475 064	1 554 308	20 947 081
SUB TOTAL	157 751	2 271 040	3 006 676	42 950 463
<b>POLAND</b>				
022 Milk,cream, And Milk Products Other Than Butter Or Cheese	1 497 500	9 024 000	3 408 961	17 112 086
098 Edible Products And Preparations	248 600	2 066 330	1 082 895	7 893 839
553 Perfumery, Cosmetics, And Toilet Preparations	90 774	594 041	1 193 776	5 989 823
696 Cutlery	21 408	153 960	670 081	4 820 940
515 Organo-inorganic And Heterocyclic Compounds	50	1 506 851	1 901	3 611 816
LAINNYA	2 447 118	21 630 021	4 595 530	44 792 719
SUB TOTAL	4 305 450	34 975 203	10 953 144	84 221 223
<b>ROMANIA</b>				
842 Women's Coats/jacket, Not Knitted	4 733	36 444	274 470	1 884 781
679 Tubes, Pipes, Hollow Profile, Pipe Fitting Of Iron/steel	19 098	451 634	114 059	1 507 342
748 Transmission Shafts And Cranks	133	21 035	8 826	595 894
122 Tobacco, Manufactured	186	112 033	3 966	593 102
746 Ball Or Roller Bearings	2 805	24 539	49 481	528 777
LAINNYA	177 945	1 482 193	1 021 201	7 387 824
SUB TOTAL	204 900	2 127 878	1 472 003	12 497 720
<b>BULGARIA</b>				
121 Tobacco, Unmanufactured And Refused	181 208	898 748	1 733 311	8 007 404
523 Metallicsalts And Peroxysalts	600 000	23 553 084	147 000	5 393 881
081 Feeding Stuff For Animals	12 656	818 136	101 065	3 715 168
772 Electrical Apparatus For Making And Breaking Electrical Circuits	8 961	85 572	211 422	2 185 966
776 Thermionic, Cold Cathode, And Photo Cathode Valves/tubes	24	191	324 482	2 143 553
LAINNYA	256 542	2 615 533	837 397	5 045 952
SUB TOTAL	1 059 391	27 971 264	3 354 677	26 491 924
<b>SERBIA</b>				
748 Transmission Shafts And Cranks	0	183	0	876
746 Ball Or Roller Bearings	0	38	0	65
LAINNYA	0	0	0	0
SUB TOTAL	0	221	0	941
<b>ALBANIA</b>				
671 Pig Iron,spiegeleisen,sponge Iron, And Ferro-alloys	0	249 889	0	389 840
841 Men's Coats/jackets, Not Knitted	81	865	4 354	48 747
842 Women's Coats/jacket, Not Knitted	16	100	3 480	25 467
851 Footwears	1	560	34	21 863
845 Articles Of Apparel	1	101	268	5 370
LAINNYA	635	653	4 340	5 143
SUB TOTAL	734	252 168	12 476	496 430

**I.6 IMPOR KOMODITI MENURUT NEGARA ASAL / IMPORT BY COUNTRY OF ORIGIN  
DAN LIMA GOLONGAN BARANG (SITC) UTAMA / AND FIVE MAJOR SITC COMMODITY GROUP  
\*\* JULI / JULY 2014 \*\***

Negara Asal/SITC/Uraian Golongan Barang <i>Country of Origin/SITC/group Description</i>	Berat Bersih / <i>Net Weight (Kg)</i>		Nilai CIF / <i>CIF Value (US\$)</i>	
	Bulan ini <i>Current month</i>	Kumulatif <i>Cum. Jan to date</i>	Bulan ini <i>Current month</i>	Kumulatif <i>Cum. Jan to date</i>
<b>ARMENIA</b>				
741 Heating And Cooling Equipments And Parts	0	15 797	0	195 158
784 Parts And Accessories Of The Motor Vehicles	83	221	2 987	7 794
841 Men's Coats/jackets, Not Knitted	0	33	0	3 067
772 Electrical Apparatus For Making And Breaking Electrical Circuits	44	68	960	1 838
747 Taps, Cocks, And Valves For Pipes	0	8	0	276
LAINNYA	7	20	235	481
SUB TOTAL	134	16 147	4 182	208 614
<b>AZERBAIJAN</b>				
333 Petroleum Oil, Crude	265 258 785	1 877 607 706	229 368 703	1 588 313 025
749 Non-electric Parts And Accessories Of Machineries	0	8	0	4 060
747 Taps, Cocks, And Valves For Pipes	0	1	0	2 700
772 Electrical Apparatus For Making And Breaking Electrical Circuits	0	2	0	116
LAINNYA	0	0	0	0
SUB TOTAL	265 258 785	1 877 607 717	229 368 703	1 588 319 901
<b>BELARUS</b>				
562 Fertilizers, Manufactured	68 327 500	303 184 200	19 552 190	85 900 078
625 Rubber Tyre, tyre Cases, tyre Treads, inner Tubes, And Tyre Flaps	53 200	405 954	285 805	1 331 298
891 Arms And Ammunitions	0	1 028	0	669 750
592 Starches, Inulin, And Wheat Glutenal Buminoidal Substances; Glues	0	15 000	0	177 131
842 Women's Coats/jacket, Not Knitted	55	385	3 593	17 295
LAINNYA	2	22 581	47	27 517
SUB TOTAL	68 380 757	303 629 148	19 841 635	88 123 069
<b>KAZAKHSTAN</b>				
686 Zinc	1 622 410	6 370 782	3 784 006	14 486 049
671 Pig Iron, spiegeleisen, sponge Iron, And Ferro-alloys	0	260 000	0	738 993
122 Tobacco, Manufactured	0	5	0	51 660
874 Measuring, Checking, Analysing, And Controlling Instrument And Ap	0	99	0	24 302
695 Tools For Used In The Hand Or In Machines	0	154	0	14 947
LAINNYA	0	97	0	21 835
SUB TOTAL	1 622 410	6 631 137	3 784 006	15 337 786
<b>KYRGYZSTAN</b>				
726 Printing/book Binding Machinery And Parts	0	10 020	0	96 000
653 Fabrics, Woven, Of Man-made Fibres	0	30 747	0	89 907
675 Flat Rolled Products And Alloy Steels	85 123	85 123	49 104	49 104
575 Other Plastics In Primary Forms	14 400	14 400	45 360	45 360
591 Disinfectants, Insecticides, And Fungicides Put In Forms	0	14 000	0	35 000
LAINNYA	567	55 387	3 388	157 244
SUB TOTAL	100 090	209 677	97 852	472 615
<b>MOLDOVA, REPUBLIC OF</b>				
041 Wheat And Meslin, Unmilled	1 710 630	12 545 343	520 426	3 655 250
842 Women's Coats/jacket, Not Knitted	1 010	5 697	42 808	235 012
831 Travel Goods	3 225	3 414	68 299	81 614
845 Articles Of Apparel	381	2 188	14 022	80 388
844 Women's Coats/jackets, Knitted	191	1 787	6 323	57 549
LAINNYA	1	3 884	267	16 616
SUB TOTAL	1 715 438	12 562 313	652 145	4 126 429
<b>TAJIKISTAN</b>				
629 Articles Of Rubbers	0	145	0	4 974
759 Parts And Accessories For Machine Of Heading 751 Or 752	0	10	0	1 050
LAINNYA	0	0	0	0
SUB TOTAL	0	155	0	6 024

**I.6 IMPOR KOMODITI MENURUT NEGARA ASAL / IMPORT BY COUNTRY OF ORIGIN  
DAN LIMA GOLONGAN BARANG (SITC) UTAMA / AND FIVE MAJOR SITC COMMODITY GROUP  
\*\* JULI / JULY 2014 \*\***

Negara Asal/SITC/Uraian Golongan Barang <i>Country of Origin/SITC/group Description</i>	Berat Bersih / <i>Net Weight (Kg)</i>		Nilai CIF / <i>CIF Value (US\$)</i>	
	Bulan ini <i>Current month</i>	Kumulatif <i>Cum. Jan to date</i>	Bulan ini <i>Current month</i>	Kumulatif <i>Cum. Jan to date</i>
<b>TURKMENISTAN</b>				
841 Men's Coats/jackets, Not Knitted	202	1 735	6 809	56 677
842 Women's Coats/jacket, Not Knitted	0	59	0	2 100
843 Men's Coats/jackets, Knitted	6	6	194	194
LAINNYA	0	0	0	0
SUB TOTAL	208	1 800	7 003	58 971
<b>UKRAINE</b>				
672 Ingots And Other Iron/steel In Primary Forms	14 984 170	163 315 954	8 289 326	89 177 461
673 Flat Rolled Products, Not Clad	11 838 601	81 289 222	7 419 955	53 426 296
041 Wheat And Meslin, Unmilled	0	138 867 295	0	39 423 675
675 Flat Rolled Products And Alloy Steels	195 655	6 478 880	191 423	5 153 824
046 Meal And Flour Of Wheat And Flour Of Meslin	976 000	9 956 200	341 840	3 722 227
LAINNYA	1 002 025	25 374 341	1 139 587	16 599 950
SUB TOTAL	28 996 451	425 281 892	17 382 131	207 503 433
<b>UZBEKISTAN</b>				
713 Internal Combustion Piston Engines And Parts	575	278 548	14 031	3 605 726
251 Pulp And Waste Paper	65 740	565 740	112 613	1 042 613
263 Cotton	0	50 872	0	94 209
747 Taps, Cocks, And Valves For Pipes	0	84	0	2 284
748 Transmission Shafts And Cranks	57	57	1 381	1 381
LAINNYA	0	8	0	217
SUB TOTAL	66 372	895 309	128 025	4 746 430
<b>LITHUANIA</b>				
022 Milk,cream, And Milk Products Other Than Butter Or Cheese	0	1 350 000	0	1 948 535
562 Fertilizers, Manufactured	2 035 000	6 289 600	590 151	1 815 397
041 Wheat And Meslin, Unmilled	0	3 006 340	0	1 016 143
784 Parts And Accessories Of The Motor Vehicles	23	3 850	252	90 248
842 Women's Coats/jacket, Not Knitted	19	625	3 625	79 743
LAINNYA	10 229	221 164	67 194	434 859
SUB TOTAL	2 045 271	10 871 579	661 222	5 384 925
<b>LATVIA</b>				
282 Waste And Scrap Metal Of Iron/steel	0	501 520	0	216 907
046 Meal And Flour Of Wheat And Flour Of Meslin	0	400 000	0	154 400
784 Parts And Accessories Of The Motor Vehicles	190	3 328	6 968	94 094
655 Knitted Or Crocheted Fabrics	490	2 250	12 086	62 870
515 Organo-inorganic And Heterocyclic Compounds	0	35	0	62 012
LAINNYA	2 373	60 111	33 088	345 698
SUB TOTAL	3 053	967 244	52 142	935 981
<b>ESTONIA</b>				
764 Telecommunication Equipments And Parts	1 454	8 304	84 954	310 634
525 Radioactive And Associated Materials	20 000	40 000	116 000	226 400
641 Papers And Paperboards	25 493	179 040	23 708	168 060
772 Electrical Apparatus For Making And Breaking Electrical Circuits	243	1 018	11 772	125 360
874 Measuring, Checking, Analysing, And Controlling Instrument And Ap	104	791	30 720	117 401
LAINNYA	22 465	143 992	97 893	479 920
SUB TOTAL	69 759	373 145	365 047	1 427 775
<b>GEORGIA</b>				
792 Aircraft And Associated Equipments And Parts	0	9 801	0	3 874 493
685 Lead	0	167 970	0	334 116
679 Tubes, Pipes, Hollow Profile, Pipe Fitting Of Iron/steel	987	17 719	16 457	322 370
335 Residual Petroleum Products, And Related Materials	0	101 755	0	128 211
842 Women's Coats/jacket, Not Knitted	387	3 309	25 638	120 569
LAINNYA	2 800	27 505	102 274	204 157
SUB TOTAL	4 174	328 059	144 369	4 983 916



**I.6 IMPOR KOMODITI MENURUT NEGARA ASAL / IMPORT BY COUNTRY OF ORIGIN  
DAN LIMA GOLONGAN BARANG (SITC) UTAMA / AND FIVE MAJOR SITC COMMODITY GROUP  
\*\* JULI / JULY 2014 \*\***

Negara Asal/SITC/Uraian Golongan Barang <i>Country of Origin/SITC/group Description</i>	Berat Bersih / <i>Net Weight (Kg)</i>		Nilai CIF / <i>CIF Value (US\$)</i>	
	Bulan ini <i>Current month</i>	Kumulatif <i>Cum. Jan to date</i>	Bulan ini <i>Current month</i>	Kumulatif <i>Cum. Jan to date</i>
<b>CROATIA</b>				
121 Tobacco, Unmanufactured And Refused	0	1 122 600	0	5 081 190
273 Stone, Sand And Gravel	0	995 280	0	639 864
663 Mineral Manufactures	0	234 790	0	387 362
737 Metalworking Machinery And Parts	168	67 280	441	366 104
248 Wood, simply Worked And Railway Sleeper Of Wood	20 000	407 289	19 722	348 107
LAINNYA	3 563	201 349	190 221	2 012 796
SUB TOTAL	23 731	3 028 588	210 384	8 835 423
<b>BOSNIA AND HERZEGOVINA</b>				
851 Footwears	235	149 035	47 044	122 408
747 Taps, Cocks, And Valves For Pipes	109	352	12 882	36 464
248 Wood, simply Worked And Railway Sleeper Of Wood	46 055	46 055	32 420	32 420
775 Household Type, Electrical/non-electrical Equipments	155	155	3 739	3 739
743 Pumps, Compressors, Fans, Blowers, Centrifuges, And Parts	2	54	26	2 337
LAINNYA	45	193	1 902	5 870
SUB TOTAL	46 601	195 844	98 013	203 238
<b>MALTA</b>				
542 Medicaments, Including Veterinary Medicaments	0	4 631	0	863 005
251 Pulp And Waste Paper	0	1 025 500	0	168 363
778 Electrical Machinery And Apparatus	256	1 546	35 198	167 016
579 Waste And Scrap Of Plastics	0	138 088	0	61 578
515 Organo-inorganic And Heterocyclic Compounds	0	104	0	48 872
LAINNYA	105	2 847	3 496	131 421
SUB TOTAL	361	1 172 716	38 694	1 440 255
<b>SLOVAKIA</b>				
737 Metalworking Machinery And Parts	100 027	104 101	523 964	608 205
514 Nitrogen-function Compounds	0	380 000	0	600 400
759 Parts And Accessories For Machine Of Heading 751 Or 752	1 868	4 491	153 992	578 859
781 Passenger Motor Cars	0	21 751	0	393 942
778 Electrical Machinery And Apparatus	3 566	15 686	86 381	393 630
LAINNYA	35 269	464 600	423 857	4 159 350
SUB TOTAL	140 730	990 629	1 188 194	6 734 386
<b>SLOVENIA</b>				
542 Medicaments, Including Veterinary Medicaments	1 506	3 967	592 720	1 677 307
737 Metalworking Machinery And Parts	112 800	269 460	373 861	884 514
541 Medicinal And Pharmaceutical Products	0	4 500	0	483 750
699 Manufactures Of Base Metals	1 465	30 244	28 290	454 131
893 Article Of Plastics	10 836	69 895	35 435	357 274
LAINNYA	49 140	630 085	641 663	4 115 197
SUB TOTAL	175 747	1 008 151	1 671 969	7 972 173
<b>CZECH REPUBLIC</b>				
251 Pulp And Waste Paper	6 798 836	48 335 064	5 964 049	42 988 511
743 Pumps, Compressors, Fans, Blowers, Centrifuges, And Parts	46 742	284 257	792 298	4 784 911
514 Nitrogen-function Compounds	159 580	1 958 460	314 180	4 037 242
744 Mechanical Handling Equipments And Parts	717	193 859	58 598	3 863 606
772 Electrical Apparatus For Making And Breaking Electrical Circuits	13 475	253 838	432 528	3 462 738
LAINNYA	582 808	5 736 383	5 638 099	34 217 679
SUB TOTAL	7 602 158	56 761 861	13 199 752	93 354 687
<b>SOUTH GEORGIA AND THE SOUTH SA</b>				
672 Ingots And Other Iron/steel In Primary Forms	25	25	370	370
LAINNYA	0	0	0	0
SUB TOTAL	25	25	370	370

**I.6 IMPOR KOMODITI MENURUT NEGARA ASAL / IMPORT BY COUNTRY OF ORIGIN  
DAN LIMA GOLONGAN BARANG (SITC) UTAMA / AND FIVE MAJOR SITC COMMODITY GROUP  
\*\* JULI / JULY 2014 \*\***

Negara Asal/SITC/Uraian Golongan Barang <i>Country of Origin/SITC/group Description</i>	Berat Bersih / <i>Net Weight (Kg)</i>		Nilai CIF / <i>CIF Value (US\$)</i>	
	Bulan ini <i>Current month</i>	Kumulatif <i>Cum. Jan to date</i>	Bulan ini <i>Current month</i>	Kumulatif <i>Cum. Jan to date</i>
<b>REP. OF MACEDONIA</b>				
121 Tobacco, Unmanufactured And Refused	140	30 950	1 245	195 592
842 Women's Coats/jacket, Not Knitted	37	729	5 087	81 040
845 Articles Of Apparel	12	117	1 594	11 265
844 Women's Coats/jackets, Knitted	18	217	642	7 697
841 Men's Coats/jackets, Not Knitted	25	60	1 582	3 555
LAINNYA	0	39	0	1 980
SUB TOTAL	232	32 112	10 150	301 129
<b>FAEROE ISLANDS</b>				
034 Fish, Fresh, Chilled Or Frozen	0	24 309	0	155 536
597 Additive For Mineral Oils	0	231	0	6 200
LAINNYA	0	0	0	0
SUB TOTAL	0	24 540	0	161 736
<b>RUSSIA FEDERATION</b>				
672 Ingots And Other Iron/steel In Primary Forms	208 313 477	975 530 850	114 972 472	517 913 935
334 Petroleum Products, Refined	67 169 070	175 439 982	60 935 577	160 671 847
562 Fertilizers, Manufactured	34 827 046	394 617 003	11 319 844	119 847 208
333 Petroleum Oil, Crude	0	81 113 671	0	66 334 293
278 Other Crude Minerals	5 665 500	52 382 625	3 293 888	30 636 258
LAINNYA	7 761 075	141 593 920	11 922 088	121 163 708
SUB TOTAL	323 736 168	1 820 678 051	202 443 869	1 016 567 249
<b>SERBIA</b>				
891 Arms And Ammunitions	0	54 084	0	5 568 127
098 Edible Products And Preparations	10 000	40 400	133 200	541 644
122 Tobacco, Manufactured	9	1 641	72	77 896
112 Alcoholic Beverages	0	3 324	0	16 111
121 Tobacco, Unmanufactured And Refused	0	2 560	0	15 612
LAINNYA	655	8 013	10 007	75 213
SUB TOTAL	10 664	110 022	143 279	6 294 603
<b>MONTENEGRO</b>				
845 Articles Of Apparel	0	20	0	700
842 Women's Coats/jacket, Not Knitted	0	9	0	328
743 Pumps, Compressors, Fans, Blowers, Centrifuges, And Parts	0	2	0	283
874 Measuring, Checking, Analysing, And Controlling Instrument And Ap	0	4	0	122
748 Transmission Shafts And Cranks	0	9	0	56
LAINNYA	0	1	0	7
SUB TOTAL	0	45	0	1 496

**I.7 IMPOR KOMODITI TERTENTU MENURUT NEGARA ASAL UTAMA  
CERTAIN COMMODITIES IMPORT BY MAIN COUNTRY OF ORIGIN**

\*\* JULI / JULY 2014 \*\*

Komoditi <i>Commodity</i>	Negara Asal <i>Country of Origin</i>	Berat Bersih / <i>Net Weight (Kg)</i>		Nilai CIF / <i>CIF Value (US\$)</i>	
		Bulan ini <i>Current month</i>	Kumulatif <i>Cum. Jan to date</i>	Bulan ini <i>Current month</i>	Kumulatif <i>Cum. Jan to date</i>
<b>Beras</b>					
	THAILAND	2 150 000	92 913 600	1 256 230	43 869 909
	INDIA	4 150 000	65 696 040	1 792 850	24 139 426
	PAKISTAN	2 000 000	10 950 000	800 000	4 139 550
	VIET NAM	0	6 206 000	0	3 277 166
	MYANMAR	0	8 136 000	0	2 686 152
	Lainnya	840 000	1 515 856	252 000	2 195 619
	Subtotal	9 140 000	185 417 496	4 101 080	80 307 822
<b>Jagung</b>					
	INDIA	181 239 545	1 038 098 827	47 185 247	262 686 485
	BRAZIL	0	362 621 889	0	89 265 896
	ARGENTINA	40 802 163	181 050 673	10 964 122	48 916 037
	UNITED STATES	229 912	73 367 548	276 469	20 342 020
	THAILAND	192 982	10 016 074	1 034 011	5 858 557
	Lainnya	138 014	11 451 304	40 964	2 792 871
	Subtotal	222 602 616	1 676 606 315	59 500 813	429 861 866
<b>Kedelai</b>					
	UNITED STATES	131 702 224	1 389 838 008	83 821 082	838 291 684
	CANADA	5 773 433	20 830 666	3 597 622	12 451 820
	MALAYSIA	924 636	7 457 052	669 743	5 292 726
	URUGUAY	4 852 030	7 846 225	2 990 428	4 798 437
	ARGENTINA	2 543 940	4 756 540	1 526 863	2 891 701
	Lainnya	902 396	8 389 323	490 510	4 705 114
	Subtotal	146 698 659	1 439 117 814	93 096 248	868 431 482
<b>Biji Gandum dan Meslin</b>					
	AUSTRALIA	348 748 990	2 466 155 481	114 024 868	792 454 725
	UNITED STATES	138 809 738	703 085 897	48 827 381	243 604 340
	CANADA	47 555 390	676 457 583	16 536 346	234 838 672
	INDIA	120 851 640	330 790 461	36 574 109	101 811 672
	UKRAINE	0	138 867 295	0	39 423 675
	Lainnya	2 214 560	80 345 834	642 377	25 602 387
	Subtotal	658 180 318	4 395 702 551	216 605 081	1 437 735 471
<b>Tepung Terigu</b>					
	TURKEY	1 656 000	44 963 300	545 640	14 893 580
	SRI LANKA	1 634 000	26 039 000	694 450	11 203 620
	INDIA	4 483 956	18 853 982	1 623 798	6 942 351
	MALAYSIA	1 218 732	8 082 830	594 127	3 942 813
	UKRAINE	976 000	9 956 200	341 840	3 722 227
	Lainnya	1 312 761	8 381 335	631 497	3 899 350
	Subtotal	11 281 449	116 276 647	4 431 352	44 603 941
<b>Gula Pasir</b>					
	THAILAND	0	10 375 000	0	5 273 175
	SINGAPORE	94	557	734	4 692
	AUSTRALIA	0	63	0	209
	UNITED ARAB EMIRATES	6	25	8	37
	Lainnya	0	0	0	0
	Subtotal	100	10 375 645	742	5 278 113

**I.7 IMPOR KOMODITI TERTENTU MENURUT NEGARA ASAL UTAMA  
CERTAIN COMMODITIES IMPORT BY MAIN COUNTRY OF ORIGIN**

**\*\* JULI / JULY 2014 \*\***

Komoditi <i>Commodity</i>	Negara Asal <i>Country of Origin</i>	Berat Bersih / <i>Net Weight (Kg)</i>		Nilai CIF / <i>CIF Value (US\$)</i>	
		Bulan ini <i>Current month</i>	Kumulatif <i>Cum. Jan to date</i>	Bulan ini <i>Current month</i>	Kumulatif <i>Cum. Jan to date</i>
<b>Gula Tebu</b>					
	THAILAND	141 002 000	1 145 059 898	60 827 155	510 591 461
	AUSTRALIA	51 066 690	470 142 690	23 341 190	211 021 693
	BRAZIL	0	278 832 277	0	132 175 675
	SOUTH AFRICA	0	82 560 000	0	36 117 068
	KOREA, REPUBLIC OF	0	4 995	0	6 584
	Lainnya	0	0	0	0
	Subtotal	192 068 690	1 976 599 860	84 168 345	889 912 481
<b>Daging Jenis Lembu</b>					
	AUSTRALIA	3 295 660	40 435 176	13 564 867	170 202 272
	NEW ZEALAND	644 883	15 088 573	2 854 252	65 799 657
	UNITED STATES	151 776	4 281 601	797 493	17 532 895
	SINGAPORE	22	47 032	607	175 242
	Lainnya	0	0	0	0
	Subtotal	4 092 341	59 852 382	17 217 219	253 710 066
<b>Jenis Lembu</b>					
	AUSTRALIA	13 580 894	128 488 701	36 677 221	356 734 739
	UNITED KINGDOM	0	800	0	27 011
	Lainnya	0	0	0	0
	Subtotal	13 580 894	128 489 501	36 677 221	356 761 750
<b>Daging Ayam</b>					
	BELGIUM	0	100	0	1 684
	Lainnya	0	0	0	0
	Subtotal	0	100	0	1 684
<b>Garam</b>					
	AUSTRALIA	93 422 004	1 012 101 008	4 377 485	46 538 717
	INDIA	0	235 596 169	0	9 838 417
	CHINA	8 645 000	13 796 001	656 447	1 060 524
	NEW ZEALAND	312 000	1 392 000	124 560	547 152
	GERMANY, FED. REP. OF	0	160 825	0	227 624
	Lainnya	95 388	955 116	41 577	314 890
	Subtotal	102 474 392	1 264 001 119	5 200 069	58 527 324
<b>Mentega</b>					
	NEW ZEALAND	443 891	8 849 600	2 101 473	43 127 370
	BELGIUM	0	1 628 907	0	10 256 287
	FRANCE	26 124	457 409	162 010	3 258 276
	NETHERLANDS	269 856	1 091 486	1 361 768	3 112 678
	AUSTRALIA	17 675	394 900	76 003	1 866 075
	Lainnya	11 550	378 765	13 756	1 976 525
	Subtotal	769 096	12 801 067	3 715 010	63 597 211
<b>Minyak Goreng</b>					
	MALAYSIA	1 369 190	12 101 461	1 649 353	13 924 725
	SINGAPORE	108 196	747 197	152 678	1 051 836
	AUSTRALIA	169 440	800 138	225 355	1 041 549
	THAILAND	15 600	659 700	25 428	910 381
	UNITED STATES	20 620	202 260	30 909	403 186
	Lainnya	18 499	219 527	37 350	328 246
	Subtotal	1 701 545	14 730 283	2 121 073	17 659 923

**I.7 IMPOR KOMODITI TERTENTU MENURUT NEGARA ASAL UTAMA  
CERTAIN COMMODITIES IMPORT BY MAIN COUNTRY OF ORIGIN**

\*\* JULI / JULY 2014 \*\*

Komoditi <i>Commodity</i>	Negara Asal <i>Country of Origin</i>	Berat Bersih / <i>Net Weight (Kg)</i>		Nilai CIF / <i>CIF Value (US\$)</i>	
		Bulan ini <i>Current month</i>	Kumulatif <i>Cum. Jan to date</i>	Bulan ini <i>Current month</i>	Kumulatif <i>Cum. Jan to date</i>
<b>Susu</b>					
	NEW ZEALAND	2 206 784	33 002 546	10 594 486	164 682 041
	UNITED STATES	2 123 950	27 047 868	9 266 250	120 931 120
	AUSTRALIA	2 786 865	19 723 009	13 932 977	97 290 082
	FRANCE	1 075 727	12 254 218	5 192 718	52 626 337
	BELGIUM	1 025 000	9 550 000	4 041 545	42 252 420
	Lainnya	2 791 993	19 933 082	13 619 371	88 350 808
	Subtotal	12 010 319	121 510 723	56 647 347	566 132 808
<b>Bawang Merah</b>					
	THAILAND	0	20 512 146	0	9 716 059
	INDIA	0	26 430 978	0	7 438 657
	VIET NAM	100 000	10 940 900	50 000	5 261 019
	PHILIPPINES	881 420	1 605 580	435 187	791 291
	Lainnya	0	0	0	0
	Subtotal	981 420	59 489 604	485 187	23 207 026
<b>Bawang Putih</b>					
	CHINA	59 620 833	282 364 960	41 946 522	202 857 713
	TAIWAN	253 300	1 850 000	101 320	741 817
	VIET NAM	0	290 000	0	203 000
	SINGAPORE	0	55 883	0	23 992
	Lainnya	0	0	0	0
	Subtotal	59 874 133	284 560 843	42 047 842	203 826 522
<b>Kelapa</b>					
	PHILIPPINES	19 130	104 315	70 273	389 061
	THAILAND	49 190	273 389	48 749	205 745
	MALAYSIA	11 950	13 764	11 950	17 484
	Lainnya	0	0	0	0
	Subtotal	80 270	391 468	130 972	612 290
<b>Kelapa Sawit</b>					
	PAPUA NEW GUINEA	0	880	0	126 000
	MALAYSIA	0	259	0	59 065
	Lainnya	0	0	0	0
	Subtotal	0	1 139	0	185 065
<b>Lada</b>					
	VIET NAM	1 007 000	3 078 890	7 364 200	22 794 993
	MALAYSIA	15 000	120 920	131 891	993 110
	BRAZIL	606	71 824	10 741	487 853
	NETHERLANDS	840	6 440	7 967	77 367
	UNITED STATES	0	7 381	0	45 124
	Lainnya	1 740	6 743	22 066	87 264
	Subtotal	1 025 186	3 292 198	7 536 865	24 485 711
<b>Kentang</b>					
	AUSTRALIA	0	8 874 123	0	5 821 248
	CANADA	0	5 992 000	0	3 627 000
	EGYPT	0	6 342 500	0	3 496 475
	UNITED KINGDOM	0	1 200 000	0	1 138 594
	BANGLADESH	0	806 000	0	221 104
	Lainnya	0	573 237	0	264 318
	Subtotal	0	23 787 860	0	14 568 739

**I.7 IMPOR KOMODITI TERTENTU MENURUT NEGARA ASAL UTAMA  
CERTAIN COMMODITIES IMPORT BY MAIN COUNTRY OF ORIGIN**

**\*\* JULI / JULY 2014 \*\***

Komoditi <i>Commodity</i>	Negara Asal <i>Country of Origin</i>	Berat Bersih / <i>Net Weight (Kg)</i>		Nilai CIF / <i>CIF Value (US\$)</i>	
		Bulan ini <i>Current month</i>	Kumulatif <i>Cum. Jan to date</i>	Bulan ini <i>Current month</i>	Kumulatif <i>Cum. Jan to date</i>
<b>Teh</b>					
	VIET NAM	551 868	3 539 343	528 777	3 945 840
	KENYA	201 171	1 254 143	458 354	3 021 949
	INDIA	28 261	984 688	38 454	1 730 949
	IRAN (ISLAMIC REPUBLIC OF)	54 211	2 255 380	50 527	1 721 243
	SRI LANKA	38 486	209 323	303 829	1 468 903
	Lainnya	78 763	1 011 194	373 115	2 956 059
	Subtotal	952 760	9 254 071	1 753 056	14 844 943
<b>Kopi</b>					
	VIET NAM	957 770	14 773 208	1 985 536	30 631 353
	BRAZIL	76 800	657 216	306 230	2 103 253
	ITALY	14 970	67 957	294 491	1 238 960
	INDONESIA	108 000	688 352	159 904	1 192 545
	UNITED STATES	15 180	170 278	108 439	1 093 730
	Lainnya	5 774	468 311	53 657	2 058 038
	Subtotal	1 178 494	16 825 322	2 908 257	38 317 879
<b>Kakao</b>					
	COTE D'IVOIRE	2 997 334	18 565 415	9 286 647	55 196 796
	GHANA	950 000	6 966 097	3 212 907	20 873 989
	ECUADOR	601 424	6 280 915	1 838 762	18 439 039
	PAPUA NEW GUINEA	600 000	5 216 610	1 891 558	15 354 910
	MALAYSIA	1 000 000	4 577 701	3 233 699	12 178 838
	Lainnya	1 009 196	4 730 575	2 912 017	11 092 426
	Subtotal	7 157 954	46 337 313	22 375 590	133 135 998
<b>Cabe (segar dingin)</b>					
	VIET NAM	0	14 707	0	24 936
	Lainnya	0	0	0	0
	Subtotal	0	14 707	0	24 936
<b>Cabe (kering-tumbuk)</b>					
	INDIA	978 283	11 390 255	1 290 525	13 457 896
	CHINA	216 715	2 095 995	329 360	2 628 581
	THAILAND	500	20 360	7 215	233 622
	KOREA, REPUBLIC OF	0	69 826	0	98 341
	MALAWI	0	67 975	0	86 259
	Lainnya	26 224	195 301	97 251	444 716
	Subtotal	1 221 722	13 839 712	1 724 351	16 949 415
<b>Cabe (awet sementara)</b>					
	THAILAND	140 000	2 000 448	133 400	1 969 739
	CHINA	139 295	794 977	167 154	955 382
	MALAYSIA	0	353 760	0	641 542
	Lainnya	0	0	0	0
	Subtotal	279 295	3 149 185	300 554	3 566 663
<b>Tembakau</b>					
	CHINA	2 908 830	26 861 645	16 634 532	143 289 210
	BRAZIL	339 455	4 812 926	2 745 775	26 568 859
	TURKEY	81 460	3 351 559	431 453	25 360 676
	UNITED STATES	183 101	2 640 198	1 624 496	20 077 929
	INDIA	673 351	3 965 423	2 548 205	15 765 718
	Lainnya	1 082 102	14 521 238	6 611 503	88 571 561
	Subtotal	5 268 299	56 152 989	30 595 964	319 633 953

**K1. IMPOR KAWASAN BERIKAT / BOUND ZONE IMPORT**  
**MENURUT GOLONGAN BARANG 2 DIJIT HS / BY COMMODITY 2 DIGITS HS**  
**\*\* JULI / JULY 2014 \*\***

HS	Uraian Golongan Barang	Berat Bersih / Net Weight (Kg)		Nilai CIF / CIF Value (US\$)	
		Bulan ini Current month	Kumulatif Cum. Jan to date	Bulan ini Current month	Kumulatif Cum. Jan to date
02	Meat and edible meat offal	234	938	6 463	20 592
03	Fish and crustaceans	2 005 219	12 389 696	9 811 090	53 145 387
04	Dairy products, bird's eggs, natural honey	151 867	3 430 996	734 034	17 534 433
05	Products of animal origin	76 939	732 003	5 195 833	46 237 349
06	Live trees and other plants	0	5 797	0	110 641
07	Edible vegetables and certain roots and tubers	100	479	1 470	3 591
08	Edible fruits and nuts	3 922	28 151	12 602	101 410
09	Coffee, tea, mate, and spices	207 074	3 520 059	369 087	8 479 659
10	Cereals	0	258 681 096	0	78 473 727
11	Products of the milling industry; malt, starches	11 314 800	23 893 688	4 998 295	10 680 826
12	Oil seeds and oleaginous fruits; grains, seed, and fruits	40 224	750 377	98 559	1 950 861
13	Lac; gums; resins and other vegetable saps and extracts	240	37 016	4 409	282 863
14	Vegetable plaiting materials; vegetable products	0	1 859	0	9 058
15	Animal or vegetable oils/fats and their cleavage products	372 078	3 733 657	507 759	5 672 823
16	Preparations of meat/fish/crustaceans/molluscs or other aquatic inverte	36 481	734 771	43 029	3 646 036
17	Sugar and sugar confectionery	156 071 535	1 518 882 221	69 121 728	682 026 203
18	Cocoa and cocoa preparations	19 029	46 868	302 135	932 988
19	Preparations of cereals, flour, starch or milk; pastrycooks' products	135 059	577 459	316 227	1 693 081
20	Preparations of vegetables, fruits, nuts or other part of plants	23 519	151 716	44 136	395 272
21	Miscellaneous edible preparations	57 900	221 171	191 193	954 689
22	Beverages, spirit, and vinegar	198 057	901 392	2 620 824	6 581 206
23	Residues and waste from the food industries	10	69 931	3 106	159 377
24	Tobacco and manufactured tobacco substitutes	154 918	5 108 562	3 526 198	48 860 762
25	Salts; sulphur; earths and stone; plastering materials, lime and cemen	9 326 126	72 274 360	3 456 004	28 074 537
26	Ores, slag, and ash	12 630	1 271 698	210 336	2 422 248
27	Mineral fuels, mineral oils and products of their distillation	459 194	63 599 564	1 126 843	79 489 785
28	Inorganic chemicals	15 740 581	100 903 365	18 268 418	129 422 241
29	Organic chemicals	15 600 840	305 454 564	23 026 369	211 325 321
30	Pharmaceutical products	11 561	32 761	67 769	264 734
31	Fertilizers	299 168	3 553 824	189 709	2 007 476
32	Tanning or dyeing extracts	2 279 708	37 811 959	13 821 649	107 742 358
33	Essential oils and resinoids; perfumery, cosmetic or toilet preparatio	58 337	476 802	2 964 015	13 283 482
34	Soap, organic surfasce-active agents, washing, and lubricating prepara	1 022 485	9 256 917	3 741 820	31 430 365
35	Albuminoidal substances; modified starches; glues; enzymes	655 209	5 953 793	2 694 775	23 469 345
36	Explosives; pyrotechnic products; matches; certain combustible prepara	49	117 744	121	3 602 768
37	Photographic and cinematographic goods	147 048	842 393	513 899	3 268 364
38	Miscellaneous chemical products	3 217 139	25 694 391	15 004 114	118 046 296
39	Plastics and articles thereof	42 490 256	359 774 777	101 011 444	838 631 029
40	Rubber and articles thereof	13 050 420	80 878 205	30 527 790	213 910 589
41	Raw hides, skins, and leather	2 833 474	18 152 829	29 571 097	208 933 496
42	Articles of leather; saddlery and harness; travel goods and similar co	22 174	257 562	623 315	5 985 481
43	Furskins and artificial fur; manufactures thereof	2 167	26 868	666 718	4 837 099
44	Wood and articles of wood; wood charcoal	9 608 399	69 500 748	6 192 173	53 465 218
45	Cork and articles of cork	8 312	69 007	50 043	582 118
46	Manufactured of straw or other plaiting materials; basketware and wick	2 484	138 415	8 625	127 899
47	Pulp of wood or of other fibrous cellulosic material; recovered paper/	24 445 004	185 245 109	21 569 446	164 213 539
48	Paper and paperboard; articles of paper pulp or of paper/paperboard	7 463 467	73 833 453	33 183 171	193 437 746
49	Printed books, newspapers, pictures, and other products of printing in	45 474	455 442	1 188 125	12 791 851
50	Silk	1 082	7 416	41 418	312 615
51	Wool, fine or coarse animal hair; horse hair yarn, woven fabrics of pa	289 661	2 692 021	8 025 285	61 129 468
52	Cotton	12 858 675	111 348 421	69 821 980	650 350 630
53	Other vegetable textile fibres; paper yarns and woven fabrics of paper	192 996	1 129 198	342 113	3 255 483
54	Man-made filaments	5 705 080	52 036 255	52 413 932	479 356 383
55	Man-made staple fibres	14 537 493	113 647 345	52 683 377	427 183 907
56	Wadding, felt, and non-wovens	1 532 014	13 362 716	11 493 452	105 949 814
57	Carpets and other textile floor coverings	40 379	352 862	301 652	2 706 643
58	Special woven fabrics; tufted textile fabrics; lace; tapestrips; embro	894 994	8 993 662	13 528 153	147 226 574
59	Impregnated, coated, covered or laminated textile fabrics	2 157 521	19 628 874	19 508 258	177 946 725
60	Knitted or crocheted fabrics	7 840 928	73 655 673	72 175 543	679 996 369
61	Articles of apparel and clothing accessories, knitted or crocheted	140 067	1 314 832	1 613 998	16 498 287
62	Articles of apparel and clothing accessories, not knitted or crocheted	145 290	1 832 817	2 857 233	32 537 263
63	Other made up textile articles; sets; worn clothing and worn textile a	111 130	690 241	1 093 450	6 942 080
64	Footwear, gaiters and the like; parts of such articles	698 643	6 360 869	8 531 606	78 650 754
65	Headgear and parts thereof	9 205	96 849	141 939	1 478 678
66	Umbrellas, walking sticks, seat-sticks, whips, riding crops and parts	0	122	0	2 796
67	Prepared feathers and articles; artificial flowers; articles of human	13 735	60 881	1 101 436	7 295 163
68	Articles of stone, plaster, cement, asbestos, mica or similar material	577 038	3 616 757	1 693 699	14 262 125
69	Ceramic products	279 262	4 582 732	655 197	5 939 779
70	Glass and glassware	4 762 900	33 055 066	6 510 177	41 169 507
71	Natural and cultured pearls, precious/semi precious stones, and precio	38 326	191 208	5 360 741	26 465 140

**K1. IMPOR KAWASAN BERIKAT / BOUND ZONE IMPORT**  
**MENURUT GOLONGAN BARANG 2 DIJIT HS / BY COMMODITY 2 DIGITS HS**  
**\*\* JULI / JULY 2014 \*\***

HS	Uraian Golongan Barang	Berat Bersih / <i>Net Weight (Kg)</i>		Nilai CIF / <i>CIF Value (US\$)</i>	
		Bulan ini	Kumulatif	Bulan ini	Kumulatif
		<i>Current month</i>	<i>Cum. Jan to date</i>	<i>Current month</i>	<i>Cum. Jan to date</i>
72	Iron and steel	49 782 571	713 420 494	41 287 103	488 593 867
73	Articles of iron and steel	6 150 326	74 823 710	65 047 573	257 801 452
74	Copper and articles thereof	8 000 877	61 055 159	58 531 076	450 042 418
75	Nickel and articles thereof	10 967	88 764	428 162	2 398 212
76	Aluminium and articles thereof	4 748 681	36 077 115	14 739 288	117 679 069
78	Lead and articles thereof	76 378	3 418 866	499 297	9 250 232
79	Zinc and articles thereof	517 211	4 033 539	1 311 853	9 966 743
80	Tin and articles thereof	22 929	489 912	1 402 012	6 300 639
81	Other base metal; cermets; and articles thereof	104 769	808 806	9 081 685	51 144 360
82	Tools, implements, cutlery, spoon and forks, of base metal and parts thereof	144 505	947 611	2 591 306	19 250 050
83	Miscellaneous articles of base metal	621 242	9 130 608	6 293 993	63 006 991
84	Nuclear reactors, boilers, machinery and mechanical appliances; parts thereof	10 842 021	118 799 586	169 760 999	1 319 060 030
85	Electrical machinery and equipments; sound recorders/reproducers, visual	10 367 759	80 227 682	315 869 726	2 288 964 348
86	Railway and tramway locomotive, mechanical traffic, and all kinds thereof	6 332	29 871	28 278	346 385
87	Vehicles other than railway/tramway, and parts and accessories thereof	5 623 582	48 063 639	35 828 879	297 921 335
88	Aircraft and its components	133 553	284 580	15 008 386	66 893 746
89	Ships, boat, and floating structures	9 119	432 255	101 358	876 440
90	Optical, photographic, cinematographic, measuring, checking, medical instruments	419 671	3 390 457	14 444 509	100 682 412
91	Clocks and watches and parts thereof	3 320	102 623	277 840	1 884 874
92	Musical instruments; parts and accessories of such articles	564 127	5 977 422	8 874 707	72 063 042
93	Arms and ammunition; parts and accessories thereof	49	1 593	1 010	32 207
94	Furniture, bedding, mattress supports, cushions and stuffed furnishings	1 129 253	2 912 695	2 315 816	15 144 026
95	Toys, games and sports requisites; parts and accessories thereof	14 333	232 860	567 231	4 190 063
96	Miscellaneous manufactured articles	566 208	5 493 071	9 693 727	93 087 854
97	Works of arts, collectors' pieces and antiques	317	7 214	4 157	109 965
98	Vehicles and their components	139 309	1 452 129	3 085 448	36 320 282



**K2. IMPOR KAWASAN BERIKAT / BOUND ZONE IMPORT**  
**MENURUT GOLONGAN BARANG SITC / BY SITC COMMODITY GROUP**  
**\*\* JULI / JULY 2014 \*\***

SITC Uraian Golongan Barang Group Description	Berat Bersih / Net Weight (Kg)		Nilai CIF / CIF Value (US\$)	
	Bulan ini Current month	Kumulatif Cum. Jan to date	Bulan ini Current month	Kumulatif Cum. Jan to date
<b>A. By Commodity 1 Dijit SITC</b>				
0 Food and Live Animals	158 786 085	1 799 054 410	80 998 202	847 907 710
1 Beverages and Tobacco	352 939	6 000 530	6 145 686	55 407 620
2 Crude Materials, Inedible	100 152 363	920 926 291	112 347 860	926 187 620
3 Mineral Fuels, Lubricants, etc.	459 194	63 599 373	1 126 843	79 486 965
4 Animal & Vegetable Oils/Fats	372 078	3 724 719	507 759	5 593 252
5 Chemicals	89 280 829	845 031 935	167 110 389	1 331 092 966
6 Manufactured Goods	88 597 973	922 563 714	525 958 568	4 222 065 924
7 Machinery and Transportation Equipments	27 184 370	250 366 057	538 968 710	4 002 602 074
8 Miscellaneous Manufactured Articles	7 310 737	58 567 465	79 517 960	679 077 537
9 Special Commodities and Transaction	171	1 037	1 874 046	8 963 776
<b>B. By Commodity 2 Dijit SITC</b>				
01 Meat and meat preparations	36 715	68 397	49 492	194 427
02 Dairy product and eggs	151 867	3 432 856	734 034	17 551 766
03 Fish, crustaceans, molluscs and their preparations	2 005 219	13 057 008	9 811 090	56 617 588
04 Cereals and cereal preparations	156 009	259 328 433	254 031	79 871 450
05 Fruits and vegetables	10 501	77 629	43 358	404 834
06 Sugar, sugar preparations, and honey	156 071 535	1 518 882 221	69 121 728	682 026 203
07 Coffee, tea, cocoa, and spices	226 833	3 569 491	681 994	9 428 006
08 Feeding stuff for animals	10	69 931	3 106	159 377
09 Miscellaneous food preparations	127 396	568 444	299 369	1 654 059
11 Beverages	198 021	891 968	2 619 488	6 546 858
12 Tobacco and tobacco manufactured	154 918	5 108 562	3 526 198	48 860 762
21 Hides, skins and furskins	1 266	2 277	56 163	421 126
23 Crude rubber	12 066 228	73 091 285	23 022 603	154 097 748
24 Wood, lumber, and cork	4 251 340	26 840 295	2 874 552	20 386 902
25 Pulp and waste paper	24 445 004	185 245 109	21 569 446	164 213 539
26 Textile fibres and their waste	18 970 841	149 979 183	43 605 316	345 355 614
27 Crude fertilizers and crude minerals	7 857 836	62 863 700	3 324 820	27 305 422
28 Metalliferous ores and metal scraps	32 442 445	421 377 393	12 596 159	165 816 527
29 Crude animals and vegetable materials, nes	117 403	1 527 049	5 298 801	48 590 742
32 Coal, coke, and briquettes	15	78 075	88	38 337
33 Petroleum and petroleum products	377 767	63 187 046	741 525	78 460 313
34 Gas; natural and manufactured	81 412	334 252	385 230	988 315
41 Animal oils and fats	0	1	0	2
42 Fixed vegetable oils/fats	330 326	3 600 617	445 307	5 290 652
43 Animal vegetable oils/fats	41 752	124 101	62 452	302 598
51 Organic chemicals	15 586 005	305 590 644	21 926 556	205 200 525
52 Inorganic chemicals	15 573 529	99 969 162	18 127 814	128 656 080
53 Dyeing, tanning, and colouring materials	2 398 442	38 523 841	13 885 202	108 394 917
54 Medical and pharmaceutical products	74 671	362 654	1 310 400	7 870 449
55 Essential oils and perfumery materials	477 288	4 456 812	4 568 468	26 857 388
56 Manufactured fertilizers	224 168	2 898 989	167 850	1 772 963
57 Plastics in primary forms	36 797 650	304 929 399	64 348 084	542 380 456
58 Plastics in non-primary forms	2 736 745	30 173 918	18 604 340	142 973 148
59 Chemical materials and its products, nes	15 412 331	58 126 516	24 171 675	166 987 040
61 Leather, leather med, nes	2 835 438	18 227 108	29 744 217	211 197 310
62 Rubber manufactured, nes	974 977	7 492 291	7 379 061	58 165 793
63 Wood and cork manufactured	5 365 371	42 729 460	3 367 664	33 660 434
64 Paper, paperboard, and manufactured thereof	7 096 865	70 646 557	27 139 413	136 289 303
65 Textile yarns, fabrics, and their products	27 195 382	247 705 776	257 858 495	2 397 380 897
66 Non metallic minerals manufactured	7 277 859	52 212 050	9 157 134	64 310 877
67 Iron and steel	20 924 347	349 286 677	78 839 277	479 710 027
68 Non ferrous metals	12 968 262	101 433 927	84 442 120	627 905 291
69 Manufactured of metal, nes	3 959 472	32 829 868	28 031 187	213 445 992
71 Power generating machine and equipments	1 304 408	13 583 271	11 639 845	130 409 692
72 Machinery specialized for particular industry	3 695 122	42 142 583	86 066 906	621 875 864
73 Metalworking machinery	518 859	6 082 969	10 570 509	80 002 863
74 General industrial machinery and equipments	5 723 149	62 239 208	58 413 480	450 835 800
75 Office machinery and automatic data processing	400 726	2 672 657	14 253 682	105 619 031
76 Telecommunication and reproducers apparatus	3 579 005	26 007 442	95 594 822	722 219 789
77 Electrical machinery and apparatus	6 067 971	47 526 076	208 638 745	1 493 717 558
78 Road vehicles	5 751 991	49 386 727	38 678 639	329 936 116
79 Other transportation equipments	143 139	725 124	15 112 082	67 985 361

**K2. IMPOR KAWASAN BERIKAT / BOUND ZONE IMPORT**  
**MENURUT GOLONGAN BARANG SITC / BY SITC COMMODITY GROUP**  
**\*\* JULI / JULY 2014 \*\***

SITC Uraian Golongan Barang <i>Group Description</i>	Berat Bersih / <i>Net Weight (Kg)</i>		Nilai CIF / <i>CIF Value (US\$)</i>	
	Bulan ini <i>Current month</i>	Kumulatif <i>Cum. Jan to date</i>	Bulan ini <i>Current month</i>	Kumulatif <i>Cum. Jan to date</i>
81 Sanitary, plumbing, and fittings	1 064 117	2 757 806	2 177 984	11 869 232
82 Furniture	80 886	467 261	271 554	4 049 224
83 Traveling goods	18 748	148 340	377 704	2 901 953
84 Clothing	448 835	5 419 925	7 534 804	77 132 453
85 Footwear	698 643	6 360 869	8 531 606	78 650 754
87 Professional, scientific, and contractor instruments	279 426	2 416 916	9 154 845	64 220 400
88 Photographic apparatus, equipments and optics	290 401	1 916 483	6 060 948	41 290 761
89 Miscellaneous manufactured articles	4 429 681	39 079 865	45 408 515	398 962 760
96 Coin; not being legal tender	4	4	98	98
97 Gold; non monetary	167	1 033	1 873 948	8 963 678
<b>C. By Commodity 3 Dijit SITC</b>				
012 Other Meat, Other Edible Meat Offal, Fresh, Chilled Or Frozen	22	129	607	2 500
016 Meat And Edible Meat Offal, Salted, Dried, Edible Flour Of Meat	212	809	5 856	18 092
017 Meat And Edible Meat Offal, Prepared Or Preserved	36 481	67 459	43 029	173 835
022 Milk,cream, And Milk Products Other Than Butter Or Cheese	151 815	3 428 869	732 580	17 495 201
024 Cheese And Curds	52	2 127	1 454	39 232
025 Eggs, Birds, And Egg Yolks; Fresh, Dried Or Otherwise Preserved	0	1 860	0	17 333
034 Fish, Fresh, Chilled Or Frozen	1 369 084	8 785 123	3 609 631	23 519 574
035 Fish, Dried Salted Or In Brine; Smoked Fish	531	973	14 686	28 109
036 Crustaceans, Molluscs, And Aquatic Invertebrates	635 604	3 603 600	6 186 773	29 597 704
037 Fish, Crustaceans, Molluscs, And Other Aquatic Invertebrates; Pr	0	667 312	0	3 472 201
041 Wheat And Meslin, Unmilled	0	258 681 075	0	78 473 669
044 Maize, Unmilled	0	21	0	58
047 Other Cereal Meals And Flours	74 100	298 640	40 566	210 124
048 Cereal Preparations And Preparations Of Flours/starchs Of Fruit	81 909	348 697	213 465	1 187 599
054 Vegetables, Fresh, Chilled, Frozen Or Simply Preserved	100	482	1 470	3 621
056 Vegetables, Roots And Tubers, Prepared Or Preserved Nes	26	123	498	637
057 Fruit And Nut; Fresh Or Dried	3 922	20 855	12 602	67 530
058 Fruits, Preserved And Preparations	1 935	30 565	21 895	291 146
059 Fruit And Vegetable Juices	4 518	25 604	6 893	41 900
061 Sugar, Molasses, And Honey	156 069 087	1 518 879 236	69 074 132	681 967 877
062 Sugar Confectionery	2 448	2 985	47 596	58 326
071 Coffee And Coffee Substitutes	730	3 265	10 772	27 841
072 Cocoa	0	1 704	0	15 103
073 Chocolate And Other Food Preparations Containing Cocoa	19 029	45 164	302 135	917 885
074 Tea And Mate	179 009	2 880 665	202 071	3 532 372
075 Spices	28 065	638 693	167 016	4 934 805
081 Feeding Stuff For Animals	10	69 931	3 106	159 377
091 Margarine And Shortening	0	8 938	0	79 571
098 Edible Products And Preparations	127 396	559 506	299 369	1 574 488
111 Non-alcoholic Beverages, Nes	3 520	92 416	4 602	83 784
112 Alcoholic Beverages	194 501	799 552	2 614 886	6 463 074
121 Tobacco, Unmanufactured And Refused	2 167	4 554 502	35 460	37 560 186
122 Tobacco, Manufactured	152 751	554 060	3 490 738	11 300 576
211 Hides And Skins, Raw	1 266	1 615	56 163	76 900
212 Furskins, Raw	0	662	0	344 226
231 Natural Rubber Latex;natural Rubber And Similar Natural Gums	1 201 358	10 979 919	2 102 918	21 961 746
232 Synthetic Rubber Latex, Synthetic/reclaimed Rubber	10 864 870	62 111 366	20 919 685	132 136 002
244 Cork,natural,raw And Waste	1 338	6 745	5 964	55 948
245 Fuel Wood And Wood Charcoal	0	4 007	0	3 555
246 Wood In Chips Or Particles And Waste	1 956 294	9 339 331	580 297	2 786 263
247 Wood In The Rough Or Roughly Squared	5	243 769	35	245 814
248 Wood,Simply Worked And Railway Sleeper Of Wood	2 293 703	17 246 443	2 288 256	17 295 322
251 Pulp And Waste Paper	24 445 004	185 245 109	21 569 446	164 213 539
261 Silk	8	8	784	784
263 Cotton	7 400 179	57 691 974	17 225 152	123 494 543
264 Jute And Other Textile Bast Fibres	153 200	698 595	193 570	815 536
265 Vegetable Textile Fibres,raw Or Processed;waste Of These Fibres	8 079	27 775	40 858	192 306
266 Synthetic Fibres Suitable For Spinning	6 969 814	54 689 117	16 186 918	143 533 107
267 Other Man-made Fibres Suitable For Spinning And Waste	4 389 643	36 390 565	9 234 307	71 300 892
268 Wool And Other Animal Hair	49 918	479 618	723 727	6 014 989
269 Old Clothing And Other Old Textile Articles; Rags	0	1 531	0	3 457
272 Fertilizers, Crude	123 400	1 116 635	79 043	776 069
273 Stone, Sand And Gravel	384 132	7 024 657	180 748	1 940 951

**K2. IMPOR KAWASAN BERIKAT / BOUND ZONE IMPORT**  
**MENURUT GOLONGAN BARANG SITC / BY SITC COMMODITY GROUP**  
**\*\* JULI / JULY 2014 \*\***

SITC Uraian Golongan Barang Group Description	Berat Bersih / Net Weight (Kg)		Nilai CIF / CIF Value (US\$)	
	Bulan ini Current month	Kumulatif Cum. Jan to date	Bulan ini Current month	Kumulatif Cum. Jan to date
274 Sulphur And Unroasted Iron Pyrites	4 588 209	34 554 339	870 931	7 512 944
277 Natural Abrasives	4 952	736 395	11 708	948 983
278 Other Crude Minerals	2 757 143	19 431 674	2 182 390	16 126 475
281 Iron Ore And Concentrates	1 000	2 019	1 283	2 767
282 Waste And Scrap Metal Of Iron/steel	32 193 178	418 582 073	12 198 136	160 929 354
283 Copper Ores And Concentrates	0	21	0	415
285 Aluminium Ores And Concentrates	167 052	1 154 124	140 604	915 984
287 Ores And Concentrates Of Basemetals	11 401	1 048 440	71 553	2 113 315
288 Non-ferrous Base Metal Waste And Scraps	69 585	589 971	47 083	1 703 300
289 Ores And Concentrates Of Precious Metals; Waste,scraps	229	745	137 500	151 392
291 Crude Animal Materials	76 939	732 003	5 195 833	46 237 349
292 Crude Vegetable Materials	40 464	795 046	102 968	2 353 393
325 Coke And Semi Coke Of Coal/lignite/peat	15	78 075	88	38 337
334 Petroleum Products, Refined	219 815	62 094 219	481 583	76 350 743
335 Residual Petroleum Products, And Related Materials	157 952	1 092 827	259 942	2 109 570
342 Liquefied Propane And Butane	9	719	88	1 492
343 Natural Gas, Liquefied Or Not	17	69	65	444
344 Petroleum Gases And Other Gas	81 386	333 460	385 077	983 779
345 Coal Gas, Water Gas And Similar Gas	0	4	0	2 600
411 Animal Oils And Fats	0	1	0	2
421 Fixed Vegetable Fats And Oils Soft,crude,refined Or Fractioned	330 243	3 343 007	443 986	4 428 055
422 Fixed Vegetable Fats And Oils Solid,crude,refined Or Fractioned	83	257 610	1 321	862 597
431 Animal And Vegetable Oil; Fat Processed And Their Wax	41 752	124 101	62 452	302 598
511 Hydrocarbon And Their Halogenated, Nitrated Derivatives	3 493 785	38 266 021	5 121 715	52 485 705
512 Alcohols,phenols,phenol-alcohols And Their Halogenated	7 602 370	226 738 570	4 211 555	53 736 665
513 Carboxylic Acids,and Their Anhydrides,halides,peroxides	1 853 287	15 553 171	3 873 240	32 570 644
514 Nitrogen-function Compounds	1 437 123	14 998 772	3 941 294	35 823 445
515 Organo-inorganic And Heterocyclic Compounds	743 562	6 473 281	3 530 788	20 608 793
516 Other Organic Chemicals	455 878	3 560 829	1 247 964	9 975 273
522 Inorganic Chemical Elements, Oxides And Halogen Salts	13 966 050	87 014 793	16 292 082	111 317 040
523 Metallicsalts And Peroxysalts	1 559 820	12 722 564	1 145 045	11 843 687
524 Other Inorganic Chemicals;chemical Compound Of Precious Met.	10 219	116 891	484 747	4 814 501
525 Radioactive And Associated Materials	37 440	114 914	205 940	680 852
531 Synthetic Organic; Colouring Matter	1 075 355	9 872 288	7 456 573	55 461 909
532 Dyeing/tanning Extracts And Synthetic Tanning Materials	113 377	880 988	179 864	1 898 519
533 Pigments, Paints, Varnishes, And Related Materials	1 209 710	27 770 565	6 248 765	51 034 489
541 Medicinal And Pharmaceutical Products	74 670	362 568	1 310 388	7 867 598
542 Medicaments, Including Veterinary Medicaments	1	86	12	2 851
551 Essential Oils, Perfumes, And Flavour Materials	34 250	362 697	429 247	3 394 480
553 Perfumery, Cosmetics, And Toilet Preparations	24 087	114 105	2 534 768	9 889 002
554 Soap,cleansing And Polishing Preparations	418 951	3 980 010	1 604 453	13 573 906
562 Fertilizers, Manufactured	224 168	2 898 989	167 850	1 772 963
571 Polymers Of Ethylene In Primary Forms	14 661 558	111 611 938	24 338 330	180 673 781
572 Polimers Of Styrene In Primary Forms	5 622 923	45 929 301	12 273 083	96 975 773
573 Polimers Of Vinyl Chloride In Primary Forms	336 023	2 183 626	832 528	20 431 732
574 Poliacetals And Polycarbons In Primary Forms	1 213 432	13 339 069	4 810 868	51 440 256
575 Other Plastics In Primary Forms	11 957 018	88 291 153	20 343 315	165 901 697
579 Waste And Scrap Of Plastics	3 006 696	43 574 312	1 749 960	26 957 217
581 Tubes, Pipes, And Hoses Of Plastics	204 137	1 285 579	2 130 123	14 811 517
582 Plates, Sheets, And Film Of Plastics	2 527 184	28 828 945	16 337 418	126 830 809
583 Monofilament And Rod Of Plastics	5 424	59 394	136 799	1 330 822
591 Disinfectants, Insecticides, And Fungicides Put In Forms	157 321	769 530	515 342	2 800 175
592 Starches, Inulin, And Wheat Glutenal Buminoidal Substances; Glu	11 886 917	29 462 245	7 610 481	33 356 235
593 Explosive And Pyrotechnic Products	0	117 675	0	3 600 056
597 Additive For Mineral Oils	515 783	4 234 376	1 940 656	15 662 958
598 Miscellaneous Chemical Products	2 852 310	23 542 690	14 105 196	111 567 616
611 Leathers	2 832 208	18 151 214	29 514 934	208 856 596
612 Manufactures And Composition Leathers	3 203	64 010	228 744	1 786 894
613 Furskins, Tanned Or Dressed	27	11 884	539	553 820
621 Materials Of Rubber	225 384	2 429 426	2 364 142	18 198 695
625 Rubber Tyre,tyre Cases,tyre Treads,inner Tubes, And Tyre Flaps	329 031	2 244 148	428 100	2 932 726
629 Articles Of Rubbers	420 562	2 818 717	4 586 819	37 034 372
633 Cork Manufactures	6 974	62 262	44 079	526 170
634 Veneers,plywood,improved/reconstituted Wood Worked	5 261 488	41 619 680	3 155 905	24 974 961
635 Wood Manufactures	96 909	1 047 518	167 680	8 159 303

**K2. IMPOR KAWASAN BERIKAT / BOUND ZONE IMPORT**  
**MENURUT GOLONGAN BARANG SITC / BY SITC COMMODITY GROUP**  
**\*\* JULI / JULY 2014 \*\***

SITC Uraian Golongan Barang <i>Group Description</i>	Berat Bersih / <i>Net Weight (Kg)</i>		Nilai CIF / <i>CIF Value (US\$)</i>	
	Bulan ini <i>Current month</i>	Kumulatif <i>Cum. Jan to date</i>	Bulan ini <i>Current month</i>	Kumulatif <i>Cum. Jan to date</i>
641 Papers And Paperboards	4 214 364	49 889 741	9 786 533	67 458 898
642 Paper And Paperboard Cut To Size/shape And Article Of Papers	2 882 501	20 756 816	17 352 880	68 830 405
651 Textile Yarns	3 340 278	29 680 329	15 777 483	148 886 752
652 Cotton Fabrics, Woven	4 685 053	42 065 845	49 733 751	485 166 529
653 Fabrics, Woven, Of Man-made Fibres	6 470 896	58 287 875	69 354 955	615 984 278
654 Textile Fabrics, Woven, Other Than Of Cotton Or Man-made Fibr	171 001	1 612 399	5 734 018	39 191 640
655 Knitted Or Crocheted Fabrics	7 840 928	73 655 673	72 175 543	679 996 369
656 Tulle,lace,embroidery,ribbons,trimmings And Other Small Wares	827 251	8 034 571	12 512 023	130 911 047
657 Special Yarns,textile Fabrics	3 705 195	33 303 995	31 140 455	287 329 419
658 Made-up Articles, Wholly/chiefly Of Textile Materials	112 361	699 326	1 106 159	7 059 634
659 Floor Coverings	42 419	365 763	324 108	2 855 229
661 Lime,cement And Fabricated Construction Materials	1 802 978	11 878 513	447 922	1 842 361
662 Clay And Refractory Construction Materials	348 920	4 380 252	241 299	2 359 503
663 Mineral Manufactures	358 679	2 947 485	1 879 739	17 393 715
664 Glass	4 677 038	32 021 344	5 455 053	35 378 925
665 Glassware	83 049	894 879	1 038 976	5 429 680
666 Pottery	3 174	69 653	37 537	425 500
667 Pearl, Precious And Semi Precious Stones	4 021	19 924	56 608	1 481 193
671 Pig Iron,spiegeleisen,sponge Iron, And Ferro-alloys	155 371	1 936 618	313 573	3 987 607
672 Ingots And Other Iron/steel In Primary Forms	447 949	93 917 772	2 631 839	78 370 227
673 Flat Rolled Products, Not Clad	6 241 145	84 689 636	5 649 668	67 530 047
674 Flat Rolled Products, Clad Or Plated	6 272 119	63 157 135	8 662 641	82 426 610
675 Flat Rolled Products And Alloy Steels	1 645 768	12 108 906	4 697 641	31 247 619
676 Iron/steel Bars, Rods, Angels, Shaped And Sections	1 750 335	28 761 841	4 024 560	39 636 908
677 Rail/railway And Tractor Construction Of Iron/steel Materials	5 205	16 060	16 699	82 958
678 Wire Of Iron/steel	1 089 864	10 372 575	3 189 592	25 613 142
679 Tubes, Pipes, Hollow Profile, Pipe Fitting Of Iron/steel	3 316 591	54 326 134	49 653 064	150 814 909
681 Silver, Platinum, And Other Metal Of The Platinum Groups	28 936	126 712	2 502 774	11 006 425
682 Copper	7 936 708	60 199 110	57 349 440	441 012 606
683 Nickel	10 752	70 614	425 314	2 088 431
684 Aluminium	4 364 173	33 637 616	12 853 653	104 611 347
685 Lead	63 225	3 143 521	148 337	6 905 006
686 Zinc	517 177	3 817 346	1 307 071	9 456 269
687 Tin	19 617	153 224	1 324 298	5 557 346
689 Miscellaneous Non-ferrous Basemetals Employed In Metallurgy	27 674	285 784	8 531 233	47 267 861
691 Structures And Parts Of Iron/steel Or Aluminium	327 170	2 889 703	2 142 387	9 442 324
692 Metal Containers For Storage And Transportations	947 815	5 544 756	2 982 453	18 749 196
693 Wire Products And Fencing Grills	421 332	2 569 530	1 077 566	7 369 470
694 Nails, Screws, Nuts, Bolts, Rivets Of Iron/steel Or Copper	718 727	5 096 393	5 957 336	40 117 763
695 Tools For Used In The Hand Or In Machines	139 596	849 288	2 435 309	18 019 523
696 Cutlery	4 909	98 293	155 997	1 229 188
697 Household Equipment Of Base Metals	165 326	352 399	678 814	1 368 621
699 Manufactures Of Base Metals	1 234 597	15 429 506	12 601 325	117 149 907
711 Steam And Other Vapour Generating Boilers And Parts	22 641	1 545 560	164 117	8 053 650
712 Steam Or Other Generating Boilers And Parts	0	95 387	0	1 339 262
713 Internal Combustion Piston Engines And Parts	549 318	5 622 630	2 312 875	37 904 185
714 Engines And Motors, Non-electric And Parts	3 210	664 706	1 659 839	24 378 915
716 Rotating Electric Plants And Parts	596 534	5 381 989	6 052 550	52 462 428
718 Other Power Generating Machines And Parts	132 705	272 999	1 450 464	6 271 252
721 Agricultural Machinery And Parts	46 126	112 579	408 347	986 937
722 Tractors	15 000	15 000	251 275	251 275
723 Civil Engineering And Contractor Plants And Equipments/parts	778 364	5 340 162	1 952 202	13 960 582
724 Textile/leather Machinery And Parts	1 162 449	12 087 010	15 919 459	163 682 472
725 Papermill/pulpmill Machinery And Paper Cutting Machines	28 076	412 676	454 487	4 371 557
726 Printing/book Binding Machinery And Parts	805 276	6 097 182	46 217 828	300 194 633
727 Food Processing Machines And Parts	3 797	6 561 266	47 355	29 944 283
728 Other Machines And Equipment Specialized For Particular Indust	856 034	11 516 708	20 815 953	108 484 125
731 Machine Tools By Removing Metal	267 783	1 956 295	3 168 355	27 854 253
733 Machine Tool For Working Metals	159 605	2 350 439	1 493 284	21 213 999
735 Parts Of Machine Tools	38 843	590 698	2 880 259	18 473 980
737 Metalworking Machinery And Parts	52 628	1 185 537	3 028 611	12 460 631
741 Heating And Cooling Equipments And Parts	1 424 626	11 038 088	12 994 612	75 012 736
742 Pumps For Liquid And Parts	157 897	3 640 338	3 685 850	33 906 789
743 Pumps, Compressors, Fans, Blowers, Centrifuges, And Parts	1 203 684	18 311 708	6 001 156	71 003 714
744 Mechanical Handling Equipments And Parts	875 536	7 248 903	7 971 826	28 459 920

**K2. IMPOR KAWASAN BERIKAT / BOUND ZONE IMPORT**  
**MENURUT GOLONGAN BARANG SITC / BY SITC COMMODITY GROUP**  
**\*\* JULI / JULY 2014 \*\***

SITC Uraian Golongan Barang Group Description	Berat Bersih / Net Weight (Kg)		Nilai CIF / CIF Value (US\$)	
	Bulan ini Current month	Kumulatif Cum. Jan to date	Bulan ini Current month	Kumulatif Cum. Jan to date
745 Other Non-electrical Machinery, Tools, And Mechanical Apparatu	105 703	1 484 933	1 906 503	28 225 443
746 Ball Or Roller Bearings	640 588	7 149 603	5 682 470	47 175 467
747 Taps, Cocks, And Valves For Pipes	162 851	1 941 861	3 433 469	31 960 750
748 Transmission Shafts And Cranks	771 973	7 830 495	6 481 835	64 263 023
749 Non-electric Parts And Accessories Of Machineries	380 291	3 593 279	10 255 759	70 827 958
751 Office Machines	162 170	1 033 437	761 536	9 171 287
752 Automatic Data Processing Machines And Their Units	174 284	1 246 336	11 417 093	83 434 339
759 Parts And Accessories For Machine Of Heading 751 Or 752	64 272	392 884	2 075 053	13 013 405
761 Television Receivers	341 183	1 286 152	2 019 870	6 848 854
762 Radio Broadcast Receivers	918	3 918	119 120	369 494
763 Sound Recorders Or Reproducers	1 465	25 633	93 859	1 298 846
764 Telecommunication Equipments And Parts	3 235 439	24 691 739	93 361 973	713 702 595
771 Electric Power Machinery And Parts	244 333	2 465 503	6 849 990	63 948 635
772 Electrical Apparatus For Making And Breaking Electrical Circuits	1 762 719	13 392 243	57 103 207	407 416 669
773 Equipment For Distributing Electricity	1 299 384	11 247 328	16 789 324	139 365 268
774 Electrical Apparatus For Medical Purposes And Radiological Appa	183	1 841	16 163	265 020
775 Household Type, Electrical/non-electrical Equipments	586 157	3 831 843	2 699 189	20 169 767
776 Thermionic, Cold Cathode, And Photo Cathode Valves/tubes	628 865	3 862 310	97 988 857	642 050 108
778 Electrical Machinery And Apparatus	1 546 330	12 725 008	27 192 015	220 502 091
781 Passengger Motor Cars	142 607	1 524 605	3 102 106	32 048 617
782 Motor Vehicle For The Transportation Of Goods	326 222	2 325 541	396 084	4 263 874
783 Road Motor Vehicles	0	49 324	0	80 408
784 Parts And Accessories Of The Motor Vehicles	1 982 503	18 593 351	28 828 824	249 761 368
785 Motorcycles, Scooters, And Other Cycles Motorized/non Motoriz	3 267 474	26 736 745	6 294 557	43 097 616
786 Trailers And Other Vehicles, Not Motorized	33 185	157 161	57 068	684 233
791 Railway Vehicles And Associated Equipments	467	8 289	2 338	215 175
792 Aircraft And Associated Equipments And Parts	133 553	284 580	15 008 386	66 893 746
793 Ships, Boats, And Floating Structures	9 119	432 255	101 358	876 440
811 Prefabricated Buildings	982 998	1 702 607	1 447 545	3 146 704
812 Sanitary, Plumbing, Heating, And Lighting Fixtures/fittings	1 371	54 538	7 978	282 159
813 Lighting Fixtures And Fittings	79 748	1 000 661	722 461	8 440 369
821 Furnitures And Parts	80 886	467 261	271 554	4 049 224
831 Travel Goods	18 748	148 340	377 704	2 901 953
841 Men's Coats/jackets, Not Knitted	3 601	73 509	116 987	530 960
842 Women's Coats/jacket, Not Knitted	26 544	336 509	232 487	2 839 298
843 Men's Coats/jackets, Knitted	2 233	35 711	94 158	892 050
844 Women's Coats/jackets, Knitted	292	5 944	4 896	120 534
845 Articles Of Apparel	157 760	1 466 063	2 451 913	22 879 598
846 Clothing Accessories Of Textiles Fabrics	94 929	1 229 916	1 570 833	21 773 158
848 Articles Of Apparel And Clothing Accessories Of Other Than Text	163 476	2 272 273	3 063 530	28 096 855
851 Footwears	698 643	6 360 869	8 531 606	78 650 754
871 Optical Instrument And Apparatus	63 467	451 061	2 235 772	18 227 735
872 Medical Instruments And Appliances	1 052	67 403	26 419	474 301
873 Meters And Counters	102 238	892 671	967 454	9 983 057
874 Measuring, Checking, Analysing, And Controlling Instrument And	112 669	1 005 781	5 925 200	35 535 307
881 Photographic Apparatus And Equipments	4 818	28 280	721 006	4 249 862
882 Photographic And Chinematographic Supplies	146 988	842 137	513 420	3 261 580
883 Cinematograph Film, Exposed And Developed	60	256	479	6 784
884 Optical Goods	135 215	943 187	4 548 203	31 887 661
885 Watches And Clocks	3 320	102 623	277 840	1 884 874
891 Arms And Ammunitions	50	1 608	1 181	34 577
892 Printed Matter	412 076	3 642 338	7 231 883	69 940 294
893 Article Of Plastics	2 813 952	22 856 738	15 953 937	133 389 393
894 Baby Carriages, Toys, Games, And Sporting Goods	14 342	234 968	567 322	4 253 356
895 Office And Stationery Supplies	64 931	1 047 409	584 950	7 739 367
896 Works Of Art, Collectors Pieces And Antiques	317	7 214	4 157	109 965
897 Jewellery, Goldsmith, Silversmith Wares, And Other Articles	5 198	43 084	927 313	4 912 644
898 Musical Instrument And Parts/accessories	567 887	6 047 970	9 541 569	80 459 657
899 Other Miscellaneous Manufactured Articles	550 928	5 198 536	10 596 203	98 123 507
961 Coin Not Being Legal Tender	4	4	98	98
971 Gold, Non-monetary	167	1 033	1 873 948	8 963 678
<b>TOTAL IMPORT</b>	<b>472 496 739</b>	<b>4 869 835 531</b>	<b>1 514 556 023</b>	<b>12 158 385 444</b>

**K3. IMPOR KAWASAN BERIKAT / BOUND ZONE IMPORT  
MENURUT NEGARA ASAL / BY COUNTRY OF ORIGIN  
\*\* JULI / JULY 2014 \*\***

Kode Code	Negara Asal Country of Origin	Berat Bersih / Net Weight (Kg)		Nilai CIF / CIF Value (US\$)	
		Bulan ini Current month	Kumulatif Cum. Jan to date	Bulan ini Current month	Kumulatif Cum. Jan to date
111	JP JAPAN	25 876 699	252 290 081	249 834 349	1 824 850 006
112	HK HONG KONG	16 418 795	133 918 497	90 797 055	758 176 996
113	KP KOREA, DEM. PEOPLE'S REP.	0	807 864	0	751 481
114	KR KOREA, REPUBLIC OF	37 252 290	299 882 363	218 641 100	1 787 524 669
115	TW TAIWAN	12 365 721	109 906 916	77 465 066	697 163 259
116	CN CHINA	47 153 805	519 949 492	274 172 737	2 390 701 098
118	MO MACAU	53 326	720 305	332 448	4 139 978
120	PG PAPUA NEW GUINEA	130 180	4 241 481	154 164	1 660 326
121	TH THAILAND	127 724 182	1 062 883 588	112 967 513	924 189 223
122	SG SINGAPORE	30 632 416	305 679 779	165 457 892	905 635 384
123	PH PHILIPPINES	1 242 843	17 141 081	6 515 719	82 996 544
124	MY MALAYSIA	24 705 939	170 519 791	52 071 035	391 256 909
125	MM MYANMAR	449 862	1 523 190	2 881 394	6 077 491
126	KH CAMBODIA	8 164	346 476	39 832	2 185 716
127	BN BRUNEI DARUSSALAM	2 421 870	10 174 682	896 092	4 102 138
128	LA LAO PEOPLE'S DEM. REP.	0	7	0	50
129	NP NEPAL	0	6	0	80
131	VN VIET NAM	8 803 776	56 655 839	36 424 364	234 921 081
133	IN INDIA	2 987 448	72 711 280	11 043 342	137 419 732
134	PK PAKISTAN	176 405	8 317 309	1 513 824	20 851 208
135	BD BANGLADESH	64 655	549 490	156 208	1 007 977
136	LK SRI LANKA	4 648	253 411	128 729	3 755 283
138	ID INDONESIA	451 765	4 239 754	4 236 706	32 980 333
141	IQ IRAQ	0	7	0	51
142	IR IRAN (ISLAMIC REPUBLIC OF)	54 215	1 098 212	50 713	1 035 829
143	SA SAUDI ARABIA	4 889 947	47 202 761	5 165 957	50 606 194
144	IL ISRAEL	0	284	0	40 319
145	KW KUWAIT	1 039 870	5 639 059	1 410 740	6 026 924
146	JO JORDAN	2	168 992	8	160 646
148	LB LEBANON	17	17	5	5
149	PN PALESTINA	0	464	0	22 876
151	YE YEMEN	0	282	0	3 583
152	OM OMAN	1	168 398 424	38	11 053 583
154	TR TURKEY	217 128	1 696 032	1 266 892	9 628 106
155	AE UNITED ARAB EMIRATES	1 657 494	18 448 213	3 484 157	21 459 061
156	QA QATAR	2 259 198	75 272 778	4 141 219	97 630 909
157	BH BAHRAIN	7	11 299	107	90 661
158	CY CYPRUS	0	252 000	0	308 744
159	OD OTHER WEST ASIA	0	40 004	0	65 336
211	EG EGYPT	246	11 108 721	7 603	2 933 106
212	LY LIBYAN ARAB JAMAHIRIYA	0	1	0	17
213	MA MOROCCO	3	32 870	211	41 150
214	TN TUNISIA	122	725	3 752	34 233
216	SD SUDAN	0	18 763	0	34 670
219	NA NAMIBIA	0	35 002	0	268 017
221	ET ETHIOPIA	1 164	3 181	99 638	207 311
222	TZ TANZANIA, UNITED REP. OF	108 202	716 837	230 956	1 558 766
225	KE KENYA	711	21 795	6 978	212 387
228	BW BOTSWANA	0	131	0	208
230	TG TOGO	0	1	0	8
232	LR LIBERIA	3 694	6 641	34 061	68 678
235	CG CONGO	163 132	627 302	139 336	518 559
236	CM CAMEROON	461 873	1 494 018	314 136	1 029 378
237	NG NIGERIA	885	101 332	69 710	273 421
238	SL SIERRA LEONE	170	1 140	4 966	42 744
239	GA GABON	0	124 523	0	145 887
240	CI COTE D'IVOIRE	0	299 926	0	616 585
241	SN SENEGAL	0	1 030 529	0	2 017 578
242	MR MAURITANIA	0	1	0	2
243	ML MALI	156 442	4 317 019	360 930	9 181 890
244	BJ BENIN	970 014	970 014	2 031 568	2 031 568
245	BF BURKINA FASO	489 484	2 559 238	1 065 872	5 347 689
249	SC SEYCHELLES	1 166	180 313	6 811	281 069
251	UG UGANDA	0	38 013	0	427 468
252	CF CENTRAL AFRICAN REPUBLIC	102 751	308 306	209 538	632 163

**K3. IMPOR KAWASAN BERIKAT / BOUND ZONE IMPORT  
MENURUT NEGARA ASAL / BY COUNTRY OF ORIGIN  
\*\* JULI / JULY 2014 \*\***

Kode Code	Negara Asal Country of Origin	Berat Bersih / Net Weight (Kg)		Nilai CIF / CIF Value (US\$)	
		Bulan ini Current month	Kumulatif Cum. Jan to date	Bulan ini Current month	Kumulatif Cum. Jan to date
253	NE NIGER	0	26 563	0	19 166
256	SH SAINT HELENA	0	78	0	2 261
260	SZ SWAZILAND	169	5 315	8 428	273 304
261	ZA SOUTH AFRICA	9 802 500	140 051 117	9 276 208	86 222 929
262	ZW ZIMBABWE	0	158 400	0	1 382 040
264	MW MALAWI	2	116 488	7	198 042
265	KM COMOROS	0	587	0	6 963
267	MU MAURITIUS	0	609 470	0	241 838
268	RW RWANDA	0	14	0	227
298	VG VIRGIN ISLANDS (BRITISH)	451	65 206	5 794	195 809
311	AU AUSTRALIA	62 286 600	615 432 555	40 238 019	321 898 050
312	NZ NEW ZEALAND	5 158 508	27 488 706	3 379 765	31 806 984
321	NR NAURU	0	260	0	1 928
322	NC NEW CALEDONIA	72 760	674 180	25 466	235 963
326	VU VANUATU	25	25	3 394	3 394
331	AS AMERICAN SAMOA	0	18 540	0	138 274
332	CK COOK ISLANDS	0	43 621	0	288 405
333	FJ FIJI	50 161	71 384	341 094	485 734
334	KI KIRIBATI	0	673	0	3 457
335	MH MARSHALL ISLANDS	0	9 828	0	66 271
336	WS SAMOA	0	209 511	0	598 919
339	TV TUVALU	0	85	0	1 878
342	CC COCOS (KEELING) ISLANDS	0	6	0	324
343	TK TOKELAU	0	50	0	184
411	US UNITED STATES	10 208 187	106 200 033	45 364 393	346 840 471
412	CA CANADA	4 873 735	81 502 749	9 622 653	90 084 412
421	MX MEXICO	462 768	57 103 011	383 434	34 700 038
422	GT GUATEMALA	0	11 996	0	66 781
423	HN HONDURAS	1	14 198	2	23 090
424	NI NICARAGUA	0	2 631	0	34 383
425	PA PANAMA	37	1 024 581	4 188	407 334
426	CU CUBA	24	35 862	480	160 877
428	SR SURINAME	0	4	0	412
431	CL CHILE	2 243 213	23 001 876	920 692	70 201 099
432	VE VENEZUELA	0	201	0	4 417
433	AR ARGENTINA	290 040	13 098 342	836 405	20 232 499
434	BR BRAZIL	2 898 790	228 167 171	4 969 589	135 750 394
435	CO COLOMBIA	127	406 362	4 922	519 893
437	UY URUGUAY	20 040	2 250 159	48 096	2 053 702
438	PY PARAGUAY	0	249 523	0	474 522
441	EC ECUADOR	1 236	386 881	20 397	2 945 008
442	PE PERU	0	61 144	0	399 996
445	BS BAHAMAS	15	938	155	7 643
446	JM JAMAICA	46	24 081	269	30 444
447	PR PUERTO RICO	31	1 853	2 433	16 680
448	BZ BELIZE	48 231	204 994	372 233	1 712 137
449	DO DOMINICAN REPUBLIC	1 439 546	4 944 741	535 713	3 259 917
450	SV EL SALVADOR	0	70 862	0	48 625
451	CR COSTA RICA	25 336	108 062	203 210	786 568
453	BB BARBADOS	0	39	0	525
454	AG ANTIGUA AND BARBUDA	2	98	300	1 744
455	AI ANGUILLA	91 645	496 465	355 365	1 822 789
457	BM BERMUDA	75	84	441	705
458	CV CAPE VERDE	0	170	0	2 020
464	GL GREENLAND	0	59 400	0	212 279
467	AN NETHERLANDS ANTILLES	0	224	0	1 233
468	NF NORFOLK ISLANDS	0	25	0	2 992
511	GB UNITED KINGDOM	1 684 518	11 783 146	3 980 456	29 264 765
512	NL NETHERLANDS	590 667	3 784 625	4 192 271	44 112 118
513	FR FRANCE	701 885	5 815 258	4 948 964	40 694 621
514	DE GERMANY, FED. REP. OF	2 627 032	24 465 386	15 459 269	127 414 219
515	AT AUSTRIA	250 333	2 025 301	1 947 279	10 202 816
516	BE BELGIUM	427 250	2 730 806	1 703 685	17 641 546
517	CH SWITZERLAND	568 329	3 343 158	2 683 555	18 765 661
518	LU LUXEMBOURG	124	35 773	1 156	550 171

**K3. IMPOR KAWASAN BERIKAT / BOUND ZONE IMPORT  
MENURUT NEGARA ASAL / BY COUNTRY OF ORIGIN  
\*\* JULI / JULY 2014 \*\***

Kode Code	Negara Asal Country of Origin	Berat Bersih / Net Weight (Kg)		Nilai CIF / CIF Value (US\$)	
		Bulan ini Current month	Kumulatif Cum. Jan to date	Bulan ini Current month	Kumulatif Cum. Jan to date
520 MC	MONACO	0	5	0	307
521 DK	DENMARK	412 862	2 875 128	766 285	4 786 887
522 NO	NORWAY	177 730	2 194 884	428 252	6 631 616
523 SE	SWEDEN	2 215 497	25 101 713	2 569 459	24 300 068
524 FI	FINLAND	1 038 807	8 328 937	1 302 237	8 563 888
525 IE	IRELAND	2 073	43 735	29 611	330 897
526 IT	ITALY	2 491 630	21 182 151	10 455 640	102 579 129
527 ES	SPAIN	243 733	2 568 579	11 391 250	40 918 080
528 PT	PORTUGAL	32 205	307 403	534 526	5 221 787
529 IS	ICELAND	0	348 720	0	497 694
531 GR	GREECE	209 863	2 324 946	581 338	6 291 863
533 AD	ANDORRA	23	309	558	2 168
534 LI	LIECHTENSTEIN	0	4 853	0	192 074
540 CD	DEMOCRATIC REP. OF THE CONGO	40 192	744 244	98 469	1 821 568
542 HU	HUNGARY	34 752	191 246	159 283	2 475 095
543 PL	POLAND	80 836	2 025 488	685 786	5 967 491
544 RO	ROMANIA	284	180 109	6 781	882 909
545 BG	BULGARIA	23779	100630	182927	824123
550 AZ	AZERBAIJAN	0	2	0	116
552 KZ	KAZAKHSTAN	0	11	0	55 257
553 KG	KYRGYZSTAN	100 090	125 169	97 852	314 494
557 UA	UKRAINE	8 353	13 459 801	194 891	5 958 102
559 LT	LITHUANIA	270	573	13 182	27 787
560 LV	LATVIA	499	24 148	12 249	130 793
561 EE	ESTONIA	41 600	61 656	189 483	300 554
562 GE	GEORGIA	1 146	18 030	34 449	362 562
563 HR	CROATIA	75	177 246	31	970 748
565 MT	MALTA	0	77 583	0	76 099
566 SK	SLOVAKIA	166	388 777	32 780	714 933
567 SI	SLOVENIA	470	665	15 535	32 119
568 CZ	CZECH REPUBLIC	6 845 308	48 437 897	6 255 816	44 124 492
569 GS	SOUTH GEORGIA AND THE SOUTH SA	25	25	370	370
572 RU	RUSSIA FEDERATION	167 296	5 201 020	841 260	9 018 382
573 RS	SERBIA	9	7 121	72	102 761
<b>TOTAL IMPORT</b>		<b>472 496 739</b>	<b>4 869 835 531</b>	<b>1 514 556 023</b>	<b>12 158 385 444</b>



**K4. IMPOR KAWASAN BERIKAT / BOUND ZONE IMPORT**  
**MENURUT PROPINSI DAN PELABUHAN IMPOR / BY PROVINCE AND PORT OF IMPORTATION**  
**\*\* JULI / JULY 2014 \*\***

Kode Code	Propinsi / Pelabuhan Impor Province / Port of Impotation	Berat Bersih / Net Weight (Kg)		Nilai CIF / CIF Value (US\$)	
		Bulan ini Current month	Kumulatif Cum. Jan to date	Bulan ini Current month	Kumulatif Cum. Jan to date
<b>SUMATERA UTARA</b>		<b>11 365 920</b>	<b>259 148 111</b>	<b>20 111 125</b>	<b>222 420 592</b>
002	IDKNO KUALA NAMU (U)	221	1 614 026	94 718	569 840
144	IDBLW BELAWAN	11 365 290	257 516 033	19 934 018	221 088 050
166	IDMES MEDAN / POLONIA (U)	409	18 052	82 389	762 702
<b>RIAU</b>		<b>816 392</b>	<b>33 871 601</b>	<b>3 544 445</b>	<b>29 314 594</b>
225	IDDUM DUMAI	0	30 006 489	0	14 603 805
235	IDSUQ SUNGAI GUNTUNG	816 201	3 037 068	3 525 115	11 595 412
242	IDTEM TEMBILAHAN	0	497 495	0	2 387 986
243	IDKEN KUALA ENOK	191	191	19 330	19 330
277	IDBUN BUATAN	0	330 358	0	708 061
<b>KEPULAUAN RIAU</b>		<b>5 849 950</b>	<b>63 693 602</b>	<b>87 920 191</b>	<b>382 796 931</b>
248	IDTBK TANJUNG BALAI KARIMUN	3 852 758	45 664 697	54 600 894	174 694 632
250	IDTAN TANJUNG UBAN	1 996 353	17 564 059	33 263 389	203 288 274
251	IDTPN TANJUNG PINANG	43	3 194	174	664 297
263	IDPAS PASIR PANJANG	796	461 652	55 734	4 149 728
<b>LAMPUNG</b>		<b>59 563 299</b>	<b>299 289 248</b>	<b>29 090 025</b>	<b>156 952 979</b>
395	IDPJG PANJANG	59 563 299	299 289 248	29 090 025	156 952 979
<b>DKI JAKARTA</b>		<b>206 391 438</b>	<b>2 006 881 009</b>	<b>1 126 299 385</b>	<b>9 095 879 194</b>
431	IDTPP TANJUNG PRIOK	200 400 626	1 958 471 786	874 832 845	7 189 090 374
433	IDJKT JAKARTA / PASAR IKAN	2 824 206	22 739 439	8 467 150	83 874 049
434	IDCGK SOEKARNO-HATTA (U)	3 160 166	25 595 279	242 274 018	1 817 438 923
436	IDHLP HALIM PERDANA KUSUMA (U)	6 440	74 505	725 372	5 475 848
<b>BANTEN</b>		<b>75 539 111</b>	<b>1 315 026 892</b>	<b>34 384 477</b>	<b>654 998 509</b>
461	IDMRK MERAK	26 001 603	366 286 027	11 524 245	253 774 729
473	IDCGD CIGADING	49 537 508	948 740 865	22 860 232	401 223 780
<b>JAWA BARAT</b>		<b>5</b>	<b>634</b>	<b>514</b>	<b>27 541</b>
466	IDBDO HUSEIN SASRANEGARA	5	634	514	27 541
<b>JAWA TENGAH</b>		<b>24 914 818</b>	<b>191 383 340</b>	<b>79 164 071</b>	<b>693 216 016</b>
494	IDTES TANJUNG EMAS	24 884 923	191 186 154	78 773 646	690 262 957
496	IDSRG ACHMAD YANI (U)	27 693	191 239	352 250	2 716 210
498	IDSOC JEBRES/ADI SUMARMO	2 202	5 947	38 175	236 849
<b>DI YOGYAKARTA</b>		<b>1 134</b>	<b>7 211</b>	<b>51 489</b>	<b>305 329</b>
531	IDJOG ADI SUCIPTO (U)	1 134	7 211	51 489	305 329
<b>JAWA TIMUR</b>		<b>88 012 811</b>	<b>699 915 563</b>	<b>129 816 838</b>	<b>900 100 669</b>
562	IDGRE GRESIK	14 714 228	223 514 782	8 849 380	68 665 341
563	IDTPE TANJUNG PERAK	72 794 907	473 621 249	111 103 982	762 770 476
587	IDSUB JUANDA (U)-SURABAYA	167 565	975 065	8 857 882	62 705 763
588	IDSUR SURABAYA (PTT)	336 111	1 804 467	1 005 594	5 959 089
<b>BALI</b>		<b>41 576</b>	<b>201 062</b>	<b>4 153 069</b>	<b>13 483 524</b>
613	IDBOA BENOA/LOLOAN	8 000	15 600	1 023	1 138
620	IDDPS NGURAH RAI (U)	33 576	185 462	4 152 046	13 482 386
<b>KALIMANTAN TIMUR</b>		<b>285</b>	<b>42 469</b>	<b>20 394</b>	<b>450 635</b>
803	IDBPP BALIKPAPAN	285	38 155	20 394	274 717
814	IDBPN SEPINGGAN (U)	0	4 314	0	175 918
<b>SULAWESI UTARA</b>		<b>0</b>	<b>374 789</b>	<b>0</b>	<b>8 438 931</b>
835	IDBIT BITUNG	0	367 975	0	7 329 992
843	IDMDC SAM RATULANGI (U)	0	6 814	0	1 108 939
<b>TOTAL IMPORT</b>		<b>472 496 739</b>	<b>4 869 835 531</b>	<b>1 514 556 023</b>	<b>12 158 385 444</b>





# DATA

## MENCERDASKAN BANGSA



### **BADAN PUSAT STATISTIK**

Jl. dr. Sutomo No. 6-8 Jakarta 10710

Telp. : (021) 3841195, 3842508, 3810291-4, Fax. : (021) 3857046

Homepage : <http://www.bps.go.id> E-mail : [bpsHQ@bps.go.id](mailto:bpsHQ@bps.go.id)

ISSN 0126-3668



9 770126 366007 >