



Katalog BPS: 8202006

**BULETIN**  
**STATISTIK PERDAGANGAN LUAR NEGERI**  
***FOREIGN TRADE STATISTICAL BULLETIN***

**IMPOR / IMPORTS**

**Agustus**  
***August*** **2014**





**BULETIN**

**STATISTIK PERDAGANGAN LUAR NEGERI**  
***FOREIGN TRADE STATISTICAL BULLETIN***

**IMPOR / IMPORTS**

**Agustus**  
***August*** **2014**



**Buletin**  
**STATISTIK PERDAGANGAN LUAR NEGERI**  
**FOREIGN TRADE STATISTICAL BULLETIN**  
**IMPOR/IMPORTS**

**Agustus/August 2014**

**ISSN: 0126-3668**

**No. Publikasi/Publication Number: 06120.1418**

**Katalog BPS/BPS Catalogue: 8202006**

**Ukuran Buku/Book Size: 21 cm x 28 cm**

**Jumlah Halaman/Number of pages: xix+197 halaman/pages**

**Naskah/Manuscript:**

**Subdirektorat Statistik Impor**

*Subdirectorate of Import Statistics*

**Gambar Cover/Cover Design:**

**Subdirektorat Publikasi dan Kompilasi Statistik**

*Subdirectorate of Statistical Publication and Compilation*

**Diterbitkan oleh/Published by:**

**Badan Pusat Statistik, Jakarta-Indonesia**

*BPS-Statistics Indonesia*

**Dicetak oleh/Printed by:**

**Boleh dikutip dengan menyebut sumbernya**

*May be cited with reference to the source*

## KATA PENGANTAR

Publikasi Statistik Impor Agustus 2014 merupakan kelanjutan dari publikasi sebelumnya yang diterbitkan secara bulanan oleh Badan Pusat Statistik Republik Indonesia (BPS-RI). Data yang disajikan dalam publikasi ini, mencakup :

- A. Impor menurut Golongan Barang HS, Golongan Barang SITC, Komoditi (HS), Negara Asal, Pelabuhan Impor, Negara Asal dan Lima Golongan Barang Utama SITC 3 digit, Komoditi tertentu dan Negara Asal Utama
- B. Impor Kawasan Berikat menurut Golongan Barang HS 2 digit, Golongan Barang SITC, Negara Asal, Provinsi dan Pelabuhan Impor

Ucapan terima kasih dan penghargaan yang setinggi-tingginya disampaikan kepada Direktorat Jenderal Bea dan Cukai, Kementerian Keuangan dan Bank Indonesia yang telah secara teratur dan berkesinambungan mengirimkan dokumen PIB, serta PT. Pertamina yang telah memberikan data impor minyak dan gas secara rutin. Selanjutnya, kepada semua pihak yang juga telah membantu BPS-RI sehingga memungkinkan diterbitkannya publikasi ini diucapkan terima kasih.

Akhirnya, kami mengharapkan semoga publikasi ini bermanfaat bagi pengguna data.

Jakarta, November 2014  
Badan Pusat Statistik  
Kepala



**Dr. SURYAMIN, M.Sc**

## FOREWORD

The monthly publication of import statistics, is a sequential issue from the preceding publication which developed by The BPS-Statistics of the Republic of Indonesia. This Publication covered:

- A. Import by HS Commodity Groups, SITC Commodity Groups, Commodity (HS), Country of Origin, Port of Importation, Country of Origin and Five Major SITC Commodity Group, Certain Commodities import by Main Country of Origin
- B. Bonded Zone import by Commodity 2 Digits HS, by SITC Commodity Group, Country of Origin, by Province and port of Importation

Deeply gratitude and the highest appreciation are due to the Directorate General of Custom, Ministry of Finance and Bank of Indonesia of their contribution of regularly in sending documents, and also to PT. Pertamina for the best cooperation in supporting data of oil and gas so that BPS published this edition successfully.

Finally, it is hoped that this publication would be useful for users.

Jakarta, November 2014  
BPS-Statistics Indonesia  
Distribution and Service Statistics



**Dr. SURYAMIN, M.Sc**

# PENJELASAN

## 1. DAERAH PENCATATAN

Daerah pencatatan statistik dalam publikasi ini meliputi seluruh wilayah Republik Indonesia.

## 2. SUMBER DOKUMEN

Statistik dikumpulkan berdasarkan dokumen impor (Pemberitahuan Impor Barang (PIB - BC 2.0) dan Pemberitahuan Pengangkutan Barang Impor (PPBI – BC 2.3) yang diisi oleh importir. Dokumen PIB - BC 2.0 dan PPBI - BC 2.3 diterima dari Bea dan Cukai dan berlaku sejak April 1997 berdasarkan Surat Keputusan Menteri Keuangan nomor 101/KMK.05/1997 tanggal 10 Maret 1997.

## 3. SISTEM PERDAGANGAN

Sistem pencatatan Statistik Perdagangan Luar Negeri mempergunakan Sistem Perdagangan Umum (*the General Trade System*) atau dengan Sistem Perdagangan Khusus (*the Special Trade System*). Dalam Sistem Perdagangan Umum, Kawasan Berikat dianggap sebagai "dalam negeri", sedangkan dalam Sistem Perdagangan Khusus, dianggap sebagai "luar negeri". Sejak Januari 2008, sistem pencatatan Statistik Impor menggunakan Sistem Perdagangan Umum.

## 4. RUANG LINGKUP

Pencatatan Statistik Impor meliputi seluruh barang-barang yang masuk ke wilayah Indonesia.

## 5. KASUS KHUSUS

- 5.1. Sebagian impor kapal laut dan pesawat beserta suku cadangnya termasuk dalam Statistik Impor.
- 5.2. Barang-barang luar negeri yang diolah atau diperbaiki di dalam negeri tetap dicatat sebagai barang impor, meskipun setelah barang tersebut selesai diproses akan kembali ke luar negeri (*re-ekspor*).
- 5.3. Barang-barang di bawah ini tidak termasuk di dalam Statistik Impor:
  - a. Pakaian dan barang-barang perhiasan penumpang.
  - b. Barang-barang penumpang untuk dipakai sendiri, kecuali lemari es, pesawat TV dan sebagainya.
  - c. Barang-barang yang diimpor untuk keperluan perwakilan (kedutaan) suatu negara.
  - d. Barang-barang untuk ekspedisi dan ekshibisi/pameran.
  - e. Sebagian barang-barang yang langsung diimpor oleh angkatan bersenjata.
  - f. Pembungkus/peti kemas.
  - g. Uang dan surat-surat berharga.
  - h. Barang-barang sebagai contoh.

## **6. SISTEM PENGOLAHAN**

Data dalam publikasi ini mencakup dokumen PIB selama Agustus 2014 yang diterima oleh Badan Pusat Statistik sampai akhir September 2014. Sistem pengolahan menggunakan *Carry Over*. Dengan metode ini dokumen-dokumen dari Bea dan Cukai ditunggu selama satu bulan setelah bulan berjalan. Dokumen-dokumen yang datang terlambat akan dimasukkan dalam bulan pengolahan berikutnya.

## **7. KLASIFIKASI JENIS BARANG**

Penggolongan barang yang digunakan di dalam statistik impor adalah klasifikasi Barang Impor yang berdasarkan pada Buku Tarif Kepabeanan Indonesia 2012 (BTKI 2012) yang mengacu pada amandemen keempat dari World Customs Organization (WCO) sebagai lembaga Internasional yang menyusun klasifikasi Harmonized System (HS). Disamping menggunakan HS sebagai klasifikasi jenis barang, juga digunakan Standard International Trade Classification (SITC) Revisi 4.

## **8. PERIODE REFERENSI**

Periode penentuan impor adalah tanggal penyelesaian dokumen oleh pejabat-pejabat Bea dan Cukai yang terdapat dalam dokumen impor.

## **9. NILAI BARANG**

Nilai barang dinyatakan dalam nilai CIF (US\$) dan nilai Kurs Agustus 2014 yang digunakan adalah US\$ 1 = Rp.11.765,-

## **10. SATUAN BARANG**

Berat barang impor adalah berat bersih dan dinyatakan dalam Kg.

## **11. NEGARA ASAL**

Negara asal adalah negara dimana barang-barang tersebut dihasilkan dan dokumennya telah diperiksa serta dinyatakan sesuai dengan peraturan yang berlaku oleh pejabat Bea dan Cukai.



# EXPLANATORY NOTES

## 1. AREA RECORDINGS

The statistical recording area in this publication covers the entire territory of the Republic of Indonesia.

## 2. SOURCE OF DOCUMENTS

Statistics are compiled based on Import Declaration Form (Pemberitahuan Impor Barang (PIB-BC 2.0) or Pemberitahuan Pengangkutan Barang Impor (PPBI-BC 2.3)) of Import documents that are filled by importers. The PIB documents received from Customs and Excise, prevailing on April 1, 1997, based on Minister of Finance Decree No. 101/KMK.05/1997, March 10, 1997.

## 3. TRADE SYSTEM

The systems of recording Foreign Trade Statistics apply the General Trade System or the Special Trade System. In the General Trade System, the Bonded Zone is regarded as "*Domestic*", while in the Special Trade System; the Bonded Zone is regarded as "*Abroad*". Since January 2008, the systems of recording import Statistics have applied the General Trade System.

## 4. COVERAGE

The recording Import Statistics covers all goods entering the Indonesian territory.

## 5. PARTICULAR CASES

5.1 Part of importation of sea vessels and airplanes and their spare parts are included in the Import Statistics.

5.2 Overseas goods which are processed or modified in Indonesian Country are recorded as importation, although after the goods finish process will return to abroad (re-exports).

5.3 The goods here under are not included in the Import Statistics:

- a. Clothes and jewelry of passengers.
- b. Luggage of passengers of own use, except refrigerators, television sets, etc.
- c. Goods imported for the use of foreign countries representations (embassies).
- d. Goods for expeditions and exhibition shows.
- e. A part of the goods directly imported by armed forces.
- f. Packing's containers to be refilled.
- g. Bank notes and securities.
- h. Sample goods.

## **6. PROCESSING SYSTEM**

The data in this publication covers documents of August, 2014 were received by the BPS to the end of September, 2014. The documents are processed using a carry over system. The deadline for the acceptance of documents of a certain month is one month after the reference period, which means the end of the following month. The documents accepted after the deadline is considered as the document of the following month.

## **7. COMMODITY CLASSIFICATION**

The classification of goods in this publication applies the 2012 Indonesia's Custom Tariff Classification, based on fourth amendment from World Customs Organization (WCO) as an International Organization who arranged the Classification of Harmonized System (HS). Besides applying the HS, the Standard International Trade Classification (SITC) Revised 4 is also applied in the classification of goods.

## **8. REFERENCE PERIOD**

The period of import determination is the date of settlement/completion by the Customs and Excise Officials as stated in the Import documents.

## **9. COMMODITY VALUATION**

The values recorded, are the CIF value (US\$). The exchange rate use for August, 2014, US\$1 = Rp.11.765,-

## **10. UNIT OF COMMODITY**

The net weight imported of goods are present to Kg.

## **11. COUNTRY OF ORIGIN**

Country of origin is the country in which the goods have been produced, after being verified by Customs and Excise Officials, pursuant to the prevailing regulations

## DAFTAR ISI/CONTENTS

	Halaman/Page
KATA PENGANTAR/ <i>FOREWORD</i> .....	iii-iv
PENJELASAN/ <i>EXPLANATORY NOTES</i> .....	v-viii
DAFTAR ISI/ <i>CONTENTS</i> .....	ix
RINGKASAN/ <i>SUMMARY</i> .....	xi-xix
Tabel/ <i>Table</i> I-1. Import Menurut Golongan Barang HS/ <i>Import by HS Commodity Groups</i>	
Menurut 21 Golongan Barang HS/ <i>By 21 HS Commodity Groups</i> .....	1
Menurut Golongan Barang 2 Dijiit HS/ <i>By Commodity Groups 2 Digit</i>	
<i>Code HS</i> .....	2
Menurut 40 Golongan Barang HS Terbesar/ <i>By 40 Biggest Commodities</i>	
<i>10 Digit HS Code</i> .....	4
Tabel/ <i>Table</i> I-2. Impor Menurut Golongan Barang SITC/ <i>Import by SITC Commodity</i>	
<i>Groups</i> .....	5-10
Tabel/ <i>Table</i> I-3. Impor Menurut Komoditi (HS)/ <i>Import by Commodity (HS)</i> .....	11-143
Tabel/ <i>Table</i> I-4. Impor Menurut Negara Asal/ <i>Import by Country of Origin</i> .....	144-147
Tabel/ <i>Table</i> I-5. Impor Menurut Pelabuhan Impor/ <i>Import by Port of Importation</i> .....	148-151
Tabel/ <i>Table</i> I-6 Impor Menurut Negara Asal dan Lima Golongan Barang (SITC)	
Utama/ <i>Import by Country of Origin and Five Major SITC Commodity</i>	
<i>Group</i> .....	152-181
Tabel/ <i>Table</i> I-7 Impor Komoditi Tertentu Menurut Negara Asal Utama/ <i>Certain</i>	
<i>Commodities Import by Main Country of Origin</i> .....	182-186
Tabel/ <i>Table</i> K1 Import Kawasan Berikat Menurut Golongan Barang 2 Dijiit HS/ <i>Bonded</i>	
<i>Zone Import by Commodity 2 Digits HS</i> .....	187-188
Tabel/ <i>Table</i> K2 Impor Kawasan Berikat Menurut Golongan Barang SITC/	
<i>Bonded Zone Import by SITC Commodity Group</i> .....	189-193
Tabel/ <i>Table</i> K3 Impor Kawasan Berikat Menurut Negara Asal/ <i>Bonded Zone</i>	
<i>Import by Country of Origin</i> .....	194-196
Tabel/ <i>Table</i> K4 Impor Kawasan Berikat Menurut Provinsi dan Pelabuhan Impor/ <i>Bonded</i>	
<i>Zone Import by Province and Port of Importation</i> .....	197



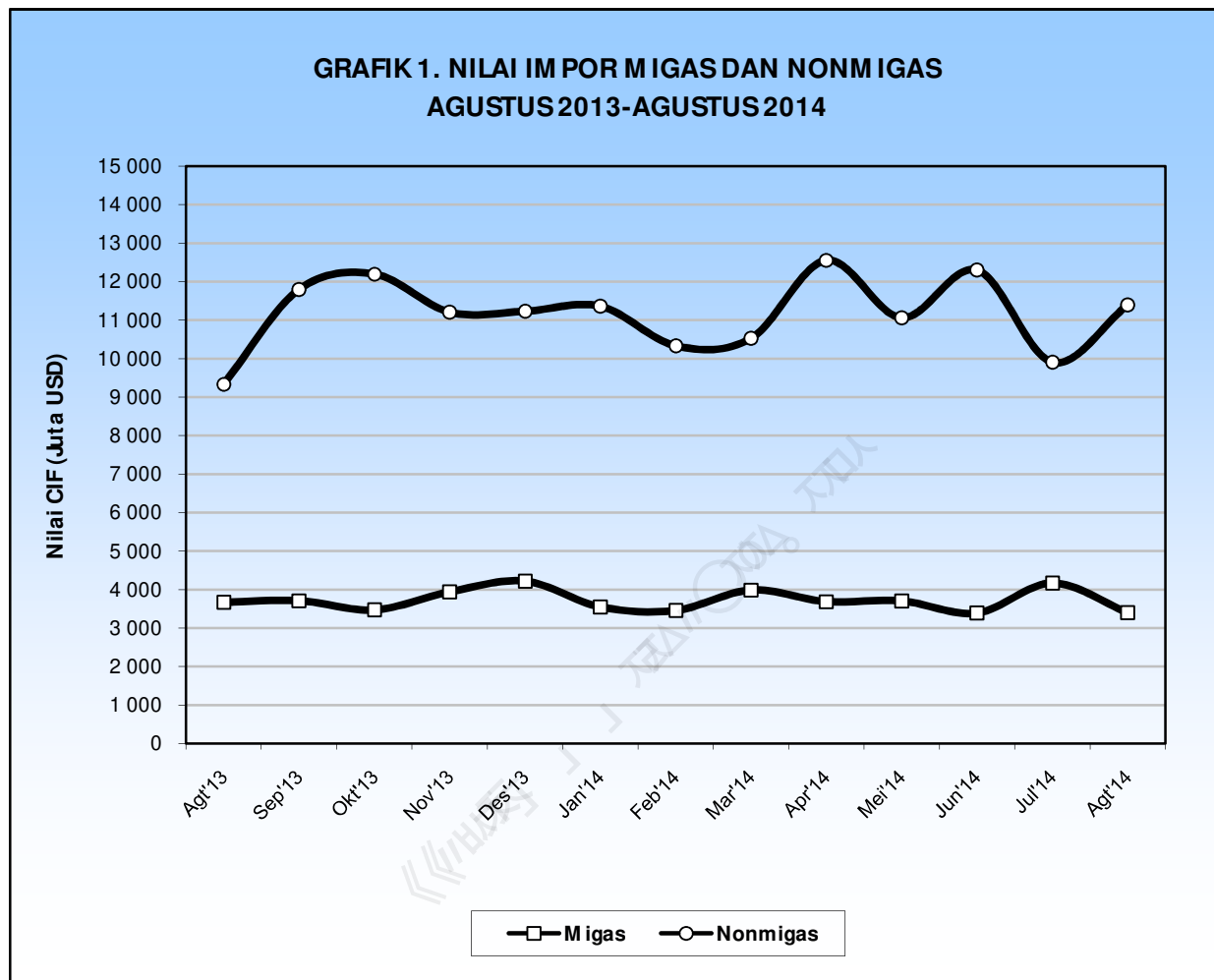
## RINGKASAN

Pada Agustus 2014 nilai impor mencapai USD14.793,2 juta yang terdiri dari impor melalui Kawasan Berikat sebesar USD1.935,8 juta (13,09 persen) dan di Luar Kawasan Berikat sebesar USD12.857,4 juta (86,91 persen). Nilai impor migas Indonesia mencapai USD3.399,3 juta atau 22,98 persen dari total impor Indonesia. Sedangkan nilai impor nonmigas Indonesia mencapai USD11.393,9 juta dan memberikan peranan 77,02 persen terhadap total impor Indonesia.

**TABEL 1. IMPOR MIGAS DAN NONMIGAS  
AGUSTUS 2013 – AGUSTUS 2014**

Tahun/ Bulan	Migas		Nonmigas		Total		
	Indonesia	Kawasan Berikat	Indonesia	Kawasan Berikat	Indonesia	Kawasan Berikat	
<b>Nilai CIF (Juta USD)</b>							
<b>2013</b>	Agustus	3 672,0	38,7	9 340,1	1 440,8	13 012,1	1 479,5
	September	3 715,6	10,7	11 794,2	1 710,1	15 509,8	1 720,8
	Oktober	3 473,9	5,8	12 200,1	1 882,4	15 674,0	1 888,2
	November	3 938,9	55,2	11 210,4	1 719,4	15 149,3	1 774,6
	Desember	4 221,6	88,4	11 234,3	1 735,2	15 455,9	1 823,6
<b>2014</b>	Januari	3 550,5	8,7	11 365,7	1 712,0	14 916,2	1 720,7
	Februari	3 457,2	11,8	10 333,5	1 552,8	13 790,7	1 564,6
	Maret	3 994,6	11,9	10 529,1	1 596,5	14 523,7	1 608,4
	April	3 692,8	8,3	12 562,2	2 052,3	16 255,0	2 060,6
	Mei	3 706,6	24,1	11 063,7	1 779,9	14 770,3	1 804,0
	Juni	3 394,2	12,2	12 303,6	1 873,3	15 697,8	1 885,5
	Juli	4 173,0	0,9	9 908,7	1 513,7	14 081,7	1 514,6
	Agustus	3 399,3	3,6	11 393,9	1 932,2	14 793,2	1 935,8
<b>Peranan Terhadap Total Impor (%)</b>							
<b>2013</b>	Agustus	28,22	2,62	71,78	97,38	100,00	100,00
	September	23,96	0,62	76,04	99,38	100,00	100,00
	Oktober	22,16	0,31	77,84	99,69	100,00	100,00
	November	26,00	3,11	74,00	99,89	100,00	100,00
	Desember	27,31	4,85	72,69	95,15	100,00	100,00
<b>2014</b>	Januari	23,80	0,51	76,20	99,49	100,00	100,00
	Februari	25,07	0,75	74,93	99,25	100,00	100,00
	Maret	27,50	0,74	72,50	99,26	100,00	100,00
	April	22,72	0,40	77,28	99,60	100,00	100,00
	Mei	25,09	1,34	74,91	98,66	100,00	100,00
	Juni	21,62	0,65	78,38	99,35	100,00	100,00
	Juli	29,63	0,06	70,37	99,94	100,00	100,00
	Agustus	22,98	0,19	77,02	99,81	100,00	100,00

Dari total nilai impor migas Indonesia, impor melalui Kawasan Berikat hanya sebesar USD3,6 juta atau 0,11 persen, sedangkan sisanya USD3.395,7 juta (99,89 persen) di Luar Kawasan Berikat. Sementara itu, nilai impor nonmigas di Luar Kawasan Berikat mencapai USD9.461,7 juta atau 83,04 persen dan melalui Kawasan Berikat USD1.932,2 juta (16,96 persen).



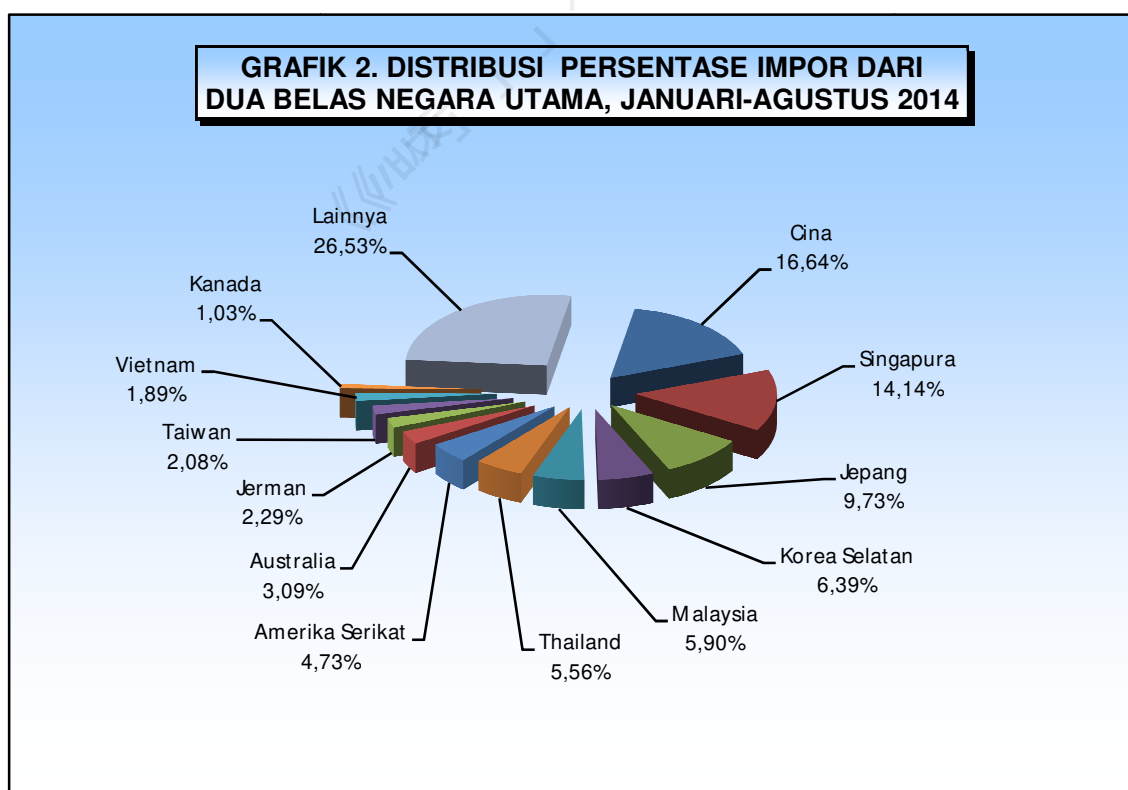
Dilihat dari peranannya, selama tiga belas bulan terakhir impor migas memberikan kontribusi rata-rata 25,08 persen per bulan dan impor nonmigas sebesar 74,92 persen per bulan. Sementara itu, pada Agustus 2014 peranan impor migas mencapai 22,98 persen yang berarti angka tersebut berada di bawah rata-rata. Sebaliknya peranan impor nonmigas berada di atas rata-rata, yaitu 77,02 persen.

Dengan diterapkannya Sistem Perdagangan Umum (*General Trade System*) dalam pencatatan statistik impor, secara keseluruhan nilai impor barang yang tercatat mengalami kenaikan yang nyata (signifikan).

**TABEL 2. PERKEMBANGAN IMPOR MIGAS DAN NONMIGAS  
JANUARI-AGUSTUS 2010-2014**

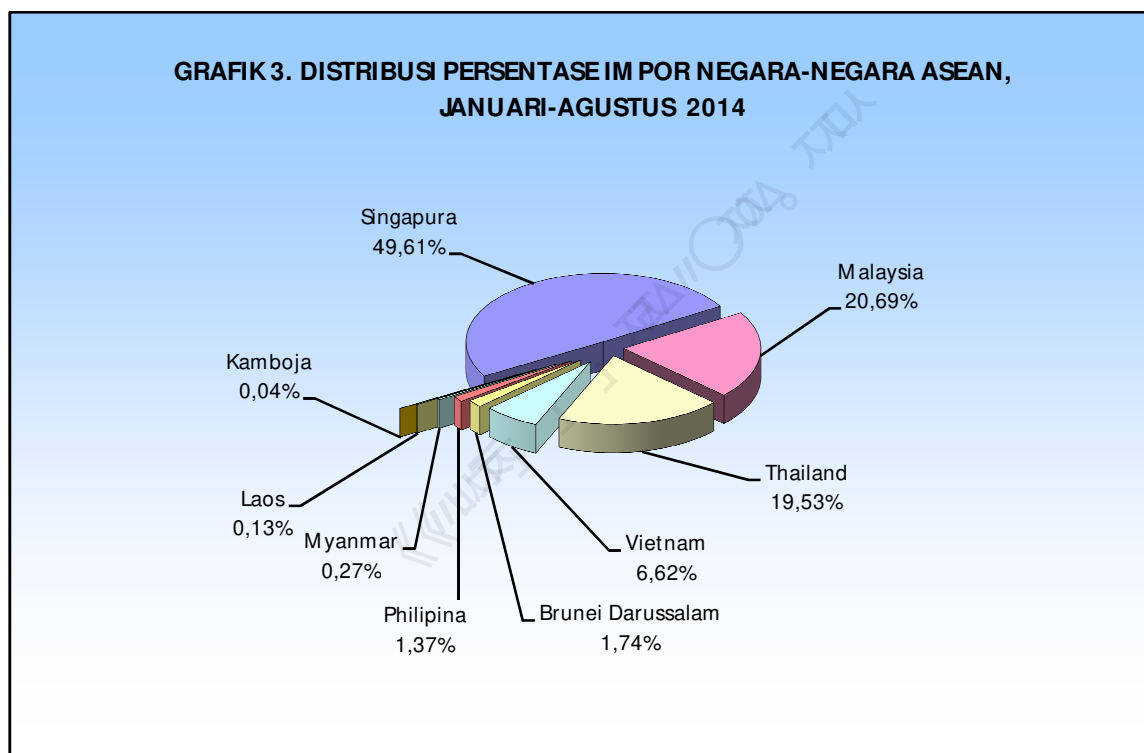
Bulan/ Tahun	Nilai (Juta USD)			Peranan (%)		
	Migas	Nonmigas	Total	Migas	Nonmigas	Total
<b>Jan-Agt:</b>						
2010	17 438,1	70 296,8	87 734,9	19,88	80,12	100,00
2011	26 847,8	88 015,8	114 863,6	23,37	76,63	100,00
2012	27 509,4	99 108,1	126 617,5	21,73	78,27	100,00
2013	29 916,4	94 923,3	124 839,7	23,96	76,04	100,00
2014	29 368,2	89 460,4	118 828,6	24,71	75,29	100,00

Impor Indonesia Januari-Agustus 2013 sebesar USD118.828,6 juta atau turun 4,82 persen dibanding periode yang sama tahun sebelumnya. Penurunan tersebut dipicu oleh turunnya impor migas dan nonmigas masing-masing sebesar 1,83 persen (USD548,2 juta) dan 5,76 persen (USD5.462,9 juta). Dilihat dari nilainya, selama Januari-Agustus periode 2010-2014 didominasi oleh impor nonmigas dengan rata-rata peranan sebesar 77,27 persen per tahun. Dengan demikian dapat disimpulkan bahwa perekonomian Indonesia selama ini masih bertumpu pada impor sektor nonmigas.



Dari keseluruhan nilai impor pada Januari-Agustus 2014, 73,47 persen berasal dari dua belas negara utama. Cina menempati posisi pertama, yaitu 16,64 persen dari total impor Indonesia, diikuti oleh Singapura (14,14 persen), Jepang (9,73 persen), Korea Selatan (6,39 persen), Malaysia (5,90 persen), Thailand (5,56 persen), Amerika Serikat (4,73 persen), Australia (3,09 persen), Jerman (2,29 persen), Taiwan (2,08 persen), Vietnam (1,03 persen), dan Kanada (1,03 persen).

Impor terbesar pada Januari-Agustus 2014 berasal dari kelompok sembilan negara APEC Lainnya yakni mencapai 39,60 persen atau sebesar USD47.052,1 juta. Kelompok negara ASEAN berada di urutan berikutnya dengan peranan sebesar 28,50 persen (USD33.870,6 juta), kemudian diikuti kelompok negara Uni Eropa 7,15 persen (USD8.491,9 juta), kelompok negara NAFTA sebesar 5,87 persen (USD6.980,6 juta), sedangkan kelompok negara lainnya menyumbang 18,88 persen (USD22.433,4 juta).



Jika dilihat impor Indonesia dari kelompok ASEAN, selama Januari-Agustus 2014 peranan impor yang paling tinggi adalah dari Singapura dengan peranan sebesar 49,61 persen dari total impor ASEAN. Malaysia menempati urutan kedua sebesar 20,69 persen, diikuti oleh Thailand (19,53 persen), Vietnam (6,62 persen), Brunei Darussalam (1,74 persen), dan Philipina (1,37 persen), sementara peranan impor dari Laos, Myanmar, dan Kamboja masih di bawah satu persen.

Dari kelompok negara Uni Eropa, selama Januari-Agustus 2014 peranan impor yang paling tinggi adalah dari Jerman sebesar 32,08 persen dari total impor Uni Eropa. Italia menempati urutan kedua dengan peranan 13,82 persen, diikuti oleh Perancis (11,11 persen), Inggris (7,37 persen), dan Belanda (7,37 persen).



**TABEL 3. NILAI DAN PERANAN IMPOR  
DARI KELOMPOK NEGARA ASEAN, NAFTA, DAN UNI EROPA  
JANUARI-AGUSTUS 2013 DAN 2014**

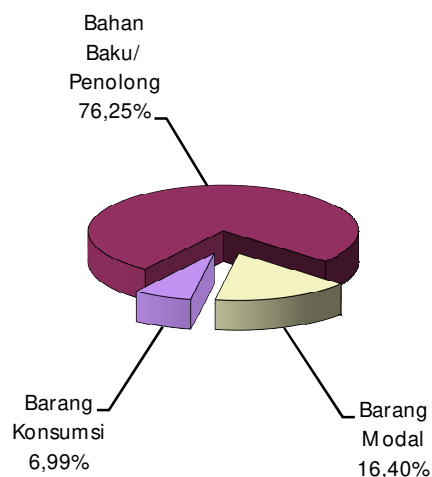
KELOMPOK NEGARA	Januari-Agustus 2013		Januari-Agustus 2014		Perubahan Jan-Agt 2014 thd Jan-Agt 2013 (%)
	Nilai (Juta USD)	Peranan (%)	Nilai (Juta USD)	Peranan (%)	
<b>APEC</b>					
<b>ASEAN</b>	<b>36 264,8</b>	<b>29,05</b>	<b>33 870,6</b>	<b>28,50</b>	<b>-6,60</b>
Thailand	7 553,7	6,05	6 612,8	5,56	-12,46
Singapura	17 037,9	13,65	16 804,4	14,14	-1,37
Philippina	539,6	0,43	463,5	0,39	-14,10
Malaysia	8 998,0	7,21	7 008,8	5,90	-22,11
Myanmar	59,1	0,05	90,7	0,08	53,47
Kamboja	10,5	0,01	13,0	0,01	23,81
Brunei Darussalam	330,1	0,26	589,4	0,49	78,55
Laos	5,1	0,00	45,2	0,04	786,27
Vietnam	1 730,8	1,39	2 242,8	1,89	29,58
<b>NAFTA</b>	<b>7 891,0</b>	<b>6,32</b>	<b>6 980,6</b>	<b>5,87</b>	<b>-11,54</b>
Amerika Serikat	6 029,6	4,83	5 624,8	4,73	-6,71
Kanada	1 452,0	1,16	1 223,6	1,03	-15,73
Meksiko	409,4	0,33	132,2	0,11	-67,71
<b>NEGARA APEC LAINNYA</b>	<b>48 782,9</b>	<b>39,08</b>	<b>47 052,1</b>	<b>39,60</b>	<b>-3,55</b>
Jepang	13 050,8	10,45	11 560,0	9,73	-11,42
Hongkong	1 324,9	1,06	1 203,6	1,01	-9,16
Korea Selatan	7 860,6	6,30	7 586,8	6,39	-3,48
Taiwan	2 995,7	2,40	2 476,8	2,08	-17,32
Cina	19 627,6	15,72	19 770,3	16,64	0,73
Papua Nugini	69,2	0,06	18,9	0,02	-72,69
Australia	3 158,8	2,53	3 674,0	3,09	16,31
Selandia Baru	523,8	0,42	595,1	0,50	13,61
Chili	171,5	0,14	166,6	0,14	-2,86
<b>UNI EROPA</b>	<b>9 330,1</b>	<b>7,47</b>	<b>8 491,9</b>	<b>7,15</b>	<b>-8,98</b>
Jerman	3 041,3	2,44	2 724,1	2,29	-10,43
Italia	1 124,6	0,90	1 173,3	0,99	4,33
Perancis	1 071,5	0,86	943,3	0,79	-11,96
Inggris	730,4	0,58	626,0	0,53	-14,29
Belanda	643,7	0,51	579,1	0,49	-10,04
Swedia	638,9	0,51	480,7	0,41	-24,76
Belgia	421,0	0,34	394,6	0,33	-6,27
Finlandia	276,9	0,22	369,6	0,31	33,48
Spanyol	413,2	0,33	353,1	0,30	-14,55
Austria	265,9	0,21	236,8	0,20	-10,94
Cheska	119,5	0,10	111,9	0,09	-6,36
Denmark	138,0	0,11	110,6	0,09	-19,86
Polandia	97,8	0,08	93,9	0,08	-3,99
Irlandia	74,2	0,06	67,3	0,06	-9,30
Yunani	64,8	0,05	62,0	0,05	-4,32
Uni Eropa Lainnya	208,4	0,17	165,6	0,14	-20,54
<b>LAINNYA</b>	<b>22 570,9</b>	<b>18,08</b>	<b>22 433,4</b>	<b>18,88</b>	<b>-0,61</b>
<b>TOTAL IMPOR</b>	<b>124 839,7</b>	<b>100,00</b>	<b>118 828,6</b>	<b>100,00</b>	<b>-4,82</b>

**TABEL 4. IM POR M ENURUT GOLONGAN PENGGUNAAN BARANG  
JANUARI-AGUSTUS 2010-2014**

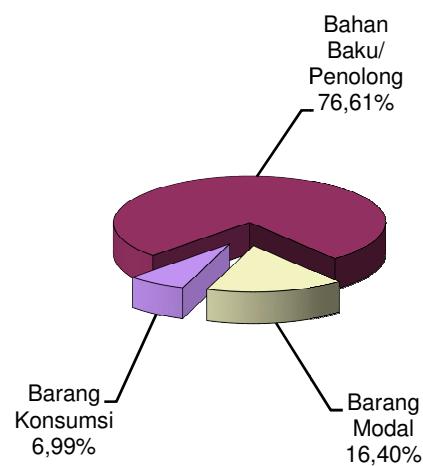
Bulan/ Tahun	Nilai (Juta USD)				Peranan (%)			
	Barang Konsumsi	Bahan Baku/ Penolong	Barang M odal	Total	Barang Konsumsi	Bahan Baku/ Penolong	Barang M odal	Total
<b>Jan-Agt:</b>								
2010	6 495,8	63 821,2	17 417,9	87 734,9	7,40	72,74	19,85	100,00
2011	8 754,8	86 084,3	20 024,5	114 863,6	7,62	74,95	17,43	100,00
2012	8 906,6	91 955,7	25 755,2	126 617,5	7,03	72,63	20,34	100,00
2013	8 705,3	95 183,3	20 951,1	124 839,7	6,97	76,25	16,78	100,00
2014	8 300,7	91 040,7	19 487,2	118 828,6	6,99	76,61	16,40	100,00

Rata-rata nilai impor Januari-Agustus periode 2010-2014 adalah sebesar USD118.828,6 juta dengan rata-rata nilai impor barang konsumsi dan peranannya USD8.232,6 juta (7,20 persen), impor bahan baku/penolong sebesar USD85.617,0 juta (74,64 persen) dan impor barang modal sebesar USD20.727,2 juta (18,16 persen). Jika dibandingkan Januari-Agustus 2013, nilai impor golongan barang konsumsi, bahan baku/penolong, dan barang modal mengalami penurunan masing-masing sebesar 4,65 persen (US\$404,6 juta), 4,35 persen (US\$4.142,6 juta), dan 6,99 persen (US\$1.463,9 juta).

**GRAFIK 4. PERSENTASE NILAI IM POR INDONESIA  
M ENURUT GOLONGAN PENGGUNAAN BARANG  
JANUARI-AGUSTUS 2013 DAN 2014**



**Januari-Agustus 2013**



**Januari-Agustus 2014**

Dilihat dari peranannya selama Januari-Agustus periode 2010-2014, rata-rata peranan tertinggi diberikan oleh impor *bahan baku/penolong*, yaitu 74,64 persen, diikuti oleh *barang modal* sebesar 18,16 persen dan *barang konsumsi* sebesar 7,20 persen. Sementara itu, peran *barang konsumsi* tertinggi dicapai di tahun 2011, yaitu 7,62 persen. Golongan *bahan baku/penolong* memberikan peranan tertinggi di tahun 2014 sebesar 76,61 persen, sedangkan *barang modal* pada tahun 2012 sebesar 20,34 persen.

Peran nilai impor barang modal terhadap keseluruhan nilai impor pada Januari-Agustus 2014 mengalami penurunan dari 16,78 persen menjadi 16,40 persen jika dibandingkan dengan periode yang sama tahun sebelumnya. Sebaliknya impor barang konsumsi dan bahan baku/penolong mengalami peningkatan masing-masing dari 6,97 persen menjadi 6,99 persen dan dari 76,25 persen menjadi 76,61 persen.

Menurut golongan barang SITC (*Standard International Trade Classification*) 1 digit, kelompok barang utama impor selama Januari-Agustus 2014 adalah kelompok mesin dan alat angkutan dengan nilai sebesar USD34.904,1 juta dan memberikan peran sebesar 29,37 persen dari total impor Indonesia. Dilihat dari nilainya, impor kelompok barang ini turun 10,37 persen dibandingkan periode yang sama tahun sebelumnya. Demikian juga peranan impor kelompok barang ini mengalami penurunan dari 31,19 persen menjadi 29,37 persen.

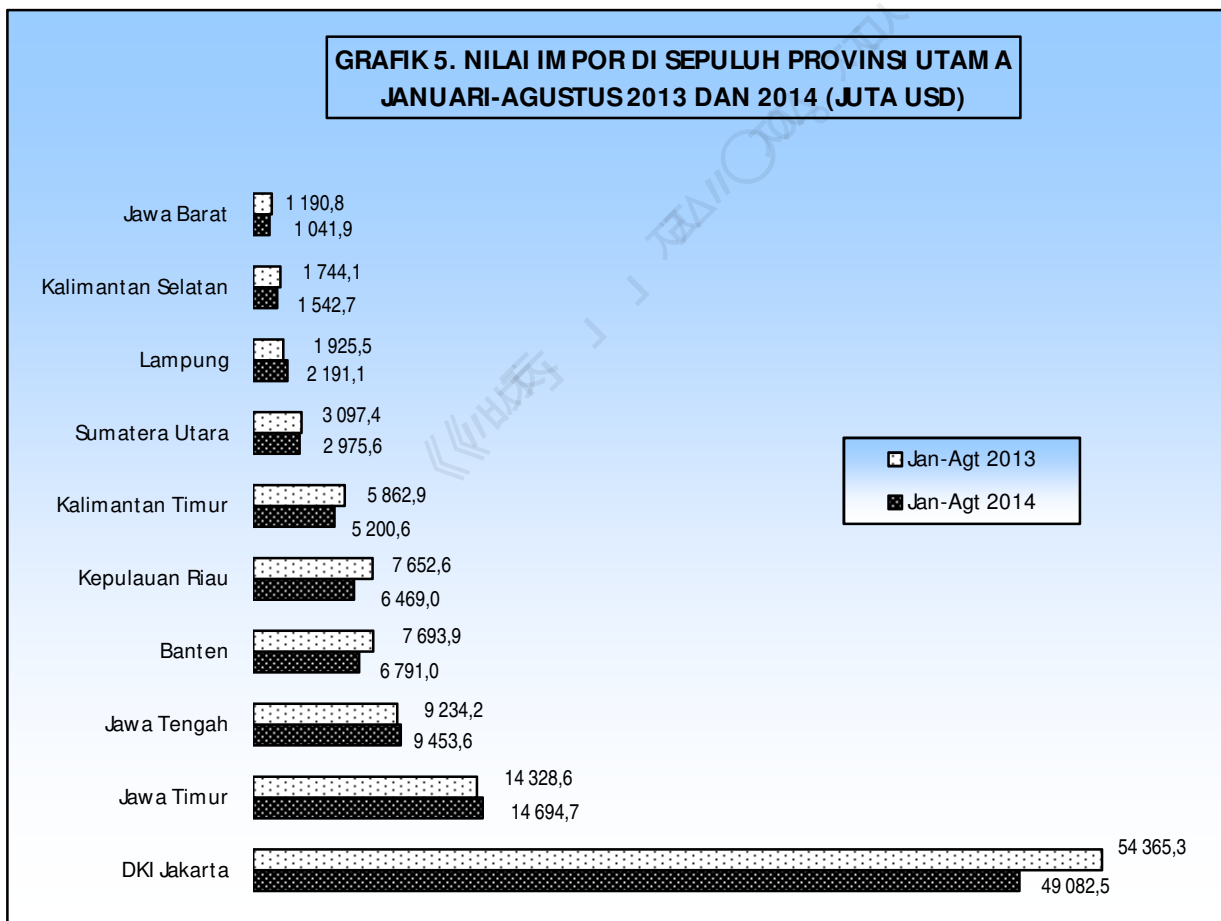
**TABEL 5. IMPOR MENURUT SITC-1 DIJIT  
JANUARI-AGUSTUS 2013 DAN 2014**

SITC	Januari-Agustus 2013		Januari-Agustus 2014		Perubahan Jan-Agt 2014 thd Jan-Agt 2013 (%)
	Nilai (Juta USD)	Peranan (%)	Nilai (Juta USD)	Peranan (%)	
0 Bahan Makanan dan Binatang Hidup	9 044,7	7,25	9 715,5	8,18	7,42
1 Minuman dan Tembakau	501,7	0,40	520,5	0,44	3,75
2 Bahan Baku dan Hasil Tambang	6 209,9	4,97	6 164,9	5,19	-0,72
3 Minyak dan Bahan Bakar Mineral	30 054,7	24,08	29 661,0	24,96	-1,31
4 Minyak Nabati dan Hewani	154,6	0,12	94,8	0,08	-38,68
5 Bahan Kimia dan produknya	15 891,5	12,73	15 676,1	13,19	-1,36
6 Barang-barang Buatan Pabrik	19 458,8	15,59	17 653,4	14,86	-9,28
7 Mesin dan Alat Angkutan	38 942,4	31,19	34 904,1	29,37	-10,37
8&9 Lainnya	4 581,4	3,67	4 438,3	3,73	-3,12
<b>TOTAL IMPOR</b>	<b>124 839,7</b>	<b>100,00</b>	<b>118 828,6</b>	<b>100,00</b>	<b>-4,82</b>

Impor kelompok barang SITC 1 digit yang terbesar berikutnya adalah kelompok minyak dan bahan bakar mineral dengan nilai USD29.661,0 juta dan peran 24,96 persen, diikuti oleh kelompok barang-barang buatan pabrik USD17.653,4 juta (14,86 persen). Selanjutnya kelompok bahan kimia dan produknya USD15.676,1 juta (13,19 persen), kelompok bahan makanan dan binatang hidup

USD9.715,5 juta (8,18 persen), kelompok bahan baku dan hasil tambang USD6.164,9 juta (5,19 persen), kelompok barang lainnya USD4.438,3 juta (3,73 persen), kelompok minuman dan tembakau USD520,5 juta (0,44 persen), serta kelompok minyak nabati dan hewani USD94,8 juta (0,08 persen).

Selama Januari-Agustus 2014, pelabuhan di DKI Jakarta membongkar barang impor terbesar dibanding pelabuhan di provinsi lain, yaitu sebesar USD56.234,9 juta atau 47,32 persen dari total impor Indonesia. Provinsi dengan impor terbesar kedua adalah Jawa Timur yang mencapai USD16.812,0 juta (14,15 persen), diikuti Jawa Tengah USD10.789,4 juta (9,08 persen), Banten USD7.808,8 juta (6,57 persen), Kepulauan Riau USD7.512,2 juta (6,32 persen), Kalimantan Timur USD5.878,4 juta (4,95 persen), dan Sumatera Utara sebesar USD3.364,8 juta (2,83 persen). Kemudian nilai impor yang masuk melalui provinsi Lampung, Kalimantan Selatan, dan Jawa Barat masing-masing sebesar US\$2.416,5 juta (2,03 persen), US\$1.690,9 juta (1,42 persen), dan US\$1.134,9 juta (0,96 persen). Sementara nilai impor ke provinsi lainnya masih berada di bawah USD1,5 miliar.



Dari sepuluh provinsi utama, tiga provinsi diantaranya mengalami peningkatan nilai impor dibanding periode yang sama tahun sebelumnya. Provinsi tersebut, yaitu Jawa Timur sebesar US\$742,8 juta (4,62 persen), Jawa Tengah sebesar US\$394,6 juta (3,80 persen), dan Lampung sebesar US\$162,7 (7,22 persen). Sementara itu, tujuh provinsi lainnya mengalami penurunan nilai impor.

Dari tujuh provinsi utama yang mengalami penurunan nilai impor, provinsi DKI Jakarta mengalami penurunan cukup tinggi, yaitu US\$4.153,9 juta atau 6,88 persen. Provinsi berikutnya, yaitu Kepulauan Riau sebesar US\$1.062,5 juta (12,39 persen), Banten US\$723,2 juta (8,48 persen), Kalimantan Timur US\$738,7 juta (11,16 persen), Kalimantan Selatan US\$468,1 juta (1,42 persen), Jawa Barat US\$136,5 juta (10,74 persen), dan Sumatera Utara US\$120,1 juta (3,45 persen).

**TABEL 6. NILAI DAN PERANAN IMPOR MENURUT PROVINSI<sup>1)</sup>  
JANUARI-AGUSTUS 2013 DAN 2014**

Provinsi	Januari-Agustus 2013		Januari-Agustus 2014		Perubahan Jan-Agt 2014 thd Jan-Agt 2013 (%)
	Nilai (Juta USD)	Peranan (%)	Nilai (Juta USD)	Peranan (%)	
Aceh	9,1	0,01	26,1	0,02	186,81
Sumatera Utara	3 484,9	2,79	3 364,8	2,83	-3,45
Sumatera Barat	703,0	0,56	699,7	0,59	-0,47
Riau	1 239,0	0,99	1 123,2	0,95	-9,35
Jambi	127,7	0,10	162,5	0,14	27,25
Sumatera Selatan	326,2	0,26	347,0	0,29	6,38
Bengkulu	18,0	0,01	7,1	0,01	-60,56
Lampung	2 253,8	1,81	2 416,5	2,03	7,22
Kepulauan Bangka Belitung	35,5	0,03	41,8	0,04	17,75
Kepulauan Riau	8 574,7	6,87	7 512,2	6,32	-12,39
Dki Jakarta	60 388,8	48,37	56 234,9	47,32	-6,88
Jawa Barat	1 271,4	1,02	1 134,9	0,96	-10,74
Jawa Tengah	10 394,8	8,33	10 789,4	9,08	3,80
Di Yogyakarta	0,8	0,00	0,6	0,00	-25,00
Jawa Timur	16 069,2	12,87	16 812,0	14,15	4,62
Banten	8 532,0	6,84	7 808,8	6,57	-8,48
Bali	161,1	0,13	201,6	0,17	25,14
Nusa Tenggara Barat	137,7	0,11	86,4	0,07	-37,25
Nusa Tenggara Timur	22,1	0,02	15,8	0,01	-28,51
Kalimantan Barat	335,2	0,27	342,9	0,29	2,30
Kalimantan Tengah	62,9	0,05	67,7	0,06	7,63
Kalimantan Selatan	2 159,0	1,73	1 690,9	1,42	-21,68
Kalimantan Timur	6 617,1	5,30	5 878,4	4,95	-11,16
Sulawesi Utara	76,4	0,06	83,9	0,07	9,82
Sulawesi Tengah	9,2	0,01	29,0	0,02	215,22
Sulawesi Selatan	995,8	0,80	556,6	0,47	-44,11
Sulawesi Tenggara	285,2	0,23	334,5	0,28	17,29
Gorontalo	13,5	0,01	48,1	0,04	256,30
Sulawesi Barat	4,5	0,00	4,7	0,00	4,44
Maluku	235,6	0,19	268,7	0,23	14,05
Maluku Utara	3,5	0,00	4,6	0,00	31,43
Papua Barat	24,9	0,02	5,6	0,01	-77,51
Papua	267,1	0,21	727,7	0,61	172,44
<b>TOTAL IMPOR</b>	<b>124 839,7</b>	<b>100,00</b>	<b>118 828,6</b>	<b>100,00</b>	<b>-4,82</b>

Keterangan : <sup>1)</sup> = melalui pelabuhan bongkar yang terdapat di provinsi



**I-1. IMPOR MENURUT GOLONGAN BARANG HS / IMPORT BY HS COMMODITY GROUPS**  
**A. MENURUT 21 GOLONGAN BARANG (HS) / BY 21 HS COMMODITY GROUP**  
**\*\*\* AGUSTUS/ AUGUST 2014 \*\*\***

HS	Uraian golongan barang Group description	Berat bersih / Net weight (Kg)		Nilai / Value C.I.F ( U S \$ )	
		Bulan ini	Kumulatif	Bulan ini	Kumulatif
		Current month	Cum. Jan. to date	Current month	Cum. Jan. to date
I	LIVE ANIMALS; ANIMAL PRODUCT	76 959 298	554 792 946	245 598 445	1 890 408 389
II	VEGETABLE PRODUCTS	1 131 001 712	10 323 983 081	548 481 262	4 799 653 108
III	FATS, OILS, WAXES OF ANIMAL/ VEGETABLE	7 853 073	65 246 329	15 579 596	118 408 207
IV	FOODSTUFFS, BEVERAGES, SPIRITS AND TOBACCO	833 653 660	6 566 609 763	640 433 508	4 998 719 064
V	MINERAL PRODUCTS	5 665 644 920	43 370 208 292	3 598 755 198	30 667 418 421
VI	PROD. OF CHEMICAL OR ALLIED INDUSTRIES	1 421 284 241	11 345 795 742	1 441 361 498	11 373 554 098
VII	PLASTICS, RUBBER AND ARTICLES THERE OF	343 584 019	2 787 199 625	817 277 272	6 431 017 433
VIII	RAW HIDES, SKINS, LEATHER AND ARTICLES	7 453 078	58 455 132	65 668 110	465 203 041
IX	WOOD AND ITS ARTICLES, PLAITING MATERIALS	63 034 078	584 208 923	31 345 657	256 486 408
X	PULP, PAPER AND ARTICLES THERE OF	395 266 734	2 992 552 745	264 726 443	2 105 200 576
XI	TEXTILES & TEXTILE ARTICLES	163 506 586	1 323 066 967	709 124 355	5 597 201 121
XII	FOOTWEAR, UMBRELLAS, ARTIFICIAL FLOWERS	4 454 366	45 843 989	37 459 480	309 562 902
XIII	CEMENT, PLASTER, GLASS, CERAMIC PRODUCTS	125 835 097	1 252 595 339	76 687 510	686 379 359
XIV	PEARLS & PRECIOUS/ SEMIPRECIOUS STONES	284 642	2 223 757	6 993 742	58 023 814
XV	BASE METALS AND ARTICLES THERE OF	985 985 502	10 007 656 506	1 323 664 943	11 492 006 360
XVI	MACHINERY, ELECTRIC, ELECTRONIC EQUIPMENTS	314 022 642	2 335 278 936	3 771 015 377	28 818 365 171
XVII	VEHICLES, AIRCRAFT, AND VESSELS	96 791 006	912 638 207	617 241 586	5 392 719 992
XVIII	OPTICAL, PHOTOGRAPHIC, MUSICAL INSTRUMENTS	8 912 238	66 115 857	198 847 018	1 461 938 183
XIX	ARMS AND AMMUNITION; PARTS & ACCESSORIES	610 833	903 780	214 711 176	314 389 161
XX	MISCELLANEOUS MANUFACTURED ARTICLES	23 107 685	229 403 381	97 656 994	847 608 848
XXI	WORKS OF ART, ANTIQUES SPECIAL PROVISIONS	6 940 445	77 592 971	70 607 795	744 348 174
<b>TOTAL IMPORT</b>		<b>11 676 185 855</b>	<b>94 902 372 268</b>	<b>14 793 236 965</b>	<b>118 828 611 830</b>

**I-1. IMPOR MENURUT GOLONGAN BARANG (HS) / IMPORT BY HS COMMODITY GROUPS**  
**B. MENURUT GOLONGAN BARANG 2 DIJT HS / BY COMMODITY 2 DIGITS HS**  
**\*\*\* AGUSTUS/ AUGUST 2014 \*\*\***

HS	Uraian golongan barang Group description	Berat bersih / Net weight (Kg)		Nilai / Value C.I.F ( U S \$ )	
		Bulan ini	Kumulatif	Bulan ini	Kumulatif
		Current month	Cum. Jan. to date	Current month	Cum. Jan. to date
01	Live Animals	25 763 785	154 264 407	69 530 580	426 407 700
02	Meat And Edible Meat Offal	10 290 023	71 670 726	41 607 771	302 399 867
03	Fish And Crustaceans	13 823 534	85 393 884	23 481 041	136 937 604
04	Dairy Products, Bird'S Eggs, Natural Honey	25 974 726	233 745 929	104 288 352	937 862 844
05	Products Of Animal Origin	1 107 230	9 718 000	6 690 701	86 800 374
06	Live Trees And Other Plants	57 670	682 063	53 606	971 373
07	Edible Vegetables And Certain Roots And Tubers	76 043 765	637 407 913	56 310 301	466 011 598
08	Edible Fruits And Nuts	52 110 603	374 501 128	71 861 667	530 920 016
09	Coffee, Tea, Mate, And Spices	5 729 749	59 052 906	19 083 946	123 533 620
10	Cereals	766 922 035	7 050 751 853	249 421 515	2 211 467 359
11	Products Of The Milling Industry; Malt, Starches	77 350 431	408 582 797	35 636 008	200 396 181
12	Oil Seeds, Oleaginous Fruits; Grains, Seed, Fruits	151 882 112	1 786 068 578	108 482 904	1 205 387 648
13	Lac; Gums; Resins, Other Vegetable Saps, Extracts	769 432	6 551 095	7 461 380	60 450 552
14	Vegetable Plaiting Materials; Vegetable Products	135 915	384 748	169 935	514 761
15	Animal-Vegetable Oils/ Fats, Their Cleavage Prod.	7 853 073	65 246 329	15 579 596	118 408 207
16	Preparations Of Meat/ Fish/ Crustaceans/ Molluscs	1 394 265	9 802 853	3 586 695	28 460 948
17	Sugar And Sugar Confectionery	275 962 906	2 515 060 828	126 071 812	1 200 142 230
18	Cocoa And Cocoa Preparations	9 569 876	74 589 746	33 247 245	242 651 814
19	Prep. Of Cereals, Flour, Starch, Milk, Cooks' Prod.	5 992 102	58 000 016	22 232 424	217 959 578
20	Prep. Of Vegetables, Fruits, Nuts, Part Of Plants	7 864 283	62 613 083	10 401 312	87 208 511
21	Miscellaneous Edible Preparations	15 609 351	123 531 215	58 998 117	471 051 722
22	Beverages, Spirit, And Vinegar	7 321 014	98 452 007	5 914 641	76 661 093
23	Residues And Waste From The Food Industries	499 782 454	3 548 807 233	316 400 114	2 229 674 231
24	Tobacco And Manufactured Tobacco Substitutes	10 157 409	75 752 782	63 581 148	444 908 937
25	Salts; Sulphur; Earths, Stone; Lime, Cemen	999 139 078	8 119 593 526	89 408 253	721 652 627
26	Ores, Slag, And Ash	591 288 245	2 211 859 890	53 590 667	272 902 952
27	Mineral Fuels/ Oils, Prod. Of Their Distillation	4 075 217 597	33 038 754 876	3 455 756 278	29 672 862 842
28	Inorganic Chemicals	320 711 806	2 694 488 799	152 322 599	1 215 484 569

**I-1. IM POR M ENURUT GOLONGAN BARANG (HS) / IMPORT BY HS COM M ODITY GROUPS**  
**B. M ENURUT GOLONGAN BARANG 2 DIJT HS / BY COM M ODITY 2 DIGITS HS**  
**\*\*\* AGUSTUS/ AUGUST 2014 \*\*\***

H S	Uraian golongan barang Group description	Berat bersih / Net weight (Kg)		Nilai / Value C.I.F ( U S \$ )	
		Bulan ini Current month	Kumulatif Cum. Jan. to date	Bulan ini Current month	Kumulatif Cum. Jan. to date
29	Organic Chemicals	373 712 126	3 137 204 010	583 473 309	4 725 513 557
30	Pharmaceutical Products	2 469 829	15 384 308	55 155 659	437 246 456
31	Fertilizers	583 925 248	4 326 227 015	165 457 752	1 196 057 073
32	Tanning Or Dyeing Extracts	38 958 119	308 217 834	124 869 223	924 552 591
33	Essential Oils & Resinoids; Perfumery, Cosmetic	6 802 264	72 668 916	89 249 860	702 560 871
34	Soap, Organic Surfasce-Active Agent, Lubric. Prep.	18 176 585	143 090 370	51 253 150	378 397 521
35	Albuminoidal Substances; Glues; Enzymes	16 207 677	131 538 191	36 110 895	310 724 866
36	Explosives; Pyrotechnic Prod.; Matches;	1 449 524	19 213 665	8 722 175	74 065 679
37	Photographic And Cinematographic Goods	828 784	8 829 206	4 425 250	47 433 801
38	Miscellaneous Chemical Products	58 042 279	488 933 428	170 321 626	1 361 517 114
39	Plastics And Articles Thereof	293 395 516	2 391 187 609	639 887 602	5 083 103 770
40	Rubber And Articles Thereof	50 188 503	396 012 016	177 389 670	1 347 913 663
41	Raw Hides, Skins, And Leather	5 310 541	38 492 353	52 282 884	339 444 218
42	Articles Of Leather; Saddlery, Travel Goods	2 128 766	19 893 918	11 271 217	117 541 273
43	Furskins And Artificial Fur; Manufact. Thereof	13 771	68 861	2 114 009	8 217 550
44	Wood And Articles Of Wood; Wood Charcoal	62 935 009	583 197 532	30 916 952	253 040 544
45	Cork And Articles Of Cork	56 469	541 112	370 194	2 679 091
46	Manufact. Of Straw, Plaiting Materials	42 600	470 279	58 511	766 773
47	Pulp Of Wood Or Of Fibrous Cellulosic Material	334 836 141	2 501 119 692	132 099 515	1 121 402 340
48	Paper & Paperboard; Articles Of Paper Pulp	59 689 543	486 086 081	125 399 201	916 749 565
49	Printed Books, Newspapers, Pictures	741 050	5 346 972	7 227 727	67 048 671
50	Silk	32 796	175 899	51 232	699 204
51	Wool, Fine Or Coarse Animal Hair; Woven Fabrics	374 371	3 550 753	9 003 455	74 394 634
52	Cotton	62 186 275	523 993 192	201 001 626	1 640 577 327
53	Other Vegetable Textile Fibres; Paper Yarns	809 249	16 952 360	1 347 521	18 408 785
54	Man-Made Filaments	21 452 801	165 973 972	107 864 668	844 956 154
55	Man-Made Staple Fibres	37 112 560	273 852 797	118 664 074	891 315 073
56	Wadding, Felt, And Non-Wovens	10 343 443	75 750 415	36 087 379	276 160 559
57	Carpets And Other Textile Floor Coverings	880 060	9 249 058	2 375 133	23 061 252
58	Special Woven Fabrics; Tufted Textile Fabrics	2 272 989	15 582 324	24 485 272	192 176 043
59	Impregnated, Coated, Covered Textile Fabrics	8 622 687	80 955 859	49 937 671	419 143 200
60	Knitted Or Crocheted Fabrics	14 279 035	109 879 765	122 253 992	874 630 637
61	Articles Of Apparel, Knitted Or Crocheted	1 653 446	16 775 334	13 284 418	129 477 635
62	Articles Of Apparel, Not Knitted Or Crocheted	2 071 475	16 989 199	18 412 729	172 696 546
63	Other Made Up Textile Articles; Worn Clothing	1 415 399	13 386 040	4 355 185	39 504 072
64	Footwear, Gaiters; Parts Of Such Articles	3 106 310	36 633 007	28 996 908	272 750 689
65	Headgear And Parts Thereof	144 258	1 015 125	1 126 757	9 543 251
66	Umbrellas, Seat-Sticks, Whips, Fiding Crops	943 024	5 943 812	737 003	5 973 822
67	Prepared Feathers, Artificial Flowers	260 774	2 252 045	6 598 812	21 295 140
68	Articles Of Stone, Cement, Asbestos, Mica	41 907 968	431 868 989	26 601 709	218 130 689
69	Ceramic Products	52 826 224	567 661 412	18 723 190	223 378 110
70	Glass And Glassware	31 100 905	253 064 938	31 362 611	244 870 560
71	Natural And Cultured Pearls, Precious Stones	284 642	2 223 757	6 993 742	58 023 814
72	Iron And Steel	730 575 731	8 029 592 820	565 989 284	5 553 391 575
73	Articles Of Iro And Steel	139 785 218	1 121 707 429	338 343 376	2 834 219 868
74	Cooper And Articles Thereof	17 055 103	126 557 348	117 444 963	879 852 717
75	Nickel And Articles Thereof	1 098 761	3 099 547	6 668 215	40 267 684
76	Aluminium And Articles Thereof	55 500 651	385 764 341	152 696 008	1 034 117 348
78	Lead And Articles Thereof	6 426 969	55 278 733	15 067 465	130 736 761
79	Zinc And Articles Thereof	12 110 691	92 868 664	29 660 516	211 717 857
80	Tin And Articles Thereof	99 304	1 398 072	1 876 286	15 756 997
81	Other Base Metal; Cermets; And Articles Thereof	542 731	3 103 866	9 421 575	79 429 150
82	Tools, Implements, Cutlery, Spoon & Forks	4 932 901	45 411 260	36 385 582	307 137 421
83	Miscellaneous Articles Of Base Metal	17 857 442	142 874 426	50 111 673	405 378 982
84	Nuclear Reactors, Boilers, Machinery, Parts	240 124 387	1 745 447 305	2 309 689 306	17 261 590 225
85	Electrical Machinery & Equipments	73 898 255	589 831 631	1 461 326 071	11 556 774 946
86	Railway/ Tramway Locomotive, Mechanical Traffic	7 199 246	32 173 377	14 892 381	121 540 921
87	Vehicles Other Than Railway/ Tramway, Parts	68 627 686	549 640 459	512 398 537	4 238 102 916



**I-1. IMPOR MENURUT GOLONGAN BARANG (HS) / IMPORT BY HS COMMODITY GROUPS**  
**B. MENURUT GOLONGAN BARANG 2 DIJT HS / BY COMMODITY 2 DIGITS HS**  
**\*\*\* AGUSTUS/ AUGUST 2014 \*\*\***

HS	Uraian golongan barang <i>Group description</i>	Berat bersih / <i>Net weight (Kg)</i>		Nilai / <i>Value C.I.F ( U S \$ )</i>	
		Bulan ini	Kumulatif	Bulan ini	Kumulatif
		<i>Current month</i>	<i>Cum. Jan. to date</i>	<i>Current month</i>	<i>Cum. Jan. to date</i>
88	Aircraft And Its Components	161 394	1 104 937	47 357 691	379 855 358
89	Ships, Boat, And Floating Structures	20 802 680	329 719 434	42 592 977	653 220 797
90	Optical, Photographic, Cinematographic	6 747 210	50 464 701	180 047 851	1 307 174 789
91	Clocks And Watches And Parts Thereof	372 118	3 767 586	3 488 707	38 138 455
92	Musical Instruments; Parts And Accessories	1 792 910	11 883 570	15 310 460	116 624 939
93	Arms And Ammunition; Parts And Accessories	610 833	903 780	214 711 176	314 389 161
94	Furniture, Bedding, Mattress Support, Cushion	11 722 924	130 349 305	41 411 221	401 189 294
95	Toys, Games And Sports Requisites; Parts	2 144 177	27 893 904	9 121 858	105 574 690
96	Miscellaneous Manufactured Articles	9 240 584	71 160 172	47 123 915	340 844 864
97	Works Of Arts, Collectors' Piece And Antiques	8 423	359 179	52 495	1 806 491
98	Vehicles In-Ckd And Their Components	6 932 022	77 233 792	70 555 300	742 541 683
<b>TOTAL IMPORT</b>		<b>11 676 185 855</b>	<b>94 902 372 268</b>	<b>14 793 236 965</b>	<b>118 828 611 830</b>

**I-1. IM POR M ENURUT GOLONGAN BARANG (HS) / IMPORT BY HS COM MODITY GROUPS**  
**C. M ENURUT 40 GOLONGAN BARANG (HS) TERBESAR / BY BIG 40 COM MODITIES (HS)**  
**\*\*\* AGUSTUS/ AUGUST 2014 \*\*\***

HS	Uraian golongan barang Group description	Berat bersih / Net weight (Kg)		Nilai / Value C.I.F ( U S \$ )	
		Bulan ini Current month	Kumulatif Cum. Jan. to date	Bulan ini Current month	Kumulatif Cum. Jan. to date
2709001000	Crude petroleum oil	1 341 309 665	11 094 390 269	1 128 680 304	9 441 124 422
2710121600	Other motor spirit, unleaded	1 137 936 779	8 871 751 348	1 151 412 243	9 279 397 804
2710197100	Automotive diesel fuel	413 427 179	4 507 497 229	366 604 705	4 054 169 985
8517120000	Telephones for cellular networks or for other wireless networks	1 052 560	8 857 673	204 302 848	1 989 712 982
2304009000	Oil-cake & other solid residues, from extraction of soyabean oil	341 650 617	2 564 610 436	199 933 605	1 528 013 849
2710197200	Other diesel fuel	168 172 986	1 598 713 090	150 775 770	1 460 569 959
1001991910	Wheat grains without husk, oth than seed, for human consumption	401 618 631	3 873 175 816	129 108 033	1 262 089 617
2711130000	Liquid butanes	147 700 589	1 206 255 042	124 121 207	1 108 915 110
2711120000	Liquid propane	122 932 108	1 073 578 971	103 617 545	981 764 322
1701140000	Oth cane sugar, raw, not added flavour/colour	231 746 000	2 156 345 860	101 129 599	969 587 400
1201900000	Soya beans, oth than seed, whether or not broken	125 046 118	1 564 163 932	78 812 578	947 244 060
5201000000	Cotton, not carded/combed.	52 294 672	444 509 615	109 912 929	915 773 399
2710127000	Naphtha, reformed and oth preparations of a kind used for bleed	143 028 568	933 222 218	141 680 074	908 540 836
7207121000	Slabs of iron/non alloy, cont.< 0,25% of carbon, other than square	169 877 060	1 618 237 981	90 890 542	864 311 752
2902430000	P-xylene	76 945 492	588 960 350	108 112 205	778 372 969
8542390000	Other electronic integrated circuits	560 453	3 308 624	107 939 789	749 292 914
2901210000	Ethylene	58 763 051	432 983 697	86 127 564	616 954 197
3104200000	Potassium chloride	256 804 484	1 965 420 829	86 173 187	615 508 439
2710121400	Motor spirit, of RON 90 and above, but below RON 97, unleaded	25 810 521	532 077 209	26 509 051	576 620 232
3902109020	Polypropylene in granule form	47 941 083	349 149 759	73 723 138	534 026 961
8471302000	Laptops incl notebooks and subnotebooks	840 382	6 588 296	53 604 407	497 109 864
7403110000	Refined copper for cathodes and sections of cathodes	9 656 258	69 419 379	68 896 423	495 638 754
7204490000	Other ferrous waste and scrap :	92 548 300	1 200 577 845	35 664 987	465 041 228
1005909000	Oth maize (corn), oth than seeds	150 766 813	1 824 218 409	38 355 775	462 541 208
2710198200	Aviation turbine fuel (jet fuel) having a flash point of less than 23-	42 585 648	370 056 493	45 241 403	406 619 618
0402104100	Milk & cream of fat_1,5%, in solid form, no added sugar/sweet, cor	9 901 000	86 133 695	44 388 355	403 325 578
0102291090	Live male cattle, not oxen, other than pure-bred breeding animals	22 906 512	134 324 563	61 432 649	372 584 106
8443910000	Part & accessories of print machinery used for print by component	1 096 791	7 104 262	53 623 621	368 156 191
9801202000	Vhcls of head 8704 with 5 ton < grossweight <= 24 ton, incompltly	2 938 077	37 400 412	26 946 451	363 188 464
8517709900	Other aeriels or antennae	164 506	2 001 430	12 649 998	361 315 728
8517610000	Base stations	423 994	3 317 209	78 519 899	350 557 240
3902309010	Propylene copolymers in granule	22 994 463	197 067 775	39 247 826	335 473 913
2905310000	Ethylene glycol (ethanediol)	35 556 125	307 210 998	37 650 000	328 817 588
8471309000	Oth portable digital automatic data proc mach, weigh not more th	233 783	2 128 987	32 130 991	326 120 600
8529909400	Oth printed circuit board; not assembled, for flat panel display	1 501 611	10 627 507	46 087 703	322 330 048
4703210000	Chemical wood pulp, soda, oth than dissolving grades, bleached, c	45 995 664	410 230 689	36 050 766	321 728 171
7304290010	Unfinish casetube & unworked pipe end with yield strength less th	27 764 869	212 072 642	43 634 122	318 489 453
1001991990	Other wheat, oth than seed, for human consumption	110 760 390	925 641 415	39 859 031	312 012 093
8429520000	Mach with a 360, revolving super struct, mech shovels, excavators	10 051 973	66 668 904	47 430 786	308 705 141
4702000000	Chemical wood pulp, dissolving grades.	32 536 404	323 143 555	28 947 745	298 774 748

**I-2 IM POR M ENURUT GOLONGAN BARANG SITC / IM PORT BY SITC COM M ODITY GROUPS**  
**\*\*\* AGUSTUS/ AUGUST 2014 \*\*\***

SITC	Uraian golongan barang Group description	Berat bersih / Net weight (Kg)		Nilai / Value C.I.F. (US\$)	
		Bulan ini Current month	Kumulatif Cum. Jan. to	Bulan ini Current month	Kumulatif Cum. Jan. to
<b>A. By Commodity 1 digit SITC</b>					
0	Food and Live Animals	1 815 813 417	15 239 120 690	1 218 862 441	9 715 499 396
1	Beverages and Tobacco	16 289 445	172 533 500	69 382 547	520 474 155
2	Crude Materials, Inedible	2 124 632 765	14 974 915 476	711 920 706	6 164 932 055
3	Mineral Fuels, Lubricants, etc.	4 071 856 984	33 019 019 172	3 453 668 961	29 661 040 022
4	Animal & Vegetable Oils/ Fats	6 898 133	56 534 472	12 647 961	94 769 201
5	Chemicals	1 714 441 116	13 379 836 901	2 002 210 018	15 676 040 263
6	Manufactured Goods	1 438 306 817	14 108 405 761	2 148 300 738	17 653 400 184
7	Machinery and Transportation Equipments	418 182 828	3 329 677 461	4 458 596 463	34 904 135 359
8	Miscellaneous Manufactured Articles	69 763 030	622 322 133	715 526 157	4 421 550 275
9	Special Commodities and Transaction	1 320	6 702	2 120 973	16 770 920
<b>TOTAL IM PORT</b>		<b>11 676 185 855</b>	<b>94 902 372 268</b>	<b>14 793 236 965</b>	<b>118 828 611 830</b>
<b>B. By Commodity 2 digit SITC</b>					
00	Live animal for food	25 763 785	154 264 407	69 530 580	426 407 700
01	Meat and meat preparations	10 954 118	75 860 124	43 486 747	315 672 634
02	Dairy product and eggs	26 089 067	235 582 695	104 116 839	941 012 647
03	Fish, crustaceans,molluscs and their preparations	14 534 911	90 988 546	25 170 245	152 107 270
04	Cereals and cereal preparations	790 564 465	7 235 110 584	265 173 280	2 344 185 812
05	Fruits and vegetables	136 165 400	1 079 572 768	138 794 943	1 091 750 951
06	Sugar, sugar preparations, and honey	276 179 836	2 516 676 779	127 080 672	1 206 521 483
07	Coffee, tea, cocoa, and spices	16 689 317	145 179 144	61 549 823	442 721 109
08	Feeding stuff for animals	500 272 983	3 551 121 954	316 606 870	2 230 563 242
09	Miscellaneous food preparations	18 599 535	154 763 689	67 352 442	564 556 548
11	Beverages	6 132 036	96 780 718	5 801 399	75 565 218
12	Tobacco and tobacco manufactured	10 157 409	75 752 782	63 581 148	444 908 937
21	Hides, skins and furskins	1 767 615	11 768 794	2 189 969	12 173 822
22	Oil seeds, nuts, and kernels	151 092 629	1 780 655 924	107 306 609	1 190 816 060
23	Crude rubber	29 427 419	233 269 625	63 278 894	497 576 459
24	Wood, lumber, and cork	30 232 546	244 780 642	13 060 952	91 437 571
25	Pulp and waste paper	334 836 141	2 501 119 692	132 099 515	1 121 402 340
26	Textile fibres and their waste	83 936 263	670 903 974	189 866 675	1 519 942 568
27	Crude fertilizers and crude minerals	758 476 797	5 567 065 135	76 204 936	577 962 900
28	Metalliferous ores and metal scraps	732 592 350	3 945 453 659	112 688 536	991 837 839
29	Crude animals and vegetable materials, nes	2 271 005	19 898 031	15 224 620	161 782 496
32	Coal, coke, and briquettes	327 120 621	1 457 300 224	43 403 741	219 814 108
33	Petroleum and petroleum products	3 474 021 590	29 276 410 262	3 182 250 794	27 343 245 120
34	Gas; natural and manufactured	270 714 772	2 285 305 322	227 992 469	2 097 796 116
35	Electric Current	1	3 364	21 957	184 678
41	Animal oils and fats	1 303 793	6 268 611	2 762 713	13 504 966
42	Fixed vegetable oils/fats	3 450 853	30 394 832	6 028 747	47 342 600
43	Animal vegetable oils/fats	2 143 487	19 871 029	3 856 501	33 921 635
51	Organic chemicals	370 872 759	3 147 926 103	569 200 114	4 570 929 887
52	Inorganic chemicals	291 357 208	2 315 473 145	141 284 967	1 084 335 965
53	Dyeing,tanning, and colouring materials	39 660 046	314 044 906	126 083 178	934 907 256
54	Medical and pharmaceutical products	13 307 238	37 124 896	77 976 801	653 981 822
55	Essential oils and perfumery materials	19 575 090	170 470 516	123 034 747	942 344 361
56	Manufactured fertilizers	582 442 145	4 318 872 572	164 485 921	1 190 402 475
57	Plastics in primary forms	240 181 093	1 957 430 615	457 587 424	3 671 866 009
58	Plastics in non-primary forms	32 975 696	269 342 432	98 732 026	737 113 721
59	Chemical materials and its products, nes	124 069 841	849 151 716	243 824 840	1 890 158 767
61	Leather, leather med, nes	3 559 322	26 976 818	50 805 050	332 484 264
62	Rubber manufactured, nes	20 479 674	160 655 149	112 745 486	838 636 159
63	Wood and cork manufactured	32 758 932	338 958 002	18 226 194	164 282 064
64	Paper, paperboard, and manufactured thereof	58 890 858	478 844 026	113 438 727	825 754 756
65	Textile yarns, fabrics, and their products	76 577 572	628 485 601	488 859 026	3 788 400 617
66	Non metallic minerals manufactured	375 444 994	3 851 563 724	95 505 813	860 274 307
67	Iron and steel	708 895 305	7 354 755 371	677 829 521	6 317 383 602
68	Non ferrous metals	83 705 767	589 672 365	299 390 907	2 121 716 752
69	Manufactured of metal, nes	77 994 393	678 494 705	291 500 014	2 404 467 663
71	Power generating machine and equipments	43 449 945	353 291 744	394 316 711	2 997 857 814
72	Machinery specialized for particular industry	75 032 392	552 868 590	753 456 071	5 232 431 966
73	Metalworking machinery	13 922 879	108 978 795	145 264 092	1 096 312 419

**I-2 IM POR M ENURUT GOLONGAN BARANG SITC / IM PORT BY SITC COM M ODITY GROUPS**  
**\*\*\* AGUSTUS/ AUGUST 2014 \*\*\***

SITC	Uraian golongan barang Group description	Berat bersih / Net weight (Kg)		Nilai / Value C.I.F. (US\$)	
		Bulan ini Current month	Kumulatif Cum. Jan. to	Bulan ini Current month	Kumulatif Cum. Jan. to
74	General industrial machinery and equipments	111 622 648	781 717 573	894 019 049	6 702 015 452
75	Office machinery and automatic data processing	7 168 341	55 060 172	237 895 146	2 123 339 015
76	Telecommunication and reproducers apparatus	12 294 757	97 994 810	555 552 520	4 914 707 895
77	Electrical machinery and apparatus	52 268 291	398 230 099	796 763 177	5 786 143 006
78	Road vehicles	75 003 578	621 544 701	580 689 001	4 913 831 865
79	Other transportation equipments	27 419 997	359 990 977	100 640 696	1 137 495 927
81	Sanitary, plumbing, and fittings	6 334 193	64 860 928	20 732 854	199 432 380
82	Furniture	6 887 642	84 652 305	21 934 655	234 096 278
83	Traveling goods	2 015 808	18 300 722	10 190 482	108 072 854
84	Clothing	7 885 110	65 448 185	51 123 035	449 815 060
85	Footwear	3 106 310	36 633 007	28 996 908	272 750 689
87	Professional, scientific, and contractor instruments	6 154 411	44 862 172	147 513 430	1 037 887 564
88	Photographic apparatus, equipments and optics	1 832 733	18 450 432	24 623 884	223 654 488
89	Miscellaneous manufactured articles	35 546 823	289 114 382	410 410 909	1 895 840 962
96	Coin; not being legal tender	865	925	3 600	3 731
97	Gold; non monetary	455	5 777	2 117 373	16 767 189
<b>TOTAL IMPORT</b>		<b>11 676 185 855</b>	<b>94 902 372 268</b>	<b>14 793 236 965</b>	<b>118 828 611 830</b>
<b>C. By Commodity 3 digit SITC</b>					
001	Live Animals Other Than Fish	25 763 785	154 264 407	69 530 580	426 407 700
011	Meat Of Bovine Animals Fresh, Chilled Or Frozen	7 211 632	51 578 536	32 428 692	241 739 913
012	Other Meat, Other Edible Meat Offal, Fresh, Chilled Or Frozen	3 067 751	20 036 770	9 089 238	60 170 364
016	Meat And Edible Meat Offal, Salted, Dried, Edible Flour Of Meat	10 640	55 420	89 841	489 590
017	Meat And Edible Meat Offal, Prepared Or Preserved	664 095	4 189 398	1 878 976	13 272 767
022	Milk,cream, And Milk Products Other Than Butter Or Cheese	22 628 370	207 610 498	86 764 295	800 439 826
023	Butter And Other Fats From Milk	1 714 144	14 515 211	8 355 240	71 952 451
024	Cheese And Curds	1 658 853	12 301 051	8 542 693	61 939 135
025	Eggs, Birds, And Egg Yolks; Fresh, Dried Or Otherwise Preserved	87 700	1 155 935	454 611	6 681 235
034	Fish, Fresh, Chilled Or Frozen	12 422 680	77 120 533	13 261 362	85 930 444
035	Fish, Dried Salted Or In Brine; Smoked Fish	17 412	98 475	82 494	973 233
036	Crustaceans, Molluscs, And Aquatic Invertebrates	1 383 442	8 174 876	10 137 185	50 033 927
037	Fish, Crustaceans, Molluscs, And Other Aquatic Invertebrates; Prej	711 377	5 594 662	1 689 204	15 169 666
041	Wheat And Meslin, Unmilled	540 252 143	4 935 954 694	177 190 175	1 614 925 646
042	Rice	73 690 784	259 108 280	32 236 383	112 544 205
044	Maize, Unmilled	150 956 842	1 827 563 157	38 894 661	468 756 527
045	Cereals, Unmilled	2 022 266	28 125 722	1 100 296	15 240 981
046	Meal And Flour Of Wheat And Flour Of Meslin	17 083 279	133 382 803	6 401 841	51 055 503
047	Other Cereal Meals And Flours	80 940	414 305	22 252	269 060
048	Cereal Preparations And Preparations Of Flours/starchs Of Fruit	6 478 211	50 561 623	9 327 672	81 393 890
054	Vegetables, Fresh, Chilled, Frozen Or Simply Preserved	75 518 806	629 703 296	55 051 015	446 579 892
056	Vegetables, Roots And Tubers, Prepared Or Preserved Nes	3 460 564	46 200 243	5 145 636	70 074 872
057	Fruit And Nut; Fresh Or Dried	52 027 198	373 838 358	71 645 285	529 274 824
058	Fruits, Preserved And Preparations	3 035 184	20 464 551	3 912 593	27 793 132
059	Fruit And Vegetable Juices	2 123 648	9 366 320	3 040 414	18 028 231
061	Sugar, Molasses, And Honey	275 204 845	2 507 750 407	123 347 798	1 173 747 605
062	Sugar Confectionery	974 991	8 926 372	3 732 874	32 773 878
071	Coffee And Coffee Substitutes	1 937 266	27 772 209	9 928 187	107 759 248
072	Cocoa	8 448 401	64 261 729	26 461 383	194 445 591
073	Chocolate And Other Food Preparations Containing Cocoa	1 121 475	10 328 017	6 785 862	48 206 223
074	Tea And Mate	1 100 025	11 491 275	2 982 758	25 631 562
075	Spices	4 082 150	31 325 914	15 391 633	66 678 485
081	Feeding Stuff For Animals	500 272 983	3 551 121 954	316 606 870	2 230 563 242
091	Margarine And Shortening	951 530	8 673 286	2 919 232	23 466 519
098	Edible Products And Preparations	17 648 005	146 090 403	64 433 210	541 090 029
111	Non-alcoholic Beverages, Nes	6 068 329	95 917 459	5 201 376	68 502 121
112	Alcoholic Beverages	63 707	863 259	600 023	7 063 097
121	Tobacco, Unmanufactured And Refused	8 229 085	64 382 074	52 574 860	372 208 813
122	Tobacco, Manufactured	1 928 324	11 370 708	11 006 288	72 700 124
211	Hides And Skins, Raw	1 766 467	11 766 984	1 869 736	11 509 363
212	Furskins, Raw	1 148	1 810	320 233	664 459
222	Oil Seeds Use For Extraction Ofsoft Fixed Vegetable Oils	150 695 350	1 777 519 514	106 687 980	1 185 308 692
223	Oil Seeds Use For Extraction Of Other Fixed Vegetable Oils	397 279	3 136 410	618 629	5 507 368
231	Natural Rubber Latex;natural Rubber And Similar Natural Gums	3 189 934	19 131 548	5 270 440	34 692 470

**I-2 IM POR M ENURUT GOLONGAN BARANG SITC / IM PORT BY SITC COM M ODITY GROUPS**  
**\*\*\* AGUSTUS/ AUGUST 2014 \*\*\***

SITC	Uraian golongan barang Group description	Berat bersih / Net weight (Kg)		Nilai / Value C.I.F. (US\$)	
		Bulan ini	Kumulatif	Bulan ini	Kumulatif
		Current month	Cum. Jan. to	Current month	Cum. Jan. to
232	Synthetic Rubber Latex, Synthetic/ reclaimed Rubber	26 237 485	214 138 077	58 008 454	462 883 989
244	Cork,natural,raw And Waste	4 688	38 797	36 207	160 583
245	Fuel Wood And Wood Charcoal	1 420	96 930	20 427	125 183
246	Wood In Chips Or Particles And Waste	1 800 457	11 611 000	529 397	3 693 526
247	Wood In The Rough Or Roughly Squared	17 329 487	145 947 819	2 282 108	16 588 050
248	Wood, simply Worked And Railway Sleeper Of Wood	11 096 494	87 086 096	10 192 813	70 870 229
251	Pulp And Waste Paper	334 836 141	2 501 119 692	132 099 515	1 121 402 340
261	Silk	1	1 865	1 845	23 607
263	Cotton	52 310 502	444 776 919	110 046 715	916 625 278
264	Jute And Other Textile Bast Fibres	129 200	827 795	161 170	976 706
265	Vegetable Textile Fibres,raw Or Processed;waste Of These Fibres	186 000	1 427 995	269 900	2 151 827
266	Synthetic Fibres Suitable For Spinning	20 741 262	144 137 583	44 823 998	325 788 040
267	Other Man-made Fibres Suitable For Spinning And Waste	10 470 507	78 860 947	33 662 892	265 789 216
268	Wool And Other Animal Hair	98 785	770 075	900 111	8 541 909
269	Old Clothing And Other Old Textile Articles; Rags	6	100 795	44	45 985
272	Fertilizers, Crude	99 402 634	836 840 666	15 427 297	119 160 526
273	Stone, Sand And Gravel	302 806 203	1 920 156 267	13 565 047	91 069 429
274	Sulphur And Unroasted Iron Pyrites	27 682 359	240 393 983	5 597 689	48 180 631
277	Natural Abrasives	2 700 012	13 841 795	1 354 813	6 460 850
278	Other Crude Minerals	325 885 589	2 555 832 424	40 260 090	313 091 464
281	Iron Ore And Concentrates	588 989 310	2 148 696 485	51 349 651	232 374 664
282	Waste And Scrap Metal Of Iron/ steel	108 090 906	1 317 995 250	41 417 547	508 583 947
283	Copper Ores And Concentrates	0	10 326 004	0	23 398 210
284	Nickel Ores And Concentrates	1	8 209	1	16 278
285	Aluminium Ores And Concentrates	29 394 534	379 277 501	11 064 019	131 328 920
287	Ores And Concentrates Of Basemetals	2 258 598	52 749 565	2 088 225	20 061 819
288	Non-ferrous Base Metal Waste And Scraps	3 858 801	36 399 415	6 644 093	75 794 002
289	Ores And Concentrates Of Precious Metals; Waste,scraps	200	1 230	125 000	279 999
291	Crude Animal Materials	1 107 230	9 718 000	6 690 701	86 800 374
292	Crude Vegetable Materials	1 163 775	10 180 031	8 533 919	74 982 122
321	Coals, Pulverized Or Not	292 157 726	1 315 920 814	35 223 909	182 226 486
322	Briquettes, Lignite And Peat	370 084	2 484 772	89 896	839 419
325	Coke And Semi Coke Of Coal/ lignite/ peat	34 592 811	138 894 638	8 089 936	36 748 203
333	Petroleum Oil, Crude	1 341 309 665	11 094 464 277	1 128 680 304	9 441 233 282
334	Petroleum Products, Refined	2 024 319 667	17 534 669 426	1 984 100 271	17 479 381 402
335	Residual Petroleum Products, And Related Materials	108 392 258	647 276 559	69 470 219	422 630 436
342	Liquefied Propane And Butane	270 632 697	2 279 834 013	227 738 752	2 090 679 432
343	Natural Gas, Liquefied Or Not	41	110	131	575
344	Petroleum Gases And Other Gas	81 529	5 466 106	238 156	7 087 462
345	Coal Gas, Water Gas And Similar Gas	505	5 093	15 430	28 647
351	Electric Currents	1	3 364	21 957	184 678
411	Animal Oils And Fats	1 303 793	6 268 611	2 762 713	13 504 966
421	Fixed Vegetable Fats And Oils Soft,crude,refined Or Fractioned	2 907 508	26 189 667	4 998 271	39 456 851
422	Fixed Vegetable Fats And Oils Solid,crude,refined Or Fractioned	543 345	4 205 165	1 030 476	7 885 749
431	Animal And Vegetable Oil; Fat Processed And Their Wax	2 143 487	19 871 029	3 856 501	33 921 635
511	Hydrocarbon And Their Halogenated, Nitrated Derivatives	205 582 474	1 575 889 192	285 993 517	2 114 870 376
512	Alcohols,phenols,phenol-alcohols And Their Halogenated	77 937 344	865 220 851	80 063 342	742 469 562
513	Carboxylic Acids,and Their Anhydrides,halides,peroxides	40 933 503	323 015 224	60 664 395	493 695 419
514	Nitrogen-function Compounds	20 849 104	160 452 650	51 693 065	417 653 356
515	Organo-inorganic And Heterocyclic Compounds	14 590 997	124 327 482	66 657 238	570 872 334
516	Other Organic Chemicals	10 979 337	99 020 704	24 128 557	231 368 840
522	Inorganic Chemical Elements, Oxides And Halogen Salts	92 673 142	1 040 192 178	70 241 954	600 131 770
523	Metallicsalts And Peroxysalts	194 454 528	1 251 503 252	67 091 100	454 548 611
524	Other Inorganic Chemicals;chemical Compound Of Precious Metal	4 204 314	23 587 381	3 592 802	23 705 024
525	Radioactive And Associated Materials	25 224	190 334	359 111	5 950 560
531	Synthetic Organic; Colouring Matter	8 024 202	55 401 207	46 218 413	342 853 650
532	Dyeing/ tanning Extracts And Synthetic Tanning Materials	555 043	4 892 908	1 220 327	11 211 359
533	Pigments, Paints, Varnishes, And Related Materials	31 080 801	253 750 791	78 644 438	580 842 247
541	Medicinal And Pharmaceutical Products	11 120 968	23 248 818	36 261 661	335 393 735
542	Medicaments, Including Veterinary Medicaments	2 186 270	13 876 078	41 715 140	318 588 087
551	Essential Oils, Perfumes, And Flavour Materials	3 178 207	26 969 159	51 146 753	384 399 736
553	Perfumery, Cosmetics, And Toilet Preparations	3 624 057	45 699 757	38 103 107	318 161 135
554	Soap,cleansing And Polishing Preparations	12 772 826	97 801 600	33 784 887	239 783 490
562	Fertilizers, Manufactured	582 442 145	4 318 872 572	164 485 921	1 190 402 475

I-2 IM POR M ENURUT GOLONGAN BARANG SITC / IM PORT BY SITC COM M ODITY GROUPS  
 \*\*\* AGUSTUS/ AUGUST 2014 \*\*\*

SITC	Uraian golongan barang Group description	Berat bersih / Net weight (Kg)		Nilai / Value C.I.F. (US\$)	
		Bulan ini	Kumulatif	Bulan ini	Kumulatif
		Current month	Cum. Jan. to	Current month	Cum. Jan. to
571	Polymers Of Ethylene In Primary Forms	65 429 150	566 200 655	110 827 295	945 989 117
572	Polimers Of Styrene In Primary Forms	16 451 268	136 854 142	37 111 810	301 123 768
573	Polimers Of Vinyl Chloride In Primary Forms	7 008 598	66 242 924	10 343 361	108 751 740
574	Poliacetals And Polycarbons In Primary Forms	31 763 005	262 868 489	69 860 278	549 544 891
575	Other Plastics In Primary Forms	111 219 083	856 054 668	225 246 524	1 731 241 020
579	Waste And Scrap Of Plastics	8 309 989	69 209 737	4 198 156	35 215 473
581	Tubes, Pipes, And Hoses Of Plastics	2 349 445	18 440 484	11 678 997	91 443 104
582	Plates, Sheets, And Film Of Plastics	29 934 269	247 019 350	84 683 479	632 499 718
583	Monofilament And Rod Of Plastics	691 982	3 882 598	2 369 550	13 170 899
591	Disinfectants, Insecticides, And Fungicides Put In Forms	4 935 022	51 953 471	24 124 195	285 418 206
592	Starches, Inulin, And Wheat Glutenal Buminoidal Substances; Glues	68 947 846	366 442 046	60 411 427	414 902 930
593	Explosive And Pyrotechnic Products	1 418 697	19 096 957	8 509 772	72 960 017
597	Additive For Mineral Oils	9 475 172	75 850 404	35 409 549	270 567 002
598	Miscellaneous Chemical Products	39 293 104	335 808 785	115 369 897	846 307 288
599	Residuall Products Of The Chemical Or Allied Industries, N.e.s	0	53	0	3 324
611	Leathers	3 544 074	26 725 369	50 413 148	327 934 855
612	Manufactures And Composition Leathers	14 429	224 224	374 565	2 863 521
613	Furskins, Tanned Or Dressed	819	27 225	17 337	1 685 888
621	Materials Of Rubber	3 680 027	28 867 133	26 629 178	188 676 785
625	Rubber Tyre,tyre Cases,tyre Treads,inner Tubes, And Tyre Flaps	12 289 993	98 525 045	47 252 158	356 659 580
629	Articles Of Rubbers	4 509 654	33 262 971	38 864 150	293 299 794
633	Cork Manufactures	51 781	502 315	333 987	2 518 508
634	Veneers,plywood,improved/reconstituted Wood Worked	31 292 051	325 571 325	15 660 327	136 962 272
635	Wood Manufactures	1 415 100	12 884 362	2 231 880	24 801 284
641	Papers And Paperboards	48 205 954	403 466 271	78 127 574	564 437 273
642	Paper And Paperboard Cut To Size/ shape And Article Of Papers	10 684 904	75 377 755	35 311 153	261 317 483
651	Textile Yarns	18 585 493	160 527 972	60 787 830	477 638 483
652	Cotton Fabrics, Woven	7 601 597	61 170 858	81 317 553	657 845 654
653	Fabrics, Woven, Of Man-made Fibres	12 244 438	98 205 851	102 136 900	794 024 783
654	Textile Fabrics, Woven, Other Than Of Cotton Or Man-made Fibre:	425 434	4 960 880	6 454 669	52 237 913
655	Knitted Or Crochetted Fabrics	14 279 035	109 879 765	122 253 992	874 630 637
656	Tulle,lace,embroidery,ribbons,trimmings And Other Small Wares	1 783 017	14 604 784	22 742 249	172 040 569
657	Special Yarns,textile Fabrics	19 362 800	156 562 067	86 453 741	697 139 578
658	Made-up Articles, Wholly/chiefly Of Textile Materials	1 413 494	13 293 974	4 311 184	39 542 521
659	Floor Coverings	882 264	9 279 450	2 400 908	23 300 479
661	Lime,cement And Fabricated Construction Materials	256 410 933	2 800 766 679	21 289 071	209 399 453
662	Clay And Refractory Construction Materials	54 735 736	570 168 582	18 754 491	212 195 130
663	Mineral Manufactures	33 368 586	227 441 186	25 090 171	200 298 849
664	Glass	17 783 531	136 268 672	18 477 058	134 561 545
665	Glassware	12 617 566	107 011 250	11 661 008	97 828 398
666	Pottery	526 236	9 880 356	172 581	4 123 435
667	Pearl, Precious And Semi Precious Stones	2 406	26 999	61 433	1 867 497
671	Pig Iron,spiegeleisen,sponge Iron, And Ferro-alloys	11 257 972	95 974 502	13 073 349	99 775 892
672	Ingots And Other Iron/steel In Primary Forms	220 841 342	2 340 924 858	125 115 278	1 310 666 333
673	Flat Rolled Products, Not Clad	204 278 667	1 781 085 698	146 200 687	1 283 674 071
674	Flat Rolled Products, Clad Or Plated	63 087 958	683 008 739	67 785 000	661 994 345
675	Flat Rolled Products And Alloy Steels	45 042 824	503 894 582	69 025 347	609 812 382
676	Iron/steel Bars, Rods, Angels, Shaped And Sections	61 672 613	1 199 995 570	85 644 747	939 696 593
677	Rail/railway And Tractor Construction Of Iron/steel Materials	14 349 374	26 883 257	14 220 879	32 288 338
678	Wire Of Iron/steel	16 719 853	120 301 423	19 113 937	151 777 201
679	Tubes, Pipes, Hollow Profile, Pipe Fitting Of Iron/steel	71 644 702	602 686 742	137 650 297	1 227 698 447
681	Silver, Platinum, And Other Metal Of The Platinum Groups	29 578	263 164	1 837 585	15 199 054
682	Copper	16 441 509	117 749 698	111 167 160	810 607 098
683	Nickel	1 049 122	2 505 643	5 375 249	32 621 391
684	Aluminium	47 638 980	321 133 174	127 349 928	854 582 637
685	Lead	6 262 242	54 777 224	14 661 315	127 252 309
686	Zinc	11 757 403	90 582 809	29 016 312	205 994 016
687	Tin	88 209	622 451	1 806 160	14 240 079
689	Miscellaneous Non-ferrous Basemetals Employed In Metallurgy	438 724	2 038 202	8 177 198	61 220 168
691	Sructuctures And Parts Of Iron/steel Or Aluminium	13 383 733	148 000 222	25 512 138	339 348 885
692	Metal Containers For Storage And Transportations	4 652 589	32 618 536	18 491 700	136 391 130
693	Wire Products And Fencing Grills	6 330 512	53 294 263	11 750 368	101 361 567
694	Nails, Screws, Nuts, Bolts, Rivets Of Iron/steel Or Copper	13 683 620	104 628 788	71 765 902	497 321 578
695	Tools For Used In The Hand Or In Machines	3 822 809	35 837 174	32 837 628	272 196 184

**I-2 IM POR M ENURUT GOLONGAN BARANG SITC / IM PORT BY SITC COM M ODITY GROUPS**  
**\*\*\* AGUSTUS/ AUGUST 2014 \*\*\***

SITC	Uraian golongan barang Group description	Berat bersih / Net weight (Kg)		Nilai / Value C.I.F. (US\$)	
		Bulan ini	Kumulatif	Bulan ini	Kumulatif
		Current month	Cum. Jan. to	Current month	Cum. Jan. to
696	Cutlery	1 007 722	8 579 744	3 447 878	33 894 421
697	Household Equipment Of Base Metals	4 284 267	36 669 139	9 855 876	80 659 431
699	Manufactures Of Base Metals	30 829 141	258 866 839	117 838 524	943 294 467
711	Steam And Other Vapour Generating Boilers And Parts	14 399 947	95 071 294	114 320 920	520 858 865
712	Steam Or Other Generating Boilers And Parts	1 941 578	20 590 997	15 397 402	230 116 265
713	Internal Combustion Piston Engines And Parts	13 625 890	117 910 624	127 992 200	1 119 903 498
714	Engines And Motors, Non-electric And Parts	584 132	4 412 254	26 036 805	226 618 075
716	Rotating Electric Plants And Parts	10 955 066	105 443 340	86 325 475	782 432 435
718	Other Power Generating Machines And Parts	1 943 332	9 863 235	24 243 909	117 928 676
721	Agricultural Machinery And Parts	3 271 786	26 528 353	18 316 437	172 289 271
722	Tractors	879 085	4 626 173	5 353 398	29 945 028
723	Civil Engineering And Contractor Plants And Equipments/parts	31 989 524	212 281 957	206 250 140	1 379 565 785
724	Textile/leather Machinery And Parts	8 650 911	64 020 880	88 985 159	620 288 388
725	Papermill/pulpmill Machinery And Paper Cutting Machines	2 422 562	20 931 222	48 853 900	322 792 318
726	Printing/book Binding Machinery And Parts	2 070 230	14 449 930	78 355 444	490 322 460
727	Food Processing Machines And Parts	2 782 177	43 751 769	47 625 290	347 332 992
728	Other Machines And Equipment Specialized For Particular Industry	22 966 117	166 278 306	259 716 303	1 869 895 724
731	Machine Tools By Removing Metal	3 051 603	21 815 954	41 368 380	343 552 074
733	Machine Tool For Working Metals	3 437 900	44 216 552	28 723 224	368 633 542
735	Parts Of Machine Tools	936 065	5 406 789	18 555 408	107 899 008
737	Metalworking Machinery And Parts	6 497 311	37 539 500	56 617 080	276 227 795
741	Heating And Cooling Equipments And Parts	32 562 978	187 012 761	190 457 836	1 318 488 459
742	Pumps For Liquid And Parts	7 731 818	57 136 407	83 184 668	655 578 106
743	Pumps, Compressors, Fans, Blowers, Centrifuges, And Parts	14 282 019	121 373 585	115 285 373	1 069 451 388
744	Mechanical Handling Equipments And Parts	27 471 958	178 618 660	144 730 932	964 522 963
745	Other Non-electical Machinery, Tools, And Mechanical Apparatus	3 748 209	36 958 712	89 643 630	614 291 957
746	Ball Or Roller Bearings	4 754 459	40 246 157	41 196 160	330 591 579
747	Taps, Cocks, And Valves For Pipes	6 521 916	49 524 313	86 163 354	673 920 451
748	Transmission Shafts And Cranks	10 130 397	79 093 998	78 286 147	630 500 151
749	Non-electric Parts And Accessories Of Machineries	4 418 894	31 752 980	65 070 949	444 670 398
751	Office Machines	3 690 348	25 139 736	50 654 028	426 015 368
752	Automatic Data Processing Machines And Their Units	2 589 877	22 486 292	155 098 543	1 411 462 680
759	Parts And Accessories For Machine Of Heading 751 Or 752	888 116	7 434 144	32 142 575	285 860 967
761	Television Receivers	1 063 483	9 517 589	21 401 129	195 276 890
762	Radio Broadcast Receivers	229 777	1 552 826	5 775 316	50 238 556
763	Sound Recorders Or Reproducers	188 158	1 578 172	3 749 088	27 625 201
764	Telecommunication Equipments And Parts	10 813 339	85 346 223	524 626 987	4 641 567 248
771	Electric Power Machinery And Parts	4 155 282	37 878 738	43 643 387	396 328 175
772	Electrical Apparatus For Making And Breaking Electrical Circuits	9 078 997	72 283 597	226 132 630	1 668 992 251
773	Equipment For Distributing Electricity	11 595 626	79 619 337	123 957 876	663 344 077
774	Electrical Apparatus For Medical Purposes And Radiological Appar.	144 786	751 054	10 260 065	57 864 143
775	Household Type, Electrical/ non-electrical Equipments	8 212 966	66 017 617	38 254 972	318 364 479
776	Thermionic, Cold Cathode, And Photo Cathode Valves/tubes	2 114 862	16 343 040	191 279 829	1 380 426 299
778	Electrical Machinery And Apparatus	16 965 772	125 336 716	163 234 418	1 300 823 582
781	Passenger Motor Cars	11 527 218	107 396 494	127 901 548	1 151 387 772
782	Motor Vehicle For The Transportation Of Goods	14 306 869	132 055 819	124 608 657	1 186 514 149
783	Road Motor Vehicles	1 369 084	11 492 202	14 055 037	105 862 860
784	Parts And Accessories Of The Motor Vehicles	24 386 199	197 760 572	250 737 957	1 933 068 866
785	Motorcycles, Scooters, And Other Cycles Motorized/non Motorize	20 524 352	151 173 000	54 679 085	474 010 050
786	Trailers And Other Vehicles, Not Motorized	2 889 856	21 666 614	8 706 717	62 988 168
791	Railway Vehicles And Associated Equipments	6 455 977	29 170 023	10 690 583	106 573 417
792	Aircraft And Associated Equipments And Parts	161 340	1 101 520	47 357 136	377 701 713
793	Ships, Boats, And Floating Structures	20 802 680	329 719 434	42 592 977	653 220 797
811	Prefabricated Buildings	3 204 681	32 831 727	6 851 645	70 768 375
812	Sanitary, Plumbing, Heating, And Lighting Fixtures/fittings	504 129	10 600 714	1 156 339	18 748 252
813	Lighting Fixtures And Fittings	2 625 383	21 428 487	12 724 870	109 915 753
821	Furnitures And Parts	6 887 642	84 652 305	21 934 655	234 096 278
831	Travel Goods	2 015 808	18 300 722	10 190 482	108 072 854
841	Men's Coats/jackets, Not Knitted	200 359	2 813 132	4 378 740	45 399 725
842	Women's Coats/jacket, Not Knitted	442 308	4 659 174	7 331 703	67 301 411
843	Men's Coats/jackets, Knitted	104 454	1 118 790	1 396 742	16 594 967
844	Women's Coats/jackets, Knitted	1 037 795	10 212 124	3 474 342	36 082 133
845	Articles Of Apparel	1 309 231	10 417 497	11 318 311	99 371 934
846	Clothing Accessories Of Textiles Fabrics	630 774	4 557 869	3 797 309	37 459 840

**I-2 IM POR M ENURUT GOLONGAN BARANG SITC / IM PORT BY SITC COM M ODITY GROUPS**  
**\*\*\* AGUSTUS/ AUGUST 2014 \*\*\***

SITC	Uraian golongan barang <i>Group description</i>	Berat bersih / Net weight (Kg)		Nilai / Value C.I.F. (US\$)	
		<i>Bulan ini</i> <i>Current month</i>	<i>Kumulatif</i> <i>Cum. Jan. to</i>	<i>Bulan ini</i> <i>Current month</i>	<i>Kumulatif</i> <i>Cum. Jan. to</i>
848	Articles Of Apparel And Clothing Accessories Of Other Than Textile	4 160 189	31 669 599	19 425 888	147 605 050
851	Footwears	3 106 310	36 633 007	28 996 908	272 750 689
871	Optical Instrument And Apparatus	172 595	1 074 101	4 056 164	52 425 073
872	Medical Instruments And Appliances	2 253 934	13 725 977	25 243 561	161 372 316
873	Meters And Counters	750 045	6 144 143	17 893 903	124 618 186
874	Measuring, Checking, Analysing, And Controlling Instrument And A	2 977 837	23 917 951	100 319 802	699 471 989
881	Photographic Apparatus And Equipments	186 257	1 660 003	1 991 865	21 503 127
882	Photographic And Chinematographic Supplies	828 640	8 828 031	4 411 824	47 341 677
883	Cinematograph Film, Exposed And Developed	144	1 175	13 426	92 124
884	Optical Goods	445 574	4 193 637	14 718 062	116 579 105
885	Watches And Clocks	372 118	3 767 586	3 488 707	38 138 455
891	Arms And Ammunitions	678 888	1 354 985	215 105 476	346 052 307
892	Printed Matter	1 539 735	12 589 027	19 188 201	158 043 480
893	Article Of Plastics	19 419 254	159 081 502	79 971 094	643 363 300
894	Baby Carriages, Toys, Games, And Sporting Goods	2 386 545	30 043 812	9 713 407	112 026 104
895	Office And Stationery Supplies	2 675 867	22 251 827	9 923 003	72 353 846
896	Works Of Art, Collectors Pieces And Antiques	8 423	359 179	52 495	1 806 491
897	Jewellery, Goldsmith, Silversmith Wares, And Other Articles	251 113	1 924 759	2 857 743	23 584 941
898	Musical Instrument And Parts/ accessories	2 011 435	13 737 635	27 681 456	206 032 520
899	Other Miscellaneous Manufactured Articles	6 575 563	47 771 656	45 918 034	332 577 973
961	Coin Not Being Legal Tender	865	925	3 600	3 731
971	Gold, Non-monetary	455	5 777	2 117 373	16 767 189
<b>rand Total</b>		<b>11 676 185 855</b>	<b>94 902 372 268</b>	<b>14 793 236 965</b>	<b>118 828 611 830</b>



**I.3. IM POR M ENURUT KOM ODITI / IM PORT BY HS COM M ODITY**  
**\*\*\* AGUSTUS/ AUGUST 2014 \*\*\***

H S	Uraian Komoditi Commodity Description	Berat Bersih / Net Weight (Kg)		Nilai / Value C.I.F (US\$)	
		Bulan ini Current Month	Kumulatif Cum.Jan. to date	Bulan ini Current Month	Kumulatif Cum.Jan. to date
0102210000	Live cattle, pure-bred breeding animals	592 200	888 600	2 092 440	3 721 646
0102291090	Live male cattle, not oxen, other than pure-bred breeding animals	22 906 512	134 324 563	61 432 649	372 584 106
0102299000	Live cattle not male, other than pure-bred breeding animals	2 264 316	19 038 566	5 991 143	49 945 219
0102901000	Other live bovine animal, pure-bred breeding animals	0	800	0	27 011
0103100000	Live swine, pure-bred breeding animals	0	62	0	14 592
0105119000	Live fowls spec Gallus domesticus, weight <=185g, oth than breedin	0	302	0	5 140
0106190000	Other live mammals	0	200	0	3 914
0106200000	Live reptiles(including snakes and turtles)	0	1 167	0	9 699
0106330000	Live ostriches; emus(Dromalul novaehollandiae)	0	68	0	481
0106390000	Other live birds	617	9 446	4 298	72 227
0106900000	Other live animals	140	633	10 050	23 665
0201200000	Other cuts with bone in of bovine animals, fresh or chilled	8 947	20 799	93 747	228 899
0201300000	Boneless of bovine animals, fresh orchilled	383 901	3 445 934	2 480 323	21 176 441
0202200000	Other cuts with bone in of bovine animals, frozen	1 175 169	7 714 913	3 185 393	24 563 434
0202300000	Boneless of bovine animals, frozen	5 643 615	40 396 890	26 669 229	195 771 139
0203190000	Other meat of swine, fresh or chilled	0	7	0	209
0203220000	Hams, shoulders and cuts thereof of swine with bone in, frozen	0	8 883	0	51 344
0203290000	Other meat of swine, frozen	44 765	141 427	181 250	752 098
0204220000	Other cuts of sheep, with bone in, fresh or chilled	3 636	34 227	39 010	319 604
0204230000	Boneless meat of sheep, fresh or chilled	310	6 994	4 290	79 098
0204300000	Carcasses and half-carcasses of lamb, frozen	5 011	58 168	27 263	326 212
0204410000	Carcasses and half-carcasses of sheep, frozen	6 202	141 299	26 977	689 934
0204420000	Other cuts of sheep with bone in, frozen	6 302	191 073	58 426	1 144 456
0204430000	Boneless meat of sheep, frozen	8 855	67 048	84 498	547 914
0204500000	Meat of goats, fresh, chilled or frozen	32 786	539 705	146 518	2 532 653
0205000000	Meat of horses, asses, mules or hinnies, fresh, chilled or frozen	0	15 200	0	25 088
0206100000	Edible offal of bovine animals, fresh orchilled	0	56 806	0	173 670
0206210000	Tongue of bovine animals, frozen	996 401	5 167 375	3 101 965	15 592 774
0206220000	Livers of bovine animals, frozen	193 183	1 283 845	412 307	2 658 252
0206290000	Other edible offal of bovine animals, frozen	1 676 934	11 843 970	4 808 124	34 296 545
0207149900	Cuts& offal of fowl spc Gallus domstcs, not mechnicly debond/sepr	0	100	0	1 684
0207420000	Meat and edible offal of ducks, not cutin pieces, frozen	89 156	427 427	176 507	844 077
0208500000	Meat& edible meat offal of reptile(incl.snake&turtles), fresh, chilld/r	0	8 000	0	6 000
0208901000	Frogs' legs fresh, chilled or frozen	4 210	4 210	22 103	22 103
0208909000	Meat & edible meat offal of other animal fresh, chilled or frozen	0	41 006	0	106 649
0210999000	Oth meat & edible, incl. frours & meal salted, in brine, dried or sm	10 640	55 420	89 841	489 590
0301119100	Koi carp (Cyprinus carpio)	0	529	0	5 719
0301119590	Arowanes, than not red	0	1 385	0	11 039
0301191000	Live marine ornamental fish, fry	0	1 313	0	13 279
0301199000	Live marine ornamental fish, other than fry	0	400	0	5 075
0302110000	Trout, fresh or chilled, excluding fillets, livers and roes	7 143	33 904	66 408	336 052
0302140010	Atlantic salmon, excluding fillets, livers and roes, fresh or chilled	13 502	125 453	114 941	1 193 834
0302430000	Sardines, excl. fillets, livers & roes, fresh or chilled	0	111 754	0	266 320
0303120000	Oth pacific salmon, excl. fillet, liver and roes, frozen	46 453	718 152	224 721	1 566 193
0303130010	Atlantic salmon, excl. fillets, livers and roes, frozen	54 040	314 563	404 297	2 185 850
0303140000	Trout, excl. fillets, livers and roes, frozen	0	22 025	0	186 111
0303190000	Other salmonidae, excl. fillets, livers and roes, frozen	0	1 311	0	15 026
0303310000	Halibut, excl. fillets, livers and roes, frozen	0	22 386	0	105 665
0303410000	Albacore/longfinned tunas, excl. fillet, livers and roes, frozen	0	69 699	0	162 957
0303420000	Yellowfin tunas, excl. fillet, liver & roes, frozen	0	196 563	0	1 146 682
0303430000	Skipjack or stripe-bellied bonito, excl. fillets, livers and roes, frozen	61 004	3 619 216	156 273	4 905 748
0303440000	Bigeye tunas, excl. fillets, livers and roes, frozen	0	21 597	0	26 920
0303490000	Oth tunas, excl. fillets, livers & roes, frozen	9 512	109 512	46 134	160 135
0303530000	Sardines, sardinella, brisling or spartsexcl. fillets, livers and roes, fr	2 010 120	21 914 714	1 355 701	15 243 587
0303540010	Mackerel, excl. fillets, livers and roes, frozen	361 800	4 579 993	579 252	6 952 828
0303540020	Pacific mackerel, excl. fillets, livers and roes, frozen	7 381 157	38 461 564	6 332 390	33 589 818
0303550000	Jack and horse mackarel, excl. fillets, livers and roes, frozen	0	27 000	0	63 450
0303570000	Swordfish (xiphias gladius), excl. fillets, livers and roes, frozen	98 450	1 172 005	738 375	8 248 233
0303630000	Cod (gadus morhua, ogac, macrocephalu) , excl. fillets, livers and roe	19 484	178 829	178 077	1 717 093
0303660000	Hake, excl. fillets, livers & roes, frozen	150 100	150 100	152 716	152 716
0303670000	Alaska Pollack, excl. fillets, livers and roes, frozen	107 778	108 505	153 045	156 130
0303690000	Other marine fish, excl. fillets, livers and roes, frozen	0	387	0	1 642
0303810000	Dogfish and other sharks, excl. fillets, livers and roes, frozen	0	47 522	0	48 182
0303891400	Savalai hairtails, excl. fillets, livers and roes, frozen	0	6 355	0	26 970

**I.3. IM POR M ENURUT KOM ODITI / IM PORT BY HS COM M ODITY**  
**\*\*\* AGUSTUS/ AUGUST 2014 \*\*\***

H S	Uraian Komoditi Commodity Description	Berat Bersih / Net Weight (Kg)		Nilai / Value C.I.F (US\$)	
		Bulan ini Current Month	Kumulatif Cum.Jan. to date	Bulan ini Current Month	Kumulatif Cum.Jan. to date
0303891710	Silver pomfrets, excl.fillet, livers and roes, frozen	0	112 056	0	358 581
0303891800	Mangrove red snappers, excl.fillet, livers and roes, frozen	17 827	17 827	118 240	118 240
0303891990	Other marine fish, excl.fillet, livers and roes, frozen	75 573	389 267	400 928	864 467
0303892900	Other fish, not marine fish, excl.fillet, livers and roes, frozen	1 696 709	2 195 907	1 817 885	2 775 623
0303902000	Roes of fish, frozen	0	2 346	0	28 271
0304310000	Tilapia fillets (whether or not minced), fresh or chilled	7	7	148	148
0304410000	Fillet of Pacific, Atlantic and Danube salmon, fresh or chilled	0	1 226	0	8 865
0304520000	Salmonidae meat (whether or not minced), fresh or chilled	0	902	0	28 030
0304630000	Nile perch fillets, frozen	3	3	58	58
0304710000	Cod fillets, frozen	0	10	0	240
0304790000	Other fish fillets of family Bregmacerotidae, etc., frozen	8	967	167	4 237
0304810010	Frozen fillets of red salmon	0	80	0	2 492
0304830000	Frozen fillets of flat fish	20 000	166 220	25 000	208 398
0304870000	Frozen fillets of tunas, skipjack or stripe-bellied bonito	21 848	198 369	78 139	626 110
0304890000	Frozen fillets of other fish	19 042	45 934	63 297	211 446
0304910000	Swordfish (Xiphias gladius) meat (whether or not minced), frozen	0	6 681	0	27 987
0304990010	Meat of tuna loin and skipjack, (whether or not minced), frozen	27 000	55 223	31 050	145 151
0304990090	Meat of other fish, (whether or not minced), frozen	224 120	1 910 772	224 120	2 028 846
0305100000	Flours, meals, and pellets of fish, fit for human consumption	725	9 178	16 913	156 870
0305399000	Fish fillets, dried, salted, but not smoked	0	1 379	0	56 950
0305410000	Pacific salmon, smoked, incl. fillets, other than edible fish offal	122	181	2 763	4 239
0305440010	Eels, smoked, incl. fillets, other than edible fish offal	10 000	10 000	60 250	60 250
0305620000	Cod, salted but not dried/ smoked & in brine, other than edible fish	8	413	176	18 767
0305691010	Mackerel, salted but not dried/ smoked & in brine, other than edible	7	7	153	153
0305710000	Shark fins, fit for human consumption	6 550	11 392	2 239	113 605
0305721000	Fish maws, fit for human consumption	0	65 590	0	552 910
0305790090	Other edible fish offal, fit for human consumption	0	335	0	9 489
0306110000	Rock lobsters and other sea crawfish, frozen, fit for human consumption	34 331	321 479	242 615	2 613 949
0306120000	Lobsters, frozen, fit for human consumption	9 875	17 236	126 301	233 327
0306141000	Soft shell crabs, frozen, fit for human consumption	4 668	30 875	34 759	257 362
0306149000	Other crabs, frozen, fit for human consumption	705 069	3 179 409	8 089 037	32 177 288
0306160000	Cold water shrimps and prawns, frozen, fit for human consumption	127 131	889 553	536 436	4 177 087
0306171020	Giant tiger prawns headless, frozen, fit for human consumption	0	61 414	0	653 958
0306171090	Other giant tiger prawns, frozen, fit for human consumption	22 200	49 446	207 311	579 033
0306172020	Whiteleg shrimps headless with tail, frozen, fit for human consumption	0	14 750	0	213 450
0306172090	Other whiteleg shrimps, frozen, fit for human consumption	16 344	139 736	234 900	1 877 473
0306179000	Other shrimps and prawns, frozen, fit for human consumption	0	47 019	0	517 269
0306222000	Lobsters (Homarus spp), other than breeder, live	576	3 014	12 781	70 176
0306241000	Crabs, live	105	105	1 439	1 439
0306242000	Crabs, fresh or chilled	0	12 963	0	284 148
0306249100	Crabs, dried, in airtight container, not frozen	0	820	0	1 230
0306249990	Crabs, dried, not boiled, not in airtight container, not frozen	0	5 110	0	70 913
0306272200	Whiteleg shrimps, other than breeder, live	0	60 643	0	1 148 868
0306272900	Other shrimps and prawns, other than breeder, live	0	73	0	986
0306299100	Crustaceans, flours, meal and pellets in airtight containers	100	4 637	1 361	69 125
0306299900	Crustaceans, flours, meal and pellets, in other than airtight container	1 300	8 305	18 559	153 796
0307191000	Oysters, frozen	12 000	41 388	37 380	203 662
0307211000	Scallops, live	0	37	0	384
0307291000	Scallops, frozen	66 691	767 324	158 993	1 803 617
0307292000	Scallops, dried, salted or in brine, smoked	0	2	0	67
0307391000	Mussels, frozen	8 916	8 916	26 747	26 747
0307392000	Mussels, dried, salted or in brine, smoked	0	9 900	0	33 165
0307491000	Cuttle fish and squid, frozen	302 667	2 182 045	302 047	2 353 411
0307591000	Octopus, frozen	71 454	278 418	106 400	420 624
0307791000	Clams, cockles and ark shells; frozen	15	40 015	119	87 799
0308901000	Other aquatic invertebrates other than crustaceans and molluscs, live	0	244	0	3 574
0401101000	Milk & cream of a fat <=1%, not added sugar/ sweet, not concentrate	0	58 831	0	61 300
0401109000	Milk & cream of a fat <=1%, not added sugar/ sweet, not in liquid form	314	1 957	2 494	13 965
0401201000	Milk & cream of 1% fat, not added sugar/ sweet, not concentrate	0	116 616	0	134 196
0401209000	Milk & cream of 1% fat, not added sugar/ other sweet, not in liquid form	223	343	990	2 482
0401401000	Milk & cream of 6% fat, not added sugar/ sweet, not concentrate	0	60 480	0	61 086
0401409000	Milk & cream of 6% fat, not added sugar/ sweet, in other than liquid form	47 425	1 236 988	144 320	3 856 314
0401501000	Milk and cream of a fat >10%, not added sugar/ sweet, not concentrate	55 980	575 645	136 166	1 397 141
0401509000	Milk and cream of a fat >10%, not added sugar/ sweet, not in liquid form	152 340	1 093 345	460 230	3 431 658

**I.3. IM POR M ENURUT KOM ODITI / IM PORT BY HS COM M ODITY**  
**\*\*\* AGUSTUS/ AUGUST 2014 \*\*\***

H S	Uraian Komoditi Commodity Description	Berat Bersih / Net Weight (Kg)		Nilai / Value C.I.F (US\$)	
		Bulan ini Current Month	Kumulatif Cum.Jan. to date	Bulan ini Current Month	Kumulatif Cum.Jan. to date
0402104100	Milk& cream of fat_1,5%,in solid form, noadded sugar/sweet, cont	9 901 000	86 133 695	44 388 355	403 325 578
0402104900	Milk& cream of fat_1,5%,in solid form, noadded sugar/sweet, cont	375 200	1 175 200	1 558 869	5 296 344
0402109100	Milk& cream of fat_1,5%,in solid form,added sugar/sweet, contain	2 141 650	10 240 250	8 671 997	43 910 467
0402109900	Milk& cream of fat_1,5%,in solid form,added sugar/sweet, contain	16 254	174 001	66 511	867 435
0402212000	Milk& cream fat >1,5%,in solid form, notadded sugar/sweet, conta	2 992 725	21 028 427	12 852 662	104 214 735
0402219000	Milk& cream fat >1,5%,in solid form, notadded sugar/sweet, conta	0	9 531 957	0	49 631 607
0402292000	Milk& cream fat >1,5%,in solid form,added sugar/sweet, contain v	16 000	16 000	61 600	61 600
0402299000	Milk& cream fat >1,5%,in solid form,added sugar/sweet, contain v	533 268	2 245 410	4 051 214	17 731 504
0402910000	Other milk&cream, not containing addedsugar/other sweetening	0	144 215	0	654 095
0402990000	Other milk&cream, containing addedsugar/other sweetening	158 070	4 067 812	117 514	3 994 223
0403102000	Yoghurt in liquid form,whether/notcondensed,contain flavour/not	97	217	826	19 422
0403109000	Yoghurt in not liquid form, containfruits,nuts, cocoa, flavour/not	13 480	20 155	59 851	97 848
0403901000	Buttermilk, concentrated/ add sugar/sweetcontaining fruits,nuts, c	41 000	3 409 300	172 620	14 597 454
0403909000	Curdled milk& cream,kephir& oth fermented/acidified milk&cream	0	42 958	0	236 852
0404100000	Whey& modified whey, whether/notconcentrated/ added sugar/sw	5 717 420	61 219 704	12 288 677	129 957 897
0404900000	Products consist natural milk;whether/not added sugar/sweet, n.e	135 601	1 788 282	897 368	8 215 282
0405100000	Butter	1 085 224	8 491 203	4 977 318	37 493 633
0405200000	Dairy spreads	15 200	15 200	76 000	76 000
0405901000	Anhydrous butterfat	525 700	5 841 858	2 705 062	33 393 136
0405902000	Butter oil	78 400	137 400	530 200	849 057
0405909000	Other fats and oils derived from milk	9 620	29 550	66 660	140 625
0406101000	Fresh (unripened or uncured) cheese,including whey cheese	498 287	5 325 950	2 240 147	24 074 968
0406201000	Grated/powdered cheese,of all kinds,in packages of a gross weight	37 484	279 390	273 466	2 242 916
0406209000	Grated/powdered cheese,of all kinds,in packages of a gross weight	249 289	961 021	1 187 721	4 788 588
0406300000	Processed cheese,not grated or powdered	101 026	2 174 462	570 942	12 317 752
0406900000	Other cheese	772 767	3 560 228	4 270 417	18 514 911
0408110000	Egg yolks, whether/not containing addedsugar/oth sweetening, d	23 100	254 251	109 726	1 240 644
0408190000	Egg yolks, whether/not containing addedsugar/oth sweetening, ot	0	35 994	0	84 615
0408910000	Birds' eggs, not in shell, whether/notcontaining added sugar/swee	64 600	770 063	344 885	4 468 192
0409000000	Natural honey	215 502	1 483 031	987 104	6 149 502
0410001000	Birds' nests, edible	0	60	0	18 837
0410009000	Other edible products of animal origin,not elsewhere specified or i	480	4 480	16 440	238 983
0501000000	Human hair, unworked, whether or notwashed or scoured; waste	4 850	110 242	241 000	19 369 431
0502100000	Pigs', hogs' & boars' bristles and hair and waste thereof	2 000	44 477	18 472	119 064
0502900000	Badger hair and other brush making hairand waste thereof	54 951	641 896	341 264	4 238 352
0505101000	Duck feathers and down, of a kind usedfor stuffing	43 464	668 160	2 869 157	43 341 805
0505109000	Feathers and down other than duck,of a kind used for stuffing	4 191	39 490	293 653	3 785 360
0505901000	Duck feathers and down, used other thanfor stuffing	25 306	92 786	841 632	3 040 764
0505909000	Other skins&parts of birds; powder&waste of feather, used oth th:	314 423	1 126 405	392 665	1 177 579
0506100000	Ossein and bones treated with acid	0	2	0	337
0506900000	Other bones & horn-cores, degelatinised; powder and waste of th:	0	1	0	2
0507109000	Ivory oth than Rhinoceros horns;ivory powder and waste thereof	0	31	0	170
0507901000	Horns,antlers,hooves,nails,claws& beaks,unworked/ simply prepare	0	34	0	187
0508002000	Shells of molluscs, crustaceans/ echinoderms,unworked/ simply pre	5 000	70 805	16 331	206 438
0508009000	Cuttle-bone,unworked/ simply preparednot cut to shape,powder&	16 690	57 019	9 277	29 544
0511100000	Bovine semen	0	172	0	103 131
0511910030	Artemia egg (brine shrimp egg)	15 640	80 941	1 033 351	3 921 051
0511910040	Fish skin	0	5 738	0	46 908
0511910090	Oth product of fish or crustaceans,molluscs or oth.aquatic invertal	64 000	399 151	35 200	324 736
0511993000	Natural sponges	0	107	0	15 087
0511999000	Other animal products not elsewherespecified or included	556 715	6 380 543	598 699	7 080 428
0601100000	Bulbs, tubers, tuberous roots, corms,crowns & rhizomes, dormant	1 359	32 319	6 984	95 783
0601209000	Bulbs,tubers,tuberous roots, corms,crowns & rhizomes, in growth/	200	71 522	945	170 170
0602102000	Unrooted cuttings and slips of rubbertrees	0	97	0	541
0602109000	Unrooted cutting and slips of oth plants	18	1 010	173	3 079
0602902000	Orchid seedlings	2 792	5 923	36 901	72 856
0602909000	Other live plants (incl their roots),cuttings&slips; mushroom spawr	53 300	464 386	8 600	179 198
0603140000	Chrysanthemums, fresh flowers of a kindsuitable for bouquets/orr	0	240	0	6 161
0603190000	Other fresh flowers of a kind suitable for bouquets/ornamental pu	0	5 431	0	108 602
0603900000	Cut flowers& flower cuds for bouquets/ornamental,dried,dyed,ble	0	2 272	0	4 484
0604201000	Mosses and lichens, of a kind suitablefor bouquets/ornamental, fr	0	49 480	0	238 194
0604209000	Foliage,branches& oth parts of plants,grasses,for bouquets/ orn	1	3 004	3	6 125
0604901000	Mosses& lichens, for bouquets/ ornamental, oth than fresh	0	3 200	0	15 200
0604909000	Foliage,branches& oth part plant,grasses,for bouquets/ ornamental	0	43 179	0	70 980

**I.3. IM POR M ENURUT KOM ODITI / IM PORT BY HS COM M ODITY**  
**\*\*\* AGUSTUS/ AUGUST 2014 \*\*\***

H S	Uraian Komoditi Commodity Description	Berat Bersih / Net Weight (Kg)		Nilai / Value C.I.F (US\$)	
		Bulan ini Current Month	Kumulatif Cum.Jan. to date	Bulan ini Current Month	Kumulatif Cum.Jan. to date
0701100000	Potatoes seed, fresh or chilled	0	2 084 450	0	2 048 782
0701900000	Potatoes, other than seed , fresh orchilled	1 983 000	23 632 403	1 135 801	13 637 839
0702000000	Tomatoes, fresh or chilled	7 051	37 527	18 556	154 786
0703101900	Onions,oth.than bulbs for propagation,fresh or chilled	2 162 000	50 940 133	1 321 288	26 413 626
0703102100	Shallots bulbs for propagation, fresh or chilled	533 025	2 238 605	263 477	1 104 768
0703102900	Shallots,oth than bulbs for propagation, fresh/ chilled	0	57 784 024	0	22 365 735
0703209000	Garlic,oth than bulbs for propagation,fresh/ chilled	59 467 387	344 028 230	42 041 622	245 868 144
0703909000	Leeks& oth alliaceous vegetables,oth than bulbs for propagation, fi	9 526	26 371	19 170	51 386
0704101000	Cauliflowers, fresh or chilled	21 922	197 958	36 600	299 156
0704102000	Headed broccoli, fresh or chilled	55 492	617 255	90 138	983 321
0704200000	Brussels sprouts, fresh or chilled	28	735	189	3 349
0704901100	Cabbages, round (drumhead), fresh orchilled	85 467	473 494	34 576	263 913
0704901900	Cabbages, oth than round (drumhead),fresh or chilled	97	7 149	645	19 392
0704909000	Kohlrabi, kale and similar ediblebrassicac, fresh or chilled	94 743	646 768	182 023	1 208 852
0705110000	Cabbage lettuce (head lettuce), fresh or chilled	3 257	29 520	5 312	47 518
0705190000	Other lettuce, fresh or chilled	7 133	82 961	16 459	196 783
0706101000	Carrots, fresh or chilled	2 435 950	23 399 200	2 354 176	22 821 460
0706102000	Turnips, fresh or chilled	3 266	5 790	5 287	9 352
0706900000	Salad beetroot,salsify,celeriac,radishes & similar edible roots,fresh	8	12 566	55	13 620
0707000000	Cucumbers and gherkins, fresh/ chilled	86	910	464	4 151
0708100000	Peas (Pisum sativum), shelled/ unshelled, fresh/ chilled	273 952	3 462 655	109 876	1 551 854
0708900000	Other leguminous vegetables, shelled/ unshelled, fresh or chilled	0	39 891	0	78 234
0709400000	Celery oth than celeriac,fresh/ chilled	17 702	119 919	38 269	267 181
0709510000	Mushrooms of the genus Agaricus, freshor chilled	1 733	13 095	3 745	30 991
0709591000	Truffles, fresh or chilled	0	80 367	0	169 759
0709599000	Oth mushrooms, fresh or chilled	120 189	825 547	267 680	2 017 508
0709601000	Chillies (fruits of genus Capsicum),fresh or chilled	0	14 707	0	24 936
0709700000	Spinach, New Zealand spinach & orachespina (garden spinach), f	5 168	51 834	9 380	89 549
0709930000	Pumpkins,aquash& gourds (Cucurbita spp.), fresh or chilled	0	100	0	1 470
0709990000	Other vegetables, fresh or chilled	6 588	133 425	11 605	226 897
0710100000	Potatoes (uncooked or steamed/ boiledcooked), frozen	0	54 007	0	17 919
0710210000	Peas (Pisum sativum), shelled/ unshelled,uncooked or steamed/bo	162 657	578 574	221 844	741 430
0710220000	Beans (Vigna spp,Phaseolus spp), shelled/ unshelled,uncooked/ste	388	4 817	2 578	22 164
0710290000	Other leguminous vegetables, shelled/ unshelled, uncooked/steam	2 628	2 628	8 333	8 333
0710300000	Spinach,New Zealand spinach and orachespina (garden spinach)	0	31 700	0	89 182
0710400000	Sweet corn, uncooked/steamed/boiled,frozen	74 031	655 315	203 123	940 091
0710800000	Other vegetables,uncooked/steamed/boiled, frozen	4 700	84 985	6 185	136 132
0710900000	Mixtures of vegetables,uncooked/ steamed/boiled, frozen	141 308	690 144	152 272	705 306
0711209000	Olives, provisionally preserved in otherpreservative solutions	8 832	17 845	19 202	41 309
0711401000	Cucumber&gherkins, provisionally preserved by sulphur dioxide ga	0	4 457	0	5 800
0711902000	Chillies (fruits of genus Capsicum),provisionally preserved	54 209	3 203 394	53 275	3 619 938
0711903900	Capers, provisionally preserved in other preservative solutions	0	2 549	0	8 638
0711909000	Other vegetables,provisionally preservedoth than by sulphur dioxi	8 639	164 199	6 232	106 270
0712200000	Onios, dried, whole, cut, sliced ,broken/in powder, but not further	195 481	2 538 455	637 805	7 774 145
0712310000	Mushrooms of genus Agaricus,dried,whole,broken/ powder, but no	0	9 821	0	40 428
0712320000	Wood ears (Auricularia spp),dried,whole,broken/ powder, but not f	11 224	218 218	11 060	291 910
0712330000	Jelly fungi ,dried,whole,cut, broken/in powder,but not further pre	0	33 590	0	51 212
0712391000	Truffles,dried,whole,cut,sliced,broken/in powder,but not further p	7 650	85 249	20 390	200 282
0712392000	Shiitake(dong-gu),dried,whole,cut,slice,broken/ powder, but not fu	4 309	43 919	6 018	54 495
0712399000	Other mushrooms,dried,whole,cut,slice,broken/ powder,but not fu	26 820	203 703	56 011	390 859
0712901000	Garlic,dried,whole,cut,sliced,broken/in powder,but not further pre	180 116	2 162 244	242 377	3 169 129
0712909000	Oth vegetables/ mix of vegetables,dried,whole,broken/ powd,but n	197 555	2 945 226	406 166	8 096 387
0713109000	Peas (pisum sativum),dried,shelled,wheth/ not skinned/ split, oth th	270 281	10 724 467	120 729	4 508 123
0713209000	Chickpeas(garbanzos),dried,shelled,whether/ not skinned, oth thar	69 299	246 464	99 595	316 882
0713319000	Beans (Vigna mungo hepper/ Vigna radiatawilczek),dried,shelled,ot	4 986 570	74 047 015	4 313 130	72 776 309
0713329000	Small red(Adzuki) beans dried,shelled,whether/ not skinned, oth th	0	688 198	0	221 401
0713339000	Kidney beans,incl white pea beans,dried,shelled, oth than for sowi	595 755	2 374 635	296 026	1 297 985
0713359000	Cow peas,dried,shelled,whether/ notskinned/ split, oth than for sov	320 550	2 135 550	203 830	1 301 343
0713399000	Oth beans, dried, shelled, whether/ notskinned/ split, oth than for s	96 000	3 198 752	125 760	2 368 695
0713409000	Lentils, dried, shelled, whether/ notskinned/ split, oth than for sowi	1 889	3 725	3 325	9 871
0713509000	Broad beans& horse beans,dried,shelled,whether/ not skinned, oth	927 175	14 733 065	697 481	10 123 417
0713909000	Oth dried leguminous vegetables,shelled,whether/ not skinned, otl	383 850	4 341 961	397 916	4 236 380
0714201000	Sweet potatoes, frozen	0	22 390	0	39 310
0714901900	Sago pith, not frozen	0	9 989	0	11 466

**I.3. IM POR M ENURUT KOM ODITI / IM PORT BY HS COM M ODITY**  
**\*\*\* AGUSTUS/ AUGUST 2014 \*\*\***

H S	Uraian Komoditi Commodity Description	Berat Bersih / Net Weight (Kg)		Nilai / Value C.I.F (US\$)	
		Bulan ini Current Month	Kumulatif Cum.Jan. to date	Bulan ini Current Month	Kumulatif Cum.Jan. to date
0714909900	Arrowroot,salep,Jerusalem artichokes,root w/ high starch/inulin, r	17 079	159 074	33 245	314 745
0801110000	Coconuts, desiccated, dried	10 002	128 081	38 007	444 552
0801190000	Coconuts,oth than desiccated&in the inershell, fresh/dried, wheth	65 318	338 707	63 242	268 987
0801220000	Brazil nuts, shelled, fresh or dried	0	710	0	4 342
0801310000	Cashew nuts, in shell, fresh or dried	0	34 920	0	36 666
0801320000	Cashew nuts, shelled, fresh or dried	15 914	619 791	100 076	2 675 487
0802110000	Almonds, in shell, fresh or dried	0	56 760	0	318 991
0802120000	Almonds, shelled, fresh or dried	53 756	509 241	486 958	4 153 052
0802220000	Hazelnut/filberts, shelled, fresh/dried	1 000	4 000	12 050	40 200
0802320000	Walnuts, shelled, fresh or dried	19	25 029	264	266 297
0802410000	Chestnuts (Castanea spp.), in shell,fresh or dried	21 418	53 242	37 958	115 752
0802420000	Chestnuts (Castanea spp.), shelled,fresh or dried	0	11 103	0	21 536
0802510000	Pictachios, in shell, fresh or dried	11 000	102 500	7 700	69 665
0802520000	Pictachios, shelled, fresh or dried	0	28 809	0	82 104
0802610000	Macadamia nuts, in shell, fresh or dried	0	998	0	15 792
0802620000	Macadamia nuts, shelled, fresh or dried	0	3 008	0	51 486
0802800000	Areca nuts, whether/not shelled/peeled,fresh or dried	1	4	3	12
0802900000	Other nuts, whether/not shelled/peeled,fresh or dried	43	42 477	828	89 545
0803900000	Bananas, oth than plantains,fresh or dried	0	542 111	0	260 954
0804100000	Dates, fresh or dried	152 936	21 756 290	228 800	30 449 451
0804200000	Figs, fresh or dried	0	3 598	0	11 024
0804300000	Pineapples, fresh or dried	0	1	0	12
0804400000	Avocados, fresh or dried	52	1 046	344	4 791
0804501000	Guavas, fresh or dried	0	133	0	270
0804502000	Mangoes, fresh or dried	0	233 466	0	582 069
0805101000	Oranges, fresh	1 495 763	10 387 717	1 499 894	13 001 082
0805200000	Mandarin,clementines,wilking&similarcitrus hybrids, fresh/dried	2 360 570	83 652 000	2 544 323	103 012 394
0805400000	Grapefruit, including pomelos, fresh ordried	83 120	132 491	88 503	142 029
0805500000	Lemons and limes, fresh or dried	569 283	3 183 664	1 353 956	7 693 519
0806100000	Grapes, fresh	5 137 262	32 257 612	12 364 616	89 805 580
0806200000	Grapes, dried	287 232	1 275 509	588 166	2 910 009
0808100000	Apples, fresh	6 818 688	91 243 731	10 452 314	129 439 648
0808300000	Pears, fresh	8 734 788	56 107 588	8 093 902	51 331 456
0809100000	Apricots, fresh	73	9 146	574	19 543
0809210000	Sour cherries (prunus cerasus), fresh	0	2 151	0	13 792
0809290000	Oth cherries, fresh	0	4 643	0	32 733
0809300000	Peaches, including nectarines, fresh	15 200	22 393	29 078	39 499
0809401000	Plums, fresh	5 717	30 345	11 565	66 164
0810100000	Strawberries, fresh	0	30 741	0	96 731
0810200000	Raspberries, blackberries, mulberries,loganberries, fresh	0	13 932	0	97 599
0810300000	Black, white or red currants andgooseberries,fresh	0	16 215	0	68 388
0810400000	Cranberries, bilberries & other fruitsof the genus vaccinium, fresh	750	63 441	3 792	450 404
0810500000	Kiwi fruit, fresh	483 955	2 120 549	1 502 940	5 980 980
0810600000	Durians, fresh	0	7 506 900	0	11 427 181
0810700000	Persimmons, fresh	0	9 530	0	16 430
0810901000	Longans (including mata kucing), fresh	24 470 946	52 398 948	30 966 726	65 296 695
0810902000	Lychees, fresh	0	379 836	0	428 122
0810906000	Tamarinds, fresh	16 820	189 799	33 640	254 421
0810909200	Dragon fruit, fresh	1 081 771	6 506 258	967 634	5 833 397
0810909300	Sapodilla (ciku fruit), fresh	1 800	1 800	1 530	1 530
0810909900	Other fruit, fresh	30 702	151 755	47 351	285 105
0811100000	Strawberries, uncooked/steamed/boiled,frozen, whether/not addi	52 735	450 668	105 704	925 984
0811200000	Raspberries,blackberries,mulberries,loganberries,currants,goosebe	24 995	54 417	80 651	217 274
0811900000	Other fruit&nuts,uncooked/steamed/boiled,frozen, whether/not a	5 663	103 716	28 617	289 408
0812100000	Cherries, provisionally preserved,not for immediate consumption	0	19 893	0	82 586
0812909000	Oth fruit&nuts,provisionally preserved,not for immediate consumj	0	34 064	0	128 530
0813100000	Apricots, dried	0	1 588	0	8 331
0813200000	Prunes, dried	7 161	30 939	22 000	76 960
0813300000	Apples, dried	0	768	0	3 078
0813402000	Tamarinds, dried	53 069	374 019	15 440	197 313
0813409000	Other fruit,oth than heading 08.01 to08.06, dried	29 478	613 571	70 349	769 551
0813502000	Mixture of nuts/dried fruits of whichoth nuts predominate by weig	11 591	587 124	10 762	474 786
0813503000	Mixture of nuts/dried fruits of whichdates predominate by weight	0	35 630	0	37 337
0814000000	Peel of citrus fruit/melons,watermelons,fresh,frzn,dried/provision	12	12	1 410	1 410

**I.3. IM POR M ENURUT KOM ODITI / IM PORT BY HS COM M ODITY**  
**\*\*\* AGUSTUS/ AUGUST 2014 \*\*\***

H S	Uraian Komoditi Commodity Description	Berat Bersih / Net Weight (Kg)		Nilai / Value C.I.F (US\$)	
		Bulan ini Current Month	Kumulatif Cum.Jan. to date	Bulan ini Current Month	Kumulatif Cum.Jan. to date
090111000	Arabica WIB/robusta OIB, not roasted,not decaffeinated	719 044	17 114 056	2 193 359	36 919 582
090119000	Coffee oth than Arabica WIB/robusta OIB,not roasted,not decaffei	0	103 969	0	326 343
0901129000	Coffee oth than Arabica WIB/robusta OIB,not roasted, decaffeinat	0	26	0	205
0901211000	Coffee, roasted, not decaffeinated,unground	18 923	300 373	201 491	2 916 922
0901212000	Coffee, roasted, not decaffeinated,ground	3 118	44 718	28 077	533 799
0901221000	Coffee, roasted, decaffeinated,unground	840	1 792	10 268	25 935
0901222000	Coffee, roasted, decaffeinated, ground	0	2 313	0	28 288
0902101000	Green tea leaves (not fermented), inpackings _ 3 kg	39	2 098	4 472	64 373
0902109000	Green tea, oth than leaves, (notfermented), in packing _ 3 kg	16 522	50 196	21 611	148 790
0902201000	Green tea leaves (not fermented),in packing > 3 kg	123 203	594 798	137 465	880 266
0902209000	Green tea, oth than leaves (notfermented), in packing > 3 kg	32 582	304 344	224 199	1 250 063
0902301000	Black tea (fermented) & partly fermented tea, leaves, in packing _	5 809	27 653	19 206	123 009
0902309000	Black tea (fermented) & partly fermented tea,oth than leaves, in p	1 031	45 157	9 743	1 361 873
0902401000	Black tea (fermented) & partly fermented tea, leaves, in packing >	141 554	747 116	131 744	661 964
0902409000	Black tea (fermented) & partly permented tea, oth than leaves, in	584 934	8 388 383	710 678	11 613 723
0904111000	White pepper, neither crushed nor ground	0	68 000	0	681 530
0904112000	Black pepper, neither crushed nor ground	1 255 500	4 454 179	10 828 351	34 361 856
0904119000	Other pepper, neither crushed nor ground	0	1 486	0	21 868
0904121000	White pepper, crushed or ground	0	3 822	0	62 894
0904122000	Black pepper, crushed or ground	851	16 011	8 331	133 290
0904129000	Other pepper, crushed or ground	967	6 018	5 902	66 857
0904211000	Chillies (fruits of the genus Capsicum),dried, neither crushed nor g	1 337 115	12 786 509	1 684 689	15 103 628
0904219000	Oth fruits of genus Capsicum/ Pimenta,dried,neither crushed nor g	53	324 904	455	361 806
0904221000	Chillies (fruits of the genus Capsicum),dried, crushed/ground	264 610	1 797 049	365 579	2 246 637
0904229000	Oth fruits of genus Capsicum/ Pimenta,dried, crushed/ground	68 435	601 463	211 837	1 499 904
0905100000	Vanilla, neither crushed nor ground	13 450	38 375	1 311 909	2 778 109
0905200000	Vanilla, crushed or ground	0	27 030	0	38 606
0906200000	Cinnamon and cinnamon-tree flowers,crushed or ground	0	111 863	0	307 915
0908110000	Nutmeg, neither crushed nor ground	6 800	24 632	88 400	238 720
0908120000	Nutmeg, crushed or ground	0	26 555	0	145 594
0908310000	Cardamoms, neither crushed nor ground	0	12 278	0	54 478
0908320000	Cardamoms, crushed or ground	0	1 152	0	2 335
0909210000	Seeds of coriander, neither crushed norground	428 620	5 918 587	242 358	3 437 726
0909220000	Seeds of coriander, crushed or ground	2 520	78 191	9 372	71 056
0909310000	Seeds of cumin, neither crushed norground	193 754	1 706 957	189 354	1 865 217
0909320000	Seeds of cumin, crushed or ground	0	5 700	0	32 498
0909611000	Seeds of anise, neither crushed norground	58 400	490 714	23 264	359 249
0909613000	Seeds of caraway, neither crushed norground	25 003	334 052	22 231	301 112
0909619000	Seeds of fennel or juniper berries,neither crushed nor ground	112 000	373 660	40 792	262 017
0909629000	Seeds of fennel or juniper berries,crushed or ground	0	361	0	3 064
0910110000	Ginger, neither crushed nor ground	260 143	1 521 981	255 860	1 346 601
0910120000	Ginger, crushed or ground	750	18 076	249	75 656
0910200000	Saffron	0	3 379	0	8 440
0910300000	Turmeric (curcuma)	20 250	190 572	32 075	214 440
0910911000	Curry	6 000	30 861	20 400	117 856
0910919000	Mixtures of spices, other than curry	785	3 790	6 383	28 160
0910991000	Thyme; bay leaves	0	4 128	0	26 443
0910999000	Other spices	26 144	343 579	43 842	422 923
1001110000	Durum wheat seed	0	1 203	0	14 384
1001190000	Durum wheat, oth than seed	19 487 360	103 517 305	6 168 334	32 166 827
1001991910	Wheat grains without husk,oth than seed, for human consumptior	401 618 631	3 873 175 816	129 108 033	1 262 089 617
1001991990	Other wheat, oth than seed, for humanconsumption	110 760 390	925 641 415	39 859 031	312 012 093
1001999090	Other wheat, oth than seed, not forhuman consumption	8 385 762	33 618 955	2 054 777	8 642 725
1002900000	Rye, oth than seed	0	10 000	0	12 200
1004900000	Oats, oth than seed	50 000	272 582	42 642	190 921
1005100000	Maize (corn), seed	74 697	1 108 734	441 557	4 106 374
1005901000	Popcorn, oth than seed	115 332	2 236 014	97 329	2 108 945
1005909000	Oth maize (corn), oth than seeds	150 766 813	1 824 218 409	38 355 775	462 541 208
1006101000	Rice in the husk (paddy or rough),suitable for sowing	319 980	827 570	772 928	2 528 084
1006303000	Glutinous rice, semi-milled or whollymilled, whether/not polished,	13 099 850	34 299 850	6 949 630	18 524 448
1006304000	Thai Hom Mali rice, semi-milled/ whollymilled, whether/ not polish	0	2 296 000	0	1 292 810
1006309900	Oth semi/ wholly milled rice, whether/ notpolished/ glazed, oth tha	16 795 954	17 810 260	7 398 680	7 852 431
1006409000	Broken rice, oth than for animal feed	43 475 000	203 874 600	17 115 145	82 346 432
1008100000	Buckwheat	0	3 248 502	0	1 522 955

**I.3. IM POR M ENURUT KOM ODITI / IM PORT BY HS COM M ODITY**  
**\*\*\* AGUSTUS/ AUGUST 2014 \*\*\***

H S	Uraian Komoditi Commodity Description	Berat Bersih / Net Weight (Kg)		Nilai / Value C.I.F (US\$)	
		Bulan ini Current Month	Kumulatif Cum.Jan. to date	Bulan ini Current Month	Kumulatif Cum.Jan. to date
1008290000	Millet, oth than seed	1 394 865	15 367 276	652 781	7 281 674
1008300000	Canary seeds	518 848	7 706 655	346 513	5 111 045
1008500000	Quinoa (Chenopodium quinoa)	0	498	0	2 744
1008900000	Other cereals	58 553	1 520 209	58 360	1 119 442
1101001010	Wheat flour fortified	8 994 000	78 962 454	3 335 064	29 998 278
1101001090	Wheat flour not fortified	8 079 037	54 387 230	3 054 502	20 995 229
1102200000	Maize(corn) flour	940	3 212	3 892	10 677
1102909000	Oth cereal flours, oth than wheat/ meslin/ maize/ rice/ rye flour	0	29 451	0	24 022
1103120000	Groats & meals of wheat,durum/ hard wheat semolina	1 314	7 014	5 601	25 308
1103190000	Groats & meals of wheat, oth durum/ hardwheat semolina	8 928	26 105	6 674	36 688
1103130000	Groats & meals of maize/ corn	80 000	379 242	18 360	229 817
1103199000	Groats & meals of oth cereals, oth thanmeslin & rice	0	2 400	0	4 544
1104120000	Cereal grains of oats, rolled or flakedgrains	483 477	3 967 141	385 132	3 066 873
1104220000	Cereal grains of oats,hulled,peraled,sliced/ kibbled	0	1 814	0	5 897
1104230000	Cereal grains of maize (corn), hulled,peraled, sliced/ kibbled	18 000	180 000	16 080	160 800
1104292000	Cereal grains of barley,hulled,peraled,sliced/ kibbled	0	23 680	0	10 679
1104299000	Cereal grains of oth cereals, hulled,peraled, sliced/ kibbled	2 000	8 189	9 124	38 533
1104300000	Germ of cereals, whole, rolled, flaked/ ground	53	1 469	218	7 091
1105100000	Flour, meal & powder of potatoes	8 897	407 399	55 790	732 604
1105200000	Flakes, granules & pellets of potatoes	137 039	4 556 156	204 385	6 968 617
1106209000	Flour,meal & powder of roots/tuber head07.14, oth than manioc(	247	16 831	7 535	56 550
1106300000	Flour,meal & powder of edible fruits andnuts of prod.chap.8	4 000	36 443	49 200	355 729
1107100000	Malt,not roasted	3 568 846	24 746 902	1 846 694	13 448 212
1107200000	Malt,roasted	24 000	147 550	18 710	115 035
1108110000	Wheat starch	604 000	4 928 759	268 895	2 250 058
1108120000	Maize(corn) starch	4 171 367	51 317 553	1 937 771	24 238 752
1108130000	Potato starch	1 548 436	8 621 118	1 381 902	7 722 201
1108140000	Manioc(cassava) starch	48 850 200	168 774 886	21 203 368	74 867 425
1108191000	Sago starch	0	39 324	0	30 964
1108199000	Other starches (oth than wheat,maize,potato, manioc & sago)	5 000	14 000	4 250	44 455
1108200000	Inulin	537 400	4 096 975	1 602 435	12 506 129
1109000000	Wheat gluten, whether or not dried	223 250	2 899 500	220 426	2 445 014
1201100000	Seed of soya beans,whether or not broken	20	20	1 548	1 548
1201900000	Soya beans, oth than seed, whether ornot broken	125 046 118	1 564 163 932	78 812 578	947 244 060
1202410000	Oth than seed of ground-nut,not roasted/ othwise cooked,in shell	11 182 919	77 906 574	11 644 364	85 104 150
1202420000	Oth than seed of ground-nut,not roasted/cooked,shelled,whether,	12 991 186	125 837 497	15 136 117	145 948 831
1203000000	Copra	0	307 098	0	127 002
1204000000	Linseed, whether or not broken.	293	63 156	1 208	85 642
1205100000	Low erucic acid rape/ colza seeds whether or not broken	66 490	237 630	43 219	158 179
1205900000	Not low erucic acid rape or colza seedswhether or not broken	42 490	70 416	27 279	57 201
1206000000	Sunflower seeds, whether or not broken	499 442	3 822 421	488 056	3 425 603
1207101000	Palm nuts & kernels, whether/ not broken,uitable for sowing	0	1 139	0	185 065
1207290000	Cotton seeds, oth than seed, whether/or not broken	0	500	0	5 000
1207300000	Castor oil seeds, whether or not broken	0	20	0	200
1207401000	Sesamum seeds, whether or not broken,edible	460 228	2 643 061	257 996	1 677 873
1207409000	Sesamum seeds, whether or not broken,not edible	406 457	2 837 207	276 823	1 684 657
1207500000	Mustard seeds,whether or not broken	0	256	0	1 590
1207600000	Safflower (carthamus tinctorius) seeds,whether or not broken	0	2 000	0	2 234
1207700000	Melon seeds,whether or not broken	0	5	0	895
1207910000	Poppy seeds,whether or not broken	0	1 106	0	3 015
1207999000	Other oil seeds & oleaginous fruits,whether or not broken	65 506	704 489	383 971	1 042 590
1208100000	Flours and meals of soya beans	221 425	1 947 347	191 629	4 019 799
1208900000	Flours& meals of oth oil seed/ oleaginousfruits oth than mustard	110 055	110 055	41 821	41 821
1209210000	Lucerne (alfalfa) seeds, of a kind usedfor sowing	0	290	0	1 422
1209292000	Other beet seed, of a kind usedfor sowing	0	2 920	0	30 545
1209299000	Other seed of forage plants, of a kindused for sowing	622	54 025	16 483	356 704
1209300000	Seeds of herbaceous plants cultivatedprincipally for their flowers	0	800	0	9 960
1209919000	Other vegetable seeds, other than onion seeds, of a kind used for :	19 175	181 722	351 318	4 615 425
1209999000	Other seed, fruit, and spores, of a kindused for sowing	6 000	220 606	10 050	2 321 563
1210200000	Hop cones,ground,powdered or in the form of pellets; lupulin	8 196	32 681	43 785	188 906
1211201000	Ginseng roots,cut, crushed/ powdered form,fresh/dried	0	7 217	0	447 013
1211901100	Cannabis,in cut,crushed/ powdered form,used for pharmacy, fresh	0	2 988	0	4 249
1211901300	Rauwolfia serpentina roots,for pharmacy,in cut/ crushed/powdere	139 084	1 283 204	296 783	2 706 773
1211901400	Other plants, in cut,crushed or powdered form, used for pharmacy	0	10 000	0	54 000

**I.3. IM POR M ENURUT KOM ODITI / IM PORT BY HS COM M ODITY**  
**\*\*\* AGUSTUS/ AUGUST 2014 \*\*\***

H S	Uraian Komoditi Commodity Description	Berat Bersih / Net Weight (Kg)		Nilai / Value C.I.F (US\$)	
		Bulan ini Current Month	Kumulatif Cum.Jan. to date	Bulan ini Current Month	Kumulatif Cum.Jan. to date
1211901900	Other plants & parts of plants, in otherforms, for pharmacy	0	34 955	0	118 676
1211909100	Pyrethrum, in cut,crushed/powdered form,fresh/dried	0	13 580	0	92 090
1211909200	Pyrethrum, in other form, fresh/dried	0	15 103	0	11 435
1211909500	Agarwood (gaharu) chips, fresh/dried	0	25	0	605
1211909600	Liquorice roots, fresh/dried	0	34 696	0	62 005
1211909800	Oth plants&parts of plants, not forpharmacy, in cut,crushed/powd	0	4 522	0	11 609
1211909900	Oth plants&parts of plants, not forpharmacy, not cut,crushed/pow	31 848	489 386	104 333	1 518 349
1212211000	Eucheuma spp,fresh,chilled,frozen,dried,for human consumption	3 163	5 769	43 193	71 415
1212219000	Other seaweed & algae, fresh, chilled,frozen,dried, for human con	866	191 762	26 838	526 130
1212292000	Seaweeds & oth algae,fresh,chilled/dried for oth,not for human cc	0	7 924	0	77 528
1212293000	Seaweeds & oth algae,frozen, not forhuman consumption	0	631	0	7 940
1212910000	Sugar beet, fresh,chilled, frozen/dried,whether/not ground	0	3	0	30
1212920000	Locust bean(carob),fresh,chilled,frozen/dried, whether/not ground	90 000	466 250	76 756	404 110
1212990000	Other vegetable product, for humanconsumption, n.e.s or include	0	36 869	0	43 200
1213000000	Cereal straw & husks,unprepared,whether/not chopped,ground,pr	0	750	0	5 018
1214100000	Lucerne (alfalfa) meal and pellets	34 280	248 759	7 951	62 329
1214900000	Other forage products,whether/not in forof pellets,oth than lucerr	456 249	2 065 212	198 805	821 664
1301200000	Gum arabic	70 430	344 993	352 154	2 073 738
1301901000	Gum benjamin	25 500	50 852	16 575	33 789
1301902000	Gum damar	57 379	541 629	113 144	1 106 749
1301903000	Cannabis resin	0	32	0	14 420
1301904000	Lac	1	802	600	17 507
1301909000	Other natural gum and resin	15 473	67 761	143 151	836 458
1302120000	Saps and extracts of liquorice, whetheror not modified	62 901	340 569	728 793	4 057 619
1302130000	Saps and extracts of hops,whether or not modified	1 069	17 492	51 946	647 711
1302193000	Other medicinal extracts derived fromvegetable products, whethe	18 379	203 310	1 323 364	12 833 621
1302194000	Vegetable saps&extracts of pyrethrum/ofthe root of plants containi	0	99	0	1 572
1302199000	Other vegetable saps and extracts	86 790	473 584	1 494 052	8 352 416
1302200000	Pectic substances, pectinates & pectates	40 450	269 017	304 523	2 352 985
1302310000	Agar-agar	18 052	107 567	383 102	627 103
1302320000	Mucilages&thickeners, whether/ not modif,derived from locust be	244 842	2 686 524	1 045 355	9 940 787
1302391010	Carageenan in powder form	28 691	286 456	334 836	3 577 661
1302391090	Carageenan not in powder form	0	13 600	0	252 552
1302399000	Oth mucilages & thickeners, whether/ notmodified,derived from ve	99 475	1 146 808	1 169 785	13 723 864
1401100000	Bamboos used primarily for plaiting,cleaned, bleached/dyed	0	49 680	0	35 811
1401201990	Other whole rattans, used primarily forplaiting, cleaned, bleached/	0	1 377	0	26 021
1404902090	Oth vegetable products of a kind usedin tanning/dyeing, oth than l	15 000	52 187	33 000	104 019
1404909000	Oth vegetable prodcots not used primarilyin tanning/dyeing, nes	120 915	281 504	136 935	348 910
1501100000	Lard oth than heading 02.09 or 15.03.	0	3	0	11 956
1504109000	Oth than solid fractcs of fish-liver oilswhet/not refined,not chemica	351 441	1 854 909	536 341	2 782 731
1504201000	Solid fraction of fats&oil fish oth thanliver oils, not chemically moc	36 792	528 406	957 654	4 497 571
1504209000	Oth than solid fract of fats&oils fishoth than liver oils,not chemical	914 581	3 754 563	1 261 371	5 598 469
1504309000	Oth solid fraction of fats & oils ofmarine mammals,not chemically	9	9	97	97
1505001000	Lanolin	0	35 438	0	418 454
1505009000	Wool grease & fatty substance derivedtherefrom, oth than lanolin	970	21 843	7 250	93 722
1506000000	Oth animal fats&oils&their fractions wht/not refined, not chemica	0	73 440	0	101 966
1507100000	Crude oil of soya bean, whether/notrefined, whether/not degumr	0	3 297	0	31 287
1507901000	Fraction of unrefined soya-bean oil,not chemically modified	285 700	2 762 177	350 653	3 499 324
1507909000	Fraction of refined soya-bean oil,not chemically modified	1 273 006	13 264 017	1 671 369	15 676 871
1508100000	Crude oil of ground-nut, whether/notrefined, not chemically modi	0	2	0	69
1508909000	Fraction of refined ground-nut oil, whet/not refined,not chemical;	0	4	0	469
1509101000	Virgin olive oil,packing of net weight_30 kg, not chemically modifi	124 836	630 380	681 141	2 664 866
1509109000	Virgin olive oil,packing of net weight>30 kg,not chemically modifie	0	361 236	0	2 244 850
1509901100	Fraction of unrefined olive oil,packingof net weight_30 kg	2 532	4 866	11 462	22 230
1509901900	Fraction of unrefined olive oil,packingof net weight >30 kg	380	16 130	693	32 193
1509909100	Fraction of refined olive oil,in packingof net weight_30 kg	148	16 923	716	108 884
1509909900	Fraction of refined olive oil,in packingof net weight >30 kg	8 140	100 840	41 943	551 388
1510002000	Fractions of unrefined oil, solely fromolives,whet/not refined,not c	0	79	0	378
1510009000	Fractions of refined oil, solely fromolives,whet/not refined,not che	16 634	95 874	54 256	280 629
1511901100	Solid fractions of unrefined palm oil,not chemically modified	0	558	0	323
1511909190	Solid fractions of refined palm oil,packing of a net weight>20kg	0	45 650	0	66 355
1511909200	Unsolid fractions of refined palm oil,packing net weight_20kg	69 612	202 980	72 149	238 116
1511909900	Unsolid fractions of refined palm oil,packing net weight>20kg	181	1 283	1 279	10 213
1512191000	Fractions of unrefined sunflower-seed/ safflower oil	8 398	83 320	53 110	241 643



I.3. IM POR M ENURUT KOM ODITI / IM PORT BY HS COM M ODITY

\*\*\* AGUSTUS/ AUGUST 2014 \*\*\*

H S	Uraian Komoditi Commodity Description	Berat Bersih / Net Weight (Kg)		Nilai / Value C.I.F (US\$)	
		Bulan ini Current Month	Kumulatif Cum.Jan. to date	Bulan ini Current Month	Kumulatif Cum.Jan. to date
1512199000	Fractions of refined sunflower-seed/safflower oil	791 489	3 406 556	1 065 014	4 955 930
1512299000	Fractions of refined cotton seed oil	0	708	0	2 270
1513191000	Fractions of unrefined coconut oil, notchemically modified	0	1 440	0	5 976
1513199000	Fractions of refined coconut oil, notchemically modified	36 797	114 165	104 413	330 715
1513291400	Unsolid fractions of unrefined babassu oil	0	5	0	63
1513299500	Palm kernel oil, RBD	0	1	0	5
1514199000	Fraction of refined low erucic acidrape/colza oil	225 433	2 867 962	287 078	3 860 325
1514911000	Crude oil of not low erucic acid otherrape/colza	33	369	435	13 054
1514919000	Crude oil of mustard	0	1	0	429
1514999100	Fractions of refined oth rape/colza oil	86 040	764 551	108 726	1 018 607
1514999900	Fractions of refined mustard oil	15 200	50 400	26 737	98 664
1515190000	Fractions of linseed oil, whether/notrefined, not chemically modifi	191 446	2 265 821	329 968	3 169 003
1515210000	Crude oil of maize (corn)	7 924	25 024	14 737	47 111
1515291900	Unsolid fraction of unrefined maize(corn) oil	0	8 647	0	64 207
1515299100	Solid fraction of refined maize (corn)oil	15 360	168 576	23 501	258 691
1515299900	Unsolid fraction of refined maize (corn)oil	13 104	1 278 352	29 520	1 902 276
1515301000	Crude oil of castor	6 338	57 545	38 400	220 960
1515309000	Fractions of castor oil, whether/notrefined, not chemically modifie	158 624	998 892	277 668	1 712 807
1515501000	Crude oil of sesame	0	1 142	0	6 751
1515502000	Fraction of unrefined sesame oil, not chemically modified	188	1 410	2 536	9 291
1515509000	Fraction of refined sesame oil, not chemically modified	32 963	276 824	574 644	1 864 164
1515901100	Crude oil of tengkawang	0	622	0	6 541
1515901200	Fractions of unrefined tengkawang oil,not chemically modified	0	25	0	1 129
1515902100	Crude oil of tung	30 400	91 200	84 208	260 680
1515902900	Fractions of refined tung oil, notchemically modified	0	2 993	0	16 657
1515903100	Crude jojoba oil	766	3 822	11 643	91 281
1515903900	Fractions of refined jojoba oil, notchemically modified	0	24	0	1 644
1515909100	Crude oil of other fixed vegetable oils	40 190	40 843	30 143	39 250
1515909200	Fractions of unrefined other fixedvegetable oils	0	200 000	0	752 000
1515909900	Fractions of refined other fixedvegetable oils, oth fixed vegetable l	8 991	177 296	80 605	962 031
1516101000	Animal fats & oils & their fractions,inpacking net weight _10 kg	180	15 579	2 844	32 197
1516109000	Animal fats & oils & their fractions,inpacking net weight<10 kg	0	30 000	0	78 000
1516201100	Re-esterified fats & oils of soya bean & its fraction	21 600	198 419	48 667	716 371
1516201200	Re-esterified fats & oils of crude palmoil and its fraction	231 600	2 224 964	378 458	3 618 636
1516201300	Re-esterified fats&oils of palm oil,oththan crude and its fraction	76 046	562 659	92 236	789 079
1516201400	Re-esterified fats & oils of coconut and its fraction	0	332	0	1 518
1516201500	Re-esterified fats & oils of palm kernel & its fraction,crude	0	84	0	184
1516201600	Re-esterified fats & oils of palm kernel & its fraction,RBD	0	120	0	1 807
1516201800	Re-esterified fats & oils of linseed & its fraction	2 000	8 205	31 427	104 849
1516201900	Re-esterified fats&oils of oth vegetable fat&oils, and its fraction	9 869	80 482	13 918	220 479
1516202110	Hydrogenated fats in flakes of palm oil	22 000	121 043	37 950	222 085
1516202150	Hydrogenated fats in flakes of palmkernel olein	99 160	2 472 230	143 366	3 526 205
1516202190	Hydrogenated fats in flakes of ground-nut, soya beans	167	5 246	792	46 421
1516202300	Hydrogenated fats in flakes of olives	0	832	0	8 178
1516202900	Hydrogenated fats in flakes of othervegetable fats & oils	230 694	2 630 319	388 349	4 383 258
1516205200	Palm stearin, w/ iodine value _ 48, RBD	7 427	287 927	38 150	439 810
1516205900	Oth palm stearin with iodine value _ 48	512	2 033	5 965	22 552
1516209300	Other fat & oils of olives and theirfractions	8 534	29 580	57 113	275 497
1516209400	Other fat & oils of soya beansand their fractions	0	199	0	1 136
1516209500	Hydrogenated castor oil (opal wax)	615	25 051	4 886	65 056
1516209600	Refined, bleached and deodorised (RBD)palm kernel stearin only	7 360	69 051	18 350	164 551
1516209700	Hydrogenated & RBD palm kernel stearinor olein	59 770	179 270	89 776	281 231
1516209800	Oth fat & oils of ground-nuts, palm oilor coconuts and their fractio	1 511	135 973	7 129	338 536
1516209900	Oth vegetable fats and oils and theirfractions	402 122	3 329 279	801 900	5 483 811
1517100000	Margarine,excl. liquid margarine	162 069	1 403 824	269 878	2 572 016
1517901000	Imitation ghee	0	40 002	0	946 307
1517902000	Liquid margarine	0	181 405	0	669 381
1517903000	Margarine of a kind use as mouldrelease preparations	0	62	0	769
1517904300	Shortening	102 037	312 037	205 711	626 955
1517904400	Imitation lard	0	1	0	1
1517905000	Solid mixtures or prep of vegetable fats or oils or of their fractions	44 573	448 394	100 623	696 405
1517906200	Liquid mixtures or prep of crude palmoil predominates	144 000	2 345 614	357 840	4 657 598
1517906400	Liquid mixtures or prep of oth palm oilpredominates,packng net w	0	22 860	0	88 011
1517906700	Liquid mixtures or prep of soya-beanoil predominates	0	22 745	0	56 878

**I.3. IM POR M ENURUT KOM ODITI / IM PORT BY HS COM M ODITY**  
**\*\*\* AGUSTUS/ AUGUST 2014 \*\*\***

H S	Uraian Komoditi Commodity Description	Berat Bersih / Net Weight (Kg)		Nilai / Value C.I.F (US\$)	
		Bulan ini Current Month	Kumulatif Cum.Jan. to date	Bulan ini Current Month	Kumulatif Cum.Jan. to date
1517906900	Liquid mixtures or prep of oth vegetablefats/oil predominates	8 000	311 508	19 880	743 902
1517909000	Oth edible mixtures or prep of animal or vegetable fats or oils	490 851	3 584 834	1 965 300	12 408 296
1518001200	Animal fats& oils,boiled,dehydrated,oxidasd,sulphurisd,blown,poly	15	70 829	14 235	166 065
1518001400	Ground-nut,soya-bean, palm/ coconut oilboiled,dehydrated,oxidasd	219 080	1 423 599	447 773	2 491 612
1518001500	Linseed oil& its fract,boiled, oxidised,dehydrated,sulphurised,blown,	0	1 952	0	2 363
1518001600	Olive oil& its fract, boiled, oxidised,dehydrated,sulphurised,blown,	7 222	46 671	22 407	77 053
1518001900	Oth vegetbl fat& oils& their fract,boiled,dehydrate,sulphurise,blown,	49 092	677 102	82 072	1 414 818
1518002000	Inedible mixtures/ preparation of animalfats/oils or of different fat	256 000	1 584 010	330 480	2 065 339
1518003100	Inedible mixtures/ preparations of oilpalm fruit/palm kernels fats/ c	0	1 552	0	591
1518003500	Inedible mixtures/ preparations of ground-nuts fats/oils/ of differer	0	96 000	0	132 240
1518003600	Inedible mixtures/ preparations of soya-beans/ coconuts fats/oils/ c	264 500	2 568 620	310 130	3 175 780
1518003700	Inedible mixtures/ preparations of cotton seeds fats/oils/ of differ f	0	850	0	3 145
1518003900	Inedible mixtures/ preparations of othervegetable fats/oils/ of diffe	127 348	714 282	283 943	2 156 600
1518006000	Inedible mixture/ preparations of animal/ vegetable fats/oils/ of the	2 231	23 588	9 590	117 655
1520001000	Crude glycerol	0	27 112	0	129 824
1520009000	Glycerol waters & glycerol lyes	3 410	11 459	12 403	42 663
1521100000	Vegetable waxes(oth.than triglycerides)whether or not refined or	17 005	232 241	177 585	1 273 180
1521901000	Beeswax & oth insect waxes,whether/ notrefined or colored	1 500	2 500	4 850	9 976
1522009000	Residues resulting from the treatment offatty substan or animal/v	18 327	18 356	12 160	13 771
1601001000	Sausags& smilar prdct of meat,meat offal/ blood,prepare of it,in air	201 155	1 053 593	437 491	2 277 298
1601009000	Sausags& smilar prdct of meat,meat offal/ blood, not in airtight con	98 315	492 551	242 008	1 164 954
1602101000	Homogenised preparation of meat, offal/ blood cont pork,in airtight	17 197	17 197	16 515	16 515
1602109000	Homogenised preparation of meat, offal/ blood,not cont pork,not i	1 596	1 596	2 000	2 000
1602329000	Oth prepared/ preserved meat, offal/ bloodof fowls of species gallu	6 745	11 705	13 740	27 404
1602390000	Oth prepared/ preserved meat,offal/ bloodof oth poultry of head 0	113 296	848 060	216 703	1 658 528
1602411000	Hams & cuts thereof of swine,in airtight containers	17 613	34 763	21 820	43 060
1602421000	Shoulders & cuts thereof of swine, in airtight containers	5 749	5 749	7 200	7 200
1602429000	Shoulders & cuts thereof of swine,not in airtight containers	8 391	8 391	10 510	10 510
1602491100	Luncheon meat of swine, in airtightcontainers	29 030	145 289	31 584	338 847
1602491900	Luncheon meat of swine, not in airtightcontainers	0	3 341	0	6 745
1602499900	Oth prepared meat,meat offal/ blood ofswine,not in airtight contai	2 470	63 174	4 715	180 000
1602500000	Oth prepared/ preserved meat, offal/ blood of bovine animals	135 907	1 371 634	671 320	6 944 592
1603001000	Extracts & juices of chicken, w/ herbs	25 092	62 342	114 550	283 701
1603009000	Extracts&juices of oth meat,fish/ crusta,molluscs/ aquatic invertebr	20 332	88 806	107 335	329 928
1604111000	Salmon, whole/in pieces, not in minced,in airtight containers	0	9 439	0	49 413
1604131100	Sardines, whole/in pieces,not in minced,in airtight containers	20 000	88 844	61 600	338 539
1604139100	Sardinella& brisling/ sprats,whole/ in piec ,not in minced,in airtight c	45 831	553 718	55 395	641 890
1604139900	Sardinella& brisling/ sprats,whole/ in piec ,not in minced,not in airt	4 172	9 331	12 137	20 920
1604141100	Tunas,whole/in pieces, not in minced,in airtight container	38 596	168 625	164 261	793 604
1604149000	Tunas,skipjack,bonito,whole/ in pieces,not in minced,not in airtigh	0	525 001	0	2 520 676
1604151000	Mackerel, whole/in pieces,not in minced, in airtight containers	0	246 804	0	869 984
1604159000	Mackerel, whole/in pieces,not in minced, not in airtight containers	153 521	727 827	205 487	768 365
1604171000	Eel,whole/in pieces,not in minced, in airtight containers	0	4 823	0	3 661
1604179000	Eel,whole/in pieces,not in minced, not in airtight containers	0	8 500	0	243 925
1604192000	Horse mackerel,whole/in pieces,not in minced, in airtight containe	0	954	0	724
1604193000	Oth fish,whole/in pieces, not in minced, in airtight containers	6 276	6 276	16 981	16 981
1604199000	Oth fish,whole/in pieces, not in minced, not in airtight containers	83	5 205	119	17 042
1604202100	Fish sausages,in airtight containers	0	1 460	0	5 986
1604202900	Fish sausages,not in airtight containers	7 009	55 086	5 647	55 376
1604209310	Fish & shrimp ball, frozen, boiled/ steamed	187 637	1 035 138	416 077	2 265 975
1604209390	Oth frozen minced fish, boiled/ steamed	101 400	825 140	295 924	2 261 358
1604209900	Other prepared/ preserved fish, not in airtight containers	110 781	804 233	385 101	2 622 128
1604320000	Caviar substitutes prepared from fish egg	237	13 120	341	33 124
1605101000	Crabs,prepared,in airtight containers	14	14	93	93
1605109000	Crabs,prepared,not in airtight container	15 308	215 952	25 340	451 644
1605211000	Shrimps paste,not in airtight containers	0	20 030	0	388 228
1605219020	Shrimp breaded,not in airtight container	0	16 204	0	37 808
1605219090	Other prepared shrimps& prawns, not in airtight containers	15	35 891	5	278 014
1605299090	Other prepared shrimps& prawn,in airtightcontainers	1 130	1 906	9 465	12 418
1605400000	Oth crustaceans, prepared/ preserved	0	7 347	0	10 763
1605520000	Scallops,incld queen scallops, prepared/ preserved	871	7 748	1 250	8 692
1605540000	Cuttle fish & squid, prepared/ preserved	52	2 982	75	9 510
1605550000	Octopus, prepared/ preserved	2 601	36 279	3 737	30 823
1605560000	Clams, cockles & arkshells, prepared/ preserved	4 738	60 398	12 702	199 784

**I.3. IM POR M ENURUT KOM ODITI / IM PORT BY HS COM M ODITY**  
**\*\*\* AGUSTUS/ AUGUST 2014 \*\*\***

H S	Uraian Komoditi Commodity Description	Berat Bersih / Net Weight (Kg)		Nilai / Value C.I.F (US\$)	
		Bulan ini Current Month	Kumulatif Cum.Jan. to date	Bulan ini Current Month	Kumulatif Cum.Jan. to date
1605620000	Sea urchins, prepared/preserved	0	95	0	73
1605630000	Jellyfish, prepared/preserved	964	3 450	1 384	4 343
1605690000	Oth aquatic invertebrates, prepared/preserved	10 141	96 842	16 083	207 802
1701120000	Beet sugar,raw,not added flavour/colour	8	8	7 267	7 267
1701130000	Cane sugar,raw, not added flavour/colour	0	52 000 000	0	21 454 680
1701140000	Oth cane sugar, raw , not added flavour/colour	231 746 000	2 156 345 860	101 129 599	969 587 400
1701910000	Oth raw sugar,added flavour/colour	0	21 600 000	0	10 942 800
1701991100	Refined sugar,white	2 100 337	45 467 129	1 174 660	24 811 418
1701999000	Chemically pure sucrose, in solid form	1 545	10 377 190	9 051	5 287 164
1702110000	Lactose & lactose syrup,lactose_99%, asanhydrous lactose,calculat	1 176 563	13 769 741	1 817 180	22 896 194
1702190000	Lactose & lactose syrup,lactose<99%	117 531	1 934 858	226 689	3 538 117
1702200000	Maple sugar & maple syrup	2 961	14 792	8 400	34 417
1702301000	Glucose,no fructose or in dry state w/fructose<20%	2 756 946	28 039 947	2 306 765	19 890 156
1702302000	Glucose syrup,no fructose / in dry statew/ fructose<20%	3 512 708	26 659 571	1 869 093	15 311 033
1702400000	Glucose & glucose syrup, containing 20%_fructose< 50%,excl inver	242 775	985 310	182 081	760 221
1702500000	Chemically pure fructose	594 779	7 066 785	753 116	7 458 689
1702601000	Fructose,in dry state w/ fructose>50%excl invert sugar	101 616	624 123	169 092	913 894
1702602000	Fructose syrup,in dry state w/ fructose>50%, excl invert sugar	6 101 868	44 957 531	2 727 199	21 165 283
1702901100	Chemically pure maltose,in dry statew/ fructose 50%	1 566 487	7 283 003	962 531	4 345 277
1702901900	Maltose syrup,in dry state w/ fructose50%	415 770	12 514 216	259 192	7 474 663
1702902000	Artificial honey,whether/ not mixed withnatural honey,in dry w/ fr	19 616	208 844	106 886	769 167
1702903000	Flavoured/ coloured sugars (excl maltose),fructose 50%	5 561	8 736	11 962	34 050
1702904000	Caramel,fructose 50%	556 310	3 539 708	672 388	4 591 615
1702909100	Syrup of sugar, in dry state w/ fructose50%	750	136 446	8 022	232 125
1702909900	Other sugar,incl invert sugar and sugarsyrup blends, in dry w/ fruc	957 737	7 214 717	977 962	8 673 710
1703101000	Cane molasses,added flavour/colour matter	0	6	0	95
1703901000	Oth molasses result from extract/refineof sugar,add flavour/colou	4 275	8 242	45 850	95 359
1703909000	Oth molasses result from extract/refineof sugar,not add flavour/c	23 007 200	65 510 613	6 935 709	17 323 309
1704100000	Chewing gum,whether/ not sugar-coated	15 471	290 006	52 978	1 082 314
1704901000	Medicated pastilles & drops	169 788	907 445	815 952	5 410 006
1704902000	White chocolate, not containing cocoa	25 533	126 368	135 378	718 036
1704909100	Oth sugar confectionery,not cont.cocoa,soft,cont gelatin	463 376	3 112 799	1 572 027	11 471 001
1704909900	Oth sugar confectionery,not cont.cocoa,oth soft,cont gelatin	299 395	4 356 834	1 134 783	13 862 770
1801000000	Cocoa beans,whole/broken,raw/roasted	7 311 155	53 648 468	23 484 509	156 620 507
1803100000	Cocoa paste,not defatted	30 015	220 788	148 499	966 221
1803200000	Cocoa paste,wholly/partly defatted	0	964 300	0	2 271 415
1804000000	Cocoa butter,fat & oil	156	1 049 587	1 778	7 452 083
1805000000	Cocoa powder,not containing add sugar or other sweetening matt	1 107 075	8 378 586	2 826 597	27 135 365
1806100000	Cocoa powder,containing add sugar or oth sweetening matter	49 623	892 645	231 310	2 237 287
1806201000	Chocolate confectionary in blocks, slab/bars,weight>2kg	302 921	2 919 925	1 201 103	12 458 213
1806209000	Other chocolate, liquid,paste,granular/ oth bulk form,packing>2kg	37 297	489 671	132 800	1 350 152
1806311000	Filled chocolate confectionary in blocks,slabs,bars,weight_2kg	70 145	515 006	543 294	3 746 620
1806319000	Other chocolate,in blocks,slabs,bars,filled,weight_2kg	5 929	160 559	78 728	884 429
1806321000	Chocolate confectionary in blocks,slabs,bars,not filled,weight_2kg	41 950	760 045	270 859	4 231 738
1806329000	Other chocolate,in blocks,slabs,bars,not filled,weight_2kg	80 468	769 929	57 522	506 585
1806901000	Chocolate confectionary in tablets orpastilles	43 488	541 479	255 071	2 798 120
1806903000	Food preparations of flour,meal,starch,malt extract, cont 40%_coc	0	26	0	1 118
1806909000	Oth chocolate and food preparation contcocoa	489 654	3 278 732	4 015 175	19 991 961
1901101000	Preparations for infant use of maltextract, for retail sale	267	52 754	2 831	140 773
1901102000	Preparations for infant use of goods ofhead 04.01-04.04, for retail	177 368	1 441 517	1 982 679	15 325 555
1901103000	Preparations for infant use of soya bean powder, for retail sale	138 767	2 586 632	474 529	7 585 963
1901109100	Medical foods, preparations for infantuse, for retail sale	0	8 698	0	309 072
1901109900	Oth preparations for infant use,w/ cocoa<40%, for retail sale	86 664	580 915	399 425	2 690 410
1901201000	Mixes & doughs of flour, groats, meal,starch/ malt extract, not con	89 531	422 114	206 705	1 239 999
1901202000	Mixes & doughs of flour, groats, meal,starch/ malt extract, contain	1 001	5 746	1 273	8 826
1901203000	Oth mixes and doughs for prep. ofbakers wares, not containing co	120 407	877 540	299 593	2 121 001
1901204000	Oth mixes and doughs for prep. ofbakers wares, containing cocoa	4 636	42 148	16 218	112 607
1901901900	Oth than medical foods for infantnot put up for retail sale	48 000	752 100	226 032	3 433 238
1901902000	Malt extract	975 542	9 773 354	1 735 239	18 993 295
1901903100	Filled milk, of goods of heading04.01 to 04.04	154 170	1 054 566	394 413	5 202 685
1901903200	Oth than filled milk, containing cocoapowder of goods of head. 04	368 386	2 094 653	2 612 575	14 679 876
1901903900	Oth of goods of heading 04.01 to 04.04	547 632	8 865 894	4 405 387	59 155 512
1901904100	Oth soya based preparation, in powderform	358	127 456	1 820	353 767
1901904900	Oth soya based preparations, in otherform	20 145	57 678	32 872	89 301

I.3. IM POR M ENURUT KOM ODITI / IM PORT BY HS COM M ODITY

\*\*\* AGUSTUS/ AUGUST 2014 \*\*\*

H S	Uraian Komoditi Commodity Description	Berat Bersih / Net Weight (Kg)		Nilai / Value C.I.F (US\$)	
		Bulan ini Current Month	Kumulatif Cum.Jan. to date	Bulan ini Current Month	Kumulatif Cum.Jan. to date
1901909100	Oth soya based preparation Medical foods	0	1 528	0	24 584
1901909910	Kerupuk of shrimps	0	33 193	0	79 950
1901909990	Oth than kerupuk of shrimps	588 900	4 960 357	1 949 354	18 210 334
1902110000	Uncooked pasta, not stuffed/ otherwiseprepared, containing eggs	73 221	418 904	108 338	580 127
1902192000	Uncooked pasta,not stuffed/ otw prep.notcont.eggs,rice vermicelli	17 829	156 445	13 939	214 330
1902193000	Uncooked pasta,not stuffed/ otw prep.notcont. eggs, transparent \	34 578	440 862	50 049	553 879
1902194000	Uncooked pasta, not stuffed/ otherwiseprepared, not containing e	2 277	30 635	7 865	100 664
1902199000	Uncooked pasta, not stuffed/ otherwiseprepared, not containing e	199 822	1 434 683	353 280	2 215 496
1902201000	Stuffed pasta with meat or meat offal,whether or not cooked or oi	27 418	137 090	96 937	488 296
1902209000	Stuffed pasta w/ o meat/ meat offal,fish,crustac/ mollsc,wthr/ not cc	0	1 716	0	11 083
1902302000	Oth pasta, instant rice vermicelli	2 884	16 483	8 682	52 097
1902303000	Oth pasta, transparant vermicelli	267 126	2 465 118	286 120	2 709 671
1902304000	Oth pasta, oth instant noodles	114 852	914 649	419 464	2 939 522
1902309000	Oth pasta,not instant rice vermicelli,transp vermicelli,oth instant n	80 752	517 172	138 909	849 777
1902400000	Couscous	2 402	18 004	4 356	33 745
1903000000	Tapioca&substitutes thf prep fr starch,in flake,grain,pearl,sifting/ s	8 634	53 611	9 086	60 302
1904101000	Prep food obtain by the swell/ roastingof cereals/ cereal products, c	303 652	3 053 332	884 377	8 947 448
1904109000	Prep food obtain by the swell/ roastingof cereal/ cereal product,not	140 371	1 400 591	547 039	4 932 568
1904201000	Prepared foods obtained from unroastedcereal flakes	1 036	22 533	1 771	57 148
1904209000	Prep food obtain fr mixture f unroastedcereal flake and roast cer f	25 477	80 106	35 963	168 373
1904901000	Rice preparations, includingpre-cooked rice	10 457	118 928	32 250	386 725
1904909000	Oth prepared foods obtainedof cereals or cereal products	24 222	240 689	99 171	864 720
1905100000	Crispbread	20 625	121 694	63 926	297 000
1905200000	Gingerbread and the like	0	25	0	695
1905311000	Sweet biscuits not containing cocoa	339 140	2 267 144	997 330	7 010 162
1905312000	Sweet biscuits containing cocoa	99 171	964 964	620 857	5 546 625
1905320000	Waffles and wafers	109 407	2 355 790	413 244	9 149 083
1905401010	Rusk,toastd bread & sim toasted product,bread crumb nosugar,ho	156 959	1 705 288	246 061	2 320 798
1905409000	Rusk,toastd bread & sim toasted product,bread crumb w/ sugar,ho	14 628	194 584	103 620	1 026 480
1905901000	Unsweetened teething biscuits	11	200	161	1 944
1905902000	Other unsweetened biscuits	5 431	45 703	15 506	186 987
1905903000	Cakes	39 487	523 222	147 231	1 780 345
1905904000	Pastries	23 164	69 855	105 089	321 732
1905907000	Communion wafers, sealing wafers,rice paper and similar product	0	451	0	5 548
1905908000	Other crisp savoury food products	158 387	1 432 150	796 465	7 641 040
1905909000	Other baker wares	366 908	3 058 552	884 393	6 748 420
2001100000	Cucumbers and gherkins,prepared orpre served by vinegar or acet	2 257	29 141	6 389	58 650
2001901000	Onions, prepared/ preserved byvinegar or acetic acid	1 029	12 835	1 492	27 901
2001909000	Oth vegetable,fruit,nuts,edible part ofplant prep/ presv by vinegar/	19 739	167 621	63 821	380 787
2002101000	Tomatoe,cooked otw than by steam/boilingin water not prep/pre	63 309	257 184	67 004	256 675
2002109000	Tomatoe,not cooked otw thn by steam/boilin water not prep/pre	54 384	128 180	21 454	59 240
2002901000	Tomato paste,not prepared or preservedby vinegar or acetic acid	719 167	6 695 787	766 302	7 232 062
2002902000	Oth tomato powder,prepared/preservedotherwise than by vinega	0	786	0	2 758
2002909000	Other tomatoes, prepared/ preservedotherwise than by vinegar/ac	100	150 201	1 263	255 212
2003100000	Mushrooms of the genus agaricus, notprep/ presrvd by vinegar/a	236 141	1 353 927	194 277	1 434 489
2003901000	Truffles, not prepared/preserved byvinegar or acetic acid	0	5 590	0	134 936
2003909000	Oth mushrooms, not prepared/preservedby vinegar or acetic acid	5 902	116 820	8 301	136 797
2004100000	Potatoes, frozen, not preprd/preservedby vinegar or acetic acid	1 195 870	19 463 287	1 373 115	22 920 214
2004909000	Oth vegetables & mixtures of vegetables,frozn,prep/ presrv by vine	23 171	168 459	31 622	251 538
2005109000	Hmgns vegetbl not in airtightcontainernot frozn,not prep/ presrv k	0	33 031	0	16 221
2005201900	Potat chip&stick no in airtightcontainernot frozn,not prep/ presrv by	1 243	1 961	4 227	6 403
2005209100	Other potatoes in airtight containers,not frozn,not prep/ presrv by	0	100 846	0	256 686
2005209900	Other potatoe,not in airtightcontainrnot frozn,not prep/ presrv by	4 775	25 665	28 445	172 802
2005400000	Peas (pisum sativum), not frozen,notprepared/ preservd by vinegar/	927	1 113 529	8 026	625 127
2005510000	Beans,shelled, not frozen, not preparedor preserved by vinegar or	46 851	352 213	64 247	495 490
2005591000	Oth bean in airtightcontainr,not froznnot prep/ presrv by vinegar/ε	714	714	686	686
2005599000	Oth bean not in airtightcontnr,notfroznnot prep/ presrv by vinegar.	7 406	130 559	17 378	215 070
2005600000	Asparagus, not frozen, not preparedor preserved by vinegar or ace	88 783	479 691	90 208	448 362
2005700000	Olives, not frozen, not preparedor preserved by vinegar or acetic ε	1 967	18 507	9 502	74 366
2005800000	Sweet corn-zea mays var.saccharata,notfrozen,not prep by vinega	92 501	834 023	97 913	733 241
2005910000	Bamboo shoots,not frozen,not preparedby vinegar/ acid	0	52 681	0	40 086
2005991000	Oth vegetabl&mixtr of vegt in airtightcontainr,not frozn,not prep k	20 437	106 475	258 102	2 593 434
2005999000	Oth vgtbl&mixtr of vegt not in airtghtcontainr,not frozn,not prep k	91 919	1 122 696	326 039	3 019 211
2006000000	Vegetables,fruit,nuts,fruit-peel & oth parts of plants,preserved by s	1 428	132 920	21 756	229 751

**I.3. IM POR M ENURUT KOM ODITI / IM PORT BY HS COM M ODITY**  
**\*\*\* AGUSTUS/ AUGUST 2014 \*\*\***

H S	Uraian Komoditi Commodity Description	Berat Bersih / Net Weight (Kg)		Nilai / Value C.I.F (US\$)	
		Bulan ini Current Month	Kumulatif Cum.Jan. to date	Bulan ini Current Month	Kumulatif Cum.Jan. to date
2007100000	Jams, fruit jellies, marmalades, fruit/nut, homogenised preparatio	108 836	389 653	203 118	954 145
2007910000	Citrus fruit	0	14 039	0	49 652
2007991000	Fruit pastes oth than of mango, pineapples or strawberries	42 982	4 342 609	48 259	3 350 314
2007999000	Fruit pastes of mango, pineapples or strawberries	672 611	3 565 194	962 949	5 700 981
2008111000	Roasted ground nuts, othwise prepared/ preserved	55 115	353 128	146 795	947 479
2008112000	Peanut butter, othwise prepared/ preserved	69 448	248 910	328 414	1 170 378
2008119000	Oth ground nuts, othwise prepared/ preserved	5 964	193 848	12 880	336 661
2008191000	Cashew, incl. mixtures, othwise prepared or preserved	5 686	53 962	20 414	461 128
2008199000	Other nuts and seeds, othwise prepared or preserved	386 383	2 451 305	461 541	3 780 082
2008200000	Pineapples, othwise prepared/ preserved	0	18 144	0	24 249
2008301000	Citrus fruit, added sugar/ oth. sweetning matter or spirit, othw prepar	108 000	952 768	105 900	982 425
2008309000	Citrus fruit, no sugar/ oth. sweetning matter or spirit, othw prepared/	1 251 284	4 960 479	1 211 804	4 797 850
2008401000	Pears, added sugar/ oth. sweetening matter or spirit, othw prepared/ p	0	26 646	0	48 296
2008501000	Apricots, cont added sugar/ oth sweetnig matter/ spirit othw prepar	0	3 520	0	6 520
2008601000	Cherries, cont added sugar/ oth sweetnig matter/ spirit othw prepar	14 795	335 071	60 573	916 942
2008701000	Peaches, cont added sugar/ oth sweetning matter/ spirit othw prepar	10 808	123 747	12 500	196 682
2008709000	Peaches, no sugar/ oth sweetning matter/ spirit othw prepared/ pres	0	6 782	0	21 916
2008801000	Strawberrie, cont added sugar/ oth sweetmatter/ spirit othw prepar	0	6 608	0	27 027
2008971000	Mixture of stem, root & oth edible part of plant not incl fruit/ nut, oth	0	22 539	0	38 979
2008972000	Mxtre oth of stem, root & oth edible part of plant not incl fruit/ nut, ot	7 027	232 649	17 630	377 855
2008979000	Oth mixtures othwise prep./ preserved	2 604	42 186	7 699	102 433
2008991000	Lychees, othwise prepared or preserved	225 264	1 075 180	139 849	862 321
2008992000	Longans, othwise prepared or preserved	0	50 013	0	95 592
2008993000	Stem, root & oth. edible part of plant not inc friuts or nuts, othw prep/	19 083	332 966	66 293	598 745
2008994000	Othwise prepared or preserved, added sugar/ sweetening matter o	9 318	169 940	23 379	852 248
2008999000	Othwise prepared or preserved, not added sugar/ sweetening matt	65 407	219 548	69 332	401 185
2009110000	Orange juice, frozen	548 120	4 227 775	1 158 665	8 548 938
2009120000	Orange juice, not frozen, of a brix value not exceeding 20	1 179 677	1 583 551	1 127 924	1 641 156
2009190000	Other orange juice	21 026	110 154	62 522	343 487
2009210000	Grapefruit (including pomelo) juice, of a brix value not exceeding 2	0	36 452	0	32 299
2009290000	Other grapefruit juice	0	97 769	0	578 862
2009310000	Juice of any other single citrus fruit, of a brix value not exceeding 2	3 174	24 808	5 527	46 364
2009390000	Other juice of any other single citrus fruit	2 586	56 043	4 639	270 347
2009410000	Pineapple juice, of a brix value not exceeding 20	0	24 727	0	31 585
2009490000	Other pineapple juice	384	24 890	637	33 671
2009500000	Tomato juice	21 576	186 006	17 957	141 665
2009610000	Grape juice (including grape must), of a brix value not exceeding 20	49 573	778 938	104 485	1 616 578
2009690000	Other grape juice	1 411	314 281	1 958	932 834
2009710000	Apple juice, of a brix value not exceeding 20	10 456	118 200	9 339	165 347
2009790000	Other apple juice	67 556	567 636	102 294	991 011
2009819000	Cranberry juice not for infant use	0	67 622	0	388 392
2009891000	Blackcurrant juice	8 000	28 789	46 906	143 983
2009899100	Oth juice of any oth single fruit / vegetables for infant use	0	1 561	0	6 238
2009899900	Oth juice of any oth single fruit / vegetables not for infant use	90 000	480 591	79 690	777 833
2009901000	Mixtures of juices for instant use	0	1 175	0	5 028
2009909000	Mixtures of juices not for instant use	120 109	635 352	317 871	1 332 613
2101111000	Instant coffee	988 093	6 649 833	6 050 049	42 792 517
2101119000	Extracts, essences and concentrates oth than coffee	7 316	235 576	128 316	1 298 205
2101129000	Prep w/ basis extrct, esenc/ conctrts/ w/ basis coffee, oth thn mxtr i	199 932	3 318 827	1 316 627	22 910 598
2101201000	Tea prep rtn consisting of a mixture of tea, milk powder and sugar	15 982	117 656	79 726	541 999
2101209000	Oth extract, essence, concentrate, of tea or mate & prep. milk powc	178 369	1 213 874	1 643 914	8 985 502
2101300000	Roasted chicory & oth. roasted coffee substitute, extract, essence & c	0	726	0	6 854
2102100000	Active yeasts	126 582	2 058 738	371 965	5 466 417
2102200000	Inactive yeasts; oth single-cell microorganisms, dead	599 627	3 728 122	673 135	4 603 921
2102300000	Prepared baking powders	242 107	3 293 444	658 488	9 230 706
2103100000	Soya sauce	1 238 183	7 647 302	997 765	6 830 589
2103200000	Tomato ketchup and other tomato sauces	105 477	474 933	163 252	778 560
2103300000	Mustard flour & meal & prepared mustard	133	59 605	354	256 049
2103901000	Chilli sauce	79	7 006	798	46 879
2103903000	Fish sauce	105 337	710 095	86 062	677 144
2103904000	Oth mixed condiments and mixed seasonings, including belachan	2 885	53 050	9 751	140 313
2103909000	Oth sauces and preparations therefor; mustard flour & meal & prep	758 895	8 244 555	2 265 327	24 605 276
2104101100	Soups and broths & preparation therefor containing meat for infan	0	3	0	71
2104101900	Soups and broths & preparation therefor cont meat not for infant t	34 988	61 537	119 524	205 795

**I.3. IM POR M ENURUT KOM ODITI / IM PORT BY HS COM M ODITY**  
**\*\*\* AGUSTUS/ AUGUST 2014 \*\*\***

H S	Uraian Komoditi Commodity Description	Berat Bersih / Net Weight (Kg)		Nilai / Value C.I.F (US\$)	
		Bulan ini Current Month	Kumulatif Cum.Jan. to date	Bulan ini Current Month	Kumulatif Cum.Jan. to date
2104109100	Soups and broths & preparationtherefor not cont meat for infant t	10 000	10 000	333 001	333 001
2104109900	Soups and broths & preparationtherefor not cont meat notfor infan	67 232	366 415	247 744	1 281 375
2104201100	Homogenised composite food preparation,containing meat for infa	800	2 593	7 107	23 040
2104201900	Homogenised composite food preparation,containing meat not for	0	101	0	3 458
2104209100	Homogenised composite food preparation,not containing meat for	3 039	8 989	27 000	79 645
2104209900	Homogenised composite food preparation,not containing meat not	10 000	20 866	30 000	67 901
2105000000	Ice cream and other edible ice, whetheror not containing cocoa	330 323	3 228 710	832 031	8 669 341
2106100000	Protein concentrates and texturedprotein substances	958 171	7 965 251	2 174 882	16 742 206
2106901000	Dried bean curd and bean curd sticks	0	69 258	0	143 285
2106902000	Flavoured or colored syrups	93 230	1 031 623	151 393	2 825 164
2106903000	Non-dairy creamer	6 244 202	47 727 959	13 373 502	95 951 959
2106904100	Autolysed yeast preparations in powderform	100 389	1 095 801	848 074	9 594 061
2106904900	Autolysed yeast preparations not inpowder form	68 578	552 201	249 914	1 858 003
2106905100	Non-alcoholic prep of raw material forthe manufact of composite	5 492	216 460	54 630	1 495 339
2106905200	Non-alcoholic composite concentrts forsimple dilution w/ water tc	271 848	2 169 383	2 142 385	25 657 960
2106905300	Ginseng based products	52	12 279	8 535	271 233
2106905900	Other non-alcoholic preparations use formaking / manufacturing t	430 077	4 389 217	2 351 874	26 169 155
2106907000	Food supplements	591 366	4 795 200	10 355 263	78 278 351
2106908000	Fortificant premixes	12 276	665 003	94 842	2 580 679
2106909100	Oth mixtures of chemicals/ oth substancesof a kind used for food p	84 120	900 515	122 038	1 282 167
2106909200	Ginseng based preparations	5 000	44 775	36 312	390 671
2106909400	Other food preparations for infant use	17 221	313 462	179 076	3 620 071
2106909600	Other medical foods	8 967	76 244	111 205	1 079 696
2106909800	Other flavouring preparations	134 570	1 139 641	1 113 679	8 471 267
2106909910	Tempeh	0	6	0	4 347
2106909990	Other food preparations not elsewherespecified or included	1 558 413	8 854 381	9 588 577	54 800 952
2201100010	Mineral waters	158 589	1 801 200	97 038	1 224 326
2201100020	Aerated waters	35	4 319	107	7 103
2201909090	Other waters not containing added sugaror oth sweetening matter	0	96	0	2 226
2202101000	Sparkling mineral waters and aeratedwaters, flavoured	31 130	464 778	32 424	475 448
2202109000	Other waters, containing added sugar/ oth sweetening or flavoure	1 378 479	34 774 601	870 095	21 105 372
2202901000	Flavoured uht milk drinks	89 302	1 111 817	133 207	1 580 320
2202902000	Soya milk drinks	1 016 402	6 724 010	688 804	4 556 353
2202903000	Oth non-aerated beverage ready forimmediate consumption with	1 608 291	17 220 947	1 879 179	20 054 604
2202909000	Oth non-alcoholic beverages, excludingfruit or vegetable juices	1 786 101	33 815 691	1 500 522	19 496 369
2203009000	Other beer made from malt,including ale	2 304	257 367	4 558	521 594
2204100000	Sparkling wine	3 064	8 696	35 087	107 011
2204211100	Wine, in containers <= 2 l, alcoholicstrength by volume <= 15%	2 517	62 936	25 673	447 132
2204212100	Grape must,in container <=2 l,alcoholicstrength by volume <= 15%	0	22 177	0	209 163
2204212200	Grape must,in container <=2 l,alcoholicstrength by volume > 15%	0	380	0	2 449
2204291300	Wine, in containers > 2 l, alcoholicstrength by volume > 15% & <=	0	9	0	174
2204301000	Other grape must, alcoholic strength byvolume <= 15%	7 728	55 502	24 171	288 628
2205101000	Vermouth & oth wine,in container <=2 l,alcoholic strength by volu	0	4 055	0	25 746
2206002000	Sake (rice wine)	0	16 600	0	55 420
2207100000	Undenatured ethylalcohol of alcoholic	1 159 712	1 234 349	34 043	420 781
2207201100	Ethyl alcohol of an alcoholic strength	283	19 872	482	31 862
2207201900	Oth denatured ethyl alcohol, including	56	214	2 658	4 973
2207209000	Other ethyl alcohol and other spirits	0	8	0	143
2208205000	Brandy	514	8 182	3 087	42 764
2208209000	Other spirits obtained by distilling	6 012	48 400	81 726	547 268
2208300000	Whiskies	16 595	252 674	175 022	3 771 073
2208400000	Rum & oth spirit obtained by	1 519	17 804	11 214	114 702
2208500000	Gin & geneva	1 767	22 310	12 458	164 279
2208600000	Vodka	8 259	46 955	63 713	403 996
2208700000	Liqueurs & cordials	11 339	26 142	143 794	261 835
2208909000	Other spirituous beverages	2 089	13 070	19 520	99 863
2209000000	Vinegar and substitutes for vinegarobtained from acetic acid	28 927	416 846	76 059	638 116
2301100000	Flours, meals & pellets, of meat / meatoffal; greaves	6 487 249	40 248 142	5 559 789	30 913 502
2301201000	Flours,meal&pellet,of fish w/ a proteincontent weight <60%/crust	990 000	9 047 445	919 752	8 279 840
2301202000	Flours,meal&pellet,of fish w/ a proteincontent weight >=60%/cru:	843 291	10 934 813	1 289 777	15 089 100
2301209000	Oth flours,meals&pellets unfit for humanconsumpsion	3 147 857	22 026 308	3 555 113	23 174 333
2302100000	Bran, sharps and other residues of maize(corn)	672 853	1 468 570	609 975	1 302 033
2302300000	Bran, sharps and other residues of wheat	113 050	2 484 049	80 884	968 956
2302500000	Bran, sharps and other residues ofleguminous plants	1 012 770	3 823 120	331 880	1 277 976

**I.3. IM POR M ENURUT KOM ODITI / IM PORT BY HS COM M ODITY**  
**\*\*\* AGUSTUS/ AUGUST 2014 \*\*\***

H S	Uraian Komoditi Commodity Description	Berat Bersih / Net Weight (Kg)		Nilai / Value C.I.F (US\$)	
		Bulan ini Current Month	Kumulatif Cum.Jan. to date	Bulan ini Current Month	Kumulatif Cum.Jan. to date
2303101000	Residues of starch manufacture of manioc(cassava) or sago	10 500	31 508	23 100	71 747
2303109000	Other residues of starch and similarresidues	27 930 361	189 300 409	25 041 940	160 047 162
2303300000	Brewing or distilling dregs and waste	32 146 480	167 060 539	10 968 417	56 250 904
2304001000	Defalted soya been flour, fit for humanconsumpsion	340 000	4 035 407	249 693	3 009 031
2304009000	Oil-cake&other solid residues, fromextraction of soyabean oil	341 650 617	2 564 610 436	199 933 605	1 528 013 849
2306300000	Oil-cake and other solid residues ofsunflower seeds	0	76 150	0	30 993
2306411000	Oil-cake and other solid residues of lowerucic acid rape seeds	712 160	6 180 582	214 539	1 794 552
2306412000	Oil-cake and other solid residues of lowerucic acid colza seeds	0	415 148	0	188 186
2306491000	Oil-cake and other solid residues of othrape seeds	14 270 706	99 164 726	4 254 142	28 346 111
2306492000	Oil-cake and other solid residues of othcolza seeds	37 000	830 630	9 928	228 998
2306500000	Oil-cake and other solid residues ofcoconut/copra	100 000	899 500	6 760	60 545
2306901000	Oil-cake and other solid residues ofmaize (corn) germ	3 111 512	13 578 673	2 264 536	10 936 193
2306909000	Other oil-cake and other solid residues	1 864 200	12 801 098	475 530	2 702 465
2308000000	Vegetable materials and waste, residuesof a kind used in animal fe	175 500	432 033	39 320	264 368
2309101000	Dog or cat food, put up for retail sale,containing meat	2 477 006	15 996 446	2 767 836	17 745 078
2309109000	Dog or cat food, put up for retail sale,not containing meat	1 020 902	6 248 106	1 549 312	9 427 501
2309901100	Complete feed of a kind suitable forpoultry	223 000	1 557 357	136 680	978 452
2309901200	Complete feed of a kind suitable forswine	2 997 211	24 524 854	1 518 841	11 493 510
2309901300	Complete feed of a kind suitable forprawns	327 748	1 519 017	334 808	1 937 879
2309901400	Complete feed of a kind suitable forprimates	0	57 441	0	60 459
2309901900	Other complete feed	238 100	1 440 591	491 692	1 816 141
2309902000	Premixes, feed supplements and feedadditives for animal	4 814 139	28 131 684	12 956 690	86 621 455
2309903000	Other preparations of a kind used inanimal feeding, containing me	27 765 947	195 256 993	19 391 758	127 127 369
2309909000	Other preparations of a kind used inanimal feeding, not containin	24 302 295	124 625 458	21 423 817	99 515 543
2401101000	Virginia tobacco, not stemmed/ stripped,flue-cured	523 500	9 724 961	4 783 046	54 144 647
2401104000	Burley tobacco, not stemmed/ stripped	0	1 466 531	0	6 322 376
2401105000	Oth tobacco, not stemmed/ stripped,flue-cured	0	1 330 639	0	6 705 641
2401109000	Oth tobacco, not stemmed/ stripped, notflue-cured	1 412 329	14 274 990	12 462 303	85 734 219
2401201000	Virginia tobacco, partly or whollystemmed/ stripped,flue-cured	3 983 111	16 104 966	20 733 615	89 426 604
2401202000	Virginia tobacco, partly or whollystemmed/ stripped,not flue-curec	94 000	385 571	198 915	1 961 811
2401203000	Oriental tobacco, partly or whollystemmed/ stripped	798 273	8 178 686	5 048 824	56 774 489
2401204000	Burley tobacco, partly or wholly stemmed/ stripped	79 490	2 452 180	566 986	17 351 498
2401205000	Oth tobacco, partly or wholly stemmed/ stripped, flue-cured	4 862	45 999	551 976	5 687 896
2401209000	Oth tobacco, partly or wholly stemmed/ stripped,not flue-cured	1 116 600	6 318 863	7 675 743	42 597 448
2401301000	Tobacco stems	19 805	2 823 966	84 035	3 833 129
2401309000	Other tobacco refuse	197 115	1 274 722	469 417	1 669 055
2402100000	Cigars, cheroots and cigarillos,containing tobacco	7 075	63 686	105 564	917 127
2402201000	Beedies	30	30	1 483	1 483
2402202000	Clove cigarettes	0	969	0	49 901
2402209000	Other cigarettes containing tobacco	26 641	427 479	407 776	9 745 223
2402902000	Cigarettes of tobacco substitutes	0	10 477	0	424 625
2403110000	Water pipa tobacco	0	27	0	1 581
2403191900	Not ang hoon, packed for retail sale	381	475	5 758	9 886
2403192000	Oth manufactured tobacco for themanufacture of cigarette	877 420	6 746 884	5 260 423	41 434 644
2403199000	Other smoking tobacco, whether or notcontaining tobacco substit	3 685	129 894	31 610	1 294 005
2403919000	Homogenised or reconstituted tobacco,packed not for retail sale	358 041	2 437 280	1 033 978	7 351 091
2403991000	Tobacco extracts and essences	0	751	0	5 319
2403999000	Oth manufactures tobacco & manufacturedtobacco substitutes	655 051	1 552 756	4 159 696	11 465 239
2501001000	Table salt	159	823	501	24 200
2501002000	Rock salt	0	9 894	0	51 728
2501009010	Oth salt cont. at least 94.7% sodiumchloride calculated on a dry ba	189 797 001	1 453 207 878	8 884 843	67 260 783
2501009090	Other salt and sea water	153	579 837	398	76 355
2502000000	Unroasted iron pyrites	50 000	146 000	18 900	56 240
2503000000	Sulphur of all kinds, oth than sublimed,precipitated and colloidal s	27 632 359	240 247 983	5 578 789	48 124 391
2504100000	Natural graphite, in powder or in flakes	477 503	7 191 245	202 383	2 702 305
2504900000	Natural graphite,not in powder nor inflakes	112 607	538 649	199 415	931 727
2505100000	Silica sands and quartz sands	1 207 583	32 416 920	300 745	4 497 198
2505900000	Other natural sands,whether/ not coloredother than metal-bearing	272 208	12 575 054	192 694	1 765 017
2506100000	Quartz	204 607	3 822 901	56 799	662 931
2506200000	Quartzite	291 000	2 126 425	64 650	465 965
2507000000	Kaolin and other kaolinic clays,whetheror not calcined	10 526 832	80 908 008	3 221 145	25 035 026
2508100000	Bentonite	11 678 040	245 030 493	2 633 188	26 330 444
2508300000	Fire-clay	999 265	7 152 645	418 255	3 000 819
2508401000	Fuller's earth	1 462 840	11 572 638	342 968	2 883 599

**I.3. IM POR M ENURUT KOM ODITI / IM PORT BY HS COM M ODITY**  
**\*\*\* AGUSTUS/ AUGUST 2014 \*\*\***

H S	Uraian Komoditi Commodity Description	Berat Bersih / Net Weight (Kg)		Nilai / Value C.I.F (US\$)	
		Bulan ini Current Month	Kumulatif Cum.Jan. to date	Bulan ini Current Month	Kumulatif Cum.Jan. to date
2508409000	Other clays	5 489 376	43 914 500	2 989 863	18 004 620
2508500000	Andalusite, kyanite and sillimanite	91 223	1 212 499	43 054	665 809
2508600000	Mullite	220 000	1 701 664	89 095	645 996
2508700000	Chamotte or dinas earths	61 500	1 904 541	6 780	746 880
2509000000	Chalk	30 608	319 453	35 403	404 877
2510101000	Apatite, unground	126 130	614 962	171 984	855 684
2510109000	Oth natural calcium phosphates,naturalaluminium calcium phosph	97 762 890	828 537 541	14 185 114	111 848 589
2510209000	Oth natural calcium phosphates,naturalaluminium calcium phosph	30 511	333 720	98 368	801 655
2511100000	Natural barium sulphate (barytes)	8 680 000	59 675 051	1 751 477	12 520 053
2512000000	Sliceous fossil meals and similarsiliceous earths	376 576	3 248 780	227 657	2 124 774
2513100000	Pumice stone	14 986	92 600	51 995	228 857
2513200000	Emery, natural corundum, natural garnetand other natural abrasiv	2 684 801	13 747 063	1 186 810	5 630 613
2514000000	State, whether or not roughly trimmed ormerely cut	99 880	1 337 300	48 950	534 992
2515110000	Marble and travertine, crude or roughlytrimmed	486 830	4 490 957	102 713	766 078
2515121000	Marble and travertine, merely cut into blocks	5 018 873	22 915 566	1 144 627	6 982 323
2515122000	Marble and travertine, merely cut into slabs	3 876 449	24 235 259	1 874 670	11 403 517
2515200000	Ecaussine & other calcareous monumentalor building stone; alaba	0	40 761	0	2 550
2516110000	Granite, crude or roughly trimmed	0	1 538	0	4 100
2516121000	Granite, merely cut into blocks	1 400 230	7 645 253	360 248	1 712 647
2516122000	Granite, merely cut into slabs	1 419 266	8 581 637	662 133	3 170 122
2516201000	Sandstone,crude or roughly trimmed	0	228 022	0	49 554
2516202000	Sandstone,merely cut into blocks orslabs	38 545	146 002	13 940	81 033
2516900000	Other monumental or building stone	162 864	313 959	133 079	177 250
2517100000	Pebbles, gravel, broken/ crushed stonewhether or not heat treatec	34 346 542	188 431 609	521 508	3 008 344
2517200000	Macadam of slag, dross or similarindustrial waste	0	17	0	661
2517300000	Tarred macadam	0	420	0	813
2517410000	Granules, chippings and powder of marble	72 007	1 467 757	10 196	243 247
2517490000	Granules, chippings & powder of stoneswhether or not heat treat	1 043 381	8 032 922	379 258	3 029 388
2518100000	Dolomite, not calcined or sintered	520 000	3 078 683	58 630	341 410
2518200000	Dolomite, calcined or sintered	2 498 010	15 269 386	345 058	2 138 088
2518300000	Dolomite, ramming mix	96 000	508 957	20 736	113 328
2519100000	Natural magnesium carbonate (magnesite)	200 276	1 620 372	52 168	558 167
2519901000	Fused magnesia; dead-burned magnesia	749 227	9 818 317	244 927	2 993 755
2519902000	Oth magnesium oxide, whether or not pure	3 623 017	30 947 501	1 406 633	12 624 438
2520100000	Gypsum, anhydrite	190 582 606	1 297 881 727	6 102 554	43 478 319
2520201000	Plasters, of a kind use suitable for usein dentistry	0	97 652	0	55 607
2520209000	Other plasters	2 237 937	19 072 456	443 321	3 318 253
2521000000	Limestone flux; limestone and othercalcareous stone of lime or ce	60 541 002	290 243 479	1 274 411	6 788 416
2522100000	Quicklime	5 527 036	33 141 118	614 954	3 831 517
2522200000	Slaked lime	2 816 124	24 476 423	418 572	3 755 568
2522300000	Hydraulic lime	60	311 598	162	75 799
2523101000	Cement clinkers, for white cement	0	38 502 166	0	2 037 175
2523109000	Other cement clinkers	76 131 000	1 340 468 934	3 800 521	69 494 492
2523291000	Portland cement, coloured cement	31 398 000	310 816 200	1 888 535	20 562 333
2523299000	Other portland cements	0	45 720 000	0	2 397 319
2523300000	Aluminous cement	0	393 493	0	402 707
2523900000	Other hydraulic cements	129 634 002	785 790 776	9 655 729	59 212 063
2524900000	Other asbestos	7 825 000	73 981 150	5 148 619	46 033 484
2525100000	Crude mica and mica rifted into sheetsor splittings	92	268	635	2 706
2525200000	Mica powder	247 771	1 882 379	219 843	2 765 400
2526100000	Natural steatite, not crushed, notpowdered	276 000	541 000	57 960	113 610
2526201000	Talc powder, crushed or powdered	10 007 380	59 998 301	2 326 813	16 202 366
2526209000	Oth natural steative, crushed/ powdered	425 655	1 614 865	120 421	740 203
2528000000	Natural borates and concentrates;naturalboric acid containing < 8%	0	1 289 381	0	813 263
2529100000	Feldspar	41 645 684	247 324 794	2 887 117	18 912 202
2529210000	Fluorspar, containing by weight 97% orless of calcium fluoride	387 700	4 263 509	94 284	1 114 927
2529220000	Fluorspar, containing by weight morethan 97% of calcium fluoride	20 000	844 914	13 332	562 481
2529300000	Leucite; nepheline & nepheline syenite	527 604	2 058 362	219 913	720 726
2530100000	Vermiculite, perlite and chlorites,unexpanded	404 718	2 871 396	180 629	1 141 181
2530201000	Kieserite	13 375 018	125 501 614	2 318 622	22 075 682
2530202000	Epsomite	0	6	0	556
2530901000	Zirconium silicates of a kind used asopacifiers	6 662 410	8 090 382	685 096	2 462 860
2530909000	Other mineral substances not elsewherespecified or included	2 534 124	20 473 221	603 463	4 298 472
2601110000	Iron ores and concentrates, other thanroasted iron pyrites :non ag	588 317 000	2 093 708 375	51 059 050	222 023 968



**I.3. IM POR M ENURUT KOM ODITI / IM PORT BY HS COM M ODITY**  
**\*\*\* AGUSTUS/ AUGUST 2014 \*\*\***

H S	Uraian Komoditi Commodity Description	Berat Bersih / Net Weight (Kg)		Nilai / Value C.I.F (US\$)	
		Bulan ini Current Month	Kumulatif Cum.Jan. to date	Bulan ini Current Month	Kumulatif Cum.Jan. to date
2601120000	Iron ores and concentrates, other than roasted iron pyrites :agglomerated	384 000	53 093 019	183 942	9 752 805
2601200000	Roasted iron pyrites	288 310	1 895 091	106 659	597 891
2602000000	Manganese ores & concentrates, including ferruginous manganese, roasted	10 544	39 310 412	8 393	4 965 190
2603000000	Copper ores and concentrates	0	10 149 719	0	19 998 774
2604000000	Nickel ores and concentrates	1	1	1	1
2606000000	Aluminium ores and concentrates	40 000	262 126	27 208	183 953
2607000000	Lead ores and concentrates	0	25 618	0	46 584
2608000000	Zinc ores and concentrates	1 029	4 149	13 313	63 046
2609000000	Tin ores and concentrates	4 905	706 726	69 554	1 749 527
2610000000	Chromium ores and concentrates	728 000	3 293 940	286 500	1 300 100
2611000000	Tungsten ores and concentrates	50	2 839	4 587	218 453
2613100000	Molybdenum ores and concentrates, roasted	0	7	0	4 560
2613900000	Molybdenum ores and concentrates, not roasted	1	1	182	182
2614001000	Titanium ores and concentrates, ilmenite ores and concentrates	0	43 068	0	70 326
2614009000	Titanium ores and concentrates, other than ilmenite ores & concentrates	704 106	3 559 627	652 032	3 649 100
2615100000	Zirconium ores and concentrates	706 525	5 339 004	899 124	7 126 917
2615900000	Niobium, tantalum or vanadium ores and concentrates	48 130	205 561	88 789	466 591
2616900000	Precious metal ores other than silver ores and concentrates	200	1 229	125 000	279 977
2617100000	Antimony ores and concentrates	7 308	44 897	43 406	291 922
2617900000	Other ores and concentrates	48 000	213 716	22 345	109 321
2618000000	Granulated slag (slag sand) from the manufacture of iron or steel	0	38	0	448
2620400000	Slag, ash & residues containing mainly aluminium	136	454	582	1 878
2620991000	Slag & hardhead of tin	0	72	0	153
2620999000	Other slag, ash & residues, containing metals, arsenic, or their compounds	0	201	0	1 285
2701110000	Anthracite	32 684 020	84 488 098	3 990 133	12 389 492
2701121000	Bituminous coal: coking coal	259 404 000	1 144 703 967	31 193 181	155 850 143
2701129000	Bituminous coal: not coking coal	15 000	30 921 877	10 134	5 132 057
2701190000	Other coal, whether or not pulverised but not agglomerated	54 706	55 806 872	30 461	8 854 794
2701200000	Briquettes, ovoids & similar solid fuels manufactured from coal	298 290	2 028 477	74 573	506 451
2702100000	Lignite, whether or not pulverised, but not agglomerated	0	85 398	0	90 834
2702200000	Agglomerated lignite	0	74 166	0	169 399
2703001000	Peat, whether or not compressed into bales, but not agglomerated	71 794	296 731	15 323	72 735
2704001000	Coke & semi-coke of coal	34 132 811	135 043 525	7 993 336	35 684 143
2704003000	Retort carbon	460 000	3 851 113	96 600	1 064 060
2705000000	Coal gas, water gas, producer gas and similar gases other than petrol	505	5 093	15 430	28 647
2706000000	Tar distilled from coal, from lignite or from peat & other mineral tar	4 093 647	39 749 890	2 389 939	23 347 135
2707200000	Toluol (toluene)	1 426	12 778	9 268	71 651
2707300000	Xylol (xylenes)	282	63 863	1 444	125 118
2707400000	Napthalene	128 840	1 380 883	203 010	2 013 126
2707500000	Other aromatic hydrocarbon mix. of >= 65% by vol., distilled at 250.c, A.S.	1 817 274	13 714 759	2 380 443	17 591 528
2707910000	Creosote oils	601 380	1 227 083	431 189	895 761
2707991000	Carbon black feedstock	0	5 024	0	13 692
2707999000	Other products of the distillation of high temperature coal tar	2 935 242	16 823 623	3 106 367	18 100 100
2708100000	Pitch	3 636 550	16 034 245	2 371 287	10 632 820
2709001000	Crude petroleum oil	1 341 309 665	11 094 390 269	1 128 680 304	9 441 124 422
2709009000	Other petroleum oil, crude	0	74 008	0	108 860
2710121100	Motor spirit, of RON 97 and above, leaded	0	890 185	0	14 024
2710121200	Motor spirit, of RON 97 and above, unleaded	0	9 578	0	41 137
2710121400	Motor spirit, of RON 90 and above, but below RON 97, unleaded	25 810 521	532 077 209	26 509 051	576 620 232
2710121600	Other motor spirit, unleaded	1 137 936 779	8 871 751 348	1 151 412 243	9 279 397 804
2710122000	Aviation spirit, not of a kind used as jet fuel	204 820	1 614 793	482 780	3 548 066
2710124000	White spirit	558 495	7 194 967	623 847	8 244 810
2710125000	Low aromatic solvents containing by weight <= 1 % aromatic content	4 536 558	20 372 246	6 660 682	30 409 538
2710126000	Other solvent spirits	0	3 226	0	20 208
2710127000	Napthalene, reformed and other preparations of a kind used for blending	143 028 568	933 222 218	141 680 074	908 540 836
2710128000	Other Alfa olefins	0	64 564	0	158 782
2710129000	Other petroleum oil, light oil & other than crude	1 475 347	9 188 458	1 921 426	12 564 606
2710192000	Topped crudes	1 448 646	8 211 231	2 209 588	12 449 289
2710193000	Carbon black feedstock	21 267 866	70 611 313	11 980 653	39 594 412
2710194100	Lubricating oil base stock	12 594 151	141 554 858	14 678 307	163 837 270
2710194200	Lubricating oils for aircraft engines	719 450	3 607 967	1 388 853	7 096 090
2710194300	Other lubricating oils	11 732 239	79 517 906	24 891 261	169 720 687
2710194400	Lubricating greases	1 632 656	8 532 422	7 003 061	28 867 599
2710195000	Hydraulic brake fluid	7 884	49 489	9 908	104 597

I.3. IM POR M ENURUT KOM ODITI / IM PORT BY HS COM M ODITY

\*\*\* AGUSTUS/ AUGUST 2014 \*\*\*

H S	Uraian Komoditi Commodity Description	Berat Bersih / Net Weight (Kg)		Nilai / Value C.I.F (US\$)	
		Bulan ini Current Month	Kumulatif Cum.Jan. to date	Bulan ini Current Month	Kumulatif Cum.Jan. to date
2710196000	Transformer and circuit breakers oils	1 721 194	12 069 300	2 229 353	17 634 321
2710197100	Automotive diesel fuel	413 427 179	4 507 497 229	366 604 705	4 054 169 985
2710197200	Other diesel fuel	168 172 986	1 598 713 090	150 775 770	1 460 569 959
2710197900	Other fuel oils	29 814 826	244 152 843	19 082 501	155 802 232
2710198100	Aviation turbine fuel (jet fuel) havinga flash point of 23-c or more	0	4 243	0	1 250
2710198200	Aviation turbine fuel (jet fuel) havinga flash point of less than 23-c	42 585 648	370 056 493	45 241 403	406 619 618
2710198910	Normal paraffin	72 602	70 873 384	140 147	89 226 485
2710198990	Other medium oils and preparations	103 563	10 873 969	147 728	3 204 304
2710199000	Other of diesel fuel, fuel oils	5 464 424	31 933 660	8 402 962	50 842 585
2710200000	Petroleum oils and obtained frombituminous minerals(oth then cr	1 960	5 005	8 260	21 270
2710910000	Waste oil, containing PCBs, PCTs or PBBs	1 305	2 631	15 708	38 032
2710990000	Other waste oils	0	13 601	0	21 374
2711120000	Liquid propane	122 932 108	1 073 578 971	103 617 545	981 764 322
2711130000	Liquid butanes	147 700 589	1 206 255 042	124 121 207	1 108 915 110
2711141000	Liquid ethylene	79 251	403 612	189 910	963 031
2711149000	Liquid propylene, butylene & butadiene	19	37 353	1 760	251 532
2711190000	Other liquid petroleum gas	0	5 010 226	0	5 526 429
2711219000	Natural gas in gaseous state not kindused as a motor fuel	41	110	131	575
2711290000	Oth natural gas in gaseous state	2 259	14 915	46 486	346 470
2712100000	Petroleum jelly	345 125	2 213 106	784 422	4 832 788
2712200000	Paraffin wax containing by weight < 0.75% of oil	1 079 400	6 764 600	1 271 566	8 385 947
2712901000	Other paraffin wax containing by weight>= 0.75% of oil	1 081 142	7 416 984	1 520 667	10 903 740
2712909000	Microcrystalline petroleum wax, slackwax, ozokerite, lignite wax, p	337 521	1 909 101	1 308 105	6 486 040
2713110000	Petroleum coke, not calcined	37 800	22 500 290	16 462	10 492 582
2713120000	Petroleum coke, calcined	326 252	21 980 683	210 269	11 133 799
2713200000	Petroleum bitumen	88 586 099	487 316 165	51 115 850	290 431 766
2714100000	Bituminous or oil shale and tar sands	512	19 566	1 623	10 547
2714900000	Asphalites and asphaltic rocks	3 360 101	19 716 138	2 085 694	11 812 273
2715000000	Bituminous mix. based on natural asphalt on natural bitumen, on p	3 384 278	8 163 482	2 349 931	7 172 843
2716000000	Electrical energy	1	3 364	21 957	184 678
2801100000	Chlorine	50 001	1 289 005	38 488	714 075
2801200000	Iodine	4	23 732	2 456	437 169
2801300000	Fluorine; bromine	6 130	34 455	174 832	1 046 275
2802000000	Sulphur, sublimed or precipitated, colloidal sulphur	4 725 510	120 204 577	1 598 625	27 597 583
2803002000	Acetylene black	378 128	3 191 289	1 115 653	8 746 790
2803004010	Rubber grade of other carbon black	12 260 583	98 396 824	13 389 405	106 464 875
2803004090	Other rubber grade of other carbon black	53 816	2 266 819	95 338	3 005 175
2803009000	Other acetylene black of other carbon	4 868 194	31 722 061	6 510 988	43 112 790
2804100000	Hydrogen	220 110	1 368 447	71 818	467 883
2804210000	Argon	286 579	4 993 923	303 105	4 446 400
2804290000	Other rare gases	110 814	1 041 085	189 743	2 528 265
2804300000	Nitrogen	844 278	6 590 743	175 710	1 577 249
2804400000	Oxygen	475 924	4 936 430	126 683	1 242 728
2804500000	Boron; tellurium	34	17 908	643	39 475
2804610000	Silicon, containing by weight >= 99.99%	14 201	101 054	1 853 013	12 214 954
2804690000	Silicon, containing by weight < 99.99%	790 902	9 999 097	1 757 653	22 083 896
2804700000	Phosphorus	4 914	146 093	141 891	2 455 785
2804800000	Arsenic	24 000	82 000	26 532	104 816
2804900000	Selenium	65	35 397	2 173	762 814
2805110000	Sodium	151 096	880 038	322 911	1 428 153
2805120000	Calcium	12 663	221 151	44 212	907 716
2805190000	Other alkali or alkaline-earth metals	110 073	960 160	1 249 614	9 257 492
2805300000	Rare-earth metals, scandium & yttriumwhether or not intermixed	422	6 483	5 700	53 928
2805400000	Mercury	76	594	9 580	82 466
2806100000	Hydrogen chloride (hydrochloric acid)	1 131 958	6 621 727	247 053	1 436 053
2806200000	Chlorosulphuric acid	3	38	82	454
2807000000	Sulphuric acid; oleum.	23 205 725	309 576 017	786 595	9 090 484
2808000000	Nitric acid; sulphonic acids	1 338 739	10 784 075	659 307	4 792 196
2809100000	Diphosphorus pentaoxide	83	52 284	1 273	76 622
2809203100	Hypophosphoric acids, food grade	533 329	3 004 800	469 857	2 830 751
2809203900	Phosphoric acids, hypophoric acids,except Hypophosphoric acids; i	3 833 200	20 503 795	3 331 353	18 347 622
2809209100	Hypophosphoric acids, not food grade	21 783	269 138	25 544	361 469
2809209900	Phosphoric acids, hypophoric acids,except Hypophosphoric acids; i	10 608 461	120 034 089	8 105 800	86 071 808
2810000000	Oxide of boron; boric acids	342 475	3 198 206	312 892	2 897 977

**I.3. IM POR M ENURUT KOM ODITI / IM PORT BY HS COM M ODITY**  
**\*\*\* AGUSTUS/ AUGUST 2014 \*\*\***

H S	Uraian Komoditi Commodity Description	Berat Bersih / Net Weight (Kg)		Nilai / Value C.I.F (US\$)	
		Bulan ini Current Month	Kumulatif Cum.Jan. to date	Bulan ini Current Month	Kumulatif Cum.Jan. to date
2811110000	Hydrogen fluoride (hydrofluoric acid)	95 266	820 968	96 390	866 711
2811191000	Arsenic acid	0	12 153	0	50 624
2811199010	Sulphamic acid	445 029	3 871 690	253 408	2 256 122
2811199090	Other inorganic acids, exept sulphamicacid, Arsenic acid and hydrc	7 105	66 067	99 365	399 195
2811210000	Carbon dioxide	1 177 995	6 246 695	533 082	2 424 492
2811221000	Silica powder	3 450 697	26 903 465	3 171 700	23 609 144
2811229000	Other Silicon powder	2 272 019	10 627 307	1 824 339	10 593 343
2811291000	Diarsenic pentaoxide	1	6	42	675
2811292000	Sulphur dioxide	1	55 697	267	109 072
2811299000	Other inorganic oxygen compounds of nonmetals	88 578	748 831	288 160	1 855 351
2812100000	Chlorides and chloride oxides	2	780 298	98	1 468 383
2812900000	Other halides and halide oxides of non metals	2 000	33 745	283 144	1 878 469
2813100000	Carbon disulphide	707 551	7 436 336	586 525	6 184 044
2813900000	Other sulphides of non-metal	0	3 818	0	185 462
2814100000	Anhydrous ammonia	6 006 714	52 696 247	3 410 612	28 558 662
2814200000	Ammonia in aqueous solution	4 088	80 609	10 891	232 432
2815110000	Sodium hydroxide (caustic soda), solid	4 252 304	20 998 859	2 095 581	10 556 177
2815120000	Sodium hydroxide (caustic soda),in aqueous solution(lye or liquid s	42 287	325 328	51 063	452 628
2815200000	Potassium hydroxide (caustic potash)	1 225 838	11 845 605	1 368 352	12 215 100
2815300000	Peroxides of sodium or potassium	4 101	31 999	27 994	222 899
2816100000	Hydroxide and peroxide of magnesium	52 095	953 508	173 870	1 580 687
2816400000	Oxides, hydroxides & peroxides,of strontium or barium	117 807	206 025	173 090	872 491
2817001000	Zinc oxide	818 643	6 360 250	1 637 501	12 323 535
2817002000	Zinc peroxide	19 025	291 913	50 715	724 553
2818100000	Artificial corundum, whether or notchemically defined	532 488	3 289 642	459 341	2 726 502
2818200000	Aluminium oxide, other than artificialcorundum	29 354 534	379 015 375	11 036 811	131 144 967
2818300000	Aluminium hydroxide	1 426 814	92 256 638	1 026 103	27 438 895
2819100000	Chromium trioxide	99 397	479 207	414 444	1 975 204
2819900000	Other chromium oxides and hidroxides	53 580	320 876	344 067	1 694 588
2820100000	Manganese dioxide	1 330 219	14 577 450	1 952 970	22 756 260
2820900000	Other manganese dioxide	79 937	1 246 098	72 685	1 236 346
2821100000	Iron oxides and hydroxides	829 734	6 433 035	1 268 573	10 267 917
2821200000	Earth colors containing >=70% by weightof combined iron evaluat	1 270	14 831	3 376	8 504
2822000000	Cobalt oxides and hydroxides, commercialcobalt oxides	15 912	144 365	360 092	2 281 100
2823000000	Titanium oxides	725 895	4 979 082	2 193 733	15 683 707
2824100000	Lead monoxide (litharge, massicot)	3 700	96 372	31 102	466 747
2824900000	Red lead and orange lead	6	14 857	131	74 169
2825100000	Hydrazine, hydroxylamine, and theirinorganic salt	112 114	632 629	432 591	2 398 941
2825200000	Lithium oxide and hydroxide	3 224	41 579	31 669	360 398
2825300000	Vanadium oxides and hydroxides	10 003	41 930	200 646	688 124
2825400000	Nickel oxides and hydroxides	25 950	170 625	400 304	2 162 291
2825500000	Copper oxides and hydroxides	109 680	672 786	764 353	4 446 904
2825600000	Germanium oxides and zirconium dioxide	6 320	47 319	169 387	1 129 740
2825700000	Molybdenum oxides and hydroxides	1	12 827	86	255 081
2825800000	Antimony oxides	97 129	574 182	693 935	4 550 852
2825900000	Other peroxides	16 350	194 895	139 655	1 225 061
2826120000	Fluorides of aluminium	0	5 737	0	21 160
2826190000	Other fluorides	203 774	899 593	217 716	757 734
2826300000	Sodium hexafluoroaluminate(synthetic cryolite)	29 500	127 803	18 695	67 822
2826900000	Other complex fluorine salt.	142 373	1 119 748	300 101	2 353 077
2827100000	Ammonium chloride	3 122 906	18 755 120	350 708	2 244 711
2827201000	Calcium chloride, commercial grades	817 626	5 936 646	186 661	1 603 575
2827209000	Calcium chloride, not commercial grades	852 143	4 117 553	217 996	1 425 148
2827310000	Other chlorides of magnesium	168 042	1 140 884	129 579	870 801
2827320000	Other chlorides of aluminium	2 208 401	13 442 518	863 810	5 343 533
2827350000	Other chlorides of nickel	3 979	108 950	46 653	671 931
2827391000	Other chlorides of barium or of cobalt	367	116 820	6 306	307 264
2827392000	Other chlorides of iron	89 641	437 538	51 966	339 456
2827399000	Other chlorides	231 448	2 220 925	253 736	2 541 746
2827410000	Chloride oxides & chloride hydroxides,of copper	453	36 178	4 960	295 998
2827490000	Other chloride oxides & chloridehydroxides	299 960	2 731 577	280 803	2 398 262
2827510000	Bromides of sodium or of potassium	79 214	535 472	132 495	1 337 705
2827590000	Other bromides of sodium or of potassium	20 909	385 401	30 800	577 423
2827600000	Iodides and iodide oxides	3 302	64 537	110 914	1 339 936

**I.3. IM POR M ENURUT KOM ODITI / IM PORT BY HS COM M ODITY**  
**\*\*\* AGUSTUS/ AUGUST 2014 \*\*\***

H S	Uraian Komoditi Commodity Description	Berat Bersih / Net Weight (Kg)		Nilai / Value C.I.F (US\$)	
		Bulan ini Current Month	Kumulatif Cum.Jan. to date	Bulan ini Current Month	Kumulatif Cum.Jan. to date
2828100000	Commercial calcium hypochlorite & othercalcium hypochlorites	95 850	1 404 071	116 960	1 436 754
2828901000	Sodium hypochlorite	970	109 845	1 781	53 399
2828909000	Other hypochlorite	228 496	1 122 560	188 891	1 156 324
2829110000	Chlorates of sodium	1 021 301	7 820 082	727 342	5 851 321
2829190000	Other chlorates	379 000	2 394 808	404 985	2 931 770
2829901000	Sodium perchlorite	50	86 849	856	121 711
2829909000	Other perchlorites; bromates andperbromates: iodates and perioic	4 040	55 653	127 438	1 246 746
2830100000	Sodium sulphides	234 504	3 986 006	138 175	2 223 474
2830901000	Cadmium sulphide or zinc sulphide	22 511	155 619	34 572	227 838
2830909000	Polysulphides, whether or not chemically defined	6 036	97 165	36 205	382 967
2831100000	Dithionites and sulphyoxylates of sodium	1 110 267	6 115 665	1 597 517	8 898 236
2831900000	Other dithionites and sulphyoxylates	40 124	194 014	84 495	443 909
2832100000	Sodium sulphites	1 716 966	13 413 220	700 874	5 739 815
2832200000	Other sulphites	2 610	365 065	2 644	205 787
2832300000	Thiosulphates	100 154	494 097	36 883	251 334
2833110000	Disodium sulphate	22 804 239	155 468 844	2 778 661	18 983 951
2833190000	Other sodium sulphates	78 237	429 338	112 694	586 494
2833210000	Magnesium sulphate	5 680 939	45 755 637	944 072	7 125 315
2833221000	Aluminium sulphate :commercial grade	20 000	60 014	29 600	88 886
2833229000	Aluminium sulphate: not commercial grade	5 486	86 433	2 139	81 038
2833240000	Nickel sulphate	30 118	408 837	163 811	2 223 898
2833250000	Copper sulphate	1 183 787	11 286 279	2 635 592	23 624 122
2833270000	Barium sulphate	130 629	1 370 887	155 016	1 319 461
2833292000	Tribasic lead sulphate	287 753	790 757	162 417	1 026 745
2833293000	Other sulfat of chromium	316 100	3 591 380	212 835	2 066 454
2833299000	Other sulfat	1 031 735	6 709 688	794 471	3 980 386
2833300000	Alums	21 021	104 770	11 265	60 735
2833400000	Peroxisulphates (persulphates)	216 515	1 310 983	239 975	1 635 999
2834100000	Nitrites	276 720	1 700 927	136 663	847 284
2834210000	Potassium nitrates	262 041	1 513 284	195 539	1 294 063
2834291000	Nitrates of bismuth	3	41 285	430	130 389
2834299000	Other nitrates	332 639	1 922 904	371 572	2 511 202
2835100000	Phosphinates (hypophosphites)and phosphonates (phosphites)	113 322	672 394	432 635	2 370 047
2835220000	Phosphates of mono- or disodium	155 763	1 072 142	284 520	1 329 063
2835240000	Phosphates of potassium	486 278	3 822 358	925 562	7 073 430
2835251000	Calcium hydrogenothphosphate ("dicalciumphosphate"); feed gra	4 622 358	37 102 931	1 919 339	16 177 863
2835259000	Calcium hydrogenothphosphate ("dicalciumphosphate"); unfeed g	122 464	756 015	232 144	1 295 380
2835260000	Other phosphates of calcium	1 340 171	15 509 794	801 022	9 071 302
2835291000	Other phosphates of trinatrium	69 081	1 101 405	44 618	486 092
2835299000	Other phosphates	89 144	777 033	176 045	1 505 085
2835311000	Sodium triphosphate(sodium tripolyphosphate); food grade	55 034	1 630 299	79 631	2 110 427
2835319000	Sodium triphosphate(sodium tripolyphosphate); unfood grade	63 601	1 666 166	113 364	1 929 536
2835391000	Tetranatrium pirofosfat	173 941	936 728	339 936	1 800 469
2835399000	Other polyphosphates	869 208	4 899 843	1 677 974	9 514 152
2836200000	Disodium carbonate	108 927 771	614 368 000	27 633 190	147 375 360
2836300000	Sodium hydrogencarbonate(sodium bicar bonate)	7 995 454	55 945 252	2 411 595	16 441 298
2836400000	Potassium carbonates	1 145 332	8 183 054	1 185 831	8 639 893
2836500010	Calcium carbonate; food orpharmaceutical grade	765 705	4 876 459	494 521	3 179 949
2836500090	Calcium carbonate; not food orpharmaceutical grade	3 309 565	37 685 798	1 456 169	14 651 619
2836600000	Barium carbonate	355 749	2 810 516	382 837	2 508 572
2836910000	Lithium carbonates	0	67 944	0	207 325
2836920000	Strontium carbonate	135 000	902 714	115 008	764 061
2836991000	Commercial ammonium carbonate	520 787	3 029 809	149 543	936 306
2836992000	Lead carbonates	0	43	0	742
2836999000	Other calcium carbonate	557 068	4 014 315	689 392	4 946 922
2837110000	Cyanides and cyanide oxides, of sodium	429 770	4 902 560	993 792	13 555 145
2837190000	Other cyanides and cyanide oxides	10 614	37 482	66 564	298 742
2837200000	Complex cyanides	0	7	0	11 678
2839110000	Sodium metasilicates	104 204	2 941 548	78 923	1 354 544
2839191000	Sodium silicates	3 577 709	32 782 965	981 767	9 421 933
2839199000	Other silicates of sodium; commercialalkali metal silicates	1 807 034	14 792 668	867 490	6 659 261
2839900000	Other silicates; commercial alkali metalsilicates	398 932	4 812 692	538 792	5 798 488
2840110000	Anhydrous; disodium tetraborate(refined borax)	466	61 694	2 186	66 222
2840190000	Other disodium tetraborate(refined borax)	8 280 135	49 288 985	4 479 139	27 166 449

**I.3. IM POR M ENURUT KOM ODITI / IM PORT BY HS COM M ODITY**  
**\*\*\* AGUSTUS/ AUGUST 2014 \*\*\***

H S	Uraian Komoditi Commodity Description	Berat Bersih / Net Weight (Kg)		Nilai / Value C.I.F (US\$)	
		Bulan ini Current Month	Kumulatif Cum.Jan. to date	Bulan ini Current Month	Kumulatif Cum.Jan. to date
2840200000	Other borates	25 116	517 524	18 192	881 923
2840300000	Peroxoborates (perborates)	0	20 893	0	58 659
2841300000	Sodium dichromate	41 727	296 355	85 420	460 126
2841500000	Other chromates and dichromates,peroxochromates	22 287	42 481	91 766	212 690
2841610000	Potassium permanganate	0	147 864	0	382 496
2841690000	Other manganit, manganat	115	19 745	331	104 586
2841700000	Molybdates	3 324	41 648	47 639	433 782
2841800000	Tungstates (wolframates)	0	11 267	0	71 784
2841900000	Oth salts of oxometallic orperoxometallic acids	383 673	1 227 689	218 166	1 596 814
2842100000	Double/ complex silicates,includ aluminosilicates w. or not chemica	2 011 807	16 153 878	1 025 392	8 997 027
2842901000	Sodium arsenite	500	5 278	18 000	169 674
2842902000	Copper and/or chromium salts	349	3 126	2 006	16 277
2842903000	Oth fulminates, cyantates andthiocyanates	6	1 380	243	16 526
2842909000	Oth salts of inorganic acids/ peroxyacidincl aluminosilicates , oth t	19 149	791 198	117 847	2 441 637
2843100000	Colloidal precious metals	5 151	26 472	460 804	2 265 691
2843210000	Silver nitrate	155	18 211	30 710	558 653
2843290000	Other silver compounds	527	6 728	177 804	1 672 006
2843300000	Gold compounds	294	2 733	216 307	1 808 690
2843900000	Other amalgams and other compoundcolloidal precious metals	708	4 165	33 598	425 896
2844209000	Ceramics products & mixtures containinguranium enriched in u235	0	1 506	0	2 278
2844401100	Radium and its salts	24	232	5 818	62 285
2844401900	Other radioactive elements & isotopes & compounds, radioactive r	258	7 603	26 785	786 636
2844409000	Ceramic products & mixtures containingisotop or compound,radio	295	9 377	107 391	3 745 410
2845100000	Heavy water (deuterium oxide)	0	236	0	1 520
2845900000	Other isotops other than thoseheading 28.44	2 751	5 332	18 852	27 406
2846100000	Cerium compounds	6 330	38 463	106 202	495 845
2846900000	Other compounds, inorganic or organic of rare-earth metal	15 566	127 585	94 063	829 180
2847001000	Liquid hydrogen peroxide,whether or notsolidified with urea	3 127 235	12 661 541	1 214 178	5 391 203
2847009000	Other hydrogen peroxide, whether or notsolidified with urea othe	1 637	380 462	21 142	335 857
2848000000	Phosphides, whether or not chemicallydefined excluding ferropho	8 820	58 820	94 815	297 315
2849100000	Carbides, whether or not chemicallydefined of calcium	477 020	6 097 551	314 493	3 679 592
2849200000	Carbides, whether or not chemicallydefined of silicon	114 320	1 113 308	387 324	2 074 920
2849900000	Carbides, whether or not chemicallydefined of other material	1 720	1 268 456	168 028	1 536 159
2850000000	Hydrides, nitrides, azides, silicides and borides, oth then compoun	799	66 952	17 586	245 600
2852101000	Mercury sulphate whether chemicallydefined	0	319	0	21 872
2852109000	Inorganic or organic compoundsof mercury chemically defined	34	409	7 044	61 159
2852901000	Mercury tannates, not chemically defined	64	279	821	3 637
2852909000	Inorganic or organic compoundsof mercury not chemically defined	1 062	8 396	5 622	64 444
2853000000	Other inorganic componds(incl distil/ conductivity water of simi	14 768	94 205	5 647	68 133
2901100000	Saturated acyclic hydrocarbons.	473 454	7 039 759	759 099	10 720 306
2901210000	Ethylene	58 763 051	432 983 697	86 127 564	616 954 197
2901220000	Propene (propylene)	19 006 864	171 626 593	25 456 606	235 471 604
2901230000	Butene (butylene) and isomers thereof	3 344 597	23 297 684	4 823 934	34 661 329
2901240000	Buta-1, 3-diene and isoprene	1 574 039	10 249 215	2 152 498	13 974 939
2901291000	Acetylene	16 920	120 799	10 143	152 196
2901299010	Linier alpha olefin	268 692	3 582 937	286 017	4 565 330
2901299090	Other acyclic hydrocarbons	27 941	104 464	112 242	561 691
2902110000	Cyclohexane	14 067	188 792	41 100	367 766
2902190000	Other cyclanes	237 832	1 835 199	526 403	4 035 261
2902200000	Benzene	14 818 148	115 474 411	20 716 021	154 845 719
2902300000	Toluene	9 013 217	74 526 846	10 762 426	86 618 870
2902410000	O-xylene	3 829 518	15 691 836	4 604 377	20 746 983
2902420000	M-xylene	1	6	896	1 148
2902430000	P-xylene	76 945 492	588 960 350	108 112 205	778 372 969
2902440000	Mixed xylene isomers	4 249 033	32 299 198	4 978 506	37 511 412
2902500000	Styrene	737 506	3 562 361	1 236 119	6 056 064
2902600000	Ethylbenzene	1	163	21	1 249
2902700000	Cumene	0	1 728 667	0	3 004 814
2902901000	Dodecylbenzene	0	181 529	0	390 215
2902902000	Alkylbenzenes	25 418	137 364	53 857	376 017
2902909000	Other cyclic hydrocarbons.	806 277	7 314 260	1 791 351	10 544 533
2903111000	Methyl chloride	45 013	621 002	67 584	745 290
2903120000	Dichloromethane (methylene chloride)	844 418	7 695 375	574 258	4 659 906
2903130000	Chloroform (trichloromethane)	6 583	30 233	49 265	187 421

**I.3. IM POR M ENURUT KOM ODITI / IM PORT BY HS COM M ODITY**  
**\*\*\* AGUSTUS/ AUGUST 2014 \*\*\***

H S	Uraian Komoditi Commodity Description	Berat Bersih / Net Weight (Kg)		Nilai / Value C.I.F (US\$)	
		Bulan ini Current Month	Kumulatif Cum.Jan. to date	Bulan ini Current Month	Kumulatif Cum.Jan. to date
2903150000	Ethylene dichloride (ISO)1,2-dichloroethane	12	1 408	202	21 525
2903191000	1,2-dichloroethane (ethylene dichloride) and dichlorobutates	1 313	3 133	4 340	13 997
2903199000	Other Saturated chlorinated derivativesof acyclic hydrocarbons	5 728	160 739	44 015	370 269
2903210000	Vinyl chloride (chloroethylene)	8 307 334	62 391 010	7 975 652	59 789 744
2903220000	Trichloroethylene	190 890	1 106 286	190 123	1 152 645
2903230000	Tetrachloroethylene (perchloroethylene)	119 547	797 963	132 404	990 070
2903290000	Other unsaturated chlorinatedderivatives of acyclic hydrocarbons	91 202	477 142	341 326	1 773 372
2903310000	Ethylene dibromide (iso)(1,2-dibromoethane)	20 000	43 149	67 740	147 135
2903391000	Methyl bromide	75 356	169 991	92 896	625 292
2903399000	Oth fluorinated, brominated/iodinatedderivative of acyclic hydroc	71 804	678 713	244 450	1 857 850
2903710000	Chlorodifluoromethane	589 190	1 781 236	1 289 277	4 079 341
2903720000	Diclorotrifluoroethanes	9 979	103 216	69 839	615 404
2903730000	Diclorofluoroethanes	100 000	678 832	198 600	1 397 142
2903740000	Chlorodifluoroethanes	26 520	175 546	81 966	634 294
2903750000	Dicloropentafluoropropanes	0	31 782	0	546 601
2903770000	Other, perhalogenated only with fluorine and chlorine	31 300	67 686	93 180	134 082
2903780000	Other perhalogenated derivatives	14 627	46 138	14 226	45 265
2903790000	Oth halogenated derivatives of acylihydrocarbons cont. two/mc	0	2	0	110
2903810000	1, 2, 3, 4, 5, 6-hexachlorocyclohexane(HCH (ISO)), incl. lindane (ISC	0	343	0	1 274
2903890000	Other halogenated derivatives of cyclanic cyclenic/ cycloterpenic h	0	5 000	0	25 230
2903910000	Chlorobenzene, o-dichlorobenzene andp-dichlorobenzene	532 287	3 073 127	897 270	5 118 919
2903990000	Oth halogenated derivatives of aromatihydrocarbons	58 320	422 808	330 201	1 167 708
2904100000	Derivatives containing only sulphogroups their salts and ethyl este	266 671	3 999 610	635 391	7 798 610
2904209000	Oth derivatives containing only nitro or only nitroso groups	7	16 813	360	43 166
2904900000	Oth sulphonated, nitrated or nitrosatedderivatives of hydrocarbor	22 305	404 779	47 567	994 102
2905110000	Methanol (methyl alcohol)	25 099 909	406 116 640	10 460 472	129 367 870
2905120000	Propan-1-ol(propyl alcohol) &propan-2- ol (isopropyl alcohol)	2 173 012	16 299 268	3 015 258	22 525 237
2905130000	Butan-1-ol (n-butyl alcohol)	24 182	20 803 606	55 698	26 679 680
2905140000	Other butanols	20 682	4 355 905	146 375	5 500 997
2905160000	Octanol (octyl alcohol) and isomersthereof	3 430 097	24 786 278	5 180 970	37 341 692
2905170000	Dodecan-1-ol (lauryl alcohol), hexadecan-1-ol, and octadecan-1-ol	109 976	440 362	282 172	1 164 617
2905190000	Other saturated monohydric alcohols	728 347	3 766 824	1 045 928	6 415 514
2905220000	Acyclic terpene alcohols	98 529	1 059 305	730 094	7 923 877
2905290000	Other unsaturated monohydric alcohols	25 803	130 808	234 280	1 210 373
2905310000	Ethylene glycol (ethanediol)	35 556 125	307 210 998	37 650 000	328 817 588
2905320000	Propylene glycol (propane-1, 2- diol)	2 669 679	23 614 509	4 719 818	40 702 171
2905390000	Other diols	393 463	2 551 611	1 017 170	7 197 290
2905410000	2-ethyl-2-(hydroxymethyl) propane-1,3-(trimethylolpropane)	71 842	323 059	169 926	770 613
2905420000	Pentaerythritol	399 439	3 299 765	679 013	5 576 809
2905430000	Mannitol	52 882	231 577	276 163	1 187 029
2905440000	D-glucitol (sorbitol)	360 537	2 206 377	279 577	1 751 651
2905450000	Glycerol	337 258	1 587 961	443 467	2 314 036
2905490000	Other polyhydric alcohols	14 917	439 348	115 404	1 805 012
2905590000	Other halogenated, sulphonated,nitratedderivatives of acyclic alcc	63 552	196 143	388 384	1 088 727
2906110000	Menthol	97 212	846 279	1 596 581	19 702 722
2906120000	Cyclohexanol, methylcyclohexanols anddimethylcyclohexanols	0	1 856	0	13 887
2906130000	Sterols and inositols	14 003	188 464	440 395	3 718 747
2906190000	Other cyclanic, cyclenic/ cycloterpenic	52 650	348 885	1 023 821	6 015 762
2906210000	Benzyl alcohol	68 828	377 359	181 601	1 043 871
2906290000	Other aromatic	29 844	440 258	161 186	3 334 141
2907110000	Phenol (hydroxybenzene) and its salts	574 300	11 983 611	953 304	18 669 339
2907120000	Cresols and their salts	22 409	436 786	149 872	1 327 046
2907130000	Octylphenol, nonylphenol and theirisomers, salts thereof	321 379	1 775 230	637 129	3 576 406
2907150000	Naphthols and their salts	9 517	134 485	55 394	430 522
2907190000	Other monophenols	112 585	742 384	336 098	2 674 657
2907210000	Resorcinol and its salts	44 563	311 933	232 473	1 688 744
2907220000	Hydroquinone (quinol) and its salts	84 761	334 490	689 288	2 732 392
2907230000	4,4-isopropylidenediphenol (bisphenol a, diphenylolpropane) and	15 348	334 850	33 945	635 506
2907291000	Phenol-alcohols	22 606	47 945	78 889	216 977
2907299000	Other polyphenols; phenol-alcohols	16 904	346 456	270 335	1 702 096
2908110000	Pentachlorophenol (ISO)	0	41	0	919
2908190000	Oth derivatives containing only halogensubtituents and their salts	750	171 606	11 625	1 282 244
2908910000	Dinoseb (ISO) and its salts	20 000	139 416	82 000	559 590
2908920000	4,6-dinitro-o-cresol (DNOC (ISO) and its salts	0	20 348	0	106 024

**I.3. IM POR M ENURUT KOM ODITI / IM PORT BY HS COM M ODITY**  
**\*\*\* AGUSTUS/ AUGUST 2014 \*\*\***

H S	Uraian Komoditi Commodity Description	Berat Bersih / Net Weight (Kg)		Nilai / Value C.I.F (US\$)	
		Bulan ini Current Month	Kumulatif Cum.Jan. to date	Bulan ini Current Month	Kumulatif Cum.Jan. to date
2908990000	Oth halogenated, sulphonated, nitrated or nitrosated deriv. of phe	896	47 777	9 805	584 641
2909110000	Diethyl ether	0	15 071	0	66 811
2909190000	Oth acyclic ethers and their halogenated, sulphonated, nitrated or	68 934	285 814	87 476	641 163
2909200000	Cyclanic, cyclenic or cycloterpenic ethers & their halogenated, sulph	1 455	33 222	25 480	421 526
2909300000	Aromatic ethers & their halogenated, sulphonated, or nitrosated di	83 658	557 828	574 646	4 793 424
2909410000	2,2-oxydiethanol (diethylene glycol, digol)	0	1 026 352	0	1 264 357
2909430000	Monobutyl ethers of ethylene glycol or of diethylene glycol	1 271 754	12 072 432	1 890 181	18 116 888
2909440000	Other monoalkylethers of ethylene glycol or of diethylene glycol	826 187	3 682 504	1 701 322	7 282 807
2909490000	Other ether-alcohols, their halogenated, sulphonated, nitrated deri	628 638	4 372 176	1 994 433	13 485 407
2909500000	Ether-phenols, ether-alcohol-phenols & their halogenated, nitratec	27 767	199 830	589 089	2 912 223
2909600000	Alcohol peroxides, ether peroxides, ketone peroxides & their halo	116 998	1 108 336	349 759	3 559 204
2910100000	Oxirane (ethylene oxide)	0	64 610	0	322 964
2910200000	Methyloxirane (propylene oxide)	1 328	16 654 470	7 492	29 484 267
2910300000	1-chloro-2,3-epoxypropane (epichlorohydrin)	46 097	596 305	120 428	1 589 013
2910900000	Other epoxides, epoxyalcohols, epoxy phenols & their halogenate	1 319	3 698	6 519	145 011
2911000000	Acetals & hemiacetals, whether or not with other oxygen function	86 662	238 371	259 495	930 350
2912119000	Other methanal (formaldehyde)	0	411	0	29 518
2912120000	Ethanal (acetaldehyde)	375	7 745	13 382	340 054
2912191000	Butanal	73 586	339 545	378 823	1 927 789
2912199000	Other acyclic aldehydes without other oxygen function	54 213	1 155 099	335 638	2 962 546
2912210000	Benzaldehyde	6 092	24 466	22 521	90 928
2912290000	Other cyclic aldehydes without other oxygen function	147 720	939 684	1 178 144	7 428 733
2912410000	Vanillin (4-hydroxy-3-methoxybenzaldehyde)	83 643	402 358	1 040 364	4 953 116
2912420000	Ethylvanillin (3-ethoxy-4-hydroxybenzaldehyde)	8 825	183 077	153 928	3 032 281
2912490010	Aldehyde-alcohols	800	36 064	13 080	345 143
2912490090	Other aldehyde-ethers, aldehyde-phenols & aldehydes with other c	5 466	43 332	76 002	581 345
2912500000	Cyclic polymers of aldehydes	2 064	18 515	16 870	156 914
2912600000	Paraformaldehyde	907 111	6 160 475	846 463	6 195 147
2913000000	Halogenated, sulphonated, nitrated or nitrosated deriv. of products	0	19 215	0	27 813
2914110000	Acetone	72 307	12 164 467	94 801	14 796 711
2914120000	Butanone (methyl ethyl ketone)	1 278 193	19 031 209	1 985 105	27 472 399
2914130000	4-methylpentan-2-one (methyl isobutyl ketone)	288 592	1 999 447	516 104	3 627 748
2914190000	Other acyclic ketones without other oxygen function	10 934	130 476	84 837	656 012
2914220000	Cyclohexanone and methylcyclohexanones	365 324	2 095 793	774 430	4 427 276
2914230000	Ionones and methylionones	24 437	117 986	358 627	1 477 799
2914291000	Camphor	30 801	287 629	166 355	1 634 384
2914299000	Other cyclanic, cyclenic or cycloterpenic ketones without oth. o:	133 987	898 570	1 518 589	10 536 781
2914390000	Other aromatic ketones without other oxygen function	35 045	255 650	131 615	1 098 557
2914400000	Ketone-alcohols and ketone-aldehydes	56 673	356 673	304 464	1 846 761
2914500000	Ketone-phenols & ketones without other oxygen function	30 912	245 612	348 650	3 638 667
2914610000	Anthraquinone	0	20 312	0	179 062
2914690000	Other quinones	5 609	6 913	271 138	667 869
2914700000	Halogenated, sulphonated, nitrated or nitrosated derivatives	20 757	75 331	135 008	719 186
2915110000	Formic acid	506 904	1 973 399	403 092	1 783 817
2915120000	Salts of formic acid	139 036	1 557 965	99 566	910 054
2915130000	Esters of formic acid	16 534	159 246	60 567	529 310
2915210000	Acetic acid	12 627 548	74 762 834	7 646 617	42 449 900
2915240000	Acetic anhydride	18 060	97 938	31 063	169 803
2915291000	Sodium acetate; cobalt acetates	89 574	775 238	191 008	1 038 934
2915299000	Other acetic acid and its salts	185 034	1 440 270	741 239	5 922 695
2915310000	Ethyl acetate	337 235	15 637 535	441 363	16 179 876
2915320000	Vinyl acetate	1 774 742	24 297 574	2 437 152	28 858 523
2915330000	n-butyl acetate	1 336 266	3 279 446	1 611 636	4 081 626
2915360000	Dinoseb (iso) acetate	0	600	0	3 270
2915391000	Isobutyl acetate	25 958	231 132	122 187	860 662
2915392000	2-Ethoxyethyl acetate	0	27	0	642
2915399000	Other esters of acetic acid	1 449 184	9 455 647	3 090 072	20 445 317
2915400000	Mono-, di- or trichloroacetic acids, their salts and esters	71 223	2 228 821	94 010	2 245 440
2915500000	Propionic acids, their salts and esters	379 686	3 071 385	746 739	6 870 036
2915600000	Butanoic acids, pentanoic acids, their salts and esters	303 057	2 768 815	764 721	6 723 376
2915701000	Palmitic acid, its salts and esters	329 911	1 865 010	627 024	3 363 251
2915702000	Stearic acid	147 741	825 335	248 978	1 580 313
2915703000	Salts and esters of stearic acid	379 883	3 650 591	771 124	7 361 843
2915901000	Acetyl chloride	23 710	140 385	82 579	542 066

**I.3. IM POR M ENURUT KOM ODITI / IM PORT BY HS COM M ODITY**  
**\*\*\* AGUSTUS/ AUGUST 2014 \*\*\***

H S	Uraian Komoditi Commodity Description	Berat Bersih / Net Weight (Kg)		Nilai / Value C.I.F (US\$)	
		Bulan ini Current Month	Kumulatif Cum.Jan. to date	Bulan ini Current Month	Kumulatif Cum.Jan. to date
2915902000	Lauric acid, myristic acid, their salts and esters	1 249 600	6 569 625	2 173 672	10 847 270
2915909000	Oth saturated acyclic monocarboxylic acid and their anhydrides, ha	216 942	2 060 946	960 109	7 962 914
2916110000	Acrylic acid and its salts	828 102	5 369 422	1 669 340	10 482 224
2916120000	Esters of acrylic acid	1 348 451	18 398 233	2 544 709	34 721 934
2916130000	Methacrylic acid and its salts	66 611	804 747	178 562	2 100 113
2916141000	Methyl methacrylate	3 831 710	32 944 738	8 110 681	67 694 413
2916149000	Other esters of methacrylic acid	163 152	2 158 872	510 468	6 725 641
2916150000	Oleic, linoleic or linolenic acids, their salts and esters	20 868	469 658	82 037	1 167 061
2916160000	Binapacryl (ISO)	0	1	0	2 167
2916190000	Oth unsaturated acyclic monocarboxylic acids, their anhydrides, hal	183 049	1 541 248	776 120	7 922 847
2916200000	Cyclanic/ cycloterpenic, monocarbo acids, their anhyd, halid, peroxy	56 432	702 974	2 067 558	23 214 148
2916310000	Benzoic acid, its salts and esters	637 312	4 739 076	1 113 204	9 054 386
2916320000	Benzoyl peroxide and benzoyl chloride	57 713	754 364	100 746	1 397 079
2916340000	Phenylacetic acid and its salt	0	1 181	0	14 064
2916391000	2,4-dichlorophenyl acetic acid & its salts and esters	45 037	1 047 347	146 160	3 173 550
2916392000	Esters of phenylacetic acid	1 724	19 226	67 094	280 768
2916399000	Oth aromatic monocarboxylic acids, their anhyd, halide & peroxi, per	48 645	394 913	530 089	3 786 775
2917110000	Oxalic acid, its salts and esters	51 012	655 726	88 959	720 028
2917121000	Diocetyl adipata, its salts and esters	301 357	2 067 327	535 047	3 746 751
2917129000	Oth adipic acid, its salts and esters, oth than dioctyl adipata	23 482	461 710	57 386	1 022 088
2917130000	Azelaic acid, sebacic acid, their salts and esters	33 683	252 333	142 201	1 067 972
2917140000	Maleic anhydride	180 993	1 819 920	310 514	3 205 248
2917190000	Other acyclic polycarboxylic acids, their anhyd, halid, peroxid & pero	138 406	891 171	365 659	2 659 085
2917200000	Cyclanic, cyclenic or cycloterpenic polycarboxylic acids, their anhy	151 920	1 229 717	355 178	2 777 715
2917320000	Diocetyl orthophthalates	520 023	2 971 294	745 688	4 459 948
2917330000	Dinonyl or didecyl orthophthalates	32 905	747 061	106 220	1 768 706
2917341000	Dybutyl orthophthalatas	64 000	461 554	125 065	913 771
2917349000	Other esters of orthophthalic acid	151 628	1 213 508	370 504	2 720 600
2917350000	Phthalic anhydride	4 895 000	31 069 178	6 168 601	42 079 554
2917360000	Terephthalic acid and its salts	0	1 154 069	0	1 127 404
2917370000	Dimethyl terephthalate	50 000	200 147	68 125	275 116
2917391000	Triocetyltrimellitate	362 406	1 830 032	761 948	3 938 247
2917392000	Oth phthalic compoud of kind used as plasticisers & ester of phthalic	34 161	139 397	71 266	260 673
2917399000	Oth aromatic polycarboxylic acids, their anhydrides, halides & per	673 479	6 084 405	1 059 806	9 969 680
2918110000	Lactic acid, its salts and esters	286 201	2 053 104	650 807	4 577 760
2918120000	Tartaric acid	2 206	199 126	12 577	614 302
2918130000	Salts and esters of tartaric acid	95 290	578 922	200 119	1 261 411
2918140000	Citric acid	2 514 427	25 766 958	2 247 232	23 182 821
2918151000	Calcium citrata	163 362	1 259 410	279 901	2 012 681
2918159000	Other salts and esters of citric acid	395 423	5 193 385	570 193	6 723 179
2918160000	Gluconic acid, its salts and esters	233 808	3 891 138	236 776	3 884 876
2918190000	Oth carboxylic acids w/ alcohol func but w/ o oth oxygen func, their	38 701	478 237	205 347	1 766 889
2918210000	Salicylic acid and its salts	97 922	336 068	301 423	1 061 100
2918220000	O-acetylsalicylic acid, its salts and esters	52 300	218 704	164 720	813 149
2918230000	Oth ester of salicylic acid and their salts	249 420	1 537 714	977 090	5 753 742
2918291000	Alkyl sulphonic ester of phenol	2 460	55 567	25 271	287 618
2918299000	Oth carboxylic acids w/ phenol func but w/ o oxygen func, their anhy	54 723	456 359	515 997	3 712 166
2918300000	Carboxylic acids w/ aldehyde/ ketone func but w/ o oxygen func & l	84 005	588 159	845 304	6 026 596
2918910000	2,4,5-t(ISO) (2,4,5-trichlorophenoxyacetic acid), its salt & esters	21 440	138 764	61 920	379 790
2918990000	Oth carboxylic acid w/ oxygen func & halid, anhyd, peroxid, peroxyac	80 726	819 296	796 265	6 456 645
2919100000	Tris(2,3-dibromopropyl) phosphate	7 320	79 228	42 174	375 472
2919900000	Oth phosphoric ester & their salts incl lactophosphates, their halog	35 458	395 944	88 089	1 177 290
2920110000	Parathion (ISO) & parathion-methyl (ISO) (metylparathion)	10 500	72 006	115 396	772 976
2920190000	Oth thlophosphoric esters and their salts, their halogenated, nitrate	88 275	598 559	182 404	1 111 202
2920901000	Dimethyl sulphate (dms)	72 774	352 450	167 165	660 320
2920909000	Oth esters of oth inorganic acids of nonmetal & their salts, than dim	401 873	1 229 293	489 914	1 979 473
2921110000	Methylamine, di- or trimethylamine and their salts	142 301	1 210 159	353 688	2 388 547
2921190000	Oth acyclic monoamines & their derivative, salts thereof	1 039 955	7 554 158	2 085 584	18 224 714
2921210000	Ethylenediamine and its salts	422 072	2 541 686	1 127 527	6 042 484
2921220000	Hexamethylenediamine and its salts	27 732	209 652	69 903	915 382
2921290000	Oth acyclic polyamines & their derivative; salt thereof	455 462	3 036 410	1 204 492	9 041 915
2921300000	Cyclanic, cyclenic / cycloterpenic mono/ polyamines & their derivati	316 106	5 945 066	681 050	11 984 815
2921410000	Aniline and its salts	127 359	833 933	439 645	2 573 753
2921420000	Aniline derivatives and their salts	53 790	1 132 683	369 878	4 194 615



**I.3. IM POR M ENURUT KOM ODITI / IM PORT BY HS COM M ODITY**  
**\*\*\* AGUSTUS/ AUGUST 2014 \*\*\***

H S	Uraian Komoditi Commodity Description	Berat Bersih / Net Weight (Kg)		Nilai / Value C.I.F (US\$)	
		Bulan ini Current Month	Kumulatif Cum.Jan. to date	Bulan ini Current Month	Kumulatif Cum.Jan. to date
2921430000	Toluidines & their derivatives; saltsthereof	3 660	25 229	17 748	227 115
2921440000	Diphenylamine & its derivatives; saltsthereof	5	110 340	514	506 986
2921450000	1-naphthylamine (1-naphthylamine),2-naphthylamine (?-naphthyl)	51 582	652 466	496 009	4 005 027
2921490000	Oth aromatic monoamines & their derivate; salts thereof	37	32 818	263	1 060 517
2921510000	O-,m-,p-phenylenediam, diaminotoluenes& their derivatives; salts	486 082	2 902 130	1 572 005	9 579 760
2921590000	Oth aromatic polyamines & their derivate; salts thereof	1 811 926	4 327 325	2 048 883	14 423 581
2922110000	Monoethanolamina and its salts	135 950	837 537	225 289	1 331 337
2922120000	Diethanolamine and its salts	128 122	1 768 794	191 369	2 623 564
2922130000	Triethanolamine and its salts	54 632	1 657 492	95 311	3 105 926
2922191000	Ethambutol & its salts, esters& oth derivesuitable for produc of ant	3 000	40 388	118 500	1 078 971
2922192000	D-2-amino-n-butyl-alcohol	101 444	329 286	315 799	894 794
2922199000	Oth amino-alcohols,cont one kind of oxygfunc, their athers& ester;	142 877	1 143 722	1 469 406	12 254 777
2922210000	Amino hydroxynaphthalene sulphonic acids and their salts	323 059	1 893 927	1 840 564	13 966 102
2922290000	Oth amino naphthols& oth amino phenol cont one kind of oxygen fu	88 317	382 001	825 399	3 694 385
2922390000	Oth amino aldehydes, amino ketones& aminoquinones cont one ki	136	16 505	6 889	252 402
2922410000	Lysine and its esters; salts thereof	1 365 814	9 490 762	1 725 566	11 938 293
2922421000	Glutamic acid	4 974	18 498	26 985	160 863
2922422000	Monosodium glutamate (MSG)	1 757 500	20 480 693	1 836 395	22 286 499
2922429000	Oth salt of glutamic acid	1 521	39 668	16 532	232 119
2922430000	Anthranilic acid and its salts	0	16	0	852
2922491000	Mephenamic acid and its salts	54 039	781 727	942 201	8 334 845
2922499000	Oth amino acids, cont one kind of oxygenfunc & their esters; salt t	289 157	2 853 989	2 078 441	15 987 946
2922501000	P-aminosalicylic acid & its salts,esterand other derivatives	355 520	3 044 920	698 808	5 754 681
2922509000	Oth amino-alcohol/ amino-acid-phenols& othamino compound w/	246 097	1 387 815	1 061 398	7 057 499
2923100000	Choline and its salts	762 819	6 858 114	871 900	8 154 253
2923201000	Lecithins, whether or not chemicallydefined	1 341 121	9 637 081	1 714 957	12 076 461
2923209000	Phosphoaminolipids, whether or notchemically defined	101 629	288 873	110 421	461 399
2923900000	Oth quarternary ammonium salts andhydroxides whether/ not che	631 106	3 244 752	967 752	5 829 097
2924120010	Monocrotophos (ISO)	0	2 873	0	37 711
2924120090	Fluoroacetamide (ISO) & phosphamidon(ISO)	0	13 157	0	86 193
2924190000	Oth acyclic amides (incl acyclic carbamates) & their derivatives; sal	85 330	2 134 581	395 175	4 909 685
2924211000	4-ethoxyphenylurea (dulcin)	0	2 266	0	21 363
2924212000	Diuron and monouron	0	170 132	0	760 530
2924219000	Oth ureines & their derivatives; saltsthereof	27 846	137 564	144 200	967 919
2924291000	Aspartame	120 485	1 193 258	1 564 142	17 132 587
2924292000	Butylphenylmethyl carbamate, methylisopropyl phenyl carbamate	18 768	513 797	94 138	1 973 798
2924299010	Asetaminophen(paracetamol);salicylamide; ethoxybenzamide	823 629	5 040 402	3 228 194	19 336 146
2924299090	Oth cyclic amides(incl cyclic carbamate) and their derivatives; salts	165 856	1 104 374	1 131 026	9 426 247
2925110000	Saccharin and its salts	42 400	320 548	299 800	2 357 711
2925190000	Oth imides & their derivatives; saltsthereof	12 918	164 117	80 973	957 654
2925290000	Oth imines and their derivatives; andsalts thereof	51 170	278 707	400 692	2 139 825
2926100000	Acrylonitrile	518 343	4 694 158	1 097 971	9 753 099
2926200000	1-cyanoguanidine (dicyandiamide)	93 705	489 929	697 504	2 528 881
2926300000	Fenproporex (INN) & its salts, methadone(INN) intermediate(4-cyr	0	1 723	0	5 760
2926900000	Other nitrile-function compounds	91 360	698 766	1 759 713	17 940 284
2927001000	Azodicarbonamide	228 972	1 781 829	553 851	4 090 847
2927009000	Oth diazo-, azo- or azoxy-compounds	295 542	1 511 571	780 033	4 941 126
2928001000	Linuron	10 982	52 197	46 395	252 978
2928009000	Oth organic derivatives of hidrazine orof hydroxylamine	87 881	650 278	414 381	2 957 587
2929101000	Diphenylmethena dilsocyanata (MDI)	1 702 073	11 780 614	3 853 199	27 183 902
2929102000	Toluene dilsocyanate	3 324 811	27 496 729	6 796 512	58 614 455
2929109000	Oth isocyanates	215 130	3 318 335	552 270	6 082 803
2929901000	Sodium cyclamate	105 000	162 000	195 825	329 490
2929909000	Oth compounds with other nitrogen funct	0	28 130	0	218 499
2930200000	Thiocarbamates and dithiocarbamates	388 747	3 124 457	2 261 861	16 338 594
2930300000	Thiuram mono-, di- or tetrasulphides	30 112	145 988	132 738	896 713
2930400000	Methionine	1 870 878	18 636 275	6 650 277	64 168 678
2930500000	Captafol (ISO) & methamidophos (ISO)	44	132	4 620	13 860
2930901000	Dithocarbonates	8 146	124 435	74 518	755 014
2930909000	Oth organo-sulphur compounds	1 167 979	8 337 228	4 821 813	31 799 511
2931101000	Tetramethyl lead	6 000	16 245	123 000	331 383
2931200000	Tributyltin compounds	0	4 318	0	8 400
2931902000	N-(phosphonomethyl) glycine and saltsthereof	2 109 758	17 153 421	11 066 533	85 651 393
2931903000	Ethephone	92 076	410 209	465 932	3 099 441

**I.3. IM POR M ENURUT KOM ODITI / IM PORT BY HS COM M ODITY**  
**\*\*\* AGUSTUS/ AUGUST 2014 \*\*\***

H S	Uraian Komoditi Commodity Description	Berat Bersih / Net Weight (Kg)		Nilai / Value C.I.F (US\$)	
		Bulan ini Current Month	Kumulatif Cum.Jan. to date	Bulan ini Current Month	Kumulatif Cum.Jan. to date
2931904100	Organo-arsenic compounds in liquid form	264 638	1 076 350	1 144 585	3 664 619
2931904900	Organo-arsenic compounds not liquid form	90 864	1 248 891	472 258	5 579 239
2931909010	Dimethyltin dicloride (DM TDCL)	82 550	753 470	449 784	3 243 468
2931909090	Oth of oth organo-inorganic compounds	29 236	617 734	75 322	2 382 727
2932110000	Tetrahydrofuran	29 187	235 962	100 982	817 797
2932120000	2-furaldehyde (furfuraldehyde)	411	41 037	7 901	90 361
2932130000	Furfuryl alcohol and tetrahydrofurfurylalcohol	118 182	626 841	210 933	1 118 441
2932190000	Oth comp cont an unfused furan ring(whet/ not hydrogenated) in	23 430	130 006	728 361	4 240 624
2932200010	Coumarin, methylcoumarins andethylcoumarins	24 297	156 056	236 315	1 489 097
2932200090	Other lactones	115 747	715 641	868 768	7 441 476
2932930000	Piperonal	1 000	38 456	26 500	952 967
2932991000	Carbofuran	48 913	1 036 164	1 004 962	19 029 472
2932999000	Oth compound contain unfused furan ring(whet/ not hydrogenatec	32 336	650 808	887 861	11 042 201
2933111000	Dipyrrone (analgin)	42 010	293 085	484 047	3 188 103
2933119000	Oth phenazone (antipyrin) and its derive	31 885	145 543	604 123	2 622 166
2933190000	Oth compound contain an unfused pyrazole ring (whet/ not hydroc	59 457	276 515	2 299 434	9 420 521
2933210000	Hydantoin and its derivatives	8 936	48 208	79 525	406 328
2933291000	Gimetidine	1 652	14 209	18 200	177 302
2933299000	Oth compounds cont an unfused imidazolering (whet/ not hydrohe	226 736	722 665	1 405 357	8 360 729
2933310000	Pyridine and its salts	55 168	1 086 216	716 132	6 042 224
2933320000	Piperidine and its salts	0	31	0	5 215
2933330000	Alifentanil (INN), anileridine (INN), bezitramide(INN),bromazepam(	3	66	2 029	40 110
2933391000	Chlorpheniramine and isoniazid	68 534	266 594	520 951	2 895 680
2933393000	Paraquat salts	1 385 731	10 935 126	4 155 061	35 374 072
2933399000	Oth compound cont unfused pyridine ring(whet/ not hydrogenatec	230 415	1 740 445	2 916 941	24 263 859
2933490000	Oth comp cont in struc a quinoline/isoquinoline ring-syst(whet/ no	24 269	214 761	406 433	4 197 970
2933520000	Malonylurea (barbituric acid) and itsalts	2	384	139	11 537
2933530000	Allobarbital(INN),amoberital(INN), barbital(INN),butalbital,butob.	0	41	0	4 778
2933540000	Other derivative of malonylurea (barbituric acid), salts thereof	798	2 269	5 883	22 717
2933591000	Diazinon	25 257	247 775	118 093	911 379
2933599000	Oth comp cont pyrimidine ring (whet/ nohydrogenated)/piperazin	77 745	629 665	1 708 302	16 845 702
2933610000	Melamine	2 482 756	14 208 128	2 693 331	17 462 041
2933690000	Oth comp cont unfused triazine ring(whet/ not hydrogenated) in st	1 080 451	8 274 392	1 924 249	14 236 419
2933710000	6-hexanelactam (epsilon-caprolactam)	1 274 550	21 917 860	2 842 279	50 265 651
2933720000	Clobazam (INN) and methyprylon (INN)	0	105	0	287 155
2933790000	Oth lactams oth than 6-hexanelactam & clobazam & methyprylon	68 166	331 487	517 603	2 606 393
2933910000	Alprazolam(INN), camazepam,chlordiazepoxide(INN), clonazepam.	34	437	25 398	515 083
2933991000	Mebendazole or parbendazole	11 179	60 826	253 933	1 130 619
2933999000	Oth heterocyclic compounds with nitrogenhetero-atom(s) only	193 027	894 016	1 452 770	11 151 873
2934100000	Compounds contain unfused thiazole ring(weth/ not hydrogenated)	2 104	102 847	539 238	2 271 178
2934200000	Compound containing in structure a benzothiazole ring-system, nc	260 970	1 654 561	1 208 222	6 432 691
2934300000	Compound containing in structure a phenothiazine ring-system,no	12 010	92 606	65 690	947 554
2934991000	Nucleic acid and its salts	49 561	337 245	373 974	2 448 566
2934992000	Sultones, sultams, diltiazem	13	12 684	1 824	4 271 014
2934993000	6-amino penicillanic acid	1 098	10 326	2 476	54 952
2934994000	3-azido-3- deoxythymidine	0	4 697	0	30 562
2934995000	Oxadiazon, with a minimum purity of 94%	200	246	6 400	7 389
2934999000	Other nucleic acids&their salts,whet/ not chemically define;oth het	212 503	2 451 517	4 523 866	46 700 927
2935000000	Sulphonamides.	164 481	2 032 550	2 005 215	20 749 866
2936210000	Vitamins A & their derivatives	228 884	510 457	884 431	8 010 342
2936220000	Vitamins B1 & its derivatives	16 269	236 806	478 594	5 347 933
2936230000	Vitamin B2 & its derivatives	9 607	135 789	370 028	3 921 552
2936240000	D-or dl-pantothenic acid (vit B3 orvit B5) & its derivatives	47 301	612 437	531 834	6 446 292
2936250000	Vitamin B6 & its derivatives	25 260	309 598	640 180	7 268 823
2936260000	Vitamin B12 & its derivatives	2 088	53 298	524 464	2 721 986
2936270000	Vitamin C & its derivatives	2 252 451	4 228 695	1 525 673	13 965 169
2936280000	Vitamin E & its derivatives	121 444	1 120 004	2 116 269	17 481 398
2936290000	Oth vitamins & their derivatives	122 502	1 025 378	1 033 011	11 573 518
2936900000	Provitamin, incl natural concentrates,&its derivative for vit, interm	7 714 253	9 996 052	1 580 624	17 960 385
2937190000	Oth polypeptide/protein/glycoprotein/hormones,its derivative&stu	20	48	5 483	24 332
2937210000	Cortisone,hydrocortisone, prednisone&prednisolone (dehydrohyd	500	4 057	451 095	2 902 344
2937220000	Halogenated derivatives of corticosteroidal hormones	494	4 316	379 916	5 000 528
2937230000	Oestrogens & progestogens	507	4 460	265 248	5 250 121
2937290000	Oth steroidal hormone, their derivative&structural analogues	120	2 279	237 532	3 711 577

**I.3. IM POR M ENURUT KOM ODITI / IM PORT BY HS COM M ODITY**  
**\*\*\* AGUSTUS/ AUGUST 2014 \*\*\***

H S	Uraian Komoditi Commodity Description	Berat Bersih / Net Weight (Kg)		Nilai / Value C.I.F (US\$)	
		Bulan ini Current Month	Kumulatif Cum.Jan. to date	Bulan ini Current Month	Kumulatif Cum.Jan. to date
2937500000	Prostaglandins,thromboxanes&leukotrienes ,their derivatives & st	13	104	45 720	266 338
2937901000	Hormones of oxygen-function amino-compounds	44 002	262 021	426 400	2 694 718
2937909000	Oth hormone, its derivative & structural analogues	578	5 077	120 024	1 012 406
2938100000	Rutoside (rutin) & its derivatives	77	56 103	7 657	548 814
2938900000	Oth glycoside, natural/ reprodc by synth& their salts,ethers,esters	3 614	48 426	333 753	3 095 488
2939111000	Concentrates of poppy straw and saltsthereof	0	897	0	476 299
2939190000	Oth alkaloids of opium & their derivates; salts thereof	101	1 328	79 200	360 061
2939201000	Quinine and it salts	975	978	113 588	113 776
2939209000	Oth alkaloid of cinchona and heir derivatives; salts thereof, oth the	0	971	0	30 975
2939300000	Caffeine & its salts	29 754	343 033	257 883	3 238 905
2939410000	Ephedrine & its salts	50	7 102	3 900	409 931
2939420000	Pseudoephedrine (INN) & its salts	530	14 658	32 958	900 011
2939440000	Norephedrine & its salt	0	25	0	1 716
2939490010	Phenylpropanolamine HCl (PPA)	126	11 901	7 839	566 768
2939490090	Oth ephedrines and their salts oth thanephedrin, pseudo, cathine .	0	1	0	46
2939590000	Oth theophylline & aminophylline & theirderivative;salts thereof, (	9 701	74 801	525 500	2 618 969
2939620000	Ergotamine (INN) & its salts	2	7	8 543	67 370
2939690000	Oth alkaloids of rye ergot &its derivative; salts thereof	2	19	25 268	151 627
2939911000	Cocaine & its derivatives	0	44	0	2 541
2939991000	Nicotine sulphate	3	26	623	4 183
2939999000	Oth vegetable alkaloids, natural/reprodc by synthesis;their salts,eth	128	3 842	473 262	3 486 045
2940000000	Sugars, chemically pure oth than sucrose,lactose, maltose, glucose	173 284	1 641 384	1 059 556	8 516 550
2941101100	Amoxicillins & its salts, non-sterile	13 721	85 284	430 924	3 244 938
2941101900	Amoxicillins & its salts, sterile	82 901	1 055 795	2 427 279	30 880 637
2941102000	Ampicillin & its salts	9 601	148 963	273 899	4 694 171
2941109000	Oth penicillins &their derive w/ penicillanic acid structure; salt the	1 802	23 349	431 855	5 211 444
2941200000	Streptomycins & their derivatives; saltthereof	1 043	12 501	28 840	339 714
2941300000	Tetracyclines & their derivatives; saltthereof	23 587	187 329	408 643	3 721 133
2941400000	Chloramphenicol & its derivatives; saltthereof	25 807	149 790	822 266	4 893 455
2941500000	Erythromycin & its derivatives; saltthereof	4 205	39 993	658 726	5 249 528
2941900000	Oth antibiotics	48 151	999 776	4 816 506	37 423 592
2942000000	Oth organic compounds.	186 106	1 032 134	1 294 086	11 870 453
3001200000	Extracts of glands or oth organs or oftheir secretions, for organo-tl	0	937	0	112 794
3001900000	Gland& oth organ for organo-therapeutic& human/ animal substanc	205	1 069	298 372	1 858 833
3002101000	Plasma protein solutions	4 277	46 597	845 253	14 561 316
3002103000	Antisera& modified immunological productwhet/ not modified/ obt	4 765	37 230	964 296	10 556 533
3002109000	Oth blood fractions, whet/ not modified/ obtain by biotechnologica	236	15 515	179 413	4 343 638
3002202000	Pertusis, measles, meningitis or poliovaccines	0	8 574	0	9 123 882
3002209010	Hepatitis vaccine	2 411	11 914	532 888	6 580 134
3002209090	Oth vaccines for human medicine oth than tetanus,partusis,messle	10 737	50 177	3 504 384	19 282 955
3002300000	Vaccines for veterinary medicine	159 733	582 932	3 369 096	22 773 575
3002900000	Human blood;animal blood for therapeutic,prophylactic/ diagnosti	8 386	68 899	657 891	4 075 258
3003101000	Medicaments cont amoxicillin (INN) or itsalts, not for retail sale	5 455	9 018	27 265	59 075
3003109000	Oth medcn cont penicillins / derivative'sw/ penicillanic acid stru,no	411	10 466	110 504	2 053 785
3003200000	Medicaments containing oth antibiotics	166	30 766	260 050	1 781 094
3003390000	Medicaments cont hormon oth insulin/ prodhead 2937 not cont ar	4 300	24 689	26 300	200 804
3003400090	Medicament cont alkaloid/ drv not containhormone/ head 2937/an	0	2 653	0	1 068 427
3003900000	Oth medicaments cont mix _2 constituentsfor therapeutic/prophy	3 661	144 552	133 236	2 676 771
3004101600	Medicaments cont ampicillin,amoxycillin/their salts, of a kind take	0	5 591	0	57 226
3004101900	Oth medicaments cont penicillins/ theirderivatives, in doses/ for rel	10 214	91 119	125 648	2 131 941
3004102900	Medicaments cont streptomycins/ derivativ,other than ointment fr	563	4 650	216 396	1 495 503
3004201000	Medicaments cont gentamycin, lincomycin,sulfamethoxazole/ deri	0	10	0	32 500
3004203100	Medicaments cont erythromycin/its derivative for taking orally, fo	0	11 968	0	171 720
3004203200	Medicaments cont erythromycin/its derivative in ointment form, f	2 507	6 367	373 128	907 497
3004203900	Oth medicaments cont erythromycin/ derive,oth for taking orally/c	47	839	23 177	435 950
3004207100	Medicaments cont tetracycline/ chloramphenicols/ derive for taker	0	9 111	0	68 339
3004207900	Medicaments cont tetracycline/ chloramphenicols/ derive oth take	6 243	59 530	40 255	758 170
3004209100	Oth medicaments cont oth antibiotics for taking orally/ ointment fr	2 157	22 334	105 026	2 851 781
3004209900	Oth medicaments cont oth antibiotics oth taking orally/ ointment f	50 703	345 884	1 216 896	8 002 560
3004310000	Medicaments contain insulin-but not contantibiotics, in dosses/ for	9 544	69 525	3 447 231	26 296 846
3004324000	Medicaments cont hydrocortisone sodiumsuccinate/ flucinolone ;	0	600	0	2 343
3004329000	Oth med cont corticosteroid hormon,theirderivative/ struc analog,	681	3 595	67 296	418 196
3004390000	Oth med cont hormon oth than coricosteroid&insulin,not cont ant	58 089	505 176	2 727 295	13 148 807
3004401000	Medicaments cont morphine/its derivative ,for injection, in dosses	0	8 814	0	565 151

I.3. IM POR M ENURUT KOM ODITI / IM PORT BY HS COM M ODITY

\*\*\* AGUSTUS/ AUGUST 2014 \*\*\*

H S	Uraian Komoditi Commodity Description	Berat Bersih / Net Weight (Kg)		Nilai / Value C.I.F (US\$)	
		Bulan ini Current Month	Kumulatif Cum.Jan. to date	Bulan ini Current Month	Kumulatif Cum.Jan. to date
3004402000	Medicaments cont quinine hydrochloride/dihydro-chlorid,for injec	0	297	0	8 973
3004407000	Medicaments cont atropine sulphate, indosses/ for retail sale	0	347	0	113 182
3004409010	Medicaments cont morphine/its derivative,for taking orally, in dos	0	445	0	342 473
3004409090	Medi cont oth alkaloids/derive thereof,not cont hormones/antibic	287	131 946	340 340	4 588 716
3004501000	Oth medicament cont vitamins of a kindsuitable for children in syr	570	23 235	4 648	255 646
3004502100	Oth medicament cont vitamins > 1 of kind taken orally	0	2 796	0	70 998
3004502900	Oth medicament cont vitamins>1 oth thanof kind taken orally	2 898	40 109	117 824	1 523 995
3004509100	Oth medicaments cont vitamins A,B or C	564	2 777	117 975	433 266
3004509900	Oth medicament cont vitamin (oth than A,B,C) or oth products of l	32 845	177 405	297 055	4 071 346
3004901000	Transdermal therapeutic systems patchesfor cancer treatment or l	1 154	12 038	2 497 239	4 796 568
3004902000	Closed sterile water for inhalation,pharmaceutical grade	0	3 163	0	16 804
3004903000	Antiseptics	50 427	448 758	345 584	2 489 083
3004904900	Oth anaesthetics oth than cont procainehydrochloride	1 269	9 897	274 536	3 152 374
3004905100	Analgesics,antipyretic&oth med cont paracetamol/dipyrone,acety	0	3 598	0	271 739
3004905200	Analgesics,antipyretics & oth med contchlorphenimamine maleate	0	10	0	9 919
3004905500	Oth analgesic,antipyretic&oth cough/coldmedicament, in liniment	0	1 593	0	12 248
3004905990	Oth analgesics,antipyretics & oth cough/cold medicmn, whet/ not	3 423	36 712	1 055 587	3 517 218
3004906100	Antimalarials cont artemisinin, artesunate or chloroquine	200	1 673	36 000	137 016
3004906300	Other antimalarials used for herbalmedicaments	0	3	0	303
3004907100	Anthelmintic containing piperazine ormebendazole (INN)	1 601	5 300	24 563	38 688
3004907900	Other anthelmintic oth than use forherbal medicaments	1 040	2 080	83 200	166 400
3004908100	Oth med for cancer,HIV/AIDS'oth intractable disease cont deferox	2 480	11 829	396 742	1 939 527
3004908200	Anti HIV/ AIDSmedicaments	210	2 986	60 000	633 356
3004908900	Oth medicaments for other intractablediseases oth than HIV/AIDS	4 761	32 957	5 211 982	36 027 369
3004909100	Oth medicam cont sodium chloride/glucose, for infusion	619 844	3 828 176	568 714	4 783 381
3004909200	Oth medicam cont sorbitol/ salbutamol for infusion	0	14 921	0	1 230 245
3004909400	Oth medicam cont cimetidine/ ranitidine,oth than for injection/infr	2 454	10 248	1 863 485	4 703 079
3004909800	Other medicament for herbal medicaments, for retail sale	38 200	558 491	95 518	2 219 738
3004909900	Other medicaments oth than herbal medicaments, for retail sale	1 267 302	7 145 031	19 424 445	175 849 951
3005101000	Adhesive dressing&oth articles w/ adhesive layer,impregnate/coat	0	5	0	540
3005109000	Adhesive dressing&oth articles w/ adhesive layer than impreg/coa	6 633	41 257	49 168	410 698
3005901000	Bandages,impregnated/coated w/ pharmacysubst,for retail for me	32 881	215 728	371 728	2 711 455
3005902000	Gauze, impregnated/coated w/ pharmacysubst,for retail for medic	15 504	116 909	418 717	2 403 488
3005909000	Wadding&similar articles,impregnated/coate w/pharmacy subst,fc	10 939	112 262	384 721	2 620 075
3006101000	Sterile absorbable surgical/ dental yarn; sterile surgical/ dental adh	6 487	30 463	304 327	3 520 698
3006109000	Sterile surgical catgut,sterile adhesive tissue for surgicl wound clos	2 585	27 120	664 914	6 287 702
3006200000	Blood-grouping reagents	550	8 073	108 214	1 985 431
3006301000	Barium sulfate (for taking orally)	1	156	26	3 422
3006302000	Reagents of microbial origin of kindsuitabel for veterinary biologic	695	7 317	33 322	1 363 534
3006303000	Oth microbial diagnostic reagents	3	229	2 023	60 035
3006309000	Oth opacifying prep for x-ray exam;othdiagnostic reagents designe	7 652	52 972	473 156	2 925 444
3006401000	Dental cements & oth dental fillings	2 406	26 374	191 079	696 571
3006402000	Bone reconstruction cements	0	5	0	409
3006500000	First-aid boxes & kits	73	766	773	22 426
3006600000	Chemical contraceptive prep based on hormones/on product heac	234	1 120	30 300	110 925
3006700000	Gel prep designe used in human/vet medic as lubricant for parts o	6 166	41 552	56 458	253 472
3006929000	Waste pharmaceuticals of medic oth thanfor treatment of cancer,	0	2 078	0	13 126
3101001100	Supplement fertilizers in liquid form,not chemical treat-of solely v	48 853	402 542	82 786	954 232
3101001200	Supplement fertilisers in liquid form,chemical intreated of solely v	0	233 533	0	55 704
3101001900	Oth supplement fertilisers chem/ not chem treated oth than liquid	140 250	935 250	217 928	1 736 985
3101009100	Suplllement fertilisers, in liquid form, not chemically treated of ani	0	17 989	0	58 308
3101009200	Supplements fertilisers of animal origin(oth than guano), chemical	17 000	35 751	3 137	22 196
3101009900	Oth animal/vegetable fertilisers,mixing/ chemical treat of animal/v	20 000	43 400	120 000	293 781
3102100000	Urea, whether/ not in aqueous solution	11 914 000	48 476 514	3 421 906	14 887 466
3102210000	Ammonium sulphate	65 145 657	568 101 207	9 067 861	82 415 625
3102290000	Double salts & mix of ammonium sulphate& ammonium nitrate	24 343	581 722	86 549	668 808
3102300000	Ammonium nitrate, whether/ not in aqueous solutions	10 452 014	108 011 532	5 338 524	56 004 513
3102400000	Mixture of ammonium nitrate with calcium carbonate/oth inorgan	360 000	1 832 309	126 000	630 124
3102500000	Sodium nitrate	1 257 000	5 685 978	547 980	2 533 392
3102600000	Double salts & mixtures of calciumnitrate & ammonium nitrate	2 278 661	11 334 903	825 266	4 010 794
3102800000	Mixtures of urea & ammonium nitrate inaqueous or ammoniacal s	0	24	0	331
3102900000	Oth mineral/chem fertilisers,nitrogenous,incl mixt not specified in	31 845	43 776	34 631	49 754
3103101000	Superphosphates in feed grade	0	243 000	0	81 405
3103109000	Superphosphates not feed grade	34 581 800	427 278 869	11 625 014	125 722 098

I.3. IM POR M ENURUT KOM ODITI / IM PORT BY HS COM M ODITY

\*\*\* AGUSTUS/ AUGUST 2014 \*\*\*

H S	Uraian Komoditi Commodity Description	Berat Bersih / Net Weight (Kg)		Nilai / Value C.I.F (US\$)	
		Bulan ini Current Month	Kumulatif Cum.Jan. to date	Bulan ini Current Month	Kumulatif Cum.Jan. to date
3103909000	Other mineral or chemical fertilisers,phosphatic, oth than superph	126 072 485	699 186 343	12 892 746	69 996 156
3104200000	Potassium chloride	256 804 484	1 965 420 829	86 173 187	615 508 439
3104300000	Potassium sulphate	243 720	4 128 432	149 587	2 459 880
3104900000	Other mineral/ chemical fertilisers,potassic,oth than potassium chl	5 360 063	36 711 596	3 115 280	16 214 094
3105102000	Min/chem fert cont 2/3 of nitrogen,phosphorus&potassium,in tab	2	276 711	83	297 578
3105109000	Oth min/chem fert cont 2/3 of nitrogen,phosp&potass,in tabs/sim	271	8 446	8 569	115 069
3105200000	Mineral/ chemical fertiliser contan 3 elements nitrogen,phosphoru	30 703 869	258 238 568	14 708 361	116 913 212
3105300000	Diammonium hydrogenorthophosphate(diammonium phosphate)	24 211 698	128 540 174	10 804 176	57 849 568
3105400000	Ammonium dihydrogenorthophosphate (monoammon phosph)&n	1 155 692	7 882 629	450 799	3 812 916
3105510000	Oth mineral/chemical fertilisers contain nitrates & phosphates	353	3 544	2 822	30 398
3105590000	Oth mineral/ chemical fertilisers contain nitrogen&fosfor, than nitr	2 337 363	26 425 820	1 553 695	12 818 403
3105600000	Mineral/chemical fertilisers contain 2fertilising element phosphori	3 782	31 922	2 067	29 418
3105900000	Oth mineral/chemical fertiliser cont 2/3elements nitrogen,phosph	10 760 043	26 113 702	4 098 798	9 886 426
3201100000	Quebracho extract	0	99 336	0	216 764
3201200000	Wattle extract	11 961	332 804	28 526	547 240
3201909000	Oth tanning extract of vegetable origin;tannine & their salts,esters	1 285	71 165	17 277	280 256
3202100000	Synthetic organic tanning substances	173 697	2 036 564	463 906	4 036 956
3202900000	Inorganic tanning subst;tanning prep whe/ not cont natura tanning	359 356	2 198 028	466 115	3 502 770
3203001000	Coloring matter of vegetable or animalsuitable for use in food/drir	5 588	113 417	193 358	1 954 772
3203009000	Coloring matter of vegetable/ animal notsuitable for use in food/di	3 092	41 315	50 324	668 964
3204111000	Disperse dyes & preparations based thereon, crude	1 277 250	8 714 560	5 979 468	45 879 705
3204119000	Disperse dyes & preparations based thereon, oth than crude	819 891	8 371 192	7 736 563	64 223 467
3204121000	Acid dyes whether or not premetallised & preparations based ther	76 056	718 122	689 960	4 627 735
3204129000	Mordant dyes& preparations based thereon	23 132	274 312	198 448	2 134 681
3204130000	Basic dyes & preparations based thereon	105 233	536 710	559 501	1 769 438
3204140000	Direct dyes & preparations based thereon	430 133	3 788 041	2 914 631	21 865 001
3204150000	Vat dyes(incl those usable in that state as pigments) &preparation	255 692	2 281 144	1 298 391	12 711 966
3204160000	Reactive dyes&preparations based thereon	1 256 770	9 442 427	9 292 790	60 327 632
3204170010	Synthetic organic pigment in powder form	809 729	6 308 469	7 413 429	56 243 916
3204170090	Other pigment&preparations based thereonoth than in powder fo	808 111	5 882 638	4 475 341	32 742 923
3204190000	Oth synth organic coloring matter, inclmix of color subhead 3204.1	499 227	3 510 352	2 293 900	12 903 267
3204200000	Synthetic organic prods of a kind usedas fluorescent brightening a	1 406 478	3 825 985	1 878 228	18 207 183
3204900000	Oth synthetic organic coloring, matter,w/ or not chemically define	138 154	1 064 006	823 565	5 528 803
3205000000	Color lakes;preparations as specified inthis chap based on color lak	118 346	683 249	664 198	3 687 933
3206111000	Pigment base on titanium dioxide contain by weight _ 80 % on dry	4 259 179	44 415 183	10 886 590	115 913 085
3206119000	Preparate base on titanium dioxide contain by weight _ 80 % on di	1 202 059	5 323 957	3 067 156	15 154 641
3206191000	Pigment base on titanium dioxide contain by weight < 80 % on dry	90 639	750 902	548 235	4 272 216
3206199000	Preparate base on titanium dioxide contain by weight < 80 % on di	146 385	1 023 482	868 721	5 007 244
3206201000	Chrome yellow,chrome green,molybdateorange/ red base on chroi	194 068	1 059 603	852 444	4 331 856
3206209000	Oth pigments & preparations based onchromium compounds	14 370	97 563	47 611	857 426
3206411000	Preparations based on ultramarine	28 399	60 178	64 725	280 384
3206419000	Ultramarine	120 586	1 234 238	309 686	2 692 103
3206421000	Preparations based on zinc sulphide	0	27 072	0	23 127
3206429000	Litophone & oth pigments based on zincsulphide	61 815	155 531	51 321	172 638
3206491000	Preparations of other colouring matter	158 597	1 636 194	558 991	6 590 067
3206499000	Other colouring matter other than ultramarine & lithopone	374 418	2 666 861	2 265 006	15 458 252
3206501000	Preparations of inorganic pigment of akind used as luminophores	31 976	219 952	225 757	1 774 650
3206509000	Oth inorganic pigment/ colouring matterof a kind used as luminopt	98 091	910 323	237 500	2 285 282
3207100000	Prepared pigments, prep opacificers prepcolors & similar prep	1 634 141	9 538 322	3 787 396	26 277 519
3207201000	Enamel frits	913 359	6 387 529	808 641	5 315 181
3207209000	Oth vitrifiable enamels & glazes, engobe (slips) similar prep	1 960 564	15 327 252	1 702 410	10 988 494
3207300000	Liquid lustres & similar preparations	41 821	291 580	267 988	2 369 492
3207400000	Glass frit & oth glass, in the form ofpowder granules or flakes	10 737 220	78 490 538	5 496 361	38 542 744
3208101100	Varnishes>100-c hr, based on polyesterfor dental use, dispersed in	0	382	0	2 721
3208101900	Oth varnishes based on polyesters<100-c hr, disper in a nonaqueo	32 447	420 952	160 122	2 103 981
3208109000	Other paints & varnishe (incl enamels & lacquers)polyester dispers	512 586	3 113 994	1 753 109	15 382 339
3208204000	Anti-fouling/ anti-corrosive paints forships hull base on acrylic/ viny	121 941	1 005 598	518 583	4 138 553
3208207000	Varnishes (including lacquers), of akind used in dentistry	13	103 906	82	396 735
3208209000	Other paints & varnishes (incl enamels& lacquers) based on acrylic	679 293	22 101 308	3 532 715	23 723 886
3208901100	Varnishes (incl.lacquers),exceed >100-cheat-resistant used in dent	1 500	17 949	13 313	131 184
3208901900	Varnishes (incl.lacquers),exceed >100-cheat-resistant used in oth t	421 620	3 001 668	2 078 415	14 530 668
3208902100	Varnishes (incl.lacquers),exceed <100-cheat-resistant used in dent	0	24	0	115
3208902900	Varnishes (incl.lacquers),exceed <100-cheat-resistant used in oth t	208 855	1 264 831	2 547 519	11 460 296
3208909000	Oth paints & varnishes disperssad/ dissolved in a nonaqueous med	655 353	4 999 894	3 187 705	24 969 648

**I.3. IM POR M ENURUT KOM ODITI / IM PORT BY HS COM M ODITY**  
**\*\*\* AGUSTUS/ AUGUST 2014 \*\*\***

H S	Uraian Komoditi Commodity Description	Berat Bersih / Net Weight (Kg)		Nilai / Value C.I.F (US\$)	
		Bulan ini Current Month	Kumulatif Cum.Jan. to date	Bulan ini Current Month	Kumulatif Cum.Jan. to date
3209101000	Varnishes(inc lacquer)>100-c hr-acrylicvinyl polymer, dispersed in	97 291	817 703	260 959	2 083 519
3209104000	Leather paints-based on acrylic or vinyl polymers dispers in a aque	1 571	3 767	5 790	20 313
3209105000	Anti-fouling/corrosive paints for shipshulls based on acrylic/vynil p	30 157	152 491	129 730	414 165
3209109000	Oth paints & varnishes dispersedaqueous/ dissolved in aqueous mec	655 041	4 708 142	1 850 130	12 555 231
3209900000	Oth paints based on others varnishesdispers in a aqueous medium	867 058	6 477 107	2 486 348	18 720 324
3210001010	Varnishes (incl lacq) exc > 100-c hrresist of a kind used for finish le	48 062	399 397	167 090	1 400 192
3210001090	Varnishes (incl lacq) exc < 100-c hrresist of a kind used for finish le	39 150	272 645	125 380	1 495 492
3210002000	Distempers of a kind used for finishingleather	0	7	0	22
3210003000	Prepared water pigments of a kind usedfor finishing leather	32 430	137 030	131 919	427 423
3210005000	Polyurethane tar coating of a kind usedfor finishing leather	34 896	236 335	181 587	1 348 888
3210009100	Oth anti-fouling/corr paints for ships,hulls based on polyurethane	1 873	25 165	6 633	64 054
3210009900	Other paints & varnishes of a kind usedfor finishing leather	139 331	767 099	657 001	4 003 826
3211000000	Prepared driers	194 405	1 165 264	741 122	4 029 712
3212100000	Stamping foils	96 561	1 368 766	820 969	4 980 337
3212901100	Aluminium paste	155 206	1 735 886	816 697	9 884 537
3212901300	White lead dispersed in oil	18 674	99 990	118 046	574 159
3212901400	Oth pigments of aluminium paste, whitelead dispersed in oil for le	65 927	424 980	333 887	2 146 623
3212901900	Oth than pigments of aluminium paste,white lead dispersed in oil t	160 042	1 127 118	759 648	5 336 515
3212902200	Oth dyes used in the food or drinkindustries	19 000	24 215	11 818	54 050
3212902900	Oth than dyes in the food or drinkindustries	38 527	327 976	509 563	2 989 236
3213100000	Colours in tablet, tube, jar, bottle,pan, similar form or packing for :	40 961	450 254	174 340	1 917 339
3213900000	Oth color not in tablet, tube, jar,bottle, pan/similar form/packing	9 332	176 509	39 436	838 629
3214100000	Glaziers putty, grafting putty, cementscaulking compound	793 342	4 747 682	2 521 038	16 221 307
3214900000	Oth glaziers putty, grafting putty,cements caulking compound	912 099	7 010 453	2 319 607	19 443 104
3215111000	Printing uv curable inks-black	11 754	89 472	133 896	1 089 809
3215119000	Printing inks other than uv curableinks- black	236 175	1 868 076	4 881 947	34 783 476
3215190000	Printing inks, other than black	868 334	6 164 293	10 213 533	56 418 376
3215901000	Carbon mass for one time carbon paper	0	18 489	0	53 439
3215906000	Drawing ink and writing ink	29 107	347 845	390 321	3 719 501
3215907000	Ink of a kind suitable for use withduplicating machines of heading :	96	28 445	2 551	406 895
3215909000	Oth ink of a kind suitable for use withduplicating machines of heac	81 241	1 104 631	802 216	7 924 199
3301120000	Essential oils of citrus of orange	48 515	582 602	558 939	4 636 137
3301130000	Essential oils of citrus of lemon	4 741	59 781	96 161	1 791 427
3301190000	Other essential oils of citrus fruit	16 368	210 638	608 535	2 469 290
3301240000	Essential oils - of peppermint(mentha piperita)	5 360	442 700	118 693	9 557 091
3301250000	Essential oils - oth of peppermint(mentha piperita)	3 461	53 377	102 029	1 101 227
3301290010	Oth essential oil of lemon grass,citronella, nutmeg, cinnamon, ginc	265	245 918	14 065	3 289 813
3301290090	Oth essential oils-oth thanpharmaceutical grade	669 798	3 098 380	10 090 716	54 767 248
3301300000	Resinoids	2 933	25 127	44 158	315 798
3301901000	Aqueous distillates & solutions ofessential oils suitable for medic u	14 718	183 131	225 849	2 779 475
3301909000	Oth essential oils (terpeneless or not),incl concretes& absolutes; ri	59 468	711 522	1 510 427	11 567 029
3302109000	Oth mixed of odoriferous of a kind usedin the food or drink indust	599 344	4 502 722	9 428 523	68 163 650
3302900000	Oth prep based on odoriferous substancesfor the manufacture of l	1 753 236	16 853 261	28 348 658	223 961 551
3303000000	Perfumes & toilet waters	225 727	1 941 985	10 804 632	77 046 803
3304100000	Lip make-up preparations	51 103	279 192	1 420 405	8 461 651
3304200000	Eye make-up preparations	78 877	442 112	2 258 222	13 675 306
3304300000	Manicure or pedicure preparations	27 857	75 521	326 972	1 199 929
3304910000	Beauty or make up preparations powders,whether or not compres	205 906	1 892 020	2 038 411	11 655 109
3304992000	Anti-acne creams	759	6 404	27 793	129 972
3304993000	Oth Face or skin creams & lotions	365 623	3 728 132	6 942 281	49 132 051
3304999000	Oth than anti-acne creams and oth faceor skin creams & lotions	97 322	917 745	3 659 519	24 514 577
3305101000	Having anti-fungai shampoo	30 168	50 991	229 737	515 030
3305109000	Oth having anti-fungai shampoo	1 267 738	23 476 481	4 234 833	73 876 973
3305200000	Preparations for permanent waving orstraightening	32 936	198 661	148 386	984 658
3305300000	Hair lacquers	91 317	498 863	165 172	1 612 705
3305900000	Others preparations for use on the hair	283 746	3 232 939	1 815 482	18 319 646
3306101000	Prophylactic pastes & powders	59 961	1 089 216	393 651	5 555 441
3306109000	Oth prophylactic pastes & powders	23	44 125	751	392 502
3306200000	Yarn used to clean between the teeth(denital-floss)	203	4 004	18 279	143 149
3306900000	Oth yarn used to clean between the teeth(denital-floos)	126 508	1 486 847	309 253	3 153 658
3307100000	Pre-shave, shaving or after-shavepreparations	35 887	109 900	165 097	544 422
3307200000	Personal deodorants & antiperspirants	161 488	1 440 591	1 497 899	13 165 912
3307300000	Perfumed bath salts & oth bath prep,deodor room incl prep used r	5 776	814 158	83 604	1 973 935
3307411000	Scanted powders (incense) of a kind usedduring religious rites	71 034	728 841	39 155	449 682

**I.3. IM POR M ENURUT KOM ODITI / IM PORT BY HS COM M ODITY**  
**\*\*\* AGUSTUS/ AUGUST 2014 \*\*\***

HS	Uraian Komoditi Commodity Description	Berat Bersih / Net Weight (Kg)		Nilai / Value C.I.F (US\$)	
		Bulan ini Current Month	Kumulatif Cum.Jan. to date	Bulan ini Current Month	Kumulatif Cum.Jan. to date
3307419000	Oth scanted powder (inbase) of a kind used during religious rites	153 521	590 152	190 722	681 816
3307491000	Room perfuming preparations, whether or not having disinfectant	17 988	373 415	487 002	3 487 293
3307499000	Oth prep for perfuming or deodor rooms, incl odoriferous preparat	12 516	46 783	223 225	1 111 639
3307901000	Animal toilet preparations	3 387	24 837	23 808	123 277
3307903000	Papers & tissues, impregnated or coated with perfume or cosmetic	173 022	1 785 063	414 913	3 893 747
3307904000	Other perfumery or cosmetics, including depilatory	5 964	32 477	31 546	263 982
3307905000	Contact lens solution	37 673	370 157	149 480	1 915 210
3307909000	Oth animal toilet prep, paper & tissue other perfume or cosm, cont	27	18 145	2 877	181 060
3401111000	Soap, organic surface-active-for toilet use-medicated prods	0	162	0	3 674
3401112000	Bath soap	373 262	4 777 981	729 502	8 330 778
3401113000	Oth of felt or nonwovens, impregnated, coated or covered with so	21	2 444	133	28 738
3401119000	Oth medicated prod & oth of felt or nonwovens, impreg, coated w	2 409	48 556	6 177	236 408
3401191000	Of felt/ nonwovens impregnated, coated with soap or detergent	0	50	0	2 195
3401199000	Oth of felt or nonwovens, impregnated, coated or covered with so	1 756	340 851	9 668	877 491
3401209900	Oth soap of kind used for flotation deinking or recycled paper	119 312	1 769 227	246 870	3 670 770
3401300000	Org surf-active prod & prep for washing the skin in the liq/cream fo	273 798	1 138 334	1 646 853	7 313 576
3402111000	Sulphated fatty alcohols	118 545	707 846	217 977	1 504 163
3402114000	Sulphanated alkylbenzene	434 286	3 027 039	763 033	5 570 126
3402119100	Wetting agents of a kind used in the manufacture of herbicides	117 783	995 041	605 737	3 670 341
3402119900	Oth anionic-organic surface-active agent with or not put up for ret	1 253 578	8 088 716	2 307 296	15 119 351
3402121000	Wetting agents used in the manuf of herbicide-cationic	71 741	587 261	175 270	1 569 427
3402129000	Oth cationic-organic surface-active agent with/ not put up for retail	1 098 090	10 082 143	2 579 128	24 442 858
3402131000	Hydroxyl-terminated polybutadiene	264 876	1 689 376	877 465	6 324 753
3402139000	Oth hydroxyl-terminated polybutadiene	3 089 190	24 145 034	7 551 805	58 513 876
3402191000	Organic surface active of a kind suitable for use in fire extinguish	796	149 250	3 843	339 160
3402199000	Oth organic surface-active of kind suitable for use in fire extinguish	899 755	7 713 948	2 748 820	23 478 365
3402201100	Anionic surface active prep. in liquid form-put up for retail sale	328 007	1 689 355	434 349	2 651 788
3402201200	Anionic washing prep & cleaning prep, incl bleach cleans, liquid for	175 839	1 007 325	437 659	2 453 020
3402201300	Oth surface active preparations- in liquid form, for retail sale	1	103 205	15	185 933
3402201900	Oth wash prep & clean prep, incl bleach cleans & degreas prep, liqui	138 895	769 112	1 087 773	4 588 226
3402209100	Anionic surface active prep. oth than in liquid form-for retail sale	50 421	129 207	30 404	115 380
3402209200	Anionic washing prep & clean prep, incl bleach, cleans-oth than liqu	552 308	3 297 720	475 734	3 118 960
3402209300	Oth surface active preparations	0	1 049	0	6 531
3402209900	Oth wash prep & clean prep / cleaning prep incl bleaching, cleansing	321 726	3 234 322	596 609	5 702 247
3402901100	Wetting agents of anionic surface active preparations	167 713	1 164 591	665 213	3 971 368
3402901200	Oth anionic wash prep not wetting agents	1 276 421	9 444 775	2 953 965	21 426 945
3402901300	Anionic washing prep. or cleaning incl bleaching, cleansing or degre	405 258	3 188 264	606 177	7 335 991
3402901400	Wetting agents of other surface active preparations	30 175	301 494	77 352	670 570
3402901500	Oth organic surface active in liquid form, not wetting agents	177 156	1 203 676	781 613	4 091 746
3402901900	Oth wash prep or clean prep, incl bleach cleans or degreasing prep	374 939	2 299 397	3 163 092	8 209 733
3402909100	Wetting agents of anionic surface active preparations	34 536	347 190	95 524	1 053 423
3402909200	Anionic wash prep & clean prep, incl bleach, cleans-not liquid-not re	39 870	486 344	204 312	2 078 240
3402909300	Anionic surface-active prep, not liquid form not for retail sale	56 315	613 092	123 162	1 496 345
3402909400	Anionic surface-active prep, not liquid form, wetting agent not for	18 986	69 734	78 444	246 964
3402909500	Anionic surface-active prep, not liquid form, not wetting agent not for	314 582	1 579 662	844 265	4 028 110
3402909900	Oth wash/lean prep, incl bleach cleans oth than liquid-not for retail	58 653	322 576	164 548	1 308 576
3403111100	Liquid lubricating oil prep, for treat of textile, or oth material, con	63 030	834 070	167 331	2 310 209
3403111900	Oth liquid preparation for the treatment of textile or oth materials, cont	34 164	205 170	118 176	768 360
3403119000	Oth prep for the treatment of textile materials, oth than liquid, con	286 013	3 146 949	815 029	7 704 941
3403191100	Liquid oil for aircraft engine cont petrols/ oils obtain. bituminous m	0	34 741	0	229 818
3403191200	Oth liquid prep content silicone oil, cont petrol oils, or bituminous	24 170	133 634	151 019	695 531
3403191900	Oth liquid for other purposes cont petrol oil or bituminous mineral	1 322 386	10 113 013	3 392 362	26 229 253
3403199000	Oth lubricating prep cont petroleum oil	386 663	2 761 881	2 117 036	13 685 837
3403911100	Liquid prep cont silicone oil-for treat of textile, or oth matt, not cont	46 257	408 692	193 578	1 728 701
3403911900	Liquid prep for treatment of textile mater, not cont petroleum oil &	248 998	2 054 477	712 038	5 949 959
3403919000	Liquid preparation for treatment of textile or the material, not cont pet	799 862	6 357 365	2 044 847	17 394 123
3403991100	Liquid oil for aircraft engine not cont petroleum oils or oils obtain b	2	12 739	337	37 598
3403991200	Oth liquid prep content silicone oil cont petrol oil, or bituminous mi	0	75 876	0	208 526
3403991900	Oth liquid for other purpose not cont petroleum oil or bituminous	132 170	544 070	569 657	2 029 019
3403999000	Preparat for treat of textile, leather oth mater, not cont petrol oil, nc	595 901	4 008 413	3 597 992	23 775 403
3404200000	Artificial waxes & prepared waxes, of poly(oxyethylene) (polyethyle	448 417	3 469 945	1 019 691	8 553 197
3404901000	Oth artificial waxes & prepared waxes.	2 636	224 941	9 633	761 547
3404909000	Oth artificial waxes & prepared waxes.	916 058	10 022 647	2 338 725	24 290 468
3405100000	Polishes, creams & similar preparation for wear or leather	28 946	137 869	143 375	745 014

**I.3. IM POR M ENURUT KOM ODITI / IM PORT BY HS COM M ODITY**  
**\*\*\* AGUSTUS/ AUGUST 2014 \*\*\***

H S	Uraian Komoditi Commodity Description	Berat Bersih / Net Weight (Kg)		Nilai / Value C.I.F (US\$)	
		Bulan ini Current Month	Kumulatif Cum.Jan. to date	Bulan ini Current Month	Kumulatif Cum.Jan. to date
3405200000	Polishes,creams & similar prep for themaintenance of wooden furn	53	16 041	3 129	137 593
3405300000	Polishes & similar prep for coachwork,oth than metal polishes	61 112	624 673	198 018	1 618 953
3405401000	Abrasive lapping & honing,in the form offlour,scouring pastes & pc	812	19 502	6 253	46 882
3405409000	Oth scouring pastes & powders & othscouring preparations	12 657	127 634	93 905	820 380
3405901000	Metal polishers	12 750	174 900	37 513	358 939
3405909000	Oth polishes & cream, for footwear,furniture, floors	15 497	185 632	12 907	319 583
3406000000	Candles, tapers & the like	95 606	667 997	191 521	1 413 100
3407001000	Modelling pastes, incl those put up forchildrens amusement	1 044	200 781	4 594	685 200
3407002000	Prep known as ""dental wax"", in sets,packings,retail sale or in pla	0	216	0	4 349
3407003000	Other preparations for use in dentistry,with a basis of plaster of ca	382	11 153	24 697	158 892
3501100000	Casein	172 675	1 372 337	1 767 560	14 961 155
3501901000	Caseinates & other casein derivatives	245 080	2 016 195	3 096 153	24 549 065
3501902000	Casein glues	5	58	526	6 799
3502110000	Egg albumin - dried	0	93 767	0	870 451
3502190000	Egg albumin - oth than dried	0	1 860	0	17 333
3502200000	Milk albumin,incl concentrates of >= 2whey proteins	56 848	453 003	568 983	5 324 597
3502900000	Oth egg albumin	256	1 446	12 094	75 584
3503001100	Glues of fish glues	50	967	514	7 229
3503001900	Glues of oth than fish glues	4 579	123 524	20 392	265 912
3503003000	Isinglass	2 279	20 012	12 091	110 676
3503004100	Gelatin in powder form with bloatinglevel a-250 or b-230 or higher	18 006	221 442	140 701	1 801 087
3503004900	Oth gelatin derivatives,isinglass,othglue of animal origin,excl casei	410 255	2 731 716	3 327 236	21 533 037
3504000000	Peptones and their derivatives, othprotein substances and their	210 304	3 288 842	1 178 334	16 010 125
3505101000	Dextrins, soluble or roasted starches	811 588	7 401 811	753 206	7 537 673
3505109000	Oth dextrins & oth modified starches	5 924 926	66 531 291	5 828 190	63 107 013
3505200000	Glues based on starches/ dextrins	444 920	3 906 066	842 538	6 978 752
3506100000	Prods suitable for use as glues/ adhesive for ret sale as glues/ adhe:	404 148	3 249 440	1 460 029	12 547 638
3506910000	Adhesives based on polymers of heading39.01 to 39.13 or on rubb	2 318 206	20 540 905	8 405 198	66 688 109
3506990000	Oth adhesives based on polymers ofheadings 39.01 to 39.13 or on	1 984 068	13 890 876	6 378 635	49 293 481
3507100000	Rennet & concentrates thereof	0	129	0	12 448
3507900000	Oth enzymes; prepared enzymes nes orinclud	3 199 484	5 692 504	2 318 515	19 026 702
3601000000	Propellent powders	26 292	114 077	839 322	2 549 008
3602000000	Prepared explosive, oth than propellentpowders	129 161	1 185 576	1 083 907	13 358 776
3603001000	Semi-fuses, elemented caps, signal tubes	0	126	0	5 180
3603002000	Safety fuses or detonating fuses	0	280 540	0	3 660 936
3603009000	Oth safety fuses, detonat fuses,percussion detonat caps,igniters,el	257 091	1 450 196	5 253 405	32 546 774
3604100000	Firecrackers and other fireworks	1 006 153	15 980 782	1 333 138	20 341 133
3604903000	Signalling flares or rockets	0	6	0	9 853
3604909000	Oth miniatur pyrotechnic munitions &percussions cap for toy, sign	0	85 654	0	488 357
3605000000	Matches ,oth than pyrotechnic article of 36.04	11	60	91	212
3606100000	Liquid/liquified-gas fuel in containersused for filling or refilling <= 3	13 373	39 335	14 652	47 857
3606901000	Solid or semi-solid fuels, solidifiedalcohol & oth similar prepared fu	236	2 180	795	10 208
3606902000	Lighter flints	14 781	54 767	176 887	895 754
3606904000	Resin torches, firelighters & the like	26	6 307	1 490	24 116
3606909000	Oth solid or semi-solid fuels,solidified alc & oth similiar prep fuels	2 400	14 059	18 488	127 515
3701100000	Photographic plates & film in the flatsensitised for x-ray	62 721	396 741	1 068 618	8 974 458
3701200000	Photographic plates & film in the flatsensitised for instants print fil	1	13 081	39	1 058 863
3701300000	Oth plates & film, with any side>255 mm	279 977	3 218 117	1 431 617	13 044 900
3701911000	Photo plates & film in the flatsensitised suitable for use in the prin	1 194	5 376	4 485	18 345
3701919000	Oth photo plates & film in the flatsensitised suitable for use in the	0	7 437	0	18 919
3701991000	Oth plats & film photogrhap (polychrome) specially manuf for print	83 141	784 676	85 879	952 944
3701999000	Oth polychrome suitable for use in theprinting industry	835	34 206	57 827	251 001
3702100000	Photographic film in rolls, sensitisedfor x-ray	59	7 226	823	634 417
3702310000	Photographic film in rolls, sensitisedfor colour photography	1	1	49	49
3702320090	Oth photo film in roll, sensitisedsuitable for use in medical,surgical	23	14 906	828	39 665
3702390010	Infra red transparent film	0	1 302	0	17 656
3702390090	Oth film, without perforat, of a width <105 mm	76	2 686	510	70 313
3702420090	Film oth than for color photogr',width >610mm, length >200m	0	1	0	1
3702430090	Oth film, width > 610mm, length < 200mspecially prepared for me	139	897	10 925	30 615
3702440010	Infra red transparent film, 105mm <width < 610mm	0	18 694	0	147 371
3702440090	Oth film, 105mm< width<610mm, speciallyprepared for medical s	6 829	89 248	94 006	804 220
3702530000	Film for colorphoto 16mm<width<35mm,length<30m for slides	0	35	0	606
3702979000	Oth film width<35mm, length>30 suitablefor use in cinematograpf	17	79	510	1 297
3702989000	Oth film oth than for color photography	29	62	396	5 579



**I.3. IM POR M ENURUT KOM ODITI / IM PORT BY HS COM M ODITY**  
**\*\*\* AGUSTUS/ AUGUST 2014 \*\*\***

H S	Uraian Komoditi Commodity Description	Berat Bersih / Net Weight (Kg)		Nilai / Value C.I.F (US\$)	
		Bulan ini Current Month	Kumulatif Cum.Jan. to date	Bulan ini Current Month	Kumulatif Cum.Jan. to date
3703101000	Photographic paper, paperboard&textil,unexposed, rolls,width of	82	23 820	101	96 782
3703109000	Photographic paper, paperboard&textil,unexposed, rolls,width of	47 233	535 735	309 467	3 404 276
3703200000	Oth photograph paper, sensitis, unex-posed for color photography	78 393	1 066 845	425 741	6 616 462
3703900000	Oth photograph paper, paperboard & textsensitised, unexposed.	9 227	214 033	65 880	594 321
3704001000	Plate & film for x-ray,unexposed but notdeveloped	0	3 440	0	69 950
3704009000	Oth photograph plates,film,paper,paper-board & textiles,expos bu	468	11 722	3 326	57 054
3705100000	Photograph plates & film, exposed & developed,for offset reprodu	5 411	51 885	11 863	84 343
3705901000	Photograph plates & film, exposed & developed for x-ray	0	570	0	105 506
3705902000	Microfilms, exposed and developed	0	59	0	47 534
3705909000	Oth photograph plates & film,expos & developed,oth than cinemat	27 971	369 803	90 052	1 440 312
3706103000	Cinematograph film,expos & develop,ofwidth>= 35 mm,with pictur	0	3	0	32
3706109000	Oth cinematograph film, expos & developed of a width >= 35 mm	75	833	7 694	78 428
3706901000	Newsreels,travelog,technical&scientificfilm,expose & develop,of a v	0	3	0	206
3706903000	Oth cinematographic film,expos & developwith or not incorporatin	34	55	3 223	3 305
3706904000	Cinematographic film, expos & develop< 35 mm, only of sound tra	31	31	635	635
3706909000	Oth cinematgrphic film,expos & developwith or not incorporating	4	250	1 874	9 518
3707100000	Sensitising emulsion,for photo use(oth than varnishes, glue, adhes	253	33 288	1 316	219 418
3707901000	Flashlight materials, unmixd prods forphoto uses,put up in meas	2 092	85 885	133 753	226 284
3707909000	Oth chemical prep for photographic uses,put in measur portions, r	222 468	1 836 175	613 813	8 308 216
3801100000	Artificial graphit,in the form of pasteblocks,plates or oth semiman	385 684	3 513 385	700 589	5 503 532
3801200000	Colloidal/ semi-colloidal graphite, inpastes,blocks,plates or oth serr	333	14 859	7 711	126 435
3801300000	Carbonaceous pastes for electrodes & similar paste & for furnace li	1 688 452	6 438 092	917 160	4 073 073
3801900000	Oth artificial graphit;colloidal or semigraphite,pastes, blocks or pla	311 722	2 075 326	462 432	3 318 608
3802100000	Activated carbon, including spent animalblack	1 292 169	6 432 897	2 554 485	11 934 612
3802901000	Activated bauxite, including spentanumal black	0	810 289	0	815 286
3802902000	Activated clays & activated earth, inclspent animal black	187 201	1 285 440	85 178	857 092
3802909000	Oth activat natural mineral prod,animalblack include spent animal	821 422	7 968 396	431 175	4 864 326
3803000000	Tall oil, whether or not refined	2 976	37 102	5 208	66 514
3804001000	Concentrated sulphite lye	91 255	1 652 317	64 945	1 326 752
3804009000	Oth residual lyes from woodpulp with ornot concentrat,desugar /	1 092 775	6 941 011	1 192 292	9 624 650
3805100000	Gum, wood or sulphate turpentine oils	31 279	158 289	67 419	326 112
3805900000	Oth terpenic oil produc by the distillat of coniferous wood & oth cr	225 760	1 482 416	615 844	4 060 744
3806100000	Rosin & resin acids	312 994	1 409 732	1 287 973	6 629 408
3806200000	Salt of rosin,of resin acid, of drv orresin acid,oth than salt of rosin :	16 164	125 575	5 148	407 203
3806301000	Ester gums - in blocks	58 500	253 500	181 350	789 165
3806309000	Ester gums - in oth forms	84 121	715 683	315 829	2 907 560
3806901000	Run gums in blocks	200	55 460	1 040	1 170 915
3806909000	Oth derivates rosin & resin acids theore	605 393	4 105 833	1 368 142	9 916 523
3807000000	Wood tar, wood tar oils, wood creosote,wood naphtha, vegetable	0	61 648	0	153 923
3808501000	Insecticides, in subhd note 1	174 999	1 604 294	998 327	9 038 540
3808502100	Fungicides in aerosol containers	374	54 575	1 624	527 637
3808502900	Oth fungicides in aerosol containers	78 311	1 501 882	262 246	4 841 571
3808503900	Oth herbicides in aerosol containers	59 296	746 009	175 311	2 536 815
3808504000	Herbicides, anti-sprouting products subhnote 1	76 286	606 205	380 266	2 087 713
3808505000	Herbicides plant-growth reg subhd note 1	0	134 142	0	541 440
3808506000	Disinfectants, subhd note 1	41 390	304 028	143 792	1 299 242
3808509900	Oth disinfec,smlar prod,put up in form/pack for ret sale,subhd1,nc	0	22 991	0	132 202
3808911100	Intermediate preparation for the mnfactof insecticides cont 2-(1-M	0	10 543	0	65 500
3808911900	Oth intermediate preparatfor the mnfactof insecticides cont 2-(1-I	625 741	3 380 354	4 818 916	23 524 241
3808912000	Intermediate preparation for the mnfactof insecticides of mosquit	0	60 850	0	88 421
3808913000	Intermediate preparation for the mnfactof insecticides of mosquit	0	3 000	0	4 460
3808919100	Insecticides in aerosol containers havina deodorosing function	40 550	224 608	35 185	222 973
3808919200	Oth insecticides in aerosol containershaving a deodorosing functio	0	482 375	0	1 250 180
3808919300	Oth insecticides in oth aerosol containehaving a deodorosing funci	21 821	247 335	307 920	2 100 903
3808919900	Oth insecticides in oth aerosol containehaving oth function	538 234	5 164 793	5 781 803	67 291 395
3808921900	Oth fungicides, in aerosol container w/avalidamycin cont<3% nett	134 456	1 161 619	647 108	3 480 550
3808929000	Oth fungicides, in aerosol container	655 982	7 855 910	3 609 637	55 037 977
3808931100	Herbicides, anti-sprouting product andplant-growth regulator in ae	0	4 000	0	19 200
3808931900	Oth herbicides,anti-sprouting product & plant-growth regulator in :	1 746 147	21 830 831	5 205 607	91 662 310
3808932000	Herbicides, anti-sprouting products notsubhd note 1	2 000	456 176	16 100	1 080 740
3808933000	Herbicides, plant-growth regulator, notsubhd note 1	187 257	2 487 546	577 300	7 119 118
3808941000	Disinfectants containing mixtures of coal tar acid and alkalis	0	11 998	0	45 868
3808942000	Oth disinfectants containing mixtures ofcoal tar acid and alkalis in	0	1 169	0	6 973
3808949000	Oth disinfectants containing mixtures ofcoal tar acid and alkalis	145 250	1 714 933	523 535	6 636 366

**I.3. IM POR M ENURUT KOM ODITI / IM PORT BY HS COM M ODITY**  
**\*\*\* AGUSTUS/ AUGUST 2014 \*\*\***

H S	Uraian Komoditi Commodity Description	Berat Bersih / Net Weight (Kg)		Nilai / Value C.I.F (US\$)	
		Bulan ini Current Month	Kumulatif Cum.Jan. to date	Bulan ini Current Month	Kumulatif Cum.Jan. to date
3808991000	Wood preserv containing insecticides or fungicides	44 679	262 015	46 594	339 391
3808999000	Oth wood preserv containing insecticides or fungicides	362 249	1 619 290	592 924	4 436 480
3809100000	Finish agent,dye carriers to accele witha basis of amylaceous subst	359 289	2 394 304	316 846	2 333 824
3809911000	Finish agent,dye carriers to accele kindused in the textile or like in	6 433 908	42 342 976	9 312 345	55 038 743
3809919000	Softening of finish agent,dye carrier toaccele kind used in the tex/	1 440 954	8 720 744	3 988 631	23 583 400
3809920000	Oth finish agent,dye carriers to accelekind used in the paper or like	1 763 943	17 966 739	4 439 069	35 692 016
3809930000	Oth finish agent,dye carriers to accelekind used in the leather or lil	245 209	2 324 224	808 064	6 826 971
3810100000	Pickling prep for metal surfac,soldering, brazing, welding powders	1 034 419	6 454 941	4 243 963	25 943 433
3810900000	Other prep of a kind used as cores orcoating for weld electrodes o	398 057	4 621 044	1 544 649	14 489 423
3811110000	Anti-knock preparation, based on leadbased on lead compound	0	1 721	0	13 359
3811190000	Oth anti-knock preparations	109 522	1 006 031	693 245	5 000 959
3811211000	Additive for lubricat oils,cont petrooil & oil obtain from bitumin,rc	11 173	124 873	75 405	942 866
3811219000	Additive for lubricat oils,cont petrooil & oil obtain from bitumin,n	4 175 976	33 353 841	16 882 350	127 016 189
3811290000	Oth additive for lubricat oils,contpetrol oil & oil obtain from otmn	53 747	1 178 834	176 653	4 046 545
3811901000	Anti knock prep, rust preventativ &corrosion inhibitors	267 852	1 681 438	1 037 542	7 580 605
3811909000	Oth anti-knock prep.,for mineral oilliquid used as mineral oils	464 352	4 147 616	1 549 845	14 073 110
3812100000	Prepared rubber accelerators	1 922 812	16 175 016	5 768 969	44 799 584
3812200000	Compound plasticisers for rubber orplastics	1 137 083	9 687 791	1 953 098	15 422 575
3812300000	Anti oxidising prep & oth compoundstabilisers for rubber or plastic	2 642 697	21 907 893	7 014 696	57 693 470
3813000000	Prep. & charge for fire-extinguishercharged fire-extinguishing gren	323 067	2 034 570	460 229	3 709 225
3814000000	Organic composite solvents & thinners,prepared paint or varnish r	812 307	7 326 203	2 408 222	22 455 062
3815110000	Supported catalyst,with nickel/ nickelcompounds as the active sub:	74 850	549 936	812 069	5 638 647
3815120000	Supported catalyst, with precious metalcompounds as the active s	6 009	163 555	550 118	5 351 096
3815190000	Oth supported catalysts	539 981	2 485 032	6 222 436	21 176 372
3815900000	Oth reaction initiators,reactionaccelerators catalytic prep, nes or i	1 122 201	10 167 600	11 242 166	57 585 216
3816001000	Refractory cements	2 593 694	18 104 771	1 949 065	13 651 086
3816009000	Oth refractory cements	2 606 036	19 033 480	2 157 594	17 833 777
3817000000	Mixed alkylbenzenes & mixed alkyl naphthalanes oth than head 27	2 413 647	33 705 252	4 542 436	63 673 449
3818000000	Wafers/ discs with silicon content	30 916	270 535	4 525 642	52 862 923
3819000000	Hyd brake fluid&oth for hyd trnsmssionwhether or not cont<70%v	271 030	1 656 874	641 794	4 408 899
3820000000	Anti-freezing preparations & preparedand prepared de-icing fluids	181 904	2 008 086	473 313	4 737 192
3821001000	Prepared culture media for developmentof micro organics	4 848	65 667	272 261	2 936 069
3821009000	Oth prepared culture media fordevelopment of micro organics	617	13 684	16 006	399 820
3822001000	Plate, sheet, film, foil & strip of plasticimpreghtd/ coated with diag re	19 531	240 890	1 291 936	11 524 434
3822002000	Paperboard, cellulose wadding & web fibreimpreghtd/ coated with	5 201	42 256	287 824	2 378 931
3822003000	Sterilisation indicator strips and tapes	14 592	82 029	296 573	1 587 843
3822009000	Oth diagnostic/ lab reagents & preparedwhether or not head 30.02	210 808	1 465 143	5 830 198	39 397 222
3823110000	Stearic acids	488 839	3 915 077	587 961	4 579 472
3823120000	Oleic acids	22 820	149 189	39 446	268 876
3823130000	Tall oils fatty acids	317 891	1 855 677	640 339	2 653 512
3823191000	Acids oil from refining	180	1 476	1 679	38 449
3823199000	Oth industrial monocarboxylic fatty acid	632 780	5 609 214	1 073 270	9 082 700
3823701000	Industry fatty alcohols in the form of wax	841	71 519	8 242	291 538
3823709000	Oth industry fatty alcohols in the form of wax	2 171 746	13 874 882	3 828 909	25 567 753
3824100000	Prepared binders for foundry moulds or core	429 751	4 007 087	628 214	6 183 980
3824300000	Non-agglomerated metal carbides mixedtogether with metallic bir	5 302	43 587	28 652	503 539
3824400000	Prepared additives for cements, mortars or concretes	2 869 769	23 866 865	9 727 207	58 020 472
3824500000	Non-refractory mortars & concretes	97 289	3 298 644	230 260	1 771 785
3824600000	Sorbitol oth than that of subheading 2905.44	242 000	2 833 269	156 003	1 874 800
3824719000	Oth mix cont halogenated, drv methane, ethane cont cfcs, pfcs, hf	0	14 121	0	376 020
3824720000	Mix cont halogenated, drv methane,ethane cont bromochlorodi(tr	103	531	16 018	39 875
3824730000	Mix cont halogenated, drv methane,ethane containing hbfcs	2 457	16 088	77 551	633 686
3824749000	Oth mix cont halogen,drv methane,ethanecont hbfcs<70% petro o	18 162	343 951	68 285	1 539 028
3824750000	Mix cont halogenated, drv methane,ethanecontaining carbon tetr:	8	38 843	177	157 906
3824760000	Mix cont halogenated,drv methane,ethanecont 1,1,1-3-chloroetha	397	2 138	2 079	10 350
3824770000	Mix cont halogenated, drv methane,ethanecont bromomethane /	0	16 000	0	19 040
3824780000	Mix cont halogenated, drv methane,ethanecont pfcs or hfcs but no	26 909	126 020	158 315	734 973
3824790000	Other mix cont halogenated, drv methane,ethane	389 598	3 437 200	1 614 227	12 846 243
3824810000	Mix & preparation containing oxirane(ethylene oxide)	49 102	316 930	136 954	950 294
3824820000	Mix & preparation containing pbbs, PCBs, PCTs	10 000	95 234	38 000	569 478
3824830000	Mixtures & preparation containing tris(2,3-dibromopropyl) phosph	24 257	146 373	43 670	269 769
3824901000	Ink removers, stencil correctors & oth,corrector fluids in package	141 440	1 301 097	765 064	4 571 977
3824903000	Copying pastes with a basis of gelatinpresented in bulk/ ready to u:	87 321	411 892	556 954	2 154 982
3824904000	Composite inorganic solvents	519 675	4 623 416	1 442 905	18 330 149

**I.3. IM POR M ENURUT KOM ODITI / IM PORT BY HS COM M ODITY**  
**\*\*\* AGUSTUS/ AUGUST 2014 \*\*\***

H S	Uraian Komoditi Commodity Description	Berat Bersih / Net Weight (Kg)		Nilai / Value C.I.F (US\$)	
		Bulan ini Current Month	Kumulatif Cum.Jan. to date	Bulan ini Current Month	Kumulatif Cum.Jan. to date
3824905000	Acetone oil	15 105	71 191	94 236	527 189
3824906000	Preparations/ mixtures cont monosodiumglutamate	115 084	971 112	439 144	3 593 972
3824907000	Mixtures of chemical, of a kind used inmanufactured of foodstuff	500 337	5 523 762	1 829 650	20 700 866
3824909100	Napthenic acids, their water insolublesalts and their esters	1 739 456	4 744 526	2 755 412	12 005 781
3824909900	Oth prods & preparations cont cfc-11,12,115, and halon	1 287 973	36 210 014	5 159 099	45 548 316
3825500000	Waste of metal pickling liquor, hydraulicbrake flinds, anti freeze flin	0	9	0	128
3825690000	Oth waste from chemical/ allied industoth than cont.organic consti	0	44	0	3 196
3826001000	Coconut methyl ester (CME)	33	140	337	2 046
3901101200	Linier Low Density Polyethylene in theform of liquids or pastes	105 496	1 173 131	189 196	2 088 665
3901101900	Oth linier Low Density Polyethylene inthe form of liquids or pastes	1 914 463	13 477 937	3 665 840	26 804 851
3901109200	Polyethylene having a specific gravity <0.94 in oth form	15 321 211	123 002 156	23 046 185	186 438 004
3901109910	Low Density Polyethylene	13 111 833	131 731 071	22 514 137	221 664 458
3901109990	Oth low Density Polyethylene	1 221 312	9 775 330	2 668 206	20 362 090
3901200000	Polyethylene having a specific gravity0.94 or more	21 895 902	176 852 731	35 580 017	281 485 129
3901300000	Ethylene-vinyl acetate copolymers	4 410 063	37 642 778	7 946 069	63 729 844
3901904000	Polymers of ethylene in dispersions	278 482	3 618 733	588 870	6 354 956
3901909000	Oth polymers of ethylene in oth form	7 170 388	68 926 788	14 628 775	137 061 120
3902103000	Polypropylene in oth form	138 010	595 043	218 480	681 584
3902109010	Polypropylene in dispersion	52 160	762 820	134 909	1 884 400
3902109020	Polypropylene in granule form	47 941 083	349 149 759	73 723 138	534 026 961
3902109090	Polypropylene in oth form	4 978 050	29 451 352	9 376 986	57 448 057
3902200010	Polysobutylene liquids/ pastes	211 929	1 475 164	532 043	4 761 903
3902200090	Polysobutylene in oth forms	33 318	792 396	168 961	2 543 531
3902303000	Propylene copolymers in liquid or pastes	117 655	887 720	723 634	4 816 568
3902309010	Propylene copolymers in granule	22 994 463	197 067 775	39 247 826	335 473 913
3902309090	Propylene copolymers in other forms	613 090	7 108 261	1 028 502	12 305 108
3902901000	Oth polymers of propylene in oth form	110 390	527 665	331 142	1 722 844
3902909010	Oth polymers of propylene in liquid orpastes	6 990	272 311	21 293	1 042 246
3902909090	Oth polymers of propylene in oth form	822 769	4 615 263	1 852 657	13 391 572
3903111000	Expansible polymers of styrene ingranule	1 587 464	9 683 486	3 523 898	21 222 526
3903119000	Oth expansible polymers of styrene ingranule	402 153	3 652 830	939 661	8 036 260
3903191000	Unexpansible polymers of styreneindispersions	105 581	752 445	207 809	1 169 576
3903192100	High impact polystyrene in granules	1 677 666	16 097 172	3 109 199	30 002 364
3903192900	Oth high impact polystyrene in granule	1 131 263	10 956 953	2 019 434	20 226 601
3903199100	Oth high impact polystyrene in oth form	277 203	2 573 425	611 397	5 803 141
3903199900	Oth polymers of styrene in primary form	452 849	4 061 611	1 002 483	7 783 527
3903204000	Styrene-acrylonitrile (SAN) copolymersin aquaeous dispersion	0	15 707	0	38 738
3903209000	Oth styrene-acrylonitrile (SAN)copolymers	1 207 814	7 975 374	3 236 356	19 182 371
3903304000	Acrylonitrile-butadiene-styrene (ABS)copolymers in aquaeons disp	6 050	13 747	26 832	58 705
3903306000	Acrylonitrile-butadiene-styrenecopolymers in granules	3 153 080	23 816 131	7 437 660	55 327 837
3903309000	Acrylonitrile-butadiene-styrenecopolymers in other form	5 931 718	49 162 886	13 582 299	111 763 150
3903903000	Oth polymers of styrene in aquaeonsdispersion	129 938	1 130 695	342 387	2 914 229
3903909100	High impact polystyrene ofacrylonitrile-butadiene-styrene	60 531	479 958	116 094	882 809
3903909900	Oth high impact polystyrene ofacrylonitrile-butadiene-styrene	327 958	6 481 722	956 301	16 711 934
3904101000	PVC homopolymers, suspension type notmixed with oth substance	1 333 310	12 469 805	1 457 233	13 715 500
3904109100	PVC in granule	463 458	1 794 384	622 114	2 734 591
3904109200	PVC in powder	774 146	21 784 675	863 863	23 258 098
3904109900	PVC in other form	1 507 298	14 297 292	2 075 736	20 849 920
3904211000	Oth poly(vinyl chloride) non plasticised in granule	60 000	264 708	99 200	367 694
3904212000	Oth poly(vinyl chloride) non plasticised in powder	10 192	43 403	13 640	78 845
3904219000	Oth poly(vinyl chloride) non plasticised in oth form	352 313	2 085 611	473 590	3 207 412
3904221000	Oth poly(vinyl chloride) plasticised indispersions	36 000	243 830	45 270	294 177
3904222000	Oth poly(vinyl chloride) plasticised ingranule	169 686	948 083	218 417	1 614 679
3904223000	Oth poly(vinyl chloride) plasticised inpowder	832 601	1 631 758	501 431	988 902
3904229000	Oth poly(vinyl chloride) plasticised	594 946	3 125 921	1 221 473	5 786 353
3904301000	Vinyl chloride-vinyl acetate copolymersin granule	57 194	416 629	202 810	1 394 581
3904302000	Vinyl chloride-vinyl acetate copolymersin powder	53 931	592 724	98 718	1 560 530
3904309000	Vinyl chloride-vinyl acetate copolymersin oth form	100 600	915 245	262 872	2 150 520
3904401000	Oth vinyl chloride copolymers in granule	77 468	315 891	278 874	1 115 689
3904402000	Oth vinyl chloride copolymers in powder	23 361	115 669	42 478	316 424
3904409000	Oth vinyl chloride copolymers in othform	30 094	241 621	100 604	962 523
3904504000	Vinylidene chloride polymr in dispersion	13 600	303 767	15 776	579 753
3904505000	Vinylidene chloride polymers in granule	266 532	1 692 130	395 625	2 470 663
3904506000	Vinylidene chloride polymers in powder	0	419	0	695

**I.3. IM POR M ENURUT KOM ODITI / IM PORT BY HS COM M ODITY**  
**\*\*\* AGUSTUS/ AUGUST 2014 \*\*\***

H S	Uraian Komoditi Commodity Description	Berat Bersih / Net Weight (Kg)		Nilai / Value C.I.F (US\$)	
		Bulan ini Current Month	Kumulatif Cum.Jan. to date	Bulan ini Current Month	Kumulatif Cum.Jan. to date
3904509000	Vinylidene chloride polymers in othform	167 253	2 080 222	484 441	4 671 058
3904611000	Fluoro-polymers polytetrafluoroethylene in granule	67	2 930	4 306	44 426
3904612000	Fluoro-polymers polytetrafluoroethylene in powder	48	1 504	450	11 462
3904619000	Fluoro-polymers polytetrafluoroethylene in oth form	3 995	75 146	39 833	1 015 740
3904693000	Fluoro-polymers polytetrafluoroethylenedispersions	3 411	24 836	80 129	465 014
3904695000	Oth fluoro-polymers in powder	0	1 082	0	27 235
3904699000	Oth fluoro-polymers in oth form	39 702	154 618	589 580	16 997 234
3904904000	Oth polymers vinyl chloride in granule	142	2 642	1 675	4 175
3904905000	Oth polymers vinyl chloride in powder	9 834	52 854	52 892	245 092
3904909000	Oth polymers vinyl chloride in oth forms	27 416	563 525	100 331	1 822 755
3905120000	Poly(vinyl acetate) in aqueousdispersions	20 356	221 973	30 812	309 459
3905191000	Oth poly(vinyl acetate) in liquids orpastes	0	17 591	0	23 992
3905199000	Oth poly(vinyl acetate) in oth form	32 273	600 201	62 110	1 002 548
3905210000	Vinyl acetate copolymers in aqueousdispersions	810 200	4 184 957	875 204	4 561 927
3905290000	Oth vinyl acetate copolymers	132 050	1 282 986	296 919	3 014 825
3905301000	Poly (vinyl alcohol) in aqueousdispersions	60 875	702 676	127 238	1 502 585
3905309000	Poly (vinyl alcohol) in other form	2 295 434	14 953 644	4 871 715	32 482 614
3905911000	Copolymers of vinyl acetate or of othvinylester in dispersions	36 002	85 411	57 623	179 717
3905919000	Copolymers of vinyl acetate or of othvinylester oth form	53 755	274 085	217 217	1 471 273
3905991000	Oth copolymer of vinyl acetate inaqueous dispersions	0	12 356	0	52 516
3905992000	Oth copolymer of vinyl acetate in nonaqueous dispersions	0	278	0	10 075
3905999000	Oth polymer of vinyl acetate/ othvinyl esters; oth vinyl polymers; pi	76 465	708 696	1 052 143	6 797 419
3906101000	Poly(methyl methacrylate) in dispersions	96 050	732 126	212 940	1 789 568
3906109000	Oth poly(methyl methacrylate) in othform	932 694	7 081 404	2 430 517	18 620 733
3906902000	Oth acrylic copolymers in dispersions	855 602	9 135 862	1 444 846	14 232 725
3906909200	Sodium polyacrylate	46 548	840 884	186 079	2 422 914
3906909900	Oth sodium polyacrylate	5 295 373	50 872 719	13 852 085	120 898 969
3907100000	Polyacetals	940 604	6 539 819	2 266 882	16 160 005
3907201000	Polytetramethylene ether glycol	1 706 263	11 511 363	3 619 005	25 931 871
3907209000	Oth polytetramethylene ether glycol	6 621 868	54 151 483	14 855 493	118 548 059
3907302000	Epoxide resins of kind used for coating, in powder	79 456	653 355	373 380	2 801 207
3907303000	Epoxide resins in liquids/ pastes	911 303	6 911 847	4 765 438	33 318 758
3907309000	Epoxide resins in oth form	1 117 781	10 769 936	5 007 996	43 355 934
3907400010	Optic grade w/ mell flow rate index>25gr/ 10 min in pack of nat w	339 227	3 479 553	842 128	8 504 556
3907400090	Other polycarbonates	4 268 931	28 587 545	11 011 224	73 383 275
3907501000	Alkyd resins in the form of liquids orpastes	37 985	404 753	78 759	1 032 830
3907509000	Alkyd resins in oth form, except liquids or pastes	76 686	423 182	228 716	1 435 806
3907601000	Poly(ethylene terephthalate) in dispersions	21 617	109 353	47 999	205 657
3907602000	Poly(ethylene terephthalate) in granules	3 011 593	29 906 967	4 216 085	40 589 753
3907609000	Poly(ethylene terephthalate) in oth form	9 936 209	88 028 980	14 145 886	121 173 295
3907700000	Poly(lactic acid)	712	139 217	8 722	543 042
3907912000	Oth polyesters unsaturated in chip form	0	23 191	0	14 232
3907913000	Oth polyesters unsaturated in the form of liquids or pastes	59 342	711 316	143 676	1 670 970
3907919000	Oth polyesters unsaturated in oth form	343 377	2 781 031	963 106	8 182 217
3907994000	Oth polyesters saturated of a kind usedfor coating, in powder form	41 608	532 201	98 125	1 030 468
3907999000	Oth polyesters saturated in oth form	2 248 443	17 203 397	7 187 658	51 662 956
3908101000	Polyamides in primary forms, polyamide-6	5 536 322	40 843 452	15 421 968	116 987 757
3908109000	Polyamides in primary forms, polyamide-11,-12,-6,6,-6,9,-6,10 or -	1 357 159	9 975 127	4 889 777	36 543 570
3908900000	Oth polyamides, oth than polyamide -6,-11,-12,-6,6,-6,9,-6,10 or -t	461 127	3 215 001	1 521 208	11 076 199
3909101000	Urea resins, thiourea resins in moulding compounds	568 767	4 506 437	1 663 864	13 370 096
3909109000	Other urea resins; thiourea resins	837 538	7 396 223	930 441	6 962 856
3909201000	Melamine resins in moulding compounds	286 197	2 198 410	454 231	3 609 865
3909209000	Other melamine resins, except in moulding compounds	147 088	2 740 260	516 074	4 889 812
3909301000	Oth amino-resins in moulding compound	549 587	3 763 675	1 130 326	8 042 517
3909309100	Glyoxal monourein resin, except in moulding compounds	68 636	930 315	227 856	2 641 768
3909309900	Oth amino-resins, not glyoxal monourein resin, not in moulding co	549 071	6 028 592	1 407 481	15 465 380
3909401000	Phenolic resins in moulding compound oth than phenol formaldeh	389 493	3 570 957	1 393 174	10 508 698
3909409000	Other phenolic resins, not in moulding compounds	585 866	5 876 385	2 336 132	17 130 440
3909500000	Polyurethanes	2 902 286	21 510 033	10 316 717	78 394 951
3910002000	Silicones in dispersions or in solutions	691 708	6 017 407	2 785 574	29 135 055
3910009000	Silicones not in dispersions or in solutions	946 127	5 677 485	4 119 971	27 810 575
3911100010	Petroleum,coumarone,indene/ coumarone-indene&polyterpanes i	116 071	1 521 794	243 494	4 347 466
3911100090	Petroleum,coumarone,indene/ coumarone-indene&polyterpanes r	2 601 496	18 997 193	6 881 175	50 830 540
3911900000	Polysulphides, polysulphones and othproduct specified in Note 3 t	873 972	6 292 746	2 579 977	19 504 684

**I.3. IM POR M ENURUT KOM ODITI / IM PORT BY HS COM M ODITY**  
**\*\*\* AGUSTUS/ AUGUST 2014 \*\*\***

H S	Uraian Komoditi Commodity Description	Berat Bersih / Net Weight (Kg)		Nilai / Value C.I.F (US\$)	
		Bulan ini Current Month	Kumulatif Cum.Jan. to date	Bulan ini Current Month	Kumulatif Cum.Jan. to date
3912110000	Cellulose acetates non-plasticised	1 221	89 825	9 865	350 387
3912120000	Cellulose acetates plasticised	18 200	81 763	119 161	572 125
3912201100	Water-based semi-finished nitrocellulose; including collodions; no	0	1 597	0	15 480
3912201900	Oth cellulose nitrates; including collodions; non plasticised	554 523	2 844 303	1 510 334	7 939 679
3912310000	Carboxymethylcellulose & its salts	759 617	4 545 589	2 472 264	16 328 675
3912390000	Oth cellulose ethers, not carboxymethylcellulose & its salts	597 132	4 151 848	3 836 939	25 492 671
3912902000	Other cellulose and its chemical derivatives,in the form of granule:	47 722	488 729	95 566	827 111
3912909000	Other cellulose and its chemical derivatives in other form	275 776	1 715 528	1 614 978	11 723 812
3913100000	Alginic acid, its salts & esters	143 194	922 931	871 521	6 223 881
3913901000	Oth natural polymers & its modified;hardened proteins	2 076	11 698	25 956	235 628
3913902000	Oth natural polymers & its modified;chemical derivatives of natur:	16 024	115 411	200 799	1 424 400
3913903000	Oth natural polymers & its modified;starch-based polymers	60 005	369 174	394 230	1 549 468
3913909000	Oth natural polymers & its modified; inother form	223 841	1 911 639	946 168	9 835 533
3914000000	Ion-exchanger base on polymer of heading 39.01 to 39.13, in prim	287 657	3 329 763	1 252 284	11 997 395
3915101000	Waste, parings & scrap, of polymers ofethylene; of non-rigid cellul	650 673	6 622 148	144 738	1 454 552
3915109000	Waste, parings & scrap, of polymers ofethylene; of rigid cellular pr	2 971 403	13 805 249	1 410 223	4 389 914
3915301000	Waste, parings & scrap,polymers of vinyl chloride; non-rigid cellul	0	35 719	0	12 966
3915900000	Waste, parings & scrap, of other plastic	4 687 913	48 746 621	2 643 195	29 358 041
3916101000	Monofilament of polymers of ethylene	460	7 441	4 607	39 473
3916102000	Rods, sticks & profile shape of polymerof ethylene	6 040	360 865	97 116	1 516 894
3916201000	Monofilament polymers of vinyl chloride	20 507	201 353	36 402	665 549
3916202000	Rods,sticks & profile shapes of polymerof vinyl chloride	309 015	1 867 181	481 162	3 180 119
3916904100	Monofilament other plastic of hardenedproteins	792	12 440	6 098	68 845
3916904900	Other plastics of hardened proteins	26 062	94 321	68 941	267 529
3916905000	Other plastics of vulcanised fibre	283	7 019	3 052	48 405
3916906000	Other plastics of chemical derivativesof natural rubber	0	8 384	0	37 161
3916909100	Other monofilament of other plastics	1 324	25 876	12 478	92 202
3916909900	Oth plastic,except monofilament,hardened proteins,vulcanised fib	327 499	1 297 718	1 659 694	7 254 722
3917101000	Artificial guts (sausage casings) ofhardened proteins	4 428	45 823	192 843	1 167 924
3917109000	Artificial guts (sausage casings) ofcellulosic materials	82 406	778 232	1 402 842	9 354 782
3917210000	Tubes,pipes & hoses, rigid, of polymersof ethylene	127 173	638 577	419 171	3 148 366
3917220000	Tubes,pipes & hoses, rigid, of polymersof propylene	125 810	698 542	385 036	2 477 848
3917230000	Tubes,pipes & hoses, rigid, of polymersof vinyl chloride	289 305	1 696 570	490 632	3 504 702
3917290000	Tubes,pipes & hoses, rigid, of polymersof other plastics	315 469	3 382 825	1 542 406	15 762 042
3917310000	Flexible tubes, pipes and hoses having a minimum burst pressure c	43 052	408 735	487 887	3 293 352
3917321000	Sausage/ ham casing,not reinforced orcombined w/ oth material,w	3 071	12 388	64 368	298 683
3917329000	Oth unflexible tube,pipe& hose,not reinforced or combined materi	375 408	2 902 203	2 429 699	18 981 830
3917330000	Oth tube,pipe,not reinforced/ otherwisecombined w/ oth material	58 313	306 177	148 598	925 818
3917390000	Other tubes, pipes and hoses	289 372	2 939 075	834 873	9 345 421
3917400000	Fittings of plastics	635 638	4 631 337	3 280 642	23 182 336
3918101100	Tiles of polymers of vinyl chloride	288 327	1 531 209	274 684	1 246 143
3918101900	Oth floor covering of polymers of vinylchloride	1 123 512	11 375 728	654 903	8 088 586
3918109000	Wall or ceiling coverings of polymers of vinyl chloride	519 296	4 709 903	451 424	4 575 706
3918901100	Tiles of polyethylene	0	51 669	0	100 845
3918901300	Oth floor coverings of polyethylene	23 414	597 945	34 194	766 224
3918901900	Other floor coverings of other plastics	87 822	7 403 076	129 836	1 520 168
3918909100	Wall or ceiling covering of polyethylene	82 641	990 237	221 439	2 598 638
3918909900	Wall or ceiling coverings of otherplastic	171 814	1 037 329	348 425	3 026 296
3919101000	Self-adhesive plate,sheet,film,foil,tape& strip,width<=20cm;plymer	176 662	1 203 817	647 012	6 806 662
3919102000	Self-adhesive plate,sheet,film,foil,tape& strip,width<=20cm;polyetl	63 356	865 531	813 080	9 847 987
3919109000	Self-adhesive plate,sheet,film,foil,tape& strip,width<=20cm;oth pl	795 653	6 684 424	5 927 983	56 142 279
3919901000	Self-adhesive plate,sheet,film,foil,tape& strip,width>=20cm;plymer	476 536	9 618 052	1 238 694	8 765 008
3919902000	Self-adhesive plate,sheet,film,foil,tape& strip,width>=20cm;of harc	898	79 903	14 255	426 463
3919909000	Self-adhesive plate,sheet,film,foil,tape& strip,width>=20cm; oth pl	3 618 668	28 313 536	14 293 095	99 618 203
3920100000	Oth plate,sheet,film,foil& strip,ethylene polymer,non-cellular& not	3 329 161	24 150 318	9 034 442	63 825 540
3920201000	Biaxially Oriented Polypropylene (BOPP)film,of polymers of propyl	2 494 508	17 482 266	5 165 067	34 922 987
3920209000	Oth plate,sheet,film,strip,propylenepolymers,non-cellular& not rei	678 138	5 139 314	2 922 861	20 392 271
3920301000	Polymers of styrene of akind used as anadhesive by melting	34 419	207 296	396 126	2 329 999
3920302000	Acrylonitrile butadiene styrene(ABS)sheet used in the refrigerator	12 741	142 926	58 934	625 741
3920309000	Polymer styrene not used as an adhesiveby melting; not ABSsheet	74 008	637 876	1 688 300	11 834 441
3920430000	Polymers of vinyl chloride tape;weight>=6% of plasticisers	592 724	4 820 004	1 387 689	11 245 241
3920490000	Polymers of vinyl chloride tape;weight<6% of plasticisers	2 001 483	13 911 219	3 424 897	25 018 424
3920510000	Acrylic polymers ofpoly(methyl methacrylate)	8 525	215 147	37 133	561 267
3920590000	Other acrylic polymer exceptpoly(methyl methacrylate)	117 493	898 162	141 711	1 130 769

**I.3. IM POR M ENURUT KOM ODITI / IM PORT BY HS COM M ODITY**  
**\*\*\* AGUSTUS/ AUGUST 2014 \*\*\***

H S	Uraian Komoditi Commodity Description	Berat Bersih / Net Weight (Kg)		Nilai / Value C.I.F (US\$)	
		Bulan ini Current Month	Kumulatif Cum.Jan. to date	Bulan ini Current Month	Kumulatif Cum.Jan. to date
3920611000	Plates&sheets of polycarbonates	77 467	1 100 261	396 488	2 850 524
3920619000	Polycarbonates except plates and sheetsform	191 020	1 398 800	1 089 697	7 534 332
3920620000	Poly(ethylene terephthalate)	3 359 558	22 953 323	6 881 761	46 876 392
3920630000	Unsaturated polyesters	13 640	164 447	32 637	418 167
3920690000	Oth polyester,not polycarbonate,poly(ethylene terephthalate)&ur	598 585	5 693 210	3 385 987	23 994 477
3920711000	Cellophane film	213 382	1 528 544	1 081 029	7 610 974
3920719000	Other regenerated cellulose, exceptcellophane film	18 445	58 740	82 086	347 164
3920730000	Cellulose acetate or its chemicalderivatives	6 518	24 156	10 602	40 903
3920799000	Other cellulose derivatives,exceptnitrocellulose	0	4 387	0	7 516
3920911000	Film of poly(vinyl butyral) in safetyglass,thickness 0.38~0.76mm w	130 855	1 203 777	703 067	7 358 072
3920919000	Other poly(vinyl butyral)	71 513	444 247	199 006	1 812 073
3920921000	Plate,sheet,foil & strip of polyamides-6	34 186	612 563	230 118	3 303 605
3920929000	Other plate,sheet,foil & strip of polyamides, except polyamides-6	198 908	1 778 690	723 300	6 939 648
3920930000	Plate,sheet,foil & strip of amino-resins	5 828	50 417	30 324	279 233
3920941000	Phenol formaldehyde (bakelite) sheets	13 425	192 265	45 508	600 183
3920949000	Oth plate,sheet,foil & strip of phenolic resins,except phenol forma	210 935	1 260 548	228 991	1 160 443
3920991000	Oth plate,sheet,foil&strip;oth plastic;hardened proteine/chemical	2 731	179 189	28 117	724 548
3920999000	Oth plate,sheet,foil&strip;oth plastic;not hardened proteine/chem	384 149	6 010 707	1 498 320	8 226 534
3921112000	Plates,sheets,film,foil&strip, cellular, of polymers of styrene; rigid	0	11 995	0	66 948
3921119000	Plates,sheets,film,foil&strip, cellular, of polymers of styrene; not ri	239 946	1 053 572	541 962	3 243 761
3921120000	Plates,sheets,film,foil&strip, cellular, of polymers of vinyl chloride	2 231 939	20 043 530	1 976 690	19 438 719
3921131000	Plates,sheets,film,foil&strip, cellular, of polyurethanes; rigid	25 571	208 509	314 140	2 034 023
3921139000	Plates,sheets,film,foil&strip, cellular, of polyurethanes; not rigid	214 904	2 068 259	1 816 546	17 145 868
3921142000	Plates,sheets,film,foil&strip, cellular, of regenerated cellulose; rigid	0	5 582	0	4 466
3921149000	Plates,sheets,film,foil&strip, cellular, of regenerated cellulose; not	12 153	106 181	99 217	582 581
3921192000	Plates,sheets,film,foil&strip, cellular, of other plastics; rigid	32 915	265 741	3 193 546	10 902 677
3921199000	Plates,sheets,film,foil&strip, cellular, of other plastics; not rigid	1 659 851	17 070 647	3 158 913	23 415 398
3921901000	Plates,sheets,film,foil&strip, ofvulcanised fibre	96 595	1 169 684	240 401	1 857 591
3921902000	Plates,sheets,film,foil&strip, ofhardened proteins	323 407	4 530 010	1 242 325	11 138 545
3921903000	Plates,sheets,film,foil&strip, ofchemical derivatives of natural rubt	673	20 478	3 387	140 547
3921909000	Other plates,sheets,film,foil&strip, ofplastics	5 090 197	41 437 100	8 258 035	68 950 524
3922101000	Baths	36 354	281 148	215 893	1 897 722
3922109000	Shower-baths, sinks & washbasins	59 349	654 282	604 932	4 613 051
3922200000	Lavatory seats and covers	121 380	811 947	611 291	3 977 741
3922901100	Parts of flushing cisterns, of plastics	9 097	149 890	102 678	1 316 718
3922901200	Flushing cisterns equipped with theirmechanisms	426	130 543	1 120	754 992
3922901900	Other lavatory pans, flushing cisterns & urinals	47 512	212 697	158 981	869 016
3922909000	Similar sanitary ware, of plastics	145 767	925 458	619 890	3 199 413
3923101000	Film, tape and optical disc cases	60 233	309 413	195 502	2 363 382
3923109000	Other boxes,cases, cratesand similararticles	2 603 982	19 047 926	5 885 570	50 172 415
3923211100	Aseptic bag reinforced w/ alum foil;width>=315mm;length>=410r	7 596	104 149	191 569	2 059 045
3923211900	Aseptic bag reinforced w/ alum foil;width<315mm;length<410mm	322 078	2 545 785	863 640	7 104 190
3923219100	Aseptic bag not reinforced w/ alum foil;width>=315mm;length>=4	12 671	92 424	129 157	514 701
3923219900	Aseptic bag not reinforced w/ alum foil;width<315mm;length<410	884 427	6 414 564	4 411 470	27 410 828
3923291000	Aseptic bag not reinforced w/ alum foil;width>=315mm;length>=4	10 407	127 708	121 543	1 205 995
3923299000	Aseptic bag not reinforced w/ alum foil;width<315mm;length<410	681 594	6 251 638	2 922 081	29 346 660
3923302000	Multilayer fibreglass reinforced fuelcontainer	57 484	566 973	332 111	3 905 306
3923309000	Other carboys, bottles, flasks & similar article	880 886	7 129 345	3 482 057	26 487 640
3923401000	Spool,bobbin&similar support;suitablefor machines heading 84.44	103 478	548 214	407 693	3 863 873
3923409000	Other spool,cop,bobbin & similar support	94 100	818 033	612 347	6 623 223
3923500000	Stoppers, lids, caps and other closures	1 125 031	8 248 428	6 282 206	46 901 362
3923901000	Toothpaste tubes container, of plastic	8 097	39 862	219 422	575 432
3923909000	Oth articles for the conveyance/packinggoods of plastics	2 093 690	13 363 695	6 207 625	42 080 660
3924100010	Tableware & kitchenware of melamine	27 313	352 502	22 858	499 183
3924100090	Tableware & kitchenware except frommelamine	47 404	486 952	254 965	2 986 322
3924901000	Bed pans, urinals (portable type) & chamber pots;of plastics	23 493	202 565	96 626	836 782
3924909000	Other household articles&hygienic/toilet articles, of plastics	1 666 766	13 308 892	7 493 032	55 974 852
3925100000	Reservoirs,tanks,vats & similar contain. capacity <= 300 litres	5 801	54 397	4 439	210 466
3925200000	Doors, windows & their frames & threshold for doors	238 536	1 500 476	255 774	3 034 600
3925300000	Shutters,blind (include Venetian blinds) and similar articles and pa	90 223	641 242	223 331	1 682 648
3925900000	Oth builder ware plastic,not elsewherespecified or included	253 213	2 870 574	627 493	6 702 953
3926100000	Office or school supplies of plastics	507 435	3 777 687	1 393 583	7 666 387
3926206000	Articles of apparel used for protectionfrom chemical,radiation/fire	11 363	244 509	87 735	1 192 090
3926209000	Oth articles of apparel&clothingaccessories;of plastics	808 110	5 088 551	3 509 323	29 568 650

I.3. IM POR M ENURUT KOM ODITI / IM PORT BY HS COM M ODITY

\*\*\* AGUSTUS/ AUGUST 2014 \*\*\*

H S	Uraian Komoditi Commodity Description	Berat Bersih / Net Weight (Kg)		Nilai / Value C.I.F (US\$)	
		Bulan ini Current Month	Kumulatif Cum.Jan. to date	Bulan ini Current Month	Kumulatif Cum.Jan. to date
3926300000	Fittings for furniture, coachwork or the like	128 412	1 190 422	736 961	5 631 342
3926400000	Statuettes & other ornamental articles	84 506	980 719	222 242	3 394 161
3926901000	Floats for fishing nets, of plastics	59 776	394 254	181 119	1 277 601
3926902000	Fan & handscreen, frames & handles andparts	45 977	399 040	155 574	1 020 334
3926903200	Plastic moulds with denture imprints	12	170	5 770	5 988
3926903900	Oth hygienic,medical & surgical articles; of plastics	444 620	3 466 260	4 188 691	29 923 556
3926904100	Police shields, of plastics	2	166	3	5 549
3926904200	Protective mask for use in welding & similar works	28 331	199 081	141 124	1 364 123
3926904400	Life saving cushions for the protectionof persons falling from hegh	55	4 970	1 696	18 585
3926904900	Other safety and protective devices	159 195	1 162 366	867 340	10 126 933
3926905300	Transmission or conveyor belts or beltin	15 542	296 080	412 697	3 139 457
3926905500	Plastic J-hooks or bunch blocks fordetonators	1 736	118 894	15 890	481 352
3926905900	Other industrial articles, of plastics	1 043 215	7 980 519	13 035 300	104 916 080
3926906000	Poultry feeders	8 948	41 937	25 604	74 253
3926907000	Padding for articles of apparel orclothing accessories	289 663	1 578 541	1 090 746	6 714 363
3926908100	Shoe lasts	53 258	350 365	712 616	5 444 692
3926908200	Prayer beads	12	8 216	9	19 721
3926908900	Cards for jewellery/small objects ofpersonal adornment	192 721	1 449 590	1 018 987	8 975 443
3926909100	Other articles of plastics & othermaterial of kind used for grain sto	55 625	349 463	412 605	2 740 613
3926909200	Empty capsules of a kind suitable forpharmaceutical use	186	4 947	3 891	130 727
3926909900	Other articles of plastics and othermaterial	2 284 813	19 438 997	9 676 445	89 198 263
4001101100	Centrifuge concentrat,containing ammonia >= 0.5%;natural rubber	1 776 586	13 499 449	2 741 229	21 083 845
4001101900	Natural rubber latex,containing ammonia>= 0.5%;in other forms	16 400	51 364	26 568	97 732
4001102100	Centrifuge concentrat,containing ammonia < 0.5%;natural rubber	0	6 840	0	49 946
4001102900	Natural rubber latex,containing ammonia< 0.5%;in other forms	141 494	411 576	286 486	750 870
4001211000	Natural rubber in smoked sheets, RSSGrade 1	0	175	0	960
4001213000	Natural rubber in smoked sheets, RSSGrade 3	20 886	374 494	44 154	268 308
4001219000	Natural rubber in other forms	894	158 443	2 148	149 894
4001221000	Technically Specified Natural Rubber(TSNR) 10	893 000	1 733 000	1 419 855	2 838 615
4001222000	Technically Specified Natural Rubber(TSNR) 20	21 280	23 800	36 431	42 804
4001223000	Technically Specified Natural Rubber(TSNR) L	10 545	125 004	47 166	3 226 086
4001224000	Technically Specified Natural Rubber(TSNR) CV	0	38 400	0	98 688
4001229000	Other Technically Specified NaturalRubber(TSNR)	287 428	2 341 715	643 324	5 045 143
4001292000	Latex crepes	1 406	4 936	13 311	69 279
4001295000	Other crepes	0	3 000	0	23 400
4001297000	Skim rubber	0	137 601	0	373 283
4001299900	Other natural rubber in other forms	15	99 157	321	216 123
4001301100	Jelutong in primary forms	20 000	20 000	9 447	9 447
4001301900	Jelutong in other forms	0	43	0	720
4001309900	Other balata,gutta-percha,guayule,chicle similar natural gums, in c	0	102 551	0	347 327
4002110000	Styrene-butadiene rubber,Carboxilatedstyrene-butadiene rubber;i	660 573	6 300 114	930 853	9 962 953
4002191000	SBR,XSBR;in primary forms/in vulcanised,uncompound plates,shee	4 322 146	33 294 580	9 204 112	74 166 055
4002199000	Styrene-butadiene rubber,Carboxilatedstyrene-butadiene rubber;i	5 386 583	46 692 427	10 911 275	93 961 980
4002201000	Butadiene rubber (BR), in primary forms	2 290 653	18 004 045	4 969 507	39 309 540
4002209000	Butadiene rubber (BR), in other forms	3 469 801	32 977 789	7 268 252	69 790 752
4002311000	Isobutene-isoprene rubber,unvulcanised,uncompound plates,shee	662 411	5 122 659	2 320 309	17 714 502
4002319000	Isobutene-isoprene (butyl) rubber (IIR), in other process	353 984	3 544 862	1 101 773	11 665 805
4002391000	Halo-isobutane-isoprene rubber,unvulcanised,uncompound plate;	167 242	748 744	672 515	3 070 955
4002399000	Halo-isobutane-isoprene (butyl) rubber(CIIR/BIIR), in other proces	1 083 484	6 634 215	4 872 288	29 421 856
4002410000	Chloroprene (chlorobutadiene) rubber(CR), in latex form	464 690	2 992 654	1 023 016	5 995 365
4002491000	Chloroprene (chlorobutadiene) rubber(CR), in primary form	135 788	1 260 000	623 871	5 666 499
4002499000	Chloroprene (chlorobutadiene) rubber(CR) in other form	345 147	2 601 513	1 608 351	11 314 734
4002510000	Acrylonitrile-butadiene rubber (NBR), in latex form	1 285 152	10 341 487	1 959 563	16 381 390
4002591000	Acrylonitrile-butadiene rubber (NBR), in primary form	62 405	724 967	457 396	2 660 325
4002599000	Acrylonitrile-butadiene rubber (NBR), in other form	296 328	2 911 695	1 117 838	9 420 835
4002601000	Isoprene rubber (IR) in primary forms	25 773	568 805	60 713	1 399 699
4002609000	Isoprene rubber (IR) in other forms	29 127	573 413	52 390	1 457 640
4002701000	Ethylene-propylene-non-conjugated dienerubber (EPDM), in primar	362 586	2 516 953	1 054 952	7 887 837
4002709000	Ethylene-propylene-non-conjugated dienerubber (EPDM), in other	834 256	5 068 777	2 717 448	15 909 215
4002801000	Mixture of natural rubber latex withsyntetic rubber latex	70 560	833 787	210 235	2 202 931
4002809000	Other mixtures of any product of heading 40.01 with any product	42 932	499 217	152 895	1 637 734
4002910000	Oth synthetic rubber & factice derivedfrom oils, in latex forms	1 027 823	9 401 010	1 160 124	9 784 357
4002992000	Oth synt rubber&factice derived from oil ;primary form,unvulcanis	27 187	153 355	275 574	1 440 191
4002999000	Oth synthetic rubber & factice derivedfrom oils in other form	393 465	2 642 125	1 588 104	8 534 952

**I.3. IM POR M ENURUT KOM ODITI / IM PORT BY HS COM M ODITY**  
**\*\*\* AGUSTUS/ AUGUST 2014 \*\*\***

H S	Uraian Komoditi Commodity Description	Berat Bersih / Net Weight (Kg)		Nilai / Value C.I.F (US\$)	
		Bulan ini Current Month	Kumulatif Cum..Jan. to date	Bulan ini Current Month	Kumulatif Cum..Jan. to date
4003000000	Reclaimed rubber in primary formsoar inplates, sheets or strips	1 655 363	11 969 859	1 242 039	9 112 122
4004000000	Waste,paring&rubber scrap (oth hardrubber)& powder&granule ot	782 026	5 759 025	453 061	3 013 765
4005101000	Compounded of natural gums with carbonblack/silica,unvulcanise	29 889	369 628	117 129	1 634 258
4005109000	Compounded other rubber with carbonblack/silica,unvulcanised,ir	454 309	3 007 993	2 528 614	16 375 394
4005200000	Solutions; dispersions oth than those of subheading 4005.10	62 286	549 744	122 683	1 000 040
4005911000	Natural gums,in plates, sheets, & strip	5 052	33 254	63 964	344 524
4005919000	Other compounded rubber,unvulcanised,inplates, sheets, & strip	160 480	2 472 601	714 627	9 187 360
4005991000	Other compounded rubber,unvulcanised,inlatex form	1 555	21 673	10 713	86 606
4005999000	Other compounded rubber,unvulcanised,inother form	233 998	2 001 031	477 051	3 510 138
4006100000	"camel-back" strip for retreading rubber tyres, unvulcanised	68 056	615 098	138 328	972 932
4006901000	Natural gums; unvulcanised	92	17 184	1 753	32 678
4006909000	Oth forms & articles of unvulcanisedrubbers	40 404	472 688	253 339	3 541 955
4007000000	Vulcanised rubber thread & cord.	610 645	4 575 919	1 672 223	12 860 452
4008111000	Plates, sheet& strip of cell. rubber;thick<=5mm;lined w/ one side te	10 359	91 533	33 236	424 078
4008112000	Floor tiles and wall tiles of cellularrubber	0	28 505	0	54 023
4008119000	Other plates, sheets & strip of cellular rubber	270 725	1 543 226	1 451 394	7 550 807
4008190000	Other forms of cellular rubber	23 214	354 495	172 978	2 700 556
4008211000	Plate, sheet& strip non-cell. rubber;thick<=5mm;lined w/ one side t	76 350	181 675	1 093 781	6 311 650
4008212000	Floor tiles and wall tiles of non-cellular rubber	0	4 624	0	45 673
4008219000	Other plates, sheets, & strip ofnon-cellular rubber	142 784	749 740	537 283	3 545 886
4008290000	Other forms of non-cellular rubber	51 495	430 848	854 467	3 567 458
4009110000	Tube, pipe & hose, not reinforced/combined w/ oth material witho	166 947	1 154 512	1 668 989	6 375 650
4009121000	Mining slurry suction& discharge hose, not reinforce/combine w/ o	14 865	36 006	52 206	384 691
4009129000	Oth tubes, pipes & hoses, not reinforced/combined w/ oth mtrl wil	15 551	108 668	201 358	1 315 330
4009211000	Mining slurry suction& discharge hose, reinforce/combine w/ oth r	245	10 028	18 398	82 013
4009219000	Oth tube, pipe & hose, reinforced/combined w/ oth materials w/ o f	221 026	1 834 975	1 947 241	14 686 914
4009221000	Mining slurry suction& discharge hose, reinforce/combine w/ oth r	204	80 370	1 455	205 604
4009229000	Oth tube, pipe & hose, reinforced/combined w/ oth materials w/ fil	103 883	813 389	675 789	8 010 663
4009311000	Mining slurry suction& discharge hose, reinforce/combine w/ textil	2 343	53 316	19 680	301 292
4009319100	Fuel hoses, header hoses& water hoses, used on motor vehicles	232 365	1 603 326	3 516 166	24 101 023
4009319910	Rubber hose for gas stove, without fittings	26 612	101 833	36 860	156 605
4009319990	Oth tube, pipe& discharge hose, reinforced/combined w/ textile, wi	69 068	504 498	723 960	4 144 945
4009321000	Mining slurry suction& discharge hose, reinforce/combine w/ textil	65	734	3 006	37 526
4009329010	Rubber hose for gas stove, with fittings	0	8 291	0	19 151
4009329090	Oth tube, pipe& discharge hose, reinforced/combined w/ textile, wi	37 292	333 870	520 863	4 491 920
4009410000	Mining slurry suction& discharge hose, reinforce/combine w/ oth r	223 130	1 978 954	998 978	10 104 168
4009421000	Mining slurry suction& discharge hose, reinforce/combine w/ oth r	3 850	27 312	14 411	161 012
4009429000	Oth tube, pipe & hose, reinforced/combined w/ oth material, with l	320 888	2 695 592	5 986 255	40 351 810
4010110000	Conveyor belts/belting, reinforced with metal	413 790	1 188 411	2 487 817	7 618 291
4010120000	Conveyor belts/belting, reinforced with textile material	318 779	2 811 121	1 101 475	7 362 531
4010190000	Other conveyor belts/belting, reinforced with other material	379 895	3 491 768	2 481 827	20 885 243
4010310000	V-belts, V-ribbes of an outside circumference >60cm and <=180cm	30 646	231 674	576 426	4 229 024
4010320000	V-belts, oth than v-ribbed, of an outside circumference>60cm and	710	34 363	11 866	564 258
4010330000	V-belts, V-ribbed, of an outside circumference>180cm and <=240cm	1 706	9 520	21 888	172 907
4010340000	V-belts, oth than v-ribbed, of an outside circumference>180cm anc	568	16 792	3 021	232 423
4010350000	Endless synchronous belt, of an outside circumference>60cm and <	1 326	13 071	33 464	281 626
4010360000	Endless synchronous belt, of an outside circumference>150cm and	4	3 602	87	37 113
4010390000	Oth transmission belts/belting	155 213	1 750 715	2 592 341	18 434 798
4011100000	New pneumatic tyres, of rubber of a kind used on motor cars	2 135 953	17 650 406	4 995 018	37 180 349
4011201000	New pneumatic tyre, of rubber used on buses/lorries, width<450m	4 691 111	39 212 151	10 196 390	91 593 060
4011209000	New pneumatic tyre, of rubber used on buses/lorries, width>=450n	493	422 051	4 472	1 302 543
4011300000	New pneumatic tyres, of rubber of a kind used on aircraft	92 297	637 451	1 301 610	9 824 032
4011400000	New pneumatic tyres, of rubber of a kind used on motorcycles	53 309	794 234	213 224	3 441 250
4011500000	New pneumatic tyres, of rubber of a kind used on bicycles	368 912	2 681 433	401 973	2 545 127
4011611000	New pneumatic tyres, of rubber used on agricultural/forestry tractc	48 301	571 708	187 193	1 805 298
4011619000	New pneumatic tyres, of rubber used on agricultural/forestry vehicl	18 826	1 102 770	59 841	3 288 291
4011621000	New pneumatic tyres, of rubber, rim size <61 cm, used on tractors	4 470	91 405	25 273	418 836
4011629000	New pneumatic tyres, of rubber, rim size <61 cm, used on const/ind	20 694	267 412	57 205	721 718
4011631000	New pneumatic tyre, of rubber, rim size >=61cm, used on tractors	0	3 791	0	31 065
4011639000	New pneumatic tyre, of rubber, rim size >=61cm, used on const/ind	0	41 872	0	153 666
4011690000	New pneumatic tyre, of rubber, used for oth purpose	120	71 936	8 160	489 048
4011921000	Oth new pneumatic tyre, of rubber, used on agricul./forestry tracto	0	78 358	0	221 350
4011929000	Oth new pneumatic tyre, of rubber, used on agricul./forestry vehicl	7 950	46 336	35 242	152 393
4011931000	Oth new pneumatic tyre, of rubber, rim size <61 cm, used on tractor	121 192	1 611 081	708 498	3 735 589



**I.3. IM POR M ENURUT KOM ODITI / IM PORT BY HS COM M ODITY**  
**\*\*\* AGUSTUS/ AUGUST 2014 \*\*\***

H S	Uraian Komoditi Commodity Description	Berat Bersih / Net Weight (Kg)		Nilai / Value C.I.F (US\$)	
		Bulan ini Current Month	Kumulatif Cum..Jan. to date	Bulan ini Current Month	Kumulatif Cum..Jan. to date
4011939000	Oth new pneumatic tyre,of rubber,rimsiz <61 cm,used on const/i	134 095	1 478 094	574 527	7 022 852
4011941000	Oth new pneumatic tyre,rubber,rimsiz>=61cm,used on mach of h	1 339 132	7 813 643	11 593 059	66 955 768
4011942000	Oth new pneumatic tyre,rubber,rimsiz>=61cm,used on tractor,fo	5 126	34 404	42 441	289 742
4011949000	Oth new pneumatic tyre,of rubber,rimsiz >=61cm, used for oth. p	1 775 912	12 945 324	11 349 490	82 849 985
4011991000	Oth new pneumatic tyre,of rubber, usedon vehicles of chap.87	327 199	3 153 723	2 726 598	22 075 739
4011992000	Oth new pneumatic tyre,of rubber, usedon mach of heading 84.29	1 341	121 048	11 877	411 205
4011999000	Oth new pneumatic tyre,of rubber, usedfor oth, width<450mm	106 405	684 776	933 442	6 111 679
4012110000	Retreaded tyres,used on motor cars	3	11 034	86	7 477
4012129000	Retreaded tyres,used on buses/lorries,width>=450mm	52 761	275 086	63 982	361 759
4012130000	Retreaded tyres,used on aircraft	24 263	65 611	118 471	390 806
4012191000	Retreaded tyres,used on motorcycles	0	1 719	0	10 288
4012192000	Retreaded tyres,used on bicycles	1 429	10 019	3 362	22 950
4012193000	Retreaded tyres,used on machinery ofheading 84.29/84.30	0	570	0	2 153
4012194000	Retreaded tyres,used on oth vehicles ofchapter 87	626	705	6 007	7 949
4012199000	Retreaded tyres,used for oth purposed	76 275	643 174	58 068	678 917
4012901400	Solid tyres,external diameter >250 mm,width<450mm	13 784	117 060	67 398	490 378
4012901500	Solid tyres,external dia.>250,width> 450mm,used on vehicle of ch	13 812	58 581	47 830	270 215
4012901600	Oth solid tyres,external diameter>250mm,of a width>450mm	8 256	9 280	31 726	39 658
4012901900	Oth solid tyres,external diameter<250mm,of a width>450mm	48 223	535 402	115 526	1 616 760
4012902100	Cushion tyres, of a width not exceeding450mm	0	17 505	0	71 798
4012902200	Cushion tyres, of a width exceeding450mm	0	14 023	0	37 027
4012907000	Replaceable tyre treads, width<450mm	79 605	737 331	237 493	2 228 182
4012908000	Tyre flaps	64 148	416 266	155 976	680 986
4012909000	Oth retreaded/ used pneumatic,solid/cushion tyres, of rubber	8 583	355 136	34 739	926 526
4013101100	Inner tubes,of rubber,used on motor carwidth tyres<450mm	383 934	1 451 864	354 452	1 576 017
4013101900	Inner tubes,of rubber,used on motor carwidth tyres>450mm	0	55 336	0	41 001
4013102100	Inner tubes,of rubber,used on bus/lorriwidth tyres<450mm	25 939	380 673	66 200	1 301 460
4013102900	Inner tubes,of rubber,used on bus/lorriwidth tyres>450mm	19 118	200 142	8 750	669 659
4013200000	Inner tubes,of rubber,used on bicycles	136 172	964 951	146 913	1 104 446
4013901100	Inner tube,of rubber,used on heading84.29/84.30;width tyres<450	3 569	36 250	9 623	115 114
4013901900	Inner tube,of rubber,used on heading84.29/84.30;width tyres>450	920	29 345	2 348	122 324
4013902000	Inner tube,of rubber,used on motorcycle	0	50 078	0	90 373
4013903100	Inner tube,of rubber,used on oth vehicle of chap.87, width tyres<4	0	22 699	0	20 255
4013903900	Inner tube,of rubber,used on oth vehicle of chap.87, width tyres>4	42	92 334	144	130 966
4013904000	Inner tube,of rubber,used on aircraft	28	27 867	1 952	105 555
4013909100	Oth inner tube,of rubber,suitable forfitting to tyres of width<450r	43 433	116 969	101 538	230 932
4013909900	Oth inner tube,of rubber,suitable forfitting to tyres of width>450r	32 232	312 628	194 041	687 064
4014100000	Sheath contraceptives	19 749	427 654	250 843	4 717 259
4014901000	Teats for feeding bottles & similararticles	10 359	93 547	137 472	1 237 129
4014904000	Stoppers for pharmaceutical use	49 071	304 024	811 562	5 850 362
4014909000	Oth hygienic/ pharmaceutical articles,ofvulcanised rubber	30 230	157 277	323 152	1 742 010
4015110000	Gloves, mittens & mitts, for surgical	42 608	614 075	294 338	4 118 560
4015190000	Gloves, mittens & mitts, for otherpurposed	203 782	1 094 435	844 423	5 631 616
4015901000	Lead aprons	99	3 372	722	9 580
4015902000	Divers' suits(wet suit)	0	2 124	0	5 071
4015909000	Oth article of apparel, clothing accessfor all purposed	34 921	373 236	225 807	1 936 218
4016101000	Padding for articles of apparel orclothing accessories	11 406	95 689	129 357	1 070 468
4016102000	Floor tiles and wall tiles	0	173	0	762
4016109000	Oth articles of vulcanised rubber otherof cellular rubber	89 030	588 514	632 472	4 548 923
4016911000	Mats	194 304	836 268	261 581	1 536 555
4016912000	Tiles	1 291	6 373	266	14 211
4016919000	Oth floor coverings	132 090	1 586 400	250 154	2 324 123
4016921000	Eraser tips	103 252	897 797	120 483	1 773 463
4016929000	Other erasers	16 595	401 920	45 648	1 445 298
4016931000	Gasket,washer& seal used to insulate theterminal lead of electroly	28 668	178 262	661 225	4 144 708
4016932000	Gasket&O-ring, used on motor vehicle ofheading 87.02,87.03,87.0	192 787	1 463 203	3 727 149	30 135 810
4016939000	Oth gaskets, washers & oth seals	317 439	3 385 862	5 342 111	43 536 423
4016940000	Boat/dock fenders,whether/not inflatable	779 972	1 671 116	2 432 151	6 406 156
4016950000	Oth articles of vulcanised rubber,inflatable	105 317	1 187 595	545 985	4 872 562
4016991300	Weatherstripping,used on motor vehicleof heading 87.02,87.03/8	63 809	828 595	843 357	8 938 732
4016991400	Oth article of vulcanised rubber,forvehicle of heading 87.02~87.05	267 008	2 068 629	3 470 028	26 178 735
4016991500	Oth article of vulcanised rubber,forvehicles 87.09,87.13,87.15&87	4 209	54 269	57 800	714 682
4016991600	Bicycle mudguards	67	5 525	302	7 674
4016991700	Bicycle parts	32 713	108 538	204 499	690 017

**I.3. IM POR M ENURUT KOM ODITI / IM PORT BY HS COM M ODITY**  
**\*\*\* AGUSTUS/ AUGUST 2014 \*\*\***

H S	Uraian Komoditi Commodity Description	Berat Bersih / Net Weight (Kg)		Nilai / Value C.I.F (US\$)	
		Bulan ini Current Month	Kumulatif Cum.Jan. to date	Bulan ini Current Month	Kumulatif Cum.Jan. to date
4016991800	Other bicycle accessories	1 324	9 949	660	3 718
4016991900	Oth parts & access for vehicle of rubber of chapter 87	58 494	395 332	697 939	4 334 450
4016992000	Parts & access of rotochutes of heading88.04	2 146	52 317	33 539	556 273
4016993000	Rubber bands	87 879	585 338	569 712	3 412 251
4016994000	Wall tiles	580	157 876	7 459	515 306
4016995100	Rubber rollers	42 607	783 461	483 252	4 748 717
4016995200	Tyre moulds bladders	13 475	210 394	242 426	3 763 025
4016995300	Electrical insulators hoods	6 960	7 359	14 244	76 710
4016995400	Rubber grommets & rubber cover forautomotive wiring harnesses	125 620	832 976	2 083 379	16 004 734
4016995900	Oth article,used in machinery/mechanical/electrical appliances/fo	107 410	942 923	2 517 762	21 814 808
4016996000	Rail pad, of rubber	492	18 047	20 167	386 025
4016997000	Structural bearings including bridgebridge bearings, oth than rail p	6 259	58 679	279 234	1 804 812
4016999100	Table coverings	1 179	9 902	5 447	96 765
4016999900	Oth articles of vulcanised rubber foroth purposed	244 660	2 310 573	1 605 961	18 533 872
4017001000	Floor tiles& wall tiles	370	23 167	10 462	270 829
4017002000	Other articles of hard rubber	22 095	727 186	259 676	2 362 463
4017009000	Other hard rubber in all form,includewaste & scrap, articles of har	36 101	239 225	475 022	2 910 760
4101201000	Hide&skin,weight/ skin<8kg(simply dried),10kg(dry-salt),16kg(fresh	695 306	5 964 792	488 709	4 336 119
4101209000	Hide&skin,weight/ skin<8kg(simply dry),10kg(dry-salt),16kg(fresh),	0	309	0	15 659
4101501000	Whole hide & skin,of a weight >16 kg,pre-tanned	214 923	654 537	697 788	2 228 288
4101509000	Whole hide & skin,of a weight >16 kg,not pre-tanned	0	250 740	0	423 859
4101909000	Oth hide&skin,inc butt,weight/ skin<8kg(simply dry),10kg(dry-salt),	584 653	3 223 236	458 190	2 565 611
4102100000	Raw skins of sheep/lambs with wool on	113	258 188	2 932	210 002
4102210000	Raw skins of sheep/lambs without wool on , pickled	0	52 159	0	505 354
4103201000	Raw hide & skin of reptiles,pre-tanned	0	779	0	13 684
4103209000	Raw hide & skin of reptiles,not pre-tanned	0	809	0	64 913
4103300000	Raw hide & skin of swine	0	3	0	103
4103900000	Raw hide & skin of oth animal	262 492	1 300 452	209 994	1 086 848
4104110010	Bovine leather, vegetable pre-tanned,full grains, unsplit in the wet	0	78 178	0	350 147
4104110090	Oth tanned/crust hide&skin of bovine,full grain,unsplit in the wet :	457 198	6 458 483	1 105 791	14 275 478
4104190000	Oth tanned/crust hide&skin of bovine,not full grain,unsplit in the v	564 461	3 708 735	3 801 242	24 792 997
4104410000	Crust vegetable(semi-tanned) hide&skin,full grain,unsplit;in the v	424 140	1 495 458	9 346 336	27 114 774
4104490000	Oth crust vegetable(semi-tanned) hide&skin,full grain,unsplit;in th	440 221	3 417 836	7 516 865	56 799 225
4105100000	Tanned/crust sheep/lamb skin,w/o wool on/hair on,in the wet sta	39 732	464 104	405 595	4 381 622
4105300000	Tanned/crust sheep/lamb skin,w/o wool on/hair on,in dry state	2 362	18 614	171 632	1 218 407
4106210000	Tanned/crust goat/kid hide&skin,w/o wool on/hair on,in the wet s	25 860	51 796	236 204	399 322
4106220000	Tanned/crust goat/kid hide&skin,w/o wool on/hair on,in the dry s	78	234	1 493	8 486
4106320000	Tanned/crust hide & skin of swine,w/owool on/hair on,in the dry s	10	650	361	22 552
4106401000	Tanned/crust hide & skin of reptiles,w/o wool on/hair on,in the w	34 088	34 088	124 552	124 552
4106402000	Tanned/crust hide & skin of reptiles,w/o wool on/hair on,in the dr	0	16	0	1 896
4106910000	Oth tanned/crust hide&skin of oth animal,w/o wool on/hair on,in	5	73 812	603	224 628
4106920000	Oth tanned/crust hide&skin of oth animal,w/o wool on/hair on,in	1 564	8 499	164 870	837 204
4107110000	Whole hide&skin,full grains,unsplit ofbovine/ equine animals,w/o f	40 812	321 600	1 264 266	9 395 738
4107120000	Whole hide&skin,grains splits of bovine/ equine animals,w/o hair o	54 088	265 005	1 023 734	5 124 680
4107190000	Oth whole hide&skin of bovine/ equineanimals, in oth form	326 479	2 529 834	7 335 756	57 180 564
4107910000	Oth whole hide&skin,including side ofbovine/ equine animals,full g	5 528	140 667	174 601	4 562 449
4107920000	Oth whole hide&skin,including side ofbovine/ equine animals, grair	142 083	1 070 901	3 275 473	27 051 274
4107990000	Oth whole hide & skin,including side,ofbovine/ equine animals, in c	754 971	5 236 985	10 651 000	68 826 184
4112000000	Leather further prep. after tanning/crust,oth than leather of headi	56 184	237 538	1 426 867	5 729 420
4113100000	Leather further prepared after tanning/crusting, of goats or kids	16 250	165 298	492 997	5 687 113
4113200000	Leather further prepared after tanning/crusting, of swine	32 880	268 221	587 101	5 548 536
4113300000	Leather further prepared after tanning/crusting, of reptiles	0	1 463	0	16 346
4113900000	Leather further prepared after tanning/crusting, of oth animals	38 865	130 287	325 672	1 683 099
4114100000	Chamois (including combination chamois)leather	0	8 624	0	16 397
4114200000	Patent leather&patent laminated leather, metalised leather	75 022	447 308	597 577	5 020 211
4115100000	Composition leather with base of leather/leather fibre,in slabs, sh	11 193	91 135	382 560	1 541 554
4115200000	Paring end other waste of compositionleather,not suit for leather	8 980	60 980	12 123	58 923
4201000000	Saddlery & harness for any animal of any materials	0	1 002	0	3 157
4202110010	Travel goods w/ max dimension of h x w x l = 56cm x 45cm x 25cm	0	1 901	0	63 770
4202110090	Trunk,suit,vanity,executive,brief-caseswith outer surface of leathe	87 669	960 032	610 899	7 971 572
4202121100	School satchel with outer surface ofvulcanised fibre	114	79 138	1 451	493 246
4202121900	School satchel with outer surface ofplastics/textile materials	106 570	717 516	293 131	3 031 679
4202129100	Trunk,suit,vanity,executive,brief-casesw/ out surface of vulcanisec	58	15 958	4 341	244 582
4202129900	Trunk,suit,vanity,executive,brief-casesw/ out surface of plastics/te	425 730	4 372 788	2 022 203	19 656 375

**I.3. IM POR M ENURUT KOM ODITI / IM PORT BY HS COM M ODITY**  
**\*\*\* AGUSTUS/ AUGUST 2014 \*\*\***

H S	Uraian Komoditi Commodity Description	Berat Bersih / Net Weight (Kg)		Nilai / Value C.I.F (US\$)	
		Bulan ini Current Month	Kumulatif Cum.Jan. to date	Bulan ini Current Month	Kumulatif Cum.Jan. to date
4202192000	School satchel,trunk,suit,vanity,brief,w/ outer surface of paperboe	5 293	13 258	40 903	157 139
4202199000	School satchel,trunk,suit,vanity,brief,w/ outer surface of plastic/te	96 883	933 292	418 086	3 648 762
4202210000	Hand bag with outer surface of leatheror of patent leather	4 017	50 644	502 066	7 928 917
4202220000	Hand bag with outer surface of plasticsheeting or of textile materi	179 264	1 929 961	1 535 831	18 590 406
4202290000	Hand bag with other outer surface	677 639	5 676 051	2 404 606	23 044 943
4202310000	Artcl in pocket/hand bag with outersurface of leather or of patent	19 675	128 893	177 882	2 134 743
4202320000	Artcl in pocket/ hand bag with outer surface of plastics or of textile	76 554	825 730	419 325	5 013 624
4202391000	Article of kind normally carried pocketor in handbag with outer srf	600	24 913	1 917	123 777
4202393000	Article of kind normally carried pocketor in handbag w/ outer srfc	0	88	0	653
4202399000	Article of kind normally carried pocketor in handbag with outer srf	33 285	234 369	134 231	1 129 885
4202911100	Sport bags,with outer surface of leather composition leather/of pa	0	53	0	10 650
4202911900	Oth Sport bags,with outer surface oflthr composition leather/of pa	12	1 012	1 154	75 706
4202919000	Oth artcls with outer surface of leather or of patent leather	99 481	472 601	198 117	1 792 674
4202921000	Toiletry bags with outer surface ofplastic or of textile materials	2 287	18 613	15 337	120 848
4202922000	Bowling bags with outer surface ofplastic or of textile materials	0	73	0	3 198
4202929000	Other articles with outer surface ofplastic or of textile materials	138 684	1 099 237	1 022 574	9 385 522
4202991000	with outer surface of vulcanised fibreor paperbord oth bags	6 410	134 679	13 297	270 157
4202992000	with outer surface of vulcanised fibreor paperbord oth bags of coj	0	9	0	2
4202999000	Oth than trunk, suit-cases,handbags, & similar containers	45 021	553 677	344 163	2 884 993
4203100000	Articles of apparel of leather or ofcomposition leather.	1 068	9 498	82 328	606 256
4203210000	Gloves,mittens & mitts speciallydesigned for use in sports of leath	101	10 039	20 254	353 887
4203291000	Protective work gloves of leather or ofcomposition leather	35 193	178 964	171 994	1 102 933
4203299000	Oth gloves, mittens & mitts of leatheror of composition leather	24 155	708 521	81 305	575 971
4203300000	Belts & bandoliers of leather or ofcomposition leather	30 294	391 349	296 874	3 343 873
4203400000	Oth clothing access of leather or ofcomposition leather	18 275	126 804	52 067	696 712
4205001000	Oth articles of leather or ofcomposition leather, boot laces ; mats	2 856	27 627	88 705	590 848
4205002000	Oth articles of leather, industrialsafety belt & harnesses	2 202	132 101	20 245	640 750
4205003000	Leather strings or cords for jewelry orfor personal adornment	1 294	23 286	7 236	204 537
4205004000	Oth articles of a kind used in machinery or mechl appliance or for	6 364	16 636	26 139	96 519
4205009000	Oth articles of leather oth than bootlaces,safety belt & leather stri	1 713	23 572	232 240	1 327 710
4206009000	oth articles of gut of goldbeaters skinof bladders or of tendons	5	33	30 316	220 297
4301800000	Raw furkins Oth furskins, whole, with or without head, tail or paw:	1 148	1 810	320 233	664 459
4302190000	Tanned or dressed furskins, oth than ofmink	336	26 742	11 309	1 679 860
4302300000	Tanned or dressed furskins, whole skins& pieces or cuttings therec	483	483	6 028	6 028
4303100000	Articles of apparel, clothingaccessories oth articles of furskin	642	2 315	231 630	617 516
4303902000	Article for industrial uses oth than offurskin	3 578	3 709	257 457	337 926
4303909000	Oth article of apparel,clothing accessories of furskin	6 274	13 164	936 647	4 187 193
4304001000	Artificial fur and articles thereof	1 259	6 845	349 090	594 529
4304002000	Article for industrial uses ofartificial fur	0	2 127	0	107 515
4304009100	Sport bags of artificial fur and andarticles thereof	51	11 665	1 615	22 506
4304009900	Oth then artificial fur& articles forindustrial uses& sport bags	0	1	0	18
4401100000	Fuel wood,in logs,in billets,in twigsfaggots or in similar forms	0	74 667	0	44 822
4401210000	Coniferous, wood in chips or particles	28 003	55 005	9 500	17 744
4401220000	Non-coniferous wood in chips or particles	148	47 193	3 529	47 636
4401310000	Wood pallets sawdust& wood waste and scrap, wheter or not anç	0	34 763	0	17 005
4401390000	Oth Sawdust& wood waste& scrap,whether ornot agglomerat in loç	1 772 306	11 474 039	516 368	3 611 141
4402901000	Oth than wood charcoal(including shell or nut charcoal), of bambo	1 000	20 457	898	19 194
4402909000	Oth wood charcoal(including shell or nut charcoal), of coconut she	420	1 806	19 529	61 167
4403101000	Baulks,sawlogs& vener logs wood in the rough,whether or not atrip	140	141 045	3 477	262 893
4403109000	Oth baulk,sawlog,pit-props,poles,piles treated with paint	29 198	222 335	17 917	200 569
4403209000	Other than wood of coniferous in the rough, not treated	774 488	3 507 494	376 506	1 737 083
4403419000	Oth than wood of dark&light red meranti, meranti bakau,in the ro	260 541	3 161 686	6 120	75 971
4403499000	Other than wood of other tropical wood in the rough, not treated	0	45 000	0	29 945
4403911000	Baulks sawlog & veneer log of oak not treated	703 820	5 889 246	299 694	2 438 670
4403919000	Other than wood of oak in the rough, not treated	950 198	3 175 465	445 398	1 508 123
4403921000	Baulks sawlog & veneer log of oak	0	133 546	0	17 853
4403929000	Other than wood of beech in the rough, not treated	14 287 380	127 005 289	1 071 554	9 584 086
4403991000	Baulks sawlog & veneer log of other tree not treated	2 449	105 457	5 436	275 205
4403999000	Other than wood of other tree in therough, not treated	321 273	2 561 256	56 006	457 652
4404201000	Hoopwood, split poles;piles, picket & the like of non coniferous	47 369	200 636	175 851	659 641
4404209000	Oth than Hoopwood, split poles;piles,picket & the like of non conif	19	26 562	60	43 250
4405002000	Wood wool, wood flour.	574 610	9 261 643	171 844	2 791 691
4406900000	Oth Railway or tramway sleepers(cross-ties) of wood impregnated	0	35 229	0	73 576
4407100000	Wood sawn/ chipped length of a thick > 6 mm.of Coniferous,Planç	5 868 862	45 070 133	4 115 780	29 411 013

**I.3. IM POR M ENURUT KOM ODITI / IM PORT BY HS COM M ODITY**  
**\*\*\* AGUSTUS/ AUGUST 2014 \*\*\***

H S	Uraian Komoditi Commodity Description	Berat Bersih / Net Weight (Kg)		Nilai / Value C.I.F (US\$)	
		Bulan ini Current Month	Kumulatif Cum.Jan. to date	Bulan ini Current Month	Kumulatif Cum.Jan. to date
4407219000	Wood sawn/ chipped length of a thick > 6 mm.of Mahogany,not pl	10 839	88 189	36 032	157 953
4407251900	Wood sawn/ chipped of a thick > 6mm. ofdark&light red meranti,§	0	32 835	0	59 008
4407252100	oth wood sawn/ chipped of a thick > 6 mm.of meranti bakau,plane	206 119	2 372 550	209 136	2 031 946
4407279000	Wood sawn/ chipped of a thick > 6 mm.ofSapelli,not planed, not S	0	1 432 241	0	971 787
4407289000	Wood sawn/ chipped of a thick > 6 mm.ofIroko,not planed, not Sa	32 139	336 464	46 105	388 882
4407291900	Oth than wood sawn/ chipped of a thick > 6 mm of Jelutong,Not p	0	76 067	0	85 888
4407292900	Oth than wood sawn/ chipped of a thick > 6 mm.of Kapur,Not plan	0	30 660	0	37 049
4407293900	Oth than Wood sawn/ chipped of a thick > 6 mm.of Kempas,Not p	0	2 375	0	10 696
4407296900	Wood sawn/ chipped of a thick > 6 mm.ofTeak,Not planed, not Sa	0	228 711	0	494 712
4407299300	Oth sanded or end jointed&of a thick> 6 mm jongkok & merbau	0	156 851	0	72 485
4407299900	Oth than tropical wood, oth sanded or end jointed&planed,thickne	0	42 364	0	93 930
4407911000	Wood sawn/ chipped of a thick > 6 mm.ofOak,Sanded or end-joint	260 396	1 609 768	265 756	1 514 478
4407919000	Oth wood sawn/ chipped of a thick> 6 mm of Oak,Not planed, not	1 940 931	16 142 124	1 858 134	15 388 471
4407921000	Wood sawn/ chipped of a thick > 6 mm.ofbeech,Planed	46 762	423 875	30 720	335 622
4407929000	Wood sawn/ chipped of a thick > 6 mm.ofbeech,Not planed, not S	298 050	1 627 059	215 014	1 215 027
4407931000	Wood sawn/ chipped of a thick > 6 mm.ofMaple,Sanded or end-jo	1 511	3 523	11 256	48 963
4407939000	Oth than wood sawn/ chipped of a thick > 6 mm.of Maple,Not plan	402 530	1 933 631	746 667	3 750 966
4407959000	Oth wood sawn/ chipped of a thick> 6 mm of Ash,Not planed, not	33 128	594 220	60 456	1 064 330
4407991000	Oth than wood sawn/ chipped of a thick> 6 mm.of Other tree,Plan	231 205	1 287 981	129 366	777 040
4407999000	Wood sawn/ chipped of a thick > 6 mm.ofOther tree,Not planed, r	1 597 077	12 712 851	2 248 623	11 792 420
4408101000	Cedar wood slats prepared for pencilmanufact;radiata pinewood c	214 992	2 121 438	87 814	1 082 760
4408103000	Face veneer sheets, coniferous	41 698	348 299	199 050	1 259 088
4408109000	Oth Coniferous,oth cedar wood slats,face veneer sheets	298 718	2 039 945	557 810	3 845 637
4408310000	Dark red meranti, light red meranti andmeranti bakau of the tropic	0	700	0	6 470
4408399000	Oth jelutong wood and oth wood preparedfor pencil manufact	115 610	1 137 026	280 951	2 593 097
4408900000	Oth than sheets for veneering and of the tropical wood of thicken	708 475	4 795 026	2 012 914	12 907 700
4409100000	Coniferous wood cotinuously shapedalong any of its edgee,ends/f	102 860	511 277	81 448	502 456
4409290000	Oth non coniferous oth teak stripsfriezes for parquet flooring	64 085	335 118	138 320	591 531
4410110000	Particle board & similar board of woodor other ligneous materials	15 176 173	180 708 543	4 358 479	45 809 016
4410120000	Oriented strand board of wood	0	24 898	0	12 782
4410190000	Oth particle board,oriented strand board (osb) of wood	479 212	9 092 819	178 945	2 928 445
4410900000	Oth than Particle board & similar boardof other ligneous materias	24 996	564 840	9 146	251 239
4411120000	Medium density fibreboard (mdf) of a thickness < 5mm	2 839 562	21 481 438	1 480 837	10 504 908
4411130000	Medium density fibreboard (mdf) of athickness > 5mm and < 9 mm	959 818	10 160 717	522 714	6 557 782
4411140000	Medium density fibreboard (mdf) of athickness > 9 mm	4 322 709	26 120 653	2 255 169	12 804 810
4411920000	Oth fibreboard of a density >0.8g/ cm3	233 111	1 659 179	177 109	1 167 552
4411930000	Oth fibreboard of 0,5g/ cm<density <0,8g/ cm3	230 328	3 401 986	92 544	1 492 967
4411940000	Oth fibreboard of a density <0.5g/ cm3	35 100	315 938	21 072	187 478
4412100000	Plywood,veneered panel&similar laminated wood of bamboo	324	84 128	555	78 480
4412310000	Oth plywood,consisting solaly <6mmthinkness w/ at least one out	255 694	3 123 518	234 353	2 690 949
4412320000	Oth plywood,each thick.<6mm with atleast one outer ply of non cr	542 144	4 036 236	390 106	3 070 160
4412390000	Oth plywood consisting solely of sheetsof wood of each thick < 6 n	3 760 134	40 663 986	1 991 802	19 944 311
4412940000	Oth plywood,veneered panels&similar wood of blockboard,lamint	73 538	374 291	65 390	441 191
4412990010	Veneered panels&similar w/ at least oneother wood	4 404	29 435	4 577	52 023
4412990090	Veneered panels&similar w/ at least oneother wood	320 766	3 522 646	320 458	3 148 831
4413000000	Densified wood, in blocks,plates,stripsof profile shapes.	32 547	274 799	70 777	630 014
4414000000	Wooden frames for paintings, photographs mirrors or similar obje	8 556	98 736	32 782	349 066
4415100000	Cases, boxes, crates, drums & similar packings; cable-drums	543	35 000	10 589	150 469
4415200000	Pallets,box pallets& other load boards;pallet collars	256 874	1 866 393	197 531	1 451 483
4416009000	Casks,barrels,vats,tubs&other coopersproducts & parts thereof, of	0	294 275	0	320 816
4417001000	Tools,tool bodies,tool handles,broom orbrush bodies & handles, o	4 227	14 085	44 475	149 568
4417009000	Oth Tools,tool bodies,tool handles,broom or brush bodies & handl	140 625	1 295 022	350 439	2 010 769
4418100000	Windows,french-windows&their framesof wood	0	1	0	6
4418200000	Doors & their frames & thresholds ofwood	74 829	349 988	131 056	662 837
4418400000	Shuttering for concrete construal workof wood	0	997 177	0	2 095 773
4418600000	Posts and beams	0	39 219	0	63 524
4418720000	Oth multilayer bulldders joinery and carpantry of wood	13 360	100 294	60 918	285 592
4418790000	Oth assembled flooring panels of wood	17 299	145 346	21 015	325 494
4418901000	Oth Cellular wood panels	0	58 167	0	104 782
4418909000	Other builders joinery & carpentry of wood	207 460	2 353 746	176 181	2 226 860
4419000000	Tableware and kitchenware, of wood.	28 336	274 867	27 367	466 782
4420100000	Statuettes & oth ornaments, of wood	6 782	52 295	3 758	252 044
4420901000	Oth wooden articles of furniture notfalling in chapter 94	314	1 279	2 887	12 052
4420909000	Oth wood marquetry and inlaid,casket and similar articles of wood	30 675	309 437	68 734	794 074

**I.3. IM POR M ENURUT KOM ODITI / IM PORT BY HS COM M ODITY**  
**\*\*\* AGUSTUS/ AUGUST 2014 \*\*\***

H S	Uraian Komoditi Commodity Description	Berat Bersih / Net Weight (Kg)		Nilai / Value C.I.F (US\$)	
		Bulan ini Current Month	Kumulatif Cum.Jan. to date	Bulan ini Current Month	Kumulatif Cum.Jan. to date
4421100000	Clothes hangers of wood	24 642	144 917	72 419	6 495 604
4421901000	Spools, cops & bobbins, sewing threadreels and the like of wood	0	3 901	0	36 325
4421902000	Match splints	0	15 332	0	21 094
4421903000	Wooden pegs or pins for footwear	1 305	38 362	6 838	107 413
4421904000	Candy-sticks, ice-cream sticks & Ice cream spoons	238 010	1 636 745	405 885	2 911 648
4421907000	Fans & handscreens, frames & handles of wood	7	16	72	172
4421908000	Toothpicks of wood	27 546	569 071	13 376	288 006
4421909300	Prayer beads	0	1 989	0	20 242
4421909400	Oth beads	1 248	3 488	16 102	66 627
4421909900	Other wooden articles	332 462	2 185 214	589 456	3 132 162
4501100000	Natural cork, raw / simply prepared;wasta cork,crushed,granulate	1 161	2 952	9 671	20 790
4501900000	Oth Natural cork,raw/ simply prepared; wasta cork,crushed,granul	1 816	9 787	12 426	44 807
4502000000	Natural cork,debarked or roughly squared or in rectangular (includ	1 711	26 058	14 110	94 986
4503100000	Corks and stoppers	1 720	3 504	5 769	19 095
4503900000	Other articles of natural cork.	6 623	83 091	44 620	371 788
4504100000	Blocks, plates, sheets & strip; tiles of any shape;solid cylinders,inc	11 181	99 514	134 333	962 742
4504900000	Other agglomerated cork and articles ofagglomerated cork	32 257	316 206	149 265	1 164 883
4601210000	Mats, matting and screens of vegetablematerials of bamboo	6	26 011	185	18 131
4601220000	Mats, matting and screens of vegetablematerials of rattan	120	602	5 820	28 514
4601290000	Oth mats,matting & screens of vegetablevegetable of material	34	84 027	745	298 826
4601921000	Plaits and similar products of plaitingmaterial of bamboo	0	280	0	8 190
4601929000	Other of bamboo	0	83 788	0	130 089
4601999000	Oth Plaits & similar products of plaiting of other materials,whethe	23	273	110	8 291
4602110000	Basketwork, wickerwork & other articles, of vegetable material of	40 330	267 771	41 812	238 353
4602120000	Basketwork, wickerwork & other articles, of vegetable material of	838	877	2 959	3 559
4602190000	Oth than basketwork, wickerwork & otherarticles, vegetable mate	1 186	3 353	6 493	19 775
4602900000	Oth basketwork, wickerwork & otherarticles, of other materials	63	3 297	387	13 045
4701000000	Mechanical wood pulp.	10 844 670	124 082 343	6 643 839	77 125 214
4702000000	Chemical wood pulp, dissolving grades.	32 536 404	323 143 555	28 947 745	298 774 748
4703110000	Chemical wood pulp, soda, oth than dissolving grades,unbleached,	5 760 666	47 940 405	4 107 972	34 019 849
4703190000	Chemical wood pulp, soda, oth than dissolving grades,unbleached,	0	298 648	0	192 628
4703210000	Chemical wood pulp, soda, oth than dissolving grades,bleached,co	45 995 664	410 230 689	36 050 766	321 728 171
4703290000	Chemical wood pulp, soda, oth than dissolving grades,bleached,no	3 706 485	47 467 198	2 311 974	32 525 776
4704110000	Chemical wood pulp,sulphite,oth than dis solving grades,unbleach	491 060	3 829 199	348 783	2 606 326
4704190000	Chemical wood pulp,sulphite,oth than dis solving grades,unbleach	0	7 000	0	37 800
4704210000	Chemical wood pulp,sulphite,oth than dis solving grades,bleached	814 647	12 104 333	611 596	8 851 696
4704290000	Chemical wood pulp,sulphite,oth than dis solving grades,bleached	3 984	90 801	6 753	232 326
4705000000	Wood pulp obtained by a combination ofmechanical & chemical p	3 298 674	29 107 214	1 979 657	17 370 583
4706100000	Cotton linters pulp	839 902	5 367 164	1 440 765	11 031 129
4706200000	Pulps of fibres derived from recovered (waste & scrap) paper or p	15 736	97 486	25 075	179 441
4706300000	Pulps of fibres derived from recoveredof oth than bamboo	0	22 962	0	29 820
4706910000	Mechanical pulps of fibres derived fromrecovered paper or paperk	627 149	4 811 591	542 438	3 680 212
4706920000	Chemical pulps of fibres derived fromrecovered paper or paperbo	524 208	2 198 203	489 179	3 233 353
4706930000	obtained by a combination of mechanical&chemical proceses reco	0	1 749	0	18 814
4707100010	Recovered Unbleached kraft paper & paperboard for paper makin	169 125 742	1 015 591 506	35 254 098	207 870 430
4707100090	Recovered Unbleached kraft paper & paperboard for paper other	4 895	106 119	9 525	152 428
4707200010	for paper making purpose Recoveredbleached chemical pulp,	6 285 308	44 012 992	1 912 963	13 193 069
4707200090	Recovered bleached chemical pulp, forother purpose	297	736	3 856	10 306
4707300010	Recovered mechanical pulp paper orpaperboard for paper making	45 385 529	352 157 670	9 870 960	74 877 024
4707300090	Recovered mechanical pulp paper orpaperboard for other purpose	346	13 325	3 337	93 973
4707900010	Recovered unsorted waste & scrap paper & paperboard for paper	8 574 775	78 436 595	1 538 234	13 564 746
4707900090	Recovered unsorted waste and scrappaper & paperboard for othe	0	209	0	2 478
4801001000	Newsprint, in rolls or sheets. weighingnot more than 55 g/m2	81 247	755 160	29 493	301 748
4801009000	Newsprint, in rolls or sheets. weighingmore than 55 g/m2	141 669	1 957 717	158 369	1 656 134
4802100000	Hand-made paper and paperboard	23 096	156 317	39 286	565 849
4802201000	Paper and paperboard of a kind used as for photo sensitive,heat-s	0	157	0	8 030
4802209000	Oth Paper and paperboard of a kind usedas for photo sensitive,he	211 783	13 333 574	1 952 006	9 718 632
4802401000	Wallpaper base in rolls of not more than 15 cm in width rectangul	0	1 281	0	11 147
4802409000	Oth paper and peperboard, not containing fibres obtained by a me	11 013	27 996	31 185	112 701
4802541900	Other paper and paperboard, not containing fibres Weighing < 40	50 220	231 362	54 394	265 314
4802542900	Alumunium base paper, not containingfibres Weighing < 40 g/m2	33 019	152 602	59 426	302 533
4802543000	Alumunium base paper, not containingfibres Weighing < 40 g/m2	0	964	0	25 141
4802549000	Alumunium base paper, not containingfibres Weighing < 40 g/m2	137 539	1 599 993	219 896	2 601 184
4802552000	Fancy paper and paperboard,purpose40< weight <150 g/m,roll	64 995	992 033	67 270	1 042 349

**I.3. IM POR M ENURUT KOM ODITI / IM PORT BY HS COM M ODITY**  
**\*\*\* AGUSTUS/ AUGUST 2014 \*\*\***

H S	Uraian Komoditi Commodity Description	Berat Bersih / Net Weight (Kg)		Nilai / Value C.I.F (US\$)	
		Bulan ini Current Month	Kumulatif Cum.Jan. to date	Bulan ini Current Month	Kumulatif Cum.Jan. to date
4802553900	Oth paper,no fibres, for other purpose 40< weight <150 g/m,roll	3	43 874	181	35 927
4802554000	Base paper of a kind used manifaure fibres, for oth purpose 40<w	14	14	515	515
4802555000	Paper,no fibres, for other purpose 40< weight <150 g/m,roll	2 097	9 555	20 115	91 378
4802559000	Oth paper,no fibres, for other purpose 40< weight <150 g/m,roll	1 174 475	9 280 159	1 328 001	10 164 383
4802562000	Fancy paper and paperboard, in rectangular =<36cm oth side =15c	3 189	43 862	19 579	116 021
4802563900	Paper,no fibres, for other purpose40< weight <150 g/m,sheet	325	7 940	10 180	91 209
4802569000	Other than Paper,no fibres, for otherpurpose 40< weight <150 g/n	34 118	151 110	94 953	312 872
4802571900	Other paper & paperboard, weight>40g/m2and =< 150g/m2	44 188	165 657	71 593	279 584
4802579000	Other paper & paperboard, weight>40g/m2and =< 150g/m2	296 616	2 404 362	379 923	3 046 404
4802582100	Fancy paper&paperboard,in roll width <=15cm/in rectang sheet<3	0	14	0	194
4802582900	Oth fancy paper & paperboard,oth in roll width<=15cm/in rectang	92 635	626 271	79 640	589 902
4802589000	Oth paper,no fibres, for other purpose weight >150 g/m	355 597	1 704 842	530 316	3 128 181
4802613000	Paper, fibres>10%, aluminium paper paper,in rolls	0	338	0	362
4802614000	Paper,fibres>10%,oth aluminium paper, banknotes,printing,writin	65	24 024	1 803	37 059
4802619000	Oth Paper,fibres>10%,oth aluminium paper, banknotes,printing,w	917 221	5 504 577	767 967	4 655 338
4802621000	Paper, fibres, aluminium paper base in sheets with 435< one side	0	1 332	0	23 709
4802622000	Paper,fibres,banknotes,manuf of gypsumboard,in sheets 435<one	0	241 182	0	1 278 000
4802629000	Oth paper,fibres, for other purpose, insheets with 435< one side <	608	26 425	4 268	142 690
4802690000	Oth paper,fibres, for other not purpose, of fibres>10%, paper in ro	407 090	1 449 661	479 584	2 236 795
4803003000	Of Cellulose wadding or of web cellulose fibres toilet or farcial tiss	457 934	2 707 024	836 275	4 575 561
4803009000	Oth of cellulosa wading&tissue paper/toilet/ facial tissue stock&sin	101 004	742 371	380 969	3 040 431
4804110000	Kraftliner paper&paperboard,in rolls orsheets,unbleached	1 536 349	8 012 659	912 587	4 737 930
4804190000	Oth kraftliner paper&paperboard	392 700	9 584 825	277 733	6 615 775
4804211000	Sack kraft paper for making cement bag in rolls or sheets,unbleach	7 357 272	65 813 582	7 775 840	69 567 867
4804219000	Oth sack kraft paper for making cement bag in rolls or sheets,unbl	171 264	2 216 372	198 527	2 529 149
4804290000	Oth composite papers, in rolls or sheets	76 045	1 144 003	77 069	885 160
4804311000	oth kraft paper and paperboard, weighing 150 g/m,unbleached	61 972	2 203 752	113 451	3 531 171
4804313000	Wet strenght 40g to 60g, for plywoodadhesive tape,weigh 150g/m	342 194	3 479 125	378 630	3 728 382
4804314000	Other kraft paper&wet strenght weighing150 g/m,unbleached	615	3 116	3 432	29 946
4804315000	Other kraft paper&wet strenght weighing150 g/m,unbleached	186	186	1 426	1 426
4804319000	Other than kraft paper & wet strenghtweighing 150 g/m,unbleach	571 001	5 348 778	616 329	5 480 845
4804391000	Of a wet adhesive tape,40-60g,used in mnfact. weight <= 150g/m	50 359	162 114	57 190	184 495
4804392000	Adhesive tape,40-60g,not used in mnfact weigh <= 150g/m2,ble	27	2 632	55	1 759
4804399000	Oth adhesive tape,40-60g,not used inmnfact weigh <= 150g/m2,l	284 791	2 895 543	275 630	2 611 617
4804411000	Elect grade insulating kraft paper, 150<weighing< 225 g/m,unblea	328 555	1 042 286	469 175	1 385 627
4804419000	Oth elect grade insulating kraft paper,150<weighing <225 g/m,unt	664 755	5 336 590	724 037	5 408 678
4804420000	Bleached uniformly throughout the mass&>95% wood fibres,150<	0	29 406	0	27 364
4804499000	Other kraftpaper& paperboard 150< weighing< 225 g/m	3 194	136 358	16 764	571 099
4804511000	Elect grade insulating kraft paper,press board weighing >600g/m,u	53	2 699	3 196	20 039
4804512000	Oth wet strenght 40g to 60g,for plywoodadhesive tape,weigh>225	0	672	0	1 344
4804519000	Oth than wet strenght 40g to 60g,/ply wood adhesive tape,weigh>	781 101	4 480 437	665 792	3 022 730
4804520000	Bleached of kind used in the manufact of gypsum boards	311 815	1 424 823	423 558	2 026 152
4804590000	Other kraftpaper& paperboard weighing 225 g/m or more	75 611	455 824	138 480	811 011
4805110000	Oth uncoated paper&paperboard,in rollsfluting paper,	565 416	2 733 614	208 312	1 053 021
4805129000	Uncoated paper&paperboard,oth semichemical,straw flutingpaper	498	531 455	10 424	573 178
4805199000	Oth uncoated paper and paperboard, inrolls or sheets	77 471	2 652 641	121 146	1 860 595
4805240000	Uncoated paper&paperboard,testlinerweighing 150 g/m2 or less	0	1 540 185	0	685 899
4805251000	Uncoated paper&paperboard,testlinerweighing >= 150 g/m2	316 627	2 376 283	223 579	1 542 599
4805259000	Uncoated paper&paperboard,testliner othof weighing >= 150 g/m	2 077 402	13 857 108	1 128 214	7 483 350
4805301000	Paper,sulphite wrapping paper, coloredmatch wrapping paper	0	1 862	0	2 940
4805309000	Paper,sulphite wrapping paper, othcolored match wrapping paper	559 955	4 508 644	284 287	2 101 576
4805400000	Filter paper and paperboard	526 178	3 614 713	2 201 406	15 958 960
4805500000	Felt paper and paperboard	95 482	519 833	193 668	1 108 700
4805911000	Paper used as packing of flat glassproduct, resin<0,6%,wg<150g/m	2 980	42 111	6 827	104 082
4805912000	Uncoated paper&paperboard,oth blotting,&joss paper,weighing15	8 941	51 567	6 676	33 173
4805919000	Uncoated paper&paperboard,oth blotting,&joss paper,weighing15	50 248	721 552	250 658	2 049 378
4805921000	Multi-ply paper and paperboard of 150<weighing<225g/m	0	525	0	2 040
4805929000	Uncoated paper&paperboard of oth150<weighing<225g/m	2 659 971	20 979 873	1 569 628	12 578 905
4805931000	Multi-ply paper and paperboard of weighing > 225g/m2	188 614	1 557 448	138 866	1 078 111
4805932000	Blotting paper of other weighing > 225g/m2	12 908	221 422	22 343	215 563
4805939000	Oth Multi-ply paper&Blotting paper of other weighing > 225g/m2	67 767	769 368	206 603	1 726 016
4806100000	Vegetable parchment	118 771	572 623	306 394	1 436 833
4806200000	Greaseproof papers	197 628	1 187 265	315 136	1 777 434
4806300000	Tracing papers	12 935	114 595	19 709	223 714

I.3. IM POR M ENURUT KOM ODITI / IM PORT BY HS COM M ODITY

\*\*\* AGUSTUS/ AUGUST 2014 \*\*\*

H S	Uraian Komoditi Commodity Description	Berat Bersih / Net Weight (Kg)		Nilai / Value C.I.F (US\$)	
		Bulan ini Current Month	Kumulatif Cum.Jan. to date	Bulan ini Current Month	Kumulatif Cum.Jan. to date
4806400000	Glassine and other glazed transparent or translucent papers	929 013	6 642 988	1 234 642	8 998 503
4807000000	Composite paper and paperboard not surface-coated or impregnated	828 504	5 682 681	568 015	4 260 959
4808100000	Corrugated paper&paperboard,whether or not perforated,in rolls	261 990	2 180 560	322 849	2 623 486
4808400010	Sack kraftpaper,creped,crinkled,whether, not embossed / perforated	133 756	733 559	138 071	688 836
4808400090	Oth kraftpaper,creped or crinkle,whether or not embossed or perforated	75 644	424 887	245 786	1 733 080
4808902000	Paper&paperboard,oth embossed fancy paper used printing,cover,	6 503	13 972	7 310	22 481
4808903000	Paper&paperboard,embossed fancy paper used printing,cover,	16 097	49 136	24 833	80 901
4808909000	Oth than Paper&paperboard,oth embossed fancy paper used printing	104 729	1 130 359	411 947	3 087 373
4809200000	Self-copy paper	142 942	1 040 434	155 313	1 239 874
4809901000	Oth self-copy paper	122 454	420 621	251 401	1 022 063
4809909000	Oth self-copy paper	411 362	2 684 310	588 187	3 952 913
4810131100	Paper&paperboard for photo,heat,elect.in rolls papers of width <1	20	3 136	797	32 321
4810131900	Paper&paperboard for photo,heat,elect.in rolls papers of oth width	283 805	1 775 638	278 046	1 443 288
4810139110	Paper&paperboard for photo,heat,elect.in rolls papers of oth width	1 045 702	2 174 442	7 596 171	13 888 548
4810139190	Paper&paperboard for photo,heat,elect.in rolls papers of width <1	305 486	1 178 620	292 213	1 432 664
4810139990	Paper & paperboard for writing or printing in rolls of a width >15 cm	2 126 358	17 836 520	2 110 747	18 291 222
4810141100	Paper&paperboard for photo,heat,elect. sensitive 297<one side<4	57	744	1 595	21 799
4810141900	Paper&paperboard for photo,heat,elect. of width < 15cm	157	52 273	2 080	51 477
4810149190	Paper&paperboard for photo,heat,elect. sensitive 297<one side<4	0	2 452	0	1 881
4810149990	Paper & paperboard for writing or printing in sheets & unfolded of	26 071	214 325	34 701	197 326
4810191100	Other Paper & paperboard for writing or printing in sheets	0	52 857	0	42 298
4810191990	Other Paper & paperboard for writing or printing in sheets	1 073 337	7 877 127	830 806	5 565 888
4810199190	Other Paper & paperboard for writing or printing in sheets	160 614	3 772 598	169 033	3 085 269
4810199990	Other Paper & paperboard for writing or printing in sheets	653 088	10 890 182	778 081	11 659 001
4810221100	Light weight coated paper,Electrocardiograph,Ultrasonograph,spirome	0	260 232	0	203 732
4810221900	Light weight coated paper; Oth Electrocardiograph,Ultrasonograph,	44 546	285 796	9 619	192 060
4810229100	Oth light weight coated paper,in roll of a width 15cm<one side<36	0	226	0	2 738
4810229900	Oth light weight coated paper	722 132	5 718 558	657 785	5 644 802
4810291100	Oth paper of a kind used for printing,electrocardiograph,ultrasonograph	0	195	0	7 678
4810291900	Oth paper of a kind used for printing,oth electrocardiograph,ultrasono	34 158	253 950	78 924	405 263
4810299100	Oth paper of a kind used for printing,width 15cm<one side<36cm,u	34 528	140 090	52 528	219 445
4810299900	Oth paper of a kind used for printing	932 933	4 330 763	872 842	3 979 789
4810313100	Base paper of a kind used to manufacture aluminium coated paper	21	631	66	1 879
4810313900	Other Base paper of a kind used to manufacture aluminium coated paper	3	14 798	21	62 470
4810319900	Oth kraft paper,paperboard,not for writing,printing, other graphic pu	24 106	128 120	36 188	216 276
4810329000	Kraft paper,paperboard, not for writing,other weight>150g/m2	1 471 830	13 331 662	1 546 810	14 826 507
4810393000	Oth kraft paper,paperboard, not for writing in rolls width<=15cm,s	19 409	89 248	80 590	947 298
4810399000	Other kraft paper,paperboard, not for writing	225 623	1 617 731	296 442	1 719 821
4810924000	Other paper & paperboard, multiply rectangle < 15 x 36 cm2	1 056	6 239	7 871	51 695
4810929000	Other paper & paperboard, multiply other rectangle < 15 x 36 cm2	1 469 328	15 146 637	1 577 922	12 799 482
4810994000	Oth paper and paperboard of multiply rectangle < 15 x 36 cm2	285	285	1 295	1 295
4810999000	Oth paper and paperboard of multiply other rectangle < 15 x 36 cm2	148 526	1 761 556	502 782	3 533 873
4811102100	Floor covering on a base of paper or paperboard,in roll <15cm, rect	1	119	23	6 351
4811102900	Other bituminised/ asphalted paper&paperboard in roll <15cm, rec	2 444	66 851	19 815	215 845
4811109100	Floor covering on a base of paper or paperboard,in other size	0	111	0	3 001
4811109900	Other bituminised/ asphalted paper & paperboard,in other size	56 424	480 582	240 682	2 109 398
4811412000	Gummed or adhesive paper&paperboard,self-adhesive,rectangle<1	16 938	133 618	179 028	1 569 146
4811419000	Gummed/ adhesive paper&paperboard,oth self-adhesive,in other s	799 560	8 407 205	2 301 085	24 306 881
4811492000	Oth gummed or adhesive paper&paperboard in roll <15cm, rect<1	5 230	16 652	35 013	149 414
4811499000	Oth gummed or adhesive paper&paperboard,in other size	362 354	1 989 573	989 067	8 979 561
4811513900	Oth paper coated,impregnated/ covered with plastic,bleached,weight>	1 407 919	5 929 345	2 090 053	8 529 878
4811519900	Oth paper coated,impregnated/ covered with plastic,bleached,oth	264 745	3 602 776	519 232	10 463 519
4811592000	Oth paper coated,impregnated/ covered with plastics&aluminium f	2 325 553	16 789 650	9 458 988	68 448 316
4811594100	Floor covering on a paper coated,impregnated with plastic,unbleached,rect	697	15 058	7 493	186 281
4811594900	Oth paper coated,impregnated/ covered with plastic,unbleached,rect	95 036	829 888	289 722	2 709 204
4811599900	Oth paper coated,impregnated/ covered with plastic,unbleached,oth	1 174 969	7 184 759	3 447 205	21 941 845
4811602010	Paper coated,impregnated/ covered with wax,paraffin,stearin,oil,rect	15 043	47 735	61 061	169 031
4811602090	Oth Paper coated,impregnated/ covered with wax,paraffin,stearin,o	26	85 492	23	66 848
4811609010	Paper coated,impregnated/ covered with wax,paraffin,stearin,oil,ot	13 281	416 303	54 261	718 354
4811609090	Oth Paper coated,impregnated/ covered with wax,paraffin,stearin,c	110 691	1 487 569	257 487	2 642 970
4811904100	Flooring covering a paper,cellulose wadding web of cell fibre roll<15cm	147 796	980 665	253 261	1 721 248
4811904900	Oth paper, paperboard,cellulose wadding web of cell fibre roll<15cm	68 501	442 624	226 261	1 464 828
4811909100	Flooring covering a paper,cellulose wadding web of cell fibres,other s	562	20 394	2 075	62 768
4811909900	Oth paper, paperboard,cellulose wadding web of cell fibres,other s	897 016	8 993 501	2 433 546	23 622 644

**I.3. IM POR M ENURUT KOM ODITI / IM PORT BY HS COM M ODITY**  
**\*\*\* AGUSTUS/ AUGUST 2014 \*\*\***

H S	Uraian Komoditi Commodity Description	Berat Bersih / Net Weight (Kg)		Nilai / Value C.I.F (US\$)	
		Bulan ini Current Month	Kumulatif Cum.Jan. to date	Bulan ini Current Month	Kumulatif Cum.Jan. to date
4812000000	Filter blocks,slabs&plates,of paper pulp	20 350	75 921	53 256	414 440
4813100000	Cigarette paper,in the form of bookletsor tubes	106 492	719 094	634 355	4 418 599
4813200000	Cigarette paper,in the form in rolls ofa width not exceeding 5 cm	460 299	1 949 372	2 503 447	12 162 722
4813901000	Cigarette paper,oth in the of booklets,tubes & in rolls,width <5 cm	55 379	626 204	483 738	4 043 586
4813909000	Cigarette paper,oth in the of booklets,tubes & in rolls	795 096	5 420 558	3 813 422	25 669 966
4814200000	Wallpaper&similar wall coverings,consist of peper coated wth a gr	262 024	11 751 597	680 880	5 492 278
4814900000	window transparencies of paper	280 735	1 076 164	506 624	3 257 208
4816201000	Self-copy paper (other than of 48.09)inrolls of a width 25<oneside	0	215	0	2 014
4816209000	Other self-copy paper (other than of48.09)	453	125 250	2 251	207 059
4816901000	Carbon paper	12 577	121 180	9 528	230 327
4816902000	Other copying paper	155	3 743	887	11 921
4816904000	Heat transfer paper	23 991	65 439	37 886	130 748
4816909000	Other heat transfer paper & offsetplates of paper	33 477	446 129	209 850	1 709 177
4817100000	Envelopes	18 470	295 601	177 108	1 635 798
4817200000	Letter cards,plain postcards and correspondence cards	4 336	39 034	8 835	101 240
4817300000	Boxes,pouches,wallets & writingcompendiums,of paper or paperb	11 804	99 273	107 256	635 284
4818100000	Toilet paper	473	4 771	9 366	43 724
4818200000	Handkerchiefs,cleansing or facialtissues & towels	3 953	137 459	36 776	783 460
4818301000	Tablecloths	376	29 560	1 638	65 144
4818302000	Serviettes	0	13 095	0	63 011
4818500000	Articles of apparel & clothing, of paper pulp,paper	1 413	5 353	10 232	66 168
4818900000	Other articles of apparel & clothing, of paper pulp,paper	190 892	1 245 616	388 209	3 023 789
4819100000	Cartons,boxes & cases, of corrugatedpaper or paperboard	3 477 890	21 201 466	6 909 944	55 024 258
4819200000	Folding cartons,boxes& cases,of non-corrugated paper or paperbo	2 843 832	24 386 420	10 760 475	92 080 431
4819300000	Sacks&bags,having a base of a width of40 cm or more	614 868	2 878 722	1 144 666	5 366 589
4819400000	Other sacks and bags, including cones	342 360	2 377 537	1 549 599	9 014 278
4819500000	Other packing containers,includ recordsleeves	819 696	5 266 403	4 028 446	26 752 892
4819600000	Box files,letter trays,storage boxes&similar articles,used in offices,	141 796	874 089	407 653	3 186 632
4820100000	Registers,account books,note books,order books,diaries & similar a	39 207	438 034	190 897	1 862 584
4820200000	Exercise books	46 785	245 395	86 510	716 771
4820300000	Binders(other than book covers),foldersand file covers	1 964	90 224	29 137	271 468
4820400000	Manifold business forms& interleavedcarbon sets	2 216	17 132	3 084	46 932
4820500000	Albums for samples or for collections	1 602	31 282	6 322	156 256
4820900000	Other exercise book,binders,manifold,albums	56 948	419 669	122 029	908 963
4821101000	Printed,labels of a kind for jewelery,incl objects personal carried in	125 201	958 791	2 227 971	16 519 818
4821109000	Printed,oth labels of a kind for jewel,incl objects personal carried i	522 690	4 167 301	8 386 909	63 387 520
4821901000	Oth printed,labels of a kind for jewel,incl objects personal carried i	6 978	458 921	214 556	1 924 334
4821909000	Oth printed,oth labels of a kind for jewell incl objects personal cari	143 816	1 657 042	1 131 038	9 163 137
4822101000	Cone of pulp of a kind used for windingtextile yarn	4 521	102 428	67 248	268 120
4822109000	Bobbins,spools,cops& similar of pulp,othof a kind used for winding	662	8 845	13 018	83 121
4822901000	Oth Cone	64 067	551 237	80 277	674 246
4822909000	Other bobbins,spools,cops & similar	72 352	392 605	325 448	2 764 138
4823201000	Filter paper in rolls or sheets,instrips,rolls or sheets	201 997	1 587 806	1 204 064	9 137 417
4823209000	Othert filter paper in rolls or sheets	243 607	781 642	1 142 305	4 222 614
4823402100	Cardiograph recording paper	1 433	8 785	1 818	68 640
4823402900	Oth paper for electro-medical apparatus	118	4 188	658	29 047
4823409000	Oth rolls,sheets&dials,printed for self-recording apparatus	49 244	597 023	206 774	1 975 822
4823610000	Trays,dishes,plates,cups&the like,of paper or paperboard of bamb	1 148	7 517	8 024	37 100
4823690000	Trays,dishes,plates,cups&the like,ofpaper or paperboard of oth th	81 351	497 458	188 691	1 432 977
4823700000	Mouldad or pressed articles of paperpulp	73 569	1 802 670	381 302	2 796 581
4823901000	Coconing frames for silk-worms	217	291	326	396
4823902000	Display cards for jewellery,incl objects personal carried in pocket,ii	6 541	37 755	38 443	257 015
4823903000	Dia-cut polyethylene coated peperboardof a kind for manufacture	542	286 543	3 480	290 358
4823904000	Paper tube sats of kind used for themanufacture of fireworks	62 732	287 932	720 224	3 440 433
4823905100	Kraft paper,in rolls of a width of 209mm weight 150 g/m2 or less	448	18 618	4 356	59 699
4823905900	Kraft paper,in rolls of a width of 209 mOther weight	48 513	134 612	49 622	205 805
4823906000	Punched jacquard cards	2	551	21	17 263
4823907000	Fans & handsscreen	8 132	47 996	27 722	162 236
4823909200	Joss paper	274 100	1 747 036	350 855	2 241 348
4823909400	Cellulose wadding and webs of cellulosaFibers,coloured or marble	0	7 246	0	21 461
4823909500	Othetr floor coverings on a base of papePeperboard	0	241	0	6 247
4823909600	Oth, cut to shape other than rectangularor square	252	80 160	4 030	389 707
4823909900	Other,cut to size/shape,other than inSrips, rolls or sheets	231 031	2 860 013	1 116 061	10 057 453
4901100000	Printed books,brochures and similar prinin single sheets, whether	60 859	380 684	210 650	2 242 685



I.3. IM POR M ENURUT KOM ODITI / IM PORT BY HS COM M ODITY

\*\*\* AGUSTUS/ AUGUST 2014 \*\*\*

H S	Uraian Komoditi Commodity Description	Berat Bersih / Net Weight (Kg)		Nilai / Value C.I.F (US\$)	
		Bulan ini Current Month	Kumulatif Cum.Jan. to date	Bulan ini Current Month	Kumulatif Cum.Jan. to date
4901910000	Dictionaries and encyclopedias, and serial instalments thereof	194	195	2 616	2 808
4901991000	Educational, technical, scientific, historical or cultural books	193 438	665 256	791 261	3 776 196
4901999000	Oth printed books, brochures, and similar printed	158 875	1 726 051	1 917 168	14 132 529
4902100000	Newspapers, journals & periodicals appearing at least four times a w	0	65	0	1 372
4902901000	Newspapers, journals & periodicals Oth appearing at least four time	168	324	1 957	3 724
4902909000	Oth newspapers, journals & periodicals	8 968	62 119	26 220	236 308
4903000000	Childrens picture, drawing or coloring books.	1 037	8 542	1 311	33 944
4904000000	Music, printed or in manuscript, whether or not bound or illustrated	2 871	20 835	142 928	691 152
4905100000	Globes	16	8 719	530	123 882
4905910000	Maps & hydrographic/ similar charts of all kinds, in book form	3	50	6	825
4905990000	Other maps & hydrographic or similar charts of all kinds	337	6 419	8 375	74 022
4906001000	Plans & drawings, including photographic reproductions on sensitise	128	794	1 043	10 292
4906009000	Plans & drawings, including photographic reproductions on carbon c	8 679	26 188	285 150	1 094 642
4907001000	Banknotes, being legal tender	104	713	2 293	26 265
4907002100	Postage stamps, unused	0	1	0	5
4907002900	ravanue and similar stamps, unused	1 659	10 883	284 681	3 064 692
4907004000	Stock, share/ bond certificates & similar documents of title; cheque f	54	882	301	14 062
4907009000	Other similar stamps of current/ new issue in the country in which t	275	5 160	11 207	635 520
4908100000	Transfers (decalcomanias), vitrifiable	14 637	95 951	415 973	3 395 898
4908900000	Other transfers (decalcomanias), vitrifiable	54 864	453 621	1 277 106	11 523 593
4909000000	Printed/ illustrated postcards, card greetings, messages/ announcen	1 040	16 111	7 432	58 864
4910000000	Calendars of any kind, printed, including calendar blocks.	8 722	36 375	12 027	123 310
4911101000	Catalogues listing only education historical or cultural books & public	15 406	99 268	103 505	625 671
4911109000	Oth trade advertising material, commercial catalogues and the like	73 690	613 073	363 163	14 771 825
4911912100	Wall pictures, anatomical or botanical diagrams and charts	0	34	0	4 534
4911912900	Other wall picture & diagrams for instructional purposes	4 232	22 064	42 675	207 108
4911913100	Printed picture & photograph, anatomical/ botanical diagram/ chart	0	49	0	152
4911913900	Oth printed picture & photograph oth anatomical/ botanical diagram	118	2 739	246	44 809
4911919000	Other picture, designs & photograph	4 996	142 286	59 963	544 523
4911991000	Printed card for jewellery, small object personal adornment/ article	135	2 502	201	38 266
4911992000	Printed labels for explosives	0	1 098	0	17 436
4911993000	Educational, technical, scientific, historical or cultural printed on a set o	125	229	5 017	11 872
4911999000	Oth printed card, printed labels, educational printed on a set of car	125 420	937 692	1 252 722	9 515 885
5001000000	Silkworm cocoons suitable for reeling.	1	1 865	1 845	23 607
5004000000	Silk yarn (oth than yarn spun from silk waste) not put up for retail s	32 336	159 652	40 322	269 729
5005000000	Yarn spun from silk waste, not put up for retail sale.	0	1 069	0	9 445
5006000000	Silk yarn & yarn spun from silk waste, put up for retail sale; silk-wor	83	98	3 899	3 996
5007101000	Fabrics of noil silk: printed by the traditional batik process	301	2 146	2 347	19 546
5007109010	Fabrics of noil silk: oth printed traditional batik process	0	436	0	52 410
5007109090	Other fabrics of noil silk	54	479	798	30 657
5007209090	Oth fabrics, containing >= 85% by weight of silk; other	0	8 453	0	142 410
5007909090	Oth fabrics; containing < 85% by weight of silk	21	1 701	2 021	147 404
5101110000	Shorn wool, not carded/ combed, greasy, including fleece-washed v	382	6 096	20 748	202 204
5101190000	Oth Shorn wool, not carded/ combed, greasy, including fleece-washe	0	2 601	0	34 347
5101210000	Shorn wool, not carded/ combed, degreased not carbonised	50 020	206 802	194 189	903 739
5101290000	Other Shorn wool, not carded/ combed, degreased not carbonised	0	245	0	1 393
5102110000	Fine animal hair, not carded/ combed of kashmir (cashmere) goats	0	3 237	0	210 339
5102190000	Fine animal hair, not carded/ combed oth of goats	0	3	0	72
5103300000	Waste of coarse animal hair include yarn waste but exclude garnet	0	2	0	11
5105100000	Carded wool	0	1 441	0	34 887
5105290000	Combed wool not in fragments	48 203	547 744	650 102	7 021 610
5105310000	Fine animal hair, carded/ combed of kashmir (cashmere) goats	180	964	35 072	96 312
5105390000	Fine animal hair, carded/ combed Other of goats	0	940	0	36 995
5106100000	Yarn, carded wool > 85% by weight not put up for retail sale	1 068	64 006	13 464	998 778
5106200000	Yarn, carded wool < 85% by weight not put up for retail sale	6 044	145 180	95 078	1 812 905
5107100000	Yarn, combed wool > 85% by weight not put up for retail sale	1 412	74 878	55 159	1 870 452
5107200000	Yarn, combed wool < 85% by weight not put up for retail sale	2 579	58 693	53 377	825 840
5108100000	Yarn of fine animal hair not put up for retail sale, carded	0	463	0	1 812
5109100000	Yarn, wool/ animal hair > 85% by weight, for retail sale	88 793	683 207	2 475 143	17 203 431
5109900000	Yarn, wool/ animal hair < 85% by weight, for retail sale	134	89 353	11 672	156 705
5110000000	Yarn, coarse animal hair/ of horse hair wether not put up for retail s	0	487	0	25 822
5111111000	Woven fabric, carded, wool/ animal hair > 85% weight < 300 g/ m; prin	0	202	0	3 391
5111119000	Woven fabric, carded, wool/ animal hair > 85% weight < 300 g/ m; oth	17 765	84 865	737 875	3 536 368
5111191000	Woven fabric, carded, wool/ animal hair > 85% weight > 300 g/ m; print	1	1	102	102

I.3. IM POR M ENURUT KOM ODITI / IM PORT BY HS COM M ODITY

\*\*\* AGUSTUS/ AUGUST 2014 \*\*\*

H S	Uraian Komoditi Commodity Description	Berat Bersih / Net Weight (Kg)		Nilai / Value C.I.F (US\$)	
		Bulan ini Current Month	Kumulatif Cum.Jan. to date	Bulan ini Current Month	Kumulatif Cum.Jan. to date
5111199000	Woven fabric,carded,wool/ animal hair>85%weight>300 g/m;oth p	58	3 232	1 644	96 509
5111200000	Other, mixed mainly or solely withman-made filaments	14 446	74 539	341 480	2 995 740
5111300000	Other, mixed mainly or solely withman-made staple fibres	6 260	254 241	277 888	2 391 469
5111900000	Other woven fabrics of carded wool orcarded fine animal hair	821	5 414	24 625	135 926
5112111000	Woven fabric,combed wool/ animal hair>85%weight<200 g/m;prin	268	22 539	1 764	357 575
5112119000	Woven fabric,combed wool/ animal hair>85%weight<200 g/m;oth	75 900	714 437	2 483 303	23 258 269
5112191000	Woven fabric,combed wool/ animal hair>85%weight>200 g/m;prin	6 158	235 401	70 990	2 522 621
5112199000	Woven fabric,combed wool/ animal hair>85%weight>200 g/m;oth	27 170	65 268	733 159	2 122 933
5112200000	Oth woven fabric,combed wool/ animal hairmix mainly/ solely with	15 174	109 615	369 006	3 221 738
5112300000	Oth woven fabric,combed wool/ animal hairmix mainly/ solely with	2 896	32 718	77 066	914 919
5112900000	Oth woven fabric,combed wool or of fineanimal hair.	8 639	61 845	280 549	1 397 314
5113000000	Woven fabrics of coarse animal hair or ohorse hair	0	94	0	2 106
5201000000	Cotton, not carded/ combed.	52 294 672	444 509 615	109 912 929	915 773 399
5202100000	Yarn waste (including thread waste)	0	182 513	0	92 847
5202990000	Cotton waste,not garnetted stock	15 057	80 674	125 404	710 169
5203000000	Cotton, carded/ combed.	773	4 117	8 382	48 863
5204110000	Cotton sewing thread,not for retail salecotton weight >=85%	116 704	660 442	867 463	4 282 631
5204190000	Cotton sewing thread,not for retail salecotton weight < 85%	47 037	340 069	474 605	3 185 162
5204200000	Cotton sewing thread, wether for sale	41 969	311 482	125 980	650 949
5205110000	Single yarn,of uncombed fibres measuring> 714.29 decitex, cotton	74 659	1 097 552	545 564	4 885 335
5205120000	Single yarnof uncombed fibres measuring232.58<decitex<714.29 ,	18 598	2 022 592	61 500	6 739 170
5205130000	Single yarnof uncombed fibres measuring192.31<decitex<232.56 ,	0	98 642	0	465 446
5205140000	Single yarnof uncombed fibres measuring125<decitex<192.32 , cot	112 480	510 722	609 780	2 865 970
5205210000	Single yarn,of combed fibres measuring>714.29 decitex, cotton > {	0	17	0	92
5205220000	Single yarn,of combed fibres measuring 232.56<decitex<714.29 , c	12 152	270 211	100 653	1 197 106
5205230000	Single yarn,of combed fibres measuring192,31 <decitex<232,56 coi	929 891	7 907 689	3 754 378	31 245 941
5205240000	Single yarn,of combed fibres measuring125<decitex <192,31 , cott	543 144	2 836 798	1 875 073	9 511 732
5205260000	Single yarn,of combed fibres measuring106,38<decitex< 125 , cott	0	20 208	0	100 266
5205310000	Multiple yarn,of uncombed fibres measure>714.29 decitex,cotton	268	5 879	2 834	103 315
5205320000	Multiple yarn,of uncombed fibres measure232.56<decitex<714.29	29 706	171 249	151 956	847 247
5205330000	Multiple yarn,of uncombed fibres measure192.31<decitex<232.31	0	34	0	961
5205350000	Multiple yarn,of uncombed fibres measure< 125 decitex, cotton >	0	5	0	222
5205410000	Multiple yarn,of combed measuring714.29 decitex/ more, cotton >	0	669	0	5 373
5205420000	Multiple yarn,of combed measuring232.56<decitex<714.29,cotton	2 289	222 063	13 542	1 210 113
5205440000	Multiple yarn,of combed measuring125<decitex< 192.31 , cotton >	58 068	222 298	472 094	1 975 364
5205460000	Multiple yarn,of combed measuring106,38<decitex< 125 ,cotton >	1 361	52 400	9 902	359 641
5205480000	Multiple yarn,of combed measuring< 83.33 decitex, cotton >85%	0	28 428	0	290 764
5206110000	Single yarn of uncombed fibres,measuring>714,29or decitex, cottc	34 922	131 741	257 224	1 044 652
5206120000	Single yarn of uncombed fibres,measuring232,56<decitex<714.29	0	3 782	0	7 563
5206130000	Single yarn of uncombed fibres,measuring192.31< decitex <232.56	121	6 070	4 513	33 622
5206140000	Single yarn of uncombed fibres,measuring125< decitex < 192.31 , c	5	5	12	12
5206210000	Single yarn, of combed fibres, measuring>714.29 desitex,cotton<8	0	3 600	0	53 382
5206220000	Single yarn, of combed fibres, measuring232.56<decitex<714.29 ,c	281 385	1 322 215	996 654	4 633 485
5206230000	Single yarn, of combed fibres, measuring192.31< decitex <232.56	34 587	305 787	112 536	1 104 886
5206240000	Single yarn, of combed fibres, measuring125<decitex< 192.31 ,cot	0	46 931	0	218 356
5206310000	Multiple yarn,of uncombed measuring> 714.29 decitex, cotton<85	0	5 413	0	34 140
5206320000	Multiple yarn,of uncombed measuring232.56<decitex< 714.29,cot	982	3 972	12 848	49 700
5206340000	Multiple yarn,of uncombed measuring125 <decitex< 192.31,cotton	0	19 932	0	239 782
5206420000	Multiple yarn,of combed fibres measuring232,56 <decitex< 714,29	2 974	21 423	20 714	188 525
5206440000	Multiple yarn,of combed fibres measuring125 <decitex< 191.31,ct	0	269	0	2 787
5206450000	Multiple yarn,of combed fibres measuring< 125 decitex cotton < 8	0	36 596	0	273 153
5207100000	Cotton yarn(oth sewing thread) retailsale,>=85% cotton by weight	8 801	51 969	60 462	557 919
5207900000	Cotton yarn(oth sewing thread) retailsale,< 85% cotton by weight	7 263	60 264	59 403	470 317
5208110000	Woven fabrics of cotton, unbleachedweighing <= 100 g/m, >=85%	151 545	822 113	1 714 737	7 888 863
5208120000	Woven fabrics of cotton, unbleached100<weighing<200 g/m, >=85	307 392	1 962 025	2 497 995	18 037 627
5208130000	Woven fabrics cotton,unbleached,3or4thread twill ,<200g/m,>=85	50	958	1 014	23 874
5208190000	Oth Woven fabrics cotton, unbleach,<200g/m,>=85%of cotton	791 016	5 836 367	8 373 415	65 465 327
5208210000	Woven fabrics of cotton,bleached,pleinweeve,weighing<100g/m,>	1 127	137 859	22 292	1 882 609
5208220000	Woven fabrics of cotton,bleached,pleinweave,100<weigh<200 g/n	81 640	509 236	850 682	5 492 010
5208230000	Woven fabrics cotton,bleached,3/ 4 threadtwill , weighing<200g/m	0	1 935	0	17 713
5208290000	Other Woven fabrics cotton,bleached,<200g/m,>=85%of cotton	187 693	1 376 616	1 654 008	12 701 030
5208310010	Woven fabrics cotton,dyed,voille/ chemivolle,weight <100 g/m,>=8	4 789	9 780	66 955	137 777
5208310020	Woven fabrics of cotton,dyed,cambrics100<weigh<200 g/m, >=85	1 200	1 200	28 128	28 128
5208310090	Other woven fabrics of cotton,dyed,weighing<200 g/m, >=85%of c	88 254	742 442	975 809	7 390 482

**I.3. IM POR M ENURUT KOM ODITI / IM PORT BY HS COM M ODITY**  
**\*\*\* AGUSTUS/ AUGUST 2014 \*\*\***

H S	Uraian Komoditi Commodity Description	Berat Bersih / Net Weight (Kg)		Nilai / Value C.I.F (US\$)	
		Bulan ini Current Month	Kumulatif Cum.Jan. to date	Bulan ini Current Month	Kumulatif Cum.Jan. to date
5208320000	Woven fabrics of cotton,dyed,plain weave weave ,weight <100 g/r	426 608	3 516 572	6 454 912	60 361 688
5208330000	Woven fabrics,dyed, 3-thread/ 4-threadtwill,weighing<200 g/ m, >=	26 621	253 455	252 765	2 469 517
5208390000	Other woven fabrics of cotton,dyed,weighing<200 g/ m, >=85%of c	382 021	2 565 103	3 548 783	26 523 274
5208410010	String Woven fabrics, cont>=85% ofcotton,of diff colour yarn, weig	2 031	23 196	30 353	313 721
5208410090	Oth woven fabrics, cont >=85% of cotton,of diff colour yarn, weigh	99 117	866 413	1 246 472	12 468 005
5208420010	String Woven fabrics,cont >=85%, cottonof diff colour yarn, weigh	141	5 147	2 089	90 502
5208420090	Oth Woven fabrics, cont >= 85% of cottonof diff colour yarn, weigl	563 387	5 015 567	8 853 283	74 661 767
5208430000	3-thread/4-thread twill, including cross weighing > 100 g/ m,>=85%	43 172	699 041	513 429	6 527 088
5208490000	Other fabrics of different color,weighing<200 g/ m, >=85%of cottor	177 255	921 126	1 420 263	7 175 688
5208511000	Plain weave,weinghing <=100g/ m2printed by the traditional batik	973	1 293	17 394	22 553
5208519000	Plain weave,weinghing <=100g/ m3, notprinted by the traditional b	4 024	58 343	70 816	1 159 848
5208521000	Plain weave,weinghing >100g/ m2printed by the traditional batik p	0	1 715	0	46 443
5208529000	Plain weave,weinghing >100g/ m3, notprinted bythe traditional ba	24 189	211 198	327 968	2 800 034
5208591000	Other fabrics; printed by traditionalbatik process,<200 g/ m, >=85%	0	8 069	0	127 154
5208599000	Other fabrics; not printed traditionalbatik process,<200 g/ m, >=85	31 476	347 757	306 801	2 651 191
5209110000	Plain weave,unbleached cont.>=85% of cotton, weight >200 g/ m2	68 683	635 705	565 448	5 100 672
5209120000	3-thread/ 4-thread twill,unbleached,>=85% of cotton, weight > 200	0	13 762	0	57 334
5209190000	Other fabrics unbleached,>=85% cotton,weighing > 200 g/ m2	497 676	4 152 896	4 548 788	37 885 963
5209210000	Woven fabric bleached ,Plain weave >=85%cotton, weighing > 200	32	12 025	507	168 764
5209220000	3-thread/ 4-thread twill,bleached,>=85%weighing>200g/ m	0	7 086	0	100 186
5209290000	Other woven fabric bleached ,cont 85%of cotton weight > 200 g/ m	66 657	439 044	789 825	5 171 598
5209310000	Woven fabrics dyed, plain weave,cont.85%of cotton, weight > 200	173 353	1 963 501	1 784 933	18 914 195
5209320000	3or4 thread incl cross twill,dyed,>= 85%,weight>200g/ m	210 100	1 962 412	2 070 048	18 966 114
5209390000	Other woven fabrics,dyed, cont.85% of cotton,weight > 200 g/ m2	297 464	3 365 059	2 329 449	27 948 535
5209410000	Woven fabrics of yarn different colours,plain weave,>=85% cotton	37 885	318 978	475 964	3 465 667
5209420000	Woven fabrics of yarn different colours,denim,>=85% cotton, weig	236 734	3 086 292	1 730 563	19 752 592
5209430000	3/ 4 thread twill,yarn different colours,plain weave,>=85% ctnn, wg	8 672	44 572	153 582	651 440
5209490000	Other woven fabrics of yarn differentcolours,>=85% ctnn, wght>20	46 904	418 663	489 538	3 463 837
5209519000	Woven fabrics, plain weave, not printedby batik process,>=85% ctn	0	13 015	0	152 477
5209529000	3or4 thread twill,not printed by batikprocess,>=85% ctnn, wght>20	21 768	51 581	200 425	498 909
5209591000	Other woven fabrics, printed by batikprocess,>=85% ctnn, wght>20	0	87	0	798
5209599000	Other woven fabrics, not printed bybatik process,>=85% ctnn, wgh	3 063	48 675	40 161	2 100 932
5210110000	Woven fabric,unbleached; plain weave< 85% cotton,weight<200g/	533 734	4 147 419	4 772 075	39 603 216
5210190000	Other woven fabric,unbleached; plainweave < 85% cotton,weight<	257 492	1 813 592	2 439 759	18 772 140
5210210000	Woven fabric,bleached; plain weave< 85% cotton,weight<200g/ m	33 983	128 709	170 796	1 368 752
5210290000	Other woven fabric,bleached; plain weave< 85% cotton,weight<20	40 423	126 904	599 639	1 949 678
5210310000	Woven fabric,dyed; plain weave< 85% cotton,weight<200g/ m2:	129 360	950 228	3 691 903	20 456 726
5210320000	Woven fabric,dyed;3/ 4-thread twill inclcross twill,< 85% cotton,we	8 487	64 618	141 855	488 827
5210390000	Other woven fabric,dyed; < 85% cotton,weight<200g/ m2:	20 884	264 071	335 273	4 544 738
5210410010	String weave,of yarn of different colour< 85% cotton,weight<200g	1 816	21 849	25 921	442 561
5210410090	Woven fabric,different colour,not string weave,< 85% cotton,weig	22 522	525 287	311 906	7 140 891
5210490000	Other woven fabric,different colour,plain weave,< 85% cotton,wei	2 887	75 885	43 934	907 740
5210519000	Woven fabric,plain weave, not printed bybatik process,< 85% cotto	1 103	2 133	11 151	14 733
5210591000	Other woven fabric,printed by batikprocess,< 85% cotton,weight<	0	2 312	0	53 559
5210599000	Other woven fabric,not printed by batikprocess,< 85% cotton,weig	240 737	707 630	1 748 229	5 598 082
5211110000	Woven fabric,unbleached;plain weave,< 85% cotton,weight>200g/	9 242	157 843	79 592	1 409 041
5211190000	Other woven fabric,unbleached,< 85% cotton,weight>200g/ m2	159 075	820 322	2 009 262	10 163 605
5211200000	Woven fabric,bleached;,< 85% cotton,weight>200g/ m2	0	12 651	0	93 448
5211310000	Woven fabric,dyed;plain weave,< 85% ofcotton,weight>200g/ m2	43 125	329 642	406 541	3 425 971
5211320000	Woven fabric,3/ 4 thread twill,dyed,< 85%of cotton,weight>200g/r	21 319	572 832	293 661	4 987 126
5211390000	Other woven fabric,dyed;< 85% of cotton,weight>200g/ m2	123 500	715 355	1 118 388	5 992 208
5211410090	Woven fabric,different colour,not string weave,< 85% cotton,weig	10 546	187 793	23 533	880 102
5211420000	Woven fabric,different colour,denim,< 85% cotton,weight>200g/ m	14 137	599 817	132 814	3 484 284
5211430000	Oth fabrics of 3-thread/ 4-thrd,<85%of co,weight>200g/ m2	0	37	0	1 616
5211490000	Oth fabrics of different colours< 85% cotton,weight>200g/ m2	3 690	34 155	16 148	135 283
5211519000	Woven fabric,plain weave,not printed bybatik procs,< 85% cotton,	589	589	5 817	5 817
5211529000	3-thre/ 4-thread twill, not printed bybatik< 85% cotton,weight>200	645	991	8 857	12 685
5211599000	Other Woven fabric,not printed by batik< 85% cotton,weight>200	30 125	257 913	198 989	1 932 980
5212110000	Oth wovenfabric ofcotton weight<=200g/ m2unbleached	76 807	431 502	1 266 600	6 483 633
5212120000	Oth wovenfabric ofcotton weight<=200g/ m2bleached	37	5 568	885	53 126
5212130000	Oth wovenfabric ofcotton weight<=200g/ m2dyed	13 717	61 515	169 552	648 413
5212140000	Oth wovenfabric ofcotton weight<=200g/ m2of yarns of differrent	110 540	1 572 033	827 033	12 073 497
5212159000	Oth wovenfabric ofcotton weight<=200g/ m2not printed by traditi	1 251	97 778	12 938	621 270
5212210000	Oth wovenfabric ofcotton weight>200g/ m2unbleached	511 529	3 050 887	4 854 543	28 684 149

I.3. IM POR M ENURUT KOM ODITI / IM PORT BY HS COM M ODITY

\*\*\* AGUSTUS/ AUGUST 2014 \*\*\*

H S	Uraian Komoditi Commodity Description	Berat Bersih / Net Weight (Kg)		Nilai / Value C.I.F (US\$)	
		Bulan ini Current Month	Kumulatif Cum.Jan. to date	Bulan ini Current Month	Kumulatif Cum.Jan. to date
5212220000	Oth wovenfabric ofcotton weight>200g/m2bleached	0	1 355	0	11 495
5212230000	Oth wovenfabric ofcotton weight>200g/m2dyed	0	323	0	8 399
5212240000	Oth wovenfabric ofcotton weight>200g/m2of yarns of differrent c	28 208	246 313	237 757	1 797 993
5212251000	Oth wovenfabric ofcotton weight>200g/m2printed by the traditio	0	2	0	2
5212259000	Oth wovenfabric ofcotton weight>200g/m2not printed by traditio	185	1 123	276	5 256
5301100000	Flax, raw/retted	0	585	0	5 001
5301290000	Flax, broken, scutched, heckled/ othwiseprocess, but notspun,not l	0	24 134	0	137 188
5303100000	Jute & oth textile bast fibres, raw/retted	129 200	827 729	161 170	975 969
5303900000	Jute & oth textile bast fibres,not raw/retted	0	66	0	737
5305001000	Ssal & oth textile fibres of the genusageve;tow & waste of these fi	186 000	1 305 340	269 900	1 875 346
5305002021	Textile fibres Of abaca; Raw	0	92 235	0	62 331
5305009010	Textile fibres; of ramie fibres	0	3 061	0	52 978
5305009090	Textile fibres; other of ramie	0	2 640	0	18 983
5306100000	Single flax yarnflax yarn	0	11 045	0	133 631
5306200000	Multiple (folded)/cabled flax yarn	0	286	0	5 606
5307100000	Single yarn of jute/of oth textile bastof heading 53.03.	30 062	224 178	22 616	269 177
5307200000	Multiple (folded)/cabled of jute/ othfibres bast fibres of heading 5	389 885	14 100 765	351 549	11 973 331
5308100000	Coir yarn	0	1	0	1
5308200000	True hemp yarn	1 759	7 610	11 625	49 605
5308901000	Paper yarn	0	63	0	5 042
5308909000	Other yarn of other vegetable textile fi	0	959	0	6 199
5309119000	Woven fabrics of flax cont>=85%by weightunbleached or not;not p	336	12 124	4 058	261 364
5309191000	Other Woven fabrics,flax cont>=85%byweight;print by traditional l	0	4 306	0	69 316
5309199000	Other Woven fabrics,flax cont>=85%weightnot print by traditional	14 504	29 715	348 820	830 941
5309219000	Woven fabrics of flax cont<85% by weightunbleached or not;not p	789	803	13 220	14 405
5309291000	Woven fabrics of flax cont<85% by weightoth;printby the tradition	0	8 261	0	116 272
5309299000	Woven fabrics of flax cont<85% by weightoth; not printed by the b	4 151	66 960	58 881	1 119 264
5310100010	Woven fabrics of jute or of oth textileUnbleached; plain	31 322	164 671	33 400	204 583
5310100090	Woven fabrics of jute or of oth textileUnbleached; other plain	86	152	211	531
5310909000	Other woven fabrics of jute/oth textilehead 53.03, not printed by l	1 120	2 825	10 646	39 436
5311009000	Woven fabrics of oth vegetable textilefibres&paper yarn; not print	20 035	61 846	61 425	181 548
5401101000	Sewing thread of man-made flment ofsynthetic filaments; for reta	9 568	131 697	140 625	1 275 378
5401109000	Sewing thread of man-made flment ofsynthetic filaments; not for i	232 283	3 130 789	1 449 100	13 324 403
5401201000	Sewing thread of man-made flment ofartificial filaments; for retail	2 233	15 951	22 159	108 281
5401209000	Sewing thread of man-made flment ofartificial filaments;not for re	6 704	101 031	61 114	721 062
5402110000	Syntthatic filament yarn (oth than sewingHigh tenacity yarn of nylo	3 680	103 303	70 229	1 960 156
5402190000	Syntthatic filament yarn (oth than sewingHigh tenacity yarn of nylo	465 284	4 908 057	2 311 917	21 938 692
5402200000	Syntthatic filament yarn (oth than sewingHigh tenacity yarn of poly	1 006 923	7 222 688	2 735 870	20 403 147
5402310000	Textured yarn of nylon/oth polyamidesmeasuring single yarn <= 50	208 199	2 292 101	1 363 519	13 110 525
5402320000	Textured yarn of nylon/oth polyamidesmeasuring single yarn > 50	47 882	489 708	136 778	1 746 651
5402330000	Textured yarn of polyesters	2 659 592	17 140 732	5 784 727	40 449 467
5402340000	Textured yarn of polypropylene syntheticfilament	94 286	2 440 588	232 803	5 872 589
5402390000	Other texture synthetic filament yarn	375 424	1 417 250	412 799	2 343 127
5402440000	Oth yarn, single, with a twist or not<50turn/m; elastomeric	1 203 357	7 537 521	9 760 223	59 822 802
5402450000	Oth yarn, single, with a twist or not<50turn/m; oth, of nylon/oth p	153 610	2 012 478	623 898	6 623 773
5402460000	Oth yarn, single, with a twist or not<50turn/m; oth, of polyesters,p	1 830 598	17 344 584	2 915 934	26 879 292
5402470000	Oth yarn, single, with a twist or not<50turn/m; oth, of pollester	1 944 783	17 648 647	4 573 806	37 043 766
5402480000	Oth yarn, single, with a twist or not<50turn/m; oth, of polipropiler	119 415	1 095 444	94 759	1 450 585
5402490000	Oth yarn, single, oth thn, of elast, nylpolyester,polypropylene,<=50	1 661 076	7 610 601	4 060 029	21 998 779
5402510000	Oth yarn, single, with a twist or not>50turn/m; of nylon or oth pol	1 429	4 201	15 458	47 362
5402520000	Oth yarn, single, with a twist or not>50turn/m; of nylon or oth pol	31 256	196 769	74 174	1 352 018
5402599000	Oth yarn, single, with a twist or not>50turn/m; other; other	82	8 656	3 145	148 370
5402610000	Oth yarn, multiple or cableof nylon or polyamides	60 518	291 810	319 879	1 383 156
5402620000	Oth yarn, multiple or cableof polyesters	432 244	3 737 948	840 963	8 004 993
5402691000	Oth yarn, multiple or cableof other : polypropylena	122 007	892 275	373 636	2 092 088
5402699000	Oth yarn, multiple or cableof other : oth than polypropylena	80 106	263 681	199 729	810 673
5403100000	Artificial filament yarn (not sewing)hight tenacity yarn of viscose r	2 793	15 081	16 075	82 566
5403311000	Artificial filament yarn,oth yarn,singleof viskosa twist/not <120 tur	0	4 459	0	27 524
5403319000	Artificial filament yarn,oth yarn,singleof viskosa twist/not <120 tur	259 610	1 772 992	443 480	3 800 393
5403321000	Artificial filament yarn,oth yarn,singleof viskosa twist/not >120 tur	0	32 979	0	108 779
5403329000	Artificial filament yarn,oth yarn,singleof viskosa twist/not >120 tur	3	218 714	21	53 070
5403339000	Artificial filament yarn,oth yarn,singleof cellulose acetate: oth text	0	92	0	558
5403391000	Artificial filament yarn,oth yarn,singleof other : textured yarn	3 112	20 516	19 418	141 619
5403399000	Artificial filament yarn,oth yarn,singleof other : oth textured yarn	4 117	44 703	17 802	137 147

I.3. IM POR M ENURUT KOM ODITI / IM PORT BY HS COM M ODITY

\*\*\* AGUSTUS/ AUGUST 2014 \*\*\*

H S	Uraian Komoditi Commodity Description	Berat Bersih / Net Weight (Kg)		Nilai / Value C.I.F (US\$)	
		Bulan ini Current Month	Kumulatif Cum.Jan. to date	Bulan ini Current Month	Kumulatif Cum.Jan. to date
5403411000	Artificialfilament yarn,oth yarn,multiple or cable: of viscose rayon;t	0	19 170	0	54 855
5403419000	Artificialfilament yarn,oth yarn,multiple or cable: of viscose rayon; c	63 271	426 900	165 248	1 340 293
5403421000	Artificialfilament yarn,oth yarn,multiple or cable: of cellulose acetat;t	0	31 155	0	228 993
5403429000	Artificialfilament yarn,oth yarn,multiple or cable: of cellulose acetat;	1 541	9 088	89 688	603 244
5403491000	Artificialfilament yarn,oth yarn,multiple or cable: of other ; textured	350	3 649	3 589	21 174
5403499000	Artificialfilament yarn,oth yarn,multiple or cable: of other ; oth textu	9 673	151 034	53 401	935 706
5404110000	Synth monofilament of elastomeric >=67decitex,dimension<=1mm,	30 814	199 859	186 849	843 739
5404120000	Synth monofilament oth of polypropylne >=67decitex,dimension<=1n	4 854	171 725	26 465	576 473
5404190000	Synth monofilament other >=67decitex dimension<=1mm, width<=f	117 100	864 361	1 025 032	6 973 678
5404900000	Synthetics other than filaments exceeds<1 mm, width <= 5 mm	166 452	678 065	212 914	1 353 510
5406000000	Man-made filament yarn(oth than sewing thread) put up for retail	8	9 437	160	38 899
5407102010	Woven fabrics of synt filament yarn from high of nylon/oth : tyre fa	8 193	38 530	338 880	769 901
5407102090	Woven fabrics of synt filament yarn from high of nylon/oth : tyre fa	92 191	1 257 862	1 556 322	20 392 859
5407109010	Woven fabrics of synt filament yarn from high of nylon/oth : other	31 608	283 469	271 474	2 079 764
5407109090	Woven fabrics of synt filament yarn from high of nylon/oth : other	198 291	1 256 330	3 520 209	17 393 882
5407200000	Woven fabrics of synt filament yarn woven fabrics obtained from st	70 407	642 149	333 922	2 075 400
5407300000	Woven fabrics of synt filament yarn fabrics specified in nota 9 to se	10 916	29 081	181 394	601 233
5407411000	Woven nylon mesh fabric of untwisted weight >=85% of flmnt of n	177 623	703 288	1 722 439	7 018 794
5407419000	Oth woven nylon mesh fabric of untwisted weight >=85% of flmnt (	146 519	790 466	1 492 525	9 168 442
5407420000	Woven fabrics of synt filament yarn from nylon cont >85% ; dyed	245 145	2 740 138	4 777 420	46 389 866
5407430000	Woven fabrics of synt filament yarn from nylon cont >85% ; of yarn o	15 108	53 375	52 111	213 912
5407440000	Woven fabrics of synt filament yarn from nylon cont >85% ; printec	10 985	45 877	193 071	909 185
5407510000	Woven fabrics of synt filament yarn from polyester cont >85% ; un	1 414 047	10 859 830	7 686 257	53 269 672
5407520000	Woven fabrics of synt filament yarn from polyester cont >85% ; dy	1 376 317	9 918 452	14 237 267	123 633 316
5407530000	Woven fabrics of synt filament yarn from polyester cont >85% ; of y	8 151	191 347	122 552	855 519
5407540000	Woven fabrics of synt filament yarn from polyester cont >85% ; pri	91 146	786 685	1 335 607	10 570 562
5407610010	Oth woven fabrics,cont >=85% of by weight of nontextured polyst fi	640 290	6 703 910	3 827 950	38 841 939
5407610090	Oth woven fabrics,cont >=85% of by weight of nontextured polyst fi	921 089	10 169 031	5 901 977	62 310 668
5407690010	Oth woven fabrics,cont >=85% of by weight of polyst filamnt: unble	472 793	3 200 788	4 188 807	28 405 559
5407690090	Oth woven fabrics,cont >=85% of by weight of polyst filamnt: other	618 579	4 045 703	5 758 853	40 499 440
5407710000	Oth woven fabrics,cont >=85% of by weight of synthet filamnt: unbl	450 594	3 520 748	2 696 976	19 042 126
5407720000	Oth woven fabrics,cont >=85% of by weight of synthet filamnt: dyec	28 292	413 247	610 893	6 481 762
5407730000	Oth woven fabrics,cont >=85% of by weight of synthet filamnt: of y;	0	2 911	0	29 012
5407740000	Oth woven fabrics,cont >=85% of by weight of synthet filamnt: prin	33 717	194 920	454 711	2 165 807
5407810000	Oth woven fabrics,cont <85% of by weight of synthet filamnt-mixed	1 175	19 777	6 879	333 337
5407820000	Oth woven fabrics,cont <85% of by weight of synthet filamnt-mixed	49 550	453 236	925 066	7 584 626
5407830000	Oth woven fabrics,cont <85% of by weight of synthet filamnt-mixed	60	23 684	1 040	225 134
5407840000	Oth woven fabrics,cont <85% of by weight of synthet filamnt-mixed	1 416	87 378	38 861	1 554 077
5407910000	Woven fabrics of synt filament yarn of other woven fabric; unbleac	186 537	974 168	331 275	1 907 864
5407920000	Woven fabrics of synt filament yarn of other woven fabric; dyed	111 325	1 029 260	895 537	8 424 469
5407930000	Woven fabrics of synt filament yarn of other woven fabric; of yarn c	1 983	7 883	25 570	102 814
5407940000	Woven fabrics of synt filament yarn of other woven fabric; printed	1 240	3 912	12 528	55 101
5408100010	Woven fabrics of artificial filament yarn from high tenacity yarn of vis	4 011	31 913	38 267	499 652
5408100090	Woven fabrics of artificial filament yarn from high tenacity yarn of v	176 154	1 395 727	1 462 270	13 055 159
5408210000	Woven fabrics of artificial filament yarn cont >85% weight : umblea	34 246	241 260	339 535	2 411 941
5408220000	Woven fabrics of artificial filament yarn cont >85% weight or strip/t	53 272	441 223	581 230	4 575 976
5408230000	Woven fabrics of artificial filament yarn cont >85% weight: of yarn o	938	4 120	14 748	64 520
5408240000	Woven fabrics of artificial filament yarn cont >85% weight or strip/t	31 823	115 566	561 311	1 635 795
5408310000	Woven fabrics of artificial filament yarn oth woven fabric: unbleach	2	305	45	5 691
5408320000	Woven fabrics of artificial filament yarn oth woven fabric: dyed	4 339	19 335	80 857	322 303
5408330000	Woven fabrics of artificial filament yarn oth woven fabric: of yarn of	315 697	561 810	428 622	740 154
5408340000	Woven fabrics of artificial filament yarn oth woven fabric: printed	795	2 789	21 995	105 566
5501100000	Synthetic filament tow of nylon or other polyamides	42 504	412 912	454 894	6 965 015
5501200000	Synthetic filament tow of polyesters	248 870	1 566 007	2 030 591	15 076 913
5501300000	Synthetic filament tow of acrylic or modacrylic	2 466 143	25 687 935	7 354 818	68 942 372
5501400000	Synthetic filament tow of polypropylene	72 274	241 380	187 660	480 601
5501900000	Synthetic filament tow Other	2 670	144 205	21 460	681 733
5502000000	Artificial filament tow	3 375 245	27 382 747	20 766 793	171 490 428
5503110000	Synthetic staple fibres of nylon or othr polyamides of aramids	10 897	123 365	301 290	2 070 145
5503190000	Synthetic staple fibres of nylon or othr polyamides of oth than arar	43	450 786	193	2 544 400
5503200000	Synthetic staple fibres of polyesters	13 980 787	89 038 167	20 082 845	129 775 039
5503300000	Synthetic staple fibres of acrylic or modacrylic	2 309 475	15 756 433	6 344 492	40 994 979
5503400000	Synthetic staple fibres of polypropylene	667 799	2 969 060	1 677 453	7 554 030
5503900010	Synthetic staple fibres of other : of viscose rayon	48 668	1 179 064	200 848	4 095 847

**I.3. IM POR M ENURUT KOM ODITI / IM PORT BY HS COM M ODITY**  
**\*\*\* AGUSTUS/ AUGUST 2014 \*\*\***

H S	Uraian Komoditi Commodity Description	Berat Bersih / Net Weight (Kg)		Nilai / Value C.I.F (US\$)	
		Bulan ini Current Month	Kumulatif Cum.Jan. to date	Bulan ini Current Month	Kumulatif Cum.Jan. to date
5503900090	Synthetic staple fibres of other :other than viscose rayon	267 399	2 274 229	999 850	8 729 434
5504100000	Artificial staplefibres notcarded,combedothwise procss for spin:of	6 839 492	48 675 852	12 506 562	90 827 059
5504900000	Artificial staplefibres notcarded,combedothwise procssfor spin: oth	97 193	880 468	275 900	2 663 219
5505100000	Waste of man-made fibresof synthetic fibres	147 202	817 586	83 979	529 586
5505200000	Waste of man-made fibresof artificial fibres	0	1 092 490	0	246 260
5506100000	Synth staple fibres carded,combad orothwise prcs forspin:of nylon	86 213	317 606	852 842	2 896 856
5506200000	Synth staple fibres carded,combad orothwise procesfor spin:of pol	406 216	3 171 273	3 811 944	31 276 061
5506300000	Synth staple fibres carded,combad orothwise procesforspin:acrylic	122 254	676 362	399 851	2 451 505
5506900000	Synth staple fibres carded,combad orotherwise process for spinn :	9 050	128 799	102 967	1 253 110
5507000000	Artificial staple fibres, carded, combedothrwise processed for spin	11 375	11 804	29 658	32 664
5508101000	Sewing thread of man-made staple fibreswether for sale or no:of s	57 597	623 328	211 710	2 335 955
5508109000	Sewing thread of man-made staple fibreswether for sale or no: oth	342 710	3 203 868	951 550	7 948 837
5508201000	Sewing thread of man-made staple fibreswether forsale or no:of a	860	4 548	10 785	50 342
5508209000	Sewing thread of man-made staple fibreswether forsale or no: oth	3 967	67 167	133 403	474 832
5509110000	Single yarn cont >=85% by weight ofstaple fibres of nylon/oth poly	8 433	54 438	113 606	671 048
5509120000	Multiple/ cabled yarn cont>=85% byby weight ofstaple fbre ofnylo	6 532	11 685	44 090	105 185
5509210000	Single yarn cont >=85% by weight ofpolyester staple fibres	414 290	5 092 217	690 888	8 872 446
5509220000	Multiple (folded)/cabled yarn cont.>=85%of polyester staple fibres	96 457	1 191 646	390 085	4 020 705
5509310000	Single yarn cont >=85% by weight ofacrylic/ modacrylic staple fibre	0	1 374	0	9 833
5509320000	Multiple/ cabled yarn cont>=85% by weightof acrylic/ modacrylic st	14 891	306 971	79 142	1 610 373
5509410000	Single yarn cont >=85% by weightof synthetic staple fibres	621	37 396	4 354	502 626
5509420000	Multiple (folded)/cabled yarn cont.>=85%of synthetic staple fibres	18 793	93 200	93 840	648 415
5509510000	Oth yarn of polyester staple fibresmixed mainly with artificial stapl	10 052	149 539	53 276	355 031
5509529000	Oth yarn of polyster staple fbres,othermixed mainly/ solely wth wc	25 357	30 784	54 709	88 142
5509530000	Oth yarn of polyester staple fibresmixed mainly/solely with cotton	111 703	1 325 616	332 448	3 764 621
5509590000	Oth yarn of polyester staple fibresother	48 755	202 365	200 785	883 492
5509610000	Oth yarn ofacrylic/ modacrylic staple fbrmixed mainly/solely wth w	4 484	32 473	68 547	403 125
5509620000	Oth yarn ofacrylic/ modacrylic staple fbrmixed mainly/solely with c	97 311	201 649	146 113	311 174
5509690000	Oth yarn ofacrylic/ modacrylic staple fbrother	17 672	121 683	196 959	742 178
5509910000	Other yarn mixed mainly or solely withwool/ fine animal hair	139	6 066	6 612	77 237
5509990000	Other yarn mixed other thanwool/ fine animal hair & cotton	0	13 973	0	82 330
5510110000	Single yarn cont >=85% by weightof artificial staple fibres	198 741	1 812 383	446 514	3 670 065
5510120000	Multiple/ cabled yarn cont.>=85%by weight/ artificial staple fibres	0	15 455	0	95 502
5510200000	Oth yarn, mixed mainly/solely withcont>=85% of weight of artificl	81	178	316	1 092
5510300000	Other yarn, mixed mainly/solely cont>=85% of weight with cotton	142 337	814 273	496 931	3 122 924
5510900000	Other yarn of artificial staple fibrescont>=85% of weight	53 952	404 357	433 669	3 052 324
5511101000	Yarn of synthtic staple fibres,cont>=85%weight of such fbrs knitting	2 454	72 406	33 175	618 956
5511109000	Yarn of synthtic staple fibres,cont>=85%weight of such fibres : oth	33 284	286 663	60 386	951 213
5511201000	Yarn of synthtic staple fibres,cont <85%weight of such fbrs knitting	0	938	0	4 470
5511209000	Yarn of synthtic staple fibres,cont <85%weight of such fibres : oth	1	21 286	19	55 066
5511300000	Yarn of artificial staple fibresput up for retail sale	1 790	18 991	42 887	405 146
5512110000	Woven fabrics of synthetic staple fibrecont>85% wight of polyeste	132 995	476 736	573 538	2 249 412
5512190000	Woven fabrics of synthetic staple fibrecont>85% wight of polyeste	591 974	2 631 772	5 124 197	24 034 927
5512210000	Woven fabrics of synthetic staple fibrecont>85%weight of acrylic/m	23 067	71 301	137 712	488 975
5512290000	Woven fabrics of synthetic staple fibrecont>85%weight of acrylic/m	60 955	928 321	650 995	10 273 969
5512910000	Woven fabrics of synthetic staple fibrecont>85%weight of oth : un	1 597	5 883	24 450	102 945
5512990000	Woven fabrics of synthetic staple fibrecont>85%weight of oth th p	8 875	103 514	302 544	2 189 950
5513110000	Wovn fbrcs of plyster stple fbre bleacheplain weave <=85% mix w/	131 521	1 180 795	1 678 741	12 507 800
5513120000	3-thread /4-thread twill, incl twill polstaple fibres <=85% w/ cotton	9 037	51 620	230 641	913 318
5513130000	Oth woven fbrcs of polyester stple fbr<=85% mixed wght <170 g/n	882 732	5 497 601	6 852 317	45 822 891
5513190000	Oth woven fabrics <85% mixed cottonweight <170 g/m of cotton	50 997	110 810	458 299	1 097 115
5513210000	Dyed woven fabrics of polyester staplefibres, plain weave<85% of	283 710	4 524 063	2 126 962	16 933 651
5513230000	Oth dyed woven fabric ofpolyester staplefibres <85%, cotton<170	40	13 989	2 398	180 435
5513290000	Oth woven fabrics <85% such fibres, mixed cotton<170 g/m dyed	287 117	2 117 870	3 157 760	21 258 324
5513310000	Woven fabrics of yarn of diff color of polyester stpe fbrs,plain wea	54 622	421 789	315 140	2 521 419
5513390000	Oth woven fabrics<85% of such fibresweight <170 g/m of cotton: c	22 149	139 140	247 094	1 861 270
5513410000	Printed polyester staple fibres, plainweave <85% of fbr, cotton<17	273 601	2 810 891	637 434	8 930 690
5513490000	Other woven fabrics<85% of fibresweight <170 g/m of cotton	1 366	3 441	23 504	47 011
5514110000	Woven fbrcs of polyester staple fibresplain weave <=85%,cotton >	21 453	335 247	313 052	3 605 592
5514120000	3-thread/4-thread twill, incl twill ofpolyester stpl fbrs<85%, cotton	0	13 516	0	144 200
5514190000	Other woven fabrics<85% of fibresmixed weight >170g/m of cotto	194 876	784 910	2 401 536	12 138 099
5514210000	Dyed polyester staple fbrs, plain weavestaple fbrs<85%, cotton >1	574	19 074	7 564	185 223
5514220000	Woven fabric of synt; dyed<85% with ctto3-thread/4-thread twill,i	3 553	47 928	37 037	634 079
5514230000	Woven fabric of synt; dyed<85% with ctto dyed; oth woven fbr pol	152 063	3 113 878	327 689	4 245 292

**I.3. IM POR M ENURUT KOM ODITI / IM PORT BY HS COM M ODITY**  
**\*\*\* AGUSTUS/ AUGUST 2014 \*\*\***

H S	Uraian Komoditi Commodity Description	Berat Bersih / Net Weight (Kg)		Nilai / Value C.I.F (US\$)	
		Bulan ini Current Month	Kumulatif Cum.Jan. to date	Bulan ini Current Month	Kumulatif Cum.Jan. to date
5514290000	Other woven fabrics<85% of fibres mixedweight >170g/m of cotto	146 761	2 025 364	252 909	3 089 402
5514300000	Woven fabrics of synth stple fibre <85%, cotton >170 g/m, diff colk	59	184 969	50	230 163
5514410000	Printed polyester staple fibres, plainweave <85% of fbr, cotton >17	27 357	347 707	279 340	3 570 717
5514420000	Prnt 3-thread/ 4-thread twill,incl twlpolyester stple fbr<85%, cotto	8 377	94 299	89 449	741 100
5514430000	Oth printd woven fabrics of polyesterstpl fbr <85%, cotton >170 g/	17 429	97 307	271 744	1 193 963
5514490000	Oth printed woven fabrics<85% suchfibres, weight >170 g/m of co	42 841	348 029	145 820	1 456 975
5515110000	Oth wvn fbrcs of synth stple fbrs ofpolyester stpl fbr mixed viscos	325 604	2 314 491	3 087 233	25 092 466
5515120000	Oth wvn fbrcs of synth stple fbrs ofpolyester stpl fbr mixed w/ m-i	11 599	151 432	329 253	1 333 958
5515130000	Oth wvn fbrcs of synth stple fbrs ofpolyster stpl fbr mix w/wool/a	24 663	243 088	482 328	4 460 733
5515190000	Other woven fabrics of synth stple fbr of other polyester staple fibr	24 762	393 323	465 804	6 301 334
5515210000	Oth wvn fbrcs of acrylic/ modacrylicmixed/solely with man-made fi	168	7 679	916	53 998
5515220000	Oth wvn fbrcs of acrylic/ modacrylicmixed/solely w/ wool/ fine anm	130	26 110	189	245 719
5515290000	Oth wvn fbrcs of acrylic/ modacrylicmix w/ other than man-made fi	1 234	15 955	2 547	58 317
5515910000	Oth woven fabrics mixed mainly/solelyman-made filaments	3 082	33 326	77 814	1 025 081
5515991000	Oth woven fabrics mixed mainly/solelyw/ wool/ fine anml hair	377	2 307	8 463	46 005
5515999000	Oth woven fabrics mixed mainly/solelywith other than man-made	7 718	58 120	100 111	763 094
5516110000	Unbleached/bleached woven fabrics ofartificial staple fibre;weight	131 331	837 045	668 853	5 273 207
5516120000	Dyed woven fbrcs of artificial staplefibre; weight>=85%	113 666	572 819	1 694 061	8 349 712
5516130000	Woven fabrics of yarns of diff colorweight>=85% of artificial staple	89	5 468	1 439	70 766
5516140000	Printed woven fabrics; wght>=85% ofartificial staple fibres	5 655	122 559	103 240	1 653 227
5516210000	Un/bleached woven fabrics of artificialstaple fibre mix m-m-f;weig	41	2 689	423	35 557
5516220000	Dyed woven fabrics of artificial staplefibre mix m-m-f;weight<85%	11 445	72 943	188 077	1 310 057
5516230000	Woven fabrics of yarn of diff colorartficial stple fbr mix m-m-f;wegl	308	6 804	5 803	29 500
5516240000	Printed woven fabrics of artifcl staplefibre mixed with m-m-f;weigl	447	10 304	8 689	256 797
5516310000	Un/bleached woven fabrics of artificialstaple fibre mixed w/wool;v	883	935	11 761	12 303
5516320000	Dyed woven fabrics of artificial staplefibre mixed with wool;weigh	5 456	46 732	106 450	3 139 750
5516330000	Woven fbrc of yarn of diff color staplefibre mixed with wool;weigh	0	2 265	0	47 212
5516410000	Un/bleached woven fabrics of artificialstaple fibre mixed cotton;w	228	8 600	2 880	99 047
5516420000	Dyed woven fabrics of artificial staplefibre mixed with cotton;weig	0	2 782	0	64 782
5516430000	Woven fabrics of yarn of diff colorsmixed with cotton;weight<85%	125	15 890	4 605	248 589
5516440000	Printed woven fbrcs of artifcl staplefibre mixed with cotton;weigh	589	589	4 963	4 963
5516910000	Other un/bleached woven fabrics ofstaple fbr	3 102	11 251	30 402	106 904
5516920000	Other woven fabrics of artificial staplefibre,un/bleached	7 757	41 803	113 336	758 889
5516930000	Other woven fabrics of artificial staplefibre,dyed	0	6 209	0	28 299
5516940000	Other woven fabrics of artificial staplefibre,of yarn diff colours	75 370	1 120 069	710 829	10 283 959
5601210000	Wadding of cotton,length<=5mm	58 462	600 978	506 854	6 218 041
5601220010	Wadding of cotton m-m-f of wrappedcigarette tow,length<=5mm	18 189	330 133	242 640	3 180 820
5601220090	Wadding of cotton m-m-f of oth wrappedcigarette tow,length<=5r	8 699	220 488	95 539	2 300 652
5601290000	Wrapped of other than cotton man-madefibres	15 561	100 912	24 860	174 012
5601301000	Polyamide fibre flock of wadding,length<=5mm	4 314	45 780	60 455	353 157
5601309000	Textile flock & dust mill neps oth thanpolyamide fibre flock,length	24 004	123 612	213 552	918 331
5602100000	Needleloom felt & stitch-bonded fibrecovered/ laminated.	41 180	392 139	246 018	1 660 920
5602210000	Oth felt of wool/ fine animal hair,notimpregnated,coated,covered	2 071	34 602	24 736	481 825
5602290000	Oth felt of oth textile materials,notimpregnated,coated,covered	1 487 440	4 574 190	1 387 991	4 857 470
5602900000	Felt, oth thn needleloom&oth felt notimpregnated, coated, covered	43 596	621 926	601 993	7 665 680
5603110000	Non woven of man-made filament, notimprgnatd,cvred/lminate	2 080 371	13 527 622	6 565 846	44 570 929
5603120000	Non woven of m-m-f, not imprgnated,covred/lminated; 25g/ m<w	1 097 523	9 824 456	4 088 959	33 045 051
5603130000	Non woven of m-m-f, not imprgnated,covred/lminated; 70g/ m<w	302 772	3 127 989	1 341 402	11 959 314
5603140000	Non woven of m-m-f, not imprgnated,covered/ laminated; weight>	964 407	9 202 463	4 628 014	34 295 253
5603910000	Non woven of oth m-m-f, weight=<25g/ m2	314 364	2 373 645	1 610 077	10 623 421
5603920000	Non woven of oth m-m-f,25g/ m2<weighing=<70g/ m2	602 774	3 950 754	2 677 704	19 422 209
5603930000	Non woven of oth m-m-f,70g/ m2< weighing=<150g/ m2	63 951	522 337	455 455	4 142 236
5603940000	Non woven of oth m-m-f,weight=<150g/ m2	620 706	5 815 472	2 766 324	24 336 403
5604100000	Rubber thread & cord, textile covered & the like head 5404/ 5405	72 598	483 953	1 495 541	8 950 102
5604901000	Imitation catgut,of silk yarn	1 039	13 594	12 491	192 760
5604902000	Rubber impregnated textile thread yarn	705	31 549	11 493	383 162
5604903000	High tenacity yarn of polyester,of nylon/oth polyamides/of viscos	4 759	444 897	49 923	1 747 604
5604909000	Oth thn rubber thread&cord, textilecoverd&the like head 5404/ 54	36 062	281 580	427 903	3 616 942
5605000000	Metallised yarn,whether/ not gimped,being textl yarn/ strip like he;	5 372	67 846	71 589	594 939
5606000000	Gimped yarn,&strip&like of head 5404/ 5405,gimped,chenille yarn	63 655	1 163 181	206 039	2 905 498
5607210000	Binder/ baler twine of sisal/ oth textilefbrs of genus agave	3 165	46 539	25 618	221 749
5607290000	Oth binder/ baler twine of sisal/ othtextile fbrs of genus agave	98 538	554 185	385 770	3 108 878
5607410000	Binder/ baler twine of polyethylene/ polypropylene	2 656	64 903	15 102	116 584
5607490000	Oth binder/ baler twine of polyethylene/ polypropylene	1 182 841	8 917 281	1 547 675	12 553 849

**I.3. IM POR M ENURUT KOM ODITI / IM PORT BY HS COM M ODITY**  
**\*\*\* AGUSTUS/ AUGUST 2014 \*\*\***

H S	Uraian Komoditi Commodity Description	Berat Bersih / Net Weight (Kg)		Nilai / Value C.I.F (US\$)	
		Bulan ini Current Month	Kumulatif Cum.Jan. to date	Bulan ini Current Month	Kumulatif Cum.Jan. to date
5607501000	V-belt cord of man-made fibres treatedresorcinol formaldehyde>=	23 792	100 006	395 674	3 047 601
5607509000	Oth v-belt cord of m-m-fibrs treatedresorcinol formaldehyde>=100	129 429	1 006 309	632 985	5 127 981
5607901000	Twine,cordage,ropes&cables of artificialfibres	14 584	139 263	179 428	795 128
5607902000	Twine,cordage,ropes&cables of abaca/ othhard fibres	0	38	0	261
5607903000	Twine,cordage,ropes&cables of jute/ othtextile bast fibr head 5300	27 000	169 620	19 305	124 105
5607909000	Oth twine,cordage,ropes&cables	77 277	627 133	598 813	4 702 388
5608110000	Made up fishing net of man-made textilematerials	511 561	3 295 106	731 545	4 530 076
5608192000	Net bags of man-made textile material	11 267	156 686	57 386	762 513
5608199000	Oth net bags of man-made textilematerials	104 025	732 191	357 259	1 867 585
5608901000	Net bags of oth man-made textilematerials	2 848	18 392	1 174	115 545
5608909000	Oth net bags of oth man-made textilematerials	40 170	645 174	83 462	1 460 663
5609000000	Articles of yarn,strip/the like of head5404/ 5405,twine,cordage,rop	179 716	1 401 491	1 242 785	9 028 922
5701101000	Prayer rugs of carpet of wool/ fineanimal hair	197	201	3 188	5 757
5701109000	Oth prayer rugs of carpet of wool/ fineanimal hair	0	102	0	10 020
5701901900	Oth prayer rugs of carpet of cotton	0	6 109	0	26 780
5701909900	Oth prayer rugs of carpet oth than wool/ cotton	2 469	2 585	8 297	24 731
5702200000	Floor covering of coconut fibres (coir)not tufted/ flocked	3 375	64 654	9 396	121 168
5702310000	Floor cov of pile construct of wool/ fineanimal hair,not made up, no	0	13 490	0	39 416
5702391000	Floor cov of pile construct of cottonnot made up, not tufted/ flocke	0	11 280	0	68 137
5702399000	Floor cov of pile construct of othtextile materials, not made up,no	0	384	0	1 939
5702411000	Prayer rugs of floor cov of pileconstruct,made up of wool/ fine anml	0	20 405	0	48 765
5702419000	Oth prayer rugs of floor cov of pileconstruct,made up of wool/ fine a	0	25 255	0	60 460
5702421000	Prayer rugs of floor cov of pileconstruct,made up of man-made text	72 833	768 758	141 195	1 440 313
5702429000	Oth prayer rugs of floor cov of pileconstruct,made up of man-made	984	413 764	1 976	1 124 544
5702491900	Oth prayer rugs of floor cov of cottonof pile construct,made up	4	6 558	135	63 453
5702501000	Oth floor cov of cotton not of pileconstruct,not made up	0	13	0	521
5702509000	Oth floor cov of oth textile materialnot of pile construct,not made	6 371	6 371	13 154	13 154
5702911000	Prayer rugs not of pile construct made upof wool/ fine animal hair	0	28	0	6 352
5702919000	Oth floor cov not prayer rug not of pileconstruct made up of wool/ f	442	442	28 926	28 926
5702921000	Prayer rugs not of pile construct made upof man-made textl matrils	25 275	155 530	42 360	254 430
5702929000	Oth floor cov not prayer rug not of pileconstruct,md up,of man-mac	83 504	339 651	62 952	310 261
5702991900	Oth floor cov not prayer rug not of pileconstruct,md up,of cotton,ot	158	32 691	4 862	64 825
5702992000	Oth flr cov.not of pile cnstrct,made upof jute fibres,oth textile mat	4	79	119	1 478
5702999000	Oth flr cov.not of pile cnstrct,made upoth thn cttn&jute fibres,oth	0	231	0	2 917
5703101000	Floor mats of wool/ fine anml hairwhthr/ not made up	0	20	0	19
5703109000	Carpet&oth txtl flr cov.,tufted, whthr/ not made up,of wool/ fine ar	111	11 253	6 153	97 650
5703209000	Carpet&oth txtl flr cov,tufted,not prayrug,not made up,of nyln/ oth	154 857	1 088 963	531 607	3 563 595
5703301000	Prayer rugs of cotton, whthr/ notmade up,of oth man-md-txtl mtrl	0	29 163	0	116 915
5703309000	Carpet&oth txtl flr cov,tufted,not prayrug,of cttn not made up,of c	206 471	2 591 802	778 122	7 488 038
5703901900	Carpet&oth txtl flr cov.,tufted, whthr/ not made up,of cotton,oth t	2 300	27 561	14 030	208 048
5703902100	Floor mats of jute fibres whthr/ notmade up,of oth txtl mtrls	213	213	1 895	1 895
5703902900	Carpet&oth txtl flr cov.,tufted, whthr/ not made up,of jute fbrs,oth	0	25	0	1 107
5703909100	Floor mats, whthr/ not made up,not cttn&jute fbr,oth txtl mtrl	39 049	377 138	292 874	2 831 544
5703909900	Carpet&oth txtl flr cov.,tufted, whthr/ nt md up,not cttn&jute fbr,c	0	14 000	0	165 923
5704100000	Textile tiles, having a surface <=0,3m,felt,no tufted/ flocked,made t	0	3 028	0	10 272
5704900000	Oth textile tiles, having a surface <=0,3m,felt,no tufted/ flocked,me	207 657	2 583 591	276 520	3 467 601
5705001900	Oth carpet&oth txtl flr cov,oth prayrug of cotton,whthr/ not made	779	5 344	443	35 744
5705002900	Oth carpet&oth txtl flr cov,oth Non wovnfloor covrng of jute fbrs,v	0	694	0	3 158
5705009100	Prayer rugs of oth thn cotton&jutefibres,whthr/ not made up	0	112 653	0	146 954
5705009200	Non woven floor covering of oth cotton&jute fibres,whthr/ not ma	5 459	40 727	58 061	427 913
5705009900	Oth carpet&oth txtl flr cov,oth pray rugof oth cotton&jute fibres,w	67 548	494 302	98 868	776 529
5801101000	Woven pile&chenille fabrics of wool/ fine anml hair, impregntd,coa	0	5 218	0	105 846
5801109000	Woven pile&chenille fabrics of wool/ fine anml hair,not impregntd	352	36 716	12 020	328 583
5801211000	Uncut weft pile fbrcs of cotton,imprgntd,coatd,coverd oth thn of h	0	411	0	5 640
5801219000	Uncut weft pile fbrcs of cotton,notimprgntd,coverd oth thn of hea	6 179	30 384	29 811	296 792
5801221000	Cut corduroy of cotton,imprgntd,coatd,coverd oth than of head 58	0	44 338	0	324 783
5801229000	Cut corduroy of cotton,not imprgntd,coatd,coverd oth than of hea	20 433	286 389	190 475	7 105 625
5801239000	Oth weft pile fbrcs of cotton,notimprgntd,coverd oth thn of head 5	0	178	0	764
5801269000	Chenille fabrics of cotton,not imprgntd,coatd,coverd oth than of h	366	795	7 212	14 904
5801271000	Warp pile fabrics of cotton,imprgntd,coatd,coverd oth than of hea	0	710	0	18 739
5801279000	Warp pile fbrcs of cotton,not imprgntd,coatd,coverd oth than of h	1 577	21 030	45 703	499 971
5801319000	Uncut weft pile fbrcs of man-made fbrs,not imprgntd,oth thn of he	470	470	4 862	4 862
5801321000	Cut corduroy of man-made fibres ,imprgntd,oth thn of head 5802/	11 145	180 933	178 734	2 494 268
5801329000	Cut corduroy of man-made fibres ,notimprgntd,oth thn of head 58	0	12 384	0	33 767



I.3. IM POR M ENURUT KOM ODITI / IM PORT BY HS COM M ODITY

\*\*\* AGUSTUS/ AUGUST 2014 \*\*\*

H S	Uraian Komoditi Commodity Description	Berat Bersih / Net Weight (Kg)		Nilai / Value C.I.F (US\$)	
		Bulan ini Current Month	Kumulatif Cum.Jan. to date	Bulan ini Current Month	Kumulatif Cum.Jan. to date
5801339000	Oth weft pile fabrics of man-made fbrs,not imprgntd,oth thn of he	191	1 030	3 932	18 109
5801361000	Chenille fabrics of man-made fribres,imprgntd,oth thn of head 580	7 727	41 188	23 289	135 225
5801369000	Chenille fabrics of man-made fribres,not imprgntd,oth thn of head	90	20 027	1 816	84 627
5801371000	Warp pile fbrcs of man-made fribres,imprgntd,oth thn of head 580	0	3 763	0	67 663
5801379000	Warp pile fbrcs of man-made fribres,not imprgntd,oth thn of head	724	49 222	16 629	660 331
5801901900	Othr carpet & text floor covrng of silk,not imprgntd,oth thn of hea	0	251	0	12 455
5801909900	Othr carpet & text floor covrng of othtxtl mtrl, not imprgntd,oth c	215	17 501	2 804	187 264
5802110000	Unbleached terry towelling&wovenfabrcs of cotton oth thn head c	56 634	359 066	679 126	4 397 617
5802190000	Bleached terry towelling&wovenfabrcs of cotton oth thn head of 5	1	10 702	5	63 851
5802200000	Terry towelling&woven fabrcs of othtextile material othr than hea	30	570	514	6 289
5802301000	Tufted textile fabrics,inpregnated,coated/covered oth thn of head	11 360	106 145	84 902	586 770
5802302000	Tufted textile fabrics,woven of cotton/of man made fbrs oth thn h	0	76 365	0	659 723
5802309000	Other tufted textile fabrics of otherthan fabrics of head 5806	5	5	601	601
5803001000	Gauze of cotton, oth than narrowfbrcs of heading 5806	1 708	8 192	11 598	42 813
5803002000	Gauze of man-made fibres, oth thannarrow fbrcs of heading 5806	679	1 585	14 079	18 732
5803009900	Gauze of other, oth than narrowfbrcs of heading 5806	70	1 052	26 521	35 065
5804101100	Tulles&oth net fbrics of silk,impregntdcoatd,coverd oth thn of hea	478	1 143	11 320	161 878
5804101900	Tulles&oth net fbrics of silk,notimpregntd,oth thn of head 6002-60	22 666	136 937	295 757	2 015 492
5804102100	Tulles&oth net fbrcs of cotton,imprgntdcoatd,coverd oth thn of he	50	943	1 003	24 607
5804102900	Tulles&oth net fbrcs of cotton,notimpregntd,oth thn of head 6002	1 197	34 780	27 160	466 264
5804109100	Tulles&oth net fbrc oth thn silk/cotton,impregntd,oth thn of head	9 362	57 858	214 585	1 215 467
5804109900	Tulles&oth net fbrc oth thn silk/cotton,not imprgntd,oth of head 6	55 302	449 554	773 424	4 919 421
5804211000	Mechanically made lace of man-made fbrsimpregntd,oth thn of he	12 450	144 887	271 187	3 894 809
5804219000	Mechanically made lace of man-made fbrsnot imprgntd,oth of hea	63 589	631 349	1 136 581	7 866 629
5804291000	Mechanically made lace of oth txtl mtrlimpregntd,oth thn of head	2 066	20 435	39 856	275 779
5804299000	Mechanically made lace of oth txtl mtrlnot imprgntd,oth of head 6	49 902	342 865	1 004 063	9 502 575
5804300000	Hand-made lace oth than fabric ofhead 6002 to 6004	4 963	40 256	126 066	1 025 004
5805001000	Hand-woven tapestries of cotton, whetheror not made up	0	7	0	2 271
5805009000	Hand-woven tapestries of other thancotton, whether/ not made up	2 276	12 948	19 588	146 194
5806101000	Woven pile fabrics of silk other thangoods of head 5807	446	3 476	3 910	38 132
5806102000	Woven pile fabrics of cotton other thangoods of head 5807	8 289	40 316	172 645	788 500
5806109000	Woven pile fabrics of other than silk/cotton other than goods of h	30 531	235 823	484 905	3 107 131
5806201000	Sport tape;weight>=5% of elastomeric yarn/thread	41 578	300 271	495 703	3 457 366
5806209000	Other woven fabrics;weight>=5% ofelstmeric yarn/thread oth thn	124 847	823 353	2 109 002	14 526 485
5806311000	Narrow woven fabrics of cotton for typewriter inked ribbon	1 319	11 057	29 312	222 549
5806312000	Backing of cotton for electricalinsulating paper	0	2 572	0	72 602
5806319010	Slide fastener ribbons of cotton; width<=12 mm	278	19 116	7 651	556 789
5806319020	Webbings of cotton used in coveringpipes,poles and the like	7 801	46 183	77 550	445 386
5806319090	Other woven fabrics of cotton otherthan goods of head 5807	9 233	70 339	192 288	1 350 188
5806321000	Narrow woven fabrics of man-made fibresfortypewriter inked ribt	114 579	960 555	647 409	5 553 390
5806324000	Backing of man-made fibres forelectrical insulating paper	11 946	38 303	28 559	110 767
5806329010	Slide fastener ribbons of man-made fibres; width <=12 mm	5 140	55 478	123 101	1 254 728
5806329020	Webbings of man-made fibres used incovering pipes, poles and th	673	2 487	18 058	52 557
5806329090	Other woven fabrics of man-made fibresoth than goods of head 58	235 701	1 246 398	1 420 911	10 069 235
5806391000	Other woven fabrics of silk oth thangoods of head 5807	1 922	18 438	36 853	223 779
5806399100	Backing of oth textile material forelectrical insulating paper	5 466	40 947	74 799	518 558
5806399910	Woven fabrics of other textile materialused in covering piping, pol	41	17 251	1 496	186 046
5806399920	Narrow woven fabrics of other textilematerials for typewriter ribt	8	497	293	12 916
5806399930	Narrow fabrics of other textile materialfor slide fastener, width <=	2 637	7 172	23 199	78 628
5806399990	Other woven fabrics of other textilematerial	42 264	290 279	509 669	3 719 207
5806400000	Fabrics consisting of warp without weftassembled by an adhesive	1 562	20 248	31 488	337 913
5807100000	Woven Labels, badges, and similar articles, not embroidered	433 469	3 027 751	7 122 940	56 502 261
5807900010	Non woven Labels, badges, and similar articles, not embroidered	14 867	116 699	201 414	1 813 100
5807900090	Labels, badges, and similar articles ofoth textile materials, not emb	82 502	628 854	1 281 943	9 969 204
5808101000	Braid combined with rubber threads, notembroidery, not knitted/c	1 261	7 781	26 682	134 623
5808109000	Braid not combined with rubber threads,not embroidery, not knitt	844	17 575	33 055	492 505
5808901000	Ornamental trimmings combined withrubber threads,not embroid	47 066	1 681 790	274 030	2 585 396
5808909000	Ornamental trimmings not comb. withrubber threads,not embroid	30 998	377 257	162 961	1 532 289
5809000000	Woven fabrics of metal thread & wovenfabrics of metallised yarn c	31	285	240	5 004
5810100000	Embroidery without visible ground,inpiece, in strip, in motifs	6 302	81 708	136 434	671 541
5810910000	Embroidery of cotton with visible ground,in piece, in strip, in moti	69 753	699 220	857 927	8 608 081
5810920000	Embroidery of man-made fibres withvisible ground,in piece,in strip	5 718	77 010	29 387	436 806
5810990000	Embroidery of other textile materialswith visible ground,in piece, i	158 296	614 392	2 019 634	8 338 488
5811001000	Quilted textile products in the piece,ofwool/fine/coarse anml hair	3 803	60 042	52 487	881 367

**I.3. IM POR M ENURUT KOM ODITI / IM PORT BY HS COM M ODITY**  
**\*\*\* AGUSTUS/ AUGUST 2014 \*\*\***

H S	Uraian Komoditi Commodity Description	Berat Bersih / Net Weight (Kg)		Nilai / Value C.I.F (US\$)	
		Bulan ini Current Month	Kumulatif Cum.Jan. to date	Bulan ini Current Month	Kumulatif Cum.Jan. to date
5811009000	Quilted textile products in the piece,oth thn of wool/ fine/coarse a	427 561	750 819	542 114	3 794 457
5901100000	Textile fabrics coated w gum/ amylaceused for covers books and	1 160	27 517	23 133	528 617
5901902000	Prepared painting canvas	4 665	23 751	22 324	102 293
5901909000	Buckram and similar stiffened textilefabrics for hat foundations	44 443	220 898	224 874	1 277 314
5902101100	Chafer fabrics,rubberised of nylon-6 yar	26 983	236 487	232 403	2 019 136
5902101900	Chafer fabrics,rubberised of nylonnot nylon-6 yarn	40 894	359 348	217 756	2 026 587
5902109100	Tyre cord fabrics of nylon or otherpolyamides of nylon-6 yarn	955 612	8 452 894	3 933 152	36 198 038
5902109900	Tyre cord fabrics of nylon or otherpolyamides of not nylon-6 yarn	766 210	4 928 602	3 753 001	24 087 855
5902202000	Chafer fabrics,rubberised of polyester	165 985	1 270 315	686 347	5 210 776
5902209100	Tyre cord fbrics of polyester,containingcotton	0	561 961	0	1 867 307
5902209900	Tyre cord fbrics of polyester, notcontaining cotton	616 318	4 413 648	2 642 514	18 452 289
5902909000	Other cord fabrics of high tenacity yarnof viscose rayon	10 407	71 435	174 977	950 362
5903100000	Textile fbrcs impregnated,coated,coveredwith polyvinyl chloride, r	2 384 669	29 738 731	3 423 624	39 000 485
5903200000	Textile fbrcs impregnated,coated,coveredwith polyurethane, not E	2 161 968	17 031 420	14 461 428	121 783 518
5903900010	Canvas type fabrics impregnated,coated,covered with nylon,polya	260 423	1 655 127	2 265 466	14 437 799
5903900090	Other textile fabrics impregnated,coated,covered with plastics, no	297 015	3 535 232	2 827 150	37 056 655
5904100000	Linoleum	0	17 307	0	96 316
5904900000	Floor coverings consist of a coating orcovering on a textile backing	2 204	13 085	25 775	142 911
5905001000	Textile wall coverings of wol/ fine/coarse animal hair	77	114	3 677	10 139
5905009000	Textile wall coverings oth thn of wol/ fine/ coarseanimal hair	0	5 149	0	91 036
5906100000	Adhesive tape of a width <= 20cm, otherthan of heading 5902	56 702	399 453	683 669	5 009 391
5906910000	Other rubberised textile fabrics,knitted/ crocheted, not heading 59	54 331	471 223	399 663	3 311 488
5906991000	Rubberised sheeting for hospital use,notknitted/ crocheted, not he	0	38	0	840
5906999000	Other rubberised textile fabrics, notknitted/ crocheted, not headin	48 697	369 252	373 174	2 480 198
5907001000	Fabrics impregnated,coated,covered withoil of oil-based preparati	2 932	19 300	25 551	163 900
5907003000	Textile fbrcs impregnated,coated,coveredwith fire resistant chemi	4 306	12 732	27 221	217 626
5907004000	Fabrics impregnated,coated,covered withflock velvet/ flock textile	31 599	351 237	128 708	1 171 989
5907005000	Fabrics impregnated,coated,covered withwax, tar, bitumen or sim	0	438	0	1 422
5907006000	Fabrics impregnated,coated,covered withother substances	0	4 138	0	52 220
5907009000	Painted canvas being thetrical scenery,studio back-cloths or the lik	23 775	49 086	299 927	856 299
5908001000	Wicks; incandescent gas mantles	2 280	17 291	6 890	30 920
5908009000	Tubular knitted gas mantle fabricstherefor	18 902	24 851	18 021	39 435
5909001000	Fire hoses	27 720	198 627	148 183	896 548
5909009000	Textile hosepiping & similar textiletubing other than fire hoses	334	45 707	6 623	2 377 335
5910000000	Transmission or conveyors belts orbelting, of textile material	47 264	494 169	974 874	6 843 355
5911100000	Textile fabrics, felt & felt-lined woven for card clothing or technica	365 675	3 204 470	4 134 018	38 875 619
5911200000	Bolting cloth	3 325	27 543	87 611	310 181
5911310000	Textile fabrics & felts used in paper-making machines; weighing < l	6 364	324 937	1 671 852	9 644 148
5911320000	Textile fabrics & felts used in paper-making machines; weighing >=	78 131	525 394	4 483 617	29 077 802
5911400000	Straining cloth of a kind used in oil or the like including that of hur	10 906	83 108	155 857	1 222 503
5911901000	Gaskets and seals	1 533	21 910	60 997	350 123
5911909000	Other Textile products and articles fortechnical uses	98 878	1 747 934	1 333 614	10 870 425
6001100010	Long pile fabrics, unbleached, notmercerised, knitted/ crocheted	0	587	0	14 617
6001100090	Long pile fabrics, bleached, mercerised, knitted/ crocheted	11 159	537 008	101 131	3 272 219
6001210000	Looped pile fabrics of cotton, knitted/ crocheted	49 076	483 441	503 258	4 994 305
6001220000	Looped pile fabric of man made fibres,knitted/ crocheted	31 313	289 581	238 956	2 859 405
6001290000	Looped pile fabric of oth textile materiknitted/ crocheted	56 381	314 605	530 516	2 502 588
6001910000	Other pile fabrics, of cotton, knitted/ crocheted	40 299	114 953	260 238	1 031 272
6001922000	Pile fabrics of 100% polyester staplefibres, 63,5mm_width_76,2m	209 355	2 069 448	2 036 574	18 414 086
6001923010	Other pile fabrics, of man made fibres,cont elastomeric/ rubber ya	65	3 392	1 829	66 063
6001923090	Other pile fabrics, of man made fibres,cont elastomeric/ rubber ya	131 928	1 049 200	1 535 538	14 675 220
6001929010	Other pile fabrics, of man made fibres,not cont elstmric/ rubber ya	89	5 469	1 205	78 672
6001929090	Other pile fabrics, of man made fibres,not cont elstmric/ rubber ya	285 804	2 224 252	1 837 255	15 483 801
6001991100	Oth pile fbrcs of oth txtl mtrial contelstmric/ rubber yarn,unbleach	0	797	0	9 809
6001991900	Oth pile fbrcs of oth txtl mtrial not coelstmric/ rubber yarn,unbleac	9 608	27 293	104 574	286 441
6001999100	Oth pile fbrcs of oth txtl mtrial contelstmric/ rubber yarn,bleachd,n	1 913	3 220	7 035	15 755
6001999900	Oth pile fbrcs of oth txtl mtrial not coelstmric/ rubber yarn,bleachc	66 432	214 741	979 273	3 569 192
6002400000	Knitted/ crocheted fabrics;elastomeric>5%, width<30cm, not rubb	356 938	2 486 497	3 405 920	24 115 210
6002900000	Knitted/ crocheted fabrics;elastomeric>5%, width<30cm, rubber th	1 807 780	12 076 910	15 897 386	111 518 699
6003100000	Knitted/ crocheted fabrics of wool/ fineanimal hair, width<30cm, n	4 843	35 540	80 633	632 668
6003200000	Knitted/ crocheted fabrics of cotton,width<30cm, not 6001/6002	226 877	2 957 691	1 576 750	21 956 465
6003300000	Knitted/ crocheted fabrics of syntheticfibres, width<30cm, not 600	27 378	247 593	348 187	2 995 258
6003400000	Knitted/ crocheted fabrics of artificialfibres, width<30cm, not 6001	1 598	5 957	60 349	130 674
6003900000	Knitted/ crocheted fabrics of oth textilematerials, width<30cm, not	66 788	300 500	646 340	1 811 272

I.3. IM POR M ENURUT KOM ODITI / IM PORT BY HS COM M ODITY

\*\*\* AGUSTUS/ AUGUST 2014 \*\*\*

H S	Uraian Komoditi Commodity Description	Berat Bersih / Net Weight (Kg)		Nilai / Value C.I.F (US\$)	
		Bulan ini Current Month	Kumulatif Cum.Jan. to date	Bulan ini Current Month	Kumulatif Cum.Jan. to date
6004101000	Knitted/croch. fabrics;5%<elastomeric_200%,width>30cm,not rub	1 367 569	8 253 452	11 099 554	66 006 867
6004109000	Knitted/croch. fabrics;elastomeric>20%,width>30cm,not rubber th	1 896 605	20 987 706	9 073 451	85 377 623
6004900000	Knitted/croch. fabrics;elastomeric>20%,width>30cm,rubber threa	155 104	1 304 885	1 926 742	15 766 854
6005210000	Warp knit fabrics of cotton othe than of heading 6001-6004	86 843	483 841	659 295	4 346 718
6005220000	Dyed warp knit fabrics of cotton othethan of heading 6001-6004	105 025	777 654	1 065 618	8 078 630
6005230000	Warp knit fabrics of cotton yarn of diffcolor oth than of heading 60	37 521	451 369	330 220	3 971 766
6005240000	Printed warp knit fabrics of cotton oththan of heading 6001-6004	6	17 010	13	125 914
6005311000	Wrp knit fbrc,of synthtc,bleach/ no, swimwear,of polyester&polybi	34 950	197 491	325 218	2 255 808
6005319000	Wrp knit fbrc,of synthtc,bleach/ no, oththn swimwr,of polyst&pol	207 683	1 884 814	1 589 791	14 264 688
6005321000	Warp knit fabrc,of synthtc,dyed, swimwer,of polyester&polybutyl	21 815	218 961	259 158	2 560 187
6005329000	Warp knit fabrc,of synthtc,dyed, oth thn swimwr,of polyst&polyb	349 449	2 344 217	2 960 352	20 011 691
6005331000	Wrp knit fbrc,of synthtc,yarn diff clr, swimwr,of polyester&polyt	3 209	71 810	30 392	565 807
6005339000	Wrp knit fbrc,of synthtc,yarn diff clr, oth thn swimwr,of polyst&f	21	7 488	112	110 365
6005341000	Warp knit fabrc,of synthtc,printed, swimwer,of polyester&polybut	0	5 025	0	65 259
6005349000	Warp knit fabrc,of synthtc,printed, oththn swimwr,of polyst&poly	27 978	425 482	386 853	6 082 532
6005410000	Warp knit fabrics of artifical fibres ofthan of heading 6001-6004	0	199	0	2 705
6005420000	Dyed warp knit fabrics of artifical fibroth than of heading 6001-600	13 089	109 901	157 165	1 283 175
6005430000	Warp knit fbrc of artfcl fbrcs yarn ofdiff clr,oth than of heading 600	2 597	15 103	31 355	184 387
6005440000	Printed warp knit fabrics of artificalloth than of heading 6001-600	0	9 239	0	67 445
6005901000	Oth warp knit fabrics of wool/ fine anmlhair oth thn of heading 600	350	5 472	7 189	60 840
6005909000	Oth warp knit fabrics oth thn of wool/ fine anml oth thn heading 60	33 651	426 356	389 462	4 489 232
6006100000	Other knitted/crocheted fabrics ofwool/ fine animal hair	3 466	50 422	47 439	576 038
6006210000	Other knitted/crocheted fabrics ofcotton,bleached/ no bleached	82 244	555 293	702 717	4 472 232
6006220000	Other knitted/crocheted fabrics ofcotton,dyed	4 659 519	30 888 028	43 306 438	265 079 193
6006230000	Oth knit/crochtd fbrcs of cotton ofyarn of dif color	80 860	424 175	569 584	3 674 876
6006240000	Other knitted/crocheted fabrics ofcotton,printed	79 221	560 070	672 955	4 811 729
6006311000	Oth knit/crochtd fbrcs of nylon fibrmesh ,bleached/ no bleached	42 038	136 994	448 561	1 313 557
6006312000	Oth knit/crochtdfbrcs of synthtc fibr,elastis, bleached/ no bleache	15 713	150 744	182 340	1 535 090
6006319000	Oth knit/crochtdfbrcs of synthtc fibr,oth than nylon&elastis,bleach	162 483	1 566 315	1 452 851	15 689 042
6006321000	Oth knit/crochtd fbrcs of nylon fibrmesh,dyed	56 688	574 286	620 902	6 118 397
6006322000	Oth knit/crochtd fbrcs of synthtc fibr,elastis,dyed	7 822	103 187	108 947	1 338 487
6006329000	Oth knit/crochtd fbrcs of synthtc fibr,than nylon&elastis,dyed	642 820	5 597 212	7 187 248	53 097 260
6006331000	Oth knit/crochtd fbrcs of synthtc fibr,of yarn of diff colors,elastis	306	4 980	6 225	103 551
6006339000	Oth knit/crochtd fbrcs of synthtc fibr,of yarn of diff colors,not elas	4 774	69 278	139 026	1 103 085
6006341000	Oth knit/crochtd fbrcs of synthtc fibr,printed,elastis	441	46 921	4 937	430 860
6006349000	Oth knit/crochtd fbrcs of synthtc fibr,printed,not elastis	15 567	173 472	414 190	2 834 889
6006419000	Oth knit/crochtd fbrcs of artificalfibr, not elastis,bleached/ no blea	0	24 687	0	243 472
6006421000	Oth knit/crochtd fbrcs of artificalfibr, elastis,dyed	46 696	245 242	329 134	2 472 457
6006429000	Oth knit/crochtd fbrcs of artificalfibr, not elastis,dyed	186 432	941 209	1 505 831	7 276 129
6006439000	Oth knit/crochtd fbrcs of artificalfibr of yarn of diff colors,not elas	0	22 184	0	240 706
6006441000	Oth knit/crochtd fbrcs of artificalfibr, printed,elastis	40	899	1 050	13 294
6006449000	Oth knit/crochtd fbrcs of artificalfibr, printed,not elastis	0	2 213	0	28 216
6006900000	Other knitted/crocheted fabrics ofother material	462 816	4 295 804	4 108 730	36 065 893
6101200000	Men's/boy's ovr coats,car coat,capes,knitted/crochtd of cotton	2 055	16 555	60 865	431 618
6101300000	Men's/boy's ovr coats,car coat,capes,knitted/crochtd of man-made	2 638	15 770	100 711	691 008
6101900000	Men's/boy's ovr coats,car coat,capes,knitted/crochtd of oth textile	20	3 378	118	74 523
6102100000	Women's/girl's ovr coats,car coat,capes,knitted/crochtd of wool/fin	0	38	0	4 974
6102200000	Women's/girl's ovr coats,car coat,capes,knitted/crochtd of cotton	1 423	14 819	18 396	234 526
6102300000	Women's/girl's ovr coats,car coat,capes,knitted/crochtd of man-ma	1 694	6 800	79 529	294 642
6102900000	Women's/girl's ovr coats,car coat,capes,knitted/crochtd of oth texti	7 073	7 575	42 795	56 036
6103100000	Men's/boy's suits knitted/crocheted	24 214	166 769	35 740	288 600
6103220000	Men's/boy's ensembles of cotton,knitted/crocheted	0	9 838	0	23 284
6103230000	Men's/boy's ensembles of synthtc fibr,knitted/crocheted	0	144	0	9 240
6103290000	Men's/boy's ensembles of oth textilematerial, knitted/crocheted	31	1 106	308	16 607
6103310000	Men's/boy's jackets&blazers of wool/ fine animal hair, knitted/cro	0	93	0	2 024
6103320000	Men's/boy's jackets&blazers of cotton,knitted/crocheted	392	16 494	14 279	177 973
6103330000	Men's/boy's jackets&blazers of synthtcfibres, knitted/crocheted	2 955	33 013	27 630	231 707
6103390010	Men's/boy's jackets&blazers of rami,linen or silk, knitted/crochete	0	6 693	0	158 083
6103390090	Men's/boy's jackets&blazers of othertextile materials, knitted/cro	15	13 791	20	232 008
6103410000	Men's/boy's trousers, breeches&shortsof wool/ fine animal hair, kn	0	498	0	26 938
6103420000	Men's/boy's trousers, breeches&shortsof cotton, knitted/crochete	1 219	36 619	36 090	712 842
6103430000	Men's/boy's trousers, breeches&shortsof synthtc fibres, knitted/cr	4 237	67 387	196 563	1 269 329
6103490000	Men's/boy's trousers, breeches&shortsof oth textile material, knit	21	3 513	3 428	42 332
6104130000	Women's/girl's suits of synthtc fibr,knitted/crocheted	322	88 358	438	177 854

**I.3. IM POR M ENURUT KOM ODITI / IM PORT BY HS COM M ODITY**  
**\*\*\* AGUSTUS/ AUGUST 2014 \*\*\***

H S	Uraian Komoditi Commodity Description	Berat Bersih / Net Weight (Kg)		Nilai / Value C.I.F (US\$)	
		Bulan ini Current Month	Kumulatif Cum.Jan. to date	Bulan ini Current Month	Kumulatif Cum.Jan. to date
6104192000	Women's/girl's suits of cotton, knitted/ crocheted	33 419	211 867	48 622	348 870
6104199000	Women's/ girl's suits of oth textilematerial, knitted/ crocheted	2	3 353	5	29 576
6104220000	Women's/ girl's ensembles of cotton, knitted/ crocheted	0	6 760	0	18 324
6104230000	Women's/ girl's ensembles of synthtcfibres, knitted/ crocheted	0	17 335	0	26 215
6104290000	Women's/ girl's ensembles, of othertextile materials, knitted/ croch	0	126	0	1 489
6104310000	Women's/ girl's jackets& blazers of wool/ fine animal hair, knitted/ c	0	28	0	6 403
6104320000	Women's/ girl's jackets& blazers ofcotton, knitted/ crocheted	21 637	118 089	47 838	270 146
6104330000	Women's/ girl's jackets& blazers ofsynthetic fibres, knitted/ crochet	25 954	154 336	90 526	432 744
6104390000	Women's/ girl's jackets& blazers of othtextile materials, knitted/ crc	225	1 408	10 207	74 576
6104410000	Women's/ girl's dresses of wool/ fineanimal hair, knitted/ crocheted	82	229	20 521	51 914
6104420000	Women's/ girl's dressed of cotton, knitted/ crocheted	28 736	470 117	173 437	2 140 586
6104430000	Women's/ girl's dressed of syntheticfibres, knitted/ crocheted	69 669	1 115 690	314 528	3 998 362
6104440000	Women's/ girl's dressed of artificialfibres, knitted/ crocheted	2 547	27 102	130 819	1 430 505
6104490000	Women's/ girl's dresses of othertextile materials, knitted/ crochete	9	1 509	3 275	63 391
6104510000	Women's/ girl's skirts& divided skirtsof wool/ fine animal hair, knitt	2	2	561	561
6104520000	Women's/ girl's skirts& divided skirtsof cotton, knitted/ crocheted	2 268	42 125	40 467	471 991
6104530000	Women's/ girl's skirts& divided skirtsof synthetic fibres, knitted/ cro	8 260	114 269	121 303	1 193 378
6104590000	Women's/ girl's skirts& divided skirtsof oth textile material, knittd/ c	1 115	8 967	47 557	384 103
6104610000	Women's/ girl's trousers, breeches& shorts of fine animal hair, knitt	1	96	12	6 941
6104620000	Women's/ girl's trousers, breeches& shorts of cotton, knitted/ croch	29 982	488 930	182 797	2 600 613
6104630000	Women's/ girl's trousers, breeches& shorts of synthtc fibres, knittd,	51 713	1 303 540	330 475	3 820 349
6104690000	Women's/ girl's trousers, breeches& shorts of oth textile mtrial, knit	2 424	18 427	112 077	559 692
6105100000	Men's/ boy's shirts of cotton, knitted/ crocheted	36 041	390 044	730 243	7 595 364
6105200010	Men's/ boy's shirts of synthetic man-made fibres, knitted/ crochete	4 121	52 207	79 668	1 785 582
6105200090	Men's/ boy's shirts of artificial man-made fibres, knitted/ crochete	7	134	398	4 141
6105900000	Men's/ boy's shirts of other textilematerials fibres, knitted/ crochet	60	24 449	6 546	189 282
6106100000	Women's/ girl's blous, shirt& shirt blous of cotton, knitted/ crochete	88 557	1 211 543	328 383	4 464 678
6106200000	Women's/ girl's blous, shirt& shirt blous of man-made fibres, knitted	163 118	1 618 727	424 120	4 769 815
6106900000	Women's/ girl's blous, shirt& shirt blous of oth textile material, knitt	4 608	190 282	55 700	997 386
6107110000	Men's/ boy's underpants & briefs ofcotton, knitted/ crocheted	20 115	112 873	81 512	1 697 802
6107120000	Men's/ boy's underpants & briefs ofman-made fibres, knitted/ croc	5 940	69 172	15 803	527 816
6107190000	Men's/ boy's underpants & briefs ofoth textile material, knitted/ cr	86	7 710	1 761	55 892
6107210000	Men's/ boy's nightshirts & pyjamas ofcotton, knitted/ crocheted	252	51 191	4 229	236 723
6107220000	Men's/ boy's nightshirts & pyjamas ofman-made fibres, knitted/ croc	4	4 940	309	9 089
6107290000	Men's/ boy's nightshirts & pyjamas ofoth textile material, knitted/ c	9	37	16	9 742
6107910000	Men's/ boy's bathrobes, dressing gowns of cotton, knitted/ crochete	21	157	483	2 271
6107990000	Men's/ boy's bathrobes, dressing gowns of oth textile materials, kn	1	14 215	22	93 147
6108110000	Women's/ girl's slips & petticoats ofman-made fibres, knittd/ croch	0	867	0	58 082
6108193000	Women's/ girl's slips & petticoats ofcotton, knitted/ crocheted	6	318	56	17 516
6108199090	Women's/ girl's slips & petticoats ofoth textile materials, knitted/ c	3	26	21	1 571
6108210000	Women's/ girl's briefs & panties ofcotton, knitted/ crocheted	337 891	1 695 945	460 189	3 359 329
6108220000	Women's/ girl's briefs & panties ofman-made fibres, knitted/ croch	51 585	400 431	176 375	1 765 339
6108290000	Women's/ girl's briefs & panties ofoth textile materials, knitted/ croc	0	5 303	0	24 974
6108310000	Women's/ girl's nightdresses & pyjamas of cotton, knitted/ crochete	95 953	774 978	192 544	1 628 058
6108320000	Women's/ girl's nightdresses & pyjamas of man-made fibres, knitte	7 288	85 661	13 128	216 496
6108390000	Women's/ girl's nightdresses & pyjamas of oth textile materials, kn	0	7	0	126
6108910000	Women's/ girl's negliges, bathrobes, dressgowns of cotton, knitted/	185	3 399	6 286	36 846
6108920000	Women's/ girl's negliges, bathrobes, dressgowns of man-made fibr,	43	2 548	1 308	41 911
6108990000	Women's/ girl's negliges, bathrobes, dressgown of oth textile matrl,	1	194	47	1 245
6109101000	T-shirts, singlet& oth vests of cotton, knitted/ crocheted for men/ bc	85 942	943 318	1 037 555	10 567 521
6109102000	T-shirts, singlet& oth vests of cotton, knitted/ crocheted for women	59 824	1 138 298	966 923	10 661 276
6109901000	T-shirts, singlet& oth vests of rami, linen, silk, knittd/ crochtd for mer	47	1 947	2 256	25 363
6109902000	T-shirts, singlet& oth vests of oth txtilematerials, knitted/ croch for	9 749	132 288	419 651	4 572 849
6109903000	T-shirts, singlet& oth vests of oth txtilematerials, knittd/ croch for w	25 373	368 186	955 818	8 388 302
6110110000	Jerseys, pullovers, cardigans, waistcoat of wool, knitted/ crocheted	18 249	107 710	288 657	1 654 377
6110120000	Jerseys, pullovers, cardigans, waistcoat of kashmir goats , knitted/ croc	278	1 566	20 841	158 935
6110190000	Jerseys, pullovers, cardigans, waistcoat of oths wool/ fine animal hair	24	36 951	2 346	1 185 707
6110200000	Jerseys, pullovers, cardigans, waistcoat of cotton, knitted/ crocheted	124 374	738 521	1 572 626	10 213 123
6110300000	Jerseys, pullovers, cardigans, waistcoat of man-made fibres, knitted/	25 488	193 916	974 214	5 695 020
6110900000	Jerseys, pullovers, cardigans, waistcoat of other textile materials, kni	32 187	297 133	320 967	2 939 800
6111200000	Babies garment& clothing accessories ofcotton, knitted/ crocheted	697	93 033	13 863	2 442 707
6111300000	Babies garment& clothing accessories ofsynhtc fibres, knitted/ cro	40	18 982	781	150 567
6111900000	Babies garment& clothing accessories ofoth textile material, knitte	72	15 248	967	232 457
6112110000	Track suits of cotton knitted/ crocheted	0	75	0	2 416

I.3. IM POR M ENURUT KOM ODITI / IM PORT BY HS COM M ODITY

\*\*\* AGUSTUS/ AUGUST 2014 \*\*\*

H S	Uraian Komoditi Commodity Description	Berat Bersih / Net Weight (Kg)		Nilai / Value C.I.F (US\$)	
		Bulan ini Current Month	Kumulatif Cum.Jan. to date	Bulan ini Current Month	Kumulatif Cum.Jan. to date
6112120000	Track suits of synthetic fibres knitted/ crocheted	202	1 681	5 864	50 000
6112190000	Track suits of other textile materials, knitted/ crocheted	0	57	0	411
6112310000	Men's/ boy's swimwear of synthetic fibres, knitted/ crocheted	1 934	9 593	88 627	479 667
6112390000	Men's/ boy's swimwear of oth textile materials, knitted/ crocheted	55	59	1 047	1 439
6112410000	Women's/ girl's swimwear of synthetic fibres, knitted/ crocheted	4 427	27 186	210 722	1 396 862
6112490000	Women's/ girl's swimwear of oth textile materials, knitted/ crocheted	9	2 084	35	21 371
6113001000	Divers' suits, made up of knitt/ cochet, fabrics of heading 5903, 5901	0	1 195	0	14 064
6113003000	Garment for protection from fire made-up of knitt/ cochet, head 59	137	137	841	841
6113004000	Oth protective work garment made-up of knitt/ cochet, head 5903;	0	32 700	0	89 577
6113009000	Oth garment, made up of knitt/ crochet fabrics of heading 5903, 590	585	5 481	442	49 159
6114200000	Oth garments of cotton, knitted/ crocheted	704	8 773	22 142	299 737
6114302000	Oth garment for protection from fire of man-made fibres, knitted/ c	0	10	0	249
6114309000	Oth garments of man-made fibres, knitted/ crocheted	1 498	24 672	53 351	634 075
6114900000	Oth garments of oth textile materials, knitted/ crocheted	15 964	123 491	306 518	2 549 897
6115109000	Oth graduated compression hosiery, knitted/ crocheted	555	2 642	10 149	56 669
6115210000	Oth panty hose& tights of synthetic fibr, single yarn <67 decitex, knit	92	4 471	5 932	140 311
6115220000	Oth panty hose& tights of synthetic fibr, single yarn <67/>67 decite>	379	4 576	14 687	108 130
6115291000	Oth panty hose& tights of cotton, knitted/ crocheted	14	1 208	900	25 440
6115299000	Oth panty hose& tights of oth textile materials, knitted/ crocheted	691	9 628	7 038	83 585
6115301000	Oth women's full-length, knee-length hosiery of cotton, single yarn	0	45	0	2 698
6115309000	Oth women's full-length, knee-length hosiery of not cotton, single y	50	5 153	1 358	11 368
6115940000	Footwear without applied soles of wool/ fine animal hair, knitted/ c	3	362	99	14 459
6115950000	Footwear without applied soles of cotton, knitted/ crocheted	10 871	76 026	68 628	1 016 423
6115960000	Footwear without applied soles of synthetic fibres, knitted/ crocheted	10 993	258 625	42 194	1 560 353
6115990000	Footwear without applied soles of oth textile material, knitted/ cro	262	24 058	3 206	136 237
6116101000	Divers' gloves, impregnated coated plastics/ rubbers, knit/ croch	52	850	3 210	28 744
6116109000	Gloves, mittens, mitts, impregnated coated plastics/ rubbers, knit/ cr	13 675	128 200	242 543	1 893 410
6116910000	Gloves, mittens, of wool/ fine animal hair not impregn coated plastic	1	121	74	1 617
6116920000	Gloves, mittens, of cotton not impregn coated plastics/ rubbers, knit	54	15 307	392	62 098
6116930010	Divers' gloves of synthetic fibres not impregn coated plastics/ rubb	198	3 569	630	31 226
6116930090	Gloves, mittens, of synthetic fibres not impregn coated plastics/ rubl	4 831	55 856	95 747	582 010
6116990000	Gloves, mittens, of oth textile materials not impregn coated plastics	369	2 955	4 112	755 124
6117101000	Shawls, scarves, mufflers, mantillas& the like of cotton, knitted/ croc	287	551	2 846	54 809
6117109000	Shawls, scarves, mufflers, mantillas& the like of not cotton, knitted/ cro	28 692	103 500	155 922	1 009 528
6117801100	Ties, bow ties & cravats of wool/ fine animal hair, knitted/ crocheted	0	18	0	422
6117801900	Ties, bow ties & cravats of oth than wool/ fine animal hair, knitted/	17	6 764	321	169 073
6117802000	Wrist band, knee band/ anide band knitted/ crocheted	4 450	46 501	250 398	808 585
6117809000	Other clothing accessories, knitted/ crocheted	11 347	177 300	94 256	1 855 738
6117900000	Other parts of garment, knitted/ crocheted	15 455	191 843	141 638	1 914 709
6201110000	Men's/ boy's ovr coats, car coat, capes of wool/ fine animal hair oth t	121	452	3 156	24 529
6201120000	Men's/ boy's ovr coats, car coat, capes of cotton oth than of heading	199	983	11 643	54 213
6201130000	Men's/ boy's ovr coats, car coat, capes of man-made fibr oth than of	17 803	115 013	189 857	1 261 626
6201190010	Men's/ boy's ovr coats, car coat, capes of silk oth than of heading 62	0	2	0	50
6201190020	Men's/ boy's ovr coats, car coat, capes of rami oth than of heading 6	0	25	0	267
6201190090	Men's/ boy's ovr coats, car coat, capes of oth textl matrl oth thn of h	26	1 951	853	16 879
6201910000	Men's/ boys' wind-cheaters, wind-jackets of wool/ fne animl hair oth	111	125	6 580	7 219
6201920000	Men's/ boys' wind-cheaters, wind-jackets of cotton oth than of head	1 567	17 203	71 316	520 552
6201930000	Men's/ boys' wind-cheaters, wind-jackets of man-made fibr oth thn	3 607	48 795	191 198	1 421 937
6201990010	Men's/ boys' wind-cheaters, wind-jackets of silk oth than of heading	0	6	0	4 377
6201990020	Men's/ boys' wind-cheaters, wind-jackets of rami oth than of headir	0	181	0	342
6201990090	Men's/ boys' wind-cheaters, wind-jackets of oth textl matrl oth thn	27	6 622	73	163 904
6202110000	Women's/ girl's ovr coats, car coat, capes of wool/ fne animl hair oth	676	2 055	102 437	278 873
6202120000	Women's/ girl's ovr coats, car coat, capes of cotton oth than of head	561	8 431	31 115	280 948
6202130000	Women's/ girl's ovr coats, car coat, capes of man-made fibr oth thn	11 452	24 317	310 812	841 997
6202190010	Women's/ girl's ovr coats, car coat, capes of silk oth than of heading	0	10	0	8 911
6202190090	Women's/ girl's ovr coats, car coat, capes of oth textl matrl oth thn c	414	614	2 356	12 197
6202910000	Women's/ girl's wind-cheaters, wind-jacket of wool/ fne animl hair o	48	326	6 683	23 703
6202920000	Women's/ girl's wind-cheaters, wind-jacket of cotton oth than of he	1 349	17 210	65 397	692 097
6202930000	Women's/ girl's wind-cheaters, wind-jacket of man-made fibr oth th	4 197	32 177	271 399	1 370 129
6202990010	Women's/ girl's wind-cheaters, wind-jacket of silk oth than of headir	0	13	0	6 868
6202990090	Women's/ girl's wind-cheaters, wind-jacket of oth textl matrl oth th	0	925	0	52 088
6203110000	Men's/ boy's suits of wool/ fine animal hair, not knitted/ crocheted	27	364	5 168	50 590
6203120000	Men's/ boy's suits of synthetic fibres, not knitted/ crocheted	0	305	0	6 818
6203191010	Men's/ boy's suits of cotton, printed by traditional batik process, no	0	2	0	46

I.3. IM POR M ENURUT KOM ODITI / IM PORT BY HS COM M ODITY

\*\*\* AGUSTUS/ AUGUST 2014 \*\*\*

H S	Uraian Komoditi Commodity Description	Berat Bersih / Net Weight (Kg)		Nilai / Value C.I.F (US\$)	
		Bulan ini Current Month	Kumulatif Cum.Jan. to date	Bulan ini Current Month	Kumulatif Cum.Jan. to date
6203191090	Men's/boy's suits of cotton, not printed by traditional batik process,	0	9 507	0	17 104
6203199019	Men's/boy's suits of silk, not printed by traditional batik process, not	0	9	0	54
6203199090	Men's/boy's suits of other textile material not knitted/crocheted	18	9 503	3 811	51 710
6203220090	Men's/boy's ensembles of cotton, not printed by traditional batik process	0	2 841	0	32 590
6203230000	Men's/boy's ensembles of synthetic fibres, not knitted/crocheted	0	2 010	0	3 229
6203291000	Men's/boy's ensembles of wool/fine animal hair, not knitted/croch	0	7	0	4 460
6203299000	Men's/boy's ensembles of other textile material, not knitted/croch	0	110	0	317
6203310000	Men's/boy's jackets & blazers of wool/fine animal hair, not knitted/	964	6 907	52 650	415 186
6203320090	Men's/boy's jackets & blazers of cotton, not printed by traditional batik	1 785	49 599	59 814	979 058
6203330000	Men's/boy's jackets & blazers of synthetic fibres, not knitted/crocheted	5 788	71 920	180 891	1 286 247
6203390000	Men's/boy's jackets & blazers of other textile material, not knitted/cro	113	6 211	3 032	308 196
6203410000	Men's/boy's trousers, breeches & shorts of wool/fine animal hair, not	705	3 928	44 826	258 332
6203421000	Men's/boy's bib & brace overalls of cotton, not knitted/crocheted	86	42 434	154	25 055
6203429000	Men's/boy's trousers, breeches & shorts of cotton, not knitted/croch	100 323	1 702 097	1 640 776	20 549 452
6203430000	Men's/boy's trousers, breeches & shorts of synthetic fibres, not knitted/c	12 273	99 758	481 367	3 758 869
6203490010	Men's/boy's trousers, breeches & shorts of silk, not knitted/crocheted	0	3	0	595
6203490090	Men's/boy's trousers, breeches & shorts of other textile material, not	245	16 380	12 196	372 904
6204110000	Women's/girl's suits of wool/fine animal hair, not knitted/crocheted	144	618	1 580	47 760
6204120010	Women's/girl's suits of cotton, printed by traditional batik process, not	4	637	126	8 740
6204120090	Female's suits of cotton, not printed by traditional batik process	1 197	22 523	2 187	44 647
6204130000	Female's suits of synthetic fibres	687	6 558	986	13 655
6204190011	Female's suits of silk, printed by traditional batik process	0	3	0	69
6204190019	Female's suits of silk, not printed by traditional batik process	0	2	0	4
6204190090	Female's suits of other textiles, not silk	4	75	8	1 139
6204210000	Female's ensembles of wool/fine animal hair	0	5	0	3 549
6204220090	Female's ensembles of cotton, not printed by traditional batik process	0	345	0	9 469
6204230000	Female's ensembles of synthetic fibres	0	22	0	1 073
6204290090	Female's ensembles of other textiles, not silk	0	5	0	2 692
6204310000	Female's jackets & blazers of wool/fine animal hair	132	577	19 426	96 865
6204320090	Female's jackets & blazers of cotton, not printed by traditional batik	2 331	63 120	71 399	921 272
6204330000	Female's jackets & blazers of synthetic fibres	13 733	96 242	207 630	1 497 661
6204390019	Female's jackets and blazers of silk, not printed by traditional batik	0	83	0	18 680
6204390090	Other female's jackets and blazers of other textiles, not silk	813	6 180	49 006	413 156
6204410000	Female's dresses of wool/fine animal hair	68	314	10 809	63 977
6204420090	Female's dresses of cotton, not printed by traditional batik process	6 492	306 526	137 365	2 682 135
6204430000	Female's dresses of synthetic fibres	70 026	645 869	619 302	5 774 150
6204440000	Female's dresses of artificial fibres	3 385	41 239	216 797	2 373 569
6204490019	Female's dresses of silk, not printed by traditional batik process	127	2 281	22 687	365 076
6204490090	Female's dresses of other textiles, not silk and not by traditional batik	522	40 289	5 184	290 074
6204510000	Female's skirts & divided skirts of wool/fine animal hair	68	304	18 083	43 019
6204520010	Female's skirts & divided skirts of cotton, printed by traditional batik	0	32	0	1 339
6204520090	Female's skirts & divided skirts of cotton, not by traditional batik process	5 777	107 366	109 563	1 424 529
6204530000	Female's skirts & divided skirts of synthetic fibres	7 212	84 130	259 205	1 961 207
6204590019	Female's skirts & divided skirts of silk, not printed by traditional batik	14	152	3 330	37 668
6204590090	Female's skirts & divided skirts of other textiles, not silk	1 192	9 292	69 529	505 525
6204610000	Female's trousers/bib & brace overall/breeches/shorts of wool/fine	100	317	16 675	54 671
6204620000	Female's trousers/bib & brace overall/breeches/shorts of cotton	149 771	1 537 374	1 918 025	19 254 940
6204630090	Female's trousers/shorts/etc of synthetic fibres not for clothing avia	12 520	104 781	453 659	3 221 811
6204690000	Female's trousers/shorts/etc of other wool or fine animal hair and co	3 061	44 415	160 297	2 001 112
6205200010	Male's shirts of cotton, printed by traditional batik process	0	380	0	19 023
6205200090	Male's shirts of cotton, not printed by traditional batik process	42 853	500 038	1 334 467	11 824 657
6205300000	Male's shirts of man-made fibres	11 185	45 521	63 824	703 742
6205901000	Male's shirts of other textiles of wool or fine animal hair	0	232	0	2 817
6205909011	Male's shirts of silk, printed by traditional batik process	0	6	0	2 596
6205909019	Male's shirts of silk, not printed by traditional batik process	0	812	0	26 911
6205909090	Male's shirts of other wool or fine animal hair, not silk	263	30 407	6 724	936 005
6206100090	Female's blouses/shirts/shirt blouses of silk/waste, not by traditional	1 258	8 510	103 992	870 027
6206200000	Female's blouses/shirts/shirt blouses of wool/fine animal hair	22	52	4 998	16 690
6206300010	Female's blouses/shirts/shirt blouses of cotton, by traditional batik	0	164	0	7 555
6206300090	Female's blouses/shirts/shirt blouses of cotton, not by traditional batik	110 155	981 913	815 057	7 189 431
6206400000	Female's blouses/shirts/shirt blouses of man-made fibres	31 178	368 986	1 220 455	11 070 313
6206900000	Female's blouses/shirts/shirt blouses of other textiles	13	16 781	138	1 004 885
6207110000	Male's underpants & briefs of cotton	52	3 540	3 230	145 794
6207190000	Male's underpants & briefs of other textiles, not cotton	75	4 045	5 105	37 549

I.3. IM POR M ENURUT KOM ODITI / IM PORT BY HS COM M ODITY

\*\*\* AGUSTUS/ AUGUST 2014 \*\*\*

H S	Uraian Komoditi Commodity Description	Berat Bersih / Net Weight (Kg)		Nilai / Value C.I.F (US\$)	
		Bulan ini Current Month	Kumulatif Cum.Jan. to date	Bulan ini Current Month	Kumulatif Cum.Jan. to date
6207210010	Male's nightshirts & pyjamas of cotton,printed by traditional batik	0	184	0	3 768
6207210090	Male's nightshirts & pyjamas of cotton,not printed by traditional b	141	2 988	5 988	24 427
6207220000	Male's nightshirts & pyjamas of manmade fibres	0	261	0	13 630
6207910000	Male's wear, not underpants/briefs/ nightshirts/pajamas of cotton	1	559	37	14 540
6207991000	Male's wear, not underpants/briefs/ nightshirts/pajamas of man-m	0	186	0	6 633
6207999000	Male's wear, not underpants/briefs/ nightshirts/pajamas of oth tex	1	8 720	4	40 926
6208110000	Female's slips & petticoats of man-made fibres	0	100	0	3 815
6208190000	Female's slips & petticoats of othertextiles	333	361	507	1 305
6208210090	Female's nightdresses & pajamas of cotton, not by traditional batik	114	22 669	4 683	80 811
6208220000	Female's nightdresses & pajamas of manmade fibres	6	5 214	197	31 279
6208290019	Female's nightdresses & pajamas of silk,not printed by traditional l	5	45	192	4 945
6208290090	Female's nightdresses & pajamas, not cotton & oth textiles	0	5	0	197
6208910011	Female's negliges of cotton printed by traditional batik process	0	426	0	7 546
6208910019	Female's negliges of cotton not printed by traditional batik process	17	45	563	1 458
6208910090	Oth female's negliges of cotton	835	16 209	5 932	92 002
6208920019	Female's negliges of man made fibres,not printed by traditional ba	0	587	0	16 955
6208920090	Oth female's wear of cotton, not negliges	295	15 008	11 932	145 819
6208999000	Female's wear of oth textiles, not wool or fine animal air	0	292	0	17 505
6209203000	Babies' t-shirts, shirts, pajamas, same items of cotton	4	7 695	7	227 490
6209209010	Babies' suits, pants and same items of cotton, not t-shirts/ shirts/ pa	12	14 416	47	362 877
6209209090	Oth babies' suits, pants and same items of cotton, not t-shirts/ shir	20 080	393 914	64 316	915 056
6209301000	Babies' suits, pants & same items of synthetic fibres	2	5 616	70	51 804
6209303000	Babies' t-shirts, shirts, pajama, & same items of synthetic fibres	166	656	3 753	18 148
6209304000	Babies' clothing accessories of synthetic fibers	4	677	13	17 122
6209309000	Babies' garments of synthetic fibers, not suits/ pants/ t-shirts/ shirts/	9 904	33 059	169 717	555 977
6209900000	Babies' garments & clothing acc of oth textiles, not cotton/ synthetic	0	844	0	28 484
6210101100	Work protective grmnt of chemicals/ radiation/ fire from fabrics of	3	1 985	153	48 156
6210101900	Work protective grmnt of oth hazardsubstances from fabrics of 56	180	4 784	4 902	45 568
6210109000	Garment from fabric 5602/5603, not for work protective	181	14 780	3 361	162 198
6210202000	Oth garmnt of subhead 620111-620119, protective work from fire	0	84	0	7 747
6210204000	Oth garmnt of subhead 620111-620119, of oth protective work	0	9 542	0	109 193
6210209000	Oth garmnt of subhead 620111-620119, for protective work from c	25	1 229	249	63 305
6210304000	Oth garmnt of subhead 620211-620219, of oth protective work	89	703	645	1 263
6210309000	Oth garmnt of subhead 620211-620219, for protective work from c	3 270	9 440	47 286	182 988
6210401000	Oth male garmnt of 5602/03;5903/06/07 for protect work from fir	33	16 987	296	80 019
6210409000	Oth male garmnt of 5602/03;5903/06/07 for protect work from ot	2 716	33 761	121 214	841 054
6210502000	Oth female garmnt of 5602/03;5903/06/07 for protect work from c	0	530	0	20 510
6210509000	Oth female garmnt of 5602/03;5903/06/07 for protect work from c	4 103	103 067	139 408	1 354 899
6211110000	Male's swimwear	1 495	7 215	48 169	262 416
6211120000	Female's swimwear	9 026	111 274	113 793	1 187 878
6211200000	Garments ski suits for male and female	0	80	0	449
6211329000	Oth male's garments of cotton not forrencing/ wrestling/ pilgrimag	361	17 719	14 673	95 087
6211339000	Oth male's garments of man-made fibre to protect from oth hazar	458	26 282	25 065	192 442
6211391000	Oth male's garments of syhntetic fibres for rencing/ wrestling	0	8	0	111
6211399000	Oth male's garments of syhntetic fibre to protect from oth hazard	78	2 558	1 235	21 140
6211421000	Oth female's garments of cotton forrencing/ wrestling	426	1 207	7 781	20 004
6211429000	Oth male's garments of cotton not forrencing/ wrestling/ prayer clc	532	13 495	25 966	338 696
6211431000	Oth female's garmnt of man-made fibres for surgical gowns	5	6	11	21
6211435000	Oth female's garmnt of man-made fibre to protect from chemical	0	26	0	3 742
6211439000	Oth female's garmnt of man-made fibres not for subhead 6211431	3 178	79 121	110 950	2 564 036
6211491000	Oth female's garmnt of oth textiles forrencing/ wrestling	0	255	0	1 536
6211494000	Oth female's garmnt of wool/ fine animal hair	0	90	0	533
6211499000	Oth female's garmnt of oth textiles not for forrencing/ wrestling/ pr	188	1 711	11 126	103 107
6212101000	Brassieres of cotton, not knitted/ crocheted	23 809	223 482	171 893	2 338 744
6212109000	Brassieres of oth textiles, not knitted/ crocheted	764 691	4 505 607	1 872 106	13 618 991
6212201000	Girdles & panty-girdles of cotton, not knitted/ crocheted	0	2	0	26
6212209000	Girdles & panty-girdles of oth textile materials, not knitted/ crochete	6 004	39 634	70 516	861 431
6212301000	Corsets of cotton, not knitted/ crocheted	0	15	0	1 231
6212309000	Corsets of oth textile materials, not knitted/ crocheted	578	12 926	12 380	135 829
6212901100	Suspenders/ garters/ braces of cotton for treatment of scar tissue &	699	2 280	8 043	27 492
6212901900	Suspenders/ garters/ braces of cotton not for treatment scar/ athleti	489	2 896	14 649	63 025
6212909100	Suspenders/ garters/ braces of oth txtiles for trtment of scar tissue &	15	15	423	423
6212909200	Suspenders/ garters/ braces of oth txtiles for athletic supporters	12 327	23 530	279 758	513 868
6212909900	Suspenders/ garters/ braces of oth txtiles not for treatment scar/ ath	36 241	368 003	707 283	7 448 049

**I.3. IM POR M ENURUT KOM ODITI / IM PORT BY HS COM M ODITY**  
**\*\*\* AGUSTUS/ AUGUST 2014 \*\*\***

H S	Uraian Komoditi Commodity Description	Berat Bersih / Net Weight (Kg)		Nilai / Value C.I.F (US\$)	
		Bulan ini Current Month	Kumulatif Cum.Jan. to date	Bulan ini Current Month	Kumulatif Cum.Jan. to date
6213201000	Handkerchiefs of cotton, printed bytraditional batik process	2	2	113	113
6213209000	Handkerchiefs of cotton, not printed bytraditional batik process	12 355	38 138	13 950	67 599
6213901900	Handkerchiefs of silk/waste, not printedby traditional batik proces	10	128	920	6 790
6213909900	Handkerchiefs of oth textiles not silk/ waste, not by traditional bati	9	440	253	4 580
6214109000	Syals/ scarves/ mufflers/ mantillas/ veilsof silk/ waste, not by trad ba	112	2 772	11 233	338 791
6214200000	Syals/ scarves/ mufflers/ mantillas/ veilsof wool/ fine animal hair	229	728	34 038	103 480
6214301000	Syals/ scarves/ mufflers/ mantillas/ veilsof synth fibres, by trad batik	0	2	0	62
6214309000	Syals/ scarves/ mufflers/ mantillas/ veilsof synth fibres, not by trad b	354 663	2 148 090	378 012	3 640 158
6214409000	Syals/ scarves/ mufflers/ mantillas/ veilsof artificial fibres, not trad ba	660	51 259	32 574	351 958
6214909000	Syals/ scarves/ mufflers/ mantillas/ veilsof oth textiles, not by trad b	436	30 908	20 938	323 700
6215101000	Ties/ bow ties/ cravats of silk/ waste,printed by traditional batik pro	0	469	0	1 741
6215109000	Ties/ bow ties/ cravats of silk/ waste,not printed by traditional batik	266	5 081	16 790	240 271
6215209000	Ties/ bow ties/ cravats of man-made fibres, not printed by tradition	486	4 063	17 195	89 976
6215909000	Ties/ bow ties/ cravats of oth textiles,not printed by traditional bati	33	4 020	2 062	25 598
6216001000	Protective work gloves, mittens & mitts	22 125	100 248	120 171	326 934
6216009100	Oth gloves, mittens & mitts of wool/ fineanimal hair	5	591	335	2 979
6216009200	Oth gloves, mittens & mitts of cotton	1 780	6 655	4 207	27 330
6216009900	Oth gloves, mittens & mitts not wool/ fine animal hair/ cotton	532	14 744	52 323	429 418
6217101000	Accesories of oth made up clothing, oththan hd 6212 for judo belt:	10 930	136 420	144 472	3 040 863
6217109000	Accesories of oth made up clothing, oththan hd 6212, not for judo	59 547	443 466	784 901	6 831 103
6217900000	Parts of garments or clothing accssories oth than of heading 6212	63 256	449 516	1 016 542	9 283 630
6301100000	Electric blankets	4 175	4 226	63 545	64 031
6301200000	Blankets (not electric) & trvelling rugsof wool/ fine animal hair	78	442	2 829	32 852
6301300090	Blankets (not electric) & trvelling rugsof cotton	14 361	143 701	177 661	351 663
6301400010	Blankets (not electric) & trvelling rugsof synthtc fibres of nonwove	0	35 259	0	158 508
6301400090	Blankets (not electric) & trvelling rugsof synthtc fibres of woven fa	95 243	1 922 685	182 089	3 997 715
6301900010	Oth blankets & travelling rugs, nonwoven fabrics of nonwoven fab	0	272	0	4 021
6301900090	Oth blankets & travelling rugs of wovenfabrics	20 905	71 427	57 841	397 906
6302100000	Bed linen, knitted/ crocheted	7 730	12 479	36 299	77 930
6302210000	Oth bed linen of cotton, printed	611	59 650	15 848	818 004
6302221000	Oth bed linen of man-made fibres ofnonwoven fabrics, printed	0	134	0	571
6302229000	Oth bed linen of man-made fibres ofwoven fabrics, printed	20 250	141 477	155 242	1 248 072
6302290000	Oth bed linen of oth textiles, printed	0	251	0	10 074
6302310000	Oth bed linen of cotton, not printed	273	75 211	8 752	696 680
6302329000	Oth bed linen of man-made fabrics ofwoven fabrics	73	70 989	280	828 438
6302390000	Oth bed linen of oth textiles, notprinted	0	379	0	5 891
6302400000	Table linen, knitted or crocheted	258	2 581	3 654	239 909
6302510090	Oth table linen of cotton, not printedby traditional batik process	299	2 616	9 808	111 444
6302530000	Oth table linen,of man-made fibres	17	41 538	570	174 175
6302590000	Oth table linen,of oth textiles	487	8 548	3 113	37 616
6302600000	Toilet&kitchen linen of terry towelling/ similar terry fabrics of cotta	170 778	1 119 577	240 631	2 001 382
6302910000	Oth linen not for bed, table, toilet &kitchen of cotton	46	7 945	830	89 886
6302930000	Oth linen not for bed, table, toilet &kitchen of man-made fibres	19 770	155 694	165 360	889 576
6302990000	Oth linen not for bed, table, toilet &kitchen of oth textiles	1	11 416	7	58 961
6303120000	Curtains (inc drapes) & int blinds/ bedvalances of synth fibres, knitt	1 103	19 653	6 289	197 653
6303199000	Curtains (inc drapes) & int blinds/ bedvalances of oth cotton, knitte	8 984	17 627	21 237	80 585
6303910000	Curtains (inc drapes) & int blinds/ bedvalances of cotton, not knitte	15	508	449	5 561
6303920000	Curtains (inc drapes) & int blinds/ bedvalances of synth fibres, not l	3 403	95 098	24 950	624 918
6303990000	Curtains (inc drapes) & int blinds/ bedvalances of oth textiles, not k	1 692	15 952	4 625	58 579
6304110000	Bedspreads, knitted/ crocheted	0	2 892	0	39 107
6304191090	Bedspreads of cotton, not printed bytraditional batik process	66	5 090	2 089	42 952
6304192000	Bedspreads of nonwoven, not knitted/ crocheted	127	367	917	1 897
6304199000	Bedspreads from woven, not knitted/ crocheted and not from cotta	0	33	0	566
6304911000	Mosquito nets, knitted/ crocheted	4 800	14 039	40 500	123 616
6304919000	Oth furnishing artcl, not bedspread/ mosquito nets, knitted/ croche	2	442	26	5 906
6304920000	Oth furnishing artcl of cotton, notbedspread & not knitted/ croche	1 138	19 537	5 303	247 614
6304930000	Oth furnishing artcl of synthetic fibres, not bedspread & not knitte	8 424	68 643	41 622	410 272
6304990000	Oth furnishing artcl of oth textiles,not bedspread & not knitted/cro	180	29 855	5 887	257 534
6305101100	New sacks & bags of jute for packinggoods	731 195	6 296 855	516 002	5 078 996
6305101900	New sacks & bags of oth textiles bastfibres of hd 5303 for packing	7 902	48 604	107 941	563 204
6305102900	Used sacks & bags of oth textiles bastfibres of hd 5303 for packing	160	161	547	970
6305200000	Sack& bag of cotton for packing goods	2 023	26 314	45 749	917 604
6305321000	Flxible intrmdiate bulk containrs ofsynthetic textiles, nonwoven	1 342	35 888	17 527	137 613
6305329000	Flxible intrmdiate bulk containrs of syntxtiles, nonwoven & not knii	117 155	636 736	531 251	2 803 374



**I.3. IM POR M ENURUT KOM ODITI / IM PORT BY HS COM M ODITY**  
**\*\*\* AGUSTUS/ AUGUST 2014 \*\*\***

H S	Uraian Komoditi Commodity Description	Berat Bersih / Net Weight (Kg)		Nilai / Value C.I.F (US\$)	
		Bulan ini Current Month	Kumulatif Cum.Jan. to date	Bulan ini Current Month	Kumulatif Cum.Jan. to date
6305332000	Sack& bag of polyethylene/polypropylenestrip/ same items of wove	0	5 406	0	8 233
6305339000	Sack& bag of polyethylene/polypropylenestrip, not knitted/crochei	37 504	327 948	152 286	1 068 192
6305391000	Oth sack&bag of synthetice textils of nonwoven	159	792	1 700	7 871
6305392000	Oth sack&bag of synthetice textils, knitted/crocheted	0	79	0	4 275
6305399000	Oth sack&bag of synthetice textils of woven & not knitted/crochet	5 555	16 348	15 743	113 091
6305909000	Sacks & bags of oth textiles not hemp/coconut (coir) of heading 53	0	8 144	0	324 806
6306120000	Tarpaulins, awnings & sunblinds ofsynthetic fibres	3 555	124 000	30 096	493 224
6306199000	Tarpaulins, awnings & sunblinds of othtextiles, not coir fibres/cott	607	70 736	10 377	64 461
6306220000	Tents of synthetic fibres	469	238 799	1 291	789 812
6306299000	Tents of oth textiles, oth than cotton	277	50 946	927	410 590
6306300000	Sails for boats/ sailboards/ landcraft	1 646	4 551	23 444	94 705
6306401000	Pneumatic mattresses of cotton	0	8 204	0	25 716
6306409000	Pneumatic mattresses, oth than cotton	0	55 025	0	208 571
6306900010	Camping goods of cotton	0	71	0	409
6306900099	Camping goods of oth textiles of woven	0	4 600	0	119 986
6307101000	Floor/ dish/ similar cleaning clothes ordusters of nonwoven	73	8 849	1 137	152 934
6307102000	Floor/ dish/ similar cleaning clothes ordusters of felt	0	7	0	105
6307109000	Floor/ dish/ similar cleaning clothes ordusters woven oth than felt	32 323	381 193	353 904	3 207 126
6307200000	Life-jackets & life-belts	4 289	68 032	33 784	451 597
6307903000	Umbrella covers in triangular piece	0	10	0	88
6307904000	Surgical masks	463	8 188	14 526	244 362
6307906100	Harnesses safety suitable for industrialuse	0	2 796	0	28 030
6307906900	Harnesses safety suitable not forindustrial use	7 353	45 323	116 712	483 031
6307907000	Fans and handscreens	0	69	0	734
6307909000	Oth made up articsl, not umbrella covers/ surgical masks/ harnesse	74 481	563 213	1 081 046	6 680 519
6308000000	Sets, consist of woven fabric& yarn w/ oaccessories txtiles articles f	1 573	69 125	20 898	581 793
6309000000	Worn clothing & oth worn articles.	0	5 247	0	4 497
6310101000	Used/ new rags, sorted	1	1	2	2
6310109000	Scrap twine/ cordage/ rope/ cbles worn outarticles of those, sorted	5	94 762	42	39 140
6310901000	Used/ new rags, unsorted	0	1	0	2
6310909000	Scrap twine/ cordage/ rope/ cbles worn outarticles of those, unsort	0	784	0	2 344
6401100000	Waterproof footwear incorp protectivemetal toe-cap with outer s	17 387	187 837	20 255	230 796
6401920000	Oth waterproof footwear, covering theankle but not cover the kne	11 775	170 439	3 420	181 871
6401990000	Oth waterproof footwear with outer solesplastic by stiching, riveti	1 417	16 123	6 500	537 770
6402199000	Sportsfootwear not for wrestling/ ski/ same items with upper of ru	42 099	753 187	787 936	11 619 006
6402200000	Footwear with upper straps/ thongsassembled to the sole by mear	0	114 782	0	502 125
6402911000	Diving boots covering the ankle withupper of rubber/plastics	373	5 563	9 788	65 997
6402919100	Oth diving boots cover the ankle incorpprotective metal toe-cap, r	1 166	16 665	26 057	325 456
6402919900	Oth diving boots cover the ankle notincorp protct mtl toe-cap, ru	18 506	170 023	252 961	1 493 082
6402991000	Oth footwear not cover the ankle incorpprotect metal toe-cap, ru	706	19 827	1 952	304 461
6402999000	Oth footwear not cover the ankle & notincorp protct mtl toe-cap	1 132 899	15 814 289	3 882 825	53 665 152
6403120000	Ski-boots, cross-country ski footwear & snowboard boot, with uppr	0	5 265	0	8 472
6403191000	Sports footwear fitted with spikes,cleats or the same item, leather	0	9 948	0	364 475
6403192000	Sports footwear for riding boots orbowling shoes, leathers	0	95	0	467
6403199000	Sports footwear not fitted with spikes/bowling/ wrstling/ weight lifi	11 993	281 847	332 245	5 242 342
6403200000	Footwear, outer soles of leather, uppersof leather straps accros,in	1	240	7	1 226
6403400000	Oth footwear incorp protect metal toecap with upper of leathers	70 930	1 414 014	755 999	14 864 380
6403510000	Oth footwear with outer sole of leathercovering the ankle	176	639	27 522	93 771
6403590000	Oth footwear with outer sole of leather,not covering the ankle	1 789	12 654	157 975	1 153 527
6403910000	Oth footwear, not for sprts/incorp metaltoe-cap protect, covering	17 448	174 863	423 447	3 356 865
6403990000	Oth footwear, not for sprts/incorp metaltoe-cap protect, not cove	78 179	921 008	2 059 237	22 451 354
6404111000	Sports footwear with outer sole rubbr/ plstc, with spike/ cleat	0	1 135	0	36 557
6404119000	Sports footwear not fitted with spikes/ wrstling/ weight lifting/ the l	88 482	674 057	2 420 594	12 021 526
6404190000	Oth sports footwear for oth purposessedwith outer soles of rubber/ l	114 652	3 193 154	1 451 757	18 882 784
6404200000	Oth footwear with outer soles of leather/ composition leather	199	10 111	58 610	290 191
6405100000	Oth footwear, with uppers of leather/ composition leather	20	71	1 252	1 506
6405200000	Oth footwear, with uppers of textiles	11 343	19 305	174 663	329 110
6405900000	Oth footwear, with upper of ith leather/ composition leather/ textil	25 754	391 066	98 869	1 511 903
6406101000	Uppers & parts thereof, oth than stiffeners of metal toe-caps	43 605	398 387	209 341	1 506 396
6406109000	Uppers & parts thereof, oth than stiffeners & not fitted with metal	168 682	1 470 264	2 861 945	20 028 181
6406200000	Parts of footwear with outer soles & heels, of rubber/plastics	680 065	5 976 812	6 105 674	51 824 338
6406901000	Parts of footwear of wood	0	51	0	6 798
6406902100	Oth parts of footwear of metal of iron/ steel	48 436	224 229	82 697	575 618
6406902910	Oth parts of footwear of metal of copper	216	8 528	3 119	64 321

I.3. IM POR M ENURUT KOM ODITI / IM PORT BY HS COM M ODITY

\*\*\* AGUSTUS/ AUGUST 2014 \*\*\*

H S	Uraian Komoditi Commodity Description	Berat Bersih / Net Weight (Kg)		Nilai / Value C.I.F (US\$)	
		Bulan ini Current Month	Kumulatif Cum.Jan. to date	Bulan ini Current Month	Kumulatif Cum.Jan. to date
6406902990	Oth parts of footwear of oth metal, not iron/steel/copper	501	72 358	5 257	1 100 611
6406903100	Oth parts of footwear of rubber/plasticin-soles	101 810	699 038	1 690 892	10 457 445
6406903200	Oth parts of footwear of rubber/plasticcomplete-soles	12 205	57 279	188 511	876 531
6406903900	Oth parts of footwear of rubber/plasticout-soles	92 412	1 083 885	1 482 063	12 435 131
6406909100	Oth parts of footwear of oth materialsfor gaiters/leggings/same it	1 612	33 818	30 042	229 004
6406909900	Oth parts of footwear of oth materialsnot for gaiters/leggings/sam	309 472	2 230 151	3 383 496	24 110 143
6501000000	Hat-forms/bodies,hood of felt,not blockshape, not brims, plateau>	0	3 162	0	22 685
6502000000	Hat-shapes, plaited by assembling stripof any material, no block sh	60	60	10 835	10 835
6504000000	Hats&oth headgear/plaited by assemblingstrips of any material, tr	4 227	78 868	37 442	623 783
6505001000	Hats&oth headgear of a kind used forreligious purposes, knitted/c	69	29 857	1 705	175 164
6505002000	Hats&oth headgear, knitt/crochet, hair-nets, knitted/crocheted	6 579	47 976	149 314	961 193
6505009000	Oth hats&oth headgear, not for hair-nets/religious purposes, knitt	24 740	180 413	267 530	2 112 134
6506101000	Protective helmets for motorcyclistswhether/not lined/trimmed	38	47 076	4 236	421 269
6506102000	Industrial safety & firefighters helmets, excl steel helmets whether	18 162	158 484	164 127	1 190 215
6506103000	Steel helmets safety	155	1 438	5 697	129 334
6506104000	Water polo headgear	0	142	0	984
6506109000	Oth safety headgear, not for motocyclist/industrial/firefighters/st	32 117	182 719	216 247	1 818 912
6506910000	Oth headgear of rubber/of plastics	13 150	46 405	19 385	117 685
6506991000	Oth headgear of furskin	12 515	42 603	119 624	371 128
6506999000	Oth headger of oth materials, notfurskin	1 235	26 971	4 872	645 446
6507000000	Head-band,lining,cover,hat foundation,hat frame,peak&chinstrap,	31 211	168 951	125 743	942 484
6601100000	Garden/similar umbrellas	68 247	393 114	52 398	558 414
6601910000	Umbrellas & sun umbrellas having atelescopic shaft	142 625	588 695	124 884	452 960
6601990000	Umbrellas & sun umbrellas not having atelescopic shaft	654 575	4 339 530	458 668	3 994 135
6602000000	Walking-sticks, seat-sticks, whips, riding crops & the like.	3 671	71 266	12 830	278 250
6603200000	Umbrella frames, including frames mounted on shafts (sticks)	72 657	380 460	86 089	474 044
6603901000	Parts, trimmings & accessories forarticles of heading 6601	1 249	155 730	2 134	183 140
6603902000	Parts, trimmings & accessories forarticles of heading 6602	0	15 017	0	32 879
6701000000	Skin&oth part of bird with feathr/down,feathr,part of feathr,down	101	7 524	899	786 096
6702100000	Artificial flower, foliage, fruit, &parts thereof of plastics	154 499	1 336 875	309 629	3 050 679
6702901000	Artificial flower, foliage, fruit, &parts thereof of paper	1 000	2 788	22 841	39 356
6702902000	Artificial flower, foliage, fruit, &parts thereof of textiles	3 906	27 287	17 100	185 728
6702909000	Artific flower,foliage,fruit&partsthereof of oth mterials, not paper,	6 236	410 321	30 198	1 139 522
6703000000	Human hair, dressed, thinned, bleached,othwise worked for wigs/	75 463	389 595	5 923 641	14 877 061
6704110000	Complete wigs of synthetic textiles	347	5 518	25 602	121 406
6704190000	False beards, eyebrows, eyelashes,switches of synthetic textiles	1 241	18 473	34 118	341 461
6704200000	Wigs, false beards, eyebrows,eyelashesof human hair	1 158	2 693	3 311	30 464
6704900000	Wigs, false beards, eyebrows,eyelashes,of oth materials	16 823	50 971	231 473	723 367
6801000000	Setts, curbstones & flagstones, of naturals stone (except slate)	315 997	127 340 261	77 063	1 496 598
6802100000	Tiles, cubes, similar articles, square <7 cm, artif colored, chipping &	59	185 475	710	35 290
6802210000	Oth monmental/building stone of marble,travertine, alabaster, sin	1 519 249	14 171 032	748 808	6 493 901
6802230010	Oth monmental/building stone of granitwith polished slabs	217 760	4 569 699	50 837	1 633 875
6802230090	Oth monmental/building stone of granitwith not polished slabs	344 059	1 070 821	125 134	323 810
6802299000	Monumental/building stone of oth stone, simply cut/ sawn with a fl	0	599 419	0	36 860
6802911000	Oth article monumental/building ofmarble	1 637 589	12 049 104	640 065	4 752 267
6802919000	Oth article monumental/building oftravertine & alabaster	301	49 754	1 146	72 854
6802920000	Oth article monumental/building ofcalcereous stone	1 160	1 160	850	850
6802930000	Oth article monumental/building ofgranite	3 680 492	20 886 377	1 322 288	8 522 726
6802990000	Oth article monumental/building ofoth stones,not marble/traverti	132 162	1 603 363	42 894	559 339
6803000000	Worked slate&articles of slate or ofagglomerated slate	256 225	1 036 343	84 481	331 319
6804100000	Millstones & grindstones for milling,grinding & pulping	981 013	6 899 509	1 772 280	13 441 566
6804210000	Oth millstone/grindstone for grinding of agglomerated synt/ natur	110 519	965 258	705 292	8 242 746
6804220000	Oth millstone/grindstone of oth agglomerabrasv/cramc for grindin	947 429	6 610 004	2 757 838	19 742 217
6804230000	Oth millstone/grindstone of naturl stonefor grinding wheel&the lik	86 203	949 091	175 233	1 632 601
6804300000	Hand sharpening/polishing stones	505 521	2 378 720	236 149	1 492 906
6805100000	Natural/artificial abrasive powder/grainon a base of woven textile	377 549	2 615 514	1 536 716	10 587 877
6805200000	Natural/artificial abrasive powder/grainon a base of paper/paperb	300 970	1 794 786	947 832	5 694 556
6805300010	Natural/artificial abrasive powder/grainon a base of polishing disc	37 933	216 649	233 561	1 172 907
6805300090	Natural/artificial abrasive powder/grainon a base of oth materials,	53 529	683 659	320 584	2 602 001
6806100000	Slag wool, rock wool & similar mineralwools in bulk/ sheets/ rolls	624 170	7 012 685	797 653	10 615 040
6806200000	Exfoliated vermiculite,expanded clays,foamed slag&similar expanc	159 407	651 225	135 400	647 563
6806900000	Mixture&article of heat/sound insulating or sound absorb mineral	675 521	5 080 284	1 370 429	12 968 963
6807100000	Articles of asphalt/of similar materialin rolls	607 856	5 850 504	392 094	4 510 788
6807909000	Articles of asphalt/of similar materialof oth tiles, not in rolls	684 162	9 067 397	613 060	8 571 502

I.3. IM POR M ENURUT KOM ODITI / IM PORT BY HS COM M ODITY

\*\*\* AGUSTUS/ AUGUST 2014 \*\*\*

H S	Uraian Komoditi Commodity Description	Berat Bersih / Net Weight (Kg)		Nilai / Value C.I.F (US\$)	
		Bulan ini Current Month	Kumulatif Cum.Jan. to date	Bulan ini Current Month	Kumulatif Cum.Jan. to date
6808001000	Roofing tiles, panels, boards,blocks & similar articles of coir fibres/	97 491	1 172 747	104 009	929 549
6808009000	Chips,particles,sawdust or oth waste ofwood, agglomer with ceme	269 362	2 395 699	272 263	3 457 978
6809110000	Board, sheet, panels,tiles, reinforced withpaper/ board only	3 813 640	46 068 394	756 945	8 782 426
6809191000	Oth articles of plaster/ of compositionsbased on plaster of tiles	0	78	0	415
6809199000	Oth articles of plaster/ of compositionsbased on plaster of oth tiles	93 621	7 639 268	111 757	2 218 139
6809901000	Dental moulds of plaster	0	50	0	333
6809909000	Oth articles of plaster/ cmpsitions based on plaster, not dental moi	15	9 195	639	58 165
6810110000	Building blocks & bricks	37 467	209 174	21 549	136 468
6810191000	Tiles, reinforced or not	93 469	458 918	48 763	224 281
6810199000	Flagstones, reinforced or not	25 434	1 492 902	387 390	3 925 606
6810910010	Concrete building piles for building orcivil engineering	21 123 057	110 108 282	2 797 627	16 348 827
6810910090	Oth prefabricated structural componentsfor building or civil engin	0	304 548	0	63 569
6810990000	Oth prefabricated structural components, reinforced or not	53 020	459 990	38 483	581 195
6811401000	Corrugated sheets containing asbestos	407	43 159	1 504	35 728
6811402100	Floor or wall tile containing asbestos & plastics	0	2 810	0	4 229
6811402900	Floor or wall tile containing othasbestos, not plastics	25 785	255 554	21 872	175 326
6811403000	Tubes or pipes containing asbestos	76	6 265	2 606	53 363
6811404000	Tubes or pipes fittings containingasbestos	34	9 133	548	271 655
6811409000	Oth articles of asbestos cement	109	165 712	379	75 168
6811810000	Corrugated sheets not containingasbestos	0	113	0	785
6811821000	Floor or wall tile of cellulose fibre-cement containing plastics only	189 087	655 592	119 823	263 271
6811829000	Floor or wall tile of cellulose fibre-cement, not containing asbesto:	924 456	17 811 641	284 616	4 765 321
6811891000	Tubes/pipes of celluse fibre-cement	397	11 349	2 144	62 944
6811892000	Tubes/pipes fittings of celluse fibre-cement	0	378	0	15 183
6811899000	Other article of cellulose fibre cement, not tubes/pipes/ pipes fittir	436	135 110	1 404	178 001
6812802000	Clothing of crocidolite fibres	1	331	5	12 550
6812803000	Paper, millboard and felt of crocidolitefibres	0	12 906	0	8 133
6812804000	Floor or wall tiles of crocidolite	0	19	0	21
6812805000	Cloth accessories, footwear & headgearfabricated crocidolite fibres	1 654	40 635	17 411	234 320
6812809000	Oth articles of crocidolite fibres	33 253	342 636	60 254	1 863 192
6812919000	Clothing accessories, footwear & headgear of oth crocidolite fibres	7 254	91 344	104 282	1 005 820
6812920000	Paper, millboard and felt of othcrocidolite fibres	1	17 879	80	24 907
6812930000	Compressed asbestos fibre jointing of oth crocidolite fibres in shee	37 098	767 849	43 745	773 007
6812991100	Fabric asbes fibres, oth crocidolite, mixwith a basis asbes & Mg carb	804	96 551	7 303	129 363
6812991900	Oth fabric asbestos fibres not mix witha basis of asbestos	21 450	75 354	37 684	83 058
6812992000	Floor/wall tiles of fabricated asbestos(oth crocidolite)	0	9 690	0	9 564
6812999000	Oth fabricat asbes fibres of oth croci, not fabricate/ floor/wall tiles	61 196	524 644	59 143	888 178
6813201000	Brake lining& pad of friction materialand articles, containing asbest	62 916	414 190	304 051	2 841 248
6813209000	Oth thn brake lining& pad of frictionmaterial and article, containing	18 639	123 460	47 925	368 994
6813810000	Brake lining& pad of frictionmaterial& article, not containing asbest	199 282	1 300 450	2 336 083	15 652 659
6813890000	Oth thn brake lining& pad of frictionmaterial& article, not containin	140 729	930 911	2 212 664	14 721 860
6814100010	Worked mica & article of mica, agglomerated, sheets, strips, simply cu	7 346	57 162	91 902	587 557
6814100090	Worked mica & article of mica, agglomerated, plates	27 097	114 160	21 971	206 350
6814900010	Worked mica & articles of mica, in rolls & pieces, simply cut to sha	28 033	36 124	98 331	226 329
6814900090	Oths worked mica & articles of mica	276	6 211	11 509	207 114
6815101000	Yarn/thread non-electrical articlesgraphite/ carbon	9 083	108 023	434 305	3 105 876
6815102000	Bricks, paving slabs, floor tiles, etc nonelectrical articles graphite/ car	68 546	627 727	68 402	707 132
6815109100	Carbon fibres, etc non electricalarticles graphite/ carbon	6 465	52 454	194 394	992 205
6815109900	Oth non electrical articles graphiteor carbon	12 527	103 228	132 051	1 026 630
6815200000	Articles of peat	7	5 239	52	16 420
6815910000	Articles of stone, contents magnesite, dolomite/ chromite	93 137	998 137	32 794	566 369
6815990000	Oth articles of stone, oth thn contentmagnesite, dolomite/ chromite	66 976	1 257 521	222 650	3 060 986
6901000000	Bricks, blocks, tiles & oth ceramic goodsof siliceous fossil meals/ of s	9	134 515	14 837	74 474
6902100000	Goods of siliceous cont by weight, singly/ together mg, ca, cr > 50%	1 884 594	28 116 170	1 848 760	32 690 615
6902200000	Goods of siliceous cont by weight, singlyor together alumina, silica, a	2 688 889	33 221 129	1 578 315	32 323 955
6902900000	Goods of siliceous cont by weight, of oth metals compound	582 052	2 986 409	778 561	2 545 286
6903100000	Oth refractory ceramic goods cont byweight, graphite/ carbon, or a	1 187	76 326	24 288	677 810
6903200000	Oth refractory ceramic goods cont byweight, alumina/ silica, or a m	285 228	2 341 801	421 903	5 225 885
6903900000	Oth refractory ceramic goods cont byweight, oth metal compound	1 192 240	5 294 977	1 711 557	12 487 143
6904100000	Ceramics building bricks	0	251	0	547
6904900000	Flooring blocks, support/ filler tiles & the like	0	815	0	6 087
6905100000	Roofing tiles of ceramic	340 538	1 945 859	69 114	521 431
6905900000	Chimney-pot, cowl, chimney liner, architect ornament& oth ceramic	3	389 384	2 881	2 476 679
6906000000	Ceramic pipes, conduits, guttering, pipe fittings	0	125	0	360

**I.3. IM POR M ENURUT KOM ODITI / IM PORT BY HS COM M ODITY**  
**\*\*\* AGUSTUS/ AUGUST 2014 \*\*\***

H S	Uraian Komoditi Commodity Description	Berat Bersih / Net Weight (Kg)		Nilai / Value C.I.F (US\$)	
		Bulan ini Current Month	Kumulatif Cum.Jan. to date	Bulan ini Current Month	Kumulatif Cum.Jan. to date
6907101000	Paving,hearth/ wall tiles,rectangle,circle<7cm,unglazed	0	1 456	0	468
6907109000	Oth thn Paving,hearth/ wall tiles,rectangle,circle<7cm,unglazed	0	46 000	0	4 458
6907901000	Paving,hearth/ wall tiles,rectangle,circle>7cm,unglazed	36 565 417	402 538 698	8 610 934	92 793 154
6907902000	Lining tiles of a kind used for grindingmills,rectang,circle>7cm,ungl	0	6 960	0	5 570
6907909000	Oth thn tile,cube& similar article,whether/ not rectang,circle<7cm,ungl	86 181	1 819 903	22 583	455 452
6908101000	Paving,hearth/ wall tiles,rectangle,circle<7cm,glazed	585 496	3 413 674	199 248	1 097 499
6908109000	Oth thn Paving,hearth/ wall tiles,rectangle,circle<7cm,glazed	0	22 570	0	22 366
6908901100	Paving,hearth/ wall tiles of plain tiles,rectangle,circle>7cm,glazed	70 783	809 016	14 309	288 175
6908901900	Oth thn paving,hearth/ wall tiles of plaitiles,rectangle,circle>7cm,gl	653	10 767	3 931	43 119
6908909100	Paving,hearth/ wall tile of oththn plain tile,rectang,circle>7cm,glaze	6 383 393	56 507 960	1 434 665	15 016 115
6908909900	Oth thn paving,hearth/ wall tile of oththn plain tile,rectang,circle>7	347 998	1 058 670	69 694	344 457
6909110000	Ceramic of porcelain or china forlaboratory,chemical or oth tech	80 602	486 601	109 666	731 701
6909120000	Artcde having a hardnss=>9 Mohsfor laboratory,chemical or oth te	562 892	5 971 598	707 701	5 997 073
6909190000	Oth ceramic wares for laboratory,chemical/ oth technical uses	195 816	1 227 549	128 551	2 056 872
6909900000	Oth thn ceramic wares for laboratory,chemical/ oth technical uses	43 427	369 425	205 174	746 274
6910100000	Ceramic sinks, wash basins,wash basin of porcelain/ china	233 549	6 386 807	224 355	6 577 118
6910900000	Ceramic sinks, wash basins,wash basin of oth thn porcelain/ china	165 104	1 645 750	279 362	2 168 650
6911100000	Tableware & kitchenwareof porcelain/ china	481 428	9 097 451	110 480	2 527 622
6911900000	Oth household, toilet articlesof porcelain/ china	2	5 792	2	34 484
6912000000	Tableware & kitchenware, oth householdtoilet art, oth than porce	559	15 065	17 484	124 306
6913101000	Ornamental cigarette box & ashtrayof porcelain or china	3	52	105	3 854
6913109000	Oth thn ornamental cigarette box&ashtrayof porcelain or china	29 547	652 397	30 207	1 138 172
6913901000	Ornamental cigarette box & ashtrayof oth thn porcelain or china	0	3 064	0	7 321
6913909000	Oth thn ornamental cigarette box&ashtrayof oth thn porcelain or	14 697	106 535	14 303	287 676
6914100000	Oth ceramic articles ofporcelain/ china	1 814	78 094	1 372	92 593
6914900000	Oth ceramic articles of oth thanporcelain/ china	2 123	871 797	88 848	1 783 289
7001000000	Cullet & oth waste & scrap ofglass; glass in the mass	4 509 894	29 608 472	390 025	2 525 026
7002100000	Glass in balls	5	152 296	13	159 544
7002200000	Glass in rods	1 501	5 156	1 587	16 139
7002311000	Fused quartz/ oth fused silica forvacuum tubes	207	7 009	3 730	310 543
7002319010	Fused quartz/ oth fused silica for vialor ampoules industry	548 207	3 759 349	1 084 760	7 672 148
7002319090	Glass in ball,tube of fused quartz/ othfused silica,oth thn boro silict g	8 697	99 937	406 695	2 967 000
7002321000	Glass in tubes,linear coef<=5x10(-6)kelvin in temp.(0-300 C) for va	0	131	0	6 125
7002322000	Oth glass in tubes,linear coef<=5x10(-6)with 3mm<=diameter<22n	0	50 009	0	246 196
7002329000	Oth glass in tubes,linear coef<=5x10(-6)kelvin in temp.(0-300 C)	29 039	236 892	94 078	671 867
7002392000	Oth transparent neutral glass for enamelglass,with 3mm<=diametr	0	1 548	0	37 628
7002399000	Oth glass having linear coeff. 0-300coth thn vacum&boro silict glas	1 368	128 667	83 193	579 299
7003122000	Non wired sheets,in squares/ rectangularshape incl.1,2,3,4 corners	0	308 448	0	79 496
7003129000	Oth non-wired sheets colored glass	535	246 144	118 773	404 654
7003199000	Oth non-wired sheets not coloredglass	1 184 788	8 492 266	534 283	4 021 131
7003200000	Cast glass and rolled glass,wired sheets	0	1	0	7
7003300000	Cast glass and rolled glass, profiles	0	219	0	900
7004209000	Optical drawn, blown glass, opticallyworked,flushed,opacified, abs	3 178	43 665	120 086	738 493
7004909000	Oth optical drawn,blown glass,opticallyworked,flushed,opacified, z	48 440	3 377 478	20 083	1 119 203
7005109000	Oth non-wired glass,absorbentreflecting/ non-reflecting layer	465 088	2 898 439	341 585	2 084 526
7005211000	Oth non-wired glass, colored, opacifiedoptical glass, not optically v	0	2 398	0	10 771
7005219000	Oth non-wired glass, colored, opticallyworked, flashed, opacified	51 800	3 222 136	39 130	1 575 432
7005299000	Oth non-wired glass, not colored,optically worked	1 315 337	7 401 456	394 031	2 296 200
7005300000	Float glas& surface ground/ polish glas,wired glass	0	19 296	0	41 669
7006001000	Optical glass, not optically worked,for glass of heading 70,03,70,04	0	6	0	349
7006009000	Optical glass, optically workedfor glass of heading 70,03,70,04,70,1	61 197	475 137	69 221	517 097
7007111000	Toughened (tempered) safety glasssuitable for vehicles of chapter	13 958	305 886	89 407	1 530 543
7007112000	Toughened (tempered) safy glas suitabl for aircraft,spacecraft of c	0	11	0	50
7007114000	Toughened (tempered) safety glasssuitable for ship,boat,floating c	0	16 513	0	27 196
7007191000	Toughened (tempered) safety glasssuitable for machine of head 84	23 491	60 532	54 171	235 045
7007199000	Toughened (tempered) safety glasssuitable for oth machinery	955 293	5 277 651	846 780	4 939 714
7007211000	Laminated safety glass suitable forvehicles of chapter 87	21 154	496 363	155 609	1 947 482
7007214000	Laminated safety glass suitable forships,boats,floating struct, chap	4	806	16	8 535
7007291000	Laminated safety glass suitable formachine of head 84.29/84.30	2 396	6 456	18 817	60 827
7007299000	Laminated safety glass suitable foroth machinery	91 118	643 949	92 099	699 490
7008000000	Multiple-walled insulating unitsof glass.	484 148	4 143 652	707 386	5 241 686
7009100000	Rear-view mirrors for vehicles	282 370	1 986 580	3 148 702	18 205 763
7009910000	Glass mirros, unframed	878 919	8 638 924	611 900	6 436 747
7009920000	Glass mirros, framed	123 822	923 173	381 161	2 451 566

**I.3. IM POR M ENURUT KOM ODITI / IM PORT BY HS COM M ODITY**  
**\*\*\* AGUSTUS/ AUGUST 2014 \*\*\***

H S	Uraian Komoditi Commodity Description	Berat Bersih / Net Weight (Kg)		Nilai / Value C.I.F (US\$)	
		Bulan ini Current Month	Kumulatif Cum.Jan. to date	Bulan ini Current Month	Kumulatif Cum.Jan. to date
7010100000	Ampoules of glass	10 616	165 871	72 187	680 705
7010200000	Stoppers, lids & oth closures of glass	11 490	75 194	22 683	219 847
7010901000	Carboys & demijohn	135 100	863 153	335 660	2 267 187
7010904000	Bottles&vials for antibiotics,serums,oth injectables,intravenous inf	2 394 665	18 902 420	2 012 074	15 109 951
7010909000	Oth bottles for intravenousfluids of glass	7 621 336	58 377 924	4 324 008	33 337 427
7011101000	Stem for electric lighting	78	1 920	15 644	20 775
7011109000	Glass envelops for electric lightingoth than stem	171 432	1 771 855	965 023	5 573 037
7011200010	Television tubes, cathode-ray tubes	4 573 059	34 210 091	3 986 349	29 659 671
7011200090	Cathode-ray tubes, oth than television	20 731	131 551	170 496	768 838
7011900000	Oth glass envelopes, bulbs,tubes,open,glass parts thereof,without	271	107 756	7 775	185 766
7013100000	Glassware of a kind used for table,kitchen, toilet, office of glass-ce	49 904	429 119	201 341	1 449 743
7013220000	Stemware drinking glasses,oth thn glassceramics, of lead crystal	4 335	12 349	13 211	209 393
7013280000	Stemware drinking glasses,neither glass-ceramics nor lead crystal	27 573	515 503	48 655	813 004
7013330000	Other drinking glasses, of lead crystal	0	74	0	2 415
7013370000	Other drinking glasses, neitherglass-ceramics nor lead crystal	208 926	2 115 539	341 810	3 231 767
7013410000	Glassware for table (not drinking glass)kitchen purpose,of lead cry	0	1 668	0	3 195
7013420000	Glassware for table (not drinking glass)kitchn,linear coef<5x10-6/K	514	558 366	1 114	1 529 704
7013490000	Oth glassware for table(not drink glass)kitchen purposes, not cera	193 921	4 241 896	268 748	5 229 922
7013910000	Other glassware of lead crystal	16	1 541	162	5 293
7013990000	Other glassware of not lead crystal	609 996	9 889 629	782 727	10 454 891
7014001000	Signalling glassware& optical element formotor vehicles,not thse o	15 482	71 335	104 126	743 878
7014009000	Other signalling glassware & opticalelements of glass, not optically	45	18 172	986	315 368
7015100000	Glasses for corrective spectacles	17 538	49 826	400 474	1 271 229
7015901000	Clock or watch glasses	109	788 331	324	184 606
7015909000	Glasses for non-corrective spectacles;hollow glass spheres & their	3 684	56 503	13 252	161 559
7016100000	Glass cubes&oth glass smallwares,for mosaics or decorative purpo	121 009	615 514	159 155	986 978
7016900000	Oth articles of moulded glass; leaddlights; multicellular & smlr fo	704 035	4 224 230	678 346	4 341 757
7017101000	Quartz reactor tubes and holders glass,for production of semicond	7 461	86 424	43 250	674 471
7017109000	Laboratory or pharmaceutical glassof fused quartz or oth fused sili	10 751	153 031	131 644	2 517 737
7017200000	Laboratory, hygienic/pharmaceuticalwith coef< 5x10-6/kelvin, 0 - :	23 961	184 314	122 758	1 397 366
7017900000	Laboratory,hygienic/pharmaceuticalglassware,nor fused quartz/fu	8 342	57 711	79 771	584 461
7018100010	Glass beads	170 310	1 861 879	566 066	3 110 955
7018100020	Imitation pearls	1 217	7 304	12 777	100 685
7018100090	Imitation precious & glass smallwares	26 517	509 241	119 811	877 584
7018200000	Glass microspheres <=1mm in diameter	123 128	889 644	45 269	788 067
7018900000	Glass eyes, not prsthtc artcls, ornamntof lamp-worked glass,not ir	141 990	581 457	144 328	1 256 670
7019110000	Chopped strands,of a length <= 50 mm	66 757	1 539 173	106 262	2 227 525
7019120000	Rovings of glass fibres	279 181	4 590 324	349 301	3 850 239
7019191000	Yarn of glass fibres	22	22 443	575	243 492
7019199000	Siver of glass fibres	191 139	955 370	402 295	2 097 660
7019310000	Mats of glass fibres	547 425	5 435 404	842 026	8 244 392
7019320000	Thin sheets (voiles) of glass fibres	21 838	270 663	98 306	634 404
7019391000	Asphalt/ coal-tar impregnatdglass-fibre outerwrap for pipelines	42 611	318 955	166 852	887 652
7019399000	Mattresses,boards and similarnonwoven products of glass fibres	351 485	3 562 843	737 998	6 666 604
7019400000	Woven fabrics of glass fibres rovings	132 291	2 320 668	176 393	2 569 066
7019510000	Oth woven fabric,of a width <= 30 cm	1 469	9 025	8 013	98 018
7019520000	Oth woven fabric,of a width>30cmplain weave,wght<250g/m2 of t	1 998	28 349	28 560	182 371
7019590000	Oth woven fabric,of a width > 30 cm	26 951	319 664	153 146	1 212 246
7019901000	Glass fibres	83 572	377 111	208 239	1 257 217
7019909000	Other articles of glass fibres	139 709	1 924 582	378 633	4 837 951
7020001100	Glass moulds for the manufactureof acrylic goods	23 492	171 369	88 757	400 684
7020001900	Glass moulds for other purposes	251 033	1 875 064	161 431	1 672 547
7020002000	Quartz reactor tubes & holders designedfor production of semicor	2	251	31	4 236
7020003000	Glass inner for vacuum flasks/othvacuum vessels	122 330	2 114 967	193 897	3 074 071
7020004000	Evacuated tubes for solar energycollectors	7	6 834	33	29 539
7020009900	Other articles of glass.	302 097	1 656 493	1 262 538	4 748 657
7101100000	Natural pearls	0	20	0	114
7101220010	Cultured pearls,fresh water,worked	0	2 845	0	36 493
7102210000	Diamonds, unworked or simply sawn,cleaved or bruted, industrial	1	1	9 819	9 819
7102390000	Diamonds, worked, not mountedor set, non-industrial	0	6	0	1 178 233
7103990000	Oth rubies, sapphires & emeralds, worked	0	11	0	229
7104101000	Piezo-electric quartz,precious orsemiprecious stones,unworked	0	1	0	834
7104102000	Piezo-electric quartz,precious orsemiprecious stones,worked	2 356	11 672	57 355	380 072
7104200000	Other synthentic precious stones,unworked or simply sawn or rougl	0	180	0	32 408

I.3. IM POR M ENURUT KOM ODITI / IM PORT BY HS COM M ODITY  
 \*\*\* AGUSTUS/ AUGUST 2014 \*\*\*

H S	Uraian Komoditi Commodity Description	Berat Bersih / Net Weight (Kg)		Nilai / Value C.I.F (US\$)	
		Bulan ini Current Month	Kumulatif Cum.Jan. to date	Bulan ini Current Month	Kumulatif Cum.Jan. to date
7104900000	Other synthetic precious/semi stones,worked,roughly shapped	50	12 264	4 078	239 114
7105100000	Dust and powder of diamonds	224	1 906	106 189	564 466
7105900000	Dust & powder of other natural orsynthetic precious/semi preciou	0	225	0	27 095
7106100000	Silver powder	758	14 582	13 533	252 247
7106910000	Silver, unwrought	1 601	29 487	721 701	5 926 703
7106920000	Silver, semi-manufactured	15 933	113 780	784 262	6 953 787
7107000000	Base metals clad with silver,not further	342	34 229	194 081	1 494 342
7108120010	Gold in lumps, ingots or cast bars	0	53	0	1 231 337
7108120090	Gold,not in lumps, ingots or cast bars,oth unwrought forms	391	4 879	1 708 497	10 898 870
7108130000	Gold,non monetary,othsemi-manufactured form	64	575	408 876	2 703 056
7108200000	Monetary gold	0	69	0	549
7109000000	Base metals/ silver,clad with gold notfurther worked than semi-ma	0	201	0	1 933 377
7110110010	Platinum, in lumps, ingots, cast bars,powder or sponge,unwrought	798	3 656	2 896	31 025
7110110090	Platinum in oth form, unwrought	943	963	6 702	29 772
7110190000	Platinum, wrought	49	688	3 372	25 410
7110210020	Palladium in lump,ingots,cast bars,powderor sponge,unwrought	7 998	42 635	99 929	256 770
7110290000	Palladium, wrought	0	160	0	22 071
7110310010	Rhodium in lumps, ingots,cast bars,powder or sponge,unwrought	0	5 507	0	18 556
7110310090	Rhodium, unwrouht, in other form	3	1 499	548	9 345
7110390000	Rhodium, wrought	0	1	0	11
7110410010	Iridium, osmium & ruthenium in lumpingots,cast bars,powder/ sp	15	46	104	732
7110410090	Iridium, osmium and ruthenium, inother forms, unwrought	1 138	15 503	10 457	168 211
7111001000	Silver or gold, clad with platinumsemi-manufactured	0	428	0	10 072
7112999000	Waste & scrap of oth precious metal	0	1	0	22
7113111000	Parts of jewellery of silver	32	934	18 163	1 341 905
7113119000	Jewellery of silver	442	2 538	300 721	1 550 755
7113191000	Parts of jewellery of other precious met	10	1 149	2 134	321 038
7113199000	Jewellery of other precious metal	43	8 946	13 380	524 660
7113209000	Jewellery of base metal, clad withprecious metal	11	961	6 276	23 390
7114110000	Articles of silversmiths wares of silverwhether or not plated or cla	123	669	6 280	194 280
7114190000	Articles of goldsmiths wares ofoth precious metal,	6	1 147	21 830	68 509
7114200000	Articles of gold&silversmiths waresof base metals, clad with precic	8	273	7 406	486 714
7115100000	Catalysts of platinum, in the form ofwire cloth or grill	58	1 303	154	475 700
7115901000	Other articles of golds or silver	23 108	184 292	998 121	7 862 134
7115902000	Other articles of metal clad withgold or silver	0	87	0	29 334
7115909000	Oth articles of precious metal/of metalclad with precious metal	2	155	243	17 032
7116200000	Articles of precious/ semi-preciousstones(natural/ synthetic/ recons	1 359	5 766	179 861	907 990
7117111000	Parts cuff-links and studs, of basemetal, whether or not plated	0	960	0	7 547
7117119000	Cuff-links and studs of base metalwhether/ not plated with preciou	1 871	25 370	81 919	773 734
7117191000	Bangles of base metal, whether or notplated with precious metal	50	2 745	3 431	50 986
7117192000	Other imitation jewellery of base metalwhether or not plated w/ p	110 581	740 247	395 283	2 748 479
7117199000	Parts of oth imitation jewellery of basemetal,whether/ not plated v	9 170	109 095	476 369	3 690 982
7117901100	Bangles,wholly of plastic or glass	1	18 636	353	38 130
7117901300	Bangles,wholly of porcelain or china	0	5	0	560
7117901900	Other bangles	1 529	21 597	6 579	109 938
7117902100	Other imitation jewellerywholly of plastics or glass	38 808	181 757	91 007	329 158
7117902300	Oth imitatn jwllry of porcelainor china	0	280	0	4 844
7117902900	Other imitation jewellery	57 061	576 202	119 594	1 318 605
7117909100	Parts of imitation jewellerywholly of plastics or glass	14	1 725	933	39 292
7117909200	Part of imitat jwllry of wood,bone,trtoisshel,ivory,horn,coral,pearl,	0	5	0	574
7117909300	Part of imitation jwllry of porcelainor china	1	53	45	2 142
7117909900	Oth part of imitation jwllry	6 825	37 862	127 661	666 529
7118101000	Silver coin, not being legal tender	865	865	3 600	3 600
7118109000	Oth coin (not gold coin), not beinglegal tender	0	56	0	33
7118909000	Oth coin (oth than gold/ silver coin)	0	4	0	98
7201100000	Non-alloy pig iron cont. by weight0.5% or less of phosphorus	1 438 650	9 761 660	807 446	5 292 429
7201200000	Non-alloy pig iron cont. by weightmore than 0.5% of phosphorus	20 354	266 365	53 785	337 990
7201500000	Alloy pig iron; spiegeleisen	0	59 479	0	111 942
7202110000	Ferro-manganese, cont. byweight more than 2% of carbon	2 887 059	11 443 232	2 860 669	10 897 695
7202190000	Ferro-manganese, cont. byweight <= than 2% of carbon	958 110	10 750 901	1 183 910	13 298 257
7202210000	Ferro-silicon, cont. byweight more than 55% of silicon	1 764 897	11 601 274	2 364 191	15 086 681
7202290000	Ferro-silicon, cont. byweight <= than 55% of silicon	406 090	1 938 482	669 700	4 070 463
7202300000	Ferro-silico-manganese	1 824 000	9 060 293	2 021 215	10 662 598
7202410000	Ferro-chromium, cont. byweight more than 4% of carbon	138 282	1 328 417	242 278	2 404 257







**I.3. IM POR M ENURUT KOM ODITI / IM PORT BY HS COM M ODITY**  
**\*\*\* AGUSTUS/ AUGUST 2014 \*\*\***

H S	Uraian Komoditi Commodity Description	Berat Bersih / Net Weight (Kg)		Nilai / Value C.I.F (US\$)	
		Bulan ini Current Month	Kumulatif Cum.Jan. to date	Bulan ini Current Month	Kumulatif Cum.Jan. to date
7212409000	Flat-rolled iron/not alloy, other shape,painted, varnished/ coated v	2 146 989	14 598 084	3 313 542	23 052 026
7212501100	Hoop,strip iron/not alloy, width<400 mm,coated with chromium	0	3 237	0	20 469
7212501900	Flat-rolled iron/not alloy, otherwiseplated or coated	28 431	520 706	128 310	947 012
7212502100	Hoop,strip iron/not alloy, width<400 mm,coated with aluminium-z	589 991	1 590 391	501 897	1 422 741
7212502200	Flat-rolled iron/not alloy, carbon<0.6%,thick > 1.5 mm, coated alu	446 045	580 311	387 498	496 255
7212502900	Flat-rolled iron/not alloy, otherwiseplated or coated	4 263	5 582	16 870	29 619
7212509100	Other hoop,strip iron/not alloy, width<400 mm	69	5 089	159	18 345
7212509200	Other flat-rolled iron/not alloy,carbon<0.6%, thick > 1.5 mm	54 819	488 082	114 309	1 007 404
7212509900	Flat-rolled iron/not alloy, otherwiseplated or coated	107 935	1 280 766	108 741	1 379 334
7212601000	Hoop,strip iron/ not alloy, clad width< 400mm	65 131	566 435	284 548	2 400 968
7212602000	Flat-rolled iron/not alloy, carbon<0.6%,thick > 1.5 mm, clad	0	10 536	0	28 339
7212609000	Flat-rolled iron/not alloy, clad	7 871	257 340	3 321	243 894
7213100000	Containing indentations,ribs,grooves ofcircular crosssection <= 50	0	28 906	0	59 471
7213200000	Other bars, rods, hot-rolled , in irreg.of free-cutting steel	242 995	859 206	397 520	1 662 474
7213911000	Bar,hot-roll,irreg. wound coil,iron/non-alloy steel,less 14mm,for s	0	314 847	0	213 745
7213912000	Bar,hot-roll,irreg. wound coil,iron/non-alloy steel,less 14mm,for c	236 733	1 420 434	24 141 456	24 982 509
7213919000	Oth Bar,hot-roll,irreg. wound coil,iron/non-alloy steel,oth free-cut	10 667 934	60 075 427	7 674 773	46 041 790
7213999000	Oth Bar,hot-roll,irreg. wound coil,iron/non-alloy steel,circular less	1 095 042	10 671 641	1 149 068	11 334 825
7214101100	Oth bars,rods of iron, non-alloy steelforged,carbon<0.6%,circlr cro	491 215	4 974 155	390 810	3 845 249
7214101900	Oth bars,rods of iron, non-alloy steelforged,carbon<0.6%,not circu	409 749	1 956 558	654 010	3 270 103
7214102100	Oth bars,rods of iron, non-alloy steelforged,carbon>=0.6%,circlr cr	147	110 835	2 407	109 157
7214102900	Oth bars,rods of iron, non-alloy steelforged,carbon >= 0.6%,not cir	172 233	586 554	92 780	617 184
7214203100	Cont. indentation,rib,groove,carbon<0.6%circ. cross-section,for co	8 675	186 309	8 065	165 114
7214203900	Cont. indentation,rib,groove,carbon<0.6%circ. cross-sect. not for c	0	7	0	5 264
7214204900	Cont. indentation,rib,groove,carbon<0.6%not circ.cros.sec.not for c	0	120 985	0	140 087
7214205900	Cont.indentation,rib,groove,carbon>=0.6%circ. cross-sect. not for	0	127	0	5 434
7214206900	Cont.indentation,rib,groove,carbon>=0.6%not circ.cros.sec.not for	50 156	290 451	111 897	272 083
7214300000	Other bars & rods, not forged, of free-cutting steel	65 024	687 716	122 431	941 503
7214911010	Concrete steel, hot-rolled,hot-drawn ,hot-extruded, carbon < 0.6%	751 826	6 423 915	246 978	2 623 018
7214911020	Shaft bars, manganese steel, hot-rolled,hot-drawn, hot-extruded, i	144 061	945 785	279 811	1 962 874
7214911090	Other bars & rods, hot-rolled,hot-drawnor hot-extruded, carbon <	254 685	2 974 334	255 697	2 916 495
7214912010	Concrete steel, hot-rolled,hot-drawn ,hot-extruded, carbon >= 0.6	28 207	1 217 110	76 871	2 159 581
7214912020	Shaft bars, manganese steel, hot-rolled,hot-drawn, hot-extruded, i	4 393	19 963	2 721	71 192
7214912090	Other bars & rods, hot-rolled,hot-drawnor hot-extruded, carbon >	90 644	1 130 856	79 906	1 077 075
7214991010	Carbon,oth than of circular cross-section: concrete steel	578 605	10 978 197	333 565	6 750 558
7214991020	Carbon, other than of circular cross-section:shaft bars; manganese	144 085	1 585 445	421 151	3 253 921
7214991090	Oth. carbon, other than of circularcross-section	10	17 299	48	55 175
7214999020	Oth. carbon, other than of circularcross-sect:shaft bars; manganes	6 428 222	52 022 537	6 540 044	53 020 453
7214999090	Oth.Than Concrete steel, Shaft bars,manganes steel	76 699	880 021	72 803	988 534
7215100000	Oth bars & rods of iron/ non-alloy steelfree-cutting steel,cold-form	607 571	3 715 779	918 693	6 176 806
7215501000	Oth bars & rods of iron/ non-alloy steelcontaining by weight 0.6% c	12 511	1 220 871	34 619	1 542 841
7215509900	Oth bars & rods of iron/ non-alloy steel,cont.carbon<0.6%,not for c	476 109	4 312 715	838 110	7 707 152
7215901000	Oth Mangan steel/shaft bars,containingby weight less than 0.6% o	0	735 727	0	183 437
7215909000	Manganese steel/shaft bars,containing byweight less than 0.6% of	231 580	3 058 155	246 729	3 161 277
7216100000	U, i or h sections , not further workedthan hot-rolled, of a height <	215 442	2 002 229	203 170	2 565 987
7216210000	L section of iron/ non-alloy steel, notworked than hot-rolled,of a h	179 147	3 893 089	162 327	3 085 354
7216220000	T section of iron/ non-alloy steel, notworked than hot-rolled,of a h	70 636	266 722	56 552	239 422
7216310000	U, I or H sections, not further workedU sections	935 319	5 375 054	661 109	4 645 696
7216320000	U, I or H sections, not further workedI sections	453 035	7 153 187	320 232	4 523 807
7216330000	U, I or H sections, not further workedH sections	2 786 819	25 631 787	2 145 828	21 402 976
7216400000	L/T sect,not further work than hot-rollhot-drawn/ extrud,a height c	1 776 653	14 660 625	1 037 290	9 552 632
7216501000	Oth angles,shapes&sections,not furtherof a height of less than 80	134 739	1 314 231	122 780	1 286 448
7216509000	Oth angles, shapes & sect,not further ofa height of more than 80 n	1 661 102	17 821 766	1 517 709	15 986 232
7216610000	Angles,shapes&sections,not worked thancold-formed,obtain from	1 482	3 952	4 928	21 026
7216690000	Angle,shape&sect,not workthan cold formoth than obtain from fla	498 702	2 911 861	781 613	4 932 189
7216910000	Oth angles,shapes&sect,not further workcold form/ finish from flat	12 311	460 925	47 003	391 177
7216990000	Oth angles,shapes&sect,not further workoth than cold form/ finish	771 964	8 906 689	622 672	7 531 116
7217101000	Wire of iron/ non-alloy steel,not platd/coated,cont.carbon < 0.25%	4 234 065	18 075 485	1 278 600	6 678 600
7217102200	Wire: bead,flat hard steel reed,prestresconcrete steel,0.25%>cont	185 132	1 187 997	240 625	1 763 948
7217102900	Other wire of iron or non-alloy steel,not plate/coated, 0.25%=< c	1 146 714	14 089 502	1 066 143	11 677 291
7217103110	Prestressed concrete steel wire,contain carbon>=0.6% by weight	200 283	889 932	175 746	798 729
7217103190	Wire: spokes,bead,reed,free cut.steelcontain carbon>=0.6% by we	12 347	280 443	30 602	370 804
7217103900	Other wire of iron or non-alloy steel,not plated/coated, cont. carb	801 930	7 583 794	767 379	7 343 075
7217201010	Wire of iron/ non-alloy steel,plated w/ zinc > 240gr/m2, cont.carbo	232 847	2 400 898	199 715	2 105 924

I.3. IM POR M ENURUT KOM ODITI / IM PORT BY HS COM M ODITY

\*\*\* AGUSTUS/ AUGUST 2014 \*\*\*

H S	Uraian Komoditi Commodity Description	Berat Bersih / Net Weight (Kg)		Nilai / Value C.I.F (US\$)	
		Bulan ini Current Month	Kumulatif Cum.Jan. to date	Bulan ini Current Month	Kumulatif Cum.Jan. to date
7217201090	Wire of iron/ non-alloy steel,plated w/ zinc <= 240gr/ m2, cont.carb	2 199 095	8 519 980	713 593	3 125 380
7217202000	Wire of iron/ non-alloy steel,plated w/ zinc,cont.carbon>0.25% & <	30 475	187 121	135 351	776 963
7217209100	High carbon steel core wire,for almniumconductors steel reinforce	873	9 403	94 697	645 115
7217209900	Oth than high carbonsteel core wire,foraluminium conduct steel r	112 747	1 247 862	517 825	3 841 637
7217301100	Wire of iron/ non-alloy steel,plated orcoated with tin,cont.carbon .	63	80	1 263	1 775
7217301900	Wire of iron/ non-alloy steel,plated orcoated with out tin,cont.carb	2 662	64 584	20 613	172 947
7217302900	Wire of iron/ non-alloy steel,plated orcoated w/ out tin,cont.0.25%	1 022	9 294	11 804	98 784
7217303110	Copper alloy coated w/brass of pneumaticrubbers tyre	1 664 198	15 069 482	2 237 511	19 429 926
7217303190	Copper alloy coated with other copperalloys of pneumatic rubbers	910 320	6 398 105	1 007 898	7 271 699
7217303200	Wire of iron/ non-alloy steel,plated/ coatwith tin, cont.carbon>=0.6	260 392	2 866 900	285 042	3 164 270
7217303900	Wire of iron/ non-alloy steel,plated/ coatwi/ out tin & copper, cont.	47 421	2 056 404	308 095	3 524 626
7217901000	Oth wire iron/ non-alloy steel,plate/ coatwith other metals, 0.25%<	155 924	970 931	223 104	1 415 734
7217909000	Oth wire iron/ non-alloy steel,plate/ coatwith other metals, 0.25%>	19 316	165 787	31 134	563 453
7218100000	Ingots & oth primary forms of stainlessteel	66 284	100 980	131 405	329 891
7218910000	Semi-finished prod.of stainless steel ofrectangulr (not square) cro	290	106 694	406	170 936
7218990000	Oth semi-finished prod.of stainlessteel	402 430	3 987 213	4 049 724	30 035 686
7219110000	Flat-roll prod of stainless steel,hotrolled,in coil of a thick exceed 10	5 100	100 110	21 906	233 943
7219120000	Flat-roll prod of stainless steel,hotroled,in coil of a 4.75mm=<thick	356 753	5 012 778	733 736	9 471 848
7219130000	Flat-roll prod of stainless steel,hotrolled,in coil of a 3mm<=thick<=	6 797 489	49 255 946	13 369 593	79 974 267
7219140000	Flat-roll prod of stainless steel,hotrolled,in coil of a thickness<=3m	5 717 879	29 412 015	5 822 018	38 117 499
7219210000	Flat-roll prod of stainless steel,hotrolled,not in coil of a thick > 10n	620 288	4 847 373	1 645 535	9 918 447
7219220000	Flat-roll prod of stainless steel,hotroll,not in coil of 4.75mm=<thick	2 082 821	11 670 675	5 254 085	25 650 714
7219230000	Flat-roll prod of stainless steel,hotroll,not in coil of a 3mm<=thick<	767 693	7 342 282	1 762 227	15 282 324
7219240000	Flat-roll prod of stainless steel,hotrolled,not in coil of a thickness<	32 226	974 315	58 777	1 344 746
7219310000	Flat-rolled prod.of stainless steel,cold rolled, of a thickness >= 4.75	15 288	139 565	17 029	357 450
7219320000	Flat-rolled prod.of stainless steel,cold rolled, 3 mm =< thickness <	252 370	1 887 859	618 675	4 638 347
7219330000	Flat-rolled prod.of stainless steel,cold rolled, 1 mm < thickness < 3	4 105 042	27 053 246	7 444 529	48 000 274
7219340000	Flat-rolled prod.of stainless steel,cold rolled, 0.5 mm =< thickness	2 602 352	16 217 191	4 552 182	29 434 394
7219350000	Flat-rolled prod.of stainless steel, ofa thickness < 0.5 mm	847 258	6 168 593	1 823 443	12 015 898
7219900000	Oth flat-roll prod.of stainless steel,thick>=1.5mm & <125mm patte	179 231	8 358 025	863 509	8 459 479
7220111000	Hoop & strip of stainless steel, hotrolled,of a thick >= 4.75 mm,wid	311 365	1 299 397	617 499	2 571 154
7220119000	Hoop & strip of stainless steel, hotroled,of a thick >= 4.75 mm,wid	387 089	15 750 812	438 251	12 786 680
7220121000	Hoop & strip of stainless steel, hotrolled,of a thick < 4.75 mm,wid	80 632	182 327	204 680	623 073
7220129000	Hoop & strip of stainless steel, hotrolled,of a thick < 4.75 mm,wid	77 871	582 973	1 573 504	6 189 761
7220201000	Hoop & strip of stainless steel, coldrolled, width < 400mm	92 719	878 201	555 513	4 469 408
7220209000	Hoop & strip of stainless steel, coldrolled, width>400mm	234 048	2 341 404	734 305	5 139 728
7220901000	Hoop & strip of stainless steel, notcold rolled, width < 400mm	22 436	193 790	241 826	1 782 157
7220909000	Hoop & strip of stainless steel, notcold rolled, width > 400mm	1 457 675	8 146 183	1 913 204	13 681 628
7221000000	Bars & rods, hot-rolled,in irregularlywound coils, of stainless steel.	2 142 278	3 191 907	1 779 368	4 554 523
7222110000	Bars,rods, hot-rolled, in irregularly ofcircular cross-section	297 064	2 387 655	384 285	3 838 733
7222190000	Bars,rods, hot-rolled, in irregularly ofnot circular cross-section	856 283	9 511 758	1 075 153	8 746 550
7222201000	Bars,rods, cold-formed or cold-finishedof circular cross-section	224 947	1 442 664	991 037	6 390 156
7222209000	Bars,rods, cold-formed or cold-finishedof not circular cross-sectio	176 658	1 766 459	516 545	5 985 204
7222301000	Other bars and rods of circular cross-section	55 314	320 636	66 555	492 924
7222309000	Other bars and rods of not circularcircular cross-section	654 619	3 705 251	1 190 286	6 542 924
7222401000	Angles,shapes& sections,not further workthan hot-rolled,hot-draw	81 860	403 337	231 036	987 159
7222409000	Angles,shapes& sections, further workedthan hot-rolled,hot-drawr	364 677	1 974 163	585 827	2 946 051
7223000000	Wire of stainless steel having a cross-sectional dimension exceedir	1 065 104	8 911 174	4 313 991	33 552 112
7224100000	Ingots & oth primary forms of oth alloysteel	288 444	1 254 888	370 024	1 461 582
7224900000	Semi-finished prod. of oth alloy steel	2 378 400	28 868 192	2 234 875	23 832 674
7225110000	Grain-oriented of silicon-elect steel awidth of 600 mm or more.	386 903	7 409 247	694 850	11 910 691
7225190000	Oth than Grain-orient of silicon-electsteel a width of 600 mm or m	1 673 354	17 961 574	1 529 920	16 852 038
7225301000	Flat-roll high speed steel,width>=600mm,not further worked than	12 760	1 912 511	14 840	1 105 182
7225309000	Flat-roll not high speed steel,w.>=600mmnot further worked than	1 967 545	18 137 153	1 675 686	15 652 652
7225401000	Flat-roll high speed steel,width>=600mm,not further work th hot-r	38 084	29 864 273	93 234	18 727 599
7225409000	Flat-roll not high speed steel,w.>=600mmnot further work th hot-r	1 060 370	25 902 428	1 301 847	28 709 191
7225501000	Flat-roll high speed steel,width>=600mm,not further worked than	0	197 847	0	275 612
7225509000	Flat-roll not high speed steel,w.>=600mmnot further worked than	8 224 234	106 397 772	6 510 784	83 742 674
7225919000	Oth flat-roll not hi.sped stel,w.>=600mmelectrolytically plated/co	373 624	8 743 746	523 969	7 889 467
7225929000	Oth flat-roll not hi.sped stel,w.>=600mmotherwise plated or coate	1 954 404	35 302 808	1 639 715	26 071 486
7225991000	Oth flat-roll high speed steel,w.>=600mmotherwise plated or coat	0	609 580	0	532 506
7225999000	Oth flat-roll not hi.sped stel,w.>=600mmotherwise plated or coate	815 030	29 506 187	1 160 817	28 771 016
7226111000	Hoop & strip, grain-oriented of siliconelectrical steel, of a width <=	0	1 024 010	0	1 861 464
7226119000	Hoop & strip, grain-oriented of siliconelect steel, of a width >400 r	272 065	4 610 784	628 909	9 591 354

**I.3. IM POR M ENURUT KOM ODITI / IM PORT BY HS COM M ODITY**  
**\*\*\* AGUSTUS/ AUGUST 2014 \*\*\***

H S	Uraian Komoditi Commodity Description	Berat Bersih / Net Weight (Kg)		Nilai / Value C.I.F (US\$)	
		Bulan ini Current Month	Kumulatif Cum.Jan. to date	Bulan ini Current Month	Kumulatif Cum.Jan. to date
7226191000	Hoop,strip,oth than grain-orient ofsilicon elect steel,of a width<= 4	21 953	852 607	147 280	1 852 606
7226199000	Hoop,strip,oth than grain-orient ofsilicon elect steel,of width>400	111 233	1 889 843	131 626	3 177 032
7226201000	Hoop & strip of high speed steel of awidth <= 400 mm	0	572	0	11 935
7226209000	Hoop & strip of high speed steel of awidth > 400 mm, < 600mm	0	35 944	0	99 469
7226911000	Hoop,strip of oth alloy steel,hot rolledof a width <= 400 mm	46 804	1 078 012	163 052	2 074 609
7226919000	Hoop,strip of oth alloy steel,hot rolledwidth >400 mm, <=600mm	317 063	2 453 090	232 484	3 416 566
7226921000	Hoop,strip of oth alloy steel, coldrolled, of a width <= 400 mm	0	321 835	0	857 612
7226929000	Hoop,strip of oth alloy steel, coldrolled, width >400 mm, <= 600m	201 379	3 262 094	1 698 436	9 084 978
7226991100	Hoop & strip of oth alloy steel, width<= 400 mm,not further work	0	9 163	0	39 579
7226991900	Not hoop&strip of oth alloy steel, width<= 400 mm,not further wo	1	548 525	8	528 503
7226999100	Hoop&strip of oth alloy steel, w.>400mm&<= 600mm,plated/ coat	0	17 888	0	49 258
7226999900	Hoop&strip of oth alloy steel, w.>400mm&<= 600mm,plated/ coat	520 393	8 030 029	611 864	6 784 084
7227100000	Bars & rods, hot-rolled, in irregularlywound coils, of high speed ste	0	51 390	0	331 267
7227200000	Bars & rods, hot-rolled, in irregularlywound coils, of silico-mangan	0	21 456 215	0	13 269 775
7227900000	Oth bars & rods, hot-rolled, inirregularly wound coils	3 211 206	421 394 366	3 002 349	243 200 833
7228101000	Bars & rods, of high speed steel, ofcircular a cross-section	1 758	73 530	560	575 922
7228109000	Bars & rods, of high speed steel,not ofcircular a cross-section	14 807	299 075	24 105	1 167 874
7228201100	Bars&rods,silico-mangan steel,circular cross-section,hot-roll/drav	0	139 861	0	132 690
7228201900	Bars&rods,silico-mangan steel,circularcross-section,not hot-roll/dr	50 281	1 567 027	51 909	1 654 083
7228209100	Bar&rod,silico-mangan steel,not circularcross-section,hot-roll/drav	0	48 670	0	71 016
7228209900	Bar&rod,silico-mangan steel,not circularcross-section,not hot-roll/	152 920	1 245 770	419 786	3 142 242
7228301000	Oth bars&rods,of silico-manganese steelof circular cross-section	6 306 356	70 916 471	6 893 706	71 935 411
7228309000	Oth bars&rods,of silico-manganese steelnot of circular cross-secti	9 648 962	97 556 847	8 969 917	96 862 816
7228401000	Oth bars,rods,not further worked thanforget, of circular cross-sect	47 736	788 065	135 957	2 070 464
7228409000	Oth bars,rods,not further worked thanforget, not of circular cross-	78 996	4 677 024	207 658	5 270 575
7228501000	Oth bars,rods,not formed/ cold finishedof circular cross-section	573 241	5 362 197	1 244 260	11 727 220
7228509000	Oth bars,rods,not formed/ cold finishednot of circular cross-secti	1 814 678	27 615 979	1 573 394	23 914 860
7228601000	Other bars and rods : of circular cross-section	148 000	2 138 132	313 019	3 993 465
7228609000	Other bars and rods : not of circularcross-section	307 051	6 409 351	572 990	7 278 188
7228701000	Angles,shapes&sections,oth bars&rods,cross-section,hot-roll/draw	648 538	160 837 516	364 174	88 017 061
7228709000	Angles,shapes&sections,oth bars&rods,cross-section,not hot-roll/c	532 925	73 069 166	426 896	44 495 573
7228801100	Hollow drill bars,rods, weight >=0.6% ofcircular cross-section	47 786	231 967	316 460	1 137 685
7228801900	Hollow drill bars,rods, weight >=0.6%not of circular cross-section	16 819	93 463	6 620	113 090
7228809000	Oth. Hollow drill bars and rods	33 987	1 806 872	138 111	2 780 627
7229200000	Wire of silico-manganese steel	150 787	1 344 825	143 316	1 405 602
7229901000	Wire of other alloy steel. of high speedsteel	86 129	3 963 857	95 972	3 520 118
7229909010	Wire of other alloy steel. not of highspped steel,chromium>=0.5%	391 210	5 308 965	937 950	11 377 325
7229909090	Wire of other alloy steel. not of highspped steel,chromium<0.5%	2 808 797	18 698 618	4 275 968	27 151 364
7301100000	Sheet piling of iron or steel	409 075	13 434 289	524 516	10 659 796
7301200000	Angles, shapes and sections of iron orsteel	7 329	153 513	862 092	1 929 393
7302100000	Rails of iron or steel	13 748 459	20 030 179	11 947 027	18 249 998
7302300000	Switch-blades, crossing frogs,point rodsand other crossing pieces	219	2 938 003	1 772	4 660 337
7302400000	Fish-plates and sole plates of iron orsteel	19 802	1 695 533	41 612	1 896 799
7302901000	Sleepers, of iron or steel	589	38 836	789	394 215
7302909000	Other than sleepers, of iron or steel	580 305	2 180 706	2 229 679	7 086 989
7303001100	Hubless tubes and pipes	368 122	911 110	538 305	2 081 050
7303001900	Tubes and pipes with hub	1 085 975	7 914 340	991 833	7 995 429
7303009010	Hollow profiles, of cast iron with anexternal diameter < =100 mm	129 075	1 407 873	149 210	1 709 045
7303009090	Hollow profiles, of cast iron with anexternal diameter > 100 mm	839 802	5 795 461	1 634 566	11 939 633
7304110000	Tubes, pipes and hollow profiles,seamless, of stainless steel	251 820	4 812 360	1 190 036	18 954 371
7304190000	Oth.tube,pipe&hollow profile,seamless,line pipe of a kind use for c	6 619 479	102 926 685	8 007 163	127 295 343
7304220010	Oth.tube,pipes&hollow profile,seamless,unfinished drill pipe (gree	322	195 346	14 218	720 799
7304220090	Oth.tube,pipes&hollow profile,seamless,unworked pipe end	2 205 174	2 286 556	1 534 035	1 775 038
7304230010	Unfinished drill pipe (green pipe) withyield strength less than 75,0	186 034	1 000 922	136 236	1 913 298
7304230090	Oth. unfinished drill pipe (green pipe)	451 214	16 472 304	2 127 742	22 784 803
7304240010	Unfinsh case&tube, yield strgh<75000Psoth.of stanlss stel for drill	850 947	5 949 184	3 274 847	18 951 825
7304240090	Oth.unfinish casetube&unworked pipe endwith yield strength less	0	1 409 517	0	1 697 324
7304290010	Unfinish casetube&unworked pipe end withyield strength less tha	27 764 869	212 072 642	43 634 122	318 489 453
7304290090	Oth.unfinish casetube&unworked pipe endwith yield strength less	2 829 293	13 670 213	9 618 145	27 941 750
7304311000	Drillrod casing&tubing,w/pin&box thread,cold-drawn/rolled,circul	25 157	648 705	37 164	1 443 184
7304312000	High-pressure pipe,cold-drawn/rolled,circular cross-section,iron/a	7 318	330 542	41 431	885 727
7304314000	Circular cross-section,iron/ non-alloysteel,diameter<140mm&carb	70 116	116 116	64 411	126 787
7304319000	Circular cross-section,iron/ non-alloysteel,diameter>=140mm&carb	2 072 593	13 984 175	4 296 467	27 602 226
7304392000	Oth circ.cross-section,iron/ non-alloy,high-pressure pipe	545	18 733	14 424	50 789

**I.3. IM POR M ENURUT KOM ODITI / IM PORT BY HS COM M ODITY**  
**\*\*\* AGUSTUS/ AUGUST 2014 \*\*\***

H S	Uraian Komoditi Commodity Description	Berat Bersih / Net Weight (Kg)		Nilai / Value C.I.F (US\$)	
		Bulan ini Current Month	Kumulatif Cum.Jan. to date	Bulan ini Current Month	Kumulatif Cum.Jan. to date
7304394000	Oth circ.cross-section,iron/ non-alloy,steel,diameter<140mm&car	57 616	253 827	98 175	526 038
7304399000	Oth circ.cross-section,iron/ non-alloy,steel,diameter>=140mm&car	1 194 437	7 042 104	4 909 341	18 731 423
7304410000	Cold-drawn or cold-rolled (cold-reduced)stainless steel	72 145	1 231 622	593 544	14 241 721
7304490000	Oth. Cold-drawn or cold-rolled (cold-reduced) stainless steel	385 864	2 706 529	1 189 904	16 863 628
7304511000	High press. conduits,of circular cross-sect.of oth alloy steel,cold ro	36 268	59 201	153 479	229 757
7304519000	Oth tubes/ pipes/ hollow profiles,seamlesscold rolled,crclr c-s of otl	12 054	196 214	124 574	972 511
7304590000	Oth.Drill rod casing&tubing with pin&sect.of oth alloy steel,cold rc	900 480	4 834 968	3 135 200	16 233 039
7304901000	Oth tubes/ pipes/ hollow profiles,seamlesshigh-pressure pipe	322 538	3 470 984	593 290	8 297 576
7304903000	Oth tubes/ pipes/ hollow profiles,seamlesssteel,diameter<140mm&	7 202	87 686	21 311	238 813
7304909000	Oth tubes/ pipes/ hollow profiles,seamlesssteel,diameter>=140mm	1 089 810	12 574 289	2 261 119	36 031 553
7305110000	Lines pipe, for oil or gas longitudinallysubmerged arc welded of iron	1 779 408	32 248 145	2 526 247	33 519 705
7305121000	Electric Resistance Welded (FRW), usedfor oil/ gas pipe,external di:	0	5 873 978	0	5 470 300
7305129000	Oth longitudinally welded, used for oilor gas pipe, external diamet	0	2 720 475	0	2 584 215
7305191000	Oth line pipe iron/ steel for oil,exter.diam.>406.4mm,spiral/ helical	0	3 127	0	13 110
7305199000	Oth line pipe iron/ steel for oil,exter.diam.>406.4mm,not spiral/he	33 024	433 424	17 803	3 713 164
7305200000	Casing of iron/ steel used in drillingfor oil/ gas external diameter 40	0	153 926	0	1 427 576
7305311000	Lines pipe, for oil or gas longitudinallywelded, stainless steel pipes&	20 312	910 753	217 729	43 035 285
7305319000	Lines pipe, for oil or gas longitudinallywelded,not stainless steel pip	271 147	6 958 114	237 411	36 212 082
7305391000	Oth.lines pipe,for oil/ gas longitudinallywelded,high-pressure pipe	0	467	0	12 861
7305399000	Oth.lines pipe,for oil/ gas longitudinallywelded,not high-pressure pi	0	52 096	0	68 747
7305900000	Oth.lines pipe,for oil/ gas longitudinallyoth.stainless steel pipes & tu	1 012	32 385	3 472	2 976 720
7306111000	Line pipe,use for oil/ gas pipeline,weldeo of stainless steel,Electric R	8 698	354 062	37 013	1 802 567
7306112000	Line pipe,use for oil/ gas pipeline,weldestainless steel,spiral/ helical	0	24 204	0	217 995
7306119000	Line pipe,use for oil/ gas pipeline,weldeo of other steel	43 154	943 569	298 469	6 065 746
7306191000	Oth line pipe use for oil/ gas pipe weldeoth stainless steel,electron	2 649 851	5 832 812	2 322 211	5 358 835
7306192000	Oth line pipe use for oil/ gas pipe weldeoth stainles stel,spiral/ helic	2 245	62 620	5 515	85 835
7306199000	Oth line pipe use for oil/ gas pipe weldeoth stainles stel,not ERW&	106 390	508 289	273 787	2 385 896
7306210000	Casing&tubing of a kind use in drillingwelded, of stainless steel	21 399	172 245	140 880	941 171
7306290000	Oth.casing&tubing of a kind use in drilling,welded,of stainless stee	3 813 921	8 540 816	3 050 293	12 303 285
7306301010	Boilr tube weld,of circular cross-sect ofiron/ non ally stel intrnl diam	180 305	1 773 190	867 563	2 005 414
7306301020	Boilr tube weld,of circular cross-sect ofiron/ non ally stel intrnl diam	0	118 144	0	376 852
7306302010	Boilr tube weld,of single/ double walled,coppr plate,intrnl diamtr<	196 561	7 127 560	1 002 929	58 090 643
7306302020	Boilr tube weld,of single/ double walled,coppr plate,intrnl diamtr>	89 959	441 603	178 380	942 680
7306303000	Boilr tube weld,of single/ double walled,coppr plate,sheath pipe fo	1 328	38 769	6 199	173 423
7306304010	Oth welded,sircular cross-saction,highpressure pipe,intrnl diamtr<	1	8 511	17	14 378
7306304090	Oth welded,sircular cross-saction,highpressure pipe,intrnl diamtr>	1	39 155	123	59 925
7306309010	Oth.boilr tube weld,of single/ doublewelled,coppr plate,intrnl diam	193 485	1 256 718	865 289	6 700 136
7306309090	Oth.boilr tube weld,of single/ doublewalled,coppr plate,intrnl diam	1 692 659	15 730 419	2 422 988	17 886 397
7306401010	Oth.weld,of circular cross-section ofweld boilr tube w intrnl diamtr<	269	15 498	3 584	282 420
7306401020	Oth.weld,of circular cross-section ofweld boilr tube w intrnl diamtr>	0	47 667	0	397 196
7306402000	Welded boiler tubes of stainless steelwith internal diametre >12.5	203 175	1 464 502	435 002	3 340 733
7306403000	St'less steel pipes & tubes welded ofcirclr cross sec. w extrl dmtr>1	0	178 520	0	3 415 464
7306409000	Oth,not welded of circular cross sect.with internal diameter > 12,5	1 004 660	9 263 100	2 463 532	18 545 030
7306501010	Oth.boilr tube,weld,of circlr cross-sectn,oth alloy steel int.dmtr<=1	25 051	56 609	26 025	76 027
7306501020	Oth.boilr tube,weld,of circlr cross-sectn,oth alloy steel int.dmtr>1	0	61 693	0	313 160
7306509010	Oth.boilr tube,weld,of circlr cross-high pressure conduits	0	140 143	0	1 608 929
7306509090	Oth.boilr tube,weld,of circlr cross-highpressure conduits	22 533	867 357	149 995	1 860 833
7306610010	Oth.boilr tube,weld,square/ rectangularcross sectin,with int.diamtr	5 135	821 490	14 000	893 067
7306610090	Oth.boilr tube,weld,square/ rectangularcross sectin,with int.diamtr	2 827 595	15 837 460	1 988 702	11 579 831
7306690010	Oth.boilr tube,non circular crss-sectionwith internal diameter<=12,5	0	6 583	0	23 585
7306690090	Oth.boilr tube,non circular crss-sectionwith internal diameter>12,5	0	11 283	0	68 666
7306901010	Bundy-weld pipes and tubes,with internaldiameter <= 12,5mm	30 308	123 536	21 067	281 073
7306901090	Bundy-weld pipes and tubes,with internaldiameter > 12,5mm	89	4 840	3 500	33 144
7306909010	Oth.thn bundy-weld pipes & tubes, withinternal diameter <= 12,5r	5 041	75 071	75 510	856 443
7306909090	Oth.thn bundy-weld pipes & tubes, withinternal diameter > 12,5m	1 120 838	4 459 944	2 914 224	7 852 873
7307111000	Cast fitting of non-malleable cast ironhubless tube or pipe fittings	11 244	73 036	26 002	189 988
7307119000	Cast fitting of non-malleable cast irontube or pipe fittings with hut	1 913	105 396	51 327	1 209 443
7307190000	Cast fitting of other than non-malleablecast iron	206 237	618 455	617 455	2 708 064
7307211000	Oth pipe of stainless steel flangesinternal diameter<15cm	25 195	247 943	235 665	1 767 888
7307219000	Oth pipe of stainless steel flangesinternal diameter>=15cm	290 453	2 452 669	1 323 441	17 611 387
7307221000	Oth pipe,stainless steel threaded elbow,bends&sleeves,internal d	37 340	96 662	319 009	1 985 675
7307229000	Oth pipe,stainless steel threaded elbow,bends&sleeves,internal d	137 621	1 757 285	1 076 336	9 500 578
7307231000	Oth pipe,stainless steel butt welding,fittings, internal diameter<15	254 897	570 207	1 544 226	3 010 542
7307239000	Oth pipe,stainless steel butt welding,fittings, internal diameter>=1	598 559	6 933 227	2 091 094	28 131 413

I.3. IM POR M ENURUT KOM ODITI / IM PORT BY HS COM M ODITY

\*\*\* AGUSTUS/ AUGUST 2014 \*\*\*

H S	Uraian Komoditi Commodity Description	Berat Bersih / Net Weight (Kg)		Nilai / Value C.I.F (US\$)	
		Bulan ini Current Month	Kumulatif Cum.Jan. to date	Bulan ini Current Month	Kumulatif Cum.Jan. to date
7307291000	Oth stainlss steel oth.than flanges,butt welding,threaded elbow,be	119 835	2 734 111	537 795	2 284 380
7307299000	Oth stainlss steel oth.than flanges,butt welding,threaded elbow,be	512 701	9 179 546	4 757 483	36 133 665
7307911000	Oth tube or pipe fittings flanges,internal diameter<15cm	220 768	2 884 458	595 542	5 976 725
7307919000	Oth tube or pipe fittings flanges,internal diameter>=15cm	1 399 040	9 181 337	3 283 526	21 205 802
7307921000	Oth tube/pipe fittings threaded elbows,bends&sleeves,internal dia	24 879	137 366	219 630	982 513
7307929000	Oth tube/pipe fittings threaded elbows,bends&sleeves,internal dia	106 007	732 276	846 117	5 273 569
7307931000	Oth tube/pipe fittings,butt weldingfittings,internal diameter<15cm	289 713	2 775 281	432 254	4 961 579
7307939000	Oth tube/pipe fittings,butt weldingfittings,internal diameter>=15c	501 923	6 213 675	1 828 509	26 541 646
7307991000	Oth tube/pipe fittings,not butt welding/flanges/ elbows,internal di	164 387	959 393	1 569 716	10 955 350
7307999000	Oth tube/pipe fittings,not butt welding/flanges/ elbows,internal di	556 167	4 859 339	3 341 419	44 670 890
7308101000	Bridges and bridge sect. w prefab'tedtype joined by shear connect	4 181	8 550 659	26 680	28 611 215
7308109000	Other bridges and bridge sections	290 552	2 557 602	1 360 017	5 552 088
7308201100	Towers with prefabricated modular typejoined by shear connector	0	1 537 823	0	2 601 132
7308201900	Other towers	78 937	3 125 125	427 547	11 475 241
7308202100	Lattice masts w prefabricated modular type joined by shear connec	4 161	27 659	22 701	177 813
7308202900	Other lattice masts	496 987	22 469 222	192 960	65 940 996
7308300000	Doors, windows and their frames & threshold for doors	257 862	1 987 492	1 210 842	7 113 666
7308401000	Equip. for scaffolding w prefabricatedmodlr type joined by shear c	0	448 135	0	131 605
7308409000	Other equipment for scaffolding, shuttering, propping or pit propp	2 054 136	8 685 680	2 794 015	10 486 343
7308902000	Other, prefabricated modular type joinedby shear connectors	773 895	11 674 653	940 402	17 787 515
7308904000	Oth corrug,curved/bent galv'd plt f ass'bly.into undgrnd conduits&	40 944	278 663	214 341	1 139 343
7308905000	Other structures & parts of structures,rail for ships	28 367	60 518	8 616	43 451
7308906000	Other structures & parts of structures,perforated cable trays	51 565	339 864	121 020	1 400 237
7308909200	Other structures & parts of structures,guardrails	833	449 700	4 053	651 787
7308909900	Other structures & parts of structures,not guardrails	7 278 687	74 712 762	15 722 760	168 989 026
7309001100	Reservoir,tank,vat&similar,of iron/ steel,cap.>300ltr,lined/ heat-ins	2 066	668 536	55 621	1 867 879
7309001900	Reservoir,tank,vat&similar,of iron/ steel,cap.>300ltr,not lined/ heat	378 943	2 440 269	2 578 047	12 435 173
7309009100	Oth reservoi,tank,vat&similar,iron/ steel,cap.>300ltr,lined/ heat-ins	20 839	189 664	163 973	1 112 496
7309009900	Oth reservoi,tank,vat&similar,iron/ steel,cap.>300ltr,not lined/ hea	883 831	4 999 655	3 556 442	31 174 626
7310101000	Tank,cask,drum,can,boxe&similar,capacity>50L<=300L,of tinplat	30 054	237 718	82 098	879 915
7310109010	Tank,cask,drum,can,boxe&similar,cap.>50L<=300L,not tinplate,s	10 398	66 562	43 964	259 771
7310109020	Tank,cask,drum,can,boxe&similar,cap.>50L<=300L,not tinplate,s	51 878	304 025	154 038	810 218
7310109090	Tank,cask,drum,can,boxe&similar,cap.>50L<=300L,not tinplate,n	609 078	4 905 491	1 638 141	10 405 359
7310211010	Cans <1L,closed by soldering of iron/ steel casting in the rough	119 063	350 278	306 303	1 146 807
7310211020	Cans <1L,closed by soldering of iron/ steel forging or stamping in	201	3 991	666	12 225
7310211090	Oth.cans <1L,closed by soldering of iron/ steel	46 029	443 715	242 964	1 499 539
7310219100	Oth.cans >1L <50L,closed by solderingof iron/ steel	67 872	495 888	284 635	2 041 384
7310219910	Cans >1L <50L,closed by soldering ofiron/ steel casting in the rou	6 195	23 208	73 619	314 974
7310219920	Cans >1L <50L,closed by soldering ofiron/ steel forging or stampi	0	18 013	0	52 213
7310219990	Oth.cans >1L <50L,closed by solderingof iron/ steel	103 704	556 721	251 865	1 819 772
7310291020	Cans <1L,not soldering of iron/ steel forging or stamping in	0	5 081	0	23 321
7310291090	Oth.cans <1L,not soldering of iron/ steel	100 967	939 167	376 933	3 405 106
7310299100	Oth.cans >1L <50L,not soldering ofiron/ steel	14 239	277 028	62 494	2 341 743
7310299910	Cans >1L <50L,not soldering of iron/ steel casting in the rough	769	3 437	18 343	92 775
7310299920	Cans >1L <50L,not soldering of iron/ steel forging or stamping in	47	133 490	744	460 405
7310299990	Oth.cans >1L <50L,not soldering ofiron/ steel	266 180	855 620	552 375	3 387 047
7311002100	Cont'ners for compressed/liquefied gasseamless stl cylinders, capæ	77 806	597 951	149 052	1 425 561
7311002200	Cont'ners for compressed/liquefied gas,seamless stl cylinders,cap.	562 825	3 947 431	978 432	5 773 774
7311002900	Cont'ners for compressed/liquefied gasseamless stl cylinders,capa	528 614	2 857 885	2 347 897	13 249 581
7311009310	Other containers of iron or steel withcapacity<=7,3L	0	2 959	0	1 206
7311009390	Other containers of iron or steel withcapacity>7,3L<<30L	122	29 367	7 214	55 829
7311009400	Other containers of iron or steelcapacity>=30L<110L	19 421	104 375	36 460	157 460
7311009900	Other containers of iron or steelcapacity>=110L	141 206	1 576 172	553 712	7 650 230
7312101000	Standed wr,ropes & cables for lockedcoil,flatt'ed strands&non rott	10 112	475 443	90 889	2 025 310
7312102000	Stranded wire,rope&cables by plated / coatd wth brass,& of a nom	954 120	7 660 246	2 009 453	15 960 491
7312109110	Other stranded wire, rope and cablesprestresed concrete strand w	273 831	9 190 348	219 090	7 561 740
7312109190	Other stranded wire, rope and cablesnot prestresed concrete strar	46 238	1 202 332	298 344	4 029 425
7312109900	Stranded wire, rope and cables withstranded wire of diameter of>	975 481	5 577 719	2 642 736	18 285 626
7312900000	Oth stranded wire, rope and cables,plaitd bnds,slings&of ir/ stl not	311 642	1 905 457	865 097	5 277 944
7313000000	Barbed wr of iron/ steel; twisted hoop & of a kind used f fencing of	339 852	2 287 577	372 115	1 717 069
7314120000	Woven cloth with endless bands formachinery, of stainless steel	1 402	54 770	92 783	1 125 021
7314140000	Woven cloth, of stainless steel	84 344	672 255	454 890	3 238 110
7314191000	Endless bands for machinery oth thn ofstainless steel	0	3 633	0	53 002
7314199000	Other woven cloth, not stainless steel	174 438	457 243	257 214	1 541 841

**I.3. IM POR M ENURUT KOM ODITI / IM PORT BY HS COM M ODITY**  
**\*\*\* AGUSTUS/ AUGUST 2014 \*\*\***

H S	Uraian Komoditi Commodity Description	Berat Bersih / Net Weight (Kg)		Nilai / Value C.I.F (US\$)	
		Bulan ini Current Month	Kumulatif Cum.Jan. to date	Bulan ini Current Month	Kumulatif Cum.Jan. to date
7314200000	Grill&fencing,welded at the intersect ofwr wth a max.sect.d>3mm	145 497	1 549 506	137 521	1 678 228
7314310000	Other grill, netting & fencing,welded atthe intersect.by pltd/coatd	1 052 940	6 263 716	1 130 041	6 631 177
7314390000	Oth grill, netting and fencing,welded atthe intersection	926 951	5 315 329	515 951	3 167 515
7314410000	Oth cloth, grill, netting and fencing byplated or coated with zinc	178 814	1 145 269	115 528	933 306
7314420000	Oth cloth, grill, netting and fencing bycoated with plastics	8 240	18 468	4 104	21 615
7314490000	Oth cloth, grill, netting and fencing	307 323	1 966 177	268 881	2 288 122
7314500000	Expanded metal	214 201	1 290 157	160 684	913 107
7315111000	Roller chain for bicycles of mild steel	851 224	9 072 861	1 673 209	14 795 230
7315119100	Oth mild steel for roller chain,transmispitch lenth>=6mm & <32mr	53 087	356 132	377 030	2 958 300
7315119900	Oth mild steel for roller chain,transmispitch lenth>32mm	483 155	3 200 685	1 589 385	11 666 884
7315121000	Other roller chain of mild steelbicycle or motorcycle chain	183 352	1 660 045	321 909	3 382 256
7315129000	Oth roller chain of mild steelnot bicycle or motorcycle chain	374 839	3 739 218	993 863	10 574 798
7315191000	Roller chain part for bicycles ofmotorcycle chain	9 549	83 467	98 768	791 898
7315199000	Roller chain part not for bicycles ofmotorcycle chain	164 962	1 644 972	649 637	6 256 999
7315200000	Skid chain of mild steel	35 422	343 193	57 769	774 354
7315810000	Stud-link of mild steel	128 596	1 374 721	203 402	1 936 156
7315820000	Other, welded link of mild steel	86 133	2 321 279	113 005	5 139 259
7315891000	Other chain for bicycles of mild steel	286 247	1 830 384	1 969 174	12 278 262
7315899000	Other chain of mild steel not formotorcycles and bicycles	178 226	1 501 336	1 007 604	4 560 689
7315902000	Other parts of chain for motorcycles andbicycles	74 400	540 758	111 353	959 705
7315909000	Other parts of chain not for motorcycleand bicycles	77 150	360 928	534 481	3 035 457
7316000000	Anchors, grapnels and parts thereof, ofiron or steel	349 278	3 736 990	996 823	9 912 163
7317001000	Wire nails	374 355	5 432 816	256 181	2 838 720
7317002000	Staples	343 721	2 693 213	227 429	2 121 493
7317009010	Dog spikes for rail sleepers,carding -tacks&similar articles,of iron o	72 467	472 933	121 543	805 898
7317009090	connector & anti-splitting,connector andHob nails for footwear, rii	2 070 467	16 586 931	1 030 331	7 792 391
7318110000	Threaded articles for coach screws	100 685	1 134 026	169 824	1 976 772
7318120000	Other wood screws with an externaldiameter not exceeding 16 mr	30 577	846 191	157 508	1 521 833
7318130000	Screw hooks and screw rings with anexternal dmtr not exceeding	66 500	501 634	580 731	4 963 140
7318140000	Self tapping screw with an externaldiameter not exceeding 16 mm	195 173	3 545 918	448 550	6 580 053
7318150000	Screw metal with/without nuts/washerswith an external diameter	4 908 887	35 912 808	26 839 300	192 572 317
7318160000	Nuts with an external diameter notexceeding 16 mm	1 278 761	11 027 950	8 104 081	65 891 674
7318190000	Other threaded articles of an externaldiameter not exceeding 16 n	640 608	5 368 855	3 576 343	28 913 008
7318210000	Non threaded artic. for spring washers & oth lock washers w an ext	86 044	683 891	808 995	7 400 430
7318220000	Other washers with an external diameternot exceeding 16 mm	458 579	3 046 693	5 878 935	40 123 986
7318230000	Rivet with an external diameter notexceeding 16 mm	51 411	508 743	645 254	4 561 690
7318240000	Cotters& cotters pins with an externaldiameter not exceeding 16 r	267 793	1 832 896	2 329 516	19 331 081
7318290000	Oth non threaded articles wth anexternal diameter <= 16 mm	2 499 627	12 278 416	12 772 655	81 566 934
7319400000	Safety pins	283 823	2 127 064	3 185 478	23 358 322
7319901000	Sewing, daming, ambroldary needles	2 649	108 570	51 257	253 324
7319909000	Other needles, not for sewing	50 631	470 444	214 765	2 154 704
7320101100	Leaf springs & leaves for motor vehicles,>10 persons,gross weight.	47 891	1 167 820	478 287	4 889 115
7320101900	Leaf springs & leaves for motor vehicles,gross weight>24T	39 990	440 317	217 584	1 143 521
7320109000	Other leaf springs and leaves	117 130	667 297	707 812	6 536 082
7320201000	Helical springs for motor vehicles	184 840	1 525 932	1 822 028	14 865 287
7320209000	Other Helical springs for motor vehicles	212 064	1 520 339	1 999 891	13 734 010
7320901000	Other springs and leaves for motorvehicles	121 471	1 070 648	1 200 711	10 601 267
7320909000	Other springs and leaves	188 110	1 293 878	1 332 593	10 873 458
7321110000	Cooking appliances and plate warmers Forgas fuel or for both gas ;	230 640	1 537 148	1 102 501	6 897 992
7321120000	Cooking appliances and plate warmers with liquid fuel	0	67	0	347
7321190000	Other Cooking appliances & plate warmersincluding appliances for	48 210	147 995	196 071	669 724
7321810000	Other appliances with gas fuel or forboth gas and other fuels	45 234	328 768	234 859	616 227
7321820000	Other appliances with liquid fuel	2 164	3 966	2 500	8 382
7321890000	Other appliances with solid fuel	715	11 947	3 036	73 402
7321901000	Oth cooking appliances & plate warmersof burner for kerosene stc	0	3 265	0	18 123
7321902000	Other Cooking appliances and platewarmers	324 637	1 921 899	1 587 156	9 105 321
7321909000	Other Cooking appliances and platewarmers	384 281	3 063 607	711 412	5 465 259
7322110000	Radiators and parts of cast iron	38	11 637	6 045	33 752
7322190000	Other parts of radiators	13 154	276 290	289 785	2 639 395
7322900000	Other radiators for central heating	14 775	568 672	108 075	3 001 982
7323100000	Iron/steel wool; pot scourers& scouringor polishing pads, gloves ar	85 309	683 343	155 164	1 223 231
7323911000	Kitchenware of cast iron, not ennamelled	56 152	765 710	119 693	2 179 865
7323912000	Household articles of cast iron notenamelled	0	2 100	0	15 000
7323919000	Household articles of cast iron notenamelled	27 799	331 403	17 829	415 259

**I.3. IM POR M ENURUT KOM ODITI / IM PORT BY HS COM M ODITY**  
**\*\*\* AGUSTUS/ AUGUST 2014 \*\*\***

H S	Uraian Komoditi Commodity Description	Berat Bersih / Net Weight (Kg)		Nilai / Value C.I.F (US\$)	
		Bulan ini Current Month	Kumulatif Cum.Jan. to date	Bulan ini Current Month	Kumulatif Cum.Jan. to date
7323920000	Household articles of cast iron, enamelled	45 408	414 926	20 411	249 992
7323931000	Kitchenware of stainless steel	653 561	6 091 674	1 372 634	11 184 293
7323932000	Other household articles of stainless steel	0	6 417	0	15 813
7323939000	Other household articles of stainless steel	783 516	6 279 369	988 721	7 740 815
7323940000	Household of iron(oth. than cast iron)or steel, enamelled	199 893	1 947 355	113 621	1 264 659
7323991000	Other kitchenware	201 865	2 047 261	215 617	2 811 417
7323992000	Ashtrays	0	8 757	0	17 238
7323999000	Other household articles of iron or steel	138 948	1 713 608	350 633	3 390 573
7324101000	Kitchen sinks of stainless steel	170 783	1 505 192	443 263	3 657 420
7324109000	Sinks and wash basins, of stainless steel, oth than kitchen sink	75 087	516 878	94 833	1 099 562
7324211000	Bath of cast iron, whether or not enamelled	3 624	72 848	9 878	326 345
7324219000	Of cast iron, whether or not enamelled, not long bathtubs	0	25 710	0	24 001
7324290000	Oth sanitary	15 555	208 805	36 078	1 048 865
7324901000	Sanitary ware for flushing water closets or urinals (fixed type)	182	14 501	1 270	21 140
7324903000	Sanitary ware of bedpans, urinals ( portable type ) and chamber po	1	2	558	562
7324909100	Part of kitchen sinks or bathtubs	2 638	48 553	20 153	176 871
7324909300	Part of flushing water closets or urinals (fixed type)	1 424	15 202	1 838	40 744
7324909900	Oth sanitary ware and parts	238 333	1 883 718	325 902	3 646 042
7325102000	Manhole covers, gratings and frames therefor	26 382	255 242	63 479	690 749
7325109090	Spouts and cups for not latex collection	47 954	670 485	82 839	891 476
7325910000	Grinding balls and similar articles for mills	435 674	4 283 951	591 419	6 242 348
7325992000	Manhole covers, gratings and frames therefor	12 713	325 447	49 732	1 081 180
7325999000	Oth than cast articles of iron or steel	130 783	1 138 367	562 861	5 548 892
7326110000	Grinding balls and similar articles for mills	2 700 643	29 272 358	3 031 678	35 190 830
7326190000	Other articles of iron or steel but not forged or stamped	1 814 955	16 826 204	9 655 484	79 863 615
7326205000	Poultry cages and the like articles of iron or steel wire	400 464	2 813 264	636 740	4 566 567
7326209000	Poultry cages and the like oth than articles of iron or steel wire	341 607	2 613 602	870 386	6 499 021
7326901000	Ships' rudders not forged or stamped	27 496	209 974	367 738	1 828 515
7326903000	Stainless steel shield & clamp assembly with hubless cast iron	154 853	1 375 830	802 768	9 208 519
7326906000	Bunsen burners	13 841	393 182	90 843	2 527 862
7326907000	Stainless steel shield, clamp assembly, horse shoes, riding boot sp	99	84 070	2 701	309 591
7326909100	Cigarette cases and boxes	938	14 737	31 381	227 006
7326909910	Spouts and cups for latex collection	200	41 352	17 980	847 054
7326909920	Rat traps but not forged or stamped	1 886	7 653	1 779	20 069
7326909990	Other articles not forged or steamed	4 061 570	30 757 226	26 643 947	188 221 571
7401000000	Copper mattes, cement copper (precipitated copper)	0	176 285	0	3 399 436
7402000000	Unrefined copper, copper anodes for electrolytic refining.	2 619	41 718	17 994	319 629
7403110000	Refined copper for cathodes and sections of cathodes	9 656 258	69 419 379	68 896 423	495 638 754
7403120000	Refined copper for wire-bars	4	2 963	65	13 155
7403130000	Refined copper for billets	1 251	4 197	15 107	39 761
7403190000	Other refined copper	65 833	474 483	650 363	4 286 958
7403210000	Copper alloys for copper-zinc base alloys (brass)	650 386	3 113 431	4 488 973	19 531 230
7403220000	Copper alloys for copper-tin base alloys (bronze)	223 957	1 056 224	1 483 720	6 324 147
7403290000	Copper alloys for oth copper alloys (oth than master alloys of head	9 285	166 891	857 753	8 210 664
7404000000	Copper waste and scrap	80 445	3 656 577	545 144	23 023 861
7405000000	Master alloys of copper	4 764	68 037	54 532	826 975
7406100000	Powders of non-lamellar structure	53 604	322 735	597 522	3 507 181
7406200000	Powders of lamellar structure flakes	34 659	343 555	446 499	4 085 687
7407103000	Profiles of refined copper	3 727	32 501	25 095	226 567
7407104000	Bar and rods of refined copper	232 412	2 593 158	1 596 952	17 886 854
7407210000	Of copper-zinc base alloys (brass)	348 732	1 658 230	1 402 077	9 722 344
7407290000	Other of copper alloys	39 010	458 074	253 906	4 559 665
7408111000	Of which the maximum cross sectional dimension does not exceed 1	37 484	483 612	342 576	3 998 998
7408119000	Copper wire of which does exceed 14 mm	51 470	353 195	54 735	936 969
7408190000	Other wire of refined copper	785 994	6 978 684	4 521 977	41 579 801
7408210000	Of copper-zinc base alloys (brass)	109 536	740 226	778 711	6 022 911
7408220000	Of copper-nickel base (cupro-nickel) or copper-nickel-zinc base/ nic	4 822	25 352	95 626	363 161
7408290000	Other copper alloys for copper wire	141 628	820 705	898 245	5 467 268
7409110000	Copper plates, sheets and strips, of refined copper in coils	111 840	791 751	1 055 345	6 907 434
7409190000	Copper plates, sheets and strips, of refined copper, not in coils	92 580	1 201 157	1 261 345	9 743 054
7409210000	Copper plates, sheets, strips, of copper-zinc base alloys (brass), in co	426 181	4 114 830	3 301 828	30 126 733
7409290000	Copper plates, sheets, strips, of copper-zinc base alloys (brass), not	162 637	2 005 351	964 489	9 967 832
7409310000	Copper plates, sheets, strips, of copper-tin base alloys (brass), in coi	274 025	1 629 371	2 367 088	13 990 982
7409390000	Copper plates, sheets, strips, of copper-tin base alloys (brass), not ir	13 995	241 813	35 173	1 076 836

**I.3. IM POR M ENURUT KOM ODITI / IM PORT BY HS COM M ODITY**  
**\*\*\* AGUSTUS/ AUGUST 2014 \*\*\***

H S	Uraian Komoditi Commodity Description	Berat Bersih / Net Weight (Kg)		Nilai / Value C.I.F (US\$)	
		Bulan ini Current Month	Kumulatif Cum.Jan. to date	Bulan ini Current Month	Kumulatif Cum.Jan. to date
7409400000	Copper-nickel base alloy (cupro-nickel), copper-nickel-zinc base all	49 303	688 093	499 982	6 252 870
7409900000	Other copper alloys, unrefined	15 866	130 685	42 898	823 761
7410110000	Copper foil, refined, thickness < 0.15mm , not backed	107 100	772 099	922 131	6 611 665
7410120000	Copper alloys, refined, thickness < 0.15 mm, not backed	85 021	651 808	843 448	6 291 083
7410210010	Copper foil reinforced sheets/ plates of polyamide, of refined copp	0	3 867	0	27 285
7410210020	Copper foil reinforced sheets/ plates of polyamide, Copper clad lam	355 750	3 031 461	2 147 817	17 572 105
7410210090	Reinforced sheets/ plates of polyamide,copper clad laminate not fc	16 444	50 291	141 679	410 729
7410220000	Reinforced sheets/ plates of polyamide,of copper alloys, unrefined	358	4 943	14 147	136 348
7411100000	Copper tubes & pipes of refined copper	649 073	4 027 997	5 263 739	32 556 637
7411210000	Copper tubes & pipes of copper alloyswith copper-zinc base alloys	154 659	1 050 423	1 260 426	8 564 740
7411220000	Copper tubes & pipes of copper alloyswith cupro-nickel or nickel si	1 969	20 928	36 754	580 248
7411290000	Other copper tubes and pipes	1 384 425	7 123 982	2 703 555	17 263 609
7412100000	Copper tube or pipe fittings of refined copper	12 435	93 060	59 707	406 623
7412201000	Copper tube or pipe fittings of copper-zinc base alloys (brass)	49 779	415 723	586 602	5 291 115
7412209000	Copper alloys, not brass, refined	20 634	542 715	180 156	2 456 730
7413001000	Stranded wire,cable&etc, not electricalinsul. a diameter not excee	52 939	351 359	435 016	3 018 252
7413009000	Stranded wire,cable&etc, not electricalinsul. a diameter > 28,28 m	76 849	958 059	604 188	3 780 528
7415101000	Nails & tacks, drwing pins,staples of copper iron or steel with head	1 557	61 250	5 674	196 980
7415102000	Staples and similar articles of copper	4 432	6 357	14 232	17 488
7415109000	Tacks, drawing pins, staples & similar articles	12 807	82 355	245 359	2 493 433
7415210000	Washers (including spring washers)but not threaded	26 398	177 870	149 304	1 314 258
7415290000	Other articles of copper, not threaded	3 577	36 709	84 695	767 727
7415331000	Screws	35 488	346 433	487 332	3 681 895
7415332000	Bolts and nuts	42 357	666 507	324 437	3 246 016
7415390000	Other threaded articles	10 034	89 435	138 042	1 158 433
7418101000	Pot scourers and scouring or polishingpads, gloves and the like	2 030	8 398	10 070	21 199
7418103000	Cooking/heating apparatus of kind usedfor household purposes,nc	54	15 361	119	19 587
7418109000	Other household articels and partsthereof of coppers	1 111	6 165	7 514	41 131
7418200000	Sanitary ware and parts thereof	35 462	311 319	273 254	2 729 175
7419100000	Chain and parts thereof of copper	1 347	47 491	13 247	217 191
7419910010	Fittings for fire hoses, of copper	2 437	9 636	22 049	126 083
7419910020	Reservoirs, tanks, vats and similarcontainers not fitted of copper	5 634	69 511	5 237	998 963
7419910030	Electroplating anodes,machine beltfastener, fittings for ships/oth	2 801	116 953	189 879	1 375 860
7419910090	Oth table, kitchen,cast, moulded, stamped / forged but not further	55 206	369 739	1 214 559	8 616 505
7419993100	Colth grill and netting of copper wirefor machinery	3 029	29 384	30 342	419 859
7419993900	Grill and netting of copper wire clothuitable for making mosquito	2 801	7 313	36 407	122 672
7419994000	Other grill and netting of copperwire springs	9 881	132 183	94 052	1 256 271
7419995000	Other grill and netting of copper wirecigarette cases or boxes and	3	97	106	5 454
7419996000	Cooking/ heating apparatus, oth than of a kind used for domestic p	0	4 173	0	12 796
7419997000	Articles specially designed foruse during religious rites	22	12 850	20	19 081
7419999010	Electroplating anodes,machine beltfastener,fitting for ships,for fire	65 339	643 548	222 838	2 734 523
7419999020	Similar containers not fitted with mech./ternal equip. of a cap. of .	4 493	30 522	48 077	154 500
7419999090	Other articles of non copper	75 061	383 811	1 076 610	4 276 462
7501100000	Nickel mattes	0	208	0	1 477
7501200000	Nickel oxide sinters&oth intermediateproducts of nickel metallurg	0	8 000	0	14 800
7502100000	Unwrought nickel, not alloyed	87 036	600 642	1 663 869	9 924 606
7502200000	Unwrought nickel alloys	922	2 400	11 763	32 754
7504000000	Nickel powders and flakes	7 305	56 132	110 030	973 745
7505110000	Bars, rods and profiles of nickel,not alloyed	1 972	12 039	53 374	273 809
7505120000	Bars, rods & profiles of nickel alloys	8 328	75 394	91 753	1 432 502
7505210000	Wire of nickel, not alloyed	3 616	39 273	123 950	724 442
7505220000	Wire of nickel alloys	874 104	1 335 089	1 877 647	11 583 006
7506100000	Nickel plates, sheets, strip& foil ofnickel, not alloyed	4 290	47 767	104 926	1 031 574
7506200000	Nickel plates, sheets, strip and foil ofnickel alloys	49 091	249 585	952 312	4 213 677
7507110000	Tubes and pipes of nickel, not alloyed	31	3 812	3 534	58 760
7507120000	Tubes and pipes of nickel alloys	10 945	31 184	345 656	1 058 787
7507200000	Tube or pipe fittings	1 482	52 326	36 435	1 313 729
7508100000	Cloth, grill and netting, of nickel wire	4 845	19 051	257 693	938 530
7508903000	Bolts and nuts of non nickel	4 740	27 953	49 055	233 764
7508904000	Other articles suitable for use inbuilding of non nickel	0	219 325	0	271 453
7508905000	Electroplating anodes,wrought orun-wrought, including those proc	10 312	44 201	327 109	1 322 311
7508909010	Screens for printing machines	27 357	260 274	339 581	3 304 371
7508909090	Other articles of nickel	2 385	14 892	319 528	1 559 587
7601100000	Unwrought aluminium, not alloyed	4 184 368	47 922 079	10 000 279	102 591 057



**I.3. IM POR M ENURUT KOM ODITI / IM PORT BY HS COM M ODITY**  
**\*\*\* AGUSTUS/ AUGUST 2014 \*\*\***

H S	Uraian Komoditi Commodity Description	Berat Bersih / Net Weight (Kg)		Nilai / Value C.I.F (US\$)	
		Bulan ini Current Month	Kumulatif Cum.Jan. to date	Bulan ini Current Month	Kumulatif Cum.Jan. to date
7601200000	Unwrought aluminium alloys	15 936 923	120 943 477	37 639 194	272 682 829
7602000000	Aluminium waste and scrap	3 778 220	32 742 111	6 098 367	52 766 825
7603100000	Aluminium powders of non lamellarstructure	118 633	1 363 458	314 358	2 383 391
7603200010	Aluminium flakes of lamellar structure	66	50 984	837	155 263
7603200020	Aluminium powders of lamellar structure	48 423	394 803	162 268	2 098 790
7604101000	Aluminium bars and rods not alloyed	276 857	2 823 649	647 551	6 245 757
7604109010	Profiles suitable for use as heat sinkwith cross-sect.dimention <17	26 845	209 812	270 403	1 790 927
7604109090	Oth Aluminium profiles suitable for useas heat sink	703 771	6 044 868	993 207	8 531 651
7604211000	Perforated tube profile for evaporatorcoils of mtr vehicle ac mach	1 841	33 116	18 384	178 827
7604219000	Oth hollow profiles of aluminium alloys	381 179	1 946 673	1 047 133	7 099 730
7604291000	Extruded bars and rods not surfacetreated	9 034	317 894	41 117	1 355 989
7604293000	Y-shaped profiles for zip fasteners, incoils of non aluminium alloys	1 107	38 120	6 683	207 745
7604299000	Other extruded bars, rods and profilesof non aluminium alloys	155 454	1 882 784	720 592	7 027 715
7605110000	Alum. wire of not alloyed which the max.cross-sect'l dim.exceeds :	8 972	49 295	74 887	462 022
7605191000	Aluminium wire of not alloyed witha diameter < 0.0508 mm	3 016	28 205	11 540	110 270
7605199000	Other aluminium wire of non aluminiumnot alloyed	129 419	1 532 220	680 129	5 597 022
7605210000	Alum. wire of aluminium alloys which themax.cross-sect'l dimensic	0	142 249	0	459 480
7605290000	Aluminium wire of non aluminium alloywith a diameter not excee	80 383	480 509	277 870	1 839 575
7606111000	Aluminium plates,sheets&strip of plainor figured by rolling of thick	1 939 356	10 351 155	4 773 909	31 610 733
7606119000	Oth aluminium plates,sheets&strip ofplain/figured by rolling of thi	8 453 300	26 437 773	18 199 546	59 662 070
7606121000	Aluminium alloys can stock including endstock & tab stock in coils	16 568	492 749	642 431	3 758 727
7606122000	Aluminium plates, not sensitised of kindused in the printing indust	30 392	399 848	106 829	1 041 705
7606123100	Sheets of aluminium alloy 5082,5182,<1min with incoils	142 261	1 262 806	617 731	5 173 394
7606123910	Sheets alum.litho grade sheet/ coil alloyHA 1052 hardness temper	1 205 546	8 670 117	2 800 305	16 270 636
7606123990	Other aluminium sheet/coil not exceeding1,000 mm in width	3 933 710	29 301 310	12 555 698	91 886 209
7606129000	Oth plain/figured by roll./press. butnot surface treatedof non alum	2 104 618	11 296 504	8 075 805	53 140 615
7606910000	Oth alum. not alloyed,plain/figured byrolling/pressing not surface	93 338	1 272 838	480 864	6 235 246
7606920000	Oth aluminium alloyed,plain/figured byrolling/pressing not surface	196 278	2 242 361	570 517	5 879 800
7607110000	Aluminium foil not backed, rolled butnot further worked	2 189 920	14 209 118	7 764 786	50 182 477
7607190000	Oth.aluminium foil alloy not rolled butnot worked	574 986	4 391 248	4 849 630	33 771 428
7607200000	Aluminium foil backed	1 047 721	5 782 709	4 021 875	23 287 979
7608100000	Aluminium tubes and pipes of aluminium,not alloyed	149 563	753 966	644 713	5 053 341
7608200000	Aluminium tubes and pipes of aluminiumalloys	3 258 853	16 941 455	6 739 773	36 439 066
7609000000	Aluminium tube or pipe fittings (forexample, coupling,elbows,slee	236 279	1 123 022	1 599 084	10 371 171
7610100000	Alum. structures for doors, windows &their frames and thresholds	329 683	1 793 472	764 640	5 776 292
7610902000	Other aluminium structures internal/ external floatingroofs for stor	172	18 583	2 874	108 321
7610909000	Oth alum. structures for bridges andbridge section,towers,lattice r	1 692 771	9 282 610	1 698 670	11 362 814
7611000000	Aluminium reservoirs, tanks, vats andsimilar containers for any ma	16 596	174 422	203 876	1 862 801
7612100000	Aluminium collapsible tubular containers	39 225	162 570	469 381	2 788 014
7612901000	Aluminium casks, drums, cans, boxes andseamless containers for f	1	7 305	2 056	41 912
7612909000	Oth.aluminium casks,drums,cans, boxes &containers, for any mate	545 830	5 143 399	3 155 573	26 873 236
7613000000	Aluminium containers for compressedor liquified gas	8 590	97 143	144 782	968 778
7614101100	With steel core cables of a diameternot < 25.3 mm	450	3 894 639	1 431	8 122 297
7614101200	With steel core cables of a diameter> 25.3 mm but < 28.28 mm	7	110	933	2 046
7614101900	Other cable wth steel core	60 303	714 644	646 117	7 460 324
7614109000	Other stranded wire with steel core	94 984	167 250	232 008	936 480
7614901100	Cables without steel core of a diameter< 25.3 mm	295	4 626	1 699	46 667
7614901200	Cables without steel core of a diameter> 25.3 mm but < 28.28 mm	0	538	0	6 750
7614901900	Other cable without steel core	18 112	60 577	114 599	897 917
7614909000	Other stranded wire without steel core	21 147	106 816	79 056	641 657
7615101000	Pot scourers and scouring or polishingpads,/gloves and the like of	10	29 952	186	126 961
7615109000	Oth table, kitchen/ oth householdarticles & parts thereof of alumir	339 780	3 157 760	1 133 409	11 203 812
7615202000	Bedpans, urinals ( portable type )and chamber pots	0	2 591	0	141 154
7615209000	Other sanitary ware and parts thereof ofaluminium	31 343	145 128	99 227	650 223
7616101000	Nails of aluminium	6 723	109 922	16 245	111 077
7616102000	Staples and hooks of aluminium	35 569	275 810	209 606	1 881 803
7616109000	Tacks, rivets,cotters,cotter pins and washers of aluminium	59 023	902 226	6 143 800	13 491 048
7616910000	Other cloth, grill, netting and fencing, of aluminium wire	7 245	249 421	50 648	489 893
7616992000	Ferrules for use in the manufacture of pencils	13 953	159 487	97 161	914 738
7616993000	Alum.slugs, round, of such dim. that the thick's>one tenth of the d	242 773	1 493 215	652 987	3 494 239
7616994000	Bobbins, spools, reels and similarsupports for textile yarn	42 126	158 294	74 986	508 646
7616996000	Latex spouts and latex cups	9 692	16 119	5 832	18 943
7616999110	Venetian blinds	275	3 437	14 417	108 818
7616999190	Other venetian blinds	24 521	249 978	114 924	1 160 478

**I.3. IM POR M ENURUT KOM ODITI / IM PORT BY HS COM M ODITY**  
**\*\*\* AGUSTUS/ AUGUST 2014 \*\*\***

H S	Uraian Komoditi Commodity Description	Berat Bersih / Net Weight (Kg)		Nilai / Value C.I.F (US\$)	
		Bulan ini Current Month	Kumulatif Cum.Jan. to date	Bulan ini Current Month	Kumulatif Cum.Jan. to date
7616999200	Expanded metal	164	7 422	4 272	53 732
7616999900	Other Expanded metal	442 088	3 299 590	3 112 318	24 516 015
7801100000	Unwrought refined lead	2 674 745	26 644 628	6 152 018	60 971 852
7801910000	Unrefined lead containing by weight antimony as the principal othe	2 022 572	16 429 818	4 431 839	36 084 918
7801990000	Unrefined lead containing by weight antimony not as the principal	968 471	9 855 629	2 411 881	23 595 338
7804110000	Lead sheets, strip and foil of a thickness < 0,2 mm	129	12 696	10 864	126 849
7804190010	Lead embossed, cut to shape, perforated, coated, printed, backed, reinf	7 755	108 934	259 261	2 514 544
7804190090	Oth lead waste & scrap, plates, sheets, strip and foil, lead powder &	587 808	1 682 319	1 390 117	3 834 939
7804200000	Lead powders and flakes	762	43 200	5 335	123 869
7806002000	Lead bars, rods, profiles and wire	15 288	294 918	285 690	2 606 768
7806003000	Lead, tubes, pipes and tube or pipe fittings	141 892	161 509	105 985	301 013
7806009010	Lead wool, washers, electro-plating anodes	299	1 636	5 156	117 812
7806009090	Other articles of lead	7 248	43 446	9 319	458 859
7901110000	Zinc not alloyed containing by weight 99.99% or more of zinc	7 413 786	54 544 692	18 141 644	123 148 877
7901120000	Zinc not alloyed containing by weight < 99.99% of zinc	2 406 283	18 980 135	5 847 106	43 125 586
7901200000	Zinc alloys	1 210 617	11 338 137	3 178 423	27 501 721
7903100000	Zinc dust	147 092	1 458 986	420 844	3 322 173
7903900000	Zinc powders and flakes	264 508	1 659 618	795 691	4 892 790
7904000000	Zinc wire, bars, rods, profiles and wire	94 858	294 779	260 709	779 535
7905003000	Zinc foil a thickness < 0.25 mm	6	184 922	2 524	73 314
7905009000	Zinc plates, sheets, strip and foil > 0.25 mm	220 253	2 121 540	369 371	3 150 020
7907003000	Gutters, roof capping, skylight frames & oth fabricated building cor	136 874	742 643	54 417	680 594
7907004000	Zinc tubes, pipes, tube, pipe fittings (for couplings, elbows, sleeves)	12 262	83 260	35 948	657 557
7907009100	Other cigarette cases or boxes ashtrays	335	1 695	275	3 410
7907009200	Other household articles	278	14 271	2 446	33 167
7907009910	Elec. plating anodes, stencil plates, nail, tacks, nuts, bolt, screws, & si	60 972	330 121	165 242	774 896
7907009990	Oth articles of zinc	142 567	1 113 865	385 876	3 574 217
8001100000	Unwrought tin, not alloyed	441	32 680	45 022	328 208
8001200000	Unwrought tin alloys	15 778	105 434	503 666	3 189 158
8003001000	Tin bars, rods, profiles and wire soldering	21 405	106 193	363 218	2 616 735
8003009000	Tin bars, rods, profiles and wire not soldering	50 585	378 144	894 254	8 105 978
8007002000	Other articles of tin, plates, sheets and strip thickness > 0,2 mm	342	466 499	1 517	602 618
8007003000	Tin-foil (whether or not printed or backpaper, etc), thick < 0,2 mm, f	859	10 750	23 217	168 931
8007004000	Tin-Tubes, pipes & tube/ pipe fitting (for example, couplings, elbows	6 012	22 231	11 720	70 506
8007009100	Cigarette cases and boxes, ashtrays of tin	0	10	0	10 540
8007009200	Other household articles of tin	0	36	0	2 792
8007009910	Articles of tin, Collapsible tubes for dentifrices, colours, and the like	0	1	0	2
8007009990	Other articles of tin	3 882	276 094	33 672	661 529
8101100000	Tungsten (wolfram) powders	843	2 540	83 204	205 529
8101940000	Unwrought tungsten, including bars and rods obtained simply by si	702	6 185	70 939	710 176
8101960000	Tungsten wire	30 251	461 911	261 458	3 016 707
8101991000	Tungsten bar & rods, oth than those obtained simply by sintering, profil	370	1 047	46 834	146 415
8101999000	Other articles of tungstens thereof including waste & scrap	278	31 717	36 602	618 186
8102100000	Molybdenum powders	162	3 401	332	72 952
8102940000	Unwrought molybdenum, including bars and rods obtained simply	0	24	0	2 774
8102950000	Molybdenum bar & rods, o. than those obt'd simp. by sintering, profil	129	255	1 246	15 769
8102960000	Molybdenum wire	1 325	43 586	20 547	521 971
8102990000	Other molybdenum	28	1 050	277	10 176
8103200000	Unwrought tantalum, including bars and rods obt'd simp. by sinteri	24 693	269 038	6 951 527	53 940 128
8103900000	Other tantalum	133	388	20 043	113 808
8104110000	Magnesium containing at least 99.8 % by weight of magnesium	60 000	1 168 438	149 575	3 087 048
8104190000	Other unwrought magnesium	12 244	46 084	113 249	490 863
8104300000	Magnesium raspings, turnings & granules, graded according to size;	1	40 685	28	434 581
8104900000	Other magnesium	24 088	58 379	86 562	191 647
8105201000	Unwrought cobalt	0	13 186	0	414 984
8105209000	Mattes cobalt; cobalt powders	3	1 764	532	71 963
8105900000	Other cobalt mattes	1 529	5 437	84 429	571 976
8106009000	Other bismut and articles thereof	0	1 005	0	30 570
8107200000	Unwrought cadmium, powders	0	14	0	1 127
8107900000	Other cadmium and articles thereof	0	99	0	3 214
8108200000	Unwrought titanium powders	70	942	7 851	17 965
8108900000	Other titanium and articles thereof	44 185	356 275	526 673	10 889 053
8109200000	Unwrought zirconium powders	4 587	39 647	3 240	23 578
8109900000	Other zirconium and articles thereof	1 242	63 388	5 643	1 432 920

I.3. IM POR M ENURUT KOM ODITI / IM PORT BY HS COM M ODITY

\*\*\* AGUSTUS/ AUGUST 2014 \*\*\*

H S	Uraian Komoditi Commodity Description	Berat Bersih / Net Weight (Kg)		Nilai / Value C.I.F (US\$)	
		Bulan ini Current Month	Kumulatif Cum.Jan. to date	Bulan ini Current Month	Kumulatif Cum.Jan. to date
8110100000	Unwrought antimony powders	0	94 078	0	768 622
8110200000	Antimony waste and scrap	0	7	0	6 923
8110900000	Other antimony and articles thereof	2 000	5 182	8 592	25 895
8111000000	Manganese and articles thereof,including waste and scrap	320 000	340 489	682 000	741 838
8112190000	Other beryllium and articles thereof	0	970	0	71 080
8112210000	Unwrought chromium powders	6 376	37 118	84 655	414 297
8112290000	Other Chromium and articles thereof	6 896	8 494	5 377	66 959
8112920000	Thallium unwrought waste and scrappowders	0	108	0	65 051
8112990000	Other thallium and articles thereof	448	477	154 035	171 479
8113000000	Cermets and articles thereof, includingwaste and scrap	148	458	16 125	60 926
8201100000	Hand tools spades and shovels	28	34 385	17	40 361
8201301000	Hoes (mamooties) and rakes	0	5 751	0	13 163
8201309000	Mattocks and picks	63	39 850	139	61 206
8201400000	Axes, bill hooks and similar hewingtools	0	18	0	572
8201500000	Secateurs & similar one-handed prunersand shears (including poul	13 726	96 047	9 533	167 374
8201600000	Hedge shears,two-handed pruning shearsand similar two handed s	1	2	14	16
8201900000	Other hand tools of a kind used inagriculture, horticulture or fores	5 441	17 927	24 362	101 260
8202100000	Hand saws	181 557	1 555 092	195 216	1 731 901
8202201000	Band saw blades	114	14 810	1 006	77 082
8202209000	Sparepart band saw blades	104 399	932 444	547 454	3 393 883
8202311000	Circular saw blades with working part ofsteel	4 107	20 657	70 610	389 801
8202319000	Sparepart circular saw blades withworking part of steel	39 009	188 479	192 459	1 478 747
8202390000	Other circular saw blades includingparts	41 014	360 067	148 188	1 724 232
8202400000	Chain saw blades	7 067	137 622	13 245	348 070
8202910000	Straight saw blades for working metal	10 390	65 300	28 280	559 591
8202991000	Straight saw blades	4 165	54 454	79 216	910 166
8202999000	Other saw blades	57 807	703 298	245 410	3 184 887
8203100000	Files, rasps and similar tools	60 969	474 214	100 974	873 603
8203200000	Pliers (including cutting pliers),pincers, tweezers and similar tools	234 663	2 624 108	476 985	5 157 595
8203300000	Metal cutting shears and similar tools	37 689	331 433	71 667	799 810
8203400000	Pipe-cutters, bolt croppers, perforatingpunches, and similar tools	34 313	451 483	158 934	1 310 582
8204110000	Hand operated spanners and wrencheson adjustable	252 284	3 265 818	576 889	6 138 801
8204120000	Hand operated spanners and wrenchesadjustable	176 202	1 636 708	885 877	5 310 782
8204200000	Interchangeable spanner sockets, withor without handles	118 393	1 108 518	313 584	3 023 545
8205100000	Drilling, threading or tapping tools	45 119	487 832	370 581	3 686 831
8205200000	Hammers and sledge hammers	371 942	4 056 624	464 623	9 166 439
8205300000	Planes, chisels, gouges and similarcutting tools for working wood	78 315	638 801	121 104	2 106 178
8205400000	Screwdrivers	155 825	1 851 765	375 140	3 918 046
8205511000	Flat irons	8	5 978	32	20 005
8205519000	Other household tools	2 886	75 689	49 219	531 307
8205590000	Other hand tools , oth than househlootools	373 164	3 608 274	1 013 102	10 284 413
8205600000	Blow lamps	0	9 768	0	38 950
8205700000	Vices, clamps and the like	247 214	1 537 764	1 210 631	8 660 129
8205900000	Other including sets of articles of twoor more subheadings of this	125 075	767 141	840 273	5 162 771
8206000000	Tools of two/ more of the headings82.02to 82.05 put up in sets for	137 714	1 179 703	1 343 297	10 042 354
8207130000	Rock drilling or earth boring tools with working part of cermets	19 374	127 392	395 706	3 679 298
8207190000	Other rock drilling / earth boring tools, including parts	90 732	697 263	3 398 627	27 925 568
8207200000	Dies for drawing or extruding metal	83 469	621 037	1 973 044	14 874 852
8207300000	Tools for pressing, stamping or punching	87 175	1 206 121	3 144 781	25 473 101
8207400000	Tools for tapping or threading	24 348	148 787	697 336	5 810 643
8207500000	Tools for drilling, other than for rockdrilling	207 840	1 011 141	2 541 145	15 392 077
8207600000	Tools for boring or broaching	10 381	68 744	561 458	3 776 965
8207700000	Tools for milling	7 785	80 877	494 677	3 464 551
8207800000	Tools for turning	42 025	171 732	605 769	5 337 478
8207900000	Other interchangeable tools	72 531	1 131 361	1 936 930	21 746 113
8208100000	Knives and cutting blades for metalworking	36 577	299 892	1 734 456	8 297 797
8208200000	Knives and cutting blades for woodworking	53 140	393 366	512 905	2 969 559
8208300000	Knives&cutting blades f kitchen app'es /for mach. used by the food	8 250	57 436	50 672	401 032
8208400000	Knives&cutting blades for agricultural , horticultural or forestry me	809	84 196	10 991	394 717
8208900000	Other knives and cutting blades formachines or for mechanical app	137 438	1 183 575	1 951 988	16 937 770
8209000000	Plates, sticks, tips and the like fortools,	20 272	216 430	2 899 082	25 300 210
8210000000	Hand-operated mechanical appliances,weighing	102 370	994 342	100 076	1 046 816
8211100000	Knives with cutting blades,serrated ornot and sets of assorted arti	20 868	66 818	103 836	345 258
8211910000	Table knives having fixed blades	27 607	246 975	41 888	800 338

I.3. IM POR M ENURUT KOM ODITI / IM PORT BY HS COM M ODITY

\*\*\* AGUSTUS/ AUGUST 2014 \*\*\*

H S	Uraian Komoditi Commodity Description	Berat Bersih / Net Weight (Kg)		Nilai / Value C.I.F (US\$)	
		Bulan ini Current Month	Kumulatif Cum.Jan. to date	Bulan ini Current Month	Kumulatif Cum.Jan. to date
8211925000	knives ,fix blades, handle of base metalfor agricultural, horticultur;	844	11 542	15 002	243 207
8211929010	Flick/ spring knives,hunting,diving& scouts knives,penknives,blades	3 829	28 349	11 056	98 049
8211929090	Other knives having fixed blades withhandle of base metal	7 269	116 120	43 309	500 092
8211932010	Knives,oth than fixed blades,with handle base metal, for agricultur	2	15 045	22	34 555
8211932090	Knives,oth than fixed blades,handle oththan metal, for agricultural	1 279	4 743	5 728	56 240
8211939000	Knives having other than fixed bladeswith handle of base metal	12 295	55 951	30 346	160 354
8211941000	Blades for knife of kind used foragriculture,horticulture/ forestry	2 770	3 527	17 863	34 427
8211949000	Blades with handle of base metal	57 673	212 822	94 570	724 986
8211950000	Knives with handles of base metal	8 683	84 540	26 564	341 588
8212100000	Razors	40 917	596 802	1 000 666	12 948 284
8212201000	Safety razor blades with double-edgedrazor blades	36 844	229 120	439 724	2 380 307
8212209000	Other razors and razor blades includingrazor blade blanks in strips	25 313	291 994	345 257	3 398 130
8212900000	Other parts of razors and razor blade	1 586	48 124	7 328	368 359
8213000000	Scissors, tailors' shears and similarshearsand blade thereof	178 333	1 177 441	241 918	1 905 516
8214100000	Ppr knives,ltr openers,erasing knives ,pencil sharpeners and blade	160 091	1 491 623	227 010	2 334 997
8214200000	Manicure or pedicure sets andinstruments including nail files	32 318	435 297	65 844	721 730
8214900000	Other articles of cutlery	117 565	1 082 566	169 766	1 655 356
8215100000	Spoons,forks,ladles,skimmer,cake serv. & fish knives sets of assort	20 748	83 985	21 481	142 298
8215200000	Similar kitchen and tableware, othersets of assorted articles	39 600	251 998	51 403	780 569
8215910000	Similar kitchen and tableware platedwith precious metal	2 046	2 220	3 437	6 211
8215990000	Other similar kitchen and tableware	209 242	2 042 142	483 860	3 913 570
8301100000	Padlocks	618 931	4 595 129	692 689	6 675 146
8301200000	Locks of a kind used for motor vehicles	199 826	1 494 631	2 592 723	18 288 459
8301300000	Locks of a kind used for furniture	302 558	3 117 963	491 352	4 080 322
8301401000	Handcuffs	246	6 079	3 372	43 424
8301409000	Other padlocks and locks	907 331	8 005 787	1 472 623	13 303 854
8301500000	Clasps and frames with clasps,incorporating locks	29 603	142 442	222 449	1 450 511
8301600000	Parts of padlocks and locks	458 343	3 138 199	3 247 611	23 278 447
8301700000	Keys presented separately	37 461	328 553	577 488	4 074 698
8302100000	Hinges	1 169 467	11 983 594	1 605 307	15 181 614
8302201000	Castors of a diameter > 100 mm but < 250 mm	53 952	225 736	38 468	243 582
8302209000	Oth base metal mountings, fitting & similar articles	520 014	3 280 632	879 819	6 004 863
8302301000	Hasps	7 953	84 170	76 113	626 084
8302309000	Oth mountings, fittings and similararticles suitable for motor vehic	659 521	4 494 957	4 611 488	35 213 622
8302413100	Hasps suitable for building	46 387	597 355	38 549	425 411
8302413900	Bolts, hooks, eyes and staples suitablefor building	108 956	762 019	133 756	1 171 207
8302419000	Other mounting suitable for building	754 896	6 863 015	1 597 980	16 164 921
8302422000	Hasps suitable for furniture	139 694	1 017 712	80 726	545 107
8302429000	Bolts suitable for furniture	1 929 820	16 926 030	2 885 513	23 495 522
8302491000	Mounting of a kind suitable for saddlery	3 352	21 861	24 646	238 947
8302499100	Hasps	6 980	60 036	63 441	453 312
8302499900	Other mounting ; oth than of a kindsuitable for saddlery	471 824	3 352 188	545 597	6 689 983
8302500000	Hat-racks,hat-pegs, brackets and similar fixtures	68 930	904 923	291 472	3 430 858
8302600000	Automatic door closers	126 063	746 062	407 102	3 217 543
8303000000	Armoured/ reinforced safes,strong-boxesand doors and safe depos	199 385	2 040 890	347 178	4 529 159
8304001000	Filing cabinets or card-index cabinets	333 984	2 436 608	672 170	4 833 477
8304009100	Other similar office or desk equipmentof aluminium	3 775	40 070	133 310	550 214
8304009900	Other office or desk equipment of copperor of lead	99 309	1 035 604	338 063	3 192 668
8305101000	Fittings for double loop wire binders	53 201	432 594	150 270	1 200 326
8305109000	Fittings for loose-leaf binders or filesoth than double loop wire bin	183 562	1 628 336	390 556	3 733 632
8305201000	Staples in strips of a kind for officeuse	170 843	926 527	182 977	1 053 239
8305202000	Other staples in strips of iron or steel	3 284	81 395	14 983	214 097
8305209000	Other fitting for loose leaf binders orfiles for staples in strips	172 885	1 577 025	128 521	1 318 911
8305901000	Letter coners, paper clips, indexingtags office articles	89 784	395 396	105 954	608 680
8305909000	Other including parts	211 282	1 251 264	496 518	3 040 313
8306101000	Bells for cycles	15 115	104 013	16 584	119 896
8306102000	Bells, gongs and the like, of copper	1 196	3 129	8 372	22 983
8306109000	Bells, gongs and the like, oth than ofcopper	1 065	17 421	5 198	132 677
8306210000	Statuetes and other ornamen plated withprecious metal	0	12 312	0	10 897
8306291000	Statuetes and other ornamen, of copperor lead	114	1 891	1 230	13 536
8306292000	Statuetes and other ornamen, of nickel	0	658	0	6 824
8306293000	Statuetes and other ornamen, ofaluminium	0	8 323	0	16 716
8306299000	Other statuetes and other ornamen	3 845	134 953	34 823	356 721
8306301000	Photograph, picture or similar frames;mirrors : of copper	2 102	12 792	3 128	49 925

I.3. IM POR M ENURUT KOM ODITI / IM PORT BY HS COM M ODITY

\*\*\* AGUSTUS/ AUGUST 2014 \*\*\*

HS	Uraian Komoditi Commodity Description	Berat Bersih / Net Weight (Kg)		Nilai / Value C.I.F (US\$)	
		Bulan ini Current Month	Kumulatif Cum.Jan. to date	Bulan ini Current Month	Kumulatif Cum.Jan. to date
8306309100	Metalic mirrors reflecting trafficviews at road interstions/ sharp co	4	13 536	6	36 511
8306309900	Oth metalic mirrors reflecting trafficviews at road interstions/ shar	30 083	211 664	67 203	783 759
8307100000	Flexible tubing of base metal,withor without fitting of iron/ steel	269 605	1 664 662	1 562 901	10 249 707
8307900000	Flexible tubing of base metal,withor without fitting of other base r	42 855	330 162	202 063	2 596 906
8308100000	Hooks, eyes and eyelets of base metal	322 616	2 871 999	3 819 680	31 021 241
8308200000	Tubular or bifurcated rivets of basemetal	44 564	478 454	491 982	3 873 793
8308901000	Including parts with beads of a kindused for travel goods	29 840	191 261	196 624	2 046 095
8308909010	Including parts with spangles of a kindused for clothing	1 610	9 818	44 662	105 095
8308909090	Claps, frames with claps, buckles,buckle-claps of base metal	321 654	2 510 595	2 306 301	20 970 389
8309100000	Crown corks, of base metal	12 671	140 533	92 322	563 969
8309901000	Capsules for bottles, of base metal	521	55 859	53 365	682 938
8309902000	Top ends of alum. Cans, of base metal	702 609	4 853 498	3 614 153	22 823 674
8309906000	Aerosol can ends, of tinplate, of basemetal	578	28 814	6 328	122 947
8309907000	Other caps for cans, of base metal	95 086	828 670	259 858	3 042 029
8309908100	Bottle and screw caps, of aluminium	1 211	14 198	8 827	193 726
8309908900	Seals & other packing accessoriesof aluminium	56 578	548 525	441 486	4 348 170
8309909100	Other of bottle and screw caps	5 375	27 011	28 347	223 625
8309909910	Bungs for metal drums; bung covers;seals;case corner protectors	17 297	137 826	167 269	1 439 779
8309909990	Threaded bungs for aluminiumcovers; seals;case corner protector:	152 104	1 092 332	1 142 243	7 959 963
8310000000	Plates; Sgn , name, add & similar,numb,letter, of base metal, excl	39 347	280 845	523 160	3 248 008
8311100010	Coated electrodes of base metal,for electric arc-welding : In rolls	1 084 597	3 874 486	1 142 106	5 055 528
8311100090	Coated electrodes of base metal,for electric arc-welding. In oth th:	1 910 909	15 250 621	2 599 369	21 462 913
8311202010	Cored wire of alloy stell,cont by weight4,5%/ carbon / chromium,	646 206	6 887 035	767 224	8 725 491
8311202090	Cored wire of alloy stell,cont by weight4,5%/ carbon / chromium,	32 294	384 482	119 973	823 317
8311209010	Part Core wire of alloy stell,contweight4,5%/ carbon / chrom, in r	517 404	2 560 957	632 780	4 192 567
8311209090	Part Cored wire of alloy stell,contweight4,5%/ carbon/chrom, in n	434 348	3 167 918	762 991	4 498 264
8311302010	Coat rod & Cored wire of alloy stell,cont weight 4,5%/ carbon/chrc	92 779	1 385 454	389 992	4 091 835
8311302090	Coat rod & Core wire of alloy stell,contweight 4,5%/ carbon / chrc	10 180	127 267	99 154	6 020 776
8311309010	Part coat rod & Cor wire of alloy stell,cont weight 4,5%/ carbon/cl	330 545	2 665 103	860 665	7 035 413
8311309090	Part coat rod & Cor wire of alloy stell,cont weight 4,5%/ carbon/ch	181 618	2 164 037	1 525 714	9 948 335
8311900000	Coated wire / cored with flux materialof kind used for soldering &	303 515	3 826 530	572 806	7 889 891
8401100000	Nuclear reactors	0	7 386	0	249 608
8401200000	Machinery & apparatus for isotopicseparation & parts thereof	184	32 719	17 013	1 189 963
8401300000	Fuel elements (cartridges),non-irradiated	0	34	0	2 990
8401400000	Parts of nuclear reactors	0	6 195	0	1 221 238
8402111000	Watertube boiler with steam production> 45 t/ h with electrical op	7 729 348	15 909 889	76 130 152	147 465 693
8402112000	Watertube boiler with steam production> 45 t/ h with not electric	0	515 488	0	4 401 541
8402121100	Watertube boilers elect. with a steam 15 tons <= steam prod.< 45t	1 010 371	11 448 042	3 050 169	33 845 573
8402121900	Watertube boilers electric with a steamprod < 15 tons /hours	75 992	2 527 923	401 991	9 349 801
8402122100	Watertube boilers not elect. with steam 15 tons <= steam prod.< 4	0	360 458	0	1 179 454
8402122900	Watertube boilers not elect with steamprod < 15 tons /hours	110 350	1 299 327	964 438	9 344 739
8402191100	Hybrid boilers with a steam production> 15t/ hour with electrically	0	1 290 286	0	2 749 078
8402191900	Hybrid boilers with a steam production< 15t/ hour with electrically	570 385	2 975 080	1 907 684	8 927 809
8402192100	Hybrid boilers not elect with a steamproduction exceeding 15t/ hc	95 090	219 970	874 160	1 062 657
8402192900	Oth hybrid boiler not elect with a steamproduction not exceeding	80 046	1 443 986	208 000	4 003 826
8402201000	Electric super heated water boilerselectrically operated	350 986	2 805 332	1 355 913	19 955 099
8402202000	Electric super heated water boilerstnot electrically operated	0	3 888	0	185 383
8402901000	Part of boiler bodies or shells	248 023	3 721 965	1 495 033	19 552 300
8402909000	Oth than part of boiler bodies or shells	2 294 647	22 049 131	12 494 236	120 304 521
8403100000	Boilers of central heating boilersther than those of heading 84.02	57 867	486 875	191 579	1 973 911
8403901000	Boiler bodies or shells central heatingboilers oth than those of hea	0	714 918	0	936 081
8403909000	Oth Boiler bodies or shells central heatboilers oth than those of he	19 642	509 765	57 138	1 417 363
8404101010	Soot remover (soot blowers) for usewith boilers of heading 84.02	3 120	559 415	75 563	3 632 700
8404101090	Economiser,super-heaters,gas revererswith boilers of heading 84.(	1 674 144	21 689 278	14 710 671	104 662 623
8404102000	Economiser,super-heaters,gas revererswith boilers of heading 84.(	248	363 158	1 070	2 206 810
8404200000	Condensers for steam or other vapourpower units	16 301	499 829	21 254	3 034 776
8404901100	Parts boiler bodies or shells of goodsof subheading 8404.10.10 :	0	1 220	0	19 512
8404901900	Part oth than boiler bodies or shells ofgoodsof subheading 8404.1	704	2 487 600	1 000	9 077 555
8404902100	Parts boiler bodies or shells of goodsof subheading 8404.10.20 :	0	2	0	721
8404902900	Part oth than boiler bodies or shellsof goods of subheading 8404.1	0	22 828	0	50 438
8404909000	Other parts of auxiliary machineryfor use with boilers	140 192	2 877 199	629 586	15 846 256
8405100000	Producer gas/ water gas generators,with or without purifiers; acety	44 923	711 824	877 571	16 812 369
8405900000	Part of producer gas/ water gas generat,with or without purifiers; s	30 210	841 988	111 619	59 765 956
8406100000	Turbines for marine propulsion	0	7 904	0	538 033

I.3. IM POR M ENURUT KOM ODITI / IM PORT BY HS COM M ODITY

\*\*\* AGUSTUS/ AUGUST 2014 \*\*\*

H S	Uraian Komoditi Commodity Description	Berat Bersih / Net Weight (Kg)		Nilai / Value C.I.F (US\$)	
		Bulan ini Current Month	Kumulatif Cum.Jan. to date	Bulan ini Current Month	Kumulatif Cum.Jan. to date
8406810000	Turbines oth than marine propulsion ofan output exceeding 40 Ml	467 071	9 473 396	1 957 215	110 522 581
8406820000	Turbines oth than marine propulsion ofan output not exceeding 40	329 055	4 605 741	7 572 226	59 281 334
8406900000	Part of turbines for marine propulsion	1 145 452	6 503 956	5 867 961	59 774 317
8407100000	Spark ignition reciproc/ rotary internalcombustion piston engines f	2 598	18 227	2 421 007	16 046 018
8407211000	Outboard motors of a power < 22.38 kw	0	12 137	0	407 481
8407219000	Outboard motors of a power > 22.38 kw	145 239	1 037 832	3 179 968	23 793 952
8407292000	Other than outboard motorsof a power <= 22.38 kw	0	2 316	0	2 789
8407299010	Outboard motors of a power > 22.38 kw but not exceeding100 kw	0	30 286	0	11 271
8407299090	Outboard motors of a power > 100 kw	59 006	649 714	102 796	1 360 322
8407310000	Reciprocating piston engine of vichileof chapter 87 ,capacity <=50	0	143	0	8 345
8407321200	Reciproc piston engine of vehicles ofheading 87.11 ,50cc< capacity	0	264	0	8 162
8407321900	Reciproc piston engine of vhl of head8701,8711 with capacity <= 1	0	99 293	0	308 269
8407322100	Reciproc piston engine of vehicles ofheading 87.01 ,110cc>capacit	0	18	0	795
8407322200	Reciproc piston engine of vehicles ofheading 87.11 ,110cc> capac	116 578	726 058	2 283 293	10 930 054
8407322900	Reciproc piston engine of vhl of head8701,8711 with >110 cc cap <	10 058	46 426	79 441	320 619
8407332000	Reciproc piston engine of vehicles ofhead 87.11 ,250cc> capacity <	8 029	11 191	37 369	115 150
8407339000	Reciproc piston engine of vehicles of8701,8711 with capacity <= 1l	5 171	39 450	97 547	678 991
8407346000	Fully assemb for oth vhl of heading8711 with cyl cap < 1100 cc	615	7 202	7 702	100 908
8407347100	Fully assembled of a cylinder capacitynot exceeding 2000 cc	48 422	1 730 903	837 831	24 847 275
8407347200	Fully assembled of > 2000 cc a cylindercapacity < 3000 cc	0	11 075	0	122 283
8407347300	Fully assembled of a cylinder capacityexceeding 3000 cc	302 556	1 240 633	5 022 179	23 480 223
8407349100	Fully assembled for pedestriancontrolled tractors of cyl cap <1100	0	671	0	5 082
8407349200	Fully assembled for other vehiclesof heading 8701	0	149	0	22 770
8407349300	Fully assembled for other vehiclesof heading 8711	255	16 894	3 542	395 842
8407349400	Fully assembled for oth vehicles ofcylinder capacity not exceeding	214 871	2 120 669	2 575 218	24 433 181
8407349500	Fully assembled for oth vehicles of> 2000 cc cylinder capacity < 30	0	229	0	9 329
8407349900	Fully assembled for oth vehicles ofcylinder capacity exceeding 300	4 439	42 117	137 108	882 974
8407901000	Other engines of a power notexceeding 18,65 kw	402 457	4 995 166	1 087 374	21 982 116
8407902000	Other engines of a power exceeding18,65 kw but notexceeding 22,	1	8	78	1 131
8407909000	Other engines of a powerexceeding 22,38 kw	114 339	1 059 233	493 710	5 142 037
8408101000	Marine propulsion engines,of a power not exceding 22.38 kw	3 970	45 331	6 228	101 317
8408102000	Marine propulsion engines,of a powerexc 22.38 kw but not exc 10	83 350	810 849	255 787	5 129 060
8408109010	Marine propulsion engines,of a powerexc 100 kw but not exc 750	132 238	832 042	811 515	8 727 661
8408109090	Marine propulsion engines,of a powerexceeding 750 kw	178 737	1 777 550	4 629 013	34 601 617
8408201000	Fully assembled for vehiclesof subheading 8701.10	33 524	136 963	605 787	2 196 073
8408202100	Fully assembled for vehicles ofsubhd 8701.10 of cyl cap <2000 cc	140 364	984 037	70 405	3 147 783
8408202200	Fully assembled for vehicles ofsubhd 8701 of >2000 cc cyl cap <35l	1 204 638	9 365 834	14 522 693	115 136 619
8408202310	Fully assembled for vehicles ofsubhd 8701.10 of cyl cap > 3500 cc	69 683	273 613	382 284	3 670 507
8408202320	Fully assembled for vehicles ofsubhd 8701.10 of cyl cap > 20000 cc	13 247	128 991	283 250	3 194 953
8408209300	Oth for vehicles of subheading 8701.10	4 414	92 703	41 182	2 751 911
8408209400	Oth for vehicles of subheading 8701.10 with cyl capacity < 2000 cc	0	8 104	0	216 875
8408209500	Oth for vehicles of subheading 8701.10 with > 2000 cc cyl capacity	91	6 591	2 989	101 239
8408209610	Oth for vehicles of subheading 8701.10 with > 3500 cc cyl capacity	412 139	2 604 902	1 465 231	13 156 978
8408209620	Oth for vehicles of subheading 8701.10 with cyl capacity > 20000 c	7 468	136 978	197 965	4 447 504
8408901000	Other engines with power < 18,65 kw	711 992	5 051 770	1 260 625	7 018 691
8408905020	Other engines with power > 100 kw forrailway locomotives or tra	0	2 677	0	32 077
8408905030	Other engines with power > 100 kw forheading 8429 or 8430	253 841	1 899 433	2 728 164	22 995 689
8408905090	Other engines with power > 100 kw forheading 8429 or 8430	420 646	2 775 726	2 871 648	12 920 034
8408909100	Egn of power exc 100 kw oth formachinery heading 8429 ot 8430	184 646	786 712	2 388 769	11 562 528
8408909910	Compression with diesel or semi-dieselof railway locomotiv or tra	1 115	1 305	13 678	20 789
8408909990	Compres with diesel or semi-diesel othof railway locomotiv or tra	725 057	9 042 708	1 891 095	28 191 632
8409100000	Parts suitable for use with the engineof heading 8407 or 8408 of a	65	1 868	2 921	50 380
8409911100	Combustion piston egn for machin of head8429 or 8430 of carbur	16 109	152 465	1 332 176	10 215 726
8409911200	Combustion piston egn for machin of head8429 or 8430 of cylind	18 185	34 238	159 562	429 151
8409911300	Cylinder liners with internal diameter50 mm <= 155 mm of head 8	561	11 007	5 086	203 595
8409911400	Oth cylinder liners with internal diamtr50 mm <= 155 mm of head	4 115	51 438	372 263	1 155 008
8409911500	cylinder heads & head covers formachinery heading 8429 ot 8430	3 540	62 409	106 826	1 439 166
8409911600	Pistons with an external diameter of50 mm <= 155 mm of head 84	21 458	52 198	227 597	1 134 920
8409911700	Oth pistons with an external diameter of50 mm <= 155 mm of hea	1 924	54 568	33 304	376 667
8409911800	Piston rings & gudgeon pins formachinery heading 8429 ot 8430	9 824	84 859	148 078	1 758 504
8409911900	Oth parts suitable for use with theengine machinery heading 8429	27 473	630 691	1 017 995	13 772 066
8409912100	Carburettors & parts there of vehiclesof heading 8701	6	1 231	312	19 312
8409912200	Cylinder blocks for machinery heading8701	215	5 814	36 728	50 410
8409912300	Cylinder liners with internal diameter50 mm <= 155 mm of headin	0	20	0	992

I.3. IM POR M ENURUT KOM ODITI / IM PORT BY HS COM M ODITY

\*\*\* AGUSTUS/ AUGUST 2014 \*\*\*

H S	Uraian Komoditi Commodity Description	Berat Bersih / Net Weight (Kg)		Nilai / Value C.I.F (US\$)	
		Bulan ini Current Month	Kumulatif Cum.Jan. to date	Bulan ini Current Month	Kumulatif Cum.Jan. to date
8409912400	Oth cylinder liners with internal diamtr50 mm <= 155 mm of headi	426	7 248	12 404	132 671
8409912500	cylinder heads & head covers formachinery heading 8701	2 170	85 697	14 047	293 145
8409912600	Pistons with an external diameter of50 mm <= 155 mm of heading	0	2 142	0	24 290
8409912700	Oth pistons with an external diameter of50 mm <= 155 mm of hea	46	2 186	1 443	172 161
8409912800	Piston rings & gudgeon pins formachinery heading 8701	4 663	35 415	275 946	1 504 878
8409912900	Oth parts suitable for use with theengine machinery of heading 87	6 296	44 565	47 905	430 055
8409913100	Carburettors & parts there of vehiclesof heading 8711	66 864	599 148	1 015 404	18 964 717
8409913200	Cylinder blocks; crank cases formachinery of heading 8711	54 345	514 606	824 036	7 108 959
8409913400	Cylinder liners for machinery ofheading 8711	66 195	693 644	409 911	3 353 014
8409913500	Cylinder heads & head covers formachinery of heading 8711	8 499	53 742	84 736	772 667
8409913700	Pistons for machinery of heading 8711	19 634	292 587	181 395	3 015 125
8409913800	Piston rings & gudgeon pins formachinery of heading 8711	18 240	171 768	814 440	6 942 048
8409913900	Oth parts suitable for use with theengine for machinery of heading	172 257	1 436 576	4 944 362	40 317 732
8409914100	Carburettors & parts there of vehiclesof heading 87	85 071	748 340	2 051 801	17 782 587
8409914200	Cylinder blocks; crank cases formachinery of heading 87	1 444 547	9 014 519	10 902 067	68 564 564
8409914300	Cylinder liners with internal diameter50 mm <= 155 mm of headin	821	9 504	13 195	133 534
8409914400	Other cylinder liners with the enginefor machinery of heading 87	25 541	232 743	264 750	2 654 476
8409914500	Cylinder heads & head covers formachinery of heading 87	210 538	1 867 759	2 725 145	21 131 344
8409914600	Pistons with an external diameter of50 mm <= 155 mm of heading	64 732	525 558	823 833	7 160 540
8409914700	Oth pistons with an external diameter50 mm <= 155 mm of headir	13 173	84 166	131 437	979 588
8409914800	Piston rings & gudgeon pins formachinery heading 87	22 710	178 693	847 375	6 133 608
8409914900	Oth parts suitable for use with theengine for machinery of heading	1 521 729	13 401 443	17 374 881	134 824 813
8409915100	Cyl block,crank case,marine propul engpower <= 22.38kw for vesse	5 508	35 550	85 469	3 244 423
8409915200	Cyl liners, power < 22,38 kw of diamtr=>50 mm<155 mm for vesse	76	569	2 358	23 334
8409915300	Oth cyl liners,power < 22,38 kwfor vessel of heading 89	433	9 645	6 993	18 326
8409915400	Pistons, power< 22,38 kw of diamtr=>50 mm<155 mm for vessel c	412	121 552	12 138	1 749 950
8409915500	Oth pistons, power< 22,38 kwfor vessel of heading 89	569	5 310	14 768	479 239
8409915900	Oth suitable for use with the egn ofpower < 22,38 kw for vssl of he	270 666	650 307	1 413 746	5 868 961
8409916100	Cyl block,crank case,marine propul engpower > 22.38kw for vessel	0	2 238	0	24 352
8409916200	Cyl liners, power > 22,38 kw of diamtr=>50 mm<155 mm for vesse	0	49 195	0	105 683
8409916300	Oth Cyl liners, power>22,38 kw of diamtr=>50 mm<155 mm for ve	15 729	168 765	111 729	980 969
8409916400	Pistons, power > 22,38 kw of diamtr=>50 mm<155 mm for vessel c	6 307	69 178	2 943	144 561
8409916500	Other piston for marine propulsionengines of power > 22.38 kw	1 261	11 267	19 049	182 515
8409916900	Oth suitable for use with the egn ofpower > 22,38 kw for vssl of he	64 360	327 476	248 036	1 859 989
8409917100	Carburettors & parts there of other eng	148	32 126	894	230 751
8409917200	Cylinder blocks for other engine	133 470	1 183 800	120 338	979 168
8409917300	Cyl liners for other engine with=>50 mm diameter <155 mm	2 482	82 043	41 529	542 752
8409917400	Oth cyl liners for other engine	10 794	249 977	48 960	411 902
8409917500	Cyl heads & head covers for other eng	875	29 549	8 742	138 889
8409917600	Pistons for other engine with=>50 mm diameter <155 mm	882	1 220	1 732	25 211
8409917700	Oth pistons for other engine	545	34 860	19 742	227 609
8409917800	Pistons rings & gudgeon pins forother engine	1 254	22 211	30 218	322 462
8409917900	Other parts for engines	237 513	2 502 662	913 804	9 924 974
8409991100	Carburettors & parts there of for engineof machinery of head 8429	963	12 854	19 708	583 230
8409991200	cylinder blocks for engine of machineryof heading 8429/ 8430	9 124	81 296	184 770	1 441 706
8409991300	Cyl liners for eng mach head 8429/ 8430with =>50 mm diameter <	156	5 218	4 530	48 447
8409991400	Other cylinder liners for engineof machinery of head 8429/ 8430	18 223	196 359	482 489	5 274 476
8409991500	Cinder head & head covers for engineof machinery of head 8429/	52 779	244 066	1 353 826	6 494 974
8409991600	Pistons for eng mach of head 8429/ 8430with =>50 mm diameter <	83	3 496	1 599	49 955
8409991700	Other piston for engine of machineryof heading 8429/ 8430	17 701	32 545	118 849	540 682
8409991800	Pistons rings & gudgeon pins for engineof machinery of head 8429	1 252	15 260	32 382	362 041
8409991900	Other engine of machinery ofheading 8429 or 8430	41 634	357 703	654 554	5 145 926
8409992100	Carburettors & parts there of for engineof vehicles of heading 8701	0	68 001	0	102 842
8409992200	Cylinder blocks for engin of vehiclesof heading 8701	2 899	304 430	18 287	475 781
8409992300	Cyl liners for engine of vehicles ofwith =>50 mm diameter <155 m	104	1 146	3 569	44 899
8409992400	Other cylinder liners for enginesof vehicles of heading 8701	5 288	12 635	9 241	17 187
8409992500	Cyl heads & head covers forengines of vehicles of heading 8701	3 473	22 734	67 721	255 598
8409992600	Pistons for eng of vhl head 8701with =>50 mm diameter <155 mm	46	195	689	5 544
8409992700	Oth pistons for engines ofvehicles of heading 8701	0	211	0	6 224
8409992800	Pistons rings & gudgeon pins forengines of vehicles of heading 870	138	1 337	6 212	51 698
8409992900	Other for engines of vehicles of heading 8701	550	299 023	7 120	395 329
8409993100	Carburettors & parts there of for engineof vehicles of heading 8711	9	23 427	887	119 667
8409993200	Cylinder blocks; crank cases forengines of vehicles of heading 8701	0	40 675	0	279 563
8409993300	Cylinder liners for enginesof vehicles of heading 8711	2 709	4 193	48 014	67 615

**I.3. IM POR M ENURUT KOM ODITI / IM PORT BY HS COM M ODITY**  
**\*\*\* AGUSTUS/ AUGUST 2014 \*\*\***

H S	Uraian Komoditi Commodity Description	Berat Bersih / Net Weight (Kg)		Nilai / Value C.I.F (US\$)	
		Bulan ini Current Month	Kumulatif Cum.Jan. to date	Bulan ini Current Month	Kumulatif Cum.Jan. to date
840993400	Cyl heads & head covers forengines of vehicles of heading 8711	47	1 524	777	57 936
840993500	Pistons for engines of vehiclesof heading 8711	340	5 239	5 912	107 536
840993600	Pistons rings & gudgeon pins forengines of vehicles of heading 871	333	9 639	9 830	434 375
840993900	Other for engines of vehiclesof heading 8711	34 037	398 217	690 157	8 790 324
840994100	Carburettors & parts there of for engineof oth vehicles of chapter 8	123	4 994	974	17 408
840994200	Cylinder blocks;crank case for enginesof oth vehicles of chapter 87	630 441	6 998 540	3 827 746	56 305 406
840994300	Cyl liners for eng of oth vhl of chap 87with =>50 mm diameter <15	3 191	82 932	84 078	1 146 177
840994400	Other cylinder liners for enginesof oth vehicles of heading 8701	4 619	89 549	17 399	396 217
840994500	Cyl heads & head covers for enginesof oth vehicles of chapter 87	135 464	1 506 809	1 358 163	16 309 698
840994600	Pistons for eng of oth vhl chapter 87with =>50 mm diameter <155	17 209	124 242	122 187	1 256 329
840994700	Other piston for engines ofother vehicles of chapter 87	11 014	67 089	20 436	324 027
840994800	Pistons rings & gudgeon pins forengines of oth vehicles of chapter	32 017	309 140	325 113	2 517 968
840994900	Other for engines of othervehicles of chapter 87	786 841	8 700 072	8 781 146	107 583 296
840995100	Cyl block crank case,marine propuls.eng, power<= 22.38kw for vss	452	3 100	3 875	25 134
840995200	Cyl liners of power<=22,38 kw of diamtr=>50 mm<155 mm for ves	1 167	2 136	2 955	11 598
840995300	Other cylinder liners for engines vsslof chapter 89 wit power < 22,;	59	7 823	326	46 219
840995400	Pistons for vssls eng <= 22,38 kw of=>50 mm diamtr <= 155 mm of	94	635	241	1 642
840995500	Other piston for eng of vssl of chap 89 with mar propul eng of pow	0	1 224	0	6 942
840995900	Oth.for vssls chapt.89,marine propul eng of a power<= 22.38 kw,ci	7 140	75 779	85 342	470 420
840996100	Cyl.block,crank case,marine propuls.eng, power>= 22.38kw for vss	69	203	13 958	36 796
840996200	Cyl liners for vssl eng >= 22,38 kw of=>50 mm diamtr <= 155 mm c	5 346	52 337	207 622	2 104 000
840996300	Other cylinder liners for marinepropulsion engines of power > 22,;	5 783	89 187	87 479	451 977
840996400	Pistons for vssls eng >= 22,38 kw of=>50 mm diamtr <= 155 mm of	1 049	48 331	22 896	688 646
840996500	Other piston for marine propulsionengines of power > 22,38 kw	12 835	102 460	385 563	1 152 569
840996900	Other for marine propulsion enginesof a power > 22,38 kw	391 048	3 395 306	1 978 788	26 280 162
840997100	Carburettors & parts there of forother engines	8 485	119 063	25 894	908 067
840997200	Cylinder blocks for other engines	8 478	81 435	253 881	1 948 598
840997300	Cylinder liners for other engines with=>50 mm diamtr <= 155 mm	0	7 805	0	10 938
840997400	Other cylinder liners for other engines	10 553	211 135	100 208	2 594 833
840997500	Cyl heads & head covers for other engine	13 021	85 334	188 687	1 542 976
840997600	Pistons for other engines with=>50 mm diamtr <= 155 mm	1 609	13 441	3 330	140 391
840997700	Oth pistons for other engines	22 614	195 662	368 752	2 711 147
840997800	Pistons rings & gudgeon pins forother engines	2 312	71 069	29 237	411 342
840997900	Other than for engines	639 919	5 752 975	2 873 781	21 420 775
8410110000	Hydraulic turbine & water wheelsof power <= 1,000 kw	65 084	280 275	517 040	1 813 584
8410120000	Hydraulic turbines and water wheels of>1,000 kw power < 10,000	141 334	315 918	1 098 424	4 469 382
8410130000	Hydraulic turbines and water wheels ofwith a power exceeding 10	0	143	0	387
8410900000	Parts, including regulators ofhydraulic turbins and water wheels	212 600	1 214 808	1 240 231	7 336 392
8411110000	Turbo-jets of a thrust not exceed 25 kn	40 764	439 875	1 017 881	6 615 901
8411120000	Turbo-jets of a thrust exceeding 25 kn	2 309	10 851	48 295	1 686 660
8411210000	Turbo-propellers of a powernot exceeding 1,100 kw	4 974	36 610	220 818	4 906 340
8411220000	Turbo-propellers of a powerexceeding 1,100 kw	2 458	13 149	201 711	10 815 356
8411810000	Other gas turbines of a powernot exceeding 5,000 kw	1 620	217 469	211 398	19 165 697
8411820000	Other gas turbines of a powerexceeding 5,000 kw	10 977	41 652	1 751 086	9 406 673
8411910000	Parts of turbo-jets/turbo-propellers	960	19 254	154 605	757 783
8411990000	Oth Parts of turbo-jets/turbo-propellers	498 187	3 547 198	22 073 501	171 824 468
8412100000	Reaction engines oth than turbo-jets	21 883	86 196	357 510	1 439 197
8412210000	Hydraulic power engines and motorswith linear acting (cylinders)	533 628	1 863 458	3 729 432	17 706 364
8412290000	Hydraulic power engines and motorswith other linear acting (cylin	501 680	3 324 846	12 866 737	45 826 416
8412310000	Pneumatic power engines andmotors with linear acting (cylinders)	192 261	381 891	737 628	5 450 019
8412390000	Pneumatic power engines and motorswith other linear acting (cyli	17 158	174 093	522 343	4 583 313
8412800000	Oth engines and motors	176 390	1 394 014	1 193 147	12 968 576
8412901000	Parts of engines of subheading 8412.10	305	958	47 103	80 338
8412909000	oth parts of engines of subheading 841	102 892	899 216	2 291 824	16 220 069
8413110000	Pumps for dispensing fuel/lubricants ofthe type used in fill station/	32 625	528 873	675 247	10 400 145
8413190000	OthPumps for dispens fuel/lubricants ofthe type used in fill stator	193 413	3 084 939	2 038 595	21 363 954
8413201000	Water pump for hand pump,oth than those of subheading 8413.1	36 485	317 616	106 233	839 565
8413209000	Oth Water pump for hand pump,oth than those of subheading 841	65 209	442 643	276 325	2 576 236
8413301200	Recipro/rotary for water pumps/fuel ofkind eng of mtr vhl head 8;	216 588	1 700 150	5 172 685	41 732 039
8413301900	Reciprocating or rotary type for cooled pumps for intern combu	176 666	1 715 347	1 827 654	19 698 179
8413302100	Centrifugal type for water pumps/fuel ofkind eng of mtr vhl head 8	148 696	1 585 500	1 935 083	20 889 753
8413302900	Centrifugal type for cooling mediumpumps for intern combustion	17 359	156 184	284 104	2 328 972
8413309200	Other water pumps or fuel pumps of kindused for eng of mtr vhl h	342 454	3 204 838	10 533 509	97 986 852
8413309900	Other Cooling medium pumps for internalcombustion piston engir	323 672	2 471 004	7 853 740	53 777 425



I.3. IM POR M ENURUT KOM ODITI / IM PORT BY HS COM M ODITY

\*\*\* AGUSTUS/ AUGUST 2014 \*\*\*

H S	Uraian Komoditi Commodity Description	Berat Bersih / Net Weight (Kg)		Nilai / Value C.I.F (US\$)	
		Bulan ini Current Month	Kumulatif Cum.Jan. to date	Bulan ini Current Month	Kumulatif Cum.Jan. to date
8413400000	Concrete pumps	80 964	713 312	1 702 779	7 021 470
8413503000	Oth reciproc positif displacement pumps,of water pumps with flow	2 080	1 094 041	62 526	2 620 595
8413504000	Oth reciproc (+) displmnt pumps,of waterpumps with >8000m/h fl	2 357	50 335	68 259	1 576 923
8413509000	Oth reciproc positif displacement pumps,of water pumps with flow	106 996	1 340 354	3 098 825	29 689 192
8413603010	Oth rotary positive displacement pumps,elctrly operated with flow	1 426	71 130	40 025	625 958
8413603020	Oth rotary positive displmnt pumps,notelctrly operated with flow	19 204	176 073	137 814	826 742
8413604000	Oth rotary (+) displmnt pumps,of waterpumps with>8000m/h flow	175	20 149	5 530	115 580
8413609000	Oth rotary positive displacementpumps, with flow rate > 13000 m.	168 663	1 249 912	2 462 400	17 998 751
8413701100	Oth Ctrfgl pumps;sgl stage,water pmp forbelt drvr / drct coupl with	6 847	324 538	55 454	2 889 224
8413701900	Oth centrifugal pumps;single suctionhorizontal shaft water pumps	270 672	2 953 803	3 560 242	38 995 204
8413703100	Submersible water pumps with an inletdiameter <= 200 mm	70 150	1 025 204	436 580	3 084 117
8413703900	Submersible water pumps with an inletdiameter => 200 mm	469 183	1 001 889	3 339 200	6 071 346
8413704110	Oth water pumps of flow rate<8000m/h ofwith diamtr>200 mm oi	410 256	2 107 380	1 535 862	7 094 333
8413704120	Oth water pumps of flow rate<8000m/h ofwith diamtr>200 mm oi	3 119	583 082	110 411	4 001 579
8413704900	Oth water pumps of flow rate<8000m/hwith inlet diameter > 200	56 981	470 323	459 509	3 512 520
8413705100	Oth water pumps with > 8000 m/h flowrate <= 13000 m/h of dian	1 664	8 877	116 379	434 173
8413705900	Oth water pumps with flow rate>13000 m/hwith an inlet diameter	13 357	92 381	304 351	1 291 252
8413709100	Oth pumps with shafts common with theprime mover of an inlet d	3	207 205	30	4 609 933
8413709900	Oth pumps with shafts common with theprime mover of an inlet d	513 301	4 075 116	5 111 070	52 320 983
8413811110	Water pump with flow rate <= 8000 m/hwith electrically operated	135 366	776 617	760 067	3 705 549
8413811120	Water pump with flow rate <= 8000 m/hwith not electrically oper	177 584	1 548 458	282 242	2 601 863
8413811200	Water pump with > 8000 m/hflow rate <= 13000 m/h	86 695	354 499	257 353	2 606 501
8413811900	Water pump with flow rate >= 13000 m/h	253 710	2 300 636	2 100 323	27 659 450
8413820010	Liquid elevators with electricallyoperated	162 527	1 021 767	535 334	13 295 705
8413820020	Liquid elevators with not electricallyoperated	59 976	320 333	2 499 676	11 624 226
8413911000	Part of pumps subheading 8413.20.10	970 856	4 315 314	608 024	5 052 196
8413912000	Part of pumps subheading 8413.20.90	38 184	89 439	274 216	774 642
8413913000	Part of pumps subheading8413.70.11 and 8413.70.19	35 758	438 281	204 141	3 364 397
8413914000	Part of other centrifugal pumps	586 290	4 014 406	8 633 867	35 734 069
8413919000	Part of other pumps	1 459 301	9 149 292	13 464 554	92 299 627
8413920000	Part of liquid elevators	15 006	35 167	254 450	486 886
8414100000	Vakum pumps	96 914	1 060 651	930 095	11 543 939
8414201000	Hand or foot operated air pumps;for bicycle pumps	221 225	1 326 948	211 369	1 199 212
8414209000	Other Hand or foot operated air pumps	174 795	944 173	351 548	2 940 698
8414302000	Compressors of kind used in refrigeratequipment for automotive /	109 179	1 709 552	1 074 054	12 796 586
8414303000	Compressors of kind used in refrigeratequipment oth of seal unit f	32 271	162 849	92 531	1 738 654
8414304000	Compr kind refrgt eqp oth with cap refr>21.10 kw or displacmnt p	480 556	3 153 937	2 615 560	18 489 142
8414309000	Compr kind refrgt eqp oth with cap refr<21.10 kw or displacmnt p	4 024 475	31 939 036	18 063 246	137 236 728
8414400000	Air compressors mounted ona wheeled chasis for lowing	372 098	3 504 804	1 776 140	18 052 993
8414511000	Table fans and box fans	741	132 722	14 024	902 993
8414519100	Fans with protective screen	20 676	291 113	100 857	1 485 581
8414519900	Other fans with protective screen	25 964	379 223	72 754	751 620
8414592000	Explosion-proof air fans of kind used inunderground mining with c	2 444	10 332	39 921	157 797
8414593000	Blower with capacity < 125 kw	63 487	1 364 777	672 151	8 358 893
8414594100	Fans of a capacity <125 kw withprotective screen	11	3 253	4 274	108 536
8414594900	Oth fans of a capacity <125 kw withprotective screen	10 322	467 378	447 026	5 561 237
8414595000	Fans window with blowers	216 153	2 296 318	1 094 530	10 447 252
8414599100	Fans floor with protective screen	291	14 639	10 409	145 789
8414599900	Oth fans floor with protective screen	362 385	2 478 923	5 078 569	24 385 970
8414601100	Hoods have max horizon side<120 cm,fitwith a filter for laminer a	18 471	242 075	108 603	1 147 760
8414601900	Hood have max horiz side<120 cm,oth fittwith a filter for laminer :	14 861	207 416	111 366	1 403 960
8414609100	Hoods having maximum horizontal side<120 cm, to suitable for inc	42 158	96 791	227 463	1 117 050
8414609900	Hoods having maximum horizontal side<120 cm,oth suitable for in	10 986	170 215	51 951	668 098
8414801300	Hoods have max horizon side>120 cm,fitwith a filter for laminer a	1 402	35 343	43 753	651 425
8414801400	Hood have max horizon side<120 cm,fitwith a filter for laminer ai	30 367	841 445	355 131	7 853 478
8414801500	Hoods have max horizontal side>120 cm,no fitt with filter suitable	22 212	391 359	252 540	3 135 677
8414801900	Hoods have max horizontal side>120 cm,no fitt with filter,not suit	348	36 345	8 237	1 372 742
8414803000	Hoods have max horizon side<120 cm offree piston generators for	17 724	133 177	510 523	4 309 356
8414804100	Gas compr modul for use in oil drill oththan those of subhd 841430	244	987 118	36 075	46 022 488
8414804900	oth Gas compr modul for use in oil drill oth than those of subhd 84	343 315	5 000 612	3 987 494	87 793 194
8414805000	Hoods having maximum horizontalside < 120 cm for air pumps	63 720	513 523	325 878	2 985 768
8414809000	Hoods having maximum horizontalside > 120 cm for air pumps	510 130	4 174 886	6 065 279	51 279 031
8414901300	Parts of pumps or compressors forgoods of subheading 8414.10	37 528	530 786	135 191	2 976 864
8414901400	Parts of pumps or compressors forgoods of subheading 8414.20	1 352	16 714	36 325	87 890

I.3. IM POR M ENURUT KOM ODITI / IM PORT BY HS COM M ODITY

\*\*\* AGUSTUS/ AUGUST 2014 \*\*\*

HS	Uraian Komoditi Commodity Description	Berat Bersih / Net Weight (Kg)		Nilai / Value C.I.F (US\$)	
		Bulan ini Current Month	Kumulatif Cum.Jan. to date	Bulan ini Current Month	Kumulatif Cum.Jan. to date
8414901500	Parts of pumps or compressors for goods of subheading 8414.30	259 256	2 044 297	5 977 658	46 270 042
8414901600	Parts of pumps or compressors for goods of subheading 8414.40	47 815	391 619	145 913	1 587 718
8414901900	Oth parts of pumps or compressors for goods of subheading 8414.40	395 745	7 690 673	3 841 362	49 687 151
8414902100	Part of kind for fans suitable use in goods of heading 8415, 8418, 8419	32 821	439 108	377 876	2 457 108
8414902900	Oth part of kind for fan suitable use in goods of heading 8415, 8418, 8419	932 460	6 868 359	1 116 147	20 773 338
8414903100	Hoods for goods of subheading 8414.60	3 821	34 791	35 449	373 144
8414903200	Hoods for goods of subheading 8414.80	33 879	430 636	305 242	5 063 645
8415101000	AC mach, windows/ wall types self-contained or "split system" & out p	4 982 019	32 329 728	29 475 303	194 377 877
8415109000	AC mach, windows/ wall types self-contained or "split system" & out p	160 060	829 931	1 553 304	7 510 116
8415201000	AC machine of a kind used for persons, in motor vehicles an out pu	2 127	27 596	13 500	95 262
8415209000	AC machine of a kind used for persons, in motor vehicles an out pu	4 040	6 093	4 135	40 142
8415811100	Inc.refri, reversible heat pump, used in aircraft of an output <= 21.10	422	21 595	3 408	102 543
8415811200	Inc.refri, revers heat pump, use in aircraft oput>21.10kw, air flow>67	0	141 693	0	385 459
8415811900	Inc.refri, revers heat pump, use in aircraft oput>21.10kw, air flow<67	57 362	323 674	471 873	3 014 249
8415812100	Inc.refri, revers heat pump, use in railway rolling stock an output<21	0	900	0	61 796
8415812900	Inc.refri, revers heat pump, use in railway rolling stock an output>21	10 551	33 403	77 071	271 587
8415813100	Inc.refri, revers heat pump u in vhl oth those of subhd 8415, 20 outp	650	11 933	17 780	139 544
8415813900	Inc.refri, revers heat pump u in vhl oth those of subhd 8415, 20 outp	11 680	145 289	291 831	1 214 112
8415819100	Refri, revrs heat pump, oth, use arcrf, railroad, output>21.10kw, airfl	29 147	97 579	223 472	757 043
8415819300	Refri, revrs heat pump, oth, use arcrf, railroad, output<21.10kw	0	74 985	0	411 753
8415819400	Refri, revrs heat pump, oth, use arcrf, railroad, output<21.10kw but<	0	22 754	0	91 138
8415819900	Refri, revrs heat pump, oth, use arcrf, railroad, output>21.10kw but>	19 221	510 535	242 117	5 826 859
8415821100	Oth, incorp a refri unit of use aircraft, output>21.10kw, each evapat	22	10 729	979	47 389
8415821900	Oth, incorp a refri unit of use aircraft, output<21.10kw, each evapat	36 952	175 659	192 617	1 446 323
8415822900	Oth, incorporat refri unit of a kind used in railway roll stock outnpu	571	4 866	14 619	68 960
8415823900	Oth, incorporat. a refri use in road vhole oth. those subhd 8415.20 or	10 270	29 208	99 750	277 062
8415829100	Oth, incorporat. refri unit oth. used in arcrft, railwy, rd vhl an output<	79 317	1 218 755	714 794	11 164 577
8415829900	Oth, incorporat. refri unit oth. used in arcrft, railwy, rd vhl an output>	139 797	582 236	1 802 978	5 669 365
8415831100	Not incorp a refri unit of used in aircraft, output>21.10kw, airflw>67	0	219	0	8 112
8415831900	Not incorp a refri unit of used in aircraft, output<21.10kw, airflw<67	13 578	451 522	148 217	3 477 630
8415832900	Not incorporating a refrigerating unit of used in aircraft with output:	0	1 745	0	10 557
8415839100	Not inc. a refri unit of kind Non used arcrf, railway, vhl an out put < ;	39 101	426 148	132 928	1 922 966
8415839900	Not inc. a refri unit of kind Non used arcrf, railway, vhl an out put > ;	278 886	1 744 383	2 130 485	13 302 597
8415901300	Parts AC machines of kind used in arcrf, railway with an output < 21	1 290	10 523	16 307	147 699
8415901400	Parts AC mach with an output < 21, 10 kw of evapor/condensers for	256 819	1 979 000	3 393 341	24 001 163
8415901910	Parts AC mach with an output < 21, 10 kw of chasis or cabinets, welk	112 998	540 155	392 052	1 589 146
8415901990	Parts AC mach with an output < 21, 10 kw oth than of chasis/ cabin:	395 486	3 980 814	3 927 163	34 168 692
8415902500	Parts of mach with>21, 10kw otput<26,38kw with evap<67,96 m/m	10 450	110 715	70 519	840 349
8415902600	Parts of mach with>21, 10kw otput<26,38kw of kind used in arcrf/r	35	30 804	415	147 898
8415902900	Parts of mach with>21, 10kw otput<26,38kw of kind used in motor	16 702	102 775	89 301	588 825
8415903500	Part mach with>26,38 kw output<52,75 kw with evap>67,96 m/m	3 188	134 685	26 531	1 331 563
8415903900	Part mach with>26,38 kw output<52,75 kw with evap<67,96 m/m	344	42 430	2 538	265 810
8415904500	Parts of mach with an output > 52,75 kw with evapor > 67,96 m/m	53 056	666 393	1 099 173	10 044 582
8415904900	Parts of mach with an output < 52,75 kw with evapor > 67,96 m/m	261 329	1 816 147	1 154 356	11 719 978
8416100000	Furnace burners for liquid fuel	64 063	291 368	1 031 203	3 910 056
8416200000	Other furnace burners, including combination burners	2 519 010	13 798 190	7 009 251	49 484 021
8416300000	Mechanical stokers, including their mech grate, mech ash discharg	58	265 766	103	947 744
8416900000	Parts of furnaces burners for liquid or solid or gas fuel, mechanical	213 185	1 416 297	1 237 732	13 843 954
8417100000	Furnace& oven for the roast, melt/ oth heat treat. of ores, pyrite met.	3 538 789	7 235 361	16 321 483	31 446 930
8417200000	Bakery ovens, including biskuit ovens	47 587	763 219	484 235	13 736 069
8417800000	Incinerators, non-electric	2 495 736	10 788 320	11 557 349	60 418 902
8417900000	Part of industrial/ laboratory furnaces & oven, including incinerators	5 729 728	14 762 856	21 149 938	62 248 040
8418101010	Refri-frez, fitt with separate external door; household type with< 23	153 974	814 283	450 479	2 473 474
8418101090	Refri-frez, fitt with separate external door; household type with> 23	933 731	6 081 290	3 746 127	25 296 856
8418109000	Refri-frez, fitt with separate external door, industri type	141 909	483 912	718 646	2 260 133
8418210010	Refrigerator, household type with compression type of capacity < 2	0	98 315	0	479 052
8418210090	Refrigerator, household type with compression type of capacity > 2	15 376	153 828	121 809	1 154 345
8418290010	Refrigerator, household type oth than compress type of capacity<=;	0	55 936	0	394 478
8418290090	Refrigerator, household type oth than compress type of capacity > 2	0	2 799	0	21 552
8418301000	Freezer of the chest type, not exceed 200 i capacity	0	461 274	0	1 502 654
8418309000	Freezer of the chest type, not exceed 800 i capacity	93 810	2 606 741	359 685	11 758 419
8418401000	Freezer of the upright type, not exceed 200 i capacity	23 845	319 336	97 314	1 239 576
8418409000	Freezer of the upright type, not exceed 900 i capacity	3 145	46 186	18 912	499 633
8418501100	Refri chambers, capacity>200 l of kind suitable for medical, surgical	443	31 825	22 164	217 597

**I.3. IM POR M ENURUT KOM ODITI / IM PORT BY HS COM M ODITY**  
**\*\*\* AGUSTUS/ AUGUST 2014 \*\*\***

H S	Uraian Komoditi Commodity Description	Berat Bersih / Net Weight (Kg)		Nilai / Value C.I.F (US\$)	
		Bulan ini Current Month	Kumulatif Cum.Jan. to date	Bulan ini Current Month	Kumulatif Cum.Jan. to date
8418501900	Oth Refri chambers, capcty>200 l of kindsuitable for medical,surgi	492 730	3 746 903	2 156 715	17 396 475
8418509100	Refri chambers, capacity<200 l of kindsuitable for medical,surgical	42 830	290 135	252 954	1 468 395
8418509900	Refrigerating equipment,capacity <=200 l not for medical, surgical	365 400	5 391 433	1 550 581	24 881 698
8418610000	Heat pump oth than ACmachines of heading 84.15	101 719	589 257	566 655	3 638 322
8418691000	Beverage coolers equipment;heat pumps	89 275	835 838	502 000	5 105 051
8418693000	Drinking water coolers equipment;heatpumps	1 053	42 401	3 107	456 688
8418694100	Water chillers cap>21.10 kw for AC with a refrigerating equip;hea	147 256	1 159 488	1 071 422	9 990 415
8418694900	Water chillers cap>21.10 kw not for ACmachine with a refrigeratir	185 187	1 091 446	1 870 859	12 983 218
8418695000	Scale ice-maker units equipment;heat pumps	61 172	421 994	316 501	3 676 083
8418699000	Oth refrigrt/ freez equip,oth than heat pump oth than air condition	413 482	2 529 054	2 298 807	21 602 494
8418910000	Part for good,sub 8418.(10,21,29,30,40),furniture to refri/ freez	49 443	437 641	362 444	4 140 856
8418991000	Evaporators and condensers	936 112	5 700 126	3 249 397	22 113 978
8418994000	Aluminium rollbonds for sub 8418.10.10,8418.21, 8418.22 and 84	27 679	336 550	165 494	1 975 848
8418999010	Cabinets and doors, welded/painted	752 537	5 319 455	1 108 286	8 272 847
8418999090	Oth part refrig & freezers equipment electric/ oth	1 028 608	8 054 627	2 536 121	25 505 751
8419111000	Instant gas water heaters,for householdtype, non electric	10 396	357 749	65 613	3 235 622
8419119000	Instant gas water heaters,not forhousehold type, non electric	62 900	196 066	340 748	1 111 625
8419191000	Instant water heaters oth than gas ,for household type, non elect	4 044	114 917	9 084	334 222
8419199000	Instant water heaters oth than gas ,not for household type, non e	44	395 341	1 892	1 425 902
8419200000	Instant water heaters, non electric forMedical,surgical/laboratory	18 374	147 401	770 436	4 399 630
8419311010	Evaporators,dryers for agriculture products, electrically operated	14 453	349 544	10 025	5 895 690
8419311090	Oth.than evaporators,dryers for agriproducts, electrically operate	96 493	1 009 426	482 843	11 973 078
8419312000	Dryers for agriculture products, nonelectrically operated	78 846	154 567	327 380	779 541
8419321000	Dryers for wood, paper pulp, paper/paperboard, electrically opera	55 094	2 585 571	473 489	14 882 269
8419322000	Dryers for wood, paper pulp, paper/paperboard, non electrically o	0	50 290	0	119 028
8419391100	Dryers machine electrically operated, for manufacture PCB	16 723	155 892	288 197	3 230 229
8419391900	Other dryers machine electrically operated	204 444	3 297 087	9 053 836	46 209 630
8419392000	Other dryers machine not electrically operated	6 105	35 361	201 898	680 662
8419401000	Distilling/rectifying plant electrically operated	12 223	1 981 097	580 575	31 216 686
8419402000	Distilling/rectifying plant not electrically operated	20 005	127 100	130 723	1 939 618
8419501000	Heat exchange units for Cooling towers	414 891	2 996 652	1 996 062	16 767 719
8419509010	Condensers for air conditionersfor motor vehicles	52 662	148 513	640 318	1 854 086
8419509020	Oth condensers for air conditioners	44 914	470 492	403 488	6 047 733
8419509030	Oth condensers electrically operated	143 653	1 742 971	3 115 407	24 447 165
8419509040	Oth condensers not electrically operated	175 762	1 773 731	2 525 019	26 240 510
8419601000	Machinery for liquefying air or othgases electrically operated	75 346	2 044 709	2 788 655	30 142 219
8419602000	Machinery for liquefying air or othgases not electrically operated	0	33 566	0	849 671
8419811000	Oth.mach,plant&equip for make hot drink/ for cook/ heat food, ele	28 824	399 796	396 918	6 148 948
8419812000	Oth.mach,plant&equip for make hot drink/ for cook/ heat food,not	30 092	298 201	358 985	3 650 131
8419891300	Machinery by a proces involving heat for manufacture of PCB/PWI	3 518	287 535	157 476	4 810 039
8419891900	Oth mach for making hot drinks/ for cooking/ heating food,electric	785 115	9 561 015	13 367 146	91 267 160
8419892000	Oth mach for making hot drinks/ for cooking/ heating food,not elec	1 054 063	2 720 712	1 435 098	13 868 676
8419901200	Part machin for the treatment by procesinvolve heat,for manufact	91 925	1 670 370	3 352 203	19 123 756
8419901300	Parts of electrically operated , casingfor cooling towers	5 273	186 688	16 294	1 838 756
8419901900	Parts, oth machine electrically operated	1 358 991	3 984 527	8 951 828	38 675 101
8419902100	Part machine,non-electric op,for treatby proces involve heat ,hous	9 454	102 029	41 497	288 986
8419902900	Part machine,non-electric op,for treatby proces involve heat ,not l	563 151	1 462 216	4 154 338	19 294 475
8420101000	Apprt.for the appl dry film/ liquid photo resist,soldering paste, adh	4 641	148 835	70 461	1 947 968
8420102000	Oth Roller for ironing or wringers machsuitable for domestic use	0	18 142	0	202 261
8420109000	Oth calendering/ oth rolling machine	8 631	320 746	58 159	5 554 967
8420911000	Cylinders, parts of apparatus for theappl of dry film,liquid photo re	174	3 947	67 396	305 910
8420919000	Cylinders, parts for oth calendering/ oth rolling machine	2 482	68 053	32 224	707 280
8420991000	Oth parts of apparatus for the applic of dry film,liquid photo resist	918	6 046	75 687	532 301
8420999000	Oth parts for calendering/ oth rolling machines	16 727	73 849	32 189	724 386
8421110000	Centrifuges,including centrifugal dryers for cream separators	4 794	31 699	17 631	630 658
8421120010	Centrifuges,including centrifugal dryers for cloth dryers cap<30 l	0	32 372	0	270 886
8421120020	Centrifuges,including centrifugal dryers for cloth dryers cap>30 l	4 149	40 469	13 950	206 157
8421191000	Centrifuges,including centrifugal dryers for sugar manufacture	33 512	378 616	1 152 995	4 269 280
8421199000	Oth centrifuges,including centrifugal dryers	33 625	136 494	988 545	3 846 816
8421211100	Filtering/purifiying water machine & app for domestic use of a cap	230 583	1 261 543	1 107 099	7 285 395
8421211900	Oth filtering/ purifiying water machin& app of a capacity <= 500 l/l	351 017	3 138 551	3 734 367	37 860 331
8421212200	Filtering/purifiying water machine & app,electrically operated of a	118 288	2 878 297	3 133 578	27 684 275
8421212300	Filtering/purifiying water machine & app,non electric operated of .	25 179	306 297	649 734	5 209 316
8421223000	For filter/purify beverages oth thanwater, electric operated of a ca	45 949	93 184	305 371	1 898 956

I.3. IM POR M ENURUT KOM ODITI / IM PORT BY HS COM M ODITY  
 \*\*\* AGUSTUS/ AUGUST 2014 \*\*\*

H S	Uraian Komoditi Commodity Description	Berat Bersih / Net Weight (Kg)		Nilai / Value C.I.F (US\$)	
		Bulan ini Current Month	Kumulatif Cum.Jan. to date	Bulan ini Current Month	Kumulatif Cum.Jan. to date
8421229000	For filter/purify beverages oth than water of a capacity <= 500 l/hr	209 145	487 725	1 008 061	7 608 441
8421231100	Oil filters for internal combustion engines machinery pos 8429 or l	50 093	385 137	974 899	6 774 160
8421231900	Petrol filters for internal combustion engines machinery pos 8429	33 131	760 755	866 689	8 684 239
8421232100	Oil filters for motor vehicles of chapter 87	97 514	935 473	1 225 785	12 235 677
8421232900	Petrol filters for motor vehicles of chapter 87	78 919	758 868	1 229 751	11 552 803
8421239100	Oil filters for internal combustion engines machinery pos 8429 or l	35 162	322 184	705 197	5 007 904
8421239900	Petrol filters for internal combustion engines machinery pos 8429	68 216	701 169	1 095 909	9 540 396
8421291000	Filter/purify mach& appa for liquid of a kind used for medical, surgi	15 657	206 683	405 855	4 667 024
8421292000	Filter/purify mach& apparatus for liquid of a kind used for sugar ma	0	457 719	0	4 673 407
8421293000	Filter/purify mach& apparatus for liquid of a kind used in oil drill op	12 635	454 162	322 132	7 296 693
8421294000	Filter/purify mach& apparatus for petrol filters	7 209	75 430	70 972	1 074 400
8421295000	Filter/purify mach& apparatus for oil filters	5 513	89 308	115 401	1 599 840
8421299000	Oth filtering machinery & apparatus for liquids not electrically oper	262 579	3 597 740	5 793 241	58 458 599
8421311000	Intake air filters for inter combustion engines for machine chapter	19 719	198 689	289 531	3 099 641
8421312000	Intake air filters for inter combustion engines for motor vehicles of	45 370	503 742	528 439	7 925 864
8421319000	Oth intake air filters for internal combustion engines	153 213	1 203 017	2 178 636	14 536 435
8421392000	Air purifiers	1 456 334	6 663 460	9 132 193	53 441 482
8421399000	Filtering machines& apparatus for gases	1 155 958	6 998 574	13 656 700	94 551 840
8421911000	Parts of goods of subheading 8421.12, of centrifuges, includ centrif	383	5 636	26 396	229 414
8421912000	Parts of goods of subheading 8421.19.10 of centrifuges, includ cent	146	16 448	19 581	471 341
8421919000	Parts of subhd 8421.11.00/8421.19.90 of centrifuges, includ centrif	9 136	100 523	279 488	2 871 172
8421992000	Parts filter cartridges of filter, subhd 8421.23	34 000	334 420	685 952	7 317 514
8421993000	Parts of goods of subheading 8421.31	63 632	434 084	790 617	6 709 305
8421999100	Oth parts of goods of subheading 8421.29.20	1 107	11 564	16 559	382 089
8421999400	Oth parts of goods of subheading 8421.21.11/8421.21.21	134 545	812 274	517 433	2 879 792
8421999500	Oth part of subhd 8421.31,8421.23.11,8421.23.19,8421.23.91/842	7 135	64 076	95 993	721 623
8421999900	Oth parts of goods of subheading 8421.21.11/8421.21.21	443 870	3 979 287	5 446 179	50 657 676
8422110000	Dish washing machin of the house hold type	1 419	9 684	16 326	112 369
8422190000	Dish washing machines not of the household type	8 692	109 002	245 436	1 938 477
8422200000	Machinery for cleaning/drying bottles or oth containers	45 552	237 029	2 727 040	8 176 811
8422300000	Machinery for aerating beverages, filling, closing, seal, label bottles,	476 873	3 292 059	17 810 875	103 348 716
8422400000	Other packing, wrapping machinery (inc heat-shrink wrapping machin	605 931	4 356 392	43 734 321	229 861 135
8422901000	Parts of goods of subheading 8422.11	1 137	8 186	5 265	206 984
8422909000	Part goods of subhd 8422 of oth than subheading 8422.11	72 269	1 215 285	4 247 162	75 610 673
8423101000	Personal weighing machin, including baby& household scales, electr	95	172 367	1 050	584 070
8423102000	Personal weighing machin, including baby& household scales, not e	23 734	568 143	52 084	1 163 281
8423201000	Scales for continuous weighing of goods on conveyors, electrically	38 123	227 294	671 200	5 677 101
8423202000	Other packing, wrapping machinery (inc heat-shrink wrapping machin	10 532	13 742	203 941	255 367
8423301000	Constan weight scales, predetermin weight scales & hopper scales, e	10 968	202 528	218 247	3 439 777
8423302000	Constan weight scales, predetermin weight scales& hopper scales, no	3 902	46 803	28 046	205 848
8423811000	Oth weighing machinery, max capacity <= 30 kg, electrically operate	10 854	249 571	441 831	3 877 914
8423812000	Oth weighing machinery, max capacity <= 30 kg, not electrically ope	128 978	1 306 540	200 328	2 238 926
8423821100	Oth. weigh mach, having a maximum weight 30 < capacity <= 1 000 kg	6 059	52 428	20 724	357 585
8423821900	Oth. weigh mach, having a maximum weight 1000 < capacity <= 5 000	51 623	299 979	120 544	964 617
8423822100	Oth. weigh mach, having a maximum weight 30 < capacity <= 1 000 kg	3 325	99 199	33 400	199 564
8423822900	Oth. weigh mach, having a maximum weight 1000 < capacity <= 5 000	33 180	109 070	29 981	319 903
8423891000	Oth weigh mach, oth. capacity > 5 000 kg, electrically operated	66 512	1 142 829	201 673	6 294 562
8423892000	Oth weigh mach, oth. capacity > 5 000 kg, not electrically operated	81 940	580 887	110 051	1 621 431
8423901000	Weighing machine weights	471	108 978	25 286	1 471 091
8423902100	Parts of Weighing machinery, electricall operated	37 068	356 168	1 372 194	5 858 942
8423902900	Parts of Weighing machinery, not electricall operated	33 966	244 991	149 306	1 626 112
8424101000	Fire extinguishers, whether/ not charged suitable for aircraft use	9 755	9 761	32 963	33 480
8424109000	Fire extinguishers, whether/ not charged for oth than aircraft use	79 995	648 360	101 157	1 984 247
8424201100	Spray guns & similar appliances for agricul/ horticultural, electric oper	0	14 354	0	58 908
8424201900	Spray guns& similar appliances not for agricul/ horticultural, electric	11 563	163 172	165 979	2 234 329
8424202100	Spray guns & similar appliances for agricultural/ horticultural, not el	3 071	52 826	8 479	317 925
8424202900	Spray guns& similar appliances not for agricultural/ horticultural, not	31 759	359 689	481 892	2 968 507
8424300000	Steam/ sand blasting machines& similar jet projecting machines, el	339 686	1 442 248	2 639 258	13 352 955
8424811000	Oth spraying liquid machine for agricul/ horticultural, drip irrigatio	23 995	269 473	198 761	1 444 890
8424813000	Hand-operated insecticide sprayers for agriculture/ horticulture	43 149	718 265	185 223	3 710 572
8424814000	Oth. mach appliances for agricultural or horticultural, not electrically	94 581	600 125	248 366	1 446 629
8424815000	Oth. mach appliances for agricultural or horticultural, oth drip irrigation syst	57 801	465 306	213 800	1 874 888
8424891000	Hand operated household sprayers of capacity not exceeding 3 l	42 509	466 608	162 697	1 558 302
8424892000	spray heads with dip tubes	18 326	229 572	103 403	1 105 852

I.3. IM POR M ENURUT KOM ODITI / IM PORT BY HS COM M ODITY

\*\*\* AGUSTUS/ AUGUST 2014 \*\*\*

H S	Uraian Komoditi Commodity Description	Berat Bersih / Net Weight (Kg)		Nilai / Value C.I.F (US\$)	
		Bulan ini Current Month	Kumulatif Cum.Jan. to date	Bulan ini Current Month	Kumulatif Cum.Jan. to date
8424894000	Dispersing/spraying machine of chemical or electrochemical, for m	1 580	27 357	22 256	711 641
8424895000	Oth appl for project,dispers,spray liquids/ powders,not household i	150 938	3 601 729	3 283 266	38 556 984
8424899000	Oth appl for project,dispers,spray liquids/ powders,not household i	117 675	1 526 455	1 514 935	9 193 831
8424901000	Parts of fire extinguisher	31 205	455 765	445 244	5 418 815
8424902100	Parts of spray guns, of good of subhead8424.20.11,electrically ope	951	1 287	8 292	23 314
8424902300	Parts of spray gun,oth than of good ofsubhead 8424.20.11,electric	14 821	331 250	267 662	2 242 635
8424902400	Parts of spray guns, of good of subhead8424.20.11,not electrically	20 488	40 535	167 040	376 880
8424902900	Parts of spray gun,oth than of good ofsubhead 8424.20.11,not ele	19 235	306 035	462 424	2 323 158
8424903000	Parts of steam/sand blasting machine & similar jet projecting mach	21 204	171 029	821 558	2 206 277
8424909300	Parts of oth appliance of subhead8424.81.10/8424.81.20	12 082	20 820	3 658	88 485
8424909400	Parts of oth appliance of subhead8424.81.30/8424.81.40	23 843	194 403	31 803	606 351
8424909500	Parts of oth appliance of subhead8424.81.10/8424.81.20	1 616	7 819	1 793	358 788
8424909900	Oth mechanical appliances (whether/ not hand operated)	162 995	2 989 960	1 885 386	23 158 080
8425110000	Pulley tackle & hoists oth than skip for raising vehicles, by electric	178 446	2 100 928	1 328 255	17 313 264
8425190000	Pulley tackle & hoists oth than skip for raising vehicles, not electric	333 689	2 679 458	1 173 908	10 622 029
8425310000	Oth winches; capstans, poweredby electric motor	116 414	1 077 749	1 049 986	6 240 190
8425390000	Oth winches;capstans,oth than powered by oth electric motor	269 077	2 331 244	1 332 860	23 670 241
8425410000	Jacks hoists of built in jacking systemof a type used in garages	87 648	607 252	182 989	1 648 379
8425421000	Jacks used in tipping mechanismfor lorries	90 088	971 406	149 443	1 642 613
8425429000	Oth jacks and hoists, hydraulic	282 770	4 309 259	2 181 937	13 041 643
8425491000	Oth jacks;hoists of a kind used forraising vehicles, electrically oper	15 848	205 750	114 300	2 179 463
8425492000	Oth jacks;hoists of a kind used forraising vehicles, not electric oper	795 378	1 445 661	895 237	3 232 711
8426110000	Overhead traveling cranes on fixedsupport	416 870	5 894 651	3 280 268	19 677 330
8426120000	Mobile lifting frames on tyres andstraddle carries	629 187	5 862 134	1 932 550	26 262 733
8426192000	Bridge cranes	195 355	3 118 407	510 903	9 424 654
8426193000	Gantry cranes	113 497	7 229 905	397 138	35 511 146
8426199000	Other transporter cranes	5 823 006	14 586 200	34 227 429	82 617 999
8426200000	Tower cranes	1 204 388	8 632 303	2 712 945	19 057 645
8426300000	Portal/pedestal jib cranes	110 370	3 733 321	629 112	15 442 491
8426410000	Other Mobile lifting frames, self propelled, on tyres	134 620	3 101 523	960 282	24 274 178
8426490000	Other Mobile lifting frames, self propelled,oth than on tyres	759 002	8 676 252	3 077 244	39 512 642
8426910000	Other derricks machine designed formounting on road vehicles	495 952	3 566 166	875 025	8 147 332
8426990000	Other derricks machine designed formounting oth than on road v	364 224	3 170 350	3 062 607	17 862 360
8427100000	Self-propelled trucks powered by anelectric motor	1 056 012	7 015 359	6 491 555	43 289 018
8427200000	Oth self-propelled trucks	2 627 183	19 938 295	10 800 321	84 833 583
8427900000	Oth trucks	418 205	2 780 211	2 681 231	14 965 391
8428101000	Passenger lifts	2 472 819	15 932 207	10 020 019	62 268 775
8428102100	Oth lifts of a kind used in buildings	164 031	1 328 130	239 910	3 360 413
8428102900	Oth lifts oth than of a kind used inbuildings	946 055	2 392 827	4 625 173	16 161 746
8428109000	Skip hoists	143 944	456 055	398 044	2 702 477
8428201000	Pneumatic elevators and conveyors foragricultural use	1 872	210 207	80 734	1 005 926
8428202000	Automated machines for the transport,handling & storage of PCB/	29 664	144 493	507 035	3 902 674
8428209000	Oth pneumatic elevators & conveyors	295 521	3 059 175	3 456 763	37 462 302
8428310000	Oth continuous act elevators & conveyorsspecially designed for un	106 678	211 942	571 958	988 489
8428321000	Oth continuous act elevators & conveyorsof bucket type,used for a	2 317	62 265	26 578	295 046
8428329000	Oth continuous act elevators & conveyorsof bucket type,not used f	536 882	4 007 862	6 459 048	31 547 735
8428331000	conveyors belt , of kind use foragricultural type	294	223 581	603	684 081
8428332000	conveyor belt, Automated machiine forthe transport,hand & stora	48 790	787 969	258 843	4 144 879
8428339000	Other conveyor belt	23 416	88 981	411 559	1 347 548
8428391000	Other elevator of kind use foragriculture	128	23 172	7 626	157 109
8428393000	Oth elevator, automated machin fortransport, handling & storage	61 471	178 260	1 978 147	3 765 318
8428399000	Oth continuous-action elevators&conveyor, for goods/materials	1 672 708	13 101 241	10 560 875	97 518 076
8428400000	Escalators and moving walkways	884 068	5 254 745	2 228 879	14 734 763
8428600000	Teleferics, chair-lifts, ski-draglines;traction mechanisms for funicul	28	7 390	503	55 370
8428902000	Automated machine for the transport ,handling&storage of PCB/	36 784	243 342	599 543	5 519 243
8428903000	Mine wagon, locomotive/wagon transeverss, similar railway wago	2	402 651	1 400	917 951
8428909000	Other machine for lifting, handling, loading/unloading	1 844 199	6 063 437	7 746 448	39 075 962
8429110000	Track laying, bulldozers and angledozers	923 455	6 726 548	9 061 103	63 081 724
8429190000	Bulldozer & angledozers other than track laying	186 389	1 173 134	879 665	7 397 366
8429200000	Graders and levellers	606 170	5 160 721	5 425 316	55 207 663
8429300000	Scrapers	3 088	67 369	10 753	455 380
8429403000	Tamping machines	49 035	941 447	217 807	5 841 429
8429404000	Vibratory smooth drum rollers, withcentrifuge force drum<20 ton	28 416	1 552 707	108 443	8 073 300
8429405000	Other vibratory road rollers	404 589	1 964 984	2 327 564	9 904 097

I.3. IM POR M ENURUT KOM ODITI / IM PORT BY HS COM M ODITY

\*\*\* AGUSTUS/ AUGUST 2014 \*\*\*

H S	Uraian Komoditi Commodity Description	Berat Bersih / Net Weight (Kg)		Nilai / Value C.I.F (US\$)	
		Bulan ini Current Month	Kumulatif Cum.Jan. to date	Bulan ini Current Month	Kumulatif Cum.Jan. to date
8429409000	Other Tamping mcachine and road rollers	55 147	587 188	158 312	2 293 536
8429510000	Front-end shovel loaders	2 041 253	14 717 566	11 582 781	80 028 184
8429520000	Mach with a 360,revolving super struct,mch shovels,excavators a	10 051 973	66 668 904	47 430 786	308 705 141
8429590000	Mech shovels,excavators & shove loaderoth front-end shovel,canr	529 646	6 072 784	1 805 039	25 777 237
8430100000	Pile-drivers and pile-extractors	742 399	6 036 233	4 571 538	14 733 726
8430200000	Snow-ploughs and snow-blowers	0	779	0	28 536
8430310000	Coal/rock cutters and tunneling machine , self-propelled	91 066	700 350	147 716	2 465 065
8430390000	Coal/rock cutters and tunneling machine ,oth than self-propelled	19 581	261 205	44 514	1 626 591
8430410000	Oth boring/sinking machinery selfpropelled	432 634	4 943 647	4 156 398	55 936 311
8430491000	Boring mach,Wellhead platforms & integra produc modules for us	36 308	418 735	257 576	7 199 719
8430499000	Other boring or sinking machinery, notself propeled	1 716 091	5 739 384	1 965 289	43 053 719
8430500000	Oth moving,grading,levelling,scrapingmachinery, self-propelled	111 348	1 519 725	448 586	15 205 890
8430610000	Tamping/compacting machinery, not self propelled	22 811	270 028	63 581	837 115
8430690000	Oth machinery of hedaing 84.30 not self-propelled	207 081	1 266 680	933 220	17 415 047
8431101300	Parts suitable for of goods of subhead8425.19,8425.39or8425.49,€	15 850	671 359	188 650	10 281 199
8431101900	Oth parts suitable for of goods of heading 84.25,electrically operat	146 356	617 983	910 217	16 483 252
8431102200	Part suitable for goods of sub 8425.11,842520,8425.31,8425.41,84	6 227	352 003	61 112	1 174 285
8431102900	Oth parts suitable for of goods of heading 84.25,not electrically op	249 356	726 850	4 196 444	5 706 977
8431200000	Parts suitable for goods of head 84.27	100 176	841 792	873 511	7 453 498
8431311000	Parts of goods of shd 8428.10.(21,29),8428.10.90,of lift skip hoist/	86 661	1 371 410	674 824	7 229 723
8431312000	Parts of goods of shd 8428.10.10), 8428.40.00,of lift skip hoist/esc	459 916	2 345 210	1 787 970	12 573 431
8431391000	Part suitable for goods sub 8428.20.10,8428.32.10, 8428.33.10/84	42 477	225 047	714 712	2 873 783
8431392000	Parts suitable for goods of subheading 8428.90	7 106	72 832	92 290	2 032 969
8431394000	Part of auto mach. for transport/ storage of PCB/ PWBs/ PCAs	31 999	221 816	962 924	2 642 350
8431399000	Part of other lifting,handling/loadingmachine	403 052	2 920 482	3 859 425	38 481 919
8431411000	Buckets, shovels, grabs and grips,ofmachine of subheading 84.26	6 582	1 925 182	100 540	9 786 109
8431419000	Buckets, shovels, grabs and grips,ofmachine other than of subheac	134 689	2 590 532	1 908 270	13 894 035
8431420000	Bulldozer or angledozer blades	346 166	1 730 064	2 456 968	10 595 427
8431430000	Parts of boring/sinking machinery of subhead 8430.41/8430.49	3 778 902	16 139 312	50 358 265	250 655 202
8431491000	Parts of machinery of heading 84.26 oththan Buckets, shovels, gra	1 214 104	4 970 933	17 391 648	55 052 964
8431492000	Cutting edges or end bits for scrapers,graders/levellers	1 313 694	6 766 937	3 273 033	19 154 084
8431494000	Cutting edges or end bits for bulldozer or angledozer blades	27 448	96 333	61 766	430 208
8431495000	Parts of road rollers	325 544	1 915 276	1 420 224	9 423 044
8431496000	Oth parts of machinery of heading 84.30.20.00	22 940	23 373	107 990	124 092
8431499000	Oth parts suitable use of machinery of heading 84.30	6 280 653	47 420 107	37 005 140	275 441 289
8432100000	Ploughs	9 940	63 616	41 870	237 245
8432210000	Disc harrows	11 709	33 483	56 567	114 399
8432290000	Scarifiers, cultivators, weeders, hoesand oths harrows	25 954	176 550	18 579	1 050 664
8432300000	Seeders, planters and transplanters	8 404	104 202	65 561	1 463 912
8432400000	Manure spreaders ,fertiliser distributor	4 488	25 968	55 685	326 312
8432801000	Other machinery for soil preparation orcultivation;of agricult/hort	3 756	105 343	29 483	1 410 953
8432802000	Lawn/ sports-ground rollers	0	5 520	0	135 302
8432809000	Other machinery for soil preparation orcultivation	15 564	75 520	92 041	781 222
8432901000	Parts of machinery of subheading8432.80.90	975	9 057	24 760	136 997
8432902000	Parts of lawn/ sport-ground rollers	0	1	0	2
8432909000	Parts oth machinery for soil preparation/ cultivation	27 056	354 886	166 876	2 383 180
8433110000	Mowers for lawns,parks/ ground,poweredwith the cutting device r	81 744	1 098 579	282 587	3 943 175
8433191000	Mowers for lawns,parks/ sports-groundsmannually operated	0	863	0	482
8433199000	Oth mowers for lawns, parks/ sport ground,oth than manually ope	61 977	538 703	163 769	2 591 453
8433200000	Oth mowers,including cutter bars fortractor mounting	2 948	64 628	21 897	485 561
8433300000	Other haymaking machinery	0	32 714	0	62 288
8433400000	Straw or fodder baler,including pick-upbalers	97	6 892	4 744	125 073
8433510000	Combined harvester-threshers macinery	160 008	2 360 249	987 019	15 156 227
8433520000	Other threshing machinery	0	95 469	0	274 080
8433591000	Cotton pickers and cotton gins	0	66	0	6 671
8433599000	Other harvesting, thresing machinery	56 623	153 652	406 705	2 108 751
8433601000	Machin for cleaning,sorting/ grading eggfruit/ oth agricultur prod,el	665	58 880	17 708	1 462 421
8433602000	Machin for cleaning,sorting/ grading eggfruit/ oth agricultur prod,n	0	2 870	0	245 793
8433901000	Part mach:castor,of 100< diameter(inc tyres)<= 250mm,width whe	759	22 634	13 045	141 256
8433902000	Other parts machine of goods of subhead8433.11 or 8433.19.90	19 509	311 961	38 818	978 900
8433903000	Other parts machine of goods of subhead 8433.19.10	0	4 082	0	109 255
8433909000	Other parts harvesting or threshingmachine	39 656	403 016	192 261	2 191 765
8434101000	Milking machines, electrically operated	55	42 579	21 888	861 716
8434201000	Dairy machinery, electrically operated	1 031	169 275	105 037	8 958 010

## I.3. IM POR M ENURUT KOM ODITI / IM PORT BY HS COM M ODITY

\*\*\* AGUSTUS/ AUGUST 2014 \*\*\*

H S	Uraian Komoditi Commodity Description	Berat Bersih / Net Weight (Kg)		Nilai / Value C.I.F (US\$)	
		Bulan ini Current Month	Kumulatif Cum.Jan. to date	Bulan ini Current Month	Kumulatif Cum.Jan. to date
8434202000 Dairy mach, not electrically operated		908	1 104	54 637	64 273
8434901000 Parts of milking & dairy mach.of electoperated machines		6 914	42 137	423 802	3 130 325
8434902000 Parts of milk & dairy mach of non electoperated machines		13 775	33 158	443 735	1 156 223
8435101000 Presses,crushers & manufacture of wine,cider,fruit juices,electric		19 885	772 098	65 265	5 343 462
8435102000 Presses,crushers & manufacture of wine,cider,fruit juices,not elect		0	51 449	0	67 182
8435901000 Parts of presses,crushers & manufactureof wine,cider,fruit juices,e		139	309 102	6 019	2 701 616
8435902000 Parts of presses,crushers & manufactureof wine,cider,fruit juices,r		1	7 913	1	16 349
8436101000 Machinery for preparing animal feedingstuffs, electrically operate		419 960	4 157 043	3 396 969	27 298 809
8436102000 Machinery for preparing animal feedingstuffs, not electrically oper		70 919	130 158	532 457	833 025
8436211000 Poultry incubators & brooders, electricoperated		211 200	1 913 628	3 124 468	21 015 689
8436212000 Poultry incubators & brooders, notelectrically operated		0	66 916	0	616 863
8436291000 Oth poultry-keeping machinery, electricoperated		252 020	2 047 642	1 193 920	7 900 675
8436292000 Oth poultry-keeping machinery, notelectrically operated		110 812	897 637	470 086	3 840 534
8436801100 Other agric or horticultural machine,electric operated, inc Germin;		39 968	288 063	206 017	946 526
8436801900 Other machine, electric operated for poultry include bee keeping		15 699	1 364 696	56 633	6 899 256
8436802100 Other agric or horticultural machine,not electric operated, inc Ger		0	16 932	0	176 332
8436802900 Other machine, not electric operated for poultry include bee kepil		0	208 502	0	812 386
8436911000 Parts of poultry-keeping machinery/ poultry,incubator & brooders		79 885	430 182	1 101 788	3 907 190
8436912000 Parts of poultry-keeping machinery/ poultry,incubator&brooders,r		754 516	840 591	435 267	1 479 367
8436991100 Parts of other machin for agri & horti type,electric operated		5 860	95 091	5 906	236 959
8436991900 Parts of other poultry/bee-keeping machin, electric operated		189 293	1 188 117	926 215	5 153 784
8436992100 Parts of other machin for agri & hortitype/germanium ,not electric		7 112	90 367	66 156	920 142
8436992900 Parts of other poultry/bee-keepingmachine, not electric operated		22 549	311 543	301 949	1 893 865
8437101000 Machinery for grains;winnowing & cleanmachine, electrically oper		363 802	3 112 853	2 370 382	16 717 658
8437102000 Machinery for grains;winnowing & cleanmachines,not electric ope		0	16 651	0	509 150
8437103000 Machine for clean,sorting/grading seed ,grain dried leguminous ve		153 170	1 781 102	324 637	10 832 163
8437104000 Mach for clean,sorting/grad seed,graintdried leguminous vegetabl		481	32 420	3 228	76 403
8437801000 Rice hullers & cone type rice mills,electrically operated		22 287	232 742	110 546	519 453
8437802000 Macinery for rice hullers & cone typerice mills,not electrically oper		46 465	451 684	63 414	591 712
8437803000 Cofee & corn mills machine for industrytype, electrical operated		8 323	63 944	336 477	1 463 620
8437804000 Cofee & corn mills machine for industrytype, not electrical operate		0	75 380	0	53 478
8437805100 Polishing machine for rice, sieving,bran cleaning&husking machine		10 973	944 232	11 138	7 164 382
8437805900 Other machine used in the milling indust or working of cerals, elec		47 611	920 069	371 530	10 236 891
8437806100 Polishing machine for rice, sieving,bran cleaning&husking machine		57 970	776 013	68 132	842 109
8437806900 Other machine used in the milling indust or working of cerals, not		162 032	734 862	534 346	3 636 731
8437901100 Parts of machin of subheading 8437.10 ,electrically operated		98 950	539 462	687 338	3 590 625
8437901900 Parts of machines oth than of subhead8437.10,electrically operate		39 602	693 565	92 294	2 128 102
8437902100 Parts of machines of subheading 8437.10,not electrically operated		42	61 023	2 461	145 959
8437902900 Oth parts of machines of subheading8437.10, not electrically oper		135 952	1 128 125	212 243	1 652 577
8438101000 Bakery machine,macaroni,spaghetti/simila products, electrically o		193 357	2 366 173	4 038 826	32 101 367
8438102000 Bakery machine,macaroni,spaghetti/simila products, not electrical		88 944	419 494	152 014	735 109
8438201000 Machine for the manufac of confectionary cocoa/ chocolate, electr		44 288	900 296	1 965 154	29 082 352
8438202000 Machine for the manufacture of confectionary chocolate,not elect		5 800	62 797	52 558	2 563 471
8438301000 Machine for sugar manufacture, electricoperated		126 879	937 868	3 221 376	4 611 794
8438302000 Machinery for sugar manufacture, notelectrically operated		0	1 791	0	2 442
8438501000 Mach for the preparation of meat/poultry ,electrically operated		18 910	642 633	449 641	14 011 443
8438502000 Mach for the preparation of meat/poultry ,not electrically operate		16 072	95 855	15 415	137 048
8438601000 Machiner for the preparation of fruits,nuts/vegetable, electrically		5 549	315 316	56 538	10 072 398
8438602000 Machiner for the preparation of fruits,nuts/vegetable, not electric		1 293	111 154	1 879	151 271
8438801100 Coffee pulpers, electrically operated		34 229	258 381	124 262	2 410 099
8438801200 Coffee pulpers, not electricallyoperated		0	13 282	0	25 276
8438809100 Other machine for the industrial preparation/manufacture, electri		215 548	1 284 079	10 437 552	33 651 064
8438809200 Other machine for the industrial preparation/manufacture, not el		33 443	132 926	56 948	260 778
8438901100 Parts of electrically operated machineof subheading 8438.30.10		6 944	179 148	73 960	1 457 200
8438901200 Part of coffee pulper,electric operatedmachines		0	917 721	0	189 690
8438901900 Parts of oths goods of heading 84.38 electrically operated		43 869	1 203 620	1 472 155	24 524 419
8438902100 Parts of goods of subheading 8438.30.20not electrically operated		93 156	478 889	257 126	1 766 267
8438902900 Parts of oth goods of heading 84.38.20 of coffee pulpers,not elect		7 807	203 964	256 756	11 001 353
8439100000 Machinery for making pulp of fibrouscellulosic material		8 836	114 325	131 925	600 689
8439200000 Machinery for making paper/paperboard		476 909	4 246 840	8 780 910	69 426 607
8439300000 Machinery for finishing paper/paperboard		250 491	1 118 554	4 934 840	10 910 075
8439910000 Part of machine for mak pulp of fibrouscellulosic material,electric		57 646	1 139 951	1 845 877	21 976 440
8439990000 Parts for making/ finishing paper/ paperboard, electrically oper		466 579	4 327 712	5 232 954	69 007 993
8440101000 Book-binding mach, includ book-sewing,electrically operated		24 315	287 716	154 946	4 389 496

I.3. IM POR M ENURUT KOM ODITI / IM PORT BY HS COM M ODITY

\*\*\* AGUSTUS/ AUGUST 2014 \*\*\*

H S	Uraian Komoditi Commodity Description	Berat Bersih / Net Weight (Kg)		Nilai / Value C.I.F (US\$)	
		Bulan ini Current Month	Kumulatif Cum.Jan. to date	Bulan ini Current Month	Kumulatif Cum.Jan. to date
8440102000	Book-binding mach, includ book-sewing,not electrically operated	14 678	27 659	32 575	67 929
8440901000	Parts of book binding & sewing machineselectrically operated mac	200	3 529	44 183	274 003
8440902000	Parts of book binding & sewing machinesnot electrically operated	0	225	0	69 564
8441101000	Cutting paper machines, electrycallyoperated	252 395	3 587 886	5 992 929	37 126 671
8441102000	Cutting paper machine, not electrycallyoperated	39 667	224 927	314 991	1 439 961
8441201000	Machine for making bags,sacks/ envelopeselectrically operated	94 011	518 740	930 962	3 896 158
8441202000	Machine for making bags,sacks/ envelopesnot electrically operat	9 107	63 467	15 843	501 054
8441301000	Elect mach oth than by moulding for make cartons,boxes,cases,tul	107 043	1 394 869	1 742 627	15 727 078
8441302000	Not elect mach oth than by moulding formake cartons,boxes,cases	1 278	67 648	16 216	588 659
8441401000	Machines for moulding articles in paperpulp,paper/ paperboard,elk	311 764	567 869	14 025 333	17 611 993
8441402000	Machines for moulding articles in paperpulp, paper/ paperboard, n	300	7 437	603	18 202
8441801000	Oth machinery for making up paper pulp,paper/ paperboard,electr	226 877	2 331 087	2 936 383	51 846 491
8441802000	Oth machinery for making up paper pulp,paper/ paperboard,not el	38 809	246 930	296 172	3 420 458
8441901000	Part of machin for mak up paper pulp,paper/ paperboar,cutting ma	64 632	770 084	1 570 044	17 725 896
8441902000	Parts of machin for mak up paper pulp,paper/ paperboa,cutting ma	16 218	202 896	85 291	967 893
8442301000	Electric machine,app& equip for preparing/ making plates,cylinders	47 093	364 525	1 169 471	7 047 744
8442302000	Non electric machine,app& equ for prepare/ making plates,cylinder	7 677	114 854	116 217	804 867
8442401000	Parts,of electric machine,app& equip forprepare/ making plates,cyl	16 833	290 611	84 000	3 069 572
8442402000	Parts, Non electric machine,app& equ forprepare/ making plates,cy	985	21 988	54 738	592 540
8442500000	Plate,cyls&oth.print comp.plates,cyl & lithograph stones,prepared	62 170	686 329	521 148	8 072 507
8443110000	Ofset printing machinery, reel-fed	78 909	577 248	615 085	10 120 352
8443120000	Ofset printing machinery, sheet - fed,office type (use sheet <22x36	22 523	183 690	85 155	364 643
8443130000	Oth er offset printing machinery	608 150	3 081 188	18 841 104	52 508 343
8443140000	Letterpress printing machine, reel-fed,excluding flexographic print	15 175	187 810	172 066	2 445 531
8443150000	Letterpress printing machine, other than reel fed, excluding flexog	4 919	39 673	55 677	179 342
8443160000	Flexographic printing machinery	36 158	601 947	2 334 794	10 968 999
8443170000	Gravure printing machinery	9 662	449 529	176 502	14 605 185
8443190000	Other printing machine use for print bymeans of plates, cylinder&c	23 992	427 147	274 162	6 585 652
8443311010	Printer-copier,ink-jet,color,capable ofconnecting to a data machin	464 257	3 254 002	3 956 068	36 838 782
8443311090	Printer-copier,ink-jet proces,no color,capable of connect to data m	13 893	208 826	144 760	1 516 393
8443312010	Printer-copier,laser proces,color, capable connect to data mach/n	6 798	121 680	137 947	4 354 289
8443312090	Printer-copier,laser proces,no color, capable connect to data mach	23 385	218 511	411 239	4 925 433
8443313010	Combination printer-copier-facs machine, color,connect to data m	140 943	1 061 415	2 239 434	15 337 666
8443313090	Combination printer-copier-facs machine, no color,connect to dat	41 994	440 264	985 606	9 526 705
8443319010	Oth mach which perform >= 2 function ofprinting,copying/ facsimil	6 823	297 280	204 351	3 731 924
8443319090	Oth mach which perform >= 2 function ofprinting,copying/ facsimil	66 796	252 416	923 090	5 882 859
8443321010	Dot matrix printer,color,capable connect to data machine/network	0	1 199	0	47 743
8443321090	Dot matrix printer,no color,capable ofconnect to data machine/ne	151 452	623 623	2 705 022	15 175 691
8443322010	Ink-jet printer,color,capable of connect to a data machine/ networ	733 992	3 120 245	6 094 308	49 014 257
8443322090	Ink-jet printer,no color,capable connect to a data machine/ networ	5 433	78 625	363 431	4 554 026
8443323010	Laser printer,color,capable of connectto a data machine/network	28 435	219 737	622 794	3 938 308
8443323090	Ink-jet printer,no color,capable connect to a data machine/ networ	23 072	521 545	609 302	7 758 109
8443324000	Facsimile machine capable of connect toa data machine/network	2 592	100 866	40 247	1 623 410
8443325010	Screen printing machinery,color, for the manufacture pcb/pwb,	43 422	179 715	360 418	1 467 077
8443325090	Screen printing machinery,no color, forthe manufacture pcb/pwb,	34 985	82 972	396 000	890 819
8443326000	Plotters	37 358	92 411	165 179	389 153
8443329010	Other printing machine,color,capableconnect to data machine/net	1 272	31 257	35 044	1 445 151
8443329090	Other printing machine,no color,capable connect to data machine.	9 428	158 321	378 515	7 244 932
8443391100	Electrostatl photocopy,color,by reproduc original image direct ont	0	1	0	4 846
8443391900	Electros Photocopy,no color, by reproduc original image direct ont	183 283	1 438 640	248 618	2 321 152
8443392010	Electrostat photocopy ,color,by reproduc original image in-direct c	0	2 287	0	63 391
8443392090	Electros photocopy ,no color,by reproduc original image in-direct c	65 992	1 145 347	128 099	2 062 532
8443393090	Oth photocopy apparatus incorporating an optical system,no color	1	1 153	1	5 201
8443394010	Ink-jet printer, color, not capable ofconnect to network	0	1 122	0	13 903
8443394090	Ink-jet printer,not color,not capable of connect to network	0	1 682	0	6 912
8443399010	Laser printer , color, not capable ofconnect to network	2	60	245	8 261
8443399090	Laser printer ,not color,not capable of connect to network	3 169	20 096	86 317	461 684
8443910000	Part & accessori of print machinery used for print by component o	1 096 791	7 104 262	53 623 621	368 156 191
8443991000	Part & accessori of screen print machi-nery for manufact of print c	7 422	20 952	262 438	1 155 194
8443992000	Ink-filled printer cartridges	197 086	1 521 088	4 223 456	67 656 734
8443993000	Paper feeders and sorters	2 900	33 370	426 061	2 443 916
8443999000	Oth part & accessori of screen printingmachinery	144 783	2 050 513	5 429 312	71 151 982
8444001000	Mach for extrude,texture/cut man-madetextile material,electric op	27 510	1 058 798	526 549	16 525 202
8444002000	Mach for extrude,texture/cut man-madetextile material,not electr	2 688	125 536	28 013	462 899



**I.3. IM POR M ENURUT KOM ODITI / IM PORT BY HS COM M ODITY**  
**\*\*\* AGUSTUS/ AUGUST 2014 \*\*\***

H S	Uraian Komoditi Commodity Description	Berat Bersih / Net Weight (Kg)		Nilai / Value C.I.F (US\$)	
		Bulan ini Current Month	Kumulatif Cum.Jan. to date	Bulan ini Current Month	Kumulatif Cum.Jan. to date
8445111000	Carding machines,electrically operated , for preparing textil fibres	368 258	2 584 408	2 263 854	24 257 635
8445112000	Carding machines, not electricallyoperated, for preparing textil fib	0	190	0	844
8445121000	Combing machines, electrically operated, for preparing textil fibre:	33 255	282 044	1 088 813	4 217 012
8445131000	Drawing/ roving machines, electricallyoperated, for preparing texti	129 490	1 386 799	1 390 875	12 323 085
8445132000	Drawing/ roving machines, not electricall operated, for preparing t	0	2 186	0	17 857
8445191000	Other machines for preparing textilefibres; electrically operated	60 443	1 087 854	372 200	9 552 148
8445192000	Other machines for preparing textilefibres; not electrically operate	582	6 283	3 749	27 528
8445201000	Textile spinning machines; electricallyoperated	515 408	5 134 621	5 596 606	44 880 692
8445202000	Textile spinning machines,not electrical operated	21	971	1 348	23 001
8445301000	Textile doubling/twisting machines;electrically operated	278 381	1 949 210	798 496	13 026 190
8445401000	Textile winding(including weft-winding)or reeling machin,electrica	414 504	2 093 723	6 960 099	39 429 651
8445402000	Textile winding (including weft-winding)or reeling machine,not ele	636	2 356	4 439	69 214
8445901000	Mach for prepring textile yarns to usedweaving/knitting/ stich bon	297 358	1 183 349	4 774 615	12 830 704
8445902000	Mach for prepring textile yarns to usedweaving/knitt/ stich bond,n	0	6 287	0	26 510
8446101000	M achines for weaving fabricsof a width ? 30 cm, electric operated	40 947	231 905	2 088 467	3 442 076
8446102000	Machines for weaving fabricsof a width ? 30 cm,not electric opera	0	41	0	182
8446210000	Power looms	218 424	701 885	569 872	1 499 022
8446290000	Machines for weaving fabricsof a width >30 cm,shuttle type	75 172	1 023 574	883 242	8 424 844
8446300000	Machines for weaving fabricsof a width >30 cm, shuttleless type	827 220	3 962 417	5 280 820	31 855 325
8447111000	Circular knitting mach,cylinderdiamtr ? 165 mm, electrically opera	81 176	758 233	1 020 627	8 088 812
8447112000	Circular knitting mach,cylinderdiamtr ? 165 mm,not electric opera	0	19 163	0	61 575
8447121000	Circular knitting mach,cylinderdiamtr >165 mm, electrically operat	30 652	655 858	651 881	8 844 061
8447122000	Circular knitting mach,cylinder diamtr>165 mm,not electrically ope	425	1 835	1 370	15 124
8447201000	Flat knitting & stitch bonding machine,electrically operated	223 301	1 513 139	4 022 471	19 063 118
8447202000	Flat knitting & stitch bonding machine,not electrically operated	7 600	92 755	76 000	830 634
8447901000	Machines for making gimped yarn,tulle,lace&mach for tufting,elec	189 410	1 576 561	3 085 853	13 355 051
8447902000	Machines for making gimped yarn,tulle,lace&mach for tufting,not	14 978	133 267	167 519	501 025
8448111000	Dobbies & jacquards, card reducing,copying,puching/ ass mach, ele	33 953	279 034	315 813	2 521 181
8448112000	Dobbies & jacquards, card reducing,copying,puching/ ass mach,not	6 746	10 215	54 477	133 081
8448191000	Auxiliary mach for use extruding/preparetextile/ weave/ knitt, elect	235 845	635 571	2 306 177	8 691 361
8448192000	Auxiliary mach for use extruding/preparetextile/ weave/ knitt, not e	988	22 572	123 290	391 181
8448200000	Parts&accessories of machines for extrud/their auxiliary machiner	54 649	426 090	820 367	8 759 007
8448310000	Card clothing	56 563	248 975	746 115	4 179 408
8448320000	Parts & access of mach for preparingtextile fibres,other than card	4 600	242 972	114 324	2 114 645
8448330000	Spindles, spindle flyers,spinning rings,and ring travellers	21 116	167 037	679 553	5 440 017
8448390000	Oth parts & access of mach of preparingtextile fibres/their auxiliar	374 611	1 989 474	4 043 120	24 910 230
8448420000	Reeds for looms, healds & heald-frames	19 576	168 143	374 748	3 189 543
8448491000	Shuttles,elect operated mach,use withmachines for extruding & kr	3 107	332 087	221 323	1 681 144
8448499100	Oth parts&aces, elect operated,use withmachines for extruding &	81 393	572 014	751 319	5 899 975
8448499200	Parts&accs of non-elect operated, usemachines for extruding & kn	6 777	70 413	242 983	1 703 747
8448510000	Snkers, needles&other articles used informing stitches	11 035	87 243	641 622	5 297 813
8448590000	Othe parts&accessories of mach forknitting/their auxiliary machin	84 315	373 318	747 203	5 164 210
8449001000	Mach for the manufacture/finishingof felt/ nonwovens,electrically	211 744	1 410 286	2 075 860	34 834 201
8449002000	Mach for the manufacture/finishingof belt/ nonwovens, not elect c	54	13 054	26 191	366 157
8450111000	Household/laundry-type wash machines;fully-automatic mach;	26 647	606 397	105 818	2 287 662
8450119000	Household/laundry-type wash machines;fully- automatic machine:	2 132 669	14 355 290	8 399 267	56 202 439
8450120010	Household/laundry-type wash machines;built-in centrifugal drier,c	657 954	1 646 875	2 162 524	5 858 896
8450120020	Household/laundry-type wash machines;built- in centrifugal drier,	334 784	5 925 541	1 281 831	20 815 485
8450191020	Other household/laundry-type wash machindry linen capacity > 6 l	0	19 484	0	72 636
8450199010	Other household/laundry-type wash machindry linen capacity ? 6 l	0	2 164	0	4 937
8450199020	Other household/laundry-type wash machindry linen capacity > 6 l	219	1 427	2 242	8 784
8450200000	Household/laundry-type washing machines;a dry linen capacity >1	419 975	3 183 953	1 846 095	13 841 069
8450901000	Parts of mach of dry linencapacity > 10 kg	29 620	173 944	124 214	797 037
8450902000	Parts of mach of dry linen, full auto,with buil-in centrifugal drier,c	306 603	3 717 146	1 347 693	13 466 653
8451100000	Dry-cleaning machines	2 532	207 437	6 081	988 283
8451210000	Drying machines,each of a dry linencapacity not exceeding 10 kg	18 662	311 545	61 208	1 341 696
8451290000	Drying machines,each of a dry linencapacity exceeding 10 kg	324 857	1 235 362	1 643 942	7 692 367
8451301000	Ironing machines and presses(including fusing presses)	8 653	83 883	10 787	564 883
8451309000	Ironing machines and presses(including fusing presses)	35 788	386 210	428 386	3 464 030
8451400000	Washing, bleaching/dyeing machines	225 368	1 672 665	4 673 375	20 729 937
8451500000	M ach. for reeling,unreeling,folding,cutting/pinking textile fabrics	81 008	560 628	1 237 985	8 308 499
8451800010	Other machinery exclude washing machfor laundry ; for domestic	1 009	5 789	9 069	34 293
8451800090	Other machinery exclude washing machfor laundry ; for domestic	250 198	2 609 585	2 685 535	30 614 924
8451901100	Parts of drying machines witha dry linen capacity ? 10 kg	7 879	42 796	16 029	91 433

**I.3. IM POR M ENURUT KOM ODITI / IM PORT BY HS COM M ODITY**  
**\*\*\* AGUSTUS/ AUGUST 2014 \*\*\***

H S	Uraian Komoditi Commodity Description	Berat Bersih / Net Weight (Kg)		Nilai / Value C.I.F (US\$)	
		Bulan ini Current Month	Kumulatif Cum.Jan. to date	Bulan ini Current Month	Kumulatif Cum.Jan. to date
8451901900	Parts of drying machines with a dry linen capacity ? 10 kg	7 056	29 584	125 673	473 516
8451909000	Parts of drying machines with a dry linen capacity > 10 kg	53 881	445 203	625 873	4 286 747
8452100000	Sewing machines of the household type	115 771	1 206 744	635 068	4 698 331
8452210000	Sewing machines; automatic units	157 872	1 838 726	2 396 838	22 178 642
8452290000	Sewing machines; not automatic units	259 570	4 112 947	2 829 691	38 054 394
8452300000	Sewing machine needles	14 882	96 281	139 225	852 606
8452901100	Arm, bed, stand, flywheel, belt guard; pedals of sewing mach of hous	875	107 792	55 778	216 798
8452901200	Furniture, bases and covers for sewing machines and parts there of	3 667	132 123	37 323	399 108
8452901900	Oth part of sewing mach of machinery of sewing machines of hous	103 304	550 025	480 277	2 234 506
8452909110	Arms beds, foot & pedals of mach exclude of sewing machines of hc	0	7 642	0	13 366
8452909190	Other parts of sewing mach of machinery of sewing machines of hc	21 373	86 648	128 143	802 026
8452909200	Furniture, bases and covers for sewing machines and parts thereof	367	80 261	10 481	867 539
8452909900	Other parts of sewing mach of machinery exclude sewing mach of l	32 180	906 991	239 536	2 076 656
8453101000	Machinery for prepare, tanning/ work hides, skins/ leather, elect op	69 440	304 361	452 202	2 148 567
8453102000	Machinery for prepare, tanning/ work hides, skins/ leather, not elec	676	7 178	5 580	56 944
8453201000	Machinery for making/ repairing footwear, electrically operated	300 757	1 756 036	3 884 487	17 561 319
8453202000	Machinery for making/ repairing footwear, not electrically operatec	40 853	167 725	282 847	1 453 378
8453801000	Other Mach for make/ repaire footwear, not sewing machine, electri	568 668	3 122 834	5 093 936	24 716 905
8453802000	Other Mach for make/ repaire footwear, not sewing machine, not el	4 795	9 558	10 172	19 529
8453900000	Parts of machinery for preparing, tanning working hides, skins, leatl	156 523	549 077	1 580 575	7 656 181
8454100000	Converters	9 495	420 687	137 132	1 824 488
8454200000	Ingot moulds and ladles	197 962	1 300 974	1 851 693	13 851 209
8454300000	Casting machines	631 833	3 850 095	11 028 636	57 037 762
8454900000	Parts of converter, ladles, ingot moulds, casting mach for metellur	163 508	2 182 728	2 430 560	19 844 782
8455100000	Tube mills	19 210	170 558	123 202	599 002
8455210000	Rolling mills, hot/ combination hot & cold	680 756	4 907 919	849 597	7 770 793
8455220000	Rolling mills, cold	81 640	470 522	1 015 142	2 758 819
8455300000	Rolls for rolling mills	522 203	3 911 355	1 934 036	16 013 773
8455900000	Other parts of metal-rolling mills and rolls therefor.	1 863 991	7 160 359	4 236 353	24 286 056
8456100000	Mach tool for work any material by removal material, operat by las	65 806	315 260	1 872 414	7 572 229
8456200000	Machines tool for work any material by removal material, operat by	7 518	44 877	485 156	2 074 758
8456300000	Machines tool for work any material by removal material, electro-d	82 351	379 414	1 108 388	6 724 442
8456901000	Mach tool for mnfact of printed circuit, numerical control, by plasm	1 106	48 955	181 608	855 946
8456902000	Wet proces equip for the application by immersion of electrochem	8 338	98 079	74 826	840 456
8456909000	Oth mach tool for work any material by other operating processes	10 746	306 084	140 373	4 689 776
8457100000	Machining centres	713 101	4 238 614	12 655 385	83 213 579
8457200000	Unit construction machines (single-station)	12 009	73 409	326 099	2 790 225
8457300000	Multi-station transfer machines	488	47 720	32 036	713 214
8458110000	Horizontal lathes, for removing metal numerically controlled	313 494	2 429 001	5 935 201	52 050 817
8458191000	Horizontal lathes, for remove metal, bed-spidle ctr not excd? 300m	47 200	330 453	179 884	1 559 621
8458199000	Horizontal lathes, for remove metal, bed-spidle cntrl not excd>300n	272 054	1 659 774	1 297 766	9 460 679
8458910000	Other lathes, for removing metal numerically controlled	87 271	432 273	3 238 703	11 822 527
8458991000	Oth lathes, for remove metal, not numericntrl, spidle ctr-bed not e.	0	16 859	0	628 503
8458999000	Oth lathes, for remove metal, not numericntrl, spidle cetnre-bed no	146 486	1 600 682	574 689	20 580 439
8459101000	Way-type unit head machines, electrically operated	94 442	375 215	400 149	5 516 578
8459102000	Way-type unit head machines, not electrically operated	416	3 909	22 094	102 428
8459210000	Drilling machines, numerically controlled	43 438	265 580	369 903	5 872 674
8459291000	Drilling machines, electrically operated	168 310	934 370	569 968	6 330 223
8459292000	Drilling machines, not electrically operated	2 815	27 589	60 186	346 871
8459310000	Boring-milling machines, not horizontal lathes, numerically controll	31 333	286 757	530 059	7 798 336
8459391000	Boring-milling machines, electrically operated, not horizontal lathes	8 986	135 306	169 980	853 300
8459392000	Boring-milling machines, not electrical operated, not horizontal lath	11	35 170	4 875	295 347
8459401000	Boring machines, electrically operated	99 279	333 313	299 617	2 669 691
8459402000	Boring machines, not electrical operated	19 200	173 385	102 216	1 304 426
8459510000	Milling machines, knee-type, numerically controlled	37 001	54 171	33 808	161 787
8459591000	Milling machines, knee-type, electrically operated	54 832	200 465	170 401	908 540
8459592000	Milling machines, knee-type, not electrically operated	4 068	42 884	13 832	171 839
8459610000	Other milling machines, numerically controlled	4 455	599 752	21 600	10 438 672
8459691000	Other milling machines, electrically operated	37 413	443 489	162 821	2 622 566
8459692000	Other milling machines, not electrically operated	1 760	5 542	8 877	30 430
8459701000	Other threading/ tapping machines, electrically operated	16 461	287 303	237 538	3 753 409
8459702000	Other threading/ tapping machines, not electrically operated	0	30 641	0	472 879
8460110000	Flat-surface grinding mach, an accurof at least 0.01 mm, numeric cc	8 493	137 506	149 963	4 111 039
8460191000	Other flat-surface grinding mach, an accur at least 0.01 mm, elect o	46 045	386 189	1 214 733	6 369 004

**I.3. IM POR M ENURUT KOM ODITI / IM PORT BY HS COM M ODITY**  
**\*\*\* AGUSTUS/ AUGUST 2014 \*\*\***

H S	Uraian Komoditi Commodity Description	Berat Bersih / Net Weight (Kg)		Nilai / Value C.I.F (US\$)	
		Bulan ini Current Month	Kumulatif Cum.Jan. to date	Bulan ini Current Month	Kumulatif Cum.Jan. to date
8460192000	Oth flat-surface grinding mach,an accurat least 0.01 mm, not elect	10 896	26 388	44 017	332 769
8460210000	Other grinding mach,an accuracy of atleast 0.01 mm,numerically c	44 854	439 356	714 284	12 833 695
8460291000	Other grinding mach,an accuracy of atleast 0.01 mm, electrically o	65 900	658 254	2 151 765	10 161 319
8460292000	Other grinding mach,an accur at least0.01 mm, not electric operat	117	63 465	967	1 676 380
8460311000	Machine tools, numeric controlled, forsharpen carbide diamet ? 3.	31 021	141 866	204 938	1 697 171
8460319000	Oth sharpening (tool/cutter grinding)machines,numerically contro	5 327	133 196	10 137	866 433
8460391000	Oth sharpening (tool/cutter grinding)machines, electrically operat	39 850	153 517	314 673	1 770 056
8460392000	Oth sharpening (tool/cutter grinding)machines, not electrically ope	604	7 101	23 841	135 403
8460401000	Honing/lapping machines,electrically operated	33 321	157 352	1 377 176	6 002 766
8460402000	Honing/lapping machines,not electrically operated	82	2 996	5 014	107 000
8460901000	Other machine-tools for deburring,abrasives/ polishing products, €	111 239	559 491	2 028 023	7 316 975
8460902000	Other mach-tools for deburring,abrasives/polishing products, not €	18 106	44 921	148 213	381 794
8461201000	Shaping/ slotting machines,electricallyoperated	31 753	330 068	183 847	3 745 412
8461202000	Shaping/ slotting mach,not electricallyoperated	1 101	32 348	7 143	190 000
8461301000	Broaching mach,electrically operated	784	43 137	4 461	1 729 652
8461302000	Broaching mach,not electric operated	0	512	0	22 862
8461401000	Gear cutting,gear grinding/ gearfinishing mach electric operated	684	323 678	1 215	9 534 150
8461402000	Gear cutting,gear grinding/ gearfinishing mach not electric operate	0	6 701	0	26 297
8461501000	Sawing/ cutting-off machines,electrically operated	121 497	1 094 730	978 041	10 582 435
8461502000	Sawing/ cutting-off machines,not electrically operated	33 796	162 097	164 549	1 079 401
8461901100	Planing machines,electric operated	651	11 330	965	139 665
8461901900	Other planing machines,electric operated	21 783	445 130	269 410	6 349 085
8461909100	Other planing machines,not electricoperated	0	10	0	3 122
8461909900	Other mach-tool work by removing metalor cerments, not electric	31 511	198 320	90 553	1 160 982
8462101000	Forging/die-stamping machines (incl pres& hammers, electric ope	1 064 094	20 875 510	9 915 126	188 646 119
8462102000	Forging/ die-stamping machines (incl pres&hammers,not electric o	31 670	397 711	721 572	4 484 762
8462210000	Bend,fold,straigh ten/flattening machine(includ pres),numeric cont	207 087	1 259 820	1 999 979	18 255 258
8462291000	Bend,fold,straigh ten/flattening machine(incl pres),unnumeric cntr	265 436	2 652 301	2 412 686	21 653 109
8462292000	Bend,fold,straigh ten/flattng mach (incl pres),unnumeric cntrl,nt e	92 645	502 018	459 593	2 648 760
8462310000	Shearing machine (incl press),oth thancombine punching mach,nu	167 384	1 901 263	1 589 139	13 544 921
8462391000	Shearing mach (incl press),oth than binepunching mach,numeric ci	276 503	2 591 861	2 049 459	19 697 895
8462392000	Shearing mach (incl press),oth than binepunch mach,not electric o	43 043	175 738	110 467	688 241
8462410000	Punching/ notching mach,incl comb punch &shearing mach,numeri	11 340	486 311	27 849	4 572 515
8462491000	Punching/ notching mach,incl comb punch &shearing mach,not nu	97 758	955 797	463 218	6 255 324
8462492000	Punching/ notching mach,incl comb punch &shear mach,not numri	843	20 641	11 007	178 372
8462910000	Hydraulic presses	220 003	2 177 214	1 449 777	13 099 268
8462991000	Mach for manufac of boxes,cans & similarcontain of tin plate, elec	63 569	618 600	283 004	3 404 133
8462992000	Mach for manufac of boxes,cans containtin plate,not electrically o	80	122 953	3 014	516 678
8462995000	Oth machine for working metal by forging,hamming,electrically op	224 435	3 010 909	1 967 257	18 513 049
8462996000	Oth machine for working metal by forging,hamming,not electricall	16 827	250 536	88 030	1 221 417
8463101000	Draw-benches for bars,tube,profile,wire,or the like, electrically op	23 288	394 262	242 860	3 603 743
8463102000	Draw-benches for bars,tube,profile,wire,or the like, not electrically	49 345	106 393	98 259	296 814
8463201000	Thread rolling machines, electricallyoperated	413 656	3 268 782	636 559	9 649 812
8463202000	Thread rolling machines,not electricallyoperated	7 600	35 621	47 980	91 940
8463301000	Machines for working wire,electricallyoperated	60 141	1 083 700	490 283	10 882 828
8463302000	Machines for working wire,not electrically operated	104	29 134	1 485	132 688
8463901000	Oth mach tool for work metal/ cerments,without remove material.	62 487	1 196 980	3 544 248	25 671 043
8463902000	Oth mach tool for work metal/ cerments,without remove material.	38 562	102 497	110 373	924 853
8464101000	Sawing machines, electrically operated	31 150	375 147	125 422	1 679 202
8464102000	Sawing machines,not electrical operated	0	607	0	21 826
8464201000	Grinding/ polishing machines,electrically operated	226 525	596 285	1 047 387	2 884 164
8464202000	Grinding/ polishing machines,not electrically operated	407	5 493	10 846	30 931
8464901000	Oth mach tool for work stone,ceramics/like mineral material,elect	254 793	1 612 413	2 878 633	13 117 488
8464902000	Oth mach tool for work stone,ceramics/like mineral material,not e	12 924	499 918	86 188	1 125 432
8465100000	Mach, can carryout diffrnt type oprationwithout tool charge for su	35 497	647 872	378 321	5 454 063
8465911000	Sawing machines for scoring PCB/ PWB's electrically operated	95	26 795	3 260	636 253
8465912000	Other sawing mach for scoring PCB/ PWB's, electrically operated	203 474	1 612 278	639 305	6 727 429
8465919000	Other sawing mach for scoring PCB/ PWB's, not electrically operat	90 446	564 726	890 216	3 289 726
8465921000	Mach tools for routing PCB/ PWB'ssubstrates,shank dmtr ? 3.175 n	1 078	39 008	12 106	592 537
8465922000	Oth planing,milling/ moulding(by cutting) mach,electrically operate	341 660	2 414 348	821 125	5 854 956
8465929000	Oth planing,milling/ moulding(by cutting)machines,not electric ope	47 628	319 018	328 640	3 311 056
8465931000	Grinding, sanding/ polishing machines,electrically operated	62 534	943 918	226 487	6 072 675
8465932000	Grinding, sanding/ polishing machines,not electrically operated	402	36 539	760	94 875
8465941000	Bending/ assembling machines,electrically operated	2 725	194 216	157 951	4 626 358

**I.3. IM POR M ENURUT KOM ODITI / IM PORT BY HS COM M ODITY**  
**\*\*\* AGUSTUS/ AUGUST 2014 \*\*\***

H S	Uraian Komoditi Commodity Description	Berat Bersih / Net Weight (Kg)		Nilai / Value C.I.F (US\$)	
		Bulan ini Current Month	Kumulatif Cum.Jan. to date	Bulan ini Current Month	Kumulatif Cum.Jan. to date
8465942000	Bending/ assembling machines,not electrically operated	270	6 892	720	43 879
8465951000	Drilling mach for manufac PCB/ PWB's,with a spindle speed > 50.0	31 861	34 241	104 203	157 073
8465953000	Other drilling/ morticing machines,electrically operated	93 373	521 378	237 953	2 188 059
8465959000	Other drilling/ morticing machines,not electrically operated	17 223	109 160	66 384	601 164
8465961000	Splitting, slicing/ paring machines,electrically operated	79 682	1 142 924	267 648	5 262 971
8465962000	Splitting, slicing/ paring machines,not electrically operated	6 589	119 979	21 937	312 798
8465993000	Other machine tools, lathes,eletrically operated	67 870	170 281	408 994	1 521 192
8465994000	Other machine tools, lathes,not eletrically operated	1 591	37 126	5 018	198 947
8465995000	Mach for deburring surfaces ofPCB/ PWB's, for scoring laminati pre	2 706	185 242	14 234	1 965 376
8465996000	Other mach-tools for nailing,stapling,glueing/ otherwise assemb,el	62 616	1 225 082	350 141	10 271 973
8465999000	Other mach-tools for nailing,stapling,glueing/ otherwise assemb,nc	42 671	599 098	319 251	4 565 918
8466101000	Tool hold.self-open dieheadsfor 8456.90,8460.31,8465.91,8465.92	3 112	66 659	160 450	1 615 417
8466109000	Oth tool holders & self-opening dieheads	103 337	422 012	1 724 344	11 680 195
8466201000	Work holders for sub 8456.99, 8460.31,8465.91, 8465.92, 8465.95	42 910	219 579	393 458	2 604 042
8466209000	Oth work holders for other machine tools	62 665	942 897	1 095 846	10 280 895
8466301000	Dividing h,special attachm 8456.99,8460.31,8465.91,8465.92,846	454	14 034	7 006	558 313
8466309000	Dividing h,not for attachm sub 8456.99,8460.31,8465.91,8465.92.	8 077	89 041	503 789	3 306 202
8466910000	Parts& acces suitable for machineof heading 84.64-84.65	518 831	1 063 671	1 021 471	3 847 221
8466921000	Parts& acces suitabl for mach 8465. 91.10,8465.92.10,8465.95.10,	7 607	107 122	134 710	536 309
8466929000	Parts & acces suitable for machof otherheading 84.65	59 046	483 108	1 176 452	7 643 856
8466932000	Parts& acces suitabl for mach 8456. 99.20,8456.99.30,8456.99.40&	258	18 586	12 026	561 858
8466939000	Parts& acces suitable for mach of otherheadings 84.56 to 84.61	154 738	1 407 634	2 374 775	25 485 022
8466940000	Oth parts & acces suitable for machinesother headings 84.56 to 84	560 514	2 226 347	12 283 714	51 807 064
8467110000	Tool for work in the hand,pneumatic,rotary type (incl rotary percu	10 007	124 831	586 044	4 583 103
8467190000	Tool for working in the hand,pneumatic,in other type	43 868	424 757	198 189	3 459 503
8467210000	Drills of all kinds with self containedelectric motor	189 559	1 835 489	785 442	8 141 698
8467220000	Saws with self contained electric motor	62 275	709 824	437 023	3 669 019
8467290000	Oth tool for working in the hand,with self-contained electric moto	1 063 690	7 053 100	3 086 899	21 308 418
8467810000	Chain saws	193 157	1 591 061	382 159	4 520 864
8467890000	Oth tool for working in the hand,with self-contained non-electric n	53 988	515 968	516 000	3 259 770
8467911000	Part of chain saw,of elect-mechanic forwork in hand,self-cont. elec	3 687	18 593	42 748	68 923
8467919000	Part of chain saw,of elect-mechanic forwork in hand,self-cont. non	143 721	1 288 561	190 078	2 112 079
8467920000	Parts of pneumatic tools	28 194	80 006	379 213	1 332 550
8467991000	Part of hydraulic tool,of goodswith self-contained electric motor	18 619	381 831	74 135	910 890
8467999000	Part of hydraulic tool,of goodsnot with self-contained electric mot	100 448	1 274 630	256 810	3 467 321
8468100000	Hand-held blow pipes	1 131	25 959	10 107	438 137
8468201000	Hand-operated gas welding, brazing/ cutting appliances for metal	43 482	599 090	115 308	2 732 204
8468209000	Other gas-operated machinery & apparatus	9 888	420 985	103 734	3 411 158
8468800000	Other machinery and apparatus	35 647	444 486	257 269	4 083 558
8468901000	Parts of goods of hand-held blow pipes	30 088	502 081	157 719	1 247 534
8468902000	Parts of goods of hand-operat gas weldbrazing/ cutting appliances	5 695	70 513	39 996	802 495
8468909000	Oth parts of not hand blow pipe/ oprtdgas welding, braze/ cut appl	45 503	1 036 979	952 395	8 096 827
8469001000	Word processing machines	0	12	0	25
8469009010	Automatic typewriters	577	13 700	11 557	211 634
8469009090	Non automatic typewrites	1	59 952	136	141 674
8470100000	Electronic calculators capable of operwithout an extnl source elect	67 292	495 200	192 495	1 861 633
8470210000	Electronic calculating machinesincorporating a printing device	854	13 100	53 349	374 366
8470290000	Other electronic calculating machines	14 786	118 350	198 366	1 298 385
8470300000	Other calculating machines	147 771	1 043 094	405 065	4 403 979
8470500000	Cash registers	29 388	351 908	785 290	12 780 297
8470901000	Postage-franking machines	0	12 360	0	25 727
8470902000	Accounting machines	0	983	0	3 488
8470909000	Mach for pocket-size data record, reprod,display mach with calcul.	131	8 284	11 691	37 194
8471301000	Palmtop &personal digital assistants(PDAs)	6 767	33 362	885 029	5 278 404
8471302000	Laptops incl notebooks and subnotebooks	840 382	6 588 296	53 604 407	497 109 864
8471309000	Oth portable digital automatic dataprocsmach,weigh not more thar	233 783	2 128 987	32 130 991	326 120 600
8471411000	Personal computers excluding portable	82 358	718 850	4 590 452	37 674 042
8471419000	Other digital automatic data processingmachines	33 039	240 613	2 144 055	18 535 817
8471491000	Processing units for personal &portabcomputers,presented in form	73 712	826 989	5 599 098	47 462 404
8471499000	Other digital automatic data proces mach,present in form of syste	46 535	629 829	1 674 070	24 023 437
8471501000	Process units for personal & portab comp,other automatic data pr	80 145	1 306 667	7 718 441	83 781 976
8471509000	Other digital automatic data proces mach,other automatic data pr	209 440	1 901 569	6 871 259	70 999 837
8471603000	Computer keyboards	51 052	496 590	439 534	4 645 721
8471604000	X-y coordinate input devices,includingmouse,light pens,joystick,tra	64 121	725 412	688 829	6 129 116

I.3. IM POR M ENURUT KOM ODITI / IM PORT BY HS COM M ODITY

\*\*\* AGUSTUS/ AUGUST 2014 \*\*\*

H S	Uraian Komoditi Commodity Description	Berat Bersih / Net Weight (Kg)		Nilai / Value C.I.F (US\$)	
		Bulan ini Current Month	Kumulatif Cum.Jan. to date	Bulan ini Current Month	Kumulatif Cum.Jan. to date
8471609000	Other mach input/output units,whether/ not contain storg units sa	71 442	452 968	8 599 232	39 161 836
8471701000	Floppy disk drives	3 372	36 478	15 967	2 691 080
8471702000	Hard disk drives	311 332	2 287 548	9 806 053	82 590 580
8471703000	Tape drives	794	12 101	158 891	1 715 748
8471704000	Optical disk drives,including cd-romdrives,dvd drives & cd-r drives	69 480	470 271	2 378 849	15 936 982
8471705000	Proprietary fmat strge device incldmedia therefor fr automat dt pr	18 350	185 509	4 024 331	28 991 862
8471709100	Automatic backup systems	411	2 986	37 656	273 538
8471709900	Other storage units of digital automaticdata processing machines	30 146	308 660	1 876 931	16 622 564
8471801000	Control and adaptor units	48 127	449 554	1 713 005	10 664 103
8471807000	Sound card and video cards	10 023	109 423	108 973	711 907
8471809000	Other units of automatic data processingmachines	87 419	709 086	4 542 328	33 529 910
8471901000	Bar code readers	13 759	84 664	209 110	2 898 403
8471902000	Optical character readers,document/ image scanners	9 543	452 437	613 013	14 680 335
8471909000	Other automatic data processing machines& units thereof	156 987	1 235 032	4 502 860	38 843 461
8472101000	Duplicating machines, electric operated	0	4 489	0	270 420
8472102000	Duplicating machines, not electricallyoperated	6 848	22 637	12 369	83 979
8472301000	Machines for sorting/folding mail/ for inserting mail in envelopes,e	272	12 491	19 648	463 167
8472302000	Machines for sorting/folding mail/ for inserting mail in envelopes,nc	321	422	455	699
8472901000	Automatic teller machines	934 887	5 055 927	13 748 527	69 501 572
8472902000	Electronic fingerprint identificationsystems	8 482	113 202	61 364	583 005
8472903000	Other office machines,electrically operated	49 584	450 441	3 619 864	10 618 617
8472909000	Other office machines,not electrically operated	25 544	154 374	121 729	726 225
8473101000	Printed circuit assembliesfor word- processing machines	14 619	39 651	301 416	2 632 690
8473109000	Other parts & acces of the mach oftypewriter not printer/ word pr	2 886	68 293	341 907	3 636 746
8473210000	Parts & accs of elect calculating; with/without extrnal sources & pr	34	1 683	5 404	50 182
8473290000	Other parts & accses of the machine ofcalculating, reproducing, di	10 958	117 476	212 917	2 249 277
8473301000	Assembled printed circuit boards	374 479	2 655 759	19 188 159	171 903 659
8473309000	Other parts & acces of the machines ofautomatic data processing .	455 013	4 322 609	10 985 734	97 788 741
8473401100	Parts including printed circuit assembfor automatic teller machine	12 588	30 456	424 223	1 698 957
8473401900	Other parts&access of the mach of othoffice machine,for elect ope	6 427	59 816	561 375	3 821 755
8473402000	Other parts&access of the mach of othoffice machine,for non elec	323	7 873	29 112	166 171
8473501100	Parts&access suitable for use with machauto data procc mach & u	10 439	81 945	85 459	1 314 745
8473501900	Part&acc suitabl for use mach typewriternot printers&oth office m	350	48 547	6 869	596 209
8473502000	Part&acc suitabl for use mach typewriternot print&oth office macl	0	36	0	1 835
8474101000	Sorting,screening,separating/ washingmachines, electrically operat	433 170	4 208 526	2 342 889	29 353 681
8474102000	Sorting,screening,separating/ washingmachines, not electrically op	121 689	370 528	314 490	2 352 196
8474201100	Crushing/ grinding machines for stoneelectrically operated	1 012 711	11 375 750	2 623 799	51 203 467
8474201900	Crushing/ grinding mach for earth,oresoth mineral substances,elect	2 073 446	9 330 392	11 288 234	82 977 152
8474202100	Crushing/ grinding mach for stonenot electrically operated	37 943	315 476	62 564	499 521
8474202900	Crushing/ grinding mach for earth,oresoth mineral substances,not e	80 687	907 990	508 232	3 272 494
8474311000	Concrete/ mortar mixers, electricallyoperated	332 133	4 083 607	1 500 768	16 149 585
8474312000	Concrete/ mortar mixers, not electricallyoperated	102 320	1 283 045	345 482	4 821 984
8474321100	Mach for mixing mineral substances withbitumen,output cap ? 80	0	755 366	0	1 383 752
8474321900	Mach for mixing mineral substances withbitumen,output cap > 80	1 522 682	4 423 234	4 623 655	34 805 636
8474322900	Mach for mix mineral substnc wth bitumen,output cap >80 t/ h,not	185 613	1 567 727	525 617	11 175 765
8474391000	Other mixing/ kneading machineselectrically operated	1 069 437	5 197 870	4 404 417	53 581 503
8474392000	Other mixing/ kneading machinesnot electrically operated	13 500	1 073 968	44 618	4 201 776
8474801000	Mach for agglomerating,shaping/ mauldssolid mineral fuels,electric	1 680 550	11 017 785	3 640 171	52 101 197
8474802000	Mach for agglomerating,shaping/ mouldssolid mineral fuels,not elec	186 385	544 981	2 331 500	3 381 762
8474901000	Parts of mach for sort,creen,separate,wash,crush,grinding&mixing	1 686 187	15 634 879	11 901 378	113 783 241
8474902000	Parts of mach for sort,creen,separate,wash,crush,grinding&mix,nc	183 021	988 058	2 159 597	11 263 740
8475101000	Mach for assembl electric/ electroniclamps tubes/ valves,electric op	58	16 816	1 000	144 824
8475102000	Mach for assembl electric/ electroniclamps tubes/ valves,not elect.	188	1 639	17 012	88 168
8475210000	Machines for making optical fibres andpreforms thereof	0	2	0	441
8475290000	Other machines for manufacturing/ hot working glass/ glassware	2 624	126 752	91 716	2 685 281
8475901000	Part of mach for assmb/ mfg elect/ elctrnihot work glassware,elect	6 848	193 916	573 272	5 500 481
8475902000	Part of mach for assmb/ mfg elect/ elctrnihot work glassware,not e	298	2 601	25 220	380 083
8476210000	Automatic beverage-vending machin,incorporating heating/ refrige	0	27 194	0	321 458
8476290000	Other automatic beverage-vendingmachines	0	7 818	0	151 662
8476810000	Other automatic goods-vending mach,incorporating heating/ refrig	0	1 819	0	15 267
8476890000	Other automatic goods-vending mach,without heating/ refrigerati	63	5 687	300	105 401
8476900000	Parts of automatic goods-vend machincorpor heating/ refrigerating	32 277	462 665	574 558	7 352 483
8477101000	Injection-moulding machines for mouldingrubber	514 224	4 427 694	5 711 113	40 189 396
8477103100	P.v.c. injection moulding machine	1 042 239	8 569 472	6 953 244	65 038 738

**I.3. IM POR M ENURUT KOM ODITI / IM PORT BY HS COM M ODITY**  
**\*\*\* AGUSTUS/ AUGUST 2014 \*\*\***

H S	Uraian Komoditi Commodity Description	Berat Bersih / Net Weight (Kg)		Nilai / Value C.I.F (US\$)	
		Bulan ini Current Month	Kumulatif Cum.Jan. to date	Bulan ini Current Month	Kumulatif Cum.Jan. to date
8477103900	Other injection-moulding machinesfor moulding plastics	117 240	1 270 045	1 177 162	12 938 302
8477201000	Extruders for extruding rubber	16 124	546 410	120 221	5 964 535
8477202000	Extruders for extruding plastics	586 507	4 000 271	11 736 316	52 263 622
8477300000	Blow moulding machines	359 937	2 350 363	13 130 753	64 384 807
8477401000	Vacuum moulding & other thermo formingfor moulding/forming r	115 891	640 598	1 204 978	5 941 864
8477402000	Vacuum moulding & other thermo formingfor moulding/forming p	209 894	2 277 166	3 925 207	33 938 835
8477510000	Mach for mould/ retread pneumt tyres,for mould/othwise forming	47 561	607 403	131 915	6 161 800
8477591000	Other machine for moulding/otherwiseforming for rubber	130 509	984 787	1 589 736	8 399 723
8477592000	Other machine for moulding/otherwiseorming for plastics	324 152	1 612 653	4 497 927	22 262 612
8477801000	Other machinery for working rubber/ rubber products, electrically	727 730	7 783 382	11 659 018	66 850 006
8477802000	Other machinery for working rubber/rubber products, not electric	74 067	1 181 088	649 339	18 168 678
8477803100	Lamination presses for the manufactrof PCB/PWBs	43 390	82 162	371 790	873 128
8477803900	Other machinery for rubber or plastics,electrically operated	622 907	4 383 105	7 798 361	57 749 035
8477804000	Other machinery for working rubber/plastic products, not elect op	19 667	206 740	91 770	2 483 307
8477901000	Parts of electrically operatd mach forworking rubber/products froi	170 057	2 989 348	1 918 121	22 918 600
8477902000	Part of nonelectric opratd mach forworking rubb/fr the manuf pro	170 461	1 053 204	3 425 762	17 177 786
8477903200	Pars of lamination pressesfor the manufc of PCB/PWBs	20 411	327 205	408 326	2 600 771
8477903900	Oth Parts not parts of laminationpresses for the manufc of PCB/PV	118 438	337 345	1 016 288	5 246 661
8477904000	Part of nonelectric opratd mach for workplastic/for the manuftg p	75 683	557 476	1 343 748	9 163 876
8478101000	Machinery for preparing/ making uptobacco, electrically operated	184 319	2 214 050	28 852 029	182 587 629
8478102000	Machinery for preparing/ making uptobacco, not electrically opera	0	14 575	0	139 369
8478901000	Parts of machinery for preparing/ makingup tobacco, electrically op	137 055	719 504	20 003 380	96 106 011
8478902000	Parts of machinery for preparing/ makingup tobacco, not electrical	8 654	52 280	34 933	438 969
8479101000	Machinery for public works,building/ the like electrically operated	265 031	1 600 966	381 625	6 757 457
8479102000	Machinery fr public works,building/ the like not electrically operate	15 291	312 824	188 684	2 985 098
8479201000	Mach for the extract/ preparation ofanimal/ fix vegetabl fat/ oil, ele	1 079 844	22 396 333	22 138 946	139 498 486
8479202000	Mach for the extract/ preparation of animal/ fix vegetabl fat/ oil,not	136 038	4 208 948	364 265	7 054 026
8479301000	Presses for the manufacture of particleboard electrically operated	390 680	3 337 913	555 824	7 583 023
8479302000	Presses for the manufacture of particleboard not electrically opera	221	95 960	10 639	200 298
8479401000	Rope/ cable making machines,electrically operated	37 372	415 332	334 924	5 792 124
8479402000	Rope/ cable making machines,not electrically operated	0	9 263	0	288 563
8479500000	Industrial robots, not elsewherespecified/ included	201 162	1 041 150	7 974 589	42 431 317
8479600000	Evaporative air coolers	142 491	1 399 936	807 833	13 075 634
8479710000	Passenger boarding bridges of kind usein airports	0	110	0	5 213
8479790000	Oth passenger boarding bridges	34 691	664 820	2 379 312	10 813 504
8479811000	Oth mach&mechanical appliance fortreating metal,electrically ope	153 392	993 529	2 055 078	15 880 300
8479812000	Oth mach&mechanical appliance fortreating mtl,non electrically o	51 968	265 591	503 751	2 118 466
8479821000	Mixing,kneading,crush,grind,screen,sift,homogenis,& emulsift/stir	861 200	4 310 987	14 508 671	71 007 176
8479822000	Mixing,kneading,crush,grind,screen,sift,homogenis,& emulsift/stir	36 768	508 174	669 520	9 174 322
8479892000	Machinery for assembling CPU	20 488	501 780	333 305	10 887 336
8479893000	Oth mach for assembling CPU daughterboard in plastic case/housi	864 924	5 212 038	17 165 855	133 148 152
8479894000	Oth mach for assembling CPU daughterboard in plastic case/housi	295 271	1 453 210	8 278 594	55 577 785
8479902000	Part of goods Oth mach for assemblingCPU daughter plastic case/l	6 176	113 992	449 263	5 411 740
8479903000	Part of oth electrically operatedmachine	450 639	5 276 660	6 679 516	54 055 042
8479904000	Part of nonelectrically operatedmachinery	425 850	1 382 232	5 310 115	23 915 051
8480100000	Moulding boxes for metal foundry	49 365	339 435	748 438	7 331 712
8480200000	Mould bases	328 103	2 897 579	3 521 188	26 977 750
8480301000	Moulding patterns, of copper	139	31 161	42 473	1 033 073
8480309000	Moulding patterns, of other material	394 382	2 462 658	7 811 383	47 962 672
8480410000	Moulds for metal/ metal carbidesinjectionn or compression types	121 501	669 201	3 726 965	16 661 688
8480490000	Moulds for metal/ metal carbidesnot injection or compression type	331 966	1 231 046	4 598 566	18 648 377
8480500000	Moulds for glass	8 567	84 821	217 012	2 174 951
8480600000	Moulds for mineral materials	863 332	6 079 713	5 099 976	26 663 315
8480711000	Moulds for rubber or plastics, injectionor compression type for fot	50 837	655 345	1 095 901	9 535 304
8480719010	Moulds for rubber or plastics, injectionor compression type for op	0	5 016	0	438 220
8480719090	Oth moulds for rubber,plastics,injection/ compression type	544 119	4 451 925	8 888 540	89 725 657
8480791000	Mould for rubber,plastics, not injection, compression type for fot	71 654	380 207	1 012 919	4 284 993
8480799000	Oth mould for rubber,plastics,not injection , compression type	30 686	168 887	847 271	5 531 482
8481101100	Pres-reduce valve,iron/ steel, manual	60 854	653 451	752 550	4 460 590
8481101900	Pres-reduce valve,iron/ steel,automaticoperate ,5 cm ? internal dia	204 920	1 933 497	3 478 697	27 485 048
8481102100	Pressure-reducing valves of copper/ copper alloys internal diamtr ?	50 662	533 882	1 067 559	12 546 801
8481102200	Pressure-reducing valves of copper/ copper alloys internal diamtr >	1 755	66 448	2 406	283 490
8481109100	Oth pressure-reducing valves ofplastics 1cm ? internal diamtr > 2.	307	24 621	24 517	328 283
8481109900	Oth pressure-reducing valvesnot of plastics	1 775	278 190	55 556	2 497 410

**I.3. IM POR M ENURUT KOM ODITI / IM PORT BY HS COM M ODITY**  
**\*\*\* AGUSTUS/ AUGUST 2014 \*\*\***

H S	Uraian Komoditi Commodity Description	Berat Bersih / Net Weight (Kg)		Nilai / Value C.I.F (US\$)	
		Bulan ini Current Month	Kumulatif Cum.Jan. to date	Bulan ini Current Month	Kumulatif Cum.Jan. to date
8481201000	Valve for olehydraulic/pneumatic tran,manual oprtd, 5 cm ? intl di	9 927	40 966	227 205	1 352 300
8481202000	Valve for olehydraulic/pneumatic tran,ofcooper/ cooper aloy, 1cm	2 398	22 818	65 185	343 118
8481209000	Oth valve for olehydraulic/pneumatic transmissions	356 901	1 759 363	3 547 600	28 009 363
8481301000	Check (nonreturn) valve of swing check-valve type,40 cm ?inlets in	63 902	474 039	516 295	6 528 627
8481302000	Check (nonreturn) valve,copper/ copperalloy, internal diameter < 2	31 401	208 425	96 918	659 092
8481303000	Check (nonreturn) valve of plastics,10cm ? internal diameter ? 25 (	24	5 867	1 090	47 479
8481309000	Other check (nonreturn) valves	417 436	2 927 319	5 019 076	36 584 871
8481401000	Safety/relief valves of copper/copperalloy < 2.5cm	6 981	75 457	203 276	2 260 970
8481402000	Safety/relief valves of plastics10cm ? internal diameter ? 25 cm	928	18 256	32 038	319 232
8481409000	Oth safety/relief valves	530 205	2 308 443	9 752 150	41 115 605
8481801100	Valves for inner tube of copper/copperalloys	142 186	1 363 945	1 418 073	13 786 026
8481801200	Valves for inner tubes of oth materials	52 184	1 209 358	537 272	11 948 594
8481801300	Valves for tubeless tyres of copper/ copper alloys	1 110	8 789	17 900	104 690
8481801400	Valves for tubeless tyresof oth materials	17 153	280 576	228 157	3 911 056
8481802100	Lpg cylinder valv of cooper/ cooper alloyhaving inlet&outlet intl dia	26	47 627	126	61 479
8481802200	Lpg cylinder valv of cooper/ cooper alloyhaving inlet&outlet intl dia	8 499	69 590	11 443	118 288
8481803000	Cocks/valves,whether/ not fitted withpiezo elect igniters for gas st	15 163	255 566	150 386	4 388 440
8481804100	Soda water bottle valve;gas operat, ofplastic, 1 cm < internal diam	434	7 279	367	92 045
8481804900	Oth soda water bottle valves;gas operatebeer dispensing units	253 355	2 798 304	3 928 531	31 900 589
8481805100	Mixing tapes and valves,of plastic,1 cm< internal diameter ? 2,5cm	15 683	78 060	68 157	307 328
8481805900	Others mixing tapes and valves	132 622	1 833 796	384 759	7 664 961
8481806100	Water pipeline valve,manual operate,5cm<inlet/ outlet int diamtr '	85 801	353 510	244 811	2 166 426
8481806200	Cast iron gate valve,inlet diamtr? 4cm&cast iron butterfly valve,inl	186 897	1 265 745	1 736 568	10 607 192
8481806300	Cast iron gate valve,inlet diamtr<4cm & cast iron butterfly valve,inl	142 946	994 848	1 252 117	14 800 070
8481806400	Hog nipple waterer,of plastics,1 cm ? internal diameter < 2,5 cm	537	14 092	4 733	247 100
8481806500	Other hog nipple waterers	39 296	137 834	738 076	2 392 439
8481806600	Nipple joint valves,of plastics1 cm ? internal diameter < 2,5 cm	0	37	0	109
8481806700	Other nipple joint valves	6 487	200 056	297 616	11 727 604
8481807100	Ball valves,of plastics,1 cm ? internal diameter < 2,5 cm	17 823	399 141	272 886	2 416 229
8481807200	Other ball valves	774 534	4 935 619	7 671 031	40 569 781
8481807300	Gate valve,manual operate,of iron/steel,5cm ?inlet/ outlet interna	564 398	3 497 127	3 184 670	21 117 396
8481807400	Gate valve,manual operate,of iron/steel,inlet/ outlet internal diam	79 152	129 026	773 569	1 147 618
8481807500	Manifold valves of plastics,1 cm ? internal diameter < 2,5 cm	0	24 903	0	183 437
8481807600	Other manifold valves	24 576	739 735	157 297	6 668 144
8481808100	Pneumatic control valve,of plastics, 1 cm ?internal diameter < 2,5	14 318	111 646	157 687	4 897 350
8481808200	Other pneumatic controlled valve	45 100	390 584	1 664 536	10 517 644
8481808300	Oth valve of plastic,inlet diamtr>=1cm, outlet diamtr ? 2,5 cm	2 908	104 661	63 971	234 150
8481808400	Oth valve of plastic,inlet diamtr>=1cm, outlet diamtr > 2,5 cm	20	47 132	2 061	1 566 462
8481808700	Fuel cut-off valve plastic for vehiclefor transport of persons/ goods	7 158	31 575	26 268	309 282
8481808800	other fuel cut-off valve plastic forvehicle for transport of persons/	73 201	414 172	212 645	2 227 397
8481808900	Other valve of stainless steel/ nickle,manual operate,weighting < 3	62 160	625 778	278 192	3 276 322
8481809100	Water taps of copper or copper alloywith an internal diameter ? 2	190 988	1 919 716	2 672 030	26 533 045
8481809200	Fuel cut-off valves for vehicle	12 350	96 376	197 608	1 820 901
8481809900	Other Fuel cut-off for vehicle	1 057 382	8 442 150	22 114 485	191 404 482
8481901000	Parts of housing for sluice/ gate valvesan internal diameter ? 25 m	63 460	258 744	876 009	3 868 535
8481902100	Parts bodies valves, for water taps	7 485	94 184	44 933	581 304
8481902200	Parts bodies valve for LPG cylinder	0	55 028	0	164 709
8481902300	Other bodies valves not for water taps	20 463	141 573	146 323	1 347 453
8481902900	Others parts for taps, cocks, valves,and similar appliance of int. dir	134 202	1 066 684	1 892 796	14 426 292
8481903100	Valve bodies/ stems of inner tube ortubeless tyres valves	14 664	67 108	343 421	1 917 101
8481903900	Oth valve bodies/ stems of inner tube ortubeless tyres valves	27 874	354 260	605 597	5 236 839
8481904100	Valve cores of inner tube valves ortubeless tyres valves	1 153	22 977	6 179	45 161
8481904900	Oth valve cores of inner tube valves ortubeless tyres valves	31 617	267 955	376 723	4 882 611
8481909000	Others parts for taps, cocks, valvesand similar appliances	454 175	3 036 405	6 561 227	45 514 091
8482100000	Ball bearings	1 824 939	17 086 891	14 386 528	125 220 801
8482200000	Tapered roller bearings,including coneand tapered roller assembli	229 300	2 020 049	3 068 914	25 259 074
8482300000	Spherical roller bearings	198 377	1 639 153	891 065	9 385 811
8482400000	Needle roller bearings	123 442	1 052 968	2 528 033	21 521 677
8482500000	Oth cylindrical roller bearings	95 767	1 054 416	2 315 885	21 032 211
8482800000	Oth,includ.combined ball/ roller bearings	1 125 811	8 565 529	6 931 412	58 554 605
8482910000	Balls, needles and rollers	237 388	1 977 281	2 059 060	15 031 641
8482990000	Other parts of ball and roller bearings	919 435	6 849 870	9 015 263	54 585 759
8483101000	Transmission shafts for machinery ofheading 84.29 or 84.30	100 948	914 656	1 266 150	9 443 161
8483102400	Transmission shaft for vehicles of motorcycles, auxilary motor	478 156	3 935 100	2 616 709	22 618 667

**I.3. IM POR M ENURUT KOM ODITI / IM PORT BY HS COM M ODITY**  
**\*\*\* AGUSTUS/ AUGUST 2014 \*\*\***

H S	Uraian Komoditi Commodity Description	Berat Bersih / Net Weight (Kg)		Nilai / Value C.I.F (US\$)	
		Bulan ini Current Month	Kumulatif Cum.Jan. to date	Bulan ini Current Month	Kumulatif Cum.Jan. to date
8483102500	Transmission shafts for vehicles of a cylinder capacity < 2000 cc	904 258	6 226 407	5 385 128	46 727 590
8483102600	Transmission shafts for vehicles of 2000 cc < cylinder capacity? 300	44 508	422 391	521 107	4 391 014
8483102700	Transmission shafts for vehicles of a cylinder capacity > 3000 cc	146 697	1 671 751	1 465 744	17 992 778
8483103100	Transmission shafts for marine propul-sion engines of an output?2	18	1 760	1 467	107 529
8483103900	Transmission shafts for marine propul-sion engines of an output>2	65 411	607 852	653 177	6 876 229
8483109000	Other transmission shafts	971 481	8 923 502	10 511 861	93 723 052
8483202000	Bearing housing incorp. ball or rollerbearings for mach.of bulldozer	4 699	50 887	157 517	1 262 949
8483203000	Bearing housing incorp. ball or rollerbearings for mach.of vehicles	106 338	183 981	242 100	647 021
8483209000	Other bearing housing incorp. ballOr roller	98 763	1 072 968	635 698	5 333 768
8483302000	Bear'g hous'g not incorp.ball or rollerbearings for mach.of head 84	94 435	444 756	780 458	4 343 728
8483303000	Bear'g hous'g not incorp.ball or rollerbearings for eng.of vhcl of ch	69 321	520 866	968 294	7 518 766
8483309000	Other bearing housing not incorp.ball orroller bearings; plain shafts	120 009	1 344 312	1 626 395	13 182 635
8483402000	Gear&gearing oth than toothed wheels,for marine vessels	295 750	2 245 936	2 513 129	16 655 961
8483403000	Gear&gearing oth than toothed wheels,for machinery of moving g	143 287	1 497 988	979 024	16 192 687
8483409000	Gear&gearing oth than toothed wheels,for oth mar.vsl/ mach of m	2 563 570	14 108 071	24 908 689	144 934 886
8483500000	Flywheels&pulleys,including pulley block	489 961	3 738 191	3 903 869	32 499 466
8483600000	Clutches & shaft couplings(including universal joints)	489 784	3 615 741	4 905 615	37 127 935
8483901100	Parts of goods of transmission shaftsfor pedestrian/ agricultural tra	977	28 226	30 194	257 301
8483901300	Parts of goods of transmission shaftsfor oth. tractors of pedestrian	1 645	24 472	47 127	674 572
8483901400	Parts of goods of transmission shaftsfor goods of motorcycles	109 493	734 667	271 424	1 789 728
8483901500	Parts of goods of transmission shaftsfor other goods of vehicle anc	138 322	1 072 981	1 671 365	12 977 055
8483901900	Oth. parts of goods of trans. shafts	102 393	1 810 182	590 925	36 260 663
8483909100	Oth toothed wheels, chain sproccatedfor goods of pedestrian/ agric	5 373	8 310	36 865	81 200
8483909300	Oth toothed wheels, chain sproccatedfor oth.tractors of pedestrian	24	309	767	11 978
8483909400	Oth toothed wheels, chain sproccatedfor goods of motorcycles	42 527	424 497	217 381	2 300 287
8483909500	Oth toothed wheels, chain sproccatedfor other goods of vehicles ar	195 066	1 295 890	2 863 403	21 673 930
8483909900	Oth toothed wheels, chain sproccated	227 015	2 409 968	2 810 764	22 467 250
8484100000	Gaskets&similar joint metal sheetingcombined with oth material/2	536 209	4 208 514	6 317 419	54 244 473
8484200000	Mechanical seal	173 863	1 164 897	2 557 182	17 909 098
8484900000	Oth.gasket&similar joints of metal sheetcombined with oth materi	200 693	2 938 958	7 372 203	49 179 325
8486101000	Apparatus for rapid heating of semi-conductor wafers	1 866	22 781	297 578	1 714 634
8486102000	Spin dryers for semiconductor waferprocessing	331	12 796	5 040	280 644
8486103000	Machines for working by laser/oth lightin the prod.of semiconduc	1 002	1 570	278 012	310 109
8486104000	Mach.& app for sawing monocrystal semi-on'd. boules into slice, w	842	7 625	6 109	257 859
8486105000	Grinding, polishing,lapping machines forproces. of semiconductor	984	13 109	12 219	334 327
8486106000	Apparatus for growing/pulling mono-crystal semiconductor boules	0	19	0	18 290
8486109000	Oth machines&apparatus for the manu-facture of boules or water	2 827	28 254	373 703	3 463 664
8486201200	Epitaxial deposi'n mach. smcndctor wfr;spinner for coat'g photogr.	0	44	0	10 892
8486201300	App.physical deposition by sputter'g onsemiconductor wafers or fr	25	552	636	124 609
8486201900	Other film formation equipment	10 559	15 171	67 321	816 814
8486202100	Ion implanters for doping semiconductormaterials	0	6	0	3 291
8486202900	Other doping equipment	54	1 769	10 500	134 626
8486203100	Deflash mach.;spraying appliances forcleaning metal leads&semic	5 550	17 877	176 640	487 007
8486203300	Apparatus for wet etching, developing,stripping,cleaning semiconc	0	2 886	0	53 677
8486203900	Other etching and stripping equipment	82	2 463	13 569	176 693
8486204100	Direct write-on-wafer apparatus	0	2	0	214
8486205100	Dicing machines for scribing/ scoringsemiconductor wafers	0	3 578	0	100 926
8486205900	Other equipment for dev. exposed wafers	3	3 367	9 000	60 484
8486209100	Lasercutters for cut contact. tracks insemiconductor prod. by laser	117	16 513	49 110	1 095 913
8486209200	Machines for bending, folding and straightening semiconductor lea	9 760	165 849	121 419	383 189
8486209300	Resistance heated furnaces, ovens formfcture of semicon dvc on s	2	34	1 496	4 838
8486209400	Inductance/ dielectric furnace, oven formfcture of semicon dvc on	0	576	0	8 032
8486209500	Auto-mach. for the placement/removal ofcomp./contact element	1 062	23 990	184 564	1 278 351
8486209900	Other mach. & apprts for the mnfct ofsemicon. devices/ of elect ii	0	10 612	0	1 873 056
8486301000	Apparatus for dry ecthing patterns onflat panel display substrates	216	1 674	53	41 811
8486302000	App. for wet etch, develop, stripping or cleaning flat panel displa	0	145	0	3 920
8486303000	Chemical vapour deposition app.to prodspinnners for coat,physic d	321	601	40 717	47 008
8486309000	Othetr mach. and app. for the manufacture of flat panel displays	35 286	37 223	58 567	307 784
8486401000	Focused ion beam milling mach to prodce,repair mask,reticle for p	0	41	0	1 729
8486402000	Die attach,bonders, for assem. Smcndtormatic mach.for transpor	16 911	151 563	80 997	3 296 157
8486403000	Moulds for manufact. of semiconductordevices	3 140	40 474	13 013	421 896
8486404000	Optical stereoscopic microscopes fittedwith equip.spec'ly dsgned c	2	717	381	173 313
8486406000	Electron beam microscopes with equipsspecifically designed of smc	0	3 564	0	54 747
8486409000	Other machines and apparatus specifiedin note 9(c) to this chapte	14	22 429	4 242	260 239



**I.3. IM POR M ENURUT KOM ODITI / IM PORT BY HS COM M ODITY**  
**\*\*\* AGUSTUS/ AUGUST 2014 \*\*\***

H S	Uraian Komoditi Commodity Description	Berat Bersih / Net Weight (Kg)		Nilai / Value C.I.F (US\$)	
		Bulan ini Current Month	Kumulatif Cum.Jan. to date	Bulan ini Current Month	Kumulatif Cum.Jan. to date
8486901100	Parts and accessories of app for rapidheating of semiconductor wa	4 768	15 190	62 182	305 939
8486901200	Parts & accessories of spin dryersfor semiconductor wafer prosesin	0	1 330	0	151 188
8486901300	Parts&access.of mach. for work by laseror oth.lead or photobeam	22	1 912	1 128	160 361
8486901400	Tool holders&self-open diehead, workholders; dividing heads for	90	1 953	4 836	88 424
8486901500	Oth parts, access.of mach. for machinetools	2 852	5 969	110 802	527 438
8486901600	Parts & access.of grind, polish, lap mac for processing of semicon.	987	4 005	8 229	79 042
8486901700	Parts & access.of app for grow/pullingmonocrystal semiconductor	0	14	0	334
8486901900	Oth parts, access.of mach. and app. forthe manufact. of boules/wa	343	2 997	139 534	820 834
8486902100	Parts & access of chemical vapour depo-sition app. For smondutor	0	256	0	1 312
8486902200	Parts & access. of epitaxial depo. mach,spinner for coat photo. em	0	832	0	69 555
8486902300	Parts & access. of ion implanter fordopping of app for phys.l depo,	0	179 651	0	3 650 752
8486902400	Tool holder/ self-open diehead; of sprayor etch,strip s-wafer,dry-el	0	20	0	5 238
8486902500	Oth parts & access. of dicing machinesfor scrib/scoring smconduct	11 473	26 825	142 358	851 547
8486902600	Tool holder/self-open diehead,dividingheads&oth spec atthcm for	3 519	17 100	104 240	556 161
8486902700	Other part and accessories of tool holdrselp open diehead, dividin	27	8 527	8 860	73 860
8486902800	Part & access of resistance heated furnaces&ovens for the mnfctre	3 236	26 276	1 948	47 785
8486902900	Oth part & acces of mach & app.for mnfctof smcondctre dvces/of e	0	10 510	0	224 748
8486903100	Part&access of app for dry etching ptttrnon flat panel display subst	89	1 036	42 000	55 299
8486903200	Tool holder/ self-open dieheads,work hldrdividing heads&oth spec	31	2 036	6 107	199 418
8486903300	Oth. part&access of app for dry/wetetching&oth special atth for	207	289	5 870	7 542
8486903500	Part & access of spinners for coat.photoemuls/ app.phys depo on f	0	14	0	5 090
8486903900	Oth part & access of mach and apparatusfor the manufact. of flat j	8	104	812	2 891
8486904100	Part & acces of focused ion beam millingmach to produce, repair r	0	66	0	2 078
8486904200	Part&acces of die attach app, auto-tapewire bonder, encapsul equ	11	2 861	7 508	201 204
8486904300	Part&acces of auto-mach transport, handlstorage of smcondct, w	39	1 201	1 714	101 724
8486904400	Part&acc of optic stereoscop microscopewith equip to hndle/tran	0	1	0	12
8486904900	Oth part and acces of other mach & appspecified in note 9(c) to th	2 101	38 942	416 656	1 818 699
8487100000	Ships/boats propellers and blades thrfor	310 333	1 577 306	3 773 321	14 698 005
8487900000	Oth mach. parts, not cont. electric con-necter,insulator,coil, oth el	403 145	2 406 311	7 440 192	51 670 303
8501102100	Stepper motors dc an output ? 37.5 wof ac, refrigerator,domesetic	14 498	139 294	471 804	2 895 478
8501102900	Oth. Stepper mtr dc an output ? 37.5 w	27 314	403 593	1 071 064	13 025 432
8501103000	Spindle motors dc an output? 37.5 w	6 870	86 225	198 916	2 607 651
8501104100	Others spindle mtr dc an output? 37.5 wof ac, refrigerator,domesec	66 474	474 404	1 180 148	8 806 043
8501104900	Others motors dc of an output?37.5w	254 713	1 660 925	3 543 128	22 489 683
8501105100	Stepper universal (AC/ DC) motorsof ac, refrigerator,domesetic app	177	5 919	4 858	138 231
8501105900	Oth.stepper universal (AC/ DC) motors	184 263	1 132 594	145 754	1 265 665
8501106000	Spindle universal (AC/ DC) motors ofan output =<37.5w	1 284	16 470	7 152	493 615
8501109100	Others spindle (AC/ DC) motors of headingof ac, refrigerator,dome	14 216	112 080	377 631	3 133 825
8501109900	Others spindle (AC/ DC) motors	248 743	1 671 295	1 700 869	23 814 015
8501201200	Universal AC/ DC mtrs of an output>37.5 w	251 542	1 144 103	243 151	1 031 091
8501201900	Other universal AC/ DCmtrs ofan output > 37.5 w	81 424	519 386	131 457	1 063 043
8501202100	Universal (AC/ DC) motors ofan output > 1 kw	6	7 347	1 391	211 738
8501202900	Other universal (AC/ DC) motors ofan output > 1 kw	15 088	158 168	142 259	2 283 892
8501313000	Motor DC., generator DC an output?750 w	218 804	557 468	4 573 257	9 768 445
8501314000	Oth.mtr dc, genrator dc an output? 750 w	335 230	2 275 081	2 375 954	18 587 185
8501315000	Generator DC an output ? 750 w	68 557	453 072	463 407	3 736 532
8501321100	Motor of kind used of ac, refrigerator,domesetic appl.elct output >	596	20 392	964	154 221
8501321200	Other motor dc an output > 37.5 kw	46 364	716 786	358 378	4 409 866
8501321300	Other Generator dc an output>37.5 kw	11 158	116 994	22 385	338 551
8501329100	Other motor of kind used of ac, refrig. domesetic appl.elct output	1 020	2 925	32 960	70 970
8501329200	Oth motor dc 37.5 kw<output?75 kw	7 364	68 253	46 975	582 312
8501329300	Oth generator dc 37.5 kw<output?75 kw	358	220 021	45 889	2 938 613
8501330000	Motor dc, Generator dc75 kw < an output ? 375 kw	5 546	141 740	118 830	1 519 284
8501340000	Motor dc, Generator dcan output > 375 kw	4 385	153 784	83 558	1 721 040
8501401100	Motors AC, single-phase ofan output ? 1 kw	499 706	3 721 470	1 569 950	11 364 319
8501401900	Other motor AC, single-phase ofan output ? 1 kw	1 027 346	10 327 383	2 503 776	26 650 347
8501402100	Motor AC, single-phase ofan output > 1 kw	2 497	43 499	71 329	665 838
8501402900	Oth AC motors, single-phase ofan output > 1 kw	152 398	1 404 414	396 400	4 809 156
8501511100	Motor ac, multi-phase ofan output ? 750 w	14 026	384 475	79 602	949 081
8501511900	Other motor ac, multi-phase ofan output ? 750 w	109 700	1 003 156	1 044 724	5 442 848
8501521100	Motor ac, multi-phase of750 w < an output ? 1 kw	150 009	159 044	10 123	99 406
8501521900	Other motor ac, multi-phase of750 w < an output ? 1 kw	231 194	1 171 810	1 606 455	6 614 727
8501522100	Motor ac, multi-phase of1 kw < an output ? 37.5 kw	67 876	336 492	238 410	1 326 533
8501522900	Other motor ac, multi-phase of1 kw < an output ? 37.5 kw	637 881	6 291 507	2 229 376	16 836 724

**I.3. IM POR M ENURUT KOM ODITI / IM PORT BY HS COM M ODITY**  
**\*\*\* AGUSTUS/ AUGUST 2014 \*\*\***

H S	Uraian Komoditi Commodity Description	Berat Bersih / Net Weight (Kg)		Nilai / Value C.I.F (US\$)	
		Bulan ini Current Month	Kumulatif Cum.Jan. to date	Bulan ini Current Month	Kumulatif Cum.Jan. to date
8501523100	Motor ac, multi-phase of an output > 37.5 kw	6 676	229 229	24 056	639 194
8501523900	Other motor ac, multi-phase of an output > 37.5 kw	115 811	1 316 656	724 845	5 310 674
8501530000	Motor ac of an output > 75 kw	293 175	4 902 317	4 479 586	28 350 082
8501611000	Generator ac of an output ? 12.5 kva	245 229	1 033 562	748 801	2 872 528
8501612000	Generator ac of an output > 12.5 kva	110 931	2 521 869	246 629	33 216 848
8501621000	Generator ac of 75 kva < an output ? 150 kva	46 475	329 794	138 620	948 711
8501629000	Generator ac of 150 kva < an output ? 375 kva	49 636	249 265	275 228	1 100 614
8501630000	Generator ac of 375 kva < an output ? 750 kva	16 912	546 071	128 069	10 829 748
8501640000	Generator ac of an output > 750 kva	163 689	977 681	1 484 485	11 722 094
8502110000	Electric generating sets & rotary conv.of an output < 75 kva	693 795	5 394 772	4 950 069	26 122 894
8502121000	Electric generating sets & rotary conv.75 kva< an output ? 125 kva	287 260	1 759 513	1 441 437	8 068 244
8502122000	Electric generating sets & rotary conv.125 kva < an output ? 375 kva	430 150	3 233 126	2 468 043	24 608 690
8502131000	Electric generating sets & rotary conv.of an output > 12500 kva	86 574	1 332 900	934 691	17 403 298
8502139000	Oth. elect generating sets&rotary conv.of an output > 12500 kva	1 526 561	12 899 848	20 148 769	184 463 657
8502201000	Generating sets with spark-ignit interncombust piston output ? 75 kva < output	936 057	7 970 032	2 796 418	19 168 687
8502202000	Generating sets with spark-ignit interncombust piston 75 kva < output	69 658	529 138	55 722	430 018
8502203000	Generat sets with spark-ignition interncombust pist 100 kva < output	67 952	1 124 331	1 724 251	29 428 069
8502204100	Generat sets with spark-ignition interncombust piston output > 12500 kva	1 355	2 955	446 400	447 347
8502204900	Oth. gnrating sets with spark-ign interncombust piston output > 12500 kva	241 811	4 001 536	551 757	11 155 464
8502311000	Oth generating sets wind-powered of an output ? 10000 kva	0	8 926	0	132 731
8502312000	Oth generating sets wind-powered of an oan output > 10000 kva	0	3 468	0	36 767
8502391000	Oth generating sets not wind-powered of an output ? 10 kva	244 730	9 533 820	9 060 718	74 406 129
8502392000	Oth generating sets not wind-powered of 10 kva < output ? 10000 kva	48 097	575 755	784 477	10 658 210
8502393100	Oth generating sets not wind-powered of an output > 12500 kva	0	207 375	0	4 826 409
8502393900	Oth generating sets not wind-powered of an output > 10000 kva	9 427	319 693	104 801	6 826 222
8502400000	Electric rotary converters	2 395	84 157	47 961	2 302 122
8503001000	Parts used in manufacture elct.motor, generator of output>10000 kva	58 865	934 023	1 021 305	11 802 888
8503009000	Oth parts in manufacture electric motor generator of outputs>10000 kva	443 218	6 319 959	4 446 053	53 308 696
8504100000	Ballasts, for discharge lamps or tubes	199 378	1 738 265	1 332 001	10 112 222
8504211000	Step-voltage regulators;instrument transformer with a power handling capacity > 10 kva	8 545	171 205	193 672	2 103 893
8504219200	Liquid dielect transformer with handlingcap>10kva and high side voltage > 66 kv	150 086	419 320	730 230	3 207 570
8504219300	Liquid dielect transformer with handlingcap>10kva and 66 kva<high side voltage > 66 kv	13 427	24 564	31 757	220 817
8504219900	Oth Liquid dielectric transformerhandling capacity ? 650 kva	331 612	1 062 536	3 512 658	19 751 864
8504221100	Step-voltage regulators of high sidevoltage 66 kv or more	38 490	115 693	406 970	811 485
8504221900	Step-voltage regulator of a high sidevoltage < 66 kv	107 905	422 974	135 627	3 151 040
8504229200	Oth stepvoltage regltor of a high side110 kv<voltage? 650 kv	0	45 245	0	695 252
8504229300	Oth stepvoltage regltor of a high side66 kv < voltage ? 110 kv	0	1 057	0	65 450
8504229900	Oth stepvoltage regltor of a high side650 kv < voltage ? 10000 kv	39 237	645 156	177 119	3 512 290
8504231000	Liquid dielectric transformers, powerhandling capacity ? 15000 kv	129 043	1 757 708	708 037	14 961 135
8504232100	Liquid dielectric transformers, power15000 < handling capacity ? ; > 10000 kv	0	361 079	0	1 985 309
8504232200	Liquid dielectric transformers, power20000 < handling capacity ? ; > 10000 kv	0	209 815	0	1 585 571
8504232900	Oth liquid dielectric transformerspower handling capacity > 30000 kv	267 966	2 653 576	1 096 538	16 661 068
8504311100	Instrument potential transformer withrating voltage ? 110 kv	92 865	145 710	565 016	1 425 335
8504311300	Instrument potential transformer with1 kv ? rating voltage < 66 kv	2 138	3 923	14 645	33 275
8504311900	Oth.instrument potential transformer	54 331	524 195	375 055	5 983 779
8504312100	Ring current tranformers with voltagerating ? 110 kv	6 902	91 884	96 258	1 188 718
8504312200	Oth ring current transformers	3 334	793 483	33 480	1 641 338
8504312300	Instrument current tranformers with66 kv ? rating voltage < 110 kv	7 900	10 588	64 800	193 627
8504312400	Instrument current tranformers with1 kv ? rating voltage < 66 kv	244	54 971	5 640	1 364 393
8504312900	Oth instrument current tranformers with	15 439	181 382	232 067	1 652 405
8504313000	Flyback transformer power handlingcapacity ? 1 kva	28 985	200 827	232 293	1 768 751
8504314000	Intermediate frequency transformerpower handling capacity ? 1 kva	60 836	328 477	1 086 228	4 287 236
8504319100	Oth transformers of kind used toys,scaleor similar recreational models	13 822	93 045	88 850	1 143 131
8504319200	Oth machting transformer havingpower handling capacity ? 1 kva	35 252	239 803	324 249	2 382 551
8504319910	Step up/down transformer,slide regulatorstabilizer handling capacity > 1 kva	63 113	1 018 594	867 574	10 568 031
8504319990	Oth transformers having power handlingcapacity ? 1 kva	164 293	844 925	1 471 027	9 297 219
8504321100	Matching transformers, power handling1 kva < capacity ? 5 kva	1 429	14 093	19 274	862 142
8504321900	Oth matching transformers, pwr handling1 kva < capacity ? 5 kva	94	76 662	3 643	1 554 720
8504322000	Oth transformers of kind used toys,scalesmlar recr'nl models 1 kva < capacity > 5 kva	20 744	20 946	46 650	50 602
8504323000	Oth matching transformers minimum freq.3 mhz & power handling capacity > 5 kva	622	2 303	8 514	34 056
8504324100	Matching transformers of power handling5 kva < capacity ? 10 kv;	4 955	36 664	83 465	793 988
8504324900	Oth matching transform'r of pwr handling5 kva < capacity ? 10 kv;	7 109	18 052	76 798	1 112 068
8504325100	Matching transformers, power handling10 kva < capacity < 16 kva	0	9 135	0	461 784
8504325900	Oth matching transfmrs, power handling10 kva < capacity < 16 kva	4 849	68 425	143 982	1 428 108

I.3. IM POR M ENURUT KOM ODITI / IM PORT BY HS COM M ODITY

\*\*\* AGUSTUS/ AUGUST 2014 \*\*\*

H S	Uraian Komoditi Commodity Description	Berat Bersih / Net Weight (Kg)		Nilai / Value C.I.F (US\$)	
		Bulan ini Current Month	Kumulatif Cum.Jan. to date	Bulan ini Current Month	Kumulatif Cum.Jan. to date
8504331100	Matching transform.side voltage? 66kv	162	210	356	9 539
8504331900	Oth matching transfmrs high s-volt? 66kv16 kva < capacity ? 500 k	788	23 977	32 165	464 973
8504339100	Matching transformers power handling16 kva < capacity ? 500 kv	880	32 154	15 946	341 815
8504339900	Oth matching transformers power handling16 kva < capacity ? 500	3 395	297 945	45 852	1 853 396
8504341100	Matching transform.side voltage ? 66 kv10000 kva <power cap ? 1	0	2 812	0	23 526
8504341200	Oth matching transformerspower capaity > 500 kva	38 994	118 627	294 913	694 594
8504341300	Oth matching transform.side volt < 66 kv10000 kva <power cap ?	0	834	0	33 000
8504341400	Oth instrum transform. side voltage<66kvpower capacity> 15000 k	0	171 525	0	1 535 979
8504342300	Oth instrument transform. with high sidevoltage ? 66 kv	3	2 056 550	40	14 235 942
8504342400	Matching transformer hav'g a powerhandling capacity >15000 kva	0	1 012	0	2 113
8504342900	Oth instrument transformer hav'g a powerhandling capacity >1500	5 624	799 583	57 770	3 089 386
8504401100	Uninterrupted power supplies (ups)	459 833	3 835 824	4 328 000	37 408 243
8504401900	Other uninterruptud power supplies	165 332	1 957 818	3 451 800	31 409 249
8504402000	Battery chargers having a rating>100 kva	48 498	839 174	389 594	7 371 836
8504403000	Other rectifiers	22 560	344 743	1 260 292	11 536 768
8504404000	Inverters	93 849	631 714	2 753 651	18 582 811
8504409000	Other static converter for automaticdata processing machines&ur	499 305	3 083 409	6 818 094	57 202 855
8504501000	Inductors for power supply for automaticdata process mach&unit	173 500	553 995	2 388 332	13 767 219
8504502000	Chip type fixed inductors	31 967	268 759	1 234 067	10 595 985
8504509300	Other inductors, with power handlingcapacity ? 2500 kva	21 788	141 199	1 010 299	5 950 080
8504509400	Other inductors, with power handling2500 kva < capacity ? 10000	55	2 889	6 107	65 010
8504509500	Other inductors, with power handlingcapacity > 10000 kva	11 320	33 441	41 423	515 186
8504901000	Parts of goods of subheading 8504.10	8 263	20 403	67 267	204 649
8504902000	Parts of printed circuit assmb good subheading 85044011,850440	14 185	261 914	445 595	5 611 832
8504903100	Radiator panel,flat tube radiator assembfor distrib&power transfo	87 531	626 868	271 796	1 633 621
8504903900	Oth part of electrical transformers ofa capacity ? 10,000 kva	8 803	3 508 071	232 211	7 757 136
8504904100	Radiator panel,flat tube radiator assembfor distrib&power transfo	898	188 020	19 060	1 417 345
8504904900	Oth radiator panel a capacity >10000 kva	0	10 464	0	188 452
8504905000	Other, for inductors of capacity ? 2500kva	2 175	31 960	18 775	95 193
8504906000	Other, for inductors of capacity > 2500kva	356	1 909	2 066	35 301
8504909000	Other parts of electrical transformers,static converters & inductor	580 273	3 624 655	4 293 799	34 642 918
8505110000	Permanent magnet of metal	820 604	5 676 457	6 094 444	37 372 145
8505190000	Permanent magnet not of metal	564 729	4 406 963	2 984 447	20 652 211
8505200000	Electro magnetic couplings, clutches andbrakes	45 270	361 589	591 834	4 767 197
8505900000	Other electro magnetic including parts	73 364	897 346	1 332 103	13 701 686
8506101000	Manganese dioxide having external volume?300 cm3 of primary c	29 648	311 078	156 685	3 351 569
8506109000	Manganese dioxide having external volume> 300 cm3 of primary	113 044	1 586 557	836 177	11 861 532
8506300000	Mercuric oxide of primary cell/batteries	1	10	35	229
8506400000	Silver oxide of primary cell/batteries	6 094	63 849	788 840	5 773 113
8506500000	Lithium of primary cell/batteries	65 981	394 024	5 050 684	28 598 073
8506601000	Air-zinc of primary cell/batterieshaving an external volume ? 300 c	0	28	0	30 770
8506609000	Air-zinc of primary cell/batterieshaving an external volume > 300 c	2 742	31 602	96 186	939 284
8506801000	Zinc carbon, having an externalvolume ? 300 cm3 of primary cell/k	0	21	0	7 234
8506802000	Zinc carbon, having an externalvolume > 300 cm3 of primary cell/k	40	8 089	4 880	582 134
8506809100	Other primary cell/batterieshaving an external volume ? 300 cm3	4 316	79 229	60 351	909 539
8506809900	Other primary cell/batterieshaving an external volume > 300 cm3	111 738	975 921	3 375 979	27 233 399
8506900000	Parts of primary cells/batteries	108 279	757 398	1 362 511	11 181 572
8507101000	Lead-acid, for starting piston enginea kind used for aircraft	2 429	4 965	312 049	929 496
8507109200	Lead-acid, for starting piston engineused not for aircraft of height	63 208	73 192	342 822	556 375
8507109300	Lead-acid, for starting piston engineused not for aircraft of height	325 054	2 955 520	949 204	10 011 381
8507109900	Oth lead-acid, for start piston engineused not for aircraft of heigh	294 273	1 955 417	806 856	5 860 053
8507201000	Oth lead-acid accumulator of a kind usedfor aircraft	10 022	52 597	28 863	295 763
8507209100	Oth lead-acid accumulator of a kind used13 cm < height ? 23 cm	96 070	140 482	358 927	565 478
8507209200	Oth lead-acid accumulator of a kind useda height > 23 cm	593 416	4 936 841	2 149 692	16 912 705
8507209300	Oth lead-acid accumulator of a kind usednot for aircraft 13 cm < h	62	6 296	360	112 694
8507209900	Oth lead-acid accumulator of a kind usednot for aircraft a height >	1 608 813	8 651 395	5 960 913	35 218 117
8507301000	Nickel-cadmium of a kind used foraircraft	293	2 429	2 584	53 735
8507309000	Other nickel-cadmium of a kind used foraircraft	7 866	168 014	585 255	2 545 931
8507409000	Oth nickel-iron of a kind used foraircraft	234	18 904	1 522	263 657
8507500000	Nickel metal hydride	18 151	86 584	697 828	2 699 194
8507601000	Lithium ion accumulators of a kind usedlaptops includ notebook, s	575	8 731	62 574	583 167
8507609000	Other lithium ion accumulators	52 735	387 050	1 626 241	13 688 127
8507801000	Oth accumulator of a kind used foraircraft	50	543	11 814	258 966
8507809100	Other accumulator of a kind used forlaptops including notebook, s	113	2 469	7 460	33 263

I.3. IM POR M ENURUT KOM ODITI / IM PORT BY HS COM M ODITY

\*\*\* AGUSTUS/ AUGUST 2014 \*\*\*

H S	Uraian Komoditi Commodity Description	Berat Bersih / Net Weight (Kg)		Nilai / Value C.I.F (US\$)	
		Bulan ini Current Month	Kumulatif Cum.Jan. to date	Bulan ini Current Month	Kumulatif Cum.Jan. to date
8507809900	Other accumulator of a kind used not for laptops including notebook	360 761	2 948 695	583 448	6 447 779
8507901100	Plates of goods of other electric accumulators, include separators t	0	26 578	0	73 941
8507901900	Other of plate	245	14 652	12 172	279 619
8507909100	Other parts of a kind used for aircraft	0	18	0	9 426
8507909200	Battery separators, ready for use of material other than poly/ vinyl c	130 253	996 538	843 899	6 031 202
8507909300	Part of goods of electric accumulator include separators thereor, w	3 764	26 884	89 322	738 302
8507909900	Oth part of electric accumulator include separators thereor, wheth	152 584	726 179	801 517	4 457 446
8508110000	Vacuum cleaner with self-contain elcmtra power ? 1500 w, capacit	120 504	1 203 478	638 676	6 037 483
8508191000	Oth vacuum cleaners with self-contained elc.mtr a kind suitable for	38 977	155 591	94 816	609 950
8508199000	Oth vacuum cleaners not for domestic use	21 184	108 290	227 021	998 781
8508600000	Other vacuum cleaners	74 074	457 773	807 400	4 345 563
8508701000	Parts of vacuum cleaners capcty ? 20 lor a kind suit.for domestic u	5 362	23 626	61 313	324 780
8508709000	Other parts of vacum clean capcty ? 20 lor a kind suit.for domestic	7 697	63 603	46 178	540 759
8509400000	Food grinder& mixer, fruit/vegetable juice extract with self-containe	278 348	2 619 365	1 636 637	15 086 261
8509801000	Floor polishers with self-contained electric motor	11 966	122 501	49 658	619 269
8509802000	Kitchen waste disposer with self-contained electric motor	0	936	0	23 708
8509809000	Oth electro-mechanic domestic appliances with self-contained elec	25 832	243 868	165 365	1 440 403
8509901000	Part of goods of floor polishers	1 370	71 494	2 301	198 292
8509909000	Other parts elect. mechanical domestic appliance, with self-cont.e	442 806	3 290 308	1 219 051	9 499 190
8510100000	Shavers, with self-contained electric motor	20 686	130 485	65 124	751 629
8510200000	Hair clippers, with self-contained electric motor	15 241	63 431	130 756	751 113
8510300000	Hair-removing appliances, with self-contained electric motor	1 801	6 065	10 167	152 870
8510900000	Parts of shavers, hair clippers with self-contained electric motor	10 837	104 584	848 200	7 908 320
8511101000	Sparking plugs suitable for aircraft engines	2 981	3 908	165 130	263 161
8511102000	Sparking plugs suitable for motor vehicles engines	19 683	124 430	299 925	1 862 362
8511109000	Other sparking plugs	15 155	294 099	369 329	4 756 990
8511201000	Ignition magnetos, magneto-dynamos, magnetic flywheels for aircr	1 235	6 907	24 711	193 058
8511202100	Ignition magnetos, magneto-dynamos, magnetic flywheels unasser	14 827	224 143	165 937	1 709 693
8511202900	Oth ignition magnetos, magneto-dynamos, magnetic flywheels	38 795	330 255	365 246	3 455 265
8511209100	Oth ignition magnetos, magneto-dynamos, magnetic flywheels un	9 074	41 446	391 118	2 080 446
8511209900	Oth ignition magnetos, magneto-dynamos, magtic flywheel not for	4 407	126 273	96 885	1 468 801
8511303000	Other distributors; ignition coils a kind suitable for aircraft/vehicle	13 148	94 506	228 923	1 470 517
8511304100	Unassembled oth.distributor/ignition coil a kind suit. for aircraft/veh	16 676	285 362	333 681	7 008 780
8511304900	Unassembled distributors/ignition coil	67 656	507 555	1 238 931	10 129 916
8511309100	Unassembled distributors/ignition coil a kisuit. not for aircraft/vehic	0	299	0	2 033
8511309900	Oth unassembled distributors/ignition coils suitable not for aircraft/v	43 417	421 837	674 644	6 916 308
8511401000	Starter motors & dual purpose starter generator of a kind used air	271	2 359	13 377	200 045
8511402100	Other unassembled starter motors for engine vehicle of car, transp	4 752	25 297	73 392	298 814
8511402900	Oth starter motors & dual purpose starter generators	10 561	105 588	59 807	1 312 358
8511403100	Assembled starters motor for engine of vehicles of tractors	1 201	9 710	24 904	245 375
8511403200	Assembled starters motor for engine of vehicles of car transport pe	272 427	2 326 394	3 194 470	27 196 299
8511403300	Assembled starters motor for engine of vehicles of special cars	5 692	23 719	87 881	404 612
8511409100	Other starter motor for engine of transpcars person/goods, spesial	411	5 636	8 212	58 625
8511409900	Other starter motor assembled	60 554	931 941	1 045 276	11 925 114
8511501000	Other generator of a kind used for aircraft engines unassembled	633	1 441	3 232	7 607
8511502100	Other generators unassembled for vehicle engine of car, transport	2 294	4 193	11 496	29 909
8511502900	Other unassembled alternators	5 305	107 402	51 244	371 473
8511503100	Assembled alternators for engine vehicle tractors	812	4 901	19 218	138 427
8511503200	Assembled alternators for engine vehicle transportation for perso	356 962	2 917 874	3 193 348	28 570 880
8511503300	Assembled alternators for engine vehicle of special purpose motor	8 296	76 108	36 881	597 519
8511509100	Other generators for engine vehicle of transportat'n person/goods	199	18 528	27 304	215 547
8511509900	Other generators	113 779	669 768	1 712 486	11 097 095
8511801000	Other equipment of electrical ignition a kind used for aircraft	25	636	929	10 001
8511802000	Other equipment of electrical ignition a kind used for motor vehic	172 787	1 223 924	1 566 998	10 125 172
8511809000	Other equipment of electrical ignition	50 020	407 257	395 053	2 588 578
8511901000	Parts of goods of elect ignition for use aircraft engines	127	7 539	90 976	173 950
8511902000	Parts of goods of elect ignition for use vehicle engine	391 373	3 108 511	5 356 765	45 861 883
8511909000	Parts of goods of elect ignition for use not for aircraft or vehicle en	24 357	539 107	358 456	3 645 466
8512100000	Lighting/visual signalling equipment of a kind used on bicycles	25 669	143 103	571 538	1 769 295
8512202000	Unassembled lighting/visual signaling equipment	149 633	1 240 269	2 421 511	24 089 381
8512209100	Other lighting/visual signalling equip.for motorcycles	11 581	394 544	23 362	1 484 570
8512209900	Other lighting/visual signalling equip.	519 943	4 356 309	7 421 226	63 251 043
8512301000	Horns and serenes, assembled	67 989	480 346	318 349	2 940 930
8512302000	Unassembled sound signalling equipment	40 096	366 255	1 218 941	10 986 594

**I.3. IM POR M ENURUT KOM ODITI / IM PORT BY HS COM M ODITY**  
**\*\*\* AGUSTUS/ AUGUST 2014 \*\*\***

H S	Uraian Komoditi Commodity Description	Berat Bersih / Net Weight (Kg)		Nilai / Value C.I.F (US\$)	
		Bulan ini Current Month	Kumulatif Cum.Jan. to date	Bulan ini Current Month	Kumulatif Cum.Jan. to date
8512309100	Other sound signal equip.obstacle detectdevice for vehicles	1 083	28 579	26 330	574 466
8512309900	Other sound signalling equipment	10 532	132 147	183 435	3 200 964
8512400000	Windscreen wiper, defroster & demisters	672 538	1 804 691	1 220 648	11 961 154
8512901000	Parts of goods of lighting or vis. light	11 367	79 943	116 732	730 795
8512902000	Parts of goods of lighting, sound signalor windscreen wpers, defro:	184 360	1 260 481	3 659 837	28 078 990
8513101000	Miners helmet lamps	528	116 442	21 796	1 981 352
8513102000	Quarrymens lamps	21 763	33 954	39 001	60 321
8513109000	Other portable electirc lamps	1 119 707	8 764 609	2 378 251	19 918 421
8513901000	Part of portable elect lamp of miner'shelmet or quarrymen'slamp	0	66	0	2 311
8513903000	Parts of flashlights reflectors; switchsliders of plastics	10 030	121 729	38 373	407 955
8513909000	Oth part of portable elect lamp designed	97 423	883 639	213 926	1 957 440
8514100000	Resistance heated furnaces and ovens	101 979	855 617	1 166 116	13 351 662
8514202000	Electric furnaces or ovens for the mnfcrof printed circuit board/as:	3 262	21 080	77 756	486 255
8514209000	Oth furnaces/oven function by inductionor dielectric loss	64 993	1 813 447	1 879 067	16 524 091
8514302000	Oth elect furnace/oven for the manufactrof printed circuit board/:	1 581	102 991	47 762	2 743 006
8514309000	Other furnaces and ovens	193 628	4 569 758	2 250 675	13 150 031
8514400000	Oth equipment for the heat treatment ofmaterials by induction/di	39 350	670 032	2 149 893	15 577 041
8514902000	Part of industrial/laboratory electricfurnaces/ oven for manufact.o	207 816	377 368	183 521	1 145 547
8514909000	Other industrial/lab.elec. furnaces andovens incl.by induction or d	146 906	2 270 375	668 727	10 181 783
8515110000	Soldering irons and guns	10 925	154 691	28 825	450 422
8515191000	Mach and app for soldering component onPCB/ printed wiring boa	2 753	49 151	227 424	1 983 702
8515199000	Other brazing/ soldering machines andapparatus	22 420	335 664	187 004	7 083 350
8515210000	Mach and app for resistance welding ofmetal, fully or partly autor	24 932	2 178 982	960 132	24 903 720
8515290000	Mach and app for resistance welding ofmetal, non-automatic	975 169	1 795 696	210 886	6 190 585
8515310000	Mach and app for arc welding of metal,fully or partly automatic	605 923	1 221 867	22 294 499	27 512 280
8515391000	AC arc welders, transformer type,non- automatic	16 926	247 857	86 106	1 217 912
8515399000	Oth machine and apparatus for arcwelding of metals, not automat	246 261	1 971 894	2 237 603	13 053 359
8515801000	Electric mach & app for hot spraying of metals/sintered metal cart	16 829	103 358	113 423	870 517
8515809000	Oth electric mach & app for hot spraying of metals/sintered metal	80 958	436 953	1 552 027	6 365 642
8515901000	Parts of AC arc welder, transformer type	50 841	402 245	2 005 959	3 095 819
8515902000	Part of mach&app for soldering componenton PCB/ printed wiring	1 925	31 146	87 234	1 180 051
8515909000	Oth electric machines & apparatus	99 417	1 134 706	1 383 079	17 521 839
8516101010	Water dispenser fitted w/ solely waterheater for domestic use	119 386	1 412 080	697 036	7 781 002
8516101090	Water dispenser fitted w/ solely waterheater for other use	189 709	1 663 780	1 092 972	11 350 077
8516103000	Electric immersion water heaters	8 110	62 015	10 059	208 037
8516210000	Storage heating radiators	1 627	2 010	3 150	7 535
8516290000	Oth electric space heating apparatusand electric soil heating appai	1 284	44 711	29 971	629 761
8516310000	Hair dryers	33 125	131 241	388 929	1 472 267
8516320000	Other hair-dressing apparatus	22 950	215 984	118 683	1 614 853
8516330000	Hand-drying apparatus	8 504	43 912	73 362	808 042
8516401000	Elect. smoothing irons of kind designedto use steam from the indu	3 590	63 154	21 042	313 412
8516409000	Other electric smoothing irons	49 710	444 650	545 435	3 842 019
8516500000	Microwave ovens	123 146	818 595	587 911	3 967 102
8516601000	Rice cookers	955 350	8 185 517	4 240 189	37 522 220
8516609000	Oth ovens; cookers,cooking plates,boiling rings,grillers & roasters	102 100	1 275 458	648 872	6 026 959
8516710000	Coffee/tea makers	16 928	224 185	406 651	3 087 373
8516720000	Toasters	18 299	307 303	98 978	1 769 567
8516791000	Kettles	24 595	200 431	145 110	998 806
8516799000	Other electro-thermic appliances	120 269	1 319 812	930 219	9 386 199
8516801000	Elect heatin resistor for type-foundingor type-setting mach;for ind	519	14 923	22 344	499 831
8516803000	Elect heatin resistor for type-founding/ type-setting mach;for dom	30 854	272 632	316 024	2 719 240
8516809000	Other electric heating resistors	39 894	404 077	678 824	6 129 793
8516902100	Sealed hotplates for domestic appliances	12 943	59 886	16 639	110 944
8516902900	Sealed hotplates for other appliances	243 613	2 088 180	469 760	4 425 911
8516903000	Parts of electric instantaneous/ storagewater heaters & immersion	107 842	950 271	274 371	2 578 136
8516904000	Part of electric heatin resstor for typefounding/ type-setting mach	148	4 442	13 242	65 870
8516909000	Oth part of electric heating resstor for type-founding/ type-setting i	359 467	3 136 437	2 816 803	27 912 045
8517110000	Line telephone set with cordless handset	3 158	25 764	122 574	888 263
8517120000	Telephones for cellular networksor for other wireless networks	1 052 560	8 857 673	204 302 848	1 989 712 982
8517180000	Other telephone sets	15 189	208 912	698 631	4 921 149
8517610000	Base stations	423 994	3 317 209	78 519 899	350 557 240
8517621000	Radio transmitters/ receivers for simult.interpretaion at multilingual	11	43 736	1 994	1 444 712
8517622100	Control & adaptor units, incl. gateways,bridges and routers	275 576	631 421	10 211 654	30 137 607
8517622900	Oth control & adaptor units, includinggateways,bridges and router	57 810	187 406	24 843 550	46 468 506

I.3. IM POR M ENURUT KOM ODITI / IM PORT BY HS COM M ODITY

\*\*\* AGUSTUS/ AUGUST 2014 \*\*\*

HS	Uraian Komoditi Commodity Description	Berat Bersih / Net Weight (Kg)		Nilai / Value C.I.F (US\$)	
		Bulan ini Current Month	Kumulatif Cum.Jan. to date	Bulan ini Current Month	Kumulatif Cum.Jan. to date
8517623000	Telephonic or telegraphic switching apparatus	92	31 542	968	1 313 013
8517624100	Modems including cable modems and modem cards	48 193	237 750	2 274 533	16 576 524
8517624200	Concentrators or multiplexers	8 711	156 639	814 272	27 702 020
8517624900	Oth app for carrier-current line system or for digital line systems	3 224	94 735	2 150 461	56 948 930
8517625100	Wireless LANs	10 747	434 779	287 687	28 795 878
8517625200	Transmission/reception app for simult.interpretaion at multilingual	0	572	0	43 973
8517625300	Oth transmission apparatus for radio-telephony/radio-telegraphy	44 471	646 647	5 175 104	293 159 227
8517625900	Oth transmission app incorporating reception apparatus; others	519	6 974	131 070	2 079 823
8517626100	Oth transmission apparatus for radio-telephony/radio-telegraphy	154	16 153	27 728	3 014 790
8517626900	Oth transmission apparatus for radio-telephony/radio-telegraphy;	230	12 209	58 555	2 079 035
8517629100	Portable receiver for call,alert/paging and paging alert devices, incl	0	1 013	0	112 683
8517629200	Portable receiver for radio-telephony or radio-telegraphy	30	424	355	9 533
8517629900	Other portable receivers	13 931	117 133	1 936 349	21 837 728
8517690000	Other apparatus for transmission or reception of voices; others	2 091	190 301	200 973	3 859 156
8517701000	Parts of control and adaptor units including gateways, bridges, rou	38 658	140 540	1 362 632	13 386 604
8517702100	Parts of cellular telephones	43 226	238 657	3 028 568	10 887 317
8517702900	Oth parts of control and adaptor units including gateways, bridges,	25 362	300 760	903 120	14 872 335
8517703100	Oth PCB of goods for line telephony or line telegraphy; assembled	2 968	34 964	618 808	7 866 581
8517703200	Oth PCB of goods for radio-telephony or radio-telegraphy; assembl	268	2 540	151 718	329 875
8517703900	Oth printed circuit board; assembled	130 122	901 695	14 868 807	70 877 080
8517704000	Aerials/ antennae used w/ app. for radio-telephony or radio-telegr.	79 448	614 094	988 465	12 092 053
8517709100	Oth aerials/ antennae of goods for line telephony or line telegraphy	3 986	37 839	256 619	2 673 679
8517709200	Oth aerials/ antennae of goods for radio-telephony or radio-telegr.	4 665	1 413 994	901 810	75 015 535
8517709900	Other aerials or antennae	164 506	2 001 430	12 649 998	361 315 728
8518101100	Microphones having a frequency range of 300 hz to 3.4 khz	2 045	15 017	78 752	637 241
8518101900	Other microphones, whether or not with their stands	31 328	333 574	181 528	2 649 740
8518109000	Other microphones	25 374	188 666	819 260	5 540 381
8518211000	Box type of single loudspeakers, mounted in their enclosures	30 556	458 266	607 935	6 918 572
8518219000	Oth type of single loudspeakers mounted in their enclosures	117 592	711 944	858 115	4 306 323
8518221000	Box type of multiple loudspeakers, mounted in their enclosures	149 029	997 893	1 339 740	5 388 223
8518229000	Oth type of multiple loudspeakers mounted in their enclosures	93 125	645 633	1 075 907	5 135 696
8518292000	Loudspeakers, without enclosure, having a freq 300 hz to 3.4 khz	6 962	201 627	86 379	1 152 636
8518299000	Oth loudspeakers, not mounted in their enclosure	776 400	5 135 650	4 038 612	27 653 622
8518301000	Headphones	17 363	189 054	613 806	3 331 227
8518302000	Earphones	57 936	271 805	362 728	2 188 985
8518304000	Line telephone handsets	311	3 133	24 688	93 372
8518305100	Oth combined microphone/ speaker set, for cellular/ wireless teleph	600	15 506	13 489	312 683
8518305900	Oth combined microphone/ speaker set, for other puprposes	1 786	18 674	4 149	394 237
8518309000	Other headphones and earphones, combined w/ microphone/spea	34 053	208 535	122 554	2 281 330
8518402000	Audio-freq elec. amplifier used as repeaters in line telephony	92	2 117	493	34 809
8518403000	Audio-freq elec. amplifier used as repeaters in oth than line teleph	435	1 251	33 586	124 047
8518404000	Oth audio-freq elec. amplifier, have 6 or more input signal line	3 401	19 797	108 915	1 264 652
8518409000	Other audio-freq elec. amplifier	95 277	763 468	482 568	4 893 283
8518501000	Elec. sound ampli. set having power rating of 240W or more	1 158	27 273	26 785	173 032
8518502000	Oth elec. sound amplifier w/ loudspeaker 50V <= voltage rating <=	0	1 619	0	72 116
8518509000	Oth electric sound amplifier	30 030	249 628	264 791	1 604 583
8518901000	Part of microphone, loudspeaker, telephone handset, audio-freq elec	177 899	2 189 735	579 913	5 740 054
8518902000	Part of oth audio-freq elec. amplifier, have 6 or more input signal li	1 091	18 201	146 311	509 169
8518903000	Part of single/ multiple loudspeaker	187 438	1 291 893	361 810	2 912 981
8518904000	Part of oth loudspeakers, not mounted in their enclosure	2	210 917	4	254 276
8518909000	Part of oth electric sound amplifier set	1 191 154	7 622 411	8 104 591	44 611 831
8519201000	Coins or disc operated record player	0	10	0	27 437
8519202000	Record player operated by others	0	4 260	0	19 268
8519300000	Turntables (record-decks)	0	8	0	2 895
8519500000	Telephone answering machines	0	196	0	3 623
8519811000	Pocket size cassette recorders, dimension not exceed 170 x 100 x 4.	0	1 078	0	128 292
8519812000	Cassette recorder, with ampli/ loudspeaker operating only w/ ext. sr	0	124	0	8 763
8519813000	Compact disc player	942	36 905	7 392	433 888
8519814900	Transcribing machines for other purposes	4 987	97 474	10 287	99 842
8519816100	Magnetic tape recorder incorp sound repro for cinematography or b	14	251	1 440	20 774
8519816900	Magnetic tape recorder incorp sound repro for other puprposes	0	21	0	1 600
8519817900	Oth sound reproducing app, cassette type, for other puprposes	1 854	9 203	18 323	240 121
8519819900	Oth sound recorder suitable for other puprposes	9 303	55 781	55 942	592 394
8519891100	Cinematographic sound reproducers for film of a width of less than	0	2 598	0	62 076

**I.3. IM POR M ENURUT KOM ODITI / IM PORT BY HS COM M ODITY**  
**\*\*\* AGUSTUS/ AUGUST 2014 \*\*\***

H S	Uraian Komoditi Commodity Description	Berat Bersih / Net Weight (Kg)		Nilai / Value C.I.F (US\$)	
		Bulan ini Current Month	Kumulatif Cum.Jan. to date	Bulan ini Current Month	Kumulatif Cum.Jan. to date
8519892000	Record-players with/without loudspeakers	0	493	0	2 525
8519899000	Cinematographic sound reproducers for other purposes	11 847	79 460	257 453	1 490 837
8521101000	Magnetic tape-type used in cinematography or TV broadcasting	97	2 573	5 198	72 900
8521109000	Magnetic tape-type used in other purpose	48	461	17 436	40 664
8521901100	Laser disc player used in cinematography or TV broadcasting	9	9 382	751	148 395
8521901900	Laser disc player used in other purpose	73 706	525 129	1 515 936	6 586 042
8521909100	Oth magnetic tape-type used in cinematography or TV broadcastin	7 630	31 869	73 592	503 987
8521909900	Oth magnetic tape-type used in other purposes	77 721	720 896	1 785 338	17 138 878
8522100000	Pick-up cartridges	746	4 841	27 861	214 239
8522902000	Printed circuit board assemblies for telephone answering machine	98	3 499	37 598	132 387
8522903000	PCB assemblies for cinematographic sound recorders or reproduce	15 792	144 490	688 183	4 923 472
8522904000	Audio/video tape decks and compact disc mechanisms	290 069	2 210 960	3 500 336	27 000 341
8522905000	Audio/video reproduction heads, magnetic type; magnetic erasing	7 186	31 609	55 641	574 236
8522909100	Oth parts & accessories of cinematographic sound recorders/ repro	10 949	116 949	173 230	1 653 561
8522909200	Oth parts of telephone answering machine	2 565	52 110	8 524	247 471
8522909300	Oth parts & accessories for sound/ audio recording/ reproducing (ma	238 305	1 908 361	10 753 861	61 614 962
8522909900	Oth parts & accessories for other sound or audio recording/ reprodu	185 921	1 754 076	7 309 146	64 433 636
8523211000	Magnetic media card, incorporating a magnetic stripe; unrecorded	9 209	53 324	221 438	1 204 834
8523219000	Magnetic media card, incorporating a magnetic stripe; recorded	1 991	17 079	616 691	4 400 828
8523291100	Magnetic computer tapes, width <= 4mm; unrecorded	111	1 991	6 418	24 257
8523291900	Other magnetic tapes, width <= 4mm; unrecorded	37	1 546	661	46 291
8523292100	Magnetic video tapes, width <= 4mm; recorded	3 805	27 861	5 315	35 290
8523292900	Magnetic tapes (oth than video tapes) width <= 4mm; recorded	0	630	0	31 006
8523293100	Magnetic computer tapes, 4mm < width <= 6,5mm; unrecorded	2	68	92	4 520
8523293300	Magnetic video tapes, 4mm < width <= 6,5mm; unrecorded	8 473	62 271	22 829	144 345
8523293900	Other magnetic tapes, 4mm < width <= 6,5mm; unrecorded	197	3 945	14 730	281 441
8523294100	Magnetic computer tapes, 4mm < width <= 6,5mm; recorded	2	12	36	277
8523294200	Magnetic tapes, 4mm < width <= 6,5mm; recorded, for cinematograp	1	9	5	4 627
8523294300	Oth magnetic video tapes, 4mm < width <= 6,5mm; recorded	440	456	5 563	8 177
8523294900	Oth magnetic computer tapes, 4mm < width <= 6,5mm; unrecorded	5	2 306	1 831	49 280
8523295100	Magnetic computer tapes, width > 6,5mm; unrecorded	261	1 322	38 389	152 728
8523295200	Magnetic video tapes, width > 6,5mm unrecorded	276	2 332	7 609	17 322
8523295900	Oth magnetic tapes, width > 6,5mm unrecorded	20 833	113 501	104 130	715 587
8523296100	Magnetic tapes width > 6,5mm; recorded for storage media	178	2 112	20 800	39 020
8523296200	Magnetic tapes width > 6,5mm; recorded for cinematography	0	8	0	1 718
8523296300	Oth magnetic video tapes, width > 6,5mm; recorded	0	136	0	334
8523296900	Oth magnetic tapes, width > 6,5mm; recorded, for other purposes	192	18 923	5 284	43 151
8523297100	Computer hard disc and diskette; unrecorded	1 845	164 374	10 819	347 064
8523297900	Other magnetic discs; unrecorded	19	146	814	8 609
8523298100	Magnetic disc for reproducing phenomena not sound/image for co	2 809	74 928	5 625	197 016
8523298300	Oth magnetic disc reproducing represent. by means of an auto. dat	0	197	0	54 966
8523298490	Other cinematographic films; magnetic	48	55	3 139	8 340
8523299100	Magnetic media oth than disc for computer use; unrecorded	2 042	12 935	17 304	305 408
8523299200	Magnetic media oth than disc for oth than computer use; unrecord	0	8	0	2 210
8523299300	Magnetic media oth than disc for computer use; recorded	650	41 368	12 422	1 133 103
8523299400	Magnetic media oth than disc for oth than computer use; recorded	545	2 054	270	1 007
8523299500	Oth magnetic media reprod. sound/image proprietary format storag	0	6 349	0	13 014
8523299900	Other magnetic media (not disc)	2 790	39 218	50 997	732 422
8523411000	Optical media, unrecorded, for computer use	2	261 248	3 650	1 013 160
8523419000	Optical media, unrecorded, for other use	0	13	0	3 637
8523491100	Disc for laser reading systems for reproducing phenomena not sou	13	192	20 100	47 435
8523491200	Educational, technical, scientific, historical/ cultural disc; sound only	42	92	3 695	22 611
8523491300	Other kind of disc; sound only	46	60	22 552	136 897
8523491400	Disc for laser reading system for repro. represent. of instruct, data, s	808	6 306	523 481	7 444 733
8523491910	Cinematographic film oth than newsreel, travelogues, and oth doc.	0	86	0	51 191
8523491990	Other cinematographic films; optical	11	441	64 455	187 757
8523499300	Oth disc for laser reading systems for reproducing others	1	2	1 845	1 857
8523499900	Oth disc for laser reading systems	145	4 339	164 905	787 014
8523511100	Solid-state non-volatile storage devices suitable for computer use; r	23 662	134 098	64 026	402 812
8523511900	Solid-state non-volatile storage devices for other use; unrecorded	5 874	31 770	317 363	1 262 142
8523512100	Solid-state non-volatile storage devices suitable for computer use; r	5 433	64 549	3 293 504	22 024 640
8523512900	Solid-state non-volatile storage devices for other use; recorded	25	1 146	1 372	18 729
8523513000	Solid-state non-volatile storage devices for repro. data, sound/ imag	263	3 681	204 330	5 174 440
8523519010	Cinematographic film oth than newsreel, and oth doc. films; semicc	51	80	22 177	24 290

**I.3. IM POR M ENURUT KOM ODITI / IM PORT BY HS COM M ODITY**  
**\*\*\* AGUSTUS/ AUGUST 2014 \*\*\***

H S	Uraian Komoditi Commodity Description	Berat Bersih / Net Weight (Kg)		Nilai / Value C.I.F (US\$)	
		Bulan ini Current Month	Kumulatif Cum.Jan. to date	Bulan ini Current Month	Kumulatif Cum.Jan. to date
8523519090	Other cinematographic film;semiconductor	59	2 565	36 009	604 569
8523520000	"Smart cards"	57 902	522 877	3 988 843	31 137 925
8523591000	Proximity cards and tags;semiconductor	2 477	17 668	25 182	248 955
8523592100	Oth semiconductor media,unrecorded,suitable for computer use	921	1 276	10 227	17 770
8523592900	Oth semiconductor media,unrecorded,for other use	2 165	9 981	22 070	139 941
8523593000	Oth semiconductor media,recordedreproducing phenomena not s	2	3	1 183	1 363
8523594000	Oth semiconductor media,recordedreproducing others	0	131	0	128 338
8523599000	Other semiconductor media	19	1 134	6 876	126 164
8523805100	Oth solid-state non-volatil storage dev.;unrecorded,for computer t	3 704	16 430	2 258 353	7 601 849
8523805900	Oth solid-state non-volatil storage dev.;unrecorded,for other use	0	30	0	1 932
8523809100	Oth solid-state non-volatil storage dev.;recorded,reprod. not soun	4	78	37	747
8523809200	Oth solid-state non-volatil storage dev.;recorded,reproducing othe	56 647	116 042	101 841	569 522
8523809900	Other solid-state non-volatilestorage device	1 488	6 283	39 709	216 969
8525500000	Transmission apparatus	333	10 064	47 814	2 435 497
8525600000	Transmission apparatus incorporatingreception apparatus	3 284	52 171	294 162	22 096 844
8525801000	Web cameras	15 047	113 680	151 416	2 346 009
8525803100	Video camera recorders,used inbroadcasting	139	8 647	15 426	169 455
8525803900	Video camera recorders,used inother purposes	58 548	289 335	779 159	7 373 442
8525804000	Television camera	21 131	124 108	380 502	3 784 477
8525805010	Pocket camera	35 803	347 219	2 380 196	15 974 230
8525805020	DSLR camera	2 962	59 472	761 298	9 538 710
8525805090	Other digital cameras	16 451	223 400	517 411	6 457 947
8526101000	Radar app.,ground based,use in civilaircraft,used solely on sea-goi	10 145	43 625	3 840 123	7 640 996
8526109000	Other radar apparatus	15 156	83 600	209 320	5 213 803
8526911000	Radio navigational aid app.,use in civilaircraft,used solely on sea-g	378	14 032	91 001	1 066 602
8526919000	Other radio navigational aid apparatus	1 345	34 329	116 826	3 502 674
8526920000	Radio remote control apparatus	39 737	222 897	951 724	5 445 033
8527131000	Oth radio broadcast receiver combined w/ sound recording/reproc	52 408	136 707	85 538	707 951
8527139000	Oth radio broadcast receiver combined w/ sound recording/reproc	727	20 862	8 105	494 055
8527191100	Portable reception app capable of planmanage&monitor the elect	0	20 185	0	25 379
8527191900	Reception app capable of plan,manage&monitor electromag spect	44	12 007	11 198	250 354
8527199100	Oth reception app.;portable	0	17 070	0	25 194
8527199900	Oth reception app.;not portable	0	258	0	13 113
8527210000	Radio-broadcast receiver,use ext sourcepower combined with sou	82 688	681 979	4 151 254	38 013 294
8527290000	Radio-broadcast receiver,use ext sourcepower not combined with	24 734	165 177	1 021 770	5 818 425
8527911000	Oth radio-broadcast receiver,ext sourcepower combined w/ sounc	0	1 116	0	24 468
8527919000	Oth radio-broadcast receiver,ext sourcepower comb. w/ sound rec	69 163	478 435	494 390	4 552 208
8527921000	Oth radio-broadcast receiver,ext sourcepower combined w/ a cloc	0	4 382	0	65 303
8527929100	Oth radio-broadcast receiver;not portablecomb. w/ a clock,mains c	0	1 040	0	33 034
8527929900	Oth radio-broadcast receiver;not portablecomb. w/ a clock,operat	0	164	0	6 406
8527991000	Oth radio-broadcast receiver,ext sourcepower combined w/ other	0	1	0	936
8527999100	Oth radio-broadcast receiver;not portablecomb. w/ others,mains o	0	12 629	0	169 744
8527999900	Oth radio-broadcast receiver;not portablecomb. w/ others,operate	13	814	3 061	38 692
8528411000	Colors cathode-ray tube monitor,used inautomatic data processing	35	3 130	780	98 321
8528412000	B/W cathode-ray tube monitor,used inautomatic data processing	19	6 323	480	21 157
8528491000	Oth color cathode-ray tube monitor,usedin automatic data proces	415	128 539	9 162	560 286
8528492000	Oth B/W cathode-ray tube monitor,usedin automatic data proces	36	1 259	6 617	129 030
8528511000	Projection type flat panel display unitused in automatic data proce	2 796	139 983	24 991	3 519 008
8528512000	Oth projection type flat panel displayunits, color	226 571	2 092 523	5 036 012	35 458 627
8528513000	Oth projection type flat panel displayunits, B/W	183	13 247	2 363	352 958
8528591000	Other monitor, colour	27 191	297 555	1 987 597	16 424 769
8528592000	Other monitor, B/W	122 657	582 337	150 944	898 094
8528611000	Projector,flat panel display type use inautomatic data processing s	5 426	37 937	386 391	2 214 571
8528619000	Oth projector,flat panel display type,used in automatic data proce	31 194	125 714	1 348 829	9 633 165
8528691000	Oth projector,have capability ofprojecting on a screen >=300 inch	60	604	2 919	52 088
8528699000	Oth projector,have capability ofprojecting on a screen <300 inches	4 534	38 252	116 550	2 284 471
8528711100	Set top box which have a communicationfunctions, mains operate	13	33 668	580	1 600 713
8528711900	Set top box which have a communicationfunctions, operated by ot	1 854	24 583	65 195	614 287
8528719100	Oth set top box, have a communicationfunctions, mains operated	126 297	857 554	231 467	1 697 043
8528719900	Oth set top box, have a communicationfunctions, operated by oth	7 374	19 341	8 496	96 964
8528721000	Oth reception app. for TV,colour,battery operated	430	1 575	1 569	13 286
8528729100	Cathode-ray tube type	36	82 332	2 378	123 758
8528729200	LCD,LED,and oth flat panel display type	505 126	5 051 271	11 953 605	120 655 915
8528729900	Oth reception app. for TV,colour,not battery operated	2 593	37 218	121 411	1 000 932



## I.3. IM POR M ENURUT KOM ODITI / IM PORT BY HS COM M ODITY

\*\*\* AGUSTUS/ AUGUST 2014 \*\*\*

H S	Uraian Komoditi Commodity Description	Berat Bersih / Net Weight (Kg)		Nilai / Value C.I.F (US\$)	
		Bulan ini Current Month	Kumulatif Cum.Jan. to date	Bulan ini Current Month	Kumulatif Cum.Jan. to date
8528730000	Oth reception apparatus for TV, B/W	510	895	8 568	42 447
8529102100	Parabolic aerial reflector dishes for TVreception	842 387	6 652 209	1 584 008	19 596 237
8529102900	Oth parabolic aerial reflector dish forTV reception	6 067	923 960	166 736	3 616 753
8529103000	Telescopic, rabbit & dipole antennae forTV or radio receivers	28 077	643 580	425 014	6 551 175
8529104000	Aerial filters and separators	18 102	297 976	517 177	4 418 875
8529106000	Feed horns (wave guide)	129 651	894 787	563 888	3 421 495
8529109200	Oth aerials&aerials reflector,used withtransmission app. for radio-	354 338	2 739 410	483 952	4 594 718
8529109900	Oth aerials&aerials reflector,used withtransmission app. for oth pu	11 879	204 176	2 265 201	21 492 529
8529902000	Part of decoder for use w/ transmission,radar&reception app. ,mo	161 043	980 355	904 385	5 788 399
8529904000	Part of digital/ video camera,use withtrans.,radar&recept. app.,mo	22 655	133 441	1 087 614	4 400 457
8529905100	Oth printed circuit board; assembled,for transmission apparatus	0	1 249	0	92 949
8529905200	Oth printed circuit board; assembled,for radio-broadcast receiver	38 811	362 783	246 796	2 548 964
8529905300	Oth printed circuit board; assembled,for flat panel display monitor	150 381	1 349 029	5 254 145	39 318 206
8529905400	Oth printed circuit board; assembled,for TV receivers	100 777	1 100 841	2 190 013	23 313 196
8529905500	Oth printed circuit board; assembled,for other monitor/projector	1 722	28 224	33 919	326 806
8529905900	Oth printed circuit board; assembled,for other goods	246 340	1 702 485	18 513 919	164 598 942
8529909100	Oth printed circuit board;not assembled,for television receivers	337 871	2 922 010	18 182 155	140 275 328
8529909400	Oth printed circuit board;not assembled,for flat panel display	1 501 611	10 627 507	46 087 703	322 330 048
8529909900	Oth printed circuit board;not assembled,for other goods	401 333	3 171 684	5 136 670	37 704 487
8530100000	Equipment for railways and tramways	467	25 820	709	3 848 542
8530800000	Equipment for roads,inland waterways,parking facility,port install..	8 374	101 472	538 415	4 287 426
8530900000	Part of equipment railways,tramways,road,waterway,parking facil	875	40 196	37 292	854 914
8531101000	Burglar alarms	21 227	69 414	109 585	738 328
8531102000	Fire alarms	32 373	139 565	653 925	3 227 510
8531103000	Smoke alarms;portable personal alarm(shrill alarm)	6 279	48 500	133 899	822 594
8531109000	Other alarms and similar apparatus	48 814	426 183	1 287 696	11 587 859
8531200000	Indicator panel incorporating LCD/ LED	97 392	910 972	4 869 751	42 089 722
8531801100	Door bells and other door soundsignalling apparatus	3 664	50 329	4 653	432 885
8531801900	Other electronic bells and soundsignalling apparatus	35 615	157 429	717 276	4 463 027
8531802100	Vacuum flourescent display panels	41	450	2 227	12 879
8531802900	Oth flat panel displays (includingelectroluminescence,plasma,&otf	19 467	61 286	368 574	2 075 997
8531809000	Other electric sound/ visual signallingapparatus	15 632	174 503	328 339	2 436 761
8531901000	Part of panel indicator,electric sound/ visual signalling app,flat pan	5 907	50 267	604 798	3 409 431
8531902000	Part of door bell/ other door soundsignalling apparatus	4	542	659	16 582
8531903000	Part of other bells/ sound signallingapparatus	0	3 130	0	95 990
8531909000	Part of other electric sound or visualsignalling apparatus	66 956	209 823	1 102 050	5 649 133
8532100000	Fixed capacitor desgned for use in 50/60Hz circuit, reactive power	386 684	1 079 161	4 132 720	19 191 922
8532210000	Tantalum	2 349	44 089	359 489	3 341 694
8532220000	Aluminium electrolytic	166 309	959 091	4 114 487	26 042 702
8532230000	Ceramic dielectric,single layer	21 245	367 850	1 092 706	11 056 745
8532240000	Ceramic dielectric,multi layer	47 560	494 805	3 044 525	22 200 389
8532250000	Dielectric of paper or plastic	49 625	253 802	432 781	2 706 871
8532290000	Other fixed capasitor	253 033	2 318 374	4 997 415	44 693 950
8532300000	Variable/ adjustable (pre-set) capacitors	107 998	329 218	1 674 954	8 512 656
8532900000	Parts of fixed electrical capasitor	181 112	1 654 691	3 458 312	33 828 744
8533101000	Fixed carbon resistors, composition/ filmtype; surface mounted	23 259	121 368	822 920	6 193 753
8533109000	Fixed carbon resistors, composition/ filmtype; not surface mounte	50 708	497 153	2 764 817	18 397 900
8533210000	Oth fixed resistors for a power handlingcapacity not exceeding 20l	37 482	290 146	1 898 996	13 767 104
8533290000	Oth fixed resistors for a power handlingcapacity exceeeding 20W	50 836	323 163	2 175 561	18 063 898
8533310000	Wirewound variable resistors, rheostats,for a power handling cap	79	1 597	2 526	55 542
8533390000	Wirewound variable resistors, rheostats,for a power handling cap	51 978	140 476	507 807	1 869 882
8533400000	Other variable resistors, includingrheostats and potentiometers	60 207	387 614	1 790 746	12 821 715
8533900000	Parts of fixed resistors	135 970	1 068 424	5 104 850	44 457 083
8534001000	Printed circuits, single-sided	150 655	941 023	3 584 657	25 924 535
8534002000	Printed circuits, double-sided	18 569	197 949	1 743 963	22 070 615
8534003000	Printed circuits, multi-layer	40 785	243 390	1 582 851	10 215 810
8534009000	Other printed circuits	586 495	4 797 814	24 509 106	193 423 334
8535100000	Fuses, for a voltage > 1000V	36 724	417 382	264 478	7 286 584
8535211000	Automatic circuit breakers for a voltage< 72,5 KV; moulded case ty	890	30 373	88 129	734 011
8535219000	Automatic circuit breakers for a voltage< 72,5 KV; other type	42 867	742 994	1 117 317	16 222 487
8535290000	Automatic circuit breakers for a voltage>= 72,5 KV	725 492	1 425 585	4 123 472	18 221 066
8535301100	Disconnecter having a voltage < 36 KV	672	5 399	60 460	589 970
8535301900	Disconnecter having a voltage >= 36 KV	14 292	258 243	168 334	3 069 068
8535302000	Isolating switch& make-and-break switchfor a voltage of >= 66 KV	7 891	130 712	82 968	1 280 129

**I.3. IM POR M ENURUT KOM ODITI / IM PORT BY HS COM M ODITY**  
**\*\*\* AGUSTUS/ AUGUST 2014 \*\*\***

H S	Uraian Komoditi Commodity Description	Berat Bersih / Net Weight (Kg)		Nilai / Value C.I.F (US\$)	
		Bulan ini Current Month	Kumulatif Cum.Jan. to date	Bulan ini Current Month	Kumulatif Cum.Jan. to date
8535309000	Isolating switch&make-and-break switchfor a voltage of < 66 KV	116 154	808 979	3 924 808	11 962 894
8535400000	Lightning arresters,voltage limiters andsurge suppressors	110 227	402 451	1 593 867	6 318 114
8535901000	Bushing and tap changer assemblies for electricity distrib/power tr	37 115	285 394	2 101 816	11 615 765
8535909000	Oth bushing and tap changer assembl. for electricity distrib/power	179 469	1 649 142	3 015 598	28 623 898
8536101100	Thermal fuses glass type for use inelectris fans	11 067	55 039	321 388	1 781 556
8536101200	Thermal fuses glass type for use inothers, for a current of less thar	2 669	31 035	61 045	660 191
8536101300	Fuse blocks,of a kind used for motorvehicles	5 825	45 656	228 718	1 200 958
8536101900	Oth thermal fuses glass type	80 145	756 416	959 897	11 907 483
8536109100	Oth fuses for use in electric fans	9 064	53 363	268 389	1 253 843
8536109200	Oth fuses for use in other,for a currentof less than 16 A	312	2 964	15 733	177 774
8536109300	Oth fuse blocks,of a kind used for motorvehicles	18 883	160 386	297 167	3 236 609
8536109900	Other fuses	168 502	793 014	4 550 144	20 325 475
8536201100	Automatic circuit breaker;moulded case,for a current of less than	52 194	70 308	140 676	1 122 139
8536201200	Automatic circuit breaker;moulded case,for a current >16A but <=	21 346	44 366	21 901	96 698
8536201300	Automatic circuit breaker;moulded case,for a current >32A but <=	202	7 996	4 436	126 468
8536201900	Automatic circuit breaker;moulded case,for a current >1000A	43 979	438 585	988 795	6 153 548
8536202000	Automatic circuit incorporated intoelectro-thermic domestic appli	107	569	6 846	20 555
8536209100	Automatic circuit incorporated into oth,a current < 16A	1 661	86 666	39 145	1 177 661
8536209900	Automatic circuit incorporated into oth,a current >= 16A	78 955	1 009 692	1 762 962	16 549 028
8536301000	Lightning arresters for protectingelectrical circuits	21 845	97 098	206 761	1 462 794
8536302000	Electrical circuit protector used inradio equipment/ electric fans	1	9 305	40	52 305
8536309000	Oth apparatus for protecting electricalcircuits	108 409	640 378	2 828 474	18 170 095
8536411000	Digital relays,voltage <= 60V	15 507	255 391	483 204	5 687 169
8536413000	Relays used in electric fans,voltage <= 60V	0	25	0	1 744
8536414000	Oth relays,voltage <= 60V,a current <16A	136	4 435	2 717	44 068
8536419000	Relays used in other equipment,voltage <= 60V	73 283	658 105	1 741 564	14 709 290
8536491000	Digital relays,voltage > 60V	5 422	39 487	180 949	1 729 367
8536499000	Other relays,voltage > 60V	127 650	1 517 866	3 333 851	30 869 452
8536502000	Over-current and residual-currentautomatic switches	48 436	429 185	853 075	7 552 354
8536503200	High inrush switch used in electric fansor radio equipment	10 857	80 244	85 356	693 670
8536503300	High inrush switch,of a rated currentcarrying capacity < 16A	1 117	16 344	20 653	232 206
8536503900	Other high inrush switches	154 306	1 005 508	2 285 173	17 379 714
8536504000	Miniature switches for rice cookersor oven toasters	439	749	15 109	23 865
8536505100	Electronic AC switch,voltage<=1000V,for a current < 16A	41 702	203 327	436 794	2 399 394
8536505900	Electronic AC switch,voltage<=1000V,for a current >= 16A	51 278	263 077	817 398	5 266 218
8536506100	Make&break switch used in domesticelec. wiring,<=500V,for a cur	0	149 957	0	697 794
8536506900	Make&break switch used in domesticelec. wiring,<=500V,for a cur	12 975	101 743	466 065	3 733 825
8536509200	Oth make&break switch used in domesticelec. wiring,>500V,use ir	645	17 733	2 115	193 872
8536509500	Oth make&break switch,>500V,startersfor electric motors or fuse	4 846	64 071	176 926	1 884 397
8536509900	Oth make&break switch,>500V	268 446	2 802 855	7 802 616	66 204 477
8536611000	Lamp holder used for compact lamps orhalogen lamps	15 072	99 131	36 785	385 653
8536619100	Lamp holder used for oth lamps,a current< 16A	25 628	124 541	44 653	303 088
8536619900	Lamp holder used for oth lamps,a current>= 16A	119 781	723 637	236 093	1 691 060
8536691200	Telephone plugs for a current < 16A	2 985	66 155	59 049	918 610
8536691900	Telephone plugs for a current <>= 16A	28 279	252 352	981 192	7 176 537
8536692200	Audio/video & cathode ray tube socketfor TV/radio receiver,a curr	2 050	25 627	5 506	205 570
8536692900	Audio/video & cathode ray tube socketfor TV/radio receiver,a curr	69 032	602 192	350 430	5 241 727
8536693200	Socket&plug for co-axial cable&printedcircuits,for a current < 16A	20 495	70 197	255 858	506 352
8536693900	Socket&plug for co-axial cable&printedcircuits,for a current >= 16/	125 662	1 333 554	909 854	7 736 441
8536699200	Oth socket&plug, for a current < 16A	17 975	188 421	31 856	791 201
8536699900	Oth socket&plug, for a current >= 16A	14 093	266 611	470 498	3 888 366
8536701000	Connector for optical fibres,opt. fibresbundles or cables;ceramics	7 466	15 055	92 976	285 089
8536702000	Connector for optical fibres,opt. fibresbundles or cables;copper	12 572	75 892	577 007	3 776 345
8536709000	Oth connector for optical fibres,opticalfibres bundles or cables	62 534	747 008	3 405 176	24 405 116
8536901200	Connection&contact elements for wires&cables;wafer probers;cur	39 765	322 528	943 702	6 679 180
8536901900	Connection&contact elements for wires&cables;wafer probers;cur	451 189	3 113 484	12 342 784	89 425 763
8536902200	Junction boxes,for a current < 16A	100	1 125	25 609	128 484
8536902900	Junction boxes,for a current >= 16A	192 708	1 453 688	4 621 565	33 828 649
8536903200	Cable connector,connector/adaptor forco-axial cable,commutator	34 457	174 085	599 315	3 943 421
8536903900	Cable connector,connector/adaptor forco-axial cable,commutator	627 006	4 573 853	19 386 177	145 188 727
8536909300	Telephone patch panels	7	24 273	252	368 962
8536909400	Oth cable connector,for a current < 16A	132 869	266 208	4 290 300	9 013 536
8536909900	Oth cable connector,for a current >= 16A	692 653	6 158 168	21 147 258	155 798 496
8537101100	Control panel use in distributed controlsystem;voltage<1000V	61 754	691 068	1 447 934	24 426 468

**I.3. IM POR M ENURUT KOM ODITI / IM PORT BY HS COM M ODITY**  
**\*\*\* AGUSTUS/ AUGUST 2014 \*\*\***

H S	Uraian Komoditi Commodity Description	Berat Bersih / Net Weight (Kg)		Nilai / Value C.I.F (US\$)	
		Bulan ini Current Month	Kumulatif Cum.Jan. to date	Bulan ini Current Month	Kumulatif Cum.Jan. to date
8537101200	Control panel fitted w/ a programmableprocessor;voltage<1000V	9 817	155 938	242 903	3 207 472
8537101300	Control panel for AC,refrig.,wash. mach.,vacuum cleaner,mixer,wa	65 450	341 573	692 539	1 858 984
8537101900	Other control panel	177 739	1 921 426	2 512 713	27 762 418
8537102000	Distribution board used w/ auto. dataprocess. mach.,telp sets,tran	109 799	1 459 291	3 131 404	21 791 037
8537103000	Programmable logic controllers for auto-mach for trans. for semic	72 836	284 342	3 025 431	12 338 472
8537109100	Switchboard used in radio equipm entor electric fans	12 934	365 505	677 947	13 130 961
8537109200	Switchboard use in distributed controlsystems	6 198	64 071	75 508	1 553 374
8537109900	Switchboard use for other ppposes	431 535	3 045 586	17 681 215	65 316 662
8537201100	Switchboards incorp. elect instrum forbreak,connect/protect elect	51 951	249 696	340 520	4 294 409
8537201900	Switchboards incorp. elect instrum forbreak,connect/protect elect	198 848	1 653 323	1 291 458	20 711 520
8537202100	Control panels incorp. elect instrum forbreak,connect/protect elec	91 276	173 704	4 840 522	6 227 798
8537202900	Control panels incorp. elect instrum forbreak,connect/protect elec	47 353	1 306 950	957 427	13 625 682
8537209000	Oth board for elect. control for voltage> 1000 volt	255 097	5 009 802	4 007 117	72 612 604
8538101100	Parts of programmable logic controllers,<=1000V;for smiconducto	905	14 534	35 264	349 056
8538101200	Oth part of programable logic controllerused in radio equipment,<	38	2 310	1 174	798 018
8538101900	Oth part of programable logic controllerused in other equipment,	46 069	531 608	1 109 170	5 881 301
8538102100	Parts of programmable logic controllers,>1000V;for smiconductor	2 656	28 257	151 794	1 196 355
8538102200	Oth part of programable logic controllerused in radio equipment,>	0	312	0	4 071
8538102900	Oth part of programable logic controllerused in other equipment,	15 800	255 461	429 952	2 743 164
8538901100	Part incl. printed circuit assmblies oftelp plug;connect&contact; <=	46 318	305 447	1 684 762	19 796 708
8538901200	Part of switch,socket&plug for coaxialcable,and oth apparatus, <=	185 290	944 413	3 442 281	22 344 637
8538901300	Part of distribution boards, <=1000V	47	16 108	10 164	143 218
8538901900	Oth part of electric switch,socket&plug,<= 1000V	211 839	1 629 278	3 706 412	28 805 741
8538902100	Part incl. printed circuit assmblies oftelp plug;connect&contact; >1	9 119	23 533	110 471	809 192
8538902900	Oth part incl. printed circuit assmbliesof telp plug;connect&contac	352 924	4 052 567	9 276 524	77 613 343
8539101000	Sealed beam lamp units formotor vehicles	72 509	556 591	822 112	5 485 920
8539109000	Sealed beam lamp units for others	15 560	166 238	155 368	1 405 676
8539212000	Tungsten halogen used in medicalequipment	2 303	2 335	13 382	18 671
8539213000	Tungsten halogen used for motorvehicles	94 432	747 290	877 529	9 788 369
8539214000	Other reflector lamp bulbs of tungstenhalogen	6 318	25 804	71 655	325 435
8539219000	Other tungsten halogen	30 248	188 825	1 604 492	8 356 759
8539222000	Oth filament lamp,not tungsten halogen,pwer<=200W & >100V,fo	1	11	133	1 755
8539223000	Oth reflector lamp bulbs,not tungstenhalogen, power <=200W & v	4 886	34 167	73 220	548 162
8539229000	Oth filament lamp,not tungsten halogen,power<=200W & voltage:	99 764	711 615	404 919	3 002 114
8539291000	Other filament lamps, excl UV/infraredlamps,for medical equipme	697	4 556	10 216	179 210
8539292000	Other filament lamps, excl UV/infraredlamps,for motor vehicles	138 519	948 211	2 184 067	17 974 102
8539293000	Other reflector lamp bulbs,excl UV/infrared lamps,for oth purpose	20 746	147 764	149 295	1 365 225
8539294100	Flashlight bulb;miniature indictor bulb, rated <=2,25V, for medical	60	291	9 917	26 656
8539294900	Flashlight bulb;miniature indictor bulb, rated <=2,25V, for other pu	7 960	29 389	172 986	601 601
8539295000	Oth filament lamp excl UV/ Infrared lamp, capacity >200W & <=300	3 681	22 092	16 666	97 726
8539296000	Oth filament lamp excl UV/ Infrared lamp, capacity <=200W, voltaç	1 012	8 104	43 122	301 581
8539299000	Other filament lamps, excluding UV orinfra-red lamps	83 102	852 436	485 955	4 912 441
8539311000	Tubes for compact fluorescent lamps offluorecent, hot cathode, n	88 195	661 482	384 608	3 547 665
8539319010	Tube lamps of fluorecent, hot cathode,not UV lamps	61 801	367 128	247 957	1 960 173
8539319020	Compact fluorecent lamps of fluorecent, hot cathode, not UV lam	1 334 747	9 069 801	12 011 832	86 322 550
8539319090	Oth discharge lamps excl UV lamps offluorecent, hot cathode	1 040	35 389	3 903	357 724
8539320000	Mercury/sodium vapour lamps;metal halidelamps excl UV lamps	58 939	248 291	1 018 576	4 476 229
8539391000	Tubes for compact fluorescent lamps,coldcathode types, not UV la	27 506	175 354	47 549	320 133
8539393000	Discharge lamps other fluorescent lamp,cold cathode types, not U	5 403	13 321	96 659	194 720
8539399000	Other discharge lamps, other than UVlamps, cold cathode types	73 701	496 175	579 669	4 983 607
8539410000	Arc lamps	113	1 861	3 829	204 921
8539490000	Ultra-violet/infra-red lamps	373 359	3 472 787	1 061 257	13 902 320
8539901000	Aluminium end cap for fluoresc lamp;alum screw caps for incande:	80 606	709 288	313 009	2 676 848
8539902000	Parts of elect filament/discharge lampsof kind used for motor vehi	1 648	48 956	43 087	473 937
8539909000	Oth part of elect filament/dischargelamps; part of arc-lamps	529 343	4 813 886	2 294 055	32 506 050
8540110000	Color cathode-ray television picturtube incl video monitor cathoc	271 821	3 163 082	443 187	5 930 397
8540120000	Monochrome cathode-ray TV picture tube,incl video monitor cath	0	1	0	15
8540200000	TV camera tubes; image converters andintensifiers; other photo-c	16 846	17 028	45 056	162 679
8540401000	Data/ graphic display tubes,color, used for articles of heading 85.2!	662	746	21 105	23 184
8540409000	Data/ graphic display tubes,monochrome,used for articles of headi	14	3 618	2 747	139 587
8540600000	Other cathode-ray tubes	0	250	0	30 054
8540710000	Magnetrons	97	3 837	24 533	121 985
8540790000	Microvawe tubes, not magnetrons, exclgrid-controlled tubes	845	928	95 718	129 576
8540810000	Receiver/ amplifier valves and tubes	276	9 165	10 938	175 522

**I.3. IM POR M ENURUT KOM ODITI / IM PORT BY HS COM M ODITY**  
**\*\*\* AGUSTUS/ AUGUST 2014 \*\*\***

H S	Uraian Komoditi Commodity Description	Berat Bersih / Net Weight (Kg)		Nilai / Value C.I.F (US\$)	
		Bulan ini Current Month	Kumulatif Cum.Jan. to date	Bulan ini Current Month	Kumulatif Cum.Jan. to date
8540890000	Other valves and tubes	1 337	42 879	26 636	396 285
8540910000	Parts of cathode-ray tubes	47 394	370 724	534 754	4 388 990
8540991000	Parts of microwave tubes	312	20 527	4 248	144 017
8540999000	Other parts of thermionic,cold cathodeor photo cathode valves an	1 739	14 259	88 188	418 006
8541100000	Diodes, other than photosensitive/lightemitting diodes	153 079	1 044 794	10 440 382	82 952 677
8541210000	Transistor oth than photosensitivewith a dissipation rate of <1 W	18 647	338 140	2 137 099	16 491 910
8541290000	Transistor oth than photosensitivewith a dissipation rate of >=1 W	194 777	1 146 954	7 142 193	43 417 353
8541300000	Thyristors,diacs and triacs, other thanphotosesintive devices	7 960	213 046	1 800 641	15 460 640
8541401000	Light emitting diodes	67 188	703 933	7 889 842	80 056 355
8541402100	Photovoltaic cells, not assembled	31 238	139 028	327 906	1 973 366
8541402200	Photovoltaic cells, assembled in modulesor made up into panels	141 057	476 646	886 468	3 442 316
8541402900	Oth photocells, including photodiodes & phototransistors	18 573	146 175	523 641	5 817 397
8541409000	Oth photosensitive semiconductor devices	59 694	458 030	2 770 719	15 232 184
8541500000	Other semiconductor devices	43 249	278 400	5 476 034	36 717 785
8541600000	Mounted piezo-electric crystals	24 988	222 643	1 643 172	11 944 147
8541900000	Parts of diodes,transistors & similar;photosensitives semiconduct	10 612	113 830	541 345	4 896 628
8542310000	Processor & controller of electronicsintegrated circuits	220 354	2 587 698	25 975 834	193 462 266
8542320000	Memories of electronic integratedcircuits	100 478	495 683	7 994 452	57 302 836
8542330000	Amplifiers of electronic integratedcircuits	24 359	216 593	1 286 410	10 644 895
8542390000	Other electronic integrated circuits	560 453	3 308 624	107 939 789	749 292 914
8542900000	Parts of electronic integrated circuits	96 813	805 779	5 206 792	39 260 333
8543100000	Particle accelerators	2	31 089	700	7 780 916
8543200000	Signal generators	5 239	14 041	14 834	702 506
8543302000	Wet processing equip. for the applic. by immersion of chemical/el	555	17 298	30 911	341 709
8543309000	Oth machine& apparatus for electroplating,electrolysis/ electropho	37 065	1 524 769	1 731 641	12 413 781
8543701000	Electric fence energisers	8 633	128 682	18 801	408 971
8543702000	Remote control apparatus, other thanradio remote control appare	236 277	1 473 243	2 255 377	24 740 907
8543703000	Electrical machines with translation ordictionary functions	73	6 448	6 358	569 180
8543704000	Equip/ machine for removal dust particle& curing material by UV li	496	30 595	153 302	1 368 332
8543705000	Integrated receiver/ decoder (IRD) fordirect broadcast multimedia	203 442	1 518 219	2 444 181	15 427 092
8543709000	Oth electrical machines & apparatus,having individual fuinctions	334 930	2 479 720	7 042 106	58 047 678
8543901000	Parts of particle accelerators orsignal generators	63	1 835	11 179	142 228
8543902000	Part of wet processing equip for applic.by immersion of chemical/	932	1 583	2 029	24 878
8543903000	Parts of electrical machines withtranslation or dictionary functions	0	3	0	3 288
8543904000	Part of equip/ machine for removal dustparticle & curing material t	0	1 870	0	23 230
8543905000	Part of Integrate receiver/decoder (IRD)for direct broadcast multir	1 845	69 453	15 227	359 795
8543909000	Parts of oth electrical machines andapparatus,having individual fu	203 723	1 120 917	1 890 394	14 474 657
8544111000	Winding wire of copper,w/ an outercoating of lacquer or enamel	256 101	2 212 594	1 856 404	21 019 425
8544112000	Winding wire of copper,w/ an outer coat/ cover w/paper, textile m	51 026	466 590	1 138 437	6 708 216
8544119010	Winding wire of copper, laquer/enamelled & cover with paper,tex	129 029	341 457	1 028 904	4 313 012
8544119020	Winding wire of copper, rect cross-sect. and without connectors	85 777	786 100	757 402	7 046 182
8544119090	Other winding wire of copper	20 568	242 868	513 140	2 745 224
8544190010	Winding wire not of copper, laquered orenamelled	3 856	526 735	68 104	3 517 716
8544190020	Manganese resistance wire	80 960	262 500	219 063	1 421 925
8544190090	Winding wire not of copper,not lacquere/enamelled, not mangane	70 707	729 227	1 075 450	9 443 995
8544201100	Co-axial cable/ elec;fitted w/ connector;<=66.000V;insulated w/ ru	236 283	944 812	808 359	3 857 383
8544201900	Co-axial cable/ elec;fitted w/ connector;<=66.000V;insulate not w/	378 302	5 879 912	4 555 500	53 621 113
8544202100	Co-axial cable/ elec;unfitted w/ conectr;<=66.000V;insulated w/ ru	57 527	1 428 589	316 495	5 716 094
8544202900	Co-axial cable/ elec;unfitted w/ conectr;<=66.000V;insulate not w/	641 741	6 974 127	3 452 434	34 769 422
8544203100	Co-axial cable/ elec;fitted w/ connector;>66.000V;insulated w/ rub	41 972	196 820	379 533	1 870 886
8544203900	Co-axial cable/ elec;fitted w/ connector;>66.000V;insulate not w/ r	7 960	182 459	55 109	1 122 328
8544204100	Co-axial cable/ elec;unfitted w/ conectr;>66.000V;insulated w/ rub	26	2 136	33 321	283 116
8544204900	Co-axial cable/ elec;unfitted w/ conectr;>66.000V;insulate not w/ r	340 023	3 374 135	2 579 862	20 445 416
8544301200	Wiring harness for mtor vehicle;of head87.02,87.03,87.04/84.11;i	232 560	1 854 941	4 396 074	34 089 695
8544301300	Wring harness for mtor vehicle;excl head87.02,87.03,87.04/84.11;	19 789	144 880	448 044	2 890 953
8544301400	Wiring harness for mtor vehicle;of head87.02,87.03,87.04/84.11;n	5 742	55 504	191 985	1 035 217
8544301900	Wring harness for mtor vehicle;excl head87.02,87.03,87.04/84.11;	16 828	133 769	459 976	3 618 373
8544309100	Ignition wiring sets,not wiring set,usedin vehicle,aircraft/ ship;insul	37 864	299 273	858 988	5 486 695
8544309900	Ignition wiring sets,not wiring set,usedin vehicle,aircraft/ ship;no ir	378 880	2 858 452	4 781 105	31 502 756
8544421100	Telephone, telegraph, radio relay cables submarine,fitted w/ connec	14 463	85 836	180 320	829 948
8544421200	Telephone, telegraph, radio relay cablenot submarine,fitted w/ co	640	11 058	25 748	297 186
8544421900	Oth elect conductor,fitted w/ connector;used for communication,	144 100	1 210 373	2 021 115	18 697 671
8544422100	Telephone, telegraph, radio relay cables submarine,fitted w/ cnecto	194	3 681	9 716	131 003
8544422200	Telephon,tlegraph,radio relay cable;notsubmarine,fitted w/ cnect	74	24 615	2 466	347 522

**I.3. IM POR M ENURUT KOM ODITI / IM PORT BY HS COM M ODITY**  
**\*\*\* AGUSTUS/ AUGUST 2014 \*\*\***

HS	Uraian Komoditi Commodity Description	Berat Bersih / Net Weight (Kg)		Nilai / Value C.I.F (US\$)	
		Bulan ini Current Month	Kumulatif Cum.Jan. to date	Bulan ini Current Month	Kumulatif Cum.Jan. to date
8544422900	Oth elect conductor,fitted w/ connector;used for communication,i	18 770	386 198	340 108	5 054 876
8544423200	Battery cable;<=1000V;insulate w/ rubberfor vehicle head 87.02,8	0	68	0	1 281
8544423300	Battery cable;<=1000V;insulate w/ rubberecl vehicle head 87.02,8	1 617	7 899	24 110	183 490
8544423400	Battery cable;<=1000V,insulate w/ rubberfor vehicle head 87.02,8	110	175	518	4 168
8544423900	Battery cab;<=1000V;no insulate w/ rubberecl vehicle head 87.02,8	794	10 990	11 627	100 946
8544429100	Electrical cables insulated w/ plasticdiameter <=19,5 mm,use for t	248 836	1 946 728	2 549 419	24 730 233
8544429200	Electrical cables insulated w/ plasticdiameter >19,5 mm,use for tel	79 005	610 937	682 639	5 653 938
8544429910	Car cigarettes lighters adapters	5 261	23 643	216 170	721 304
8544429990	Oth elect conductor,fitted w/ connector,used for telecommunicati	109 767	1 104 279	1 111 014	9 837 607
8544491100	Telephone, telegraph, radio relay cables submarine,not fitted w/ co	3 064	53 653	31 436	373 052
8544491200	Telephone, telegraph, radio relay cablenot submarine,not fit w/ cr	392	8 891	589	84 896
8544491900	Oth elect conductor,fit w/ cconnector;used for communication,v	116 579	2 157 893	1 129 304	16 805 517
8544492100	Shielded wire for mnfact.of auto-wiringharnesses, not for commur	759 831	5 355 081	6 951 125	52 220 833
8544492200	Electrical cables insulated w/ plasticdiamtr<=19,5 mm,not use for	30 457	211 923	40 232	369 502
8544492300	Electrical cables insulated w/ plasticdiamtr>19,5 mm,not use for te	9 694	796 688	24 801	2 468 351
8544492900	Oth electric conductors,not fitted w/connector,not for telecommu	458 129	2 006 887	2 498 797	11 683 403
8544493100	Telephone,tlegraph,radio relay cable submarine,for communic,80)	0	1 113	0	16 513
8544493200	Oth elect connector,fitted w/ connectorfor comm,insulate w/ plas	92 098	108 141	220 973	284 777
8544493900	Oth elect connector,fit w/ connector forcomm,not insulate w/ pla	79 013	1 732 472	1 134 659	19 709 207
8544494100	Oth elect cconnector,fit w/ connector,>80V<=1000V,not for com,ir	93 296	741 760	1 045 663	8 449 807
8544494900	Oth elect cconnector,fit w/ connector,>80V<=1000V,no for com,ins	612 903	3 797 296	3 195 863	24 026 039
8544601100	Oth electric conductors,>1 kV <=36kV,insulate plastic w/ core di	0	634 065	0	2 483 277
8544601900	Oth electric conductors,>1 kV <=36kV,insulate plastic w/ core di	723	17 325	438	190 636
8544602100	Oth electric conductors,>36 kV <=66kV,insulate plastic w/ core c	388	7 374	1 138	30 287
8544602900	Oth electric conductors,>1 kV <=36kV,insulate plastic w/ core di	140 388	5 865 224	894 419	29 604 558
8544603000	Other electric conductors, for a voltage > 66 kV	4 391	95 189	85 550	803 374
8544701000	Optical fibre cable of teleph,telegraph,radio relay cables,submarin	3 399 942	4 203 632	56 043 710	65 557 136
8544709000	Other optical fibre cables	428 773	4 733 658	3 155 529	28 589 865
8545110000	Electroda of graphite, used for furnaces	446 798	5 362 221	1 238 403	17 101 088
8545190000	Electroda of graphite, used not forfurnaces	20 829	174 829	250 518	2 109 591
8545200000	Carbon brushes of graphite/oth carbon,for electrical purposed	41 220	383 345	1 051 070	10 158 102
8545900000	Lamp carbon,battery carbon & oth articleof graphite/oth carbon,w	124 667	959 599	1 156 689	5 508 024
8546100000	Electrical insulators of glass	154 894	871 862	254 842	1 884 564
8546201000	Transformer bushing & circuit breakerinsulator, of ceramic	49 425	454 827	255 886	3 838 153
8546209000	Electrical insulators of any materialother than glass & ceramics	590 042	3 899 288	947 889	7 379 260
8546900000	Oth elect insulators not of glass and of ceramics	166 535	1 168 093	1 903 585	10 748 754
8547100000	Insulating fitting for electrical mchineappl/equip; of ceramics	87 514	534 871	2 345 626	13 278 388
8547200000	Insulating fitting for electrical mchineappl/equip; of plastics	205 177	1 183 785	3 100 901	18 406 504
8547901000	Elect conduit tubingng & joint thereforof base metal line w/ insula	50 089	265 845	259 573	1 851 495
8547909000	Oth insulating fittings for elect mach,appliances/equipment, being	344 737	3 388 141	1 286 689	19 089 614
8548101900	Lead acid scrap storage batteries,drained/undrained,used for oth p	2	1 061	575	4 395
8548102300	Waste & scrap contain mainly iron ofelectric accumulators,used in	1	301	28	8 389
8548102900	Other waste and scrap containing mainlyiron	0	195	0	1 841
8548103300	Waste & scrap contain mainly copper ofelectric accumulators,usec	0	2	0	1 040
8548103900	Other waste and scrap containing mainlycopper	0	15	0	1 108
8548109900	Other waste & scrap containing othermaterials	0	5 577	0	121 546
8548901000	Image sensors contact type copmrising aphoto-conductive sensor	41 107	497 995	1 018 159	9 675 788
8548902000	Printed circuit assemblies incl suchassemblies for external connect	62	10 618	1 839	231 969
8548909000	Other waste & scrap of primary cells;primary batteries	53 582	385 726	1 483 920	10 961 120
8601100000	Rail locomotive powered from an externalsource of electricity	0	1 268	0	8 000
8601200000	Rail locomotives powered by electricaccumulators	0	29	0	983
8602100000	Diesel-electric locomotives	0	7 070	0	230 929
8602900000	Locomotive tenders	0	147	0	412
8603100000	Self-propelled railway/tramway coaches,van & truck power by ext	470 608	16 826 742	567 920	41 203 369
8603900000	Self-propelled railway/tramway coaches,van & truck power by int	0	205	0	4 361
8604000000	Railway/tramway maintenance/ servicevehicles, whether/ not self-	0	245 954	0	12 709 006
8606100000	Tank wagons and the like	0	67	0	266
8606300000	Self-discharging vans,wagons, oth thanthose of subheading 8606.1	0	16 421	0	27 757
8606910000	Oth railway/tramway goods vans & wagon,not self-propelled, cov	0	100	0	720
8606990000	Oth rail/ tramway good van& wagon,not self propelled,open,nonre	4	204 335	130	1 182 489
8607120000	Other bogies and bissel-bogies	597	2 999	13 600	254 207
8607190000	Axles & wheels, and parts thereof	5 451 228	8 436 201	6 098 820	28 317 888
8607210000	Air brakes and parts thereof	840	37 182	4 800	897 605
8607290000	Brakes and parts thereof other than airbrakes	1	48 265	46	285 714

## I.3. IM POR M ENURUT KOM ODITI / IM PORT BY HS COM M ODITY

\*\*\* AGUSTUS/ AUGUST 2014 \*\*\*

H S	Uraian Komoditi Commodity Description	Berat Bersih / Net Weight (Kg)		Nilai / Value C.I.F (US\$)	
		Bulan ini Current Month	Kumulatif Cum.Jan. to date	Bulan ini Current Month	Kumulatif Cum.Jan. to date
8607300000	Hooks & oth coupling devices, buffers,and parts thereof	82 230	491 153	440 304	2 496 704
8607910000	Other parts of locomotives	13 247	77 975	2 009 780	7 159 883
8607990000	Other part of troling stock	425 507	2 548 807	714 179	4 754 280
8608002000	Electromechanic equip of railway/tramway track fixtures,fiiting, m	9 900	117 217	823 173	3 523 252
8608009000	Non-electromech equip of railway/tramway track fixtures,fiiting, n	1 815	107 886	17 831	3 515 592
8609000010	Containers of metal,design & equip forcarriage by one/more mode	727 018	2 544 237	4 119 551	12 472 758
8609000090	Container of oth material,design&equip for carriage by one/ more	16 251	459 117	82 247	2 494 746
8701101100	Pedestrian controlled tractors,power <=22.5 kW, for agricultural u	2 800	92 813	5 600	305 897
8701101900	Pedestrian controlled tractors,power <=22.5 kw oth than for agric	0	15 360	0	64 800
8701109100	Pedestrian controlled tractors, power >22.5 kw for agricultural use	0	16 461	0	114 088
8701109900	Pedestrian controlled tractors, power >22.5 kw oth than for agricu	0	40 867	0	374 342
8701201000	Road tractors for semi-trailers, ckd	0	23 700	0	52 500
8701209000	Road tractors for semi-trailers, not ckd	669 837	3 983 528	6 501 185	36 329 760
8701300000	Track-laying tractors	13 000	28 097	76 093	96 904
8701901000	Agriculture tractors	693 685	3 454 129	4 162 784	22 758 867
8701909000	Other tractors (other than tractors ofheading 87.09)	169 600	978 446	1 108 921	6 230 130
8702104100	Motor coach,bus/ minibus,for >=10 p.g.v.w.>= 6 t but <=18 t,ckd,di	0	6 585	0	54 500
8702104920	Motor coach,bus/ minibus,for >=10 p.g.v.w. > 18 t but <=24 t,ckd,d	0	113 027	0	995 630
8702105000	Oth motor vehicles for the transport >=10 p,ckd,diesel or semi-die	0	6 934	0	52 182
8702108100	Oth motor coach,bus/ minibus,for >=10 p.g.v.w >= 6 t but <=18 t,n	0	93 397	0	749 527
8702108910	Oth motor coach,bus/ minibus,for >=10 p.g.v.w. < 6 t, not ckd, dies	349 138	1 471 526	4 400 658	16 744 063
8702108930	Oth motor coach,bus/ minibus,for >=10 p.g.v.w. >= 24 t, not ckd, di	0	71 514	0	804 315
8702109000	Oth motor vehicles for the transport >=10 p;not ckd, diesel	0	207 412	0	2 430 520
8702909420	Motor vehicle,non diesel,transport>=30p,not ckd,g.v.w. >24 t,not i	0	223 200	0	2 412 000
8702909520	Oth motor coach,bus/ minibus,non diesel,transport >10 p, not ckd,	0	26 000	0	337 578
8703101000	Golf cars, including golf buggies	14 227	170 414	84 985	250 607
8703109000	Vehicle specially design for travel onsnow oth than golf cars	0	4 979	0	27 748
8703211000	Go-karts,cylinder capacity <= 1000 cc,internal combust recipro pist	0	1 323	0	30 738
8703212200	Motor cars excl vans, <= 1,000 cc, ckd,4 WD,intrn combust recipro	0	143	0	136
8703212300	Motor car excl vans,<= 1,000 cc,ckd,not4 WD,intrn combust recipr	0	6 766	0	32 004
8703212910	Sedan/station wagon,<=1,000 cc,not ckd,not 4WD,intern combust	4 402	26 962	49 817	302 128
8703212990	Oth motor car,<= 1,000 cc,not ckd,not4 WD, intern combust recipr	84 468	860 644	497 617	8 376 340
8703213100	Other vehicles,<=1,000 cc, ckd, 4 WD,internal combust recipro pist	0	8 927	0	37 374
8703213900	Oth vehicles,<=1,000 cc, ckd, not 4 WD,drive,intern combust recip	0	8 496	0	36 154
8703219900	Oth vehicle,<=1,000 cc,not ckd,internalcombust recipro piston enç	0	1 389	0	72 920
8703221190	Oth motor car,no sedan,1000-1500 cc,ckdinternal combust reciprc	133 208	641 374	1 363 070	6 393 012
8703221910	Sedan/station wagon,1000-1500cc,not ckd internal combust recipr	262 501	2 662 015	1 953 557	21 886 753
8703221990	Oth motor car,no sedan,1000-1500 cc,notckd,intern combust recip	2 323 418	29 409 297	22 816 048	263 035 642
8703229900	Other vehicles, 1000-1500 cc, not ckd,internal combust recipro pis	587 220	3 695 320	5 256 123	32 649 387
8703231000	Ambulance,1500-3000cc,internal combust,reciprocating piston en	0	16 252	0	47 054
8703235190	Oth mtor car excl van,no sedan,ckd,1500-1800cc,intern combust r	0	2 000	0	35 393
8703235210	Sedan/station wagons, 1800-2000 cc, ckdinternal combust recipro	373 553	1 789 884	3 843 469	20 033 785
8703235290	Oth mtor car excl van,no sedan,ckd,1800-2000cc,intern combust r	839 453	6 682 433	8 456 682	66 401 749
8703235390	Oth mtor car excl van,no sedan,ckd,2000-2500cc,intern combust r	0	228 388	0	1 587 634
8703235410	Sedan/station wagons,2500-3000 cc,ckd,internal combust recipro	4 092	9 859	104 889	271 091
8703235490	Oth mtor car excl van,no sedan,ckd,2500-3000cc,intern combust r	0	122 209	0	1 788 341
8703236110	Sedan/station wagon,1500-1800cc,not ckd,internal combust recip	181 541	2 671 045	2 393 511	33 810 795
8703236191	Oth motor car excl van,1500-1800cc,notckd,2 WD,intern combust	168 585	1 114 933	2 659 283	13 965 777
8703236192	Oth motor car excl van,1500-1800cc,notckd,4 WD,intern combust	2 552	23 859	60 416	439 826
8703236210	Sedan/station wagon,1800-2000cc,not ckd, internal combust recip	114 608	720 367	1 435 443	10 275 245
8703236291	Oth motor car excl van,1800-2000cc,notckd,2 WD,intern combust	362 208	2 536 711	3 861 143	28 580 478
8703236292	Oth motor car excl van,1500-1800cc,notckd,4 WD,intern combust	55 207	872 711	799 030	6 768 290
8703236310	Sedan/station wagon,2000-2500cc,not ckd,internal combust recip	184 927	3 364 156	2 643 360	48 812 973
8703236391	Oth motor car excl van,2000-2500cc,notckd,2 WD,intern combust	1 510 596	13 520 612	17 452 855	155 584 295
8703236392	Oth motor car excl van,2000-2500cc,notckd,4 WD,intern combust	1 810	82 397	27 596	653 454
8703236410	Sedan/station wagon,2500-3000cc,not ckd,internal combust recip	149 235	683 419	3 084 277	14 101 287
8703236491	Oth motor car excl van,2500-3000cc,notckd,2 WD,intern combust	79 050	2 152 276	1 355 567	28 746 698
8703236492	Oth motor car excl van,2500-3000cc,notckd,4 WD,intern combust	108 510	890 796	1 842 341	16 783 492
8703237300	Other vehicle,2000-2500 cc,ckd,internalcombust recipro piston en	11	11	461	461
8703239210	Oth vehicle,1800-2000cc,not ckd,2 WD,internal combust recipro p	6 600	103 470	86 624	1 391 340
8703239290	Oth vehicle,1800-2000cc,not ckd,4 WD,internal combust recipro p	0	4 700	0	51 450
8703239310	Oth vehicle,2000-2500cc,not ckd,2 WD,internal combust recipro p	0	1 590	0	113 172
8703239410	Oth vehicle,2500-3000cc,not ckd,2 WD,internal combust recipro p	2 994	2 994	160 380	160 380
8703239490	Oth vehicle,2500-3000cc,not ckd,4 WD,internal combust recipro p	16 902	149 239	306 416	3 077 477

I.3. IM POR M ENURUT KOM ODITI / IM PORT BY HS COM M ODITY

\*\*\* AGUSTUS/ AUGUST 2014 \*\*\*

H S	Uraian Komoditi Commodity Description	Berat Bersih / Net Weight (Kg)		Nilai / Value C.I.F (US\$)	
		Bulan ini Current Month	Kumulatif Cum.Jan. to date	Bulan ini Current Month	Kumulatif Cum.Jan. to date
8703244110	Sedan/station wagon,>3000 cc,4 WD,ckd,internal combust recipro	0	970	0	13 600
8703245110	Sedan/station wagon,>3000 cc,4 WD,notckd,internal combust reci	2 000	142 971	122 600	6 178 512
8703245190	Oth motor car,no sedan,>3000cc,not ckd,4 WD,internal combust r	19 090	1 902 785	544 668	29 183 639
8703245910	Sedan/station wagon,>3000 cc,not 4 WD,not ckd,intern combust r	26 381	553 215	1 294 905	19 457 228
8703245990	Oth mtor car,no sedan,> 3000cc,not ckd,not 4 WD,intern combust	16 931	148 240	664 850	5 224 497
8703312000	Other motor cars excl van, <= 1500 cc,not ckd,diesel	0	212 132	0	1 744 361
8703319100	Other vehicles,<=1500 cc,not ckd,diesel,4 WD	1 294	1 294	11 194	11 194
8703324290	Oth motor car,no sedan,1500-2000cc,ckd,4 WD, diesel	0	52 279	0	651 244
8703324310	Sedan/station wagon, 1500-2000 cc, ckd,not 4 WD, diesel	95 500	145 608	1 002 683	1 636 879
8703324990	Oth motor cars,no sedan, 2000-2500 cc,not ckd,diesel	213 865	2 235 734	1 943 641	19 062 668
8703325200	Motor car excl van,1500-2000cc,not ckd,4 WD,diesel	36 675	77 129	337 200	707 294
8703325300	Motor car excl van,1500-2000cc,not ckd,not 4 WD,diesel	556 510	1 571 770	5 110 072	14 316 540
8703325400	Motor cars excl van, 1500-2500 cc,notckd,4 WD,diesel	479 575	2 271 950	4 624 900	21 649 489
8703325900	Motor car excl van,1500-2500cc,not ckd,not 4 WD,diesel	1 778 699	15 732 762	17 784 370	155 462 870
8703329200	Oth vehicle,1500-2000 cc,not ckd,diesel,4 WD	16 240	37 957	143 700	342 035
8703329300	Oth vehicle,1500-2000 cc,not ckd,diesel,oth than 4 WD	0	14 466	0	244 098
8703329400	Oth vehicle,1500-2500 cc,not ckd,diesel,4 WD	0	25 946	0	231 570
8703329900	Oth vehicle,1500-2500 cc,not ckd,diesel,oth than 4 WD	320 000	334 550	3 262 650	3 414 468
8703334390	Other motor cars excl van,2500-3000 cc,ckd, no sedan, 4 WD, dies	0	3 638	0	36 000
8703335300	Other motor cars, 2500-3000 cc, not ckd,4WD, diesel	4 760	373 705	107 400	2 998 494
8703335400	Other motor cars, 2500-3000 cc, not ckd, oth than 4 WD,diesel	0	20 905	0	444 300
8703335500	Other motor cars, > 3000 cc, not ckd,4 WD, diesel	22 948	885 284	292 791	10 601 188
8703339900	Other vehicles, > 2500 cc, not ckd,oththan 4 WD, diesel	0	5 140	0	60 300
8703901300	Oth electrically-powered vehicles,fortransport of persons, CKD	0	2 756	0	24 150
8703901900	Oth electrically-powered vehicles,fortransport of persons, not CKC	4	1 168	31	10 231
8703907000	Motor cars excl vans, not elect-powered,for transport of persons,	0	349	0	2 900
8703909000	Oth vehicles not electrically-powered,for transport of persons, not	6 789	7 084	295 788	296 932
8704101300	Damper,designed for-off highway,CKD,g.v.w. <= 5 t	7 849	20 907	39 095	66 244
8704101400	Damper,designed for-off highway,CKD,g.v.w. < 5 t but >= 10 t	0	1 231	0	18 400
8704101500	Damper,designed for-off highway,CKD,g.v.w. < 10 t but >= 20 t	0	43 998	0	146 186
8704101700	Damper,designed for-off highway,CKD,g.v.w. < 24 t but >= 45 t	0	277 500	0	2 820 288
8704101800	Damper,designed for-off highway,CKD,g.v.w. > 45 t	0	1 561 070	0	19 778 242
8704102300	Damper,designed for-off highway,not CKD, g.v.w. <= 5 t	13 317	29 708	61 709	126 835
8704102400	Damper,designed for-off highway,not CKD, g.v.w. < 5 t but >= 10 t	0	10 880	0	276 044
8704102600	Damper,designed for-off highway,not CKD, g.v.w. < 20 t but >= 24	0	308 604	0	783 865
8704102700	Damper,designed for-off highway,not CKD, g.v.w. < 24 t but >= 45	37 488	529 859	194 906	5 209 202
8704102800	Damper,designed for-off highway,not CKD, g.v.w. > 45 t	1 620 452	12 930 238	17 466 570	163 997 420
8704211900	Oth motor vehicles,for transport goods, g.v.w. <= 5 t,ckd, diesel	0	2 114	0	7 975
8704212900	Oth motor vehicles,for transport goods,g.v.w. <= 5 t, not ckd, dies	3 612 769	23 556 172	26 802 782	178 816 988
8704221900	Oth motor vehicles,for transport goods,g.v.w. <5 t but >= 6 t, ckd,	0	1 327 851	0	34 492 500
8704222300	Tanker vehicles;bulk cement truck,g.v.w. 5-6 t, not ckd, diesel	0	15 097	0	20 811
8704222900	Oth motor vehicles,for transport goods,g.v.w. 5-6 t, not ckd, diesel	6 970	6 970	58 666	58 666
8704223900	Oth motor vehicles,for transport goods, g.v.w. 6-20 t,ckd, diesel	55 663	109 624	480 999	887 977
8704224300	Tanker vehicles;bulk cement truck,g.v.w. 6-20 t, not ckd, diesel	0	11 484	0	34 572
8704225100	Oth motor vehicles,for transport goods,g.v.w. 6-10 t, not ckd, dies	0	9 315	0	30 393
8704225900	Other vehicles for the transport ofgoods,10-20 t, not ckd, diesel	142 590	186 020	1 466 962	1 740 642
8704231900	Other lorries (trucks), 20-24 t,ckd, diesel	0	115 670	0	228 588
8704232900	Other lorries (trucks), 20-24 t,not ckd, diesel	0	11 730	0	52 433
8704235900	Other lorries (trucks), 25-45 t,ckd, diesel	32 689	362 933	350 805	3 472 698
8704236100	Refrigerated lorries (trucks), 25-45 t,not ckd, diesel	0	107 073	0	48 857
8704236300	Tanker vehicles; bulk-cement lorries,25-45 t, not ckd, diesel	8 247	36 791	17 627	431 054
8704236600	Dumpers, 24-45 t, not ckd,diesel	959	1 030 195	46 782	3 949 137
8704236900	Other lorries (trucks), 25-45 t,not ckd, diesel	1 499 664	10 354 352	10 115 846	69 798 980
8704238600	Dumpers, g.v.w.> 45 t, not ckd, diesel	18	64	1 663	6 136
8704238900	Other lorries (trucks), > 45 t, not ckd, diesel	233 352	1 545 511	2 405 926	15 524 997
8704312900	Other lorries (trucks), <= 5 t, not ckdinternal combustion piston er	486 295	4 090 208	3 064 842	25 090 120
8704328100	Refrigerated lorries (trucks), 24-45 t,not ckd,internal combust pist	0	9 836	0	9 300
8704328900	Other lorries (trucks), g.v.w, 24-45 t,not ckd,internal combust pist	0	10 000	0	4 000
8704329800	Dumpers, g.v.w, > 45 t, not ckd,internal combustion piston engine	0	62	0	1 089
8704909900	Motor vehicles for the transportof goods, >45 t, not ckd	0	7	0	276
8705100000	Crane lorries	46 584	5 238 910	224 840	24 339 139
8705200000	Mobile drilling derricks	0	338 880	0	1 550 796
8705300000	Fire fighting vehicles	13 690	219 918	178 938	3 700 931
8705400000	Concrete-mixer lorries	335 673	2 614 199	818 947	7 941 115

## I.3. IM POR M ENURUT KOM ODITI / IM PORT BY HS COM M ODITY

\*\*\* AGUSTUS/ AUGUST 2014 \*\*\*

H S	Uraian Komoditi Commodity Description	Berat Bersih / Net Weight (Kg)		Nilai / Value C.I.F (US\$)	
		Bulan ini Current Month	Kumulatif Cum.Jan. to date	Bulan ini Current Month	Kumulatif Cum.Jan. to date
8705905000	Street clean vhl, cesspool emptiermobile clinic;spray lorries of all	0	100 337	0	2 103 333
8705909000	Other special purpose motor vehicles	176 958	2 913 441	3 320 864	21 813 854
8706001100	Chasis fitted with engines of agriculturtractors	0	3 500	0	13 725
8706001910	Chasis fitted with engines of pedestriancontrolled tractors, not agr	0	2 106	0	56 766
8706002910	Chasis fitted with engines for vehicles< 10 person, for cars <=24 t	8 726	24 296	34 626	151 842
8706003900	Oth chasis fitted with engines for vhlsof designed for transport of	0	418	0	22 604
8706004020	Chasis fitted with engines for vehiclestransport of goods, g,v,w > 2	0	120 734	0	1 818 496
8706005000	Chasis fitted with engines for specialpurposes motor vehicles	0	2 680	0	10 050
8707101000	Bodies for the vehicles transport ofpersons; go-karts;golf cars;golf	0	22	0	2 094
8707109000	Other bodies for the vehiclestransport of persons	117 747	412 144	775 496	4 221 079
8707901010	Bodies for road tractors semi-trailersor track-laying tractors	71	10 265	1 099	123 740
8707901020	Bodies for other tractor	85	3 450	3 562	43 309
8707903000	Bodies for special purpose motorvehicles	0	741	0	1 295
8707909010	Bodies for dumpers off highway use,not ckd, g,v,w > 45 t	10	135 636	250	199 199
8707909020	Other Bodies for the vehiclesof g.v.w .<= 24 t	13 704	66 987	72 903	675 166
8707909030	Other Bodies for the vehiclesof g.v.w .> 24 t	8 137	76 758	23 160	698 154
8708101000	Bumper and parts for tractors	3 075	21 002	38 926	210 339
8708109000	Bumper and parts for other tractors	258 228	2 201 363	2 701 145	24 006 245
8708210000	Safety seat belt for parts andaccessories	145 732	1 320 636	1 535 858	13 917 857
8708291100	Component of door trim assembly fortractors	7 894	10 282	87 610	137 728
8708291200	Component of door trimassembly fortransport of persons	237 149	2 000 681	2 905 517	24 707 965
8708291400	Component of door trim assembly fortransp>= 10 persons or tansp	49 573	486 116	227 232	1 995 257
8708291900	Component of door trim assembly forspecial purpose motor vehic	191 632	2 232 896	2 066 891	20 741 964
8708292000	Parts of safety seat belts	298 931	2 187 703	2 873 563	20 468 388
8708299200	Oth parts, access for vehicles oftractors	2 813	10 816	50 224	160 592
8708299300	Interior trim fitting; mudguards fortransport of persons	627 279	5 893 400	6 201 141	55 437 610
8708299400	Hood rods for vehiclestransport of persons	527	3 271	7 214	52 791
8708299500	Oth parts and accessoriesfor transport of person	989 984	7 083 013	8 782 537	65 151 493
8708299600	Interior trim fitting; mudguards fortransp>= 10 persons or tanspor	24 627	189 376	323 834	2 604 165
8708299700	Hood rods for transport>= 10 persons or tansport of goods	0	389	0	4 330
8708299800	Oth parts, access for transport>= 10 persons or transport of goods	8 784	59 696	188 353	1 064 496
8708299900	Other parts and access. Of motorvehicles of heading 8701-8705	624 474	5 374 193	6 485 717	59 176 704
8708301000	Brakes,servo-brakes; parts thereof fortractors	28 558	227 017	441 666	3 410 963
8708302100	Brake drums, brake disc or brake pipes for transport of persons	87 325	508 520	928 118	5 893 325
8708302900	Oth brake drums, brake disc or brakepipes for transport of person:	723 308	5 180 698	8 882 555	66 553 736
8708303000	Brake drums, brake disc or brake pipesof >= 10 persons/ transport	43 349	420 681	529 668	5 424 773
8708309000	Oth brakes,servo-brakes; parts thereoffor transport of persons	333 485	3 899 151	3 553 768	28 873 310
8708401100	Gear boxes, unassembled fortransport of persons	131 730	802 219	899 042	8 629 477
8708401300	Gear boxes, unassembled for special purpose vehicles or tansport	640	70 152	22 133	640 719
8708401400	Gear boxes, unassembled for vehiclestractors	2 000	4 202	21 612	64 519
8708401900	Gear boxes, unassembled fortransport vehicles , >= 10 person	54 673	2 211 526	780 450	20 045 361
8708402500	Gear boxes, assembled fortractors	75	4 980	2 650	134 195
8708402600	Gear boxes, assembled fortransport of persons	1 288 409	8 834 888	23 129 580	180 989 980
8708402710	Gear boxes, assembled; dumpers not ckd>= 1.2 t for goods/ special	3 956	48 383	69 762	671 142
8708402790	Gear boxes, assembled; dumpers not ckd< 1.2 t for goods/ special	34 632	192 285	886 243	5 112 590
8708402900	Gear boxes, assembled fortransport vehicles , >= 10 person	146 354	1 667 957	1 165 058	15 450 588
8708409100	Parts of gear boxes and parts thereoftractors	5 442	9 189	30 773	127 224
8708409200	Parts of gear boxes and parts thereoftransport of persons	695 854	4 779 651	10 009 509	70 504 242
8708409900	Oth parts of gear boxes for vehiclesof heang 8701-8705	158 983	1 445 373	5 756 743	43 779 731
8708501100	Drive-axes with differential, unassemblfor transport of persons	898 405	6 528 169	4 974 959	36 057 035
8708501300	Drive-axes with differential, unassemblfor goods/ special purpoc	89 626	574 313	476 999	2 341 412
8708501500	Drive-axes with differential, unassembltractors	2 296	66 132	40 504	745 219
8708501900	Drive-axes with differential, unassemblfor transport ,>=10 person	120 302	751 650	651 689	4 177 370
8708502500	Drive-axes with differential, assambledfor tractors	23 218	358 564	398 643	5 035 165
8708502600	Drive-axes with differential, assambledfor transport of persons	1 385 148	11 233 569	13 785 113	111 168 114
8708502710	Drive-axes for damper,not ckd dmtr >=120 mm for goods/ special	9 144	17 254	142 982	165 708
8708502790	Drive-axes for damper,not ckd dmtr <120 mmfor goods/ special pu	40 840	170 736	753 124	3 790 437
8708502900	Drive-axes with differential, assambledfor transport of persons	409 823	2 665 868	1 764 064	12 708 434
8708509100	Parts crown wheels&pinion of drive axleswith diff. for tractors	118	79 133	5 197	472 284
8708509200	Oth parts crown wheels&pinion of driveaxl with diff for tractors	2 837	17 194	61 619	408 288
8708509300	Parts of drive-axes with differential,for transport of person	167 061	991 787	1 185 039	8 865 627
8708509900	Oth parts of drive-axes withdifferential, for vehicles 8701-8705	241 177	1 885 361	1 766 177	14 119 962
8708701500	Road wheels of hub-caps for tractors	6 648	23 599	43 667	141 409
8708701600	Road wheels of hub-caps for transportof person	16 317	199 642	248 226	1 745 508



I.3. IM POR M ENURUT KOM ODITI / IM PORT BY HS COM M ODITY

\*\*\* AGUSTUS/ AUGUST 2014 \*\*\*

H S	Uraian Komoditi Commodity Description	Berat Bersih / Net Weight (Kg)		Nilai / Value C.I.F (US\$)	
		Bulan ini Current Month	Kumulatif Cum.Jan. to date	Bulan ini Current Month	Kumulatif Cum.Jan. to date
8708701700	Road wheels of hub-caps for vehicles>= 10 persons or transport of	379	94 891	4 863	84 220
8708701900	Road wheels of hub-caps for special purpose motor vehicles	53 440	471 321	90 285	1 680 266
8708702200	Road wheels of wheels fitted with tyres for transport of person	4 230	34 714	59 467	600 353
8708702900	Road wheels of wheels fitted with tyres for transp person; goods; sp	563	1 298	3 375	11 435
8708703100	Road wheels of wheels not fitted with tyres for tractors	0	1 034	0	2 107
8708703200	Road wheels of wheels not fitted with tyres for transport of person	216 568	1 923 906	1 063 942	9 035 116
8708703910	Road wheels of wheels not fitted with tyres of damper, not ckd dml	25 486	25 793	85 210	92 144
8708703990	Road wheels of wheels not fitted with tyres of damper, not ckd dml	136 552	10 102 828	177 204	4 917 828
8708709500	Other road wheel and parts for tractors	1 326	20 699	24 734	272 888
8708709600	Other road wheel and parts for vehicles >= 10 persons or transport	24 204	470 484	50 291	1 073 402
8708709700	Other road wheel and parts for vehicle transport of person	86 807	854 065	773 830	5 240 664
8708709900	Other road wheel and parts for special purpose motor vehicles	88 602	1 064 965	160 254	3 920 094
8708801500	Suspension systems for tractors	469	25 013	15 189	224 992
8708801600	Suspension systems for transport of person	227 204	1 167 909	1 960 681	10 619 062
8708801700	Suspension systems for damper off highway use or special purpose r	55	135 265	322	412 135
8708801900	Suspension systems for transport , >= 10 person	58 335	1 181 565	226 878	5 521 045
8708809100	Parts suspension systems for tractors	120	3 036	3 487	61 187
8708809200	Parts suspension systems for transport of persons	314 460	2 152 513	2 652 035	20 036 301
8708809900	Parts suspension systems for transport of person or special purpos	164 773	1 637 992	1 348 837	14 613 103
8708911500	Radiators for tractors	1 089	15 503	14 128	227 382
8708911600	Radiators for transport of person	42 849	299 393	426 948	2 877 141
8708911700	Radiators for vehicles >= 10 persons or transport of goods	12 292	151 936	248 557	1 987 309
8708911900	Radiators for special pupose vehicles	115 760	684 787	1 066 342	7 758 143
8708919100	Parts of radiators for tractors	5 063	24 132	58 608	334 162
8708919200	Parts of radiators for transport of person	41 064	292 065	411 601	4 017 736
8708919900	Parts of radiators for vehicles of person; goods; special purpose	143 229	1 114 302	2 186 005	16 455 739
8708921000	Slencers (mufflers), exhaust pipe; parts for vehicles tractors	419	4 397	6 089	168 155
8708922000	Slencers (mufflers), exhaust pipe; parts for transport of persons	134 057	1 369 250	1 471 863	15 121 838
8708924000	Slencers (mufflers), exhaust pipe; parts for vhcls >= 10 persons/ tans	31 610	191 646	344 190	2 103 554
8708929000	Slencers (mufflers), exhaust pipe; parts for special purpose motor v	99 561	865 311	1 042 402	10 155 902
8708935000	Clutches and parts thereof for vehicle tractors	3 357	26 558	39 483	342 710
8708936000	Clutches and parts thereof for vehicle transport of persons	451 033	3 772 794	5 186 702	42 202 452
8708937000	Clutches and parts thereof for vehicle transport of goods/ special p	28 064	184 244	322 664	2 511 694
8708939000	Clutches and parts thereof for vehicles transport , >= 10 person	294 069	2 072 890	1 841 784	13 010 935
8708941000	Steering wheels with airbag assemblies	5 289	57 367	73 459	486 789
8708949400	Oth steering wheels with airbag assemblies for tractors	701	10 245	13 934	308 935
8708949500	Oth steering wheels with airbag assemblies for transport of person	1 630 713	11 767 048	15 636 806	119 228 593
8708949900	Oth steering wheels with airbag assembli of vhcls persons; goods; sp	464 899	4 303 114	5 024 494	40 858 023
8708951000	Safety airbags with inflater system for vehicles	184 059	1 458 336	2 355 373	19 329 856
8708959000	Parts safety airbags with inflater system	110 476	731 229	2 696 877	18 456 932
8708991000	Other parts & acces. for other vehicles of tractors	109 871	993 040	2 237 911	15 465 700
8708992100	Fuel tanks for vehicles transport persons or goods	280 533	2 326 483	3 177 963	28 231 049
8708992300	Parts of fuel tanks for vehicle transport of persons or goods	105 937	766 397	719 829	6 987 006
8708993000	Accelerator, brake or clutch padals for vehicles transport of persons	54 127	489 494	774 815	6 527 328
8708994000	Battery carriers or trays & brackets for vehicles transport of person	849	48 082	20 747	848 771
8708995000	Radiator shrouds for vehicle transport of persons or goods	86	3 236	3 478	37 477
8708996100	Chasis frames for vehicles for transport , >= 10 person	91	54 398	2 714	586 923
8708996200	Chasis frames for vehicle transport of persons	982 235	6 116 115	4 773 627	43 571 400
8708996310	Chasis frames for vehicles <= 24 t transport of goods	85 457	1 136 166	347 852	2 943 126
8708996320	Chasis frames for vehicles > 24 t transport of goods	69	352	2 135	7 803
8708997000	Other chasis frames or parts	3 214 458	20 619 008	44 204 484	266 264 621
8708999000	Other parts, acces for other vehicles of heading 8701- 8705	3 330 153	24 248 460	24 359 946	184 073 835
8709110000	Electrical vehicles, works trucks, self-propelled, not fiited with liftin	11 092	139 194	82 797	1 225 598
8709190000	Non electrical vehicles, works trucks self-propelled, not fiited with li	110 763	841 738	69 926	8 027 768
8709900000	Parts of work trucks, self-propelled, not fitted with lift/ handl equip,	12 027	57 228	28 917	251 293
8710000000	Tanks, other armoured fighting vehicles, motorised, with weapons	68 055	451 205	394 300	31 663 146
8711101200	Moped and motorised bicycles, recipoint combust piston engine <	13 500	47 872	41 794	148 819
8711101300	Other motorcycle and scooters, recipoint combust piston engine	8 564	22 036	31 593	80 602
8711101900	Other motorcycles, reciprocating inter.combust. piston engine < 5l	0	844	0	671
8711109200	Moped and motorised bicycles, recipro intcombust piston engine <	3 332	8 480	9 090	39 976
8711109300	Other motorcycle and scooters, reciproin combust piston engine <	0	13 908	0	28 608
8711109900	Other motorcycles, reciprocating inter.combust. piston engine < 5l	0	2 995	0	191 092
8711201010	Motocross motorcycles, with recipoint combust pist engine, 50-2l	0	63	0	500
8711201090	Motocross motorcycles, with recipro intcombust pist engine, 50-2l	2 937	110 047	29 220	1 508 719

**I.3. IM POR M ENURUT KOM ODITI / IM PORT BY HS COM M ODITY**  
**\*\*\* AGUSTUS/ AUGUST 2014 \*\*\***

HS	Uraian Komoditi Commodity Description	Berat Bersih / Net Weight (Kg)		Nilai / Value C.I.F (US\$)	
		Bulan ini Current Month	Kumulatif Cum.Jan. to date	Bulan ini Current Month	Kumulatif Cum.Jan. to date
8711202000	Moped and motorised bicycles with recipint combust pist engine, i	910	105 519	14 525	1 301 855
8711203100	Motorcycles of cylinder capacity150-200 cc, ckd	12 293	556 447	19 411	705 979
8711203200	Motorcycles of cylinder capacity200-250 cc, ckd	0	13 724	0	218 895
8711203900	Motorcycles of cylinder capacity> 250 cc, ckd	0	9 041	0	110 867
8711204500	Motorcycles of cylinder capacity<= 200 cc, not ckd	60 154	431 435	137 008	1 066 430
8711204900	Motorcycles of cylinder capacity> 200 cc, not ckd	0	5 836	0	12 246
8711205100	Motorcycles (not side-cars)incl.Scootersof cylinder capacity 150-200	57 120	598 702	319 368	4 712 294
8711205200	Motorcycles (not side-cars)incl.Scootersof cylinder capacity 200-250	157 836	4 693 573	2 743 135	70 290 114
8711205900	Motorcycles (not side-cars)incl.Scootersof cylinder capacity > 250 cc	136 888	1 496 677	1 871 105	21 724 138
8711209000	Other motorcycles (not side-cars)include Scooters	115 400	202 801	393 274	583 710
8711301010	Motocross motorcycles with recipro intcombustion piston engine	0	18 642	0	113 377
8711301090	Motocross motorcycles with recipro intcombust piston engine 250-300	10 184	26 898	77 900	220 004
8711309000	Oth motocross motorcycles with recipoint combustion piston eng	370	16 685	3 518	385 525
8711401090	Motocross motorcycles, with recipro intcombust pist engine, 500-800	1 120	2 038	25 200	44 528
8711402000	Other motorcycles, with recipro intcombust piston engine, 500-800	0	629	0	22 299
8711409000	Other motorcycles, with recipro intcombust piston engine,500-800	10 565	123 628	244 155	2 975 385
8711502000	Other motorcycles, recipro int combustpiston engine, > 800 cc, ckd	1 782	148 138	24 307	3 895 395
8711509000	Other motorcycles, recipro int combustpiston engine, > 800 cc, no	14 457	71 010	428 017	2 191 273
8711905100	Electrical powered motorcycles, ckd	114 493	630 406	103 972	673 311
8711909100	Electrical powered motorcycles, not ckd	0	27 788	0	59 964
8711909900	Other electrical powered motorcycles not ckd	0	15 294	0	1 157 213
8712001000	Racing bicycles	294 906	1 538 174	214 885	1 217 690
8712002000	Bicycles designed to be riddenby children	1 770 617	12 138 815	1 192 273	8 801 533
8712003000	Other bicycles	1 195 674	10 184 542	1 040 043	8 503 620
8712009000	Other cycles	1 267	402 567	53 454	2 724 272
8713100000	Carriages for disabled persons,not mechanically propelled	52 131	342 817	144 377	998 877
8713900000	Carriages for disabled persons,mechanically propelled	91 959	886 672	238 485	2 485 081
8714101000	Saddles of motorcycles (incl. mopeds)	3 944	64 284	4 845	83 440
8714102000	Spokes/ nipples of motorcycles(including mopeds)	47 324	441 386	76 001	644 896
8714109010	Frame and forks(incl. Telescopic fork,rear suspension and parts ther	429 045	2 604 383	1 997 286	15 306 284
8714109020	Gearing,gearbox,cluth and othertransmission equip. and part the	446 950	2 741 172	2 701 292	19 982 615
8714109030	Wheel rims	1 716 359	13 548 776	8 810 757	71 097 919
8714109040	Brakes and parts thereof	214 335	1 530 779	658 507	4 604 793
8714109050	Slencers (mufflers) and parts thereoffor vehicles of heading 8711-	36 514	257 854	279 425	1 853 319
8714109090	Oth parts and accessories of vehiclesof heading 8711- 8713	6 947 909	51 378 151	22 264 628	150 033 217
8714201100	Castors of a dmm (incl. tyres) 75-100 mmthat the wheel width > 30	0	10	0	480
8714201900	Castors of a dmm (incl. tyres) > 250 mmthat the wheel width > 30 r	4 288	9 182	54 844	112 173
8714209000	Other parts of carriages fordisabled persons	10 672	63 758	35 061	153 934
8714911000	Frame and forks for bicycles designetto be ridden by children	503 762	3 599 310	473 097	3 478 372
8714919100	Parts for forks	30 352	172 433	19 357	124 008
8714919900	Other parts for forks	130 916	1 049 032	841 540	6 689 999
8714921000	Wheel rims and spokes for bicyclesdesignet to be ridden by childre	107 938	881 183	101 720	905 548
8714929000	Other wheel rims and spokes	151 846	1 271 905	219 552	2 024 720
8714931000	Hubs, (exlc coaster brake hub, hub brakefree/ sprocket-wheel),bicy	51 922	423 393	48 972	532 405
8714939000	Oth hubs, (exlc coaster braking hub,hub brake, free/ sprocket-whe	285 928	2 012 148	670 418	5 259 190
8714941000	Brakes,(incl coast brake hub,hub brake)for bicycles to be ridden by	100 601	628 480	126 512	1 273 099
8714949000	Oth brakes, (incl coaster braking hubs,hub brakes)	285 149	1 727 152	891 593	6 255 054
8714951000	Saddles for bicycles designetto be ridden by children	112 774	561 908	137 974	629 958
8714959000	Other saddles	213 642	1 233 786	228 666	1 630 850
8714961000	Pedals and crank-gear,& parts thrf orbicycles to be ridden by chilc	147 757	810 351	175 045	924 747
8714969000	Other pedals and crank-gear,and parts thereof	569 907	3 074 359	952 316	6 903 583
8714991100	Handle,bars,pillars or parts & access.of bicycle to be ridden by chil	326 412	2 879 134	286 774	2 550 164
8714991200	Chain wheels and cranks for bicyclesdesignet to be ridden by child	87 625	742 977	76 325	691 641
8714999100	Oth handle,bars,pillars or parts andaccessories	3 146 829	20 258 713	2 313 550	23 282 747
8714999200	Other chain wheels and cranks	285 193	2 312 258	832 919	7 786 033
8715000000	Baby carriages and parts thereof	218 377	2 045 450	537 296	5 966 499
8716200000	Self-loading/self-unloading trailers & semi-trailers for agricultural p	0	14 687	0	21 252
8716310000	Tanker trailers,tanker semi-trailersfor the transport of goods	72 020	649 993	547 250	1 898 726
8716394000	Agricultural trailers and semi-trailers	0	1 000	0	2 085
8716399100	Oth agricul. trailers and semi-trailerscarrying capacity > 200 t	0	218 952	0	830 019
8716399900	Oth agricul. trailers and semi-trailerscarrying capacity < 200 t	61 481	513 133	76 663	593 072
8716400000	Other trailers and semi-trailers	27 753	650 224	71 043	4 640 898
8716801000	Cart,wagon,sack truck,hand trolleys & similar hand-propelled vhcl t	29 768	475 040	121 492	1 947 329
8716802000	Wheelbarrows	462 266	1 868 158	192 562	794 583

**I.3. IM POR M ENURUT KOM ODITI / IM PORT BY HS COM M ODITY**  
**\*\*\* AGUSTUS/ AUGUST 2014 \*\*\***

H S	Uraian Komoditi Commodity Description	Berat Bersih / Net Weight (Kg)		Nilai / Value C.I.F (US\$)	
		Bulan ini Current Month	Kumulatif Cum.Jan. to date	Bulan ini Current Month	Kumulatif Cum.Jan. to date
8716809000	Oth vehicles not mechanically propelled	50 680	438 108	544 746	2 130 299
8716901300	Parts for trailer and semi-trailers for goods of agricultural puposes	95 792	3 297 152	284 689	4 579 610
8716901900	Other parts for trailer and semi-trailer	632 647	4 122 125	684 364	11 429 166
8716909200	Castors of a dmm (incl. tyres) 100-250mm that the wheel width > 3	68 487	493 125	218 140	1 532 785
8716909300	Other parts for other vehicles	57 968	1 170 344	158 603	3 998 760
8716909400	Spokes and nipples	8	138	270	1 115
8716909500	Castors for goods of sbhd 8716.80.90 dmm incl tyres 100-250mm v	9 647	76 124	111 921	1 006 477
8716909600	Other castor	2 114	40 371	8 276	111 042
8716909900	Oth trailer and semi-trailers, oth vhcls not mechanically propelled	575 956	4 634 586	1 484 900	12 503 446
8801000000	Balloon, dirigibles, glider, hang gliders and other non-powered aircr	0	82	0	250
8802110000	Helicopters of an unladen weight <= 2,000 kg	0	15 562	0	7 969 137
8802120000	Helicopters of an unladen weight > 2,000 kg	0	23 182	0	16 634 645
8802201000	Aeroplane of an unladen weight <= 2,000 kg	1 950	29 754	521 236	8 508 064
8802209000	Aeroplane of an unladen weight > 2,000 kg	0	13 911	0	29 603 352
8802301000	Aeroplane of an unladen weight >2,000 kg and <= 15,000 kg	14 250	32 521	6 394 565	14 731 595
8802401000	Aeroplanes of an unladen weight > 15,000 kg	0	121 947	0	28 900 902
8802409000	Other aircraft of an unladen weight > 15,000 kg	12 025	12 025	16 080 000	16 080 000
8803100000	Propellers, rotors, parts thereof heading 8801 or 8802	6 528	104 363	172 270	821 945
8803200000	Under-carriages, parts thereof heading 8801 or 8802	673	11 163	21 984	1 658 883
8803300000	Other parts of aeroplanes/helicopters heading 8801 or 8802	88 932	466 903	21 150 940	205 401 283
8803901000	Parts of telecommunication satellites	3	5	496	576
8803909000	Other parts of goods of ballon, dirigibles and other aircraft	32 508	109 513	2 488 910	29 521 694
8804001000	Parachutes (incl dirigible parachutes, paragliders) & rotochutes, part	0	251	0	48 208
8804009000	Oth parachutes (incl dirigible parachut, paragliders) & rotochutes, pa	54	3 166	555	2 105 437
8805100000	Aircraft launching gear, part thereof, deck arrestor/ similar gear, par	0	63 446	0	5 561 063
8805291000	Ground flying trainers	0	33 975	0	7 499 218
8805299000	Parts of ground flying trainers	4 471	63 168	526 735	4 809 106
8901101000	Cruise ships, excursion boats, ferry-boats all kinds of gross tonnage	496	496	19 969	19 969
8901106000	Cruise ships, excursion boats, ferry-boats of gross tonnage >500 but	1 504 000	1 504 000	4 509 425	4 509 425
8901205000	Tankers of gross tonnage <= 5000 ton	1 321 000	19 738 000	3 184 316	22 253 112
8901207000	Tankers of gross tonnage > 5000 ton but <= 50000 ton	0	51 206 000	0	91 807 172
8901208000	Tankers of gross tonnage > 50000 ton	0	61 111 000	0	50 998 588
8901901100	Other vessels, for transp. not motorised of gross tonnage <= 26 ton	0	22	0	5 089
8901901400	Other vessels, for transp. not motorised of gross tonnage > 500 ton	5 359 810	54 408 877	1 141 896	80 100 887
8901903100	Other vessels, for transp. motorised of gross tonnage <= 26 ton	0	678 564	0	176 592
8901903200	Other vessels for transport, motorised of gross tonnage > 26 but <=	1 334 920	4 491 920	894 212	13 008 707
8901903300	Other vessels, for transp. motorised of gross tonnage > 500 but <=	1 255 000	4 262 000	1 302 240	18 476 234
8901903400	Other vessels, for transp. motorised of gross tonnage >1000 but <=	6 918 000	55 251 134	1 317 825	119 916 777
8901903500	Other vessels, for transp. motorised of gross tonnage >4000 but <=	0	8 739 000	0	8 293 651
8901903600	Other vessels, for transp. motorised of gross tonnage >5000 but <=	2 179 000	29 637 000	23 380 000	92 391 025
8902002100	Fishing vessels of gross tonnage <= 26 ton	7	55 427	3 770	35 770
8902002200	Fishing vessels of gross tonnage > 26 but <= 40 ton	0	51 880	0	17 122
8902002300	Fishing vessels of gross tonnage > 40 but <= 250 ton	56 000	2 535 910	1 221 698	3 361 648
8902002400	Fishing vessels of gross tonnage > 250 but <= 1000 ton	0	6 235 457	0	4 394 526
8902009300	Other fishing vessels of gross tonnage > 40 but <= 250 ton	0	9 903 000	0	4 422 000
8903100000	Yachts & oth vessels for pleasure/ sports rowing boats & canoes, infla	10 142	32 031	50 245	111 856
8903910000	Sailboats, with/without auxiliary motor, not inflatable	0	23 161	0	112 572
8903920000	Motorboats, other than outboard motor, not inflatable	12 869	64 793	84 558	1 322 113
8903990000	Other vessels for pleasure/ sports; canoes, not inflatable	8 147	51 127	26 475	198 717
8904003100	Tugs and pusher craft, power <= 4000 hp of gross tonnage <= 26 to	131 520	2 193 830	327 127	31 384 291
8904003900	Tugs and pusher craft, power > 4000 hp of gross tonnage <= 26 to	55 000	2 377 854	906 936	36 484 071
8905100000	Dredgers	149 000	4 300 195	1 726 507	13 308 090
8905200000	Floating/submersible drilling/ production platforms	10 898	14 599	67 630	227 249
8905901000	Floating docks	0	64 442	0	81 000
8905909000	Oth vessels w/ navigability of which is subsidiary to their main funct	1 231	6 912 759	652	30 751 063
8906100000	Warships	0	220 851	0	1 728 375
8906901000	Lifeboats oth than rowing boats, oth vessels of displacement <= 30	0	90 027	0	1 282 800
8906902000	Lifeboats oth than rowing boats, oth vessels of displace.> 30 but <=	9 013	10 082	88 864	91 010
8906909000	Lifeboats oth than rowing boats, oth vessels of displacement > 300	39 276	346 307	878 541	4 859 306
8907100000	Floating structures, inflatable rafts	40 493	284 013	112 196	2 131 218
8907901000	Buoys	65 750	344 428	236 662	3 273 422
8907909000	Other floating structures	341 108	2 351 243	1 111 233	10 413 563
8908000000	Vessel and oth floating structures for breaking up	0	228 005	0	1 271 787
9001101000	Optical fibres, optical fibre bundles & cables for telecom. & oth elect	24 651	190 940	1 534 422	17 600 239

**I.3. IM POR M ENURUT KOM ODITI / IM PORT BY HS COM M ODITY**  
**\*\*\* AGUSTUS/ AUGUST 2014 \*\*\***

H S	Uraian Komoditi Commodity Description	Berat Bersih / Net Weight (Kg)		Nilai / Value C.I.F (US\$)	
		Bulan ini Current Month	Kumulatif Cum.Jan. to date	Bulan ini Current Month	Kumulatif Cum.Jan. to date
9001109000	Optical fibres, optical fibre bundles&cables for other purpose	2 967	41 622	43 669	932 751
9001200000	Sheets and platesof polarising material	97	1 161	13 148	39 094
9001300000	Contact lenses	26 019	219 600	3 626 165	30 750 692
9001400000	Spectacle lenses of glass	0	1 238	0	11 230
9001500000	Spectacle lenses of other materials	18 005	175 036	681 515	3 981 932
9001901000	Lenses & optic elements for photograpor cinematographic camera	9 348	68 498	752 516	6 497 026
9001909000	Other elements of glass notoptically worked	73 006	778 049	963 270	10 419 584
9002111000	Objective lenses for cinematographicprojector	514	4 717	125 261	301 019
9002119000	Objective lenses for cameras andother projector	10 187	117 920	947 008	8 514 486
9002190000	Objective lenses for otherinstruments & apparatus	29 794	223 289	1 156 821	10 105 300
9002201000	Filters for cinematographic projectors	0	602	0	30 429
9002202000	Filters for cinematographic cameras,photographic cameras & oth	0	83	0	20 916
9002203000	Filters for telescopes/ microscopes	11	300	1 603	39 832
9002209000	Filters for oth instruments&apparatus	2 198	26 686	121 729	273 905
9002902000	Lenses&prisms for cinematographicprojectors	981	2 001	3 641	68 287
9002903000	Lenses&prisms for cinematographic,photographic cameras & oth	310	6 432	106 480	1 071 929
9002909000	Other Lenses & prisms	2 655	16 901	510 457	3 866 721
9003110000	Frames & mountings for spectacles,goggles of plastics	5 415	94 536	43 152	1 248 884
9003190000	Frames & mountings for spectacles,goggles of other materials	5 975	42 660	159 974	1 466 457
9003900000	Parts for spectacles,goggles	8 149	79 168	235 161	1 950 722
9004100000	Sunglasses	129 192	1 187 554	1 020 654	8 229 384
9004901000	Corrective spectacles	9 597	114 679	76 406	894 977
9004905000	Protective goggles	17 288	128 185	73 606	511 002
9004909000	Other spectacles & goggles	69 215	671 780	2 521 404	7 752 307
9005100000	Binoculars	1 546	56 487	24 885	7 322 249
9005801000	Astronomical instrumens, excludinginstruments for radio-astron	0	446	0	12 866
9005809000	Monoculars & oth optical telescopes	18 361	102 597	204 385	5 697 166
9005909000	Parts&accessories (include mountings)for oth optical telescopes	13 495	45 399	69 589	2 722 973
9006109000	Oth laser photoplotter,cameras of a kind used for preparing print	2 144	15 750	5 377	81 392
9006300000	Cameras specially design for under wateruse for aerial survey, me	763	2 861	307 238	1 349 438
9006400000	Instant print cameras	0	2 577	0	534 062
9006510000	Oth cameras w/ a through-the lens viewfinder(slr),for roll film of w	4 830	186 660	33 463	855 716
9006520000	Oth cameras for roll film of width<35 mm	0	23	0	683
9006530000	Oth cameras for roll film of width=35mm	1	3	5	1 721
9006599000	Lasers photo plotters/ imagesetterswithout raster image processor	0	9 591	0	70 359
9006610000	Discharge lamp ("electronic") flashlightapparatus	36	12 541	2 657	42 849
9006690000	Photographic flashbulbs apparatus	569	24 326	428	79 278
9006911000	Parts & accessories for laser photoplotters of subheading 9006101	0	4	0	2 455
9006913000	Parts & accessories for instan printcamera,w/ slr,roll film a width<	0	10 439	0	64 064
9006919000	Other parts & accessories for cameras	41 489	180 460	102 515	614 082
9006991000	Parts & accessories for photographicflash-light apparatus	690	6 516	1 110	19 432
9006999000	Parts & accessories oth than forphotograp flash-light apparatus	11 329	45 998	23 050	996 281
9007100000	Cinematographic cameras	1 202	55 975	4 278	646 081
9007209000	Cinematographic projectors for film ofmore than 16 mm in width	23 902	172 288	63 135	5 049 244
9007910000	Parts and accessories forcinematographic cameras	8 311	53 842	130 488	844 962
9007920000	Parts and accessories forcinematographic projectors	4 621	38 103	960 860	6 411 975
9008501000	Projector,enlarge/ reducer,microfilm/ fiche/ form whether/ not cap	0	2 168	0	49 953
9008509000	Projector,enlarge/ reducer,oth microfilm/ fiche/ form whether/ not	26 560	185 898	39 048	468 036
9008902000	Part&accessories for image projectorof fotographic, enlarge & red	0	1 960	0	20 092
9008909000	Part&accessories for image projectoroth of fotographic, enlarge &	2 423	5 490	40 383	180 910
9010100000	App & equipment for automaticallydevelope/expose photographic	6 995	123 489	31 055	394 119
9010501000	App for the projec/draw of circ patternon sensitized substrates,ma	0	12 965	0	115 350
9010509000	Oth app&equip for photograph laboratorie(inc cinematographic);	0	76	0	2 686
9010601000	Projection screens of 300 inches or more	29 979	337 787	186 092	1 743 047
9010609000	Projection screens of 300 inches or less	20 409	158 734	60 675	602 880
9010901000	Parts&accessores of apparatus&equipmentsfor automatically dev	0	818	0	19 156
9010903000	Parts&acc of app for the projection/drawing of circuit patterns of	0	19	0	952
9010909000	Parts&accessoris of other apparatus&equipment for photographic	4	12 642	8	241 872
9011100000	Stereoscopic microscopes	2 148	24 710	13 891	546 164
9011200000	Oth microscopes for photomicrography, cinephotomicrography or	3 304	41 985	115 462	1 497 515
9011800000	Other optical microscopes	5 465	23 641	747 460	3 966 603
9011900000	Parts and accessories of compoundoptical microscopes	0	357	0	75 032
9012100000	Microscopes oth than optical microscope diffraction apparatus	1 717	27 171	726 622	2 475 200
9012900000	Parts and accessories for microscopeoth than optical microscope	1 427	2 910	61 248	275 669

I.3. IM POR M ENURUT KOM ODITI / IM PORT BY HS COM M ODITY

\*\*\* AGUSTUS/ AUGUST 2014 \*\*\*

H S	Uraian Komoditi Commodity Description	Berat Bersih / Net Weight (Kg)		Nilai / Value C.I.F (US\$)	
		Bulan ini Current Month	Kumulatif Cum.Jan. to date	Bulan ini Current Month	Kumulatif Cum.Jan. to date
9013100000	Telescopic sights for fitting to armsperiscopes,telescopes to part o	24	1 061	2 547	9 446
9013200000	Lasers, other than laser diodes	510	18 856	85 880	3 756 611
9013801000	Optical error verifications&repairapp for pcb/pwb&pca	1 679	19 811	82 839	896 959
9013802000	Liquid crystal devices	11 405	78 711	896 679	11 220 730
9013809000	Other devices, appliances&instrumentsof other optical appliances	103 441	540 169	685 232	7 625 126
9013901000	Parts & accessories of lasers oth thanlaser diodes (sub head 90132	74	1 388	3 574	107 384
9013905000	Parts&accessories of liquid crystaldevices (sub head 90138020)	0	711	0	22 495
9013906000	Parts & accessories of goods of opticalerror repair apparatus for p	0	14	0	5 814
9013909000	Parts & accessories of oth than goods oflasers,liquid crystal,oth de	7 999	87 677	335 871	4 189 071
9014100000	Direction finding compasses	2 089	42 258	7 270	1 058 679
9014200000	Instrum&appl for aeronautical/ spacenavigation (other than compa	416	45 272	66 367	1 090 612
9014801000	Oth navigation instrum&appl of used onship work with an automa	164	21 708	151	2 642 322
9014809000	Oth navigation instrum&applof oth used on ships	3 504	45 698	26 447	2 288 029
9014901000	Parts&acc of navigation instrum&app ofon ships,with automatic d	87	17 519	1 330	1 865 513
9014909000	Parts & accessories of other navigationinstruments & appliances	1 625	17 468	648 175	2 813 439
9015101000	Rangefinders of used in photography or cinematography	0	193	0	32 209
9015109000	Rangefinders other than of used inphotography or cinematograph	3 227	115 323	57 451	1 256 485
9015200000	Theodolites & tachymeters (tacheometers)	0	16 935	0	1 693 842
9015300000	Levels [measuring higher of ground]	13 842	63 906	60 602	569 839
9015400000	Photogrammetrical surveying instrumentsand appliances	6 319	23 662	119 357	576 558
9015801000	Radio sonde and radio wind apparatus	0	18 394	0	1 854 176
9015809000	Other instruments&appliances oth thanRadio sonde and radio win	53 831	221 461	3 820 837	20 434 903
9015900000	Parts & accessories of surveyinginstruments & appliances	23 058	238 553	2 447 198	25 742 137
9016000000	Balances of a sensitivity of 5 cg orbetter, w/without their weights	1 850	120 685	104 382	2 188 698
9017101000	Plotters,drafting tables and machines,whether not automatic	1 008	27 430	24 984	226 146
9017109000	Drafting tables and machines,whether not automatic other than p	1 376	33 445	121 662	851 645
9017201000	Rulers,drawing,marking out,ormathematical calculating instrumen	15 427	229 501	34 330	416 814
9017203000	App for the project/draw of circ patternon sens'zed subs's for mfc	25	620	2 314	77 531
9017204000	Photo plotters for the manufactureof pcb/pwb	2	12	1 127	19 402
9017205000	Oth Plotter, drawing,marking out,ormathematical calculating instr	9	9	80	80
9017209000	Other drawing,marking-out/ mathematical calculating instruments	83 500	615 088	128 424	1 378 413
9017300000	Micrometers, callipers and gauges	41 072	321 312	1 348 105	9 488 143
9017800000	Oth instruments for measuring lengthfor use in hand, rods and tap	284 535	1 942 494	1 061 563	5 776 830
9017902000	Parts&acc of app for the project/draw ofcirc pattern,sens substrat	342	2 285	23 222	154 730
9017903000	Parts&acc of photoplotters for themanufac of pcb/pwb	0	584	0	29 388
9017904000	Parts&accessories,incl printed circuitsassemblies of other plotters	13	212	944	26 639
9017909000	Parts & accessories of oth instrumentsfor measuring length for use	2 277	68 699	24 090	648 073
9018110000	Electro-cardiographs,used in medical	2 896	25 630	260 085	1 937 485
9018120000	Ultrasonic scanning apparatus,used in medical	10 062	61 301	1 319 863	9 840 243
9018130000	Magnetic resonance imaging apparatusused in medical	22 329	104 662	458 434	6 900 954
9018140000	Scintigraphic apparatusused in medical	1 078	3 742	51 167	308 405
9018190000	Other electro-diagnostic apparatusused in medical	16 722	94 262	1 053 935	7 221 908
9018200000	Ultra-violet/infra-red ray apparatusused in medical	682	10 661	66 141	1 035 371
9018311000	Disposable syringes, with or withoutneedles	130 539	973 349	964 952	7 722 113
9018319000	Syringes, with/without needlesother than disposable syringes	55 122	153 344	837 812	2 792 611
9018320000	Tubular metal needles and needlesfor sutures	66 056	320 754	745 308	4 449 069
9018391000	Catheters	32 665	345 984	1 429 077	10 907 237
9018399000	Cannulae and the like	75 238	333 465	1 154 147	7 610 755
9018410000	Dental drill eng,whether/ not combinedon a single base with oth d	195	687	7 101	133 175
9018490000	Oth instruments and appliances,used in dental sciences	24 996	78 219	119 603	696 202
9018500000	Oth ophthalmic instruments&appliances	6 828	30 987	1 084 848	7 769 287
9018902000	Intravenous administration set	77 025	820 857	1 556 610	12 224 898
9018903000	Electronic instruments and appliances,used in medical	1 168 505	5 865 123	5 687 356	30 193 919
9018909000	Other instruments and appliances,used in medical	203 057	1 892 491	5 482 972	45 766 327
9019101000	Electronic,mechano-therapy appliancesmassage,psycho aptitude-t	19 984	60 683	189 169	620 253
9019109000	Mechano-therapy appliance massage,psycho aptitude-test appara	79 932	464 981	174 241	3 818 883
9019200000	Ozone therapy,oxygen therapy, aerosoltherapy, artificial respiratic	68 788	899 004	2 930 476	12 890 203
9020000000	Breath appl,gas masks,excl protec maskshave neither mech part,r	14 225	223 243	322 490	3 171 724
9021100000	Orthopaedic or fracture appliances	22 828	117 890	269 647	1 525 748
9021210000	Artificial teeth,orthopaedic appliances	518	1 169	115 464	245 623
9021290000	Dental fittings,orthopaedic appliances	19	788	6 595	61 416
9021310000	Artificial joints,orthopaedic appliances	166	1 951	96 039	1 245 960
9021390000	Other artificial parts of the body	131	2 271	310 667	726 361
9021400000	Hearing aids, excluding partsand accessories	543	11 173	481 147	12 901 615

**I.3. IM POR M ENURUT KOM ODITI / IM PORT BY HS COM M ODITY**  
**\*\*\* AGUSTUS/ AUGUST 2014 \*\*\***

H S	Uraian Komoditi Commodity Description	Berat Bersih / Net Weight (Kg)		Nilai / Value C.I.F (US\$)	
		Bulan ini Current Month	Kumulatif Cum.Jan. to date	Bulan ini Current Month	Kumulatif Cum.Jan. to date
9021500000	Pacemakers for stimulating heartmuscles,excluding parts& accesso	0	2	0	7 609
9021900000	Oth appl.which are worn/carried/implanin the body,to compensat	22 756	125 397	6 842 269	67 232 178
9022120000	Computed tomography apparatus	17 362	141 485	1 874 179	7 565 488
9022130000	X-ray app for dental uses	862	3 641	91 930	214 771
9022140000	X-ray app for medical,surgical orveterinary uses	39 761	166 343	3 649 248	12 074 005
9022191000	X-ray app for the physical inspectionof solder joints on pcb/pwb as	20 230	51 761	285 866	1 600 075
9022199000	X-ray For radiografi or radiotherapy apparatus	6 176	33 909	266 418	1 324 642
9022290000	Alpha,beta/ gamma radiations,forradiography or radiotherapy app	2 726	36 722	241 852	4 313 295
9022300000	X-ray tubes	287	2 965	129 796	1 025 494
9022901000	Parts&acc of x-ray app for the physicalinspection of solder joints o	807	2 991	221 740	771 251
9022909000	Part&acc oth of x-ray app for the physicinpection of solder joints	2 806	10 979	289 411	1 730 756
9023000000	Instruments app&model,for demonstrapurposes(in education/exh	41 941	473 588	3 264 586	9 135 650
9024101000	Machines&appliances for testing metals,electrically operated	40 205	173 287	757 574	4 744 469
9024102000	Machines&appliances for testing metals,not-electrically operated	440	3 855	20 824	274 933
9024801000	Oth mach& appliances for testing wood,textiles,paper,plastics,elec	18 871	241 723	1 235 882	8 969 871
9024802000	Oth mach& appliances for testing wood,textiles,paper,plastic,not e	752	7 282	196 547	645 844
9024901000	Parts&acc for elect operated mach&appfor test mechanical prop	3 186	26 229	243 000	1 827 004
9024902000	Parts&acc for non elect operated mach&app for test mechan prop	316	2 505	44 866	192 516
9025110000	Thermometers&pyrometers,liquid filled,for direct reading	14 454	77 687	59 165	524 867
9025191100	Thermometers&pyrometers,elect operated,temperature gauges fr	5 577	66 855	63 964	951 419
9025191900	Thermometers&pyrometers,elect operated,oth temperature gaug	9 846	156 797	626 735	6 014 012
9025192000	Thermometers&pyrometers notelectrically operated	2 300	15 026	122 175	437 886
9025802000	Oth instruments of oth than thermometers&pyrometers, electrica	5 609	756 261	70 544	5 756 602
9025803000	Oth instruments of oth than thermometers&pyrometers, not elect	14 678	82 646	59 521	783 427
9025901000	Parts&aces of hidrometer,termometer/similar instrument, electri	7 251	119 144	472 612	2 438 252
9025902000	Parts&aces of hidrometer,termometer/ similar instrument, non el	5 343	54 892	239 644	1 397 746
9026101000	Level gauges for motor vehicleselectrically operated	13 974	100 806	305 750	2 469 822
9026102000	Level gauges for motor vehiclesnot electrically operated	12 109	193 097	275 526	4 101 327
9026103000	Oth measuring/check the flow/level of liquid, electrically operated	49 855	362 930	2 019 361	17 205 516
9026109000	Oth measuring/check the flow/level of liquid,not electrically opera	60 913	352 357	2 329 530	10 050 368
9026201000	Presure gauges for motor vehicles,electrically operated	33 880	344 277	858 244	8 455 411
9026202000	Presure gauges for motor vehicles, not electrically operated	4 061	61 034	150 378	1 759 847
9026203000	Other measuring/ checking pressureinstruments, electrically opera	38 029	370 764	2 268 155	14 823 069
9026204000	Other measuring/ checking pressureinstruments,not electrically op	32 255	305 437	1 060 176	7 605 463
9026801000	Oth instruments/ app for measuring/checkthe flow/level/ press,ele	165 688	558 702	3 908 245	15 359 457
9026802000	Oth instruments/ app for measuring/check,flow/level/press,not elk	13 633	129 100	237 024	2 524 735
9026901000	Part&acc for electric operate instrument&app,measure/ check the	34 437	243 346	1 973 887	15 289 535
9026902000	Part&acc for non electric operate instru&app,measure/ check the f	18 510	1 349 818	991 605	15 038 469
9027101000	Gas/ smoke analysis apparatus, electrically operated	4 076	29 076	620 980	2 354 074
9027102000	Gas/ smoke analysis apparatus, not electrically operated	23 760	71 613	437 004	7 631 674
9027201000	Chromatographs&elektrophoresisinstruments, electrically operate	2 677	7 880	471 072	1 999 396
9027202000	Chromatographs&elektrophoresisinstruments,not electrically ope	8	47	1 221	19 034
9027301000	Spectro/ spectrophotometers&spectrograph use optic radiat,elect	9 796	66 856	1 232 110	8 000 090
9027302000	Spectro/ spectrophotometers&spectrograph use optic radiat,not e	2 014	16 133	517 076	4 286 962
9027501000	Oth instrum&app using optic radiations(uv, visible, ir),electrically c	8 966	55 450	1 723 101	8 800 551
9027502000	Oth instrum&app using optic radiations(uv, visible, ir),not electric	488	12 957	188 324	1 346 116
9027801000	Oth instruments&app,exposure meters	7 448	200 966	667 406	7 496 138
9027803000	Oth instruments&app oth thanexposure meters,electrically operat	6 555	49 967	2 101 831	9 993 413
9027804000	Oth instruments&app oth thanexposure meters,not electric opera	10 155	26 575	449 731	1 402 028
9027901000	Parts&acc incl pca of head 9027,oth thanfor gas/ smoke analysis a	785	6 778	349 847	1 108 808
9027909100	Microtomes, electrically operated	520	33 450	80 138	972 357
9027909900	Microtomes,not electrically operated	2 183	50 841	400 820	4 461 739
9028101000	Gas meters of a kind mounted ingas containers	3 467	136 379	259 233	2 958 275
9028109000	Other gas meters	2 280	65 358	115 579	1 476 518
9028202000	Liquid meters, water meters	14 399	180 325	140 091	1 461 495
9028209000	Other liquid meters	328	10 478	33 427	284 648
9028301000	Electricity meters,kilowatt hour meters(kwh)	10 842	74 737	297 256	2 480 574
9028309000	Other Electricity meters	116 145	341 934	4 055 302	11 168 234
9028901000	Part&accessories,water meter housingsor bodies	88 657	828 461	622 310	5 759 169
9028909000	Part&accessories,oth water meterhousings or bodies	121 121	911 939	1 498 469	14 655 656
9029102000	Taximeters	273	5 667	22 401	48 953
9029109000	Mileometers, pedometers and the like	6 117	583 764	319 911	5 191 502
9029201000	Speedometer for motor vehicles	58 788	455 147	1 253 203	8 490 886
9029202000	Tachometers for motor vehicles	22 441	275 716	622 705	6 562 608

**I.3. IM POR M ENURUT KOM ODITI / IM PORT BY HS COM M ODITY**  
**\*\*\* AGUSTUS/ AUGUST 2014 \*\*\***

H S	Uraian Komoditi Commodity Description	Berat Bersih / Net Weight (Kg)		Nilai / Value C.I.F (US\$)	
		Bulan ini Current Month	Kumulatif Cum.Jan. to date	Bulan ini Current Month	Kumulatif Cum.Jan. to date
9029209000	Oth speed indicators&tachometers; stroboscopes	123 228	891 322	3 456 094	24 910 142
9029901000	Parts&acc of revolution counter&the likeor of stroboscopes of sub	17 131	137 607	339 559	2 370 435
9029902000	Parts and accessories of othergoods of speed indicators & tachom	164 828	1 245 309	4 858 363	36 799 091
9030100000	Instruments & apparatus for measuring/ detecting ionising radiati	1 588	19 153	245 266	3 738 970
9030200000	Oscilloscope and oscillographs	3 003	45 853	212 043	1 044 953
9030310000	Multimeters without a recording device	6 180	100 847	336 871	2 774 978
9030320000	Multimeters with a recording device	4 187	55 950	207 795	810 312
9030331000	Instruments and apparatus for measuring/check voltage without a	2 855	55 816	275 901	3 827 624
9030332000	Impedance-measuring instruments&apparatus designed to provid	883	9 343	43 537	358 727
9030333000	Ammeters and voltmeters for motorvehicles without a record dev	3 117	82 866	17 488	262 475
9030339000	Oth instruments&apparatus for measuring/check voltage without	24 489	180 094	615 020	4 702 658
9030390000	Oth Instruments&apparatus for measuring/check voltage with a re	4 915	45 972	366 423	2 056 360
9030400000	Other instruments and apparatus,designed for telecommunication	35 129	42 831	1 870 121	3 164 966
9030821000	Wafer probers for measuring/checksemiconductor wafers	38	270	4 187	33 928
9030829000	Oth instrum&app for measuring/check semiconductor wafer/devic	24	16 708	6 787	2 707 901
9030841000	Instruments & app with a recording formeasure/ check elect quant	17 072	38 938	151 734	1 913 090
9030849000	Oth instru&app with a record for measure,check electrical quantiti	24 380	58 725	112 136	1 254 883
9030891000	Instru&app,w/o recording device for goods other than subheading	1 679	7 943	4 848	187 784
9030899000	Oth instruments & apparatus,withoutrecording device	148 637	449 303	2 565 543	7 280 729
9030901000	Parts&accessories incl pca of goodsgoods of subhead 903040 & 90	4 938	32 971	448 876	2 325 490
9030903000	Parts&acc of optic instrum&appliance formeasuring/check pcb/pw	2 823	9 129	294 576	1 775 785
9030904000	Parts&acc of instrum&app for measure/check elect quantities on p	464	5 618	125 941	937 156
9030909000	Other parts&accessories ofgoods of head 9030	8 508	1 102 575	1 384 767	20 848 269
9031101000	Machines for balancing mechanical parts,electrically operated	79 708	439 491	1 626 130	8 437 390
9031102000	Machines for balancing mechanical parts,not electrically operated	899	19 786	27 645	821 833
9031201000	Test benches, electrically operated	44 396	140 627	2 405 083	4 815 520
9031202000	Test benches,not electrically operated	15 778	20 266	1 143 415	1 344 749
9031410000	Oth optic instrum&appl for inspect semiconduct wafer/ device/phc	1 419	7 147	48 805	187 109
9031491000	Optic instrum&appl for measur surfaceparticulate contamination,s	170	3 797	10 247	820 560
9031492000	Optical error verification&repair appfor pca/pwb and pca	0	12	0	1 552
9031493000	Optical instrum&appl for measuring/checking pcb/pwb&pca	1 096	3 754	47 974	444 366
9031499000	Other optical instruments andappliances for other purposes	12 546	102 886	1 572 260	9 579 065
9031801000	Cable tester	4 892	29 481	210 978	2 683 120
9031809000	Oth instruments,appliances and machines,other cable tester	297 080	1 904 352	14 002 792	89 386 033
9031901100	Parts&acc incl pca of optical instrum&appl,inspect semicon wafer,	974	17 355	88 998	791 077
9031901200	Parts&acc of optic error verif&repairapparatus for pcb/pwb&pca	91	881	5 739	97 561
9031901300	Parts&acc of oth optic instruments&appl,measuring/ chek pcb/pwl	4 572	33 383	155 899	1 487 200
9031901900	Oth parts&acc oth than inspect wafer/repair/measure pcb,pwb,pw	23 870	234 478	1 178 821	11 478 684
9031902000	Oth part&acc for measure/ chek instrumentappliance&mach,not e	2 422	19 285	135 085	1 140 882
9032101000	Thermostats, electrically operated	111 002	946 295	1 629 071	16 776 999
9032102000	Thermostats, not electrically operated	2 749	77 888	57 131	1 024 871
9032201000	Manostats, electrically operated	11 717	21 158	55 139	629 028
9032202000	Manostats, not electrically operated	3 052	23 281	61 563	258 320
9032810000	Hydraulic or pneumatic	56 621	617 463	998 920	6 604 562
9032891000	Instru&app,automatic data process machfor controll,cargo handlir	95 782	905 483	2 064 588	21 256 916
9032892000	Automatic instrum&app for controllchem/ elec-chem solutions in p	27	12 595	44	322 502
9032893100	Automatic regulating voltage units(stabilizers),electrically operate	110 239	769 071	169 506	1 797 046
9032893900	Instrument&apparatus oth than(stabilizers),electrically operated	98 084	631 678	2 892 046	23 617 151
9032899000	Oth automatic regulating/ controllinstrum&app not electrically ope	280 838	1 986 621	12 123 955	90 270 669
9032901000	Parts&accessories of automatic dataprocess mach,cargo handl syt	40	2 342	38 160	191 585
9032902000	Part&acc automatic instr&app, controllchem/ elec-chem solutions	0	768	0	19 245
9032903000	Part&acc automatic, regulating/ controllinstruments&apparatus,el	28 080	92 098	258 800	2 017 529
9032909000	Part&acc automatic, regulating/ controllinstruments&apparatus,nc	85 379	488 816	3 385 245	22 113 841
9033001000	Parts&acc for mach,appl,instrum ofchap 90 for electric operated e	25 035	254 334	1 003 659	7 537 348
9033002000	Parts&acc for mach,appl,instrum ofchap 90 for not electric operat	17 228	241 414	405 651	5 659 466
9101110000	Wrist-watch of metal,w/not stopwatchw/ mech display only,elect	102	761	6 350	575 958
9101190000	Wrist-watch of metal,w/not stopwatchoth w/ mech display only,e	19	696	7 655	301 571
9101210000	Oth wrist-watch,whether/not stopwatchw/ automatic winding of r	0	27	0	36 576
9101290000	Oth wrist-watch,whether/not stopwatchoth than automatic windi	1 748	17 084	21 905	226 862
9101910000	Pocket-watch&oth watch inc stopwatch ofmetal or precious metal	0	861	0	1 361
9101990000	Pocket&oth watch inc stopwatch of metal/of w/ precious metal,n	279	10 415	4 945	453 899
9102110000	Wrist-watch,whether/not stopwatchw/ mech display only,elect op	18 513	130 950	1 423 104	8 548 937
9102120000	Wrist-watch,whether/not stopwatchw/ opto-elect display only,ele	50	2 180	3 836	306 256
9102190000	Wrist-watch,whether/not stopwatchoth than mech&opto,elect op	73 875	781 308	202 515	2 503 266

**I.3. IM POR M ENURUT KOM ODITI / IM PORT BY HS COM M ODITY**  
**\*\*\* AGUSTUS/ AUGUST 2014 \*\*\***

H S	Uraian Komoditi Commodity Description	Berat Bersih / Net Weight (Kg)		Nilai / Value C.I.F (US\$)	
		Bulan ini Current Month	Kumulatif Cum.Jan. to date	Bulan ini Current Month	Kumulatif Cum.Jan. to date
9102210000	Oth wrist-watch,whether/not stopwatchw/ automatic winding	144	6 458	52 892	1 069 023
9102290000	Oth wrist-watch,whether/not stopwatchoth than automatic windi	58 995	576 255	435 234	5 795 737
9102911000	Stop-watches, electrically operated	2 939	17 192	8 062	60 450
9102919000	Pocket-watch&oth watch, electricallyoperated	4 132	11 086	277 133	692 256
9102990000	Pocket-watch&oth watch inc stopwatchnot electrically operated	60 069	435 275	101 218	7 507 686
9103100000	Clocks with watch movements,excl clocks ofh9104 elect operated	0	644	0	705
9103900000	Clocks with watch movements,excl clocks ofh9104 not elect opera	3 395	54 226	16 871	237 475
9104001000	Instrument panel clocks & clocks ofa similar type, for vehicles	1 306	15 977	87 414	936 646
9104002000	Instrument panel clocks & clocks ofa similar type, for aircraft	0	2	0	1 884
9104003000	Instrument panel clocks & clocks ofa similar type, for vessels	0	875	0	2 059
9104009000	Instrument panel clocks & clocks ofa similar type, for spacecraft	4	428	67	13 280
9105110000	Alarm clocks, electrically operated	13 671	50 691	23 901	138 768
9105190000	Alarm clocks,not electrically operated	25 126	334 482	91 749	752 566
9105210000	Wall clocks, electrically operated	13 143	183 584	66 115	767 463
9105290000	Wall clocks, not electrically operated	15 037	179 635	37 753	594 791
9105911000	Marine chronometers,electrically operated	41	278	236	1 103
9105919000	Oth clocks, oth than Marine chronometerselectrically operated	1 408	19 184	1 559	46 762
9105999000	Oth clocks, oth than Marine chronometersnot electrically operater	10 973	102 449	21 869	608 059
9106100000	Time-registers,time-recorders	4 190	59 747	24 854	447 891
9106901000	Parking meters	812	21 158	6 947	86 107
9106909000	Oth time of day recording&measuring appoth than parking meter	12 376	109 162	173 294	1 244 268
9107000000	Time switches with clock/ watchmovement/with synchronous mot	22 680	256 907	238 876	2 392 569
9108110000	Watch move comp&assem w/ mechanical display only, electrically	29	59	688	3 513
9108120000	Watch move comp&assem w/opto elect display only, electrically c	0	12	0	6 286
9108190000	Watch move comp&assem oth thanmechanical,opto-elect, elect o	0	35	0	4 324
9108900000	Oth watch movements complete andassembled	314	4 489	489	7 032
9109100000	Clock movements,complete andassembled, electrically operated	4 448	41 124	13 824	222 348
9109900000	Clock movements,complete andassembled,not electrically operat	5 670	19 644	31 570	69 826
9110110000	Complete movements,unassem/partly assem(movement sets) of \	1 755	79 280	20 082	452 513
9110120000	Incomplete movements, assembled of watches	2 811	9 814	5 196	21 427
9110190000	Rough movements of watches	0	712	0	1 280
9110900000	Oth complete watch or clock movements	1 619	34 588	2 426	49 330
9111200000	Watch cases of base metal, whether or not gold/silver-plated	27	113	573	1 403
9111800000	Other watch cases	6	6 198	54	12 033
9111900000	Parts of watch cases	0	190	0	2 881
9112200000	Clock cases and cases of a similartype for other goods of this chap	6 560	48 275	17 743	149 437
9112900000	Part of clock cases&cases of a similartype for other goods of this c	0	2 432	0	16 382
9113100000	Watch straps,bands&bracelets of preciousmetal/of metal clad w/	995	7 625	13 300	103 119
9113200000	Watch straps,bands&bracelets of basemetal,whether or not gold/:	17	564	1 491	30 399
9113900000	Oth watch straps,bands&braceletsand parts thereof	1 035	33 564	20 948	315 183
9114100000	Springs, including hair-springsof clock or watch parts	21	1 354	392	39 715
9114300000	Dials of clock or watch parts	516	5 112	1 477	13 552
9114400000	Plates and bridges of clock/watch parts	143	11 867	13 336	95 825
9114900000	Oth clock or watch part oth than spring,hair springs,dials,plate&br	1 125	80 558	8 764	168 413
9201100000	Upright pianos	344	121 468	5 038	244 076
9201200000	Grand pianos	456	25 940	790	314 532
9201900000	Oth pianos,incl automatic pianosharpnichord&oth keybrd string in:	40 951	170 259	58 257	240 270
9202100000	String musical instrument(violins,harps), played with a bow	0	23 624	0	369 594
9202900000	Oth string musical instruments(guitars)not played with a bow	36 792	170 430	444 674	2 057 186
9205100000	Brass-wind instruments	118	21 398	289	271 554
9205901000	Keyboard pipe organ,harmonium&similarkeyboard instruments w/	24 024	83 593	40 060	142 983
9205909000	Other wind musical instruments	62 516	636 499	105 561	1 325 259
9206000000	Percussion musical instruments(exp, drm,xylophones,cymbals,cast	31 055	626 685	169 428	2 557 158
9207100000	Keyboard instruments,oth than accordions	28 733	219 872	98 186	1 851 569
9207900000	Oth musical instruments,the sound isproduced must be amplified,	4 498	173 149	18 059	756 412
9208100000	Musical boxes	2 079	55 438	68 269	415 825
9208901000	Decoy calls,whistles,call horns &othmouth blown sound signalling	2 718	14 858	7 695	135 976
9208909000	Fairground,mech street organ,sing bird,musical saw,oth musical in	242	17 863	3 735	56 504
9209300000	Musical instrument strings	21 024	154 466	340 188	2 396 698
9209911000	Part&accessories, strung backs,keyboards& metal frames for uprig	382 735	1 523 644	673 141	2 965 009
9209919000	Other parts and accessoriesfor pianos	707 982	4 934 185	5 585 148	40 500 442
9209920000	Parts & accessories for the musicalinstrument of string musical ins	120 408	697 967	1 430 085	9 872 772
9209940000	Parts&acc,the music instrument of soundof which is prod/must be	266 685	1 758 084	4 494 108	34 021 956
9209990000	Parts & accessories for oth musicalinstruments	59 550	454 148	1 767 749	16 129 164



**I.3. IM POR M ENURUT KOM ODITI / IM PORT BY HS COM M ODITY**  
**\*\*\* AGUSTUS/ AUGUST 2014 \*\*\***

H S	Uraian Komoditi Commodity Description	Berat Bersih / Net Weight (Kg)		Nilai / Value C.I.F (US\$)	
		Bulan ini Current Month	Kumulatif Cum.Jan. to date	Bulan ini Current Month	Kumulatif Cum.Jan. to date
9301100000	Artillery weapons(guns,howitzer& mortars)	0	183 230	0	76 535 596
9301200000	Rocket launchers;flame-throwers;grenadelaunchers;torpedo tubes&	0	499	0	50 030
9301900000	Oth military weapons,oth than revolvers,pistols & the arms of hea	530 982	540 588	197 236 385	205 387 517
9302000000	Revolvers and pistols, other than thoseof heading 9303/9304	0	5 481	0	3 960 332
9303900000	Oth firearm&similar device which operateby the firing of an explo:	100	264	21 323	50 559
9304001000	Air guns,operating at pressureof less than 7 kg	19	69	4 435	4 799
9304009000	Oth arms(spring,air/ gas guns&pistols)excluding those of heading 9	0	1 852	0	160 597
9305100000	Parts and accessories of revolvers orpistols	0	48	0	28 760
9305200000	Parts and accessories of shotguns orrifles of heading 9303	913	1 199	41 837	56 276
9305911000	Parts&accessories of military weapons of heading 9301 of leather/	0	9	0	153
9305919000	Parts&acc of military weapons of head 9301,of oth than leath/ tex	119	1 476	108 516	1 274 819
9305991900	Part&acc of goods of oth arm of head 93040090 of oth than leath	0	1 485	0	30 680
9305999900	Parts and accessories of revolver&pistolof heading 9302 of oth lea	0	4 023	0	444 211
9306210000	Cartridges	0	25 371	0	5 593 924
9306290000	Parts of cartridges, gun pellets	595	14 691	24 419	138 182
9306301900	Oth cartridges oth than 22 calibrecartridges of heading 9302	0	2 080	0	136 848
9306302000	Cartridges for riveting/similar tool/ forcaptive-bolt humane killer&	0	110	0	11 660
9306309900	Oth cartridges oth than 22 calibrecartridges of oth heading 9302	84	498	10 235	114 078
9306900000	Bombs,grenades,torpedoes,mines,missiles,similar munitions of wa	78 021	120 807	17 264 026	20 410 140
9401100000	Seats of a kind used for aircraft	43	36 962	39 197	1 902 432
9401201000	Seats of a kind used for motor vehiclesof heading 8702/8703/8704	10 820	143 638	271 328	2 682 270
9401209000	Seats of a kind used for motor vehiclesoth than of heading 8702/8	6 410	78 374	102 682	751 681
9401300000	Swivel seats with variable heightadjustment	244 298	3 344 266	957 012	10 334 499
9401400000	Seats oth than garden seats/ campingequipment,convertible into	46 658	370 216	146 241	1 140 387
9401510010	Seat of rattan	0	1 461	0	5 861
9401510020	Seat of bamboo	0	11	0	97
9401590000	Seat of cane,osier or similar material	9 382	20 703	65 347	89 398
9401610000	Oth seats,with wooden frames,upholstered	174 654	3 299 395	758 475	12 223 662
9401690010	Oth seats,with wooden frames,combinedwith rattan	0	2 176	0	8 622
9401690090	Oth seats,with wooden frames,combinedwith other than rattan	37 313	372 986	135 551	1 604 173
9401710000	Other seats, with metal frames, upholste	220 987	4 884 215	623 644	14 623 302
9401790010	Other seats, with metal frames,combinedwith rattan	0	7 834	0	15 630
9401790090	Other seats, with metal frames,combinedwith other than rattan	278 933	3 961 939	571 050	8 710 958
9401800000	Oth seats(oth than those of head 9402)	226 932	2 320 511	476 099	8 097 587
9401901000	Parts of aircraft seats (head 94011000)	2 254	200 805	17 736	390 799
9401903100	headrest stiffeners for seats ofsubheading 94012010,	24 215	197 666	258 086	2 238 725
9401903900	Parts of other seats	847 285	6 370 478	6 775 541	50 594 738
9401904000	Parts of seats of subheading 94013000	43 634	503 009	231 369	2 146 552
9401909200	Parts of seats of plastics	285 944	1 885 470	273 100	1 779 285
9401909900	Parts of seats of other than plastics	591 727	4 649 520	1 901 645	15 442 717
9402101000	Medis furniture,dentists chair & partsthereof	35 229	204 644	592 992	2 607 621
9402103000	Medis furniture,barbers chairs& similarchairs thereof & thereof	24 841	140 936	54 781	380 639
9402109000	Other dentists,barbers or similar chairsof medis furniture	0	61 230	0	450 021
9402901000	Furniture designed for medical,surgical/ veterinary purposes&part:	130 252	703 188	1 666 682	6 173 592
9402909000	Oth furniture designed for medical,surgical/ veterinary purpose&p:	40 457	152 808	242 944	993 787
9403100000	Metal furniture of a kind used in office	341 512	5 102 211	641 771	9 978 207
9403201000	Oth metal furniture, fume cupboards	109 560	765 863	245 042	1 225 170
9403209000	Oth metal furniture, other thanfume cupboards	775 544	13 820 450	1 362 684	24 780 102
9403300000	Wooden furniture of a kindused in offices	163 464	3 464 799	299 059	5 864 552
9403400000	Wooden furniture of a kind usedin the kitchen	106 320	1 195 673	109 484	1 665 385
9403500000	Wooden furniture of a kind usedin the bedroom	328 491	7 700 183	525 354	11 885 561
9403601000	Oth wooden furniture,fume cupboard	1 089	40 260	4 242	70 584
9403609000	Oth wooden furniture,oth thanfume cupboard	866 196	9 679 502	1 775 857	17 400 191
9403701000	Furniture of plastics for baby walker	196	86 567	3 165	209 260
9403702000	Furniture of plastics for fume cupboard	355	1 037	25 799	29 225
9403709000	Furniture of plastics oth than forbaby walker,fume cupboard	220 122	2 301 054	534 106	5 601 805
9403810010	Bedroom, dining room or living room setsof rattan	31	90	76	2 561
9403810020	Bedroom, dining room or living room setsof bamboo	1 129	19 112	42 560	54 416
9403810030	Furniture,of kind used in parksgardens/ vestibules of rattan/bambo	0	860	0	969
9403810090	Other furniture of bamboo or rattan	1 739	4 434	5 554	19 944
9403891000	Other furniture of other materials,fume cupboards	3 182	8 210	12 390	23 978
9403899010	Bedroom, dining room/ livingroom sets of other materials	48 581	440 836	56 281	443 818
9403899020	Oth furniture of a kind used in parks,garden/ vestibules of oth mat	0	1 325	0	2 463
9403899090	Other furniture of cane, osier, bamboo or similar materials	4 720	174 735	17 547	304 931

**I.3. IM POR M ENURUT KOM ODITI / IM PORT BY HS COM M ODITY**  
**\*\*\* AGUSTUS/ AUGUST 2014 \*\*\***

H S	Uraian Komoditi Commodity Description	Berat Bersih / Net Weight (Kg)		Nilai / Value C.I.F (US\$)	
		Bulan ini Current Month	Kumulatif Cum.Jan. to date	Bulan ini Current Month	Kumulatif Cum.Jan. to date
9403901000	Part of baby walkers of furniture of plastic (sub heading 94037010)	1 110	6 247	9 972	75 904
9403909000	Parts of other furniture	374 210	3 456 873	1 380 078	8 839 255
9404100000	Mattress supports	27 492	414 643	102 763	815 256
9404210000	Mattresses of cellular rubber or plastics, whether or not covered	41 701	230 242	229 058	926 572
9404291000	Mattress springs of other materials	45 511	496 556	151 388	2 137 095
9404292000	Mattress of hyperthermia or hypothermia type of other materials	0	564	0	1 161
9404299000	Mattress of other materials	210 563	1 648 791	319 833	2 904 184
9404300000	Sleeping bags	2 830	25 149	23 176	186 698
9404901000	Quilts, bedspreads & mattress protectors	140	180 417	384	391 337
9404909000	Other articles of bedding & similar furnishing	160 365	733 987	452 929	3 472 319
9405102000	Lamps for operating rooms	0	1 852	0	36 571
9405103000	Spotlight	96 286	394 288	198 697	1 499 740
9405104000	Fluorescent lamps and lighting fittings	148 150	1 253 900	1 138 197	8 780 414
9405109000	Other chandeliers & other electric ceiling/wall lighting fitting	110 434	1 188 467	1 658 894	11 772 571
9405201000	Lamps for operating rooms	4 539	31 623	318 236	1 678 478
9405209000	Lamps of electric table, desk, bedside/ floor-standing lamps	158 201	1 277 867	633 074	4 861 215
9405300000	Lighting sets of a kind used for Christmas trees	23 890	94 419	33 999	131 028
9405402000	Searchlights	9 082	99 743	49 486	370 552
9405404000	Other electric lamps of spotlights	78 085	501 859	629 589	3 595 272
9405405000	Other electric lamps, of a kind used for lighting public open space/ thoroughfare	176 888	1 420 507	2 316 704	18 111 913
9405406000	Other exterior lighting	41 867	328 384	160 731	2 052 281
9405407000	Non-flashing aerodrome beacons; lamps for railway, aircraft, ship	3 475	77 045	47 988	583 111
9405408000	Pilot lamp with fitting for electro-thermic domestic application of headlamp	1 026	21 089	3 953	146 093
9405409100	Fibre optic headband lamps of kind designed for medical use	38	664	4 272	15 618
9405409900	Other lighting fittings	240 545	1 401 354	1 399 906	9 661 597
9405501100	Non electric. Lamps of oil-burning, of brass for religious rites	6 505	34 228	4 203	26 161
9405501900	Other non electric. Lamps of oil-burning	17 810	258 269	41 690	942 184
9405504000	Hurricane lamps	0	14 661	0	54 355
9405509010	Non electric lighting fittings of plastics, stone, ceramics, glass	165	8 393	5 571	55 021
9405509090	Other non electric lighting fittings	12 834	108 115	46 542	510 342
9405601000	Warning signs, street name signs, road & traffic signs	9 928	33 789	117 939	271 130
9405609000	Other illuminated signs	21 293	330 083	307 349	4 621 349
9405911000	Parts of glass for lamps for operating room	0	2	0	20
9405912000	Parts of glass for spotlights	115	1 021	3 948	26 109
9405914000	Parts of globes and chimneys	0	13 509	0	30 665
9405915000	Parts of glass for searchlights	0	512	0	16 331
9405919000	Other parts of glass	83 266	960 117	264 360	3 489 928
9405922000	Parts of plastics for spotlights	40	10 058	120	17 544
9405929000	Other parts of plastics	33 258	287 991	169 429	1 836 211
9405991000	Parts lampshades of textile material	208	12 121	2 305	111 973
9405992000	Parts lampshades of other material	24 145	139 589	90 878	793 851
9405993000	Parts of lamp of subheading 9405.50.11 or 9405.50.19	1 879	15 293	136 481	1 647 454
9405994000	Parts for searchlights or spotlights	257	24 249	1 436	141 972
9405999000	Other parts	95 613	1 257 406	281 545	7 829 927
9406001100	Greenhouses fitted with mechanical/thermal equipment of plastic	0	5 070	0	9 851
9406001900	Greenhouses fitted with mechanical/thermal equipment of other plastic	2 631	429 046	571	1 400 548
9406009200	Other prefabricated buildings of wood	9 220	75 765	35 445	299 293
9406009400	Other prefabricated buildings of iron/steel	2 706 080	14 506 163	5 764 755	38 204 734
9406009500	Other prefabricated buildings of plastics/ of aluminium	55 078	523 596	136 213	2 120 254
9406009600	Other prefabricated buildings of concrete/ of artificial stone	0	72	0	176
9406009900	Other prefabricated buildings of wood, iron, plastics, aluminium,	431 672	17 292 015	914 661	28 733 519
9503001000	Tricycles, scooters, pedal cars and similar wheeled toys; dolls carriage	4	1 469 484	182	4 633 867
9503002100	Dolls, whether/ not dressed	331	227 779	10 443	870 216
9503002200	Garments and garments accessories; footwear and headgear of dolls	1 492	15 210	63 247	496 721
9503002900	Other parts and accessories for dolls	28 493	73 920	291 523	1 725 457
9503003000	Electric trains toys, including tracks, signals and other accessories thereof	4 436	179 366	122 626	1 030 678
9503004010	Reduces size model aircraft assembly kits, working or not	8	28 969	3 547	396 508
9503004090	Other reduced size ("scale") models and similar recreational models	60 097	853 846	897 160	8 777 503
9503005000	Other construction sets & construction toys, of materials other than plastic	0	739	0	5 887
9503006000	Stuffed toys representing animals or non-human creatures	74	61 340	1 830	793 907
9503007000	Puzzles of all kinds	6	29 276	35	143 504
9503009100	Numerical/ alphabetical/ animal blocks or cut-out; word builders/ models	2 964	196 317	25 456	873 280
9503009200	Skipping ropes	0	13 560	0	53 073
9503009300	Marbles	0	3 449 449	0	907 805

**I.3. IM POR M ENURUT KOM ODITI / IM PORT BY HS COM M ODITY**  
**\*\*\* AGUSTUS/ AUGUST 2014 \*\*\***

H S	Uraian Komoditi Commodity Description	Berat Bersih / Net Weight (Kg)		Nilai / Value C.I.F (US\$)	
		Bulan ini Current Month	Kumulatif Cum.Jan. to date	Bulan ini Current Month	Kumulatif Cum.Jan. to date
9503009900	Other toys or parts	41 761	4 723 970	720 442	23 501 520
9504202000	Tables for billiards of all kinds	0	45 696	0	36 766
9504203000	Billiard chalks	0	7 603	0	28 546
9504209000	Oth articles & accessories for billiardsof all kinds	71 595	217 095	27 669	231 645
9504301000	Pintables or slot machines, operated bycoins and by oth means of	3 270	14 799	17 146	77 519
9504302000	Parts of oth games of wood, paper orplastics	0	15	0	479
9504309000	Other games, operated by coins and byoth means of payment	62 186	724 111	1 260 419	5 515 697
9504400000	Playing cards	333 540	3 153 899	140 113	1 685 473
9504500000	Video games consoles and machines,oth than those sub heading 9	15 563	197 492	87 273	2 439 125
9504901000	Bowling requisites of all kind	0	25 746	0	17 560
9504902000	Darts and parts and accesories therefor	1 297	5 954	7 455	23 042
9504903100	Tables designed fo use with casino game	0	3	0	204
9504903900	Other gambling equipment & paraphernaliaequipment	1 551	8 761	963	6 213
9504909200	Tables designed for game of wood/plasticnot gambling equipment	0	15 416	0	31 151
9504909300	Tables designed for games not of wood/plastics, not gambling equ	0	24 167	0	93 479
9504909400	Other table disigned for games of wood/plastics	7	31 188	349	32 477
9504909900	other table designed for games not wood/plastics	34 846	155 274	33 842	439 378
9505100000	Articles for christmas festivities	88 822	249 485	217 210	516 704
9505900000	Festive,carnival/oth entertn.articlesincl conjuring tricks & novelty j	70 143	500 838	104 172	1 045 557
9506110000	Skis of snow-skis	2	2	83	83
9506190000	Other snow-ski equipment	5 360	44 464	27 044	207 535
9506210000	Sailboards	0	5 951	0	31 486
9506290000	Oth water-skis, surf-boards, sailboards& oth water-sport equipme	14 697	109 392	35 457	1 155 797
9506310000	Golf clubs, complete	3 576	43 641	85 566	2 892 942
9506320000	Balls for golf	724	44 199	3 765	728 488
9506390000	Other golf equipment	1 671	22 850	4 422	119 160
9506401000	Tables tennis	2 034	736 904	4 076	1 231 840
9506409000	Oth articles & equip for table-tennis	33 129	278 583	57 232	829 764
9506510000	Lawn-tennis rackets, whether/not strung	5 801	32 957	473 995	921 291
9506590000	Badminton or similar rackets, whether/not strung	78 849	521 217	272 556	1 643 886
9506610000	Lawn-tennis balls	10 640	88 075	62 442	273 411
9506620000	Inflatable balls	20 447	269 409	250 497	2 452 445
9506690000	Other balls	15 739	153 458	23 822	534 597
9506700000	Ice skates & roller skates, incl skatingboots with skates attached	7 493	222 708	59 541	677 471
9506910000	Artic and equip for general physicsexercise, gymnastics or athletic	719 044	5 622 803	1 974 334	18 312 667
9506990010	Bows and arrows for archery; crossbows	20	2 304	356	32 182
9506990020	Nets, cricket pads and shin guards	9 315	113 926	17 790	337 507
9506990030	Shuttlecocks	1 006	33 130	2 852	135 264
9506990090	Other articles and equipment for generalphysical exercise	184 149	664 941	685 064	3 390 086
9507100000	Fishing rods	61 748	555 824	401 030	3 292 356
9507200000	Fish-hooks, whether/not snelled	61 642	523 225	240 904	3 093 962
9507300000	Fishing reels	29 373	406 469	77 745	1 456 471
9507900000	Oth fishing rods,hooks/ reels,oth heading92.08/97.05	6 527	97 663	51 844	1 004 848
9508100000	Travelling circuses and travellingmenageries	0	8 990	0	59 962
9508900000	Roundabouts,swings,shooting galleries&oth fairground amusemer	48 705	590 052	276 339	4 328 248
9601901010	Worked mother-of pearl/ tortoise- shell & articles of the foregoing	19	166	5 726	28 491
9601909900	Other ornamental article	6	99	128	4 195
9602001000	Gelatin capsules for pharmaceuticalproducts	6 883	67 142	177 005	1 838 381
9602009000	Oth worked veget/ minerl carving material&articles of these mater	26 933	51 076	100 800	213 760
9603101000	Brushes consisting of twig/oth vegetablematerials bound together	15 209	165 624	71 056	375 409
9603102000	Brooms consisting of twig/oth vegetablematerials bound together	4	60 084	99	46 395
9603210000	Tooth brushes, incl dental-plate brushes	236 131	1 254 824	1 982 868	10 354 201
9603290000	Shaving brushes,hair brush,nail brush,eyelash &oth brush for use c	30 676	279 632	172 161	1 461 883
9603300000	Artists' brushes,writing brush & similarbrushes for the application c	48 876	418 837	428 461	2 122 007
9603400000	Paint,distemper, varnish/similar brushes oth than 9603.30; Paint p	320 123	2 528 547	428 705	3 475 958
9603500000	Oth brushes constituting part of machine, appliances or vehicles	34 139	318 343	419 388	2 460 687
9603901000	Prepared knots and tufts for broom orbrush making	11 366	356 825	13 708	487 907
9603902000	Hand-operated mechanical floor sweepers,not motorised	34 174	233 199	95 614	838 098
9603904000	Other brushes	239 159	1 515 598	506 482	3 131 047
9603909000	Mops and feather dusters; squeegees (oththan roller squeegees)	517 818	5 295 321	1 233 928	11 521 770
9604001000	Hand sieves and hand riddles of metal	519	1 482	3 514	21 496
9604009000	Hand sieves and hand riddles of othermaterial	722	17 670	5 124	71 657
9605000000	Travel sets for personal toilet, sewingor shoe or clothes cleaning	10 562	56 236	28 968	295 031
9606101000	Press-fasteners, snap-fasteners andpress-studs and part therefor c	11 283	111 117	193 051	1 980 286

**I.3. IM POR M ENURUT KOM ODITI / IM PORT BY HS COM M ODITY**  
**\*\*\* AGUSTUS/ AUGUST 2014 \*\*\***

H S	Uraian Komoditi Commodity Description	Berat Bersih / Net Weight (Kg)		Nilai / Value C.I.F (US\$)	
		Bulan ini Current Month	Kumulatif Cum.Jan. to date	Bulan ini Current Month	Kumulatif Cum.Jan. to date
9606109000	Press-fasteners, snap-fasteners and press-studs and part thereof	83 532	453 413	800 443	5 955 489
9606210000	Buttons of plastics, not covered with textile material	241 409	1 489 045	3 271 536	21 608 021
9606220000	Buttons of base metal, not covered with textile material	94 439	862 110	2 172 422	13 081 561
9606290000	Other buttons	87 488	792 427	1 123 263	9 478 990
9606301000	Button moulds & other parts of buttons; button blanks, of plastics	2 212	27 003	61 237	659 278
9606309000	Button moulds & other parts of buttons; button blanks, of other material	3 528	48 596	77 487	709 463
9607110000	Slide fasteners fitted with chain scoop of base metal	168 721	1 111 898	2 042 356	14 733 107
9607190000	Other slide fasteners	481 550	3 079 126	5 581 342	38 316 555
9607200000	Parts of slide fasteners	316 133	2 426 028	1 805 907	17 537 158
9608101000	Ball point pens of plastics	84 697	605 680	169 825	1 865 647
9608109000	Ball point pens of other material	193 000	1 557 734	583 869	3 568 664
9608200000	Felt tipped & other porous-tipped pens and markers	53 874	621 794	137 761	1 624 192
9608301000	Indian ink drawing pens	1 251	12 140	1 518	18 093
9608309000	Other fountain pens, stylograph pens and other pens	167 856	1 440 883	262 913	2 731 417
9608400000	Propelling or sliding pencils	26 689	192 641	85 767	657 696
9608500000	Sets of articles from two or more of the foregoing subheadings	1 375	123 141	1 798	200 030
9608601000	Refills for ball point pens, comprising the ball point & ink-reservoir	6 148	42 679	5 593	159 512
9608609000	Refills for ball point pens, comprising the ball point & ink-reservoir of other material	11 991	111 488	193 270	1 125 310
9608919000	Pen nibs and nib points of other material	26 360	171 983	212 363	1 874 968
9608991000	Duplicating stylos	142	5 341	1 500	14 394
9608999100	Parts of ball point pens of plastics	76 275	431 483	157 464	1 023 690
9608999900	Penholders, pencil-holders & similar holder; parts of ball point pens of other material	33 444	382 582	310 378	2 785 696
9609101000	Black pencils, with lead encased in a rigid sheath	44 861	886 763	54 782	1 957 149
9609109000	Crayons & other pencils with lead encased in a rigid sheath	95 124	917 575	184 658	2 224 798
9609200000	Pencil leads, black or coloured	129 443	967 617	799 598	4 932 444
9609901000	Slate pencils for school slates	19 604	137 276	63 271	560 120
9609903000	Pencils & crayons other than those of subheading 9609.10	37 026	523 437	54 645	856 844
9609909100	Writing or drawing chalks	2 499	12 952	3 460	33 093
9609909900	Pastels, drawing charcoals, tailors' chalk and other pencils	35 103	578 608	100 148	1 089 727
9610001000	School slates, with writing or drawing surfaces	3 386	16 685	7 289	42 583
9610009000	Boards and other slates, with writing or drawing surfaces	39 853	197 115	86 272	557 948
9611000000	Date, seal, numbering stamps & the like, in the hand operated	12 963	125 893	141 339	731 171
9612101000	Ribbons of textile fabric	17 775	115 877	241 192	1 380 935
9612109000	Ribbons of other materials or similar ribbons	117 577	699 470	2 236 395	8 167 989
9612200000	Ink-pads	5 198	68 761	17 525	320 145
9613101000	Pocket lighters, gas fuelled, non-refillable of plastics	879 109	5 957 257	788 620	11 869 734
9613109000	Pocket lighters, gas fuelled, non-refillable of other materials	0	28 300	0	63 320
9613201000	Pocket lighters, gas fuelled, refillable of plastics	68 318	777 867	116 170	1 286 356
9613209000	Pocket lighters, gas fuelled, refillable of other materials	0	11 576	0	343 610
9613801000	Piezo-electric lighters for stoves and ranges	3 185	96 178	23 097	427 915
9613809000	Other lighters	7 838	33 512	80 294	784 291
9613901000	Refilled cartridge or other receptacles part of mechanical lighter, containing gas	337	4 117	1 740	91 855
9613909000	Other parts of lighters	260 467	1 180 018	1 912 574	9 449 914
9614009000	Smoking pipes and cigar or cigarette holder and parts thereof	2 291	6 632	21 195	65 680
9615112000	Combs, hair-slides and the like of hard rubbers	8 257	72 133	9 983	203 781
9615113000	Combs, hair-slides and the like of plastics	97 306	784 273	205 003	1 470 077
9615190000	Combs, hair-slides and the like other than hard rubbers or plastics	236 573	2 141 328	358 649	3 675 031
9615901100	Decorative hair pins of aluminium	3	3 041	230	25 986
9615901200	Decorative hair pins of iron or steel	167	11 969	2 880	84 638
9615901300	Decorative hair pins of plastics	562	6 997	441	14 930
9615901900	Other decorative hair pins	7 323	36 789	11 828	81 203
9615902100	Parts of combs, hair pins and the like of aluminium	250	1 157	162	1 172
9615902200	Parts of combs, hair pins and the like of iron or steel	0	98	0	1 374
9615902300	Parts of combs, hair pins and the like of plastics	0	57	0	1 595
9615902900	Other parts of combs, hair pins, and the like	14 030	32 194	11 089	37 673
9615909100	Curling grips, hair-curlers and the like of aluminium	285	11 774	2 842	403 804
9615909200	Curling grips, hair-curlers and the like of iron or steel	307	18 901	7 024	89 285
9615909300	Curling grips, hair-curlers and the like of plastics	0	248	0	3 740
9615909900	Other curling grips, hair-curlers and the like	25 414	140 173	41 732	326 823
9616101000	Scent sprays and similar toilet sprays	224 329	1 133 426	1 991 092	9 031 543
9616102000	Mounts and heads of scent sprays and similar toilet sprays	97 650	872 720	677 339	4 792 502
9616200000	Powder-puffs & pads for the application of cosmetics or toilet prep	48 412	319 938	452 568	4 083 399
9617001000	Vacuum flasks and other vacuum vessels	141 551	1 233 271	215 976	3 003 888
9617002000	Parts of vacuum flasks or vacuum vessels	2 255	17 638	14 958	84 612

**I.3. IM POR M ENURUT KOM ODITI / IM PORT BY HS COM M ODITY**  
**\*\*\* AGUSTUS/ AUGUST 2014 \*\*\***

H S	Uraian Komoditi Commodity Description	Berat Bersih / Net Weight (Kg)		Nilai / Value C.I.F (US\$)	
		Bulan ini Current Month	Kumulatif Cum.Jan. to date	Bulan ini Current Month	Kumulatif Cum.Jan. to date
9618000000	Tailor' dummies, oth lay figure;automata& animated displ. shop w	16 441	157 910	245 788	1 390 043
9619001100	Disposable sanitary towel,tanpon,napkinwith an absorbent core of	36 477	303 129	126 658	866 139
9619001900	Oth disposable sanitary towel, tampons,napkins and napkinsliners :	2 794 319	21 782 432	10 886 611	83 440 586
9619009910	Oth sanitary towel, tampons, napkins,with an absorbent core of w	0	154	0	1 143
9619009990	Oth sanitary towel, tampons, napkins,with an absorbent core of w	0	13 899	0	34 686
9701100000	Paintings, drawings and pastels,executedentirely by hand	2 896	62 122	23 171	669 559
9701900000	Colleges & similar decorative plaquesexecuted entirely by hand	1 289	42 412	3 111	398 427
9702000000	Original engravings, prints & lithograps	1 037	20 425	647	13 301
9703001000	Original sculptures & statuary of metalsculptures and statuary, in a	429	34 529	10 387	167 729
9703002000	Original sculptures & statuary of stonesculptures and statuary, in a	56	114 830	121	159 163
9703003000	Original sculptures & statuary of plastisculptures and statuary, in a	1 749	8 328	8 050	55 182
9703004000	Original sculptures & statuary of woodsculptures and statuary, in a	0	35 698	0	49 159
9703005000	Original sculptures & statuary of claysculptures and statuary, in an	0	1 943	0	3 915
9703009000	Original sculptures & statuary of othersculptures and statuary, in a	659	27 897	1 445	195 185
9704000000	Postage/ revenue stamps, stamp postmark,first-day covers, stamp	0	16	0	1 516
9705000010	Collection and collectors pieces ofzoological interest	0	67	0	1 722
9705000090	Collection and collectors pieces ofother interest	308	4 801	5 563	16 315
9706000000	Antiques of an age exceeding one hundredyears	0	6 111	0	75 318
9801101000	Sedan of head 8703 with cylinder cap <1500 cc, incompletely knoc	5	65	5 556	31 848
9801102000	Oth vhcl of head 8703 with (4x2) systemincompletely knocked dov	358 074	5 390 282	7 757 589	70 736 363
9801201000	Vhcls of head 8704 with gross weight<=5 ton, incompletely knocke	41 679	483 685	587 894	5 913 887
9801202000	Vhcls of head 8704 with 5 ton < grossweight <= 24 ton, incmpltly k	2 938 077	37 400 412	26 946 451	363 188 464
9801203000	Vhcls of head 8704 with gross weight>24 ton,incmpltly knocked dc	2 995 886	24 132 963	29 955 543	228 031 715
9801302000	Vhcls of head 8702 with 5 tons < grosweight <= 24 ton, incmpltly k	350 109	5 265 379	3 153 194	44 900 285
9802100000	Rotary internal/ spark-ignition combustcomprsn-ignition pist engin	0	171 916	0	4 700 906
9802200000	Gear boxes, of incomplete knocked down	42 355	340 285	668 664	6 450 599
9802300000	Drive-axes, of incomplete knocked down	21 156	346 867	318 954	4 268 173
9803000000	Blank for motor vehicles component, madefrom base metal	184 681	3 701 938	1 161 455	14 319 443
<b>TOTAL IMPORT</b>		<b>11 676 185 855</b>	<b>94 902 372 268</b>	<b>14 793 236 965</b>	<b>118 828 611 830</b>

**I.4. IMPOR MENURUT NEGARA ASAL / IMPORT BY COUNTRY OF ORIGIN**  
**\*\*\* AGUSTUS/ AUGUST 2014 \*\*\***

Country Code	Negara Asal Country of origin	Berat bersih / Net weight (Kg)		Nilai / Value C.I.F ( U S \$ )		
		Bulan ini Current month	Kumulatif Cum. Jan. to date	Bulan ini Current month	Kumulatif Cum. Jan. to date	
111	JP	Japan	362 860 618	3 048 813 611	1 533 263 467	11 559 968 460
112	HK	Hong Kong	29 893 634	275 706 254	151 296 989	1 203 593 654
113	KP	Korea, Democratic People'S Republic	9 341	903 564	155 142	1 169 895
114	KR	Korea, Republic Of	497 848 759	5 144 413 028	838 946 092	7 586 764 039
115	TW	Taiwan	88 121 213	1 106 557 319	269 043 223	2 476 818 440
116	CN	China	1 211 209 702	10 053 773 756	2 436 643 127	19 770 323 925
117	MN	Mongolia	0	62 065 533	0	19 165 470
118	MO	Macau	99 285	842 719	566 200	5 424 135
120	PG	Papua New Guinea	1 765 393	12 582 052	1 080 139	18 889 379
121	TH	Thailand	659 704 211	5 276 971 879	907 430 717	6 612 772 046
122	SG	Singapore	1 435 660 213	12 535 104 061	1 930 919 451	16 804 430 143
123	PH	Philippines	64 918 877	320 690 669	72 696 704	463 455 512
124	MY	Malaysia	816 743 236	6 171 145 447	845 047 567	7 008 799 461
125	MM	Myanmar (Form. Burma)	2 690 909	74 303 689	4 530 585	90 718 333
126	KH	Cambodia	53 925	1 774 869	687 082	13 037 039
127	BN	Brunei Darussalam	3 729 448	730 037 798	8 947 962	589 441 564
128	LA	Lao People'S Democratic Republic	1 306 801	7 931 725	7 703 182	45 176 439
129	NP	Nepal	176	2 604	1 545	22 077
130	BT	Bhutan	0	1	0	5
131	VN	Viet Nam	321 433 277	2 524 667 757	308 123 909	2 242 795 955
132	MV	Maldives	113	113	185	185
133	IN	India	277 001 539	3 538 743 002	327 049 017	2 862 876 024
134	PK	Pakistan	18 933 387	78 610 409	11 511 792	91 055 927
135	BD	Bangladesh	2 541 825	31 869 054	4 362 019	49 733 853
136	LK	Sri Lanka	3 708 063	31 874 499	3 711 996	32 422 598
137	AF	Afghanistan	36 000	72 112	70 552	141 652
138	ID	Indonesia	2 498 863	18 282 246	11 767 535	115 774 009
141	IQ	Iraq	19	135 049	4 552	334 775
142	IR	Iran (Islamic Republic Of)	3 248 954	34 489 912	1 966 653	22 866 095
143	SA	Saudi Arabia	774 131 584	4 680 750 868	710 962 404	4 252 336 983
144	IL	Israel	142 653	498 587	1 614 441	9 329 430
145	KW	Kuwait	118 697 282	1 088 207 175	115 999 267	1 027 050 727
146	JO	Jordan	99 543 533	541 506 588	15 231 578	93 572 569
148	LB	Lebanon	2 573 998	6 330 561	720 752	2 583 132
149	PN	Palestina	0	9 320	0	105 388
151	YE	Yemen	449 430	3 943 823	124 727	1 692 860
152	OM	Oman	48 037 060	313 377 309	17 870 517	130 795 629
153	SY	Syria Arab Republic	25 860	181 489	236 204	806 432
154	TR	Turkey	21 367 683	926 358 839	28 018 857	825 808 541
155	AE	United Arab Emirates	134 352 192	1 191 443 144	129 129 372	1 175 591 521
156	QA	Qatar	115 641 611	1 232 555 103	112 388 586	1 158 416 169
157	BH	Bahrain	36 522 262	106 393 252	36 655 075	110 853 456
158	CY	Cyprus	1 269 220	5 928 823	325 787	1 814 284
159	OD	Oth.West Asia	22	40 087	3 402	99 307
211	EG	Egypt	105 005 023	753 661 516	15 996 383	102 253 951
212	LY	Libyan Arab Jamahiriya	0	110	0	13 050
213	MA	Morocco	10 097 795	244 626 396	9 270 921	93 913 087
214	TN	Tunisia	580 614	10 703 401	554 680	17 228 304
215	DZ	Algeria	17 000	337 517 864	53 040	299 363 824
216	SD	Sudan	754	459 227	3 565	473 286
217	ER	Eritrea	0	787	0	15 677
218	LS	Lesotho	0	46 536	0	649 415
219	NA	Namibia	2 098	446 754	92 108	539 595
220	EH	Western Sahara	0	8	0	2 184
221	ET	Ethiopia	4 850 258	21 749 569	4 016 047	17 440 138
222	TZ	Tanzania, United Republic Of	1 093 172	5 827 759	1 549 022	13 373 865
223	MG	Madagascar	1 590 839	3 806 950	246 769	4 852 931
224	SO	Somalia	0	716	0	76 680
225	KE	Kenya	702 316	7 230 828	677 437	6 009 716
226	RE	Reunion	963 258	7 653 013	222 732	1 718 560
227	MZ	Mozambique	2 480 870	18 800 856	2 738 200	18 361 681
228	BW	Botswana	16	227	78	2 585
229	GQ	Equatorial Guinea	0	1	0	6

**I.4. IMPOR MENURUT NEGARA ASAL / IMPORT BY COUNTRY OF ORIGIN**  
**\*\*\* AGUSTUS/ AUGUST 2014 \*\*\***

Country Code	Negara Asal Country of origin	Berat bersih / Net weight (Kg)		Nilai / Value C.I.F ( U S \$ )	
		Bulan ini Current month	Kumulatif Cum. Jan. to date	Bulan ini Current month	Kumulatif Cum. Jan. to date
230	TG Togo	2 024 645	5 541 959	3 339 908	7 134 004
231	GH Ghana	1 647 363	8 770 203	5 359 214	26 638 359
232	LR Liberia	3 797	10 438	35 658	104 336
233	GN Guinea	11 500	285 175	137 500	683 766
234	AO Angola	5	254 838 088	1 049	206 313 385
235	CG Congo	1	627 353	239	553 073
236	CM Cameroon	2 475 765	9 393 086	5 633 952	17 392 193
237	NG Nigeria	381 077 092	2 813 917 669	319 853 727	2 397 933 787
238	SL Sierra Leone	194	3 836	16 044	285 365
239	GA Gabon	86	124 933	8 811	181 624
240	CI Cote D'Ivoire	7 769 152	39 968 954	19 786 241	102 497 668
241	SN Senegal	6	2 710 195	181	3 745 106
242	MR Mauritania	0	178	0	5 443
243	ML Mali	1 919 984	23 686 402	3 962 006	48 782 937
244	BJ Benin	1 005 160	7 398 635	2 046 243	15 174 579
245	BF Burkina Faso	5 071 826	24 657 318	10 138 079	49 086 306
246	GW Guinea Bissau	0	592	0	62 550
247	GM Gambia	1	549	31	14 255
248	VI U.S. Virgin Islands	0	17	0	1 253
249	SC Seychelles	0	385 740	0	935 188
251	UG Uganda	36 235	4 355 955	342 001	9 759 306
252	CF Central African Republic	1 415 306	5 988 749	2 980 358	12 413 951
253	NE Niger	191	77 631	7 224	166 473
254	TD Chad	500 717	2 375 343	981 198	4 703 540
255	DJ Djibouti	440 000	512 000	209 000	263 720
256	SH Saint Helena	28	1 348	1 221	20 151
257	ST Sao Tome And Principe	0	358	0	20 342
260	SZ Swaziland	22 607	65 539	525 421	1 940 470
261	ZA South Africa	27 538 266	479 584 661	23 615 873	314 625 048
262	ZW Zimbabwe	211 000	2 260 956	283 630	9 664 309
263	ZM Zambia	102 080	3 292 792	707 607	6 825 342
264	MW Malawi	26 639	965 294	164 159	4 245 772
265	KM Comoros	0	587	0	6 963
266	BI Burundi	0	20 624	0	45 392
267	MU Mauritius	17 962	1 125 109	130 727	3 053 849
268	RW Rwanda	182	197	1 115	1 346
298	VG Virgin Islands (British)	270 425	682 327	1 251 844	1 923 169
311	AU Australia	1 379 438 909	8 563 755 478	497 134 351	3 674 028 791
312	NZ New Zealand	53 419 510	419 975 510	71 766 854	595 093 156
318	FM Micronesia, Federated States Of	202	1 009	951	4 216
319	GU Guam	0	42	0	15 188
321	NR Nauru	15	12 620	2 573	66 353
322	NC New Caledonia	4	691 434	83	322 225
323	NU Niue	0	115	0	3 977
326	VU Vanuatu	0	237 979	0	124 834
331	AS American Samoa	491 070	2 868 939	1 026 441	8 125 236
332	CK Cook Islands	0	43 712	0	292 242
333	FJ Fiji	666 005	2 979 617	264 015	1 943 042
334	KI Kiribati	0	761	0	3 462
335	MH Marshall Islands	1 122 000	1 137 086	2 873 276	2 961 122
336	WS Samoa	915	238 659	208 730	1 542 769
337	SB Solomon Islands	335 000	903 841	799 262	2 023 009
338	TO Tonga	0	349	0	1 801
339	TV Tuvalu	0	85	0	1 878
340	CX Christmas Islands	25 050 000	56 750 000	3 331 650	7 848 900
341	UM United States Minor Outlying Island	0	10	0	128
342	CC Cocos (Keeling) Islands	0	250	0	475
343	TK Tokelau	109	496	241	11 122
391	TL East Timor	13 000	337 107	6 630	126 355
411	US United States	503 872 026	4 692 573 532	668 759 266	5 624 793 472
412	CA Canada	312 927 545	2 540 977 007	141 404 597	1 223 602 304
421	MX Mexico	3 123 910	74 881 026	11 368 721	132 239 288
422	GT Guatemala	104 245	506 531	44 071	541 485

**I.4. IMPOR MENURUT NEGARA ASAL / IMPORT BY COUNTRY OF ORIGIN**  
**\*\*\* AGUSTUS/ AUGUST 2014 \*\*\***

Country Code	Negara Asal Country of origin	Berat bersih / Net weight (Kg)		Nilai / Value C.I.F ( U S \$ )	
		Bulan ini Current month	Kumulatif Cum. Jan. to date	Bulan ini Current month	Kumulatif Cum. Jan. to date
423	HN Honduras	144 891	592 433	96 366	495 498
424	NI Nicaragua	545	8 109	11 793	148 470
425	PA Panama	745 151	32 251 913	381 973	32 046 096
426	CJ Cuba	138	36 492	137 045	1 164 967
427	CB Curacao	0	99	0	945
428	SR Suriname	0	28	0	788
431	CL Chile	7 600 612	101 815 258	16 879 202	166 575 209
432	VE Venezuela	182	3 159	11 914	120 371
433	AR Argentina	303 375 851	1 598 523 205	156 773 637	916 458 151
434	BR Brazil	339 359 155	2 745 787 001	344 971 180	1 545 822 526
435	CO Colombia	206 629	1 647 847	437 536	4 759 219
436	BO Bolivia	0	4 799	0	89 357
437	UY Uruguay	7 145 012	45 602 547	3 870 569	26 953 658
438	PY Paraguay	0	55 865 972	0	33 559 482
441	EC Ecuador	557 487	7 498 416	2 183 380	24 330 203
442	PE Peru	1 898 458	68 098 131	4 086 549	39 553 390
444	TT Trinidad And Tobago	547 152	1 465 427	205 145	854 122
445	BS Bahamas	87	1 025	1 742	9 385
446	JM Jamaica	144 200	1 033 637	226 110	1 337 827
447	PR Puerto Rico	8 213	67 073	965 922	9 142 413
448	BZ Belize	23 766	304 589	261 476	2 354 481
449	DO Dominican Republic	3 167 701	8 876 518	1 480 920	6 144 048
450	SV El Salvador	146	75 508	10 314	155 072
451	CR Costa Rica	1 829	682 210	157 466	2 197 093
452	HT Haiti	125 542	126 707	34 706	54 583
453	BB Barbados	1	88	914	9 640
454	AG Antigua And Barbuda	0	37 787	0	289 331
455	AI Anguilla	66 478	583 026	252 311	2 196 285
456	AW Aruba	0	3	0	565
457	BM Bermuda	0	45 919 820	0	37 804 309
458	CV Cape Verde	0	177	0	2 694
459	KY Cayman Islands	0	705	0	9 569
460	DM Dominica	259	528 911	7 472	234 924
462	GF French Guiana	0	4	0	236
463	PF French Polynesia	316 901	1 192 511	55 461	206 942
464	GL Greenland	39 600	99 018	137 808	350 092
465	GD Grenada	106	1 325	1 225	373 023
467	AN Netherlands Antilles	0	25 522	0	555 874
468	NF Norfolk Islands	0	8 130	0	164 521
469	LC Saint Lucia	0	66	0	4 675
511	GB United Kingdom	27 755 390	280 691 834	95 315 332	626 004 055
512	NL Netherlands	24 378 253	187 251 590	65 142 132	579 111 004
513	FR France	30 509 149	228 998 689	134 568 340	943 272 745
514	DE Germany, Fed. Rep. Of	78 688 761	529 350 657	344 498 992	2 724 103 197
515	AT Austria	3 694 337	27 000 445	27 121 579	236 802 103
516	BE Belgium	25 696 019	190 493 354	40 727 890	394 588 295
517	CH Switzerland	4 293 673	20 766 575	51 337 851	399 485 948
518	LU Luxembourg	28 032	1 285 470	151 841	3 866 290
519	GI Gibraltar	0	1	0	86
520	MC Monaco	1 711	11 846	54 961	511 600
521	DK Denmark	1 808 344	22 580 276	13 133 203	110 637 030
522	NO Norway	13 804 623	131 645 928	16 333 925	109 964 833
523	SE Sweden	16 404 803	157 693 918	53 677 680	480 694 707
524	FI Finland	4 378 988	37 273 329	27 515 828	369 624 960
525	IE Ireland	1 595 269	17 298 370	6 751 398	67 257 450
526	IT Italy	39 915 595	238 769 323	171 588 813	1 173 274 796
527	ES Spain	8 161 744	64 349 407	38 427 831	353 075 029
528	PT Portugal	116 725	17 846 463	2 839 640	40 729 369
529	IS Iceland	10	398 025	781	978 150
531	GR Greece	17 473 224	73 723 233	10 528 223	62 037 054
532	VA Vatican City State (Holy See)	44 280	64 887	38 272	100 895
533	AD Andorra	0	7 768 378	0	8 456 489
534	LI Liechtenstein	2 047	12 719	73 085	423 501



**I.4. IMPOR MENURUT NEGARA ASAL / IMPORT BY COUNTRY OF ORIGIN**  
**\*\*\* AGUSTUS/ AUGUST 2014 \*\*\***

Country Code	Negara Asal Country of origin	Berat bersih / Net weight (Kg)		Nilai / Value C.I.F ( U S \$ )	
		Bulan ini Current month	Kumulatif Cum. Jan. to date	Bulan ini Current month	Kumulatif Cum. Jan. to date
540	CD Democratic Republic Of The Congo	94 442	874 993	234 283	2 090 052
542	HU Hungary	285 162	2 556 202	2 577 662	45 528 125
543	PL Poland	3 181 773	38 156 976	9 707 145	93 928 368
544	RO Romania	832 329	2 960 207	4 781 876	17 279 596
545	BG Bulgaria	2 115 193	30 086 457	2 315 423	28 807 347
548	AL Albania	125 588	377 756	216 417	712 847
549	AM Armenia	254	16 401	18 110	226 724
550	AZ Azerbaijan	265 930 381	2 143 538 098	219 395 080	1 807 714 981
551	BY Belarus	141 648 384	445 277 532	42 131 609	130 254 678
552	KZ Kazakhstan	375 300	7 006 437	952 385	16 290 171
553	KG Kyrgyzstan	20 262	229 939	68 737	541 352
554	MD Moldova, Republic Of	4 547 938	17 110 251	1 309 123	5 435 552
555	TJ Tajikistan	0	155	0	6 024
556	TM Turkmenistan	23 460	25 260	93 664	152 635
557	UA Ukraine	20 053 180	445 335 072	13 680 790	221 184 223
558	UZ Uzbekistan	0	895 309	0	4 746 430
559	LT Lithuania	469 903	11 341 482	762 449	6 147 374
560	LV Latvia	576 688	1 543 932	407 699	1 343 680
561	EE Estonia	49 096	422 241	591 569	2 019 344
562	GE Georgia	27 260	355 319	627 453	5 611 369
563	HR Croatia	606 923	3 635 511	386 909	9 222 332
564	BA Bosnia And Herzegovina	3 554	199 398	19 106	222 344
565	MT Malta	92	1 172 808	5 067	1 445 322
566	SK Slovakia	184 347	1 174 976	1 137 597	7 871 983
567	SI Slovenia	124 721	1 132 872	738 921	8 711 094
568	CZ Czech Republic	7 139 837	63 901 698	18 545 982	111 900 669
569	GS South Georgia And The South Sa	0	25	0	370
570	MK Rep. Of Macedonia	466	32 578	74 455	375 584
571	FO Faeroe Islands	0	24 540	0	161 736
572	RU Russia Federation	263 228 145	2 083 906 196	156 170 658	1 172 737 907
573	RS Serbia	5 244	115 487	77 755	6 373 299
574	ME Montenegro	0	45	0	1 496
<b>TOTAL IMPORT</b>		<b>11 676 185 855</b>	<b>94 902 372 268</b>	<b>14 793 236 965</b>	<b>118 828 611 830</b>

**I.5. IM POR M ENURUT PROPINSI DAN PELABUHAN BONGKAR**  
**IM PORT BY PROVINCE AND PORT OF IM PORTATION**  
**\*\*\* AGUSTUS/ AUGUST 2014 \*\*\***

Kode Pelabuhan Bongkar <i>Port of Importation</i>	Berat bersih / <i>Net weight (Kg)</i>		Nilai / <i>Value C.I.F( U S \$ )</i>	
	Bulan ini <i>Current month</i>	Kumulatif <i>Cum. Jan. to date</i>	Bulan ini <i>Current month</i>	Kumulatif <i>Cum. Jan. to date</i>
<b>ACEH</b>	<b>17 770 337</b>	<b>130 963 329</b>	<b>2 798 507</b>	<b>26 072 300</b>
101 IDSBG Aceh - Sabang	360 031	360 031	617 553	617 553
102 IDOLO Ulee Lheue	12 960	12 960	11 026	11 026
104 IDLSW Lhok Seumawe	248 942	2 003 091	251 751	5 669 767
110 IDSIN Sinabang	0	770 000	0	542 850
117 IDKRU Krueng R. Malahayati	2 748 404	23 246 589	1 661 137	12 981 582
118 IDKLS Kuala Langsa	0	1 465 658	0	2 360 320
119 IDLHK Lhok Nga	14 400 000	103 105 000	257 040	3 889 202
<b>SUM ATERA UTARA</b>	<b>543 487 893</b>	<b>4 861 402 098</b>	<b>389 220 852</b>	<b>3 364 827 200</b>
002 IDKNO Kualanamu	38 801	2 149 905	599 585	16 522 511
143 IDTPR Tanjung Pura	2 800	2 800	5 600	5 600
144 IDBLW Belawan	505 619 927	4 405 950 499	375 622 037	3 189 209 187
145 IDTJB Tanjung Balai Asahan	1 849 267	17 992 359	817 592	7 805 384
166 IDMES Medan / Polonia (U)	7 098	213 148	183 936	6 995 948
167 IDMDN Medan (Ptt)	0	861	0	8 197
170 IDKTJ Kuala Tanjung	35 970 000	435 092 526	11 992 102	144 280 373
<b>SUM ATERA BARAT</b>	<b>102 851 841</b>	<b>891 575 761</b>	<b>63 012 097</b>	<b>699 666 793</b>
191 IDTBY Padang/ Tl.Bayur	102 851 841	891 574 965	63 012 097	699 591 203
192 IDPDG Padang / Tabing (U)	0	796	0	75 590
<b>RIAU</b>	<b>214 210 722</b>	<b>1 742 199 459</b>	<b>104 470 979</b>	<b>1 123 194 204</b>
225 IDDUM Dumai	121 417 509	1 050 905 244	40 407 302	492 312 797
228 IDBLS Bengkalis	118 650	1 777 500	81 588	998 579
230 IDSPA Selat Panjang	21 455	219 332	14 362	1 426 841
231 IDSSI Siak Sri Indrapura	0	793 108	0	821 347
233 IDPEK Pekanbaru (Rumbai)	1 546 536	7 781 573	1 068 987	6 707 348
235 IDSUQ Sungai Guntung	943 165	4 273 576	3 693 833	15 494 884
242 IDTEM Tembilahan	708 040	3 942 079	2 506 959	11 926 809
243 IDKEN Kuala Enok	430	621	27 195	46 525
244 IDRGA Rengat	856 276	6 020 896	390 955	56 043 316
261 IDPKU Simpang Tiga (U)	2 923	29 643	631 214	5 822 458
273 IDPAK Pekan Baru	2 693 117	45 961 111	10 012 545	118 318 837
277 IDBUN Buatan	10 598 393	39 690 141	3 298 014	12 865 023
278 IDPWG Perawang, Sumatra	75 304 228	580 804 635	42 338 025	400 409 440
<b>JAM BI</b>	<b>17 604 933</b>	<b>103 608 619</b>	<b>21 971 412</b>	<b>162 488 014</b>
291 IDKTK Kuala Tungkal	15 486 639	91 630 996	17 892 383	149 538 375
292 IDMSA Muara Sabak	1 736 372	10 194 099	986 259	5 826 688
293 IDDJM Jambi	381 922	1 783 524	3 092 770	7 122 951
<b>SUM ATERA SELATAN</b>	<b>87 179 235</b>	<b>541 356 984</b>	<b>58 932 397</b>	<b>346 979 090</b>
326 IDPLA Palembang - Plaju	1 293 881	5 391 913	1 159 060	4 193 819
334 IDPLM Sm. Badaruddin (U)	6 064	73 902	22 286	995 594
340 IDMRI Musi River/Boom Baru	85 879 290	535 891 169	57 751 051	341 789 677
<b>BENGGULU</b>	<b>4 997 781</b>	<b>39 142 911</b>	<b>888 315</b>	<b>7 137 466</b>
361 IDBKU Bengkulu	4 997 781	39 142 911	888 315	7 137 466
<b>LAMPUNG</b>	<b>233 706 479</b>	<b>3 083 134 943</b>	<b>225 382 913</b>	<b>2 416 507 574</b>
364 IDKTA Kota Agung	88 763 287	1 084 478 527	74 656 039	1 011 891 047
395 IDPJG Panjang	144 943 192	1 998 656 416	150 726 874	1 404 616 527
<b>KEPULAUAN BANGKA BELITUNG</b>	<b>5 066 760</b>	<b>29 858 935</b>	<b>10 459 122</b>	<b>41 765 428</b>
322 IDBLI Blinju-Bangka	2 245 951	4 144 750	2 900 891	5 052 425
323 IDPGX Pangkal Balam	1 819 887	19 753 627	6 853 259	27 918 058
328 IDTPD Tanjung Pandan	1 000 922	4 249 985	704 972	7 739 813
339 IDBLJ Belinju	0	1 710 573	0	1 055 132
<b>KEPULAUAN RIAU</b>	<b>494 992 356</b>	<b>3 651 638 991</b>	<b>1 043 189 273</b>	<b>7 512 217 285</b>
248 IDTBK Tanjung Balai Karimun	4 545 856	55 624 212	54 839 765	236 554 452
249 IDPSS Pulau Sambu	2 179 000	53 821 000	23 380 000	205 051 159
250 IDTAN Tanjung Uban	222 803 089	1 478 328 708	198 656 685	1 428 547 449
251 IDTPN Tanjung Pinang	437 627	4 030 303	486 293	7 773 294

**I.5. IM POR M ENURUT PROPINSI DAN PELABUHAN BONGKAR**  
**IM PORT BY PROVINCE AND PORT OF IM PORTATION**  
**\*\*\* AGUSTUS/ AUGUST 2014 \*\*\***

Kode	Pelabuhan Bongkar Port of Importation	Berat bersih / Net weight (Kg)		Nilai / Value C.I.F( U S \$ )	
		Bulan ini Current month	Kumulatif Cum. Jan. to date	Bulan ini Current month	Kumulatif Cum. Jan. to date
252	IDTER Terempa	0	6 433 229	0	71 119 034
256	IDMOR Moro Silit	13 269	50 111	42 171	126 216
258	IDBTU Batu Ampar	118 135 100	1 025 763 657	388 652 950	2 935 852 886
260	IDDAS Singkep - Dabo	0	163 000	0	850 000
262	IDTNJ Kijang (U)	0	8 087	0	11 855
263	IDPAS Pasir Panjang	0	461 652	0	4 149 728
265	IDSKP Sekupang	30 504 041	230 873 100	221 166 968	1 767 181 611
267	IDKAB Kabil/ Panau	116 287 138	795 412 070	118 181 700	654 583 169
271	IDBTH Hang Nadim (U)	87 236	669 862	37 782 741	200 416 432
<b>DKI JAKARTA</b>		<b>2 739 579 555</b>	<b>22 915 218 702</b>	<b>7 152 365 060</b>	<b>56 234 854 168</b>
431	IDTPP Tanjung Priok	2 727 134 950	22 797 884 352	6 280 019 750	48 159 240 944
432	IDKLB Kalibaru	0	10 025 432	0	14 735 777
433	IDJKT Jakarta / Pasar Ikan	3 691 948	30 933 349	17 230 612	114 444 606
434	IDCGK Soekarno-Hatta (U)	8 639 280	75 505 138	835 330 977	7 839 334 094
436	IDHLP Halim Perdana Kusuma (U)	113 377	870 431	19 783 721	107 098 747
<b>JAWA BARAT</b>		<b>130 007 113</b>	<b>1 435 558 770</b>	<b>93 044 348</b>	<b>1 134 925 397</b>
463	IDCBN Cirebon/ Penggung (U)	36 118 880	189 424 706	8 291 684	27 410 763
466	IDBDO Husein Sastranegara	45 233	294 298	402 984	2 926 753
467	IDBLG Balongan	93 843 000	1 245 806 919	84 349 680	1 104 511 124
468	IDBND Gede Bage-Bandung (Ptt)	0	32 847	0	76 757
<b>JAWA TENGAH</b>		<b>1 323 740 238</b>	<b>10 513 693 504</b>	<b>1 335 771 343</b>	<b>10 789 397 039</b>
494	IDTES Tanjung Emas	336 706 300	2 760 057 443	476 882 409	3 781 248 699
495	IDCXP Cilacap	984 636 140	7 739 031 326	856 853 400	6 991 770 726
496	IDSRG Achmad Yani (U)	44 610	261 408	572 092	3 694 510
497	IDSMR Semarang (Ptt)	2 348 300	14 327 254	1 361 743	12 079 842
498	IDSOC Jebres/ Adi Sumarmo	4 888	16 073	101 699	603 262
<b>DI YOGYAKARTA</b>		<b>2 368</b>	<b>19 635</b>	<b>46 635</b>	<b>615 043</b>
531	IDJOG Adi Sucipto (U)	2 368	19 635	46 635	615 043
<b>JAWA TIMUR</b>		<b>2 333 958 163</b>	<b>19 674 227 125</b>	<b>2 117 312 418</b>	<b>16 812 036 943</b>
561	IDTUB Tuban	301 191 809	3 016 383 650	295 183 550	2 711 385 898
562	IDGRE Gresik	379 972 420	3 492 743 093	103 774 408	928 789 136
563	IDTPE Tanjung Perak	1 550 546 191	12 163 451 120	1 584 369 800	11 883 728 663
564	IDPAZ Pasuruan	0	149	0	4 970
566	IDPRN Panarukan	89 268 620	638 123 535	75 290 351	578 732 854
567	IDBJU Banyuwangi	10 655 506	352 810 216	9 345 340	331 935 222
576	IDKLG Kalianget	583 187	583 187	1 286 800	1 286 800
587	IDSUB Juanda (U)-Surabaya	729 513	6 853 318	46 132 087	367 131 347
588	IDSUR Surabaya (Ptt)	1 010 917	3 278 857	1 930 082	9 042 053
<b>BANTEN</b>		<b>2 198 833 663</b>	<b>14 732 538 149</b>	<b>1 017 716 003</b>	<b>7 808 754 880</b>
461	IDMRK Merak	760 708 164	5 935 720 801	598 160 595	4 383 072 237
471	IDTLN Tanjung Leneng	152 266 088	1 049 453 392	154 664 638	1 078 612 798
473	IDCGD Cigading	1 285 859 411	7 747 363 956	264 890 770	2 347 069 845
<b>BALI</b>		<b>18 811 489</b>	<b>57 527 555</b>	<b>15 045 403</b>	<b>201 604 041</b>
613	IDBOA Benoa/ Loloan	5 094 077	9 822 962	4 833 149	20 904 500
618	IDCBW Celukan Bawang	13 472 448	45 675 811	5 637 198	127 678 011
620	IDDPS Ngurah Rai (U)	244 964	2 028 782	4 575 056	53 021 530
<b>NUSA TENGGARA</b>		<b>18 586 303</b>	<b>82 113 168</b>	<b>10 701 516</b>	<b>86 442 643</b>
655	IDBMU Bima	850 303	21 788 910	8 376 657	76 304 800
660	IDLEM Lembar	15 986 000	50 192 000	1 302 859	4 118 074
663	IDBDS Badas Sumbawa	0	3 405 616	0	2 091 410
665	IDLKS Lombok	1 750 000	6 726 642	1 022 000	3 928 359
<b>NUSA TENGGARA TIM UR</b>		<b>631 689</b>	<b>69 526 540</b>	<b>456 896</b>	<b>15 806 117</b>
683	IDMOF Maumere	499 884	1 499 806	334 547	1 039 497
685	IDWGP Waingapu	0	1 499 960	0	965 704
686	IDATA Atapupu	0	221 039	0	45 329
693	IDTEN Tenau	131 805	66 305 735	122 349	13 755 587

**I.5. IM POR M ENURUT PROPINSI DAN PELABUHAN BONGKAR**  
**IM PORT BY PROVINCE AND PORT OF IM PORTATION**  
**\*\*\* AGUSTUS/ AUGUST 2014 \*\*\***

Kode Pelabuhan Bongkar <i>Port of Importation</i>	Berat bersih / <i>Net weight (Kg)</i>		Nilai / <i>Value C.I.F ( U S \$ )</i>	
	Bulan ini <i>Current month</i>	Kumulatif <i>Cum. Jan. to date</i>	Bulan ini <i>Current month</i>	Kumulatif <i>Cum. Jan. to date</i>
<b>KALIMANTAN BARAT</b>	<b>64 797 880</b>	<b>492 010 609</b>	<b>37 753 897</b>	<b>342 908 076</b>
714 IDPON Pontianak	62 066 512	445 345 634	32 535 269	295 094 290
715 IDKTG Ketapang K. Barat	1 319 741	3 173 741	2 769 887	8 779 887
721 IDKDW Kendawangan	1 411 626	11 947 994	2 426 784	25 612 473
722 IDPNK Supadio (U)	0	1 412	0	3 334 900
723 IDTKA Telok Air	0	3 433 200	0	815 552
724 IDSTT Sintete	1	25 886 618	21 957	5 942 024
726 IDENT Entikong	0	2 222 010	0	3 328 950
<b>KALIMANTAN TENGAH</b>	<b>5 246 296</b>	<b>33 723 299</b>	<b>8 030 278</b>	<b>67 702 225</b>
742 IDSUK Sukamara	0	552 785	0	2 474 178
744 IDKUM Kumai	2 339 878	9 569 320	3 092 795	11 821 162
746 IDSMQ Sampit	2 906 418	16 560 701	4 937 483	16 797 712
750 IDPPS Pulang Pisau	0	7 040 493	0	36 609 173
<b>KALIMANTAN SELATAN</b>	<b>169 528 953</b>	<b>1 734 382 201</b>	<b>148 234 109</b>	<b>1 690 950 707</b>
771 IDBAN Banjarmasin	19 163 508	155 375 989	9 680 271	236 079 187
773 IDKTB Kotabaru	150 365 195	1 579 004 537	138 531 544	1 454 761 792
777 IDBDJ Samsudin Noor (U)	250	1 675	22 294	109 728
<b>KALIMANTAN TIMUR</b>	<b>721 393 040</b>	<b>6 161 545 269</b>	<b>677 873 457</b>	<b>5 878 445 346</b>
803 IDBPP Balikpapan	593 974 040	4 762 322 915	560 149 393	4 540 378 066
805 IDSRD Samarinda	51 550 372	339 056 716	45 982 533	380 183 635
806 IDTRD Tanjung Redep	0	6 445 232	0	4 687 424
807 IDTJS Tanjung Selor	7 828 888	59 253 594	738 383	1 787 600
808 IDLIN Lingkas Tarakan	16 165 709	128 094 333	6 585 358	16 317 466
809 IDNNX Nunukan	14 923 013	122 845 158	2 929 286	7 951 011
810 IDTGR Pasir/ Tanah Grogot	0	1 672	0	8 698 326
812 IDBYQ Bunyu	0	3 500 000	0	29 064
813 IDTSG Tanjung Sangata	1 932 156	442 359 307	13 210 997	500 243 161
814 IDBPN Sepinggian (U)	236 463	1 916 321	17 343 890	150 463 224
817 IDBTG Bontang	34 317 932	270 792 118	30 521 427	254 017 898
819 IDJUA Juata Tarakan	0	5 507 526	0	67 176
822 IDADB Adang Bay	464 467	464 467	412 190	412 190
996 IDBEJ Berau	0	18 985 910	0	13 209 105
<b>SULAWESI UTARA</b>	<b>1 456 031</b>	<b>49 414 128</b>	<b>3 954 969</b>	<b>83 911 493</b>
832 IDAMU Amurang	0	1 181	0	26 466
834 IDMND Manado	715	1 917	30 285	53 633
835 IDBIT Bitung	1 443 492	49 317 558	3 365 542	81 481 872
839 IDNAH Naha (U) - Sulut	0	1 332	0	27 373
840 IDPET Petta	0	64 085	0	13 094
843 IDMDC Sam Ratulangi (U)	11 824	28 055	559 142	2 309 055
<b>SULAWESI TENGAH</b>	<b>1 448 239</b>	<b>24 353 908</b>	<b>1 935 540</b>	<b>28 967 526</b>
868 IDLUW Luwuk	0	27 975	0	751 125
877 IDPAT Pantoloan	1 448 239	24 325 933	1 935 540	28 216 401
<b>SULAWESI SELATAN</b>	<b>104 043 263</b>	<b>922 431 132</b>	<b>45 460 045</b>	<b>556 587 154</b>
892 IDPAP Pare-Pare	4 607 050	17 190 371	2 782 525	10 472 667
893 IDUJU Ujungpandang	81 464 881	695 033 293	29 527 014	382 661 316
897 IDMLI Malili, Sulawesi	17 970 312	210 194 191	13 120 217	159 667 319
904 IDUPG Hasanuddin (U)	1 020	13 277	30 289	3 785 852
<b>SULAWESI TENGGARA</b>	<b>58 557 063</b>	<b>276 002 368</b>	<b>86 771 116</b>	<b>334 507 751</b>
921 IDBUW Bau-Bau	49 755 163	257 599 802	52 742 149	277 947 726
922 IDKDR Kendari	0	999 922	0	641 120
923 IDKOL Kolaka	5 840 000	11 846 665	1 359 822	2 976 450
925 IDPUM Pomalaa	2 961 900	5 555 979	32 669 145	52 942 455
<b>GORONTALO</b>	<b>1 500 000</b>	<b>89 513 774</b>	<b>907 500</b>	<b>48 101 828</b>
841 IDGOR Gorontalo	1 500 000	89 513 774	907 500	48 101 828

**I.5. IM POR M ENURUT PROPINSI DAN PELABUHAN BONGKAR**  
**IM PORT BY PROVINCE AND PORT OF IM PORTATION**  
**\*\*\* AGUSTUS/ AUGUST 2014 \*\*\***

Kode Pelabuhan Bongkar <i>Port of Importation</i>	Berat bersih / <i>Net weight (Kg)</i>		Nilai / <i>Value C.I.F ( U S \$ )</i>	
	Bulan ini <i>Current month</i>	Kumulatif <i>Cum. Jan. to date</i>	Bulan ini <i>Current month</i>	Kumulatif <i>Cum. Jan. to date</i>
<b>SULAWESI BARAT</b>	<b>0</b>	<b>1 567 222</b>	<b>0</b>	<b>4 671 940</b>
899 IDMJU Mamuju	0	1 567 222	0	4 671 940
<b>M ALUKU</b>	<b>23 218 919</b>	<b>264 426 277</b>	<b>24 069 204</b>	<b>268 653 589</b>
946 IDAMB Ambon	23 218 919	254 815 190	24 069 204	264 193 219
949 IDLUV Tual	0	9 611 087	0	4 460 370
<b>M ALUKU UTARA</b>	<b>1 160 606</b>	<b>3 671 987</b>	<b>1 990 579</b>	<b>4 616 995</b>
941 IDTOB Tobelo	0	2 199 890	0	1 446 635
942 IDTTE Ternate	1 160 606	1 160 606	1 990 579	1 990 579
962 IDOBI Obi Island	0	311 491	0	1 179 781
<b>PAPUA BARAT</b>	<b>0</b>	<b>2 464 793</b>	<b>0</b>	<b>5 578 745</b>
971 IDSOR Sorong	0	2 461 343	0	5 555 309
976 IDFKQ Fak-Fak	0	697	0	12 012
977 IDKNG Kaimana	0	2 753	0	11 424
<b>PAPUA</b>	<b>37 816 647</b>	<b>291 560 123</b>	<b>93 470 782</b>	<b>727 716 830</b>
979 IDMKQ Merauke	0	540	0	8 456
980 IDTIM Amamapare	37 815 747	285 649 833	93 470 508	727 260 927
983 IDDJW Jayapura / Sentani	900	5 909 750	274	447 447
<b>TOTAL IM PORT</b>	<b>11 676 185 855</b>	<b>94 902 372 268</b>	<b>14 793 236 965</b>	<b>118 828 611 830</b>

**I.6 IM POR KOM ODITI MENURUT NEGARA ASAL / IMPORT BY COUNTRY OF ORIGIN  
DAN LIMA GOLONGAN BARANG (SITC) UTAMA / AND FIVE MAJOR SITC COMMODITY GROUP  
\*\*\* AGUSTUS/ AUGUST 2014 \*\*\***

Negara Asal/ SITC/ Uraian Golongan Barang <i>Country of Origin/ SITC/ group Description</i>	Berat Bersih / <i>Net Weight (Kg)</i>		Nilai CIF / <i>CIF Value (US\$)</i>	
	Bulan ini <i>Current month</i>	Kumulatif <i>Cum. Jan to date</i>	Bulan ini <i>Current month</i>	Kumulatif <i>Cum. Jan to date</i>
<b>JAPAN</b>				
784 Parts And Accessories Of The Motor Vehicles	7 777 497	61 442 729	99 091 593	795 964 590
782 Motor Vehicle For The Transportation Of Goods	7 238 493	75 268 329	66 524 787	704 761 966
713 Internal Combustion Piston Engines And Parts	5 184 649	43 059 483	59 436 044	528 971 116
673 Flat Rolled Products, Not Clad	63 168 445	585 828 039	51 371 575	457 851 353
781 Passengger Motor Cars	2 985 707	29 422 635	38 998 494	356 266 521
LAINNYA	276 505 827	2 253 792 396	1 217 840 974	8 716 152 914
SUB TOTAL	362 860 618	3 048 813 611	1 533 263 467	11 559 968 460
<b>HONG KONG</b>				
655 Knitted Or Crocheted Fabrics	1 940 353	15 106 532	16 846 952	131 243 064
652 Cotton Fabrics, Woven	1 682 826	11 988 334	15 738 199	126 474 628
764 Telecommunication Equipments And Parts	489 085	4 012 431	9 297 825	74 221 214
772 Electrical Apparatus For Making And Breaking Electrical Circuits	359 307	1 677 489	8 446 863	51 621 370
653 Fabrics, Woven, Of Man-made Fibres	492 031	4 437 317	5 539 620	46 750 515
LAINNYA	24 930 032	238 484 151	95 427 530	773 282 863
SUB TOTAL	29 893 634	275 706 254	151 296 989	1 203 593 654
<b>KOREA, DEM . PEOPLE'S REP.</b>				
641 Papers And Paperboards	0	749 201	0	692 635
727 Food Processing Machines And Parts	9 319	9 319	136 290	136 290
682 Copper	0	14 821	0	128 742
676 Iron/steel Bars, Rods, Angels, Shaped And Sections	0	59 029	0	48 942
675 Flat Rolled Products And Alloy Steels	0	52 183	0	46 443
LAINNYA	22	19 011	18 852	116 843
SUB TOTAL	9 341	903 564	155 142	1 169 895
<b>KOREA, REPUBLIC OF</b>				
334 Petroleum Products, Refined	182 641 922	2 521 173 908	180 687 259	2 344 360 440
673 Flat Rolled Products, Not Clad	76 676 929	608 836 926	50 792 409	420 064 964
655 Knitted Or Crocheted Fabrics	4 541 565	31 362 506	45 479 658	290 958 612
653 Fabrics, Woven, Of Man-made Fibres	2 082 236	15 053 096	26 882 350	191 542 295
232 Synthetic Rubber Latex, Synthetic/ reclaimed Rubber	10 479 080	86 426 670	20 545 698	173 878 260
LAINNYA	221 427 027	1 881 559 922	514 558 718	4 165 959 468
SUB TOTAL	497 848 759	5 144 413 028	838 946 092	7 586 764 039
<b>TAIWAN</b>				
673 Flat Rolled Products, Not Clad	19 851 373	225 071 850	13 570 705	149 383 343
655 Knitted Or Crocheted Fabrics	1 408 545	12 838 829	14 951 556	125 295 444
653 Fabrics, Woven, Of Man-made Fibres	1 164 606	9 808 338	13 714 608	120 771 381
728 Other Machines And Equipment Specialized For Particular Industry	1 784 745	13 948 588	12 162 435	104 326 677
776 Thermionic, Cold Cathode, And Photo Cathode Valves/tubes	32 912	293 141	14 630 093	96 674 579
LAINNYA	63 879 032	844 596 573	200 013 826	1 880 367 016
SUB TOTAL	88 121 213	1 106 557 319	269 043 223	2 476 818 440
<b>CHINA</b>				
764 Telecommunication Equipments And Parts	6 045 660	50 659 079	271 737 078	2 349 795 323
752 Automatic Data Processing Machines And Their Units	2 225 076	17 781 870	128 030 016	1 048 631 935
676 Iron/steel Bars, Rods, Angels, Shaped And Sections	18 085 194	839 524 112	14 905 188	511 232 195
778 Electrical Machinery And Apparatus	9 824 376	70 543 501	58 211 393	436 795 949
741 Heating And Cooling Equipments And Parts	22 879 789	105 829 962	82 399 814	408 701 251
LAINNYA	1 152 149 607	8 969 435 232	1 881 359 638	15 015 167 272
SUB TOTAL	1 211 209 702	10 053 773 756	2 436 643 127	19 770 323 925
<b>MONGOLIA</b>				
793 Ships, Boats, And Floating Structures	0	61 883 000	0	19 075 467
278 Other Crude Minerals	0	180 000	0	73 800
874 Measuring, Checking, Analysing, And Controlling Instrument And Ap	0	4	0	5 431
728 Other Machines And Equipment Specialized For Particular Industry	0	2 440	0	4 600
772 Electrical Apparatus For Making And Breaking Electrical Circuits	0	40	0	3 024
LAINNYA	0	49	0	3 148
SUB TOTAL	0	62 065 533	0	19 165 470

**I.6 IM POR KOM ODITI MENURUT NEGARA ASAL / IMPORT BY COUNTRY OF ORIGIN  
DAN LIMA GOLONGAN BARANG (SITC) UTAMA / AND FIVE MAJOR SITC COMMODITY GROUP  
\*\*\* AGUSTUS/ AUGUST 2014 \*\*\***

Negara Asal/ SITC/ Uraian Golongan Barang <i>Country of Origin/ SITC/ group Description</i>	Berat Bersih / <i>Net Weight (Kg)</i>		Nilai CIF / <i>CIF Value (US\$)</i>	
	Bulan ini <i>Current month</i>	Kumulatif <i>Cum. Jan to date</i>	Bulan ini <i>Current month</i>	Kumulatif <i>Cum. Jan to date</i>
<b>MACAU</b>				
682 Copper	55 666	478 088	209 315	1 780 745
652 Cotton Fabrics, Woven	14 075	166 252	109 683	1 310 710
655 Knitted Or Crocheted Fabrics	22 410	95 833	173 530	745 600
541 Medicinal And Pharmaceutical Products	0	1 058	0	332 292
651 Textile Yarns	2	44 424	5	303 078
LAINNYA	7 132	57 064	73 667	951 710
SUB TOTAL	99 285	842 719	566 200	5 424 135
<b>PAPUA NEW GUINEA</b>				
072 Cocoa	105 000	5 321 610	324 006	15 678 916
282 Waste And Scrap Metal Of Iron/steel	1 658 113	7 232 116	672 069	2 797 915
223 Oil Seeds Use For Extraction Of Other Fixed Vegetable Oils	0	1 320	0	187 933
728 Other Machines And Equipment Specialized For Particular Industry	1 350	1 363	82 772	83 145
713 Internal Combustion Piston Engines And Parts	0	15 611	0	79 345
LAINNYA	930	10 032	1 292	62 125
SUB TOTAL	1 765 393	12 582 052	1 080 139	18 889 379
<b>THAILAND</b>				
784 Parts And Accessories Of The Motor Vehicles	9 407 018	67 411 942	86 832 280	634 859 860
061 Sugar, Molasses, And Honey	146 754 300	1 357 641 868	63 597 414	607 865 684
781 Passenger Motor Cars	5 840 834	49 876 084	59 360 139	514 340 655
713 Internal Combustion Piston Engines And Parts	2 419 930	21 611 645	33 871 203	285 076 987
575 Other Plastics In Primary Forms	14 180 507	125 869 294	28 340 686	234 108 283
LAINNYA	481 101 622	3 654 561 046	635 428 995	4 336 520 577
SUB TOTAL	659 704 211	5 276 971 879	907 430 717	6 612 772 046
<b>SINGAPORE</b>				
334 Petroleum Products, Refined	1 061 598 794	9 389 063 200	1 039 051 238	9 529 630 643
511 Hydrocarbon And Their Halogenated, Nitrated Derivatives	53 788 795	486 449 293	73 860 414	651 583 799
776 Thermionic, Cold Cathode, And Photo Cathode Valves/tubes	665 707	5 148 684	61 241 747	423 511 863
575 Other Plastics In Primary Forms	28 507 390	203 361 166	51 373 757	365 052 638
772 Electrical Apparatus For Making And Breaking Electrical Circuits	975 661	8 600 614	45 259 159	358 859 618
LAINNYA	290 123 866	2 442 481 104	660 133 136	5 475 791 582
SUB TOTAL	1 435 660 213	12 535 104 061	1 930 919 451	16 804 430 143
<b>PHILIPPINES</b>				
784 Parts And Accessories Of The Motor Vehicles	913 355	5 644 341	11 273 785	69 140 245
752 Automatic Data Processing Machines And Their Units	45 397	328 371	2 392 681	25 473 090
726 Printing/book Binding Machinery And Parts	110 255	795 575	977 331	25 139 829
773 Equipment For Distributing Electricity	466 678	2 733 535	3 813 968	22 244 139
764 Telecommunication Equipments And Parts	9 127	74 135	1 856 983	18 146 563
LAINNYA	63 374 065	311 114 712	52 381 956	303 311 646
SUB TOTAL	64 918 877	320 690 669	72 696 704	463 455 512
<b>MALAYSIA</b>				
334 Petroleum Products, Refined	333 431 575	2 906 576 065	329 300 468	2 927 506 123
333 Petroleum Oil, Crude	126 887 045	261 604 234	99 735 615	210 264 444
511 Hydrocarbon And Their Halogenated, Nitrated Derivatives	19 830 969	123 771 889	28 251 517	175 635 825
741 Heating And Cooling Equipments And Parts	1 077 074	14 298 735	8 476 541	152 313 808
571 Polymers Of Ethylene In Primary Forms	8 403 256	85 476 816	13 511 867	138 217 056
LAINNYA	327 113 317	2 779 417 708	365 771 559	3 404 862 205
SUB TOTAL	816 743 236	6 171 145 447	845 047 567	7 008 799 461
<b>MYANMAR</b>				
054 Vegetables, Fresh, Chilled, Frozen Or Simply Preserved	786 395	58 680 239	766 166	57 933 374
682 Copper	400 000	3 502 011	2 841 120	24 851 817
042 Rice	1 000 000	9 136 000	308 000	2 994 152
061 Sugar, Molasses, And Honey	443 700	1 386 450	366 072	1 125 940
744 Mechanical Handling Equipments And Parts	0	77 692	0	717 929
LAINNYA	60 814	1 521 297	249 227	3 095 121
SUB TOTAL	2 690 909	74 303 689	4 530 585	90 718 333

**I.6 IM POR KOM ODITI MENURUT NEGARA ASAL / IMPORT BY COUNTRY OF ORIGIN  
DAN LIM A GOLONGAN BARANG (SITC) UTAMA / AND FIVE MAJOR SITC COMMODITY GROUP  
\*\*\* AGUSTUS/ AUGUST 2014 \*\*\***

Negara Asal/ SITC/ Uraian Golongan Barang <i>Country of Origin/ SITC/ group Description</i>	Berat Bersih / <i>Net Weight (Kg)</i>		Nilai CIF / <i>CIF Value (US\$)</i>	
	Bulan ini <i>Current month</i>	Kumulatif <i>Cum. Jan to date</i>	Bulan ini <i>Current month</i>	Kumulatif <i>Cum. Jan to date</i>
<b>CAM BODIA</b>				
841 Men's Coats/jackets, Not Knitted	6 508	94 000	195 983	3 035 561
845 Articles Of Apparel	3 774	61 367	130 201	1 907 954
842 Women's Coats/jacket, Not Knitted	2 199	65 527	79 129	1 455 025
844 Women's Coats/jackets, Knitted	2 043	34 586	65 420	1 097 929
793 Ships, Boats, And Floating Structures	0	877 000	0	937 062
LAINNYA	39 401	642 389	216 349	4 603 508
SUB TOTAL	53 925	1 774 869	687 082	13 037 039
<b>BRUNEI DARUSSALAM</b>				
333 Petroleum Oil, Crude	0	695 655 000	0	568 131 625
512 Alcohols,phenols,phenol-alcohols And Their Halogenated	3 000 000	24 551 274	1 186 890	9 698 880
282 Waste And Scrap Metal Of Iron/ steel	0	8 134 700	0	3 024 064
723 Civil Engineering And Contractor Plants And Equipments/ parts	176 938	178 090	1 969 118	2 038 403
718 Other Power Generating Machines And Parts	157 236	157 237	1 748 269	1 748 379
LAINNYA	395 274	1 361 497	4 043 685	4 800 213
SUB TOTAL	3 729 448	730 037 798	8 947 962	589 441 564
<b>LAO PEOPLE'S DEM. REP.</b>				
122 Tobacco, Manufactured	1 306 800	6 103 350	7 703 067	36 235 442
121 Tobacco, Unmanufactured And Refused	0	1 683 000	0	8 311 250
071 Coffee And Coffee Substitutes	0	133 200	0	563 867
232 Synthetic Rubber Latex, Synthetic/ reclaimed Rubber	0	12 000	0	53 800
695 Tools For Used In The Hand Or In Machines	0	96	0	6 783
LAINNYA	1	79	115	5 297
SUB TOTAL	1 306 801	7 931 725	7 703 182	45 176 439
<b>NEPAL</b>				
659 Floor Coverings	0	100	0	11 562
642 Paper And Paperboard Cut To Size/shape And Article Of Papers	176	2 498	1 545	10 435
656 Tulle,lace,embroidery,ribbons,trimmings And Other Small Wares	0	6	0	80
LAINNYA	0	0	0	0
SUB TOTAL	176	2 604	1 545	22 077
<b>BHUTAN</b>				
749 Non-electric Parts And Accessories Of Machineries	0	1	0	5
LAINNYA	0	0	0	0
SUB TOTAL	0	1	0	5
<b>VIET NAM</b>				
764 Telecommunication Equipments And Parts	442 255	2 828 469	64 923 515	700 680 847
752 Automatic Data Processing Machines And Their Units	221 525	1 514 463	25 649 781	197 396 876
674 Flat Rolled Products, Clad Or Plated	7 406 537	226 924 525	6 981 707	193 371 911
333 Petroleum Oil, Crude	78 264 359	157 814 401	62 997 137	131 845 628
661 Lime,cement And Fabricated Construction Materials	129 614 130	1 634 420 543	9 943 684	106 072 180
LAINNYA	105 484 471	501 165 356	137 628 085	913 428 513
SUB TOTAL	321 433 277	2 524 667 757	308 123 909	2 242 795 955
<b>MALDIVES</b>				
746 Ball Or Roller Bearings	113	113	185	185
LAINNYA	0	0	0	0
SUB TOTAL	113	113	185	185
<b>INDIA</b>				
334 Petroleum Products, Refined	781 400	292 427 581	979 192	321 890 305
044 Maize, Unmilled	52 251 800	1 090 350 627	13 354 419	276 040 904
511 Hydrocarbon And Their Halogenated, Nitrated Derivatives	31 973 522	166 589 156	44 489 961	225 798 921
222 Oil Seeds Use For Extraction Ofsoft Fixed Vegetable Oils	19 996 737	171 260 012	22 327 911	188 859 112
041 Wheat And Meslin, Unmilled	22 279 385	353 069 846	6 793 934	108 605 606
LAINNYA	149 718 695	1 465 045 780	239 103 600	1 741 681 176
SUB TOTAL	277 001 539	3 538 743 002	327 049 017	2 862 876 024



**I.6 IM POR KOM ODITI MENURUT NEGARA ASAL / IMPORT BY COUNTRY OF ORIGIN**  
**DAN LIMA GOLONGAN BARANG (SITC) UTAMA / AND FIVE MAJOR SITC COMMODITY GROUP**  
**\*\*\* AGUSTUS/ AUGUST 2014 \*\*\***

Negara Asal/ SITC/ Uraian Golongan Barang <i>Country of Origin/ SITC/ group Description</i>	Berat Bersih / <i>Net Weight (Kg)</i>		Nilai CIF / <i>CIF Value (US\$)</i>	
	Bulan ini <i>Current month</i>	Kumulatif <i>Cum. Jan to date</i>	Bulan ini <i>Current month</i>	Kumulatif <i>Cum. Jan to date</i>
<b>PAKISTAN</b>				
263 Cotton	824 648	14 665 481	1 554 537	24 591 301
057 Fruit And Nut; Fresh Or Dried	0	16 542 499	0	16 418 101
042 Rice	15 450 000	26 400 000	6 017 620	10 157 170
611 Leathers	24 274	244 951	895 626	9 023 602
652 Cotton Fabrics, Woven	169 541	1 303 511	820 029	7 707 130
LAINNYA	2 464 924	19 453 967	2 223 980	23 158 623
SUB TOTAL	18 933 387	78 610 409	11 511 792	91 055 927
<b>BANGLADESH</b>				
651 Textile Yarns	304 700	11 321 901	315 510	9 877 761
673 Flat Rolled Products, Not Clad	1 026 305	10 358 980	728 677	7 415 936
845 Articles Of Apparel	31 136	265 702	776 406	7 138 882
121 Tobacco, Unmanufactured And Refused	7 235	1 265 248	58 480	5 318 759
841 Men's Coats/jackets, Not Knitted	15 106	163 227	379 578	4 576 597
LAINNYA	1 157 343	8 493 996	2 103 368	15 405 918
SUB TOTAL	2 541 825	31 869 054	4 362 019	49 733 853
<b>SRI LANKA</b>				
046 Meal And Flour Of Wheat And Flour Of Meslin	3 483 000	29 522 000	1 470 600	12 674 220
121 Tobacco, Unmanufactured And Refused	23 897	191 724	562 702	5 769 858
845 Articles Of Apparel	18 483	98 313	529 118	3 779 403
074 Tea And Mate	21 634	237 317	83 921	1 624 474
842 Women's Coats/jacket, Not Knitted	2 314	27 107	132 101	1 285 297
LAINNYA	158 735	1 798 038	933 554	7 289 346
SUB TOTAL	3 708 063	31 874 499	3 711 996	32 422 598
<b>AFGHANISTAN</b>				
057 Fruit And Nut; Fresh Or Dried	36 000	72 000	70 552	141 104
899 Other Miscellaneous Manufactured Articles	0	112	0	548
LAINNYA	0	0	0	0
SUB TOTAL	36 000	72 112	70 552	141 652
<b>INDONESIA</b>				
851 Footwears	63 147	965 621	800 748	11 220 907
762 Radio Broadcast Receivers	4 391	143 888	227 174	7 452 909
772 Electrical Apparatus For Making And Breaking Electrical Circuits	18 743	497 557	595 717	6 582 940
726 Printing/book Binding Machinery And Parts	24 615	266 581	391 451	5 225 677
763 Sound Recorders Or Reproducers	4 890	18 670	1 688 573	5 148 227
LAINNYA	2 383 077	16 389 929	8 063 872	80 143 349
SUB TOTAL	2 498 863	18 282 246	11 767 535	115 774 009
<b>IRAQ</b>				
611 Leathers	0	20 085	0	188 730
057 Fruit And Nut; Fresh Or Dried	0	114 750	0	98 685
695 Tools For Used In The Hand Or In Machines	0	90	0	29 280
694 Nails, Screws, Nuts, Bolts, Rivets Of Iron/ steel Or Copper	0	22	0	5 665
728 Other Machines And Equipment Specialized For Particular Industry	16	69	3 684	5 644
LAINNYA	3	33	868	6 771
SUB TOTAL	19	135 049	4 552	334 775
<b>IRAN (ISLAM IC REPUBLIC OF)</b>				
335 Residual Petroleum Products, And Related Materials	2 370 384	17 122 761	1 412 880	10 181 329
278 Other Crude Minerals	0	5 554 503	0	2 999 432
057 Fruit And Nut; Fresh Or Dried	64 000	3 463 521	53 760	2 996 468
512 Alcohols,phenols,phenol-alcohols And Their Halogenated	0	4 667 477	0	2 669 797
074 Tea And Mate	367 003	2 622 383	233 346	1 954 589
LAINNYA	447 567	1 059 267	266 667	2 064 480
SUB TOTAL	3 248 954	34 489 912	1 966 653	22 866 095
<b>SAUDI ARABIA</b>				
333 Petroleum Oil, Crude	489 708 880	3 435 947 970	428 494 237	2 996 539 190

**I.6 IM POR KOM ODITI MENURUT NEGARA ASAL / IMPORT BY COUNTRY OF ORIGIN  
DAN LIMA GOLONGAN BARANG (SITC) UTAMA / AND FIVE MAJOR SITC COMMODITY GROUP  
\*\*\* AGUSTUS/ AUGUST 2014 \*\*\***

Negara Asal/ SITC/ Uraian Golongan Barang <i>Country of Origin/ SITC/ group Description</i>	Berat Bersih / <i>Net Weight (Kg)</i>		Nilai CIF / <i>CIF Value (US\$)</i>	
	Bulan ini <i>Current month</i>	Kumulatif <i>Cum. Jan to date</i>	Bulan ini <i>Current month</i>	Kumulatif <i>Cum. Jan to date</i>
342 Liquefied Propane And Butane	134 255 410	462 694 818	112 473 911	410 963 568
334 Petroleum Products, Refined	88 176 920	247 199 780	91 857 443	252 256 830
511 Hydrocarbon And Their Halogenated, Nitrated Derivatives	24 239 425	158 209 896	34 376 942	219 808 306
575 Other Plastics In Primary Forms	12 620 056	89 691 501	15 981 807	124 458 684
LAINNYA	25 130 893	287 006 903	27 778 064	248 310 405
<b>SUB TOTAL</b>	<b>774 131 584</b>	<b>4 680 750 868</b>	<b>710 962 404</b>	<b>4 252 336 983</b>
<b>ISRAEL</b>				
695 Tools For Used In The Hand Or In Machines	1 427	12 424	466 735	3 928 694
515 Organo-inorganic And Heterocyclic Compounds	284	2 253	231 413	1 464 670
533 Pigments, Paints, Varnishes, And Related Materials	3 803	31 396	128 086	807 854
514 Nitrogen-function Compounds	0	1 030	0	734 950
591 Disinfectants, Insecticides, And Fungicides Put In Forms	18 243	18 324	364 904	367 770
LAINNYA	118 896	433 160	423 303	2 025 492
<b>SUB TOTAL</b>	<b>142 653</b>	<b>498 587</b>	<b>1 614 441</b>	<b>9 329 430</b>
<b>KUWAIT</b>				
334 Petroleum Products, Refined	93 843 000	905 747 363	84 349 680	827 056 024
511 Hydrocarbon And Their Halogenated, Nitrated Derivatives	14 575 000	84 678 474	20 614 575	112 995 747
512 Alcohols, phenols, phenol-alcohols And Their Halogenated	5 606 255	38 946 224	5 700 857	41 183 517
571 Polymers Of Ethylene In Primary Forms	4 207 500	22 058 097	5 066 670	25 579 850
335 Residual Petroleum Products, And Related Materials	0	32 199 000	0	14 952 232
LAINNYA	465 527	4 578 017	267 485	5 283 357
<b>SUB TOTAL</b>	<b>118 697 282</b>	<b>1 088 207 175</b>	<b>115 999 267</b>	<b>1 027 050 727</b>
<b>JORDAN</b>				
272 Fertilizers, Crude	97 760 000	455 480 000	14 175 200	62 639 527
562 Fertilizers, Manufactured	1 626 600	79 518 860	614 429	24 653 691
522 Inorganic Chemical Elements, Oxides And Halogen Salts	0	5 650 570	0	4 764 749
591 Disinfectants, Insecticides, And Fungicides Put In Forms	7 358	35 827	137 158	444 877
288 Non-ferrous Base Metal Waste And Scraps	0	75 230	0	288 485
LAINNYA	149 575	746 101	304 791	781 240
<b>SUB TOTAL</b>	<b>99 543 533</b>	<b>541 506 588</b>	<b>15 231 578</b>	<b>93 572 569</b>
<b>LEBANON</b>				
251 Pulp And Waste Paper	2 504 180	5 915 642	543 407	1 236 819
892 Printed Matter	67 301	290 804	174 890	916 930
288 Non-ferrous Base Metal Waste And Scraps	0	117 700	0	384 954
073 Chocolate And Other Food Preparations Containing Cocoa	0	1 683	0	38 715
893 Article Of Plastics	2 517	4 715	2 455	5 709
LAINNYA	0	17	0	5
<b>SUB TOTAL</b>	<b>2 573 998</b>	<b>6 330 561</b>	<b>720 752</b>	<b>2 583 132</b>
<b>PALESTINA</b>				
057 Fruit And Nut; Fresh Or Dried	0	8 800	0	82 500
772 Electrical Apparatus For Making And Breaking Electrical Circuits	0	291	0	14 188
776 Thermionic, Cold Cathode, And Photo Cathode Valves/ tubes	0	147	0	7 269
771 Electric Power Machinery And Parts	0	26	0	1 323
872 Medical Instruments And Appliances	0	1	0	107
LAINNYA	0	55	0	1
<b>SUB TOTAL</b>	<b>0</b>	<b>9 320</b>	<b>0</b>	<b>105 388</b>
<b>YEMEN</b>				
034 Fish, Fresh, Chilled Or Frozen	54 000	1 625 532	40 500	1 125 118
251 Pulp And Waste Paper	395 430	2 271 830	84 227	468 508
685 Lead	0	45 750	0	93 101
893 Article Of Plastics	0	268	0	3 413
821 Furnitures And Parts	0	375	0	2 350
LAINNYA	0	68	0	370
<b>SUB TOTAL</b>	<b>449 430</b>	<b>3 943 823</b>	<b>124 727</b>	<b>1 692 860</b>

**I.6 IM POR KOM ODITI MENURUT NEGARA ASAL / IMPORT BY COUNTRY OF ORIGIN**  
**DAN LIM A GOLONGAN BARANG (SITC) UTAMA / AND FIVE MAJOR SITC COMMODITY GROUP**  
**\*\*\* AGUSTUS/ AUGUST 2014 \*\*\***

Negara Asal/ SITC/ Uraian Golongan Barang <i>Country of Origin/ SITC/ group Description</i>	Berat Bersih / <i>Net Weight (Kg)</i>		Nilai CIF / <i>CIF Value (US\$)</i>	
	Bulan ini <i>Current month</i>	Kumulatif <i>Cum. Jan to date</i>	Bulan ini <i>Current month</i>	Kumulatif <i>Cum. Jan to date</i>
<b>OMAN</b>				
511 Hydrocarbon And Their Halogenated, Nitrated Derivatives	9 732 077	79 255 025	14 111 512	100 631 709
512 Alcohols,phenols,phenol-alcohols And Their Halogenated	4 957 340	198 040 681	1 961 836	25 995 344
684 Alumunium	297 334	811 117	665 431	1 678 222
034 Fish, Fresh, Chilled Or Frozen	0	1 612 900	0	1 051 660
273 Stone, Sand And Gravel	33 000 000	33 000 000	1 036 200	1 036 200
LAINNYA	50 309	657 586	95 538	402 494
SUB TOTAL	48 037 060	313 377 309	17 870 517	130 795 629
<b>SYRIA ARAB REPUBLIC</b>				
611 Leathers	25 860	91 389	236 204	767 090
075 Spices	0	90 100	0	39 342
LAINNYA	0	0	0	0
SUB TOTAL	25 860	181 489	236 204	806 432
<b>TURKEY</b>				
333 Petroleum Oil, Crude	0	780 518 513	0	655 374 092
121 Tobacco, Unmanufactured And Refused	923 655	4 275 214	8 157 162	33 517 838
046 Meal And Flour Of Wheat And Flour Of Meslin	6 289 000	51 252 300	2 120 177	17 013 757
511 Hydrocarbon And Their Halogenated, Nitrated Derivatives	0	10 488 968	0	12 995 043
523 Metallicsalts And Peroxysalts	4 632 000	20 581 000	2 481 600	11 449 155
LAINNYA	9 523 028	59 242 844	15 259 918	95 458 656
SUB TOTAL	21 367 683	926 358 839	28 018 857	825 808 541
<b>UNITED ARAB EMIRATES</b>				
342 Liquefied Propane And Butane	92 126 000	809 721 121	78 799 898	746 825 778
334 Petroleum Products, Refined	253 183	168 630 918	424 429	163 272 234
684 Alumunium	5 425 961	33 015 102	12 710 322	72 535 442
511 Hydrocarbon And Their Halogenated, Nitrated Derivatives	16 452 866	45 833 528	24 133 912	66 859 231
575 Other Plastics In Primary Forms	1 458 753	10 873 565	1 669 621	14 026 270
LAINNYA	18 635 429	123 368 910	11 391 190	112 072 566
SUB TOTAL	134 352 192	1 191 443 144	129 129 372	1 175 591 521
<b>QATAR</b>				
342 Liquefied Propane And Butane	44 251 287	734 172 669	36 464 943	691 360 113
334 Petroleum Products, Refined	65 906 905	337 274 609	65 243 170	345 466 777
684 Alumunium	3 099 245	28 948 308	7 487 936	65 075 297
571 Polymers Of Ethylene In Primary Forms	2 047 500	14 289 504	3 064 418	20 265 240
511 Hydrocarbon And Their Halogenated, Nitrated Derivatives	0	9 947 477	0	12 283 179
LAINNYA	336 674	107 922 536	128 119	23 965 563
SUB TOTAL	115 641 611	1 232 555 103	112 388 586	1 158 416 169
<b>BAHRAIN</b>				
334 Petroleum Products, Refined	35 865 820	99 168 280	35 359 334	96 110 299
684 Alumunium	550 916	6 552 790	1 231 794	14 170 448
661 Lime,cement And Fabricated Construction Materials	105 500	473 902	63 927	301 386
335 Residual Petroleum Products, And Related Materials	0	170 500	0	97 611
652 Cotton Fabrics, Woven	0	11 292	0	90 554
LAINNYA	26	16 488	20	83 158
SUB TOTAL	36 522 262	106 393 252	36 655 075	110 853 456
<b>CYPRUS</b>				
251 Pulp And Waste Paper	1 038 950	5 218 200	207 715	1 040 455
287 Ores And Concentrates Of Basemetals	84 000	336 000	83 202	391 946
745 Other Non-electical Machinery, Tools, And Mechanical Apparatus	0	3 312	0	95 727
098 Edible Products And Preparations	0	24 960	0	66 768
273 Stone, Sand And Gravel	146 189	306 123	26 933	62 385
LAINNYA	81	40 228	7 937	157 003
SUB TOTAL	1 269 220	5 928 823	325 787	1 814 284
<b>OTHER WEST ASIA</b>				
061 Sugar, Molasses, And Honey	0	40 000	0	64 800

**I.6 IM POR KOM ODITI MENURUT NEGARA ASAL / IMPORT BY COUNTRY OF ORIGIN  
DAN LIMA GOLONGAN BARANG (SITC) UTAMA / AND FIVE MAJOR SITC COMMODITY GROUP  
\*\*\* AGUSTUS/ AUGUST 2014 \*\*\***

Negara Asal/ SITC/ Uraian Golongan Barang <i>Country of Origin/ SITC/ group Description</i>	Berat Bersih / <i>Net Weight (Kg)</i>		Nilai CIF / <i>CIF Value (US\$)</i>	
	Bulan ini <i>Current month</i>	Kumulatif <i>Cum. Jan to date</i>	Bulan ini <i>Current month</i>	Kumulatif <i>Cum. Jan to date</i>
881 Photographic Apparatus And Equipments	0	45	0	16 043
771 Electric Power Machinery And Parts	0	8	0	10 034
764 Telecommunication Equipments And Parts	22	22	3 402	3 402
743 Pumps, Compressors, Fans, Blowers, Centrifuges, And Parts	0	5	0	2 709
LAINNYA	0	7	0	2 319
<b>SUB TOTAL</b>	<b>22</b>	<b>40 087</b>	<b>3 402</b>	<b>99 307</b>
<b>EGYPT</b>				
562 Fertilizers, Manufactured	79 372 485	463 589 774	6 631 646	38 212 642
272 Fertilizers, Crude	0	207 250 000	0	24 754 603
061 Sugar, Molasses, And Honey	23 025 000	53 546 102	6 981 725	14 359 682
057 Fruit And Nut; Fresh Or Dried	137 040	14 988 262	301 830	13 927 724
054 Vegetables, Fresh, Chilled, Frozen Or Simply Preserved	1 650 000	7 992 500	973 500	4 469 975
LAINNYA	820 498	6 294 878	1 107 682	6 529 325
<b>SUB TOTAL</b>	<b>105 005 023</b>	<b>753 661 516</b>	<b>15 996 383</b>	<b>102 253 951</b>
<b>LIBYAN ARAB JAM AHIRIYA</b>				
728 Other Machines And Equipment Specialized For Particular Industry	0	18	0	7 580
748 Transmission Shafts And Cranks	0	86	0	3 291
699 Manufactures Of Base Metals	0	2	0	1 611
629 Articles Of Rubbers	0	1	0	311
679 Tubes, Pipes, Hollow Profile, Pipe Fitting Of Iron/steel	0	2	0	240
LAINNYA	0	1	0	17
<b>SUB TOTAL</b>	<b>0</b>	<b>110</b>	<b>0</b>	<b>13 050</b>
<b>MOROCCO</b>				
522 Inorganic Chemical Elements, Oxides And Halogen Salts	10 042 713	76 934 149	7 632 462	54 139 504
272 Fertilizers, Crude	0	165 745 800	0	24 366 573
842 Women's Coats/jacket, Not Knitted	16 663	137 476	978 814	8 748 124
841 Men's Coats/jackets, Not Knitted	3 236	25 340	189 610	1 530 617
845 Articles Of Apparel	3 553	26 650	183 619	1 486 244
LAINNYA	31 630	1 756 981	286 416	3 642 025
<b>SUB TOTAL</b>	<b>10 097 795</b>	<b>244 626 396</b>	<b>9 270 921</b>	<b>93 913 087</b>
<b>TUNISIA</b>				
057 Fruit And Nut; Fresh Or Dried	19 936	3 361 745	62 200	10 920 144
523 Metallicsalts And Peroxysalts	557 000	6 016 000	312 490	3 386 402
772 Electrical Apparatus For Making And Breaking Electrical Circuits	209	35 101	15 743	929 795
842 Women's Coats/jacket, Not Knitted	797	5 760	43 274	388 385
741 Heating And Cooling Equipments And Parts	0	17 689	0	311 324
LAINNYA	2 672	1 267 106	120 973	1 292 254
<b>SUB TOTAL</b>	<b>580 614</b>	<b>10 703 401</b>	<b>554 680</b>	<b>17 228 304</b>
<b>ALGERIA</b>				
333 Petroleum Oil, Crude	0	333 220 260	0	298 422 103
251 Pulp And Waste Paper	0	4 272 200	0	881 691
057 Fruit And Nut; Fresh Or Dried	17 000	25 400	53 040	59 844
748 Transmission Shafts And Cranks	0	3	0	178
694 Nails, Screws, Nuts, Bolts, Rivets Of Iron/steel Or Copper	0	1	0	8
LAINNYA	0	0	0	0
<b>SUB TOTAL</b>	<b>17 000</b>	<b>337 517 864</b>	<b>53 040</b>	<b>299 363 824</b>
<b>SUDAN</b>				
222 Oil Seeds Use For Extraction Ofsoft Fixed Vegetable Oils	0	370 000	0	274 750
263 Cotton	0	56 561	0	104 955
273 Stone, Sand And Gravel	754	13 103	3 565	57 994
516 Other Organic Chemicals	0	18 800	0	31 772
001 Live Animals Other Than Fish	0	651	0	3 015
LAINNYA	0	112	0	800
<b>SUB TOTAL</b>	<b>754</b>	<b>459 227</b>	<b>3 565</b>	<b>473 286</b>

**I.6 IM POR KOM ODITI MENURUT NEGARA ASAL / IMPORT BY COUNTRY OF ORIGIN**  
**DAN LIM A GOLONGAN BARANG (SITC) UTAMA / AND FIVE MAJOR SITC COMMODITY GROUP**  
**\*\*\* AGUSTUS/ AUGUST 2014 \*\*\***

Negara Asal/ SITC/ Uraian Golongan Barang <i>Country of Origin/ SITC/ group Description</i>	Berat Bersih / <i>Net Weight (Kg)</i>		Nilai CIF / <i>CIF Value (US\$)</i>	
	Bulan ini <i>Current month</i>	Kumulatif <i>Cum. Jan to date</i>	Bulan ini <i>Current month</i>	Kumulatif <i>Cum. Jan to date</i>
<b>ERITREA</b>				
675 Flat Rolled Products And Alloy Steels	0	112	0	8 485
778 Electrical Machinery And Apparatus	0	672	0	7 140
749 Non-electric Parts And Accessories Of Machineries	0	3	0	52
LAINNYA	0	0	0	0
SUB TOTAL	0	787	0	15 677
<b>LESOTHO</b>				
841 Men's Coats/jackets, Not Knitted	0	46 536	0	649 415
LAINNYA	0	0	0	0
SUB TOTAL	0	46 536	0	649 415
<b>NAMIBIA</b>				
036 Crustaceans, Molluscs, And Aquatic Invertebrates	0	34 983	0	266 297
273 Stone, Sand And Gravel	0	377 250	0	109 403
723 Civil Engineering And Contractor Plants And Equipments/ parts	2 093	2 093	91 890	91 890
057 Fruit And Nut; Fresh Or Dried	0	32 400	0	69 358
641 Papers And Paperboards	0	19	0	1 720
LAINNYA	5	9	218	927
SUB TOTAL	2 098	446 754	92 108	539 595
<b>WESTERN SAHARA</b>				
723 Civil Engineering And Contractor Plants And Equipments/ parts	0	8	0	2 184
LAINNYA	0	0	0	0
SUB TOTAL	0	8	0	2 184
<b>ETHIOPIA</b>				
054 Vegetables, Fresh, Chilled, Frozen Or Simply Preserved	3 960 000	16 469 000	3 262 217	13 200 534
222 Oil Seeds Use For Extraction Ofsoft Fixed Vegetable Oils	836 000	4 525 396	436 480	2 405 698
611 Leathers	5 258	22 314	275 304	1 218 365
075 Spices	49 000	724 020	42 046	587 025
071 Coffee And Coffee Substitutes	0	8 513	0	27 157
LAINNYA	0	326	0	1 359
SUB TOTAL	4 850 258	21 749 569	4 016 047	17 440 138
<b>TANZANIA, UNITED REP. OF</b>				
263 Cotton	0	2 817 785	0	5 594 078
121 Tobacco, Unmanufactured And Refused	135 142	484 471	1 056 504	3 267 191
682 Copper	0	449 403	0	3 072 095
222 Oil Seeds Use For Extraction Ofsoft Fixed Vegetable Oils	958 030	1 831 202	492 518	1 014 762
074 Tea And Mate	0	80 840	0	166 523
LAINNYA	0	164 058	0	259 216
SUB TOTAL	1 093 172	5 827 759	1 549 022	13 373 865
<b>M ADAGASCAR</b>				
551 Essential Oils, Perfumes, And Flavour Materials	0	160 009	0	2 306 435
263 Cotton	0	432 999	0	853 415
075 Spices	0	11 500	0	663 800
562 Fertilizers, Manufactured	1 566 300	2 645 760	198 920	352 203
841 Men's Coats/jackets, Not Knitted	505	7 848	26 684	257 587
LAINNYA	24 034	548 834	21 165	419 491
SUB TOTAL	1 590 839	3 806 950	246 769	4 852 931
<b>SOM ALIA</b>				
759 Parts And Accessories For Machine Of Heading 751 Or 752	0	333	0	75 922
846 Clothing Accessories Of Textiles Fabrics	0	38	0	750
773 Equipment For Distributing Electricity	0	275	0	5
723 Civil Engineering And Contractor Plants And Equipments/ parts	0	56	0	2
695 Tools For Used In The Hand Or In Machines	0	14	0	1
LAINNYA	0	0	0	0
SUB TOTAL	0	716	0	76 680

**I.6 IM POR KOM ODITI MENURUT NEGARA ASAL / IMPORT BY COUNTRY OF ORIGIN  
DAN LIM A GOLONGAN BARANG (SITC) UTAMA / AND FIVE MAJOR SITC COMMODITY GROUP  
\*\*\* AGUSTUS/ AUGUST 2014 \*\*\***

Negara Asal/ SITC/ Uraian Golongan Barang <i>Country of Origin/ SITC/ group Description</i>	Berat Bersih / <i>Net Weight (Kg)</i>		Nilai CIF / <i>CIF Value (US\$)</i>	
	Bulan ini <i>Current month</i>	Kumulatif <i>Cum. Jan to date</i>	Bulan ini <i>Current month</i>	Kumulatif <i>Cum. Jan to date</i>
<b>KENYA</b>				
074 Tea And Mate	133 391	1 387 534	305 054	3 327 003
611 Leathers	17 887	128 629	179 873	1 144 359
523 Metallicsalts And Peroxysalts	495 000	5 411 282	103 950	1 110 135
265 Vegetable Textile Fibres,raw Or Processed;waste Of These Fibres	56 000	252 000	84 000	364 140
054 Vegetables, Fresh, Chilled, Frozen Or Simply Preserved	0	42 350	0	29 645
LAINNYA	38	9 033	4 560	34 434
SUB TOTAL	702 316	7 230 828	677 437	6 009 716
<b>REUNION</b>				
251 Pulp And Waste Paper	958 980	7 346 852	178 089	1 360 861
657 Special Yarns,textile Fabrics	0	892	0	95 401
748 Transmission Shafts And Cranks	0	686	0	90 048
579 Waste And Scrap Of Plastics	0	281 460	0	59 107
533 Pigments, Paints, Varnishes, And Related Materials	2 177	2 177	36 773	36 773
LAINNYA	2 101	20 946	7 870	76 370
SUB TOTAL	963 258	7 653 013	222 732	1 718 560
<b>M OZAMBIQUE</b>				
263 Cotton	106 556	3 667 760	197 447	6 913 068
222 Oil Seeds Use For Extraction Ofsoft Fixed Vegetable Oils	2 345 431	6 239 531	2 384 190	6 502 232
282 Waste And Scrap Metal Of Iron/ steel	0	8 513 000	0	3 107 245
121 Tobacco, Unmanufactured And Refused	16 483	231 073	123 703	1 595 283
265 Vegetable Textile Fibres,raw Or Processed;waste Of These Fibres	0	112 140	0	148 296
LAINNYA	12 400	37 352	32 860	95 557
SUB TOTAL	2 480 870	18 800 856	2 738 200	18 361 681
<b>BOTSWANA</b>				
658 Made-up Articles, Wholly/chiefly Of Textile Materials	0	80	0	2 299
655 Knitted Or Crocheted Fabrics	0	115	0	116
656 Tulle,lace,embroidery,ribbons,trimmings And Other Small Wares	7	18	35	100
892 Printed Matter	9	13	43	69
651 Textile Yarns	0	1	0	1
LAINNYA	0	0	0	0
SUB TOTAL	16	227	78	2 585
<b>EQUATORIAL GUINEA</b>				
694 Nails, Screws, Nuts, Bolts, Rivets Of Iron/ steel Or Copper	0	1	0	6
LAINNYA	0	0	0	0
SUB TOTAL	0	1	0	6
<b>TOGO</b>				
263 Cotton	1 574 345	3 118 018	3 173 297	6 239 431
282 Waste And Scrap Metal Of Iron/ steel	450 300	2 423 940	166 611	894 565
893 Article Of Plastics	0	1	0	8
LAINNYA	0	0	0	0
SUB TOTAL	2 024 645	5 541 959	3 339 908	7 134 004
<b>GHANA</b>				
072 Cocoa	1 598 575	8 564 672	5 272 044	26 146 033
685 Lead	0	98 520	0	199 010
288 Non-ferrous Base Metal Waste And Scraps	47 680	88 010	73 904	137 625
634 Veneers,plywood,improved/reconstituted Wood Worked	0	16 320	0	123 536
641 Papers And Paperboards	1 100	2 600	10 776	25 706
LAINNYA	8	81	2 490	6 449
SUB TOTAL	1 647 363	8 770 203	5 359 214	26 638 359
<b>LIBERIA</b>				
652 Cotton Fabrics, Woven	3 797	8 200	35 658	78 765
728 Other Machines And Equipment Specialized For Particular Industry	0	1 420	0	10 753
291 Crude Animal Materials	0	48	0	7 728
574 Poliacetals And Polycarbons In Primary Forms	0	760	0	6 928

**I.6 IM POR KOM ODITI MENURUT NEGARA ASAL / IMPORT BY COUNTRY OF ORIGIN  
DAN LIMA GOLONGAN BARANG (SITC) UTAMA / AND FIVE MAJOR SITC COMMODITY GROUP  
\*\*\* AGUSTUS/ AUGUST 2014 \*\*\***

Negara Asal/ SITC/ Uraian Golongan Barang <i>Country of Origin/ SITC/ group Description</i>	Berat Bersih / <i>Net Weight (Kg)</i>		Nilai CIF / <i>CIF Value (US\$)</i>	
	Bulan ini <i>Current month</i>	Kumulatif <i>Cum. Jan to date</i>	Bulan ini <i>Current month</i>	Kumulatif <i>Cum. Jan to date</i>
656 Tulle,lace,embroidery,ribbons,trimmings And Other Small Wares	0	5	0	129
LAINNYA	0	5	0	33
<b>SUB TOTAL</b>	<b>3 797</b>	<b>10 438</b>	<b>35 658</b>	<b>104 336</b>
<b>GUINEA</b>				
263 Cotton	0	273 669	0	543 003
743 Pumps, Compressors, Fans, Blowers, Centrifuges, And Parts	11 291	11 291	135 000	135 000
752 Automatic Data Processing Machines And Their Units	0	6	0	3 263
786 Trailers And Other Vehicles, Not Motorized	209	209	2 500	2 500
LAINNYA	0	0	0	0
<b>SUB TOTAL</b>	<b>11 500</b>	<b>285 175</b>	<b>137 500</b>	<b>683 766</b>
<b>ANGOLA</b>				
333 Petroleum Oil, Crude	0	254 622 360	0	205 874 808
684 Aluminium	0	215 630	0	412 834
874 Measuring, Checking, Analysing, And Controlling Instrument And Ap	3	7	32	7 544
773 Equipment For Distributing Electricity	0	23	0	6 893
718 Other Power Generating Machines And Parts	0	24	0	5 303
LAINNYA	2	44	1 017	6 003
<b>SUB TOTAL</b>	<b>5</b>	<b>254 838 088</b>	<b>1 049</b>	<b>206 313 385</b>
<b>CONGO</b>				
248 Wood, simply Worked And Railway Sleeper Of Wood	0	627 222	0	491 143
772 Electrical Apparatus For Making And Breaking Electrical Circuits	0	29	0	32 632
553 Perfumery, Cosmetics, And Toilet Preparations	0	80	0	27 416
629 Articles Of Rubbers	0	10	0	1 204
737 Metalworking Machinery And Parts	0	9	0	360
LAINNYA	1	3	239	318
<b>SUB TOTAL</b>	<b>1</b>	<b>627 353</b>	<b>239</b>	<b>553 073</b>
<b>CAMEROON</b>				
263 Cotton	1 560 233	4 358 755	3 150 555	8 275 577
072 Cocoa	754 637	2 919 238	2 283 285	7 267 924
248 Wood, simply Worked And Railway Sleeper Of Wood	101 320	1 924 929	95 901	1 492 789
685 Lead	47 000	94 000	93 530	187 060
659 Floor Coverings	0	9 391	0	65 106
LAINNYA	12 575	86 773	10 681	103 737
<b>SUB TOTAL</b>	<b>2 475 765</b>	<b>9 393 086</b>	<b>5 633 952</b>	<b>17 392 193</b>
<b>NIGERIA</b>				
333 Petroleum Oil, Crude	380 519 000	2 718 703 000	318 058 235	2 302 249 034
342 Liquefied Propane And Butane	0	91 075 000	0	87 128 138
263 Cotton	122 067	2 198 532	256 945	3 340 448
072 Cocoa	399 053	1 390 837	1 320 119	2 522 468
611 Leathers	0	130 900	0	1 264 091
LAINNYA	36 972	419 400	218 428	1 429 608
<b>SUB TOTAL</b>	<b>381 077 092</b>	<b>2 813 917 669</b>	<b>319 853 727</b>	<b>2 397 933 787</b>
<b>SIERRA LEONE</b>				
759 Parts And Accessories For Machine Of Heading 751 Or 752	0	2 037	0	155 066
772 Electrical Apparatus For Making And Breaking Electrical Circuits	29	351	2 219	65 701
598 Miscellaneous Chemical Products	125	1 098	9 671	49 409
742 Pumps For Liquid And Parts	0	94	0	5 008
761 Television Receivers	28	28	3 241	3 241
LAINNYA	12	228	913	6 940
<b>SUB TOTAL</b>	<b>194</b>	<b>3 836</b>	<b>16 044</b>	<b>285 365</b>
<b>GABON</b>				
873 Meters And Counters	0	2 010	0	72 976
248 Wood, simply Worked And Railway Sleeper Of Wood	0	122 513	0	72 911
718 Other Power Generating Machines And Parts	0	100	0	14 526
694 Nails, Screws, Nuts, Bolts, Rivets Of Iron/ steel Or Copper	56	56	7 581	7 581

**I.6 IM POR KOM ODITI MENURUT NEGARA ASAL / IMPORT BY COUNTRY OF ORIGIN  
DAN LIM A GOLONGAN BARANG (SITC) UTAMA / AND FIVE MAJOR SITC COMMODITY GROUP  
\*\*\* AGUSTUS/ AUGUST 2014 \*\*\***

Negara Asal/ SITC/ Uraian Golongan Barang <i>Country of Origin/ SITC/ group Description</i>	Berat Bersih / <i>Net Weight (Kg)</i>		Nilai CIF / <i>CIF Value (US\$)</i>	
	Bulan ini <i>Current month</i>	Kumulatif <i>Cum. Jan to date</i>	Bulan ini <i>Current month</i>	Kumulatif <i>Cum. Jan to date</i>
874 Measuring, Checking, Analysing, And Controlling Instrument And Ap LAINNYA	0 30	112 142	0 1 230	5 671 7 959
<b>SUB TOTAL</b>	<b>86</b>	<b>124 933</b>	<b>8 811</b>	<b>181 624</b>
<b>COTE D'IVOIRE</b>				
072 Cocoa	3 456 620	22 022 035	11 084 909	66 281 705
263 Cotton	4 312 532	17 748 647	8 701 332	35 974 296
248 Wood, simply Worked And Railway Sleeper Of Wood	0	153 989	0	179 634
057 Fruit And Nut; Fresh Or Dried	0	34 920	0	36 666
292 Crude Vegetable Materials LAINNYA	0 0	8 960 403	0 0	14 336 11 031
<b>SUB TOTAL</b>	<b>7 769 152</b>	<b>39 968 954</b>	<b>19 786 241</b>	<b>102 497 668</b>
<b>SENEGAL</b>				
263 Cotton	0	1 637 057	0	3 287 736
282 Waste And Scrap Metal Of Iron/ steel	0	1 071 620	0	409 946
723 Civil Engineering And Contractor Plants And Equipments/ parts	0	110	0	20 790
664 Glass	0	1 048	0	9 838
746 Ball Or Roller Bearings LAINNYA	0 6	10 350	0 181	8 244 8 552
<b>SUB TOTAL</b>	<b>6</b>	<b>2 710 195</b>	<b>181</b>	<b>3 745 106</b>
<b>MAURITANIA</b>				
845 Articles Of Apparel	0	177	0	5 441
554 Soap, cleansing And Polishing Preparations LAINNYA	0 0	1 0	0 0	2 0
<b>SUB TOTAL</b>	<b>0</b>	<b>178</b>	<b>0</b>	<b>5 443</b>
<b>MAU</b>				
263 Cotton	1 919 984	23 670 595	3 962 006	48 563 686
098 Edible Products And Preparations	0	14 520	0	183 482
772 Electrical Apparatus For Making And Breaking Electrical Circuits	0	308	0	15 367
776 Thermionic, Cold Cathode, And Photo Cathode Valves/ tubes	0	121	0	5 274
694 Nails, Screws, Nuts, Bolts, Rivets Of Iron/ steel Or Copper LAINNYA	0 0	101 757	0 0	3 492 11 636
<b>SUB TOTAL</b>	<b>1 919 984</b>	<b>23 686 402</b>	<b>3 962 006</b>	<b>48 782 937</b>
<b>BENIN</b>				
263 Cotton	1 005 160	7 317 415	2 046 243	15 046 251
288 Non-ferrous Base Metal Waste And Scraps LAINNYA	0 0	81 220 0	0 0	128 328 0
<b>SUB TOTAL</b>	<b>1 005 160</b>	<b>7 398 635</b>	<b>2 046 243</b>	<b>15 174 579</b>
<b>BURKINA FASO</b>				
263 Cotton LAINNYA	5 071 826 0	24 657 318 0	10 138 079 0	49 086 306 0
<b>SUB TOTAL</b>	<b>5 071 826</b>	<b>24 657 318</b>	<b>10 138 079</b>	<b>49 086 306</b>
<b>GUINEA BISSAU</b>				
695 Tools For Used In The Hand Or In Machines	0	450	0	36 202
772 Electrical Apparatus For Making And Breaking Electrical Circuits	0	73	0	18 980
718 Other Power Generating Machines And Parts LAINNYA	0 0	69 0	0 0	7 368 0
<b>SUB TOTAL</b>	<b>0</b>	<b>592</b>	<b>0</b>	<b>62 550</b>
<b>GAMBIA</b>				
874 Measuring, Checking, Analysing, And Controlling Instrument And Ap	0	381	0	11 762
743 Pumps, Compressors, Fans, Blowers, Centrifuges, And Parts LAINNYA	1 0	168 0	31 0	2 493 0
<b>SUB TOTAL</b>	<b>1</b>	<b>549</b>	<b>31</b>	<b>14 255</b>



**I.6 IM POR KOM ODITI MENURUT NEGARA ASAL / IMPORT BY COUNTRY OF ORIGIN  
DAN LIMA GOLONGAN BARANG (SITC) UTAMA / AND FIVE MAJOR SITC COMMODITY GROUP  
\*\*\* AGUSTUS/ AUGUST 2014 \*\*\***

Negara Asal/ SITC/ Uraian Golongan Barang <i>Country of Origin/ SITC/ group Description</i>	Berat Bersih / <i>Net Weight (Kg)</i>		Nilai CIF / <i>CIF Value (US\$)</i>	
	Bulan ini <i>Current month</i>	Kumulatif <i>Cum. Jan to date</i>	Bulan ini <i>Current month</i>	Kumulatif <i>Cum. Jan to date</i>
<b>U.S. VIRGIN ISLANDS</b>				
773 Equipment For Distributing Electricity	0	11	0	652
759 Parts And Accessories For Machine Of Heading 751 Or 752	0	6	0	601
LAINNYA	0	0	0	0
SUB TOTAL	0	17	0	1 253
<b>SEYCHELLES</b>				
694 Nails, Screws, Nuts, Bolts, Rivets Of Iron/ steel Or Copper	0	150 828	0	422 164
678 Wire Of Iron/ steel	0	52 620	0	191 122
034 Fish, Fresh, Chilled Or Frozen	0	127 413	0	158 847
232 Synthetic Rubber Latex, Synthetic/ reclaimed Rubber	0	50 400	0	105 504
597 Additive For Mineral Oils	0	3	0	23 643
LAINNYA	0	4 476	0	33 908
SUB TOTAL	0	385 740	0	935 188
<b>UGANDA</b>				
263 Cotton	0	3 972 657	0	7 917 043
611 Leathers	27 634	114 141	284 644	1 002 023
121 Tobacco, Unmanufactured And Refused	8 600	132 080	57 352	745 794
054 Vegetables, Fresh, Chilled, Frozen Or Simply Preserved	0	92 075	0	64 453
247 Wood In The Rough Or Roughly Squared	0	45 000	0	29 945
LAINNYA	1	2	5	48
SUB TOTAL	36 235	4 355 955	342 001	9 759 306
<b>CENTRAL AFRICAN REPUBLIC</b>				
263 Cotton	1 415 306	5 946 522	2 980 358	12 369 381
248 Wood, simply Worked And Railway Sleeper Of Wood	0	42 067	0	43 658
679 Tubes, Pipes, Hollow Profile, Pipe Fitting Of Iron/ steel	0	158	0	868
892 Printed Matter	0	2	0	44
LAINNYA	0	0	0	0
SUB TOTAL	1 415 306	5 988 749	2 980 358	12 413 951
<b>NIGER</b>				
718 Other Power Generating Machines And Parts	0	8 582	0	20 360
778 Electrical Machinery And Apparatus	0	8 099	0	19 235
773 Equipment For Distributing Electricity	0	7 983	0	18 860
634 Veneers, plywood, improved/ reconstituted Wood Worked	0	26 507	0	17 524
744 Mechanical Handling Equipments And Parts	0	5 754	0	13 594
LAINNYA	191	20 706	7 224	76 900
SUB TOTAL	191	77 631	7 224	166 473
<b>CHAD</b>				
263 Cotton	499 717	2 372 343	978 298	4 694 840
292 Crude Vegetable Materials	1 000	3 000	2 900	8 700
LAINNYA	0	0	0	0
SUB TOTAL	500 717	2 375 343	981 198	4 703 540
<b>DJIBOUTI</b>				
222 Oil Seeds Use For Extraction Of soft Fixed Vegetable Oils	440 000	440 000	209 000	209 000
054 Vegetables, Fresh, Chilled, Frozen Or Simply Preserved	0	72 000	0	54 720
LAINNYA	0	0	0	0
SUB TOTAL	440 000	512 000	209 000	263 720
<b>SAINT HELENA</b>				
812 Sanitary, Plumbing, Heating, And Lighting Fixtures/ fittings	0	105	0	6 514
629 Articles Of Rubbers	0	7	0	4 866
574 Poliacetals And Polycarbons In Primary Forms	0	1 000	0	2 533
723 Civil Engineering And Contractor Plants And Equipments/ parts	0	74	0	2 001
598 Miscellaneous Chemical Products	0	35	0	1 730
LAINNYA	28	127	1 221	2 507
SUB TOTAL	28	1 348	1 221	20 151

**I.6 IM POR KOM ODITI MENURUT NEGARA ASAL / IMPORT BY COUNTRY OF ORIGIN**  
**DAN LIM A GOLONGAN BARANG (SITC) UTAMA / AND FIVE MAJOR SITC COMMODITY GROUP**  
**\*\*\* AGUSTUS/ AUGUST 2014 \*\*\***

Negara Asal/ SITC/ Uraian Golongan Barang <i>Country of Origin/ SITC/ group Description</i>	Berat Bersih / <i>Net Weight (Kg)</i>		Nilai CIF / <i>CIF Value (US\$)</i>	
	Bulan ini <i>Current month</i>	Kumulatif <i>Cum. Jan to date</i>	Bulan ini <i>Current month</i>	Kumulatif <i>Cum. Jan to date</i>
<b>SAO TOME AND PRINCIPE</b>				
728 Other Machines And Equipment Specialized For Particular Industry	0	1	0	8 514
759 Parts And Accessories For Machine Of Heading 751 Or 752	0	40	0	5 079
718 Other Power Generating Machines And Parts	0	177	0	3 532
531 Synthetic Organic; Colouring Matter	0	94	0	1 702
694 Nails, Screws, Nuts, Bolts, Rivets Of Iron/ steel Or Copper	0	7	0	630
LAINNYA	0	39	0	885
SUB TOTAL	0	358	0	20 342
<b>SWAZILAND</b>				
629 Articles Of Rubbers	10 770	10 777	319 173	330 166
771 Electric Power Machinery And Parts	2	3 074	20 298	172 768
899 Other Miscellaneous Manufactured Articles	0	94	0	150 421
728 Other Machines And Equipment Specialized For Particular Industry	0	443	0	133 785
764 Telecommunication Equipments And Parts	423	2 209	18 144	114 059
LAINNYA	11 412	48 942	167 806	1 039 271
SUB TOTAL	22 607	65 539	525 421	1 940 470
<b>SOUTH AFRICA</b>				
251 Pulp And Waste Paper	9 713 020	126 097 387	7 831 237	106 001 791
282 Waste And Scrap Metal Of Iron/ steel	8 566 285	146 432 951	3 244 790	54 832 190
061 Sugar, Molasses, And Honey	0	82 560 000	0	36 117 068
522 Inorganic Chemical Elements, Oxides And Halogen Salts	18 000	35 418 014	78 300	25 697 621
684 Aluminium	759 609	6 309 817	1 785 481	13 324 054
LAINNYA	8 481 352	82 766 492	10 676 065	78 652 324
SUB TOTAL	27 538 266	479 584 661	23 615 873	314 625 048
<b>ZIMBABWE</b>				
121 Tobacco, Unmanufactured And Refused	211 000	1 552 230	283 630	8 212 935
263 Cotton	0	706 806	0	1 429 609
728 Other Machines And Equipment Specialized For Particular Industry	0	1 920	0	21 765
LAINNYA	0	0	0	0
SUB TOTAL	211 000	2 260 956	283 630	9 664 309
<b>ZAMBIA</b>				
263 Cotton	0	3 188 400	0	6 100 331
682 Copper	99 920	99 920	694 554	694 554
121 Tobacco, Unmanufactured And Refused	2 160	4 472	13 053	30 457
LAINNYA	0	0	0	0
SUB TOTAL	102 080	3 292 792	707 607	6 825 342
<b>MALAWI</b>				
121 Tobacco, Unmanufactured And Refused	26 639	524 398	164 159	3 442 447
263 Cotton	0	256 433	0	519 024
074 Tea And Mate	0	116 484	0	198 038
075 Spices	0	67 975	0	86 259
874 Measuring, Checking, Analysing, And Controlling Instrument And Ap	0	4	0	4
LAINNYA	0	0	0	0
SUB TOTAL	26 639	965 294	164 159	4 245 772
<b>COMOROS</b>				
581 Tubes, Pipes, And Hoses Of Plastics	0	587	0	6 963
LAINNYA	0	0	0	0
SUB TOTAL	0	587	0	6 963
<b>BURUNDI</b>				
263 Cotton	0	20 468	0	39 258
694 Nails, Screws, Nuts, Bolts, Rivets Of Iron/ steel Or Copper	0	94	0	5 008
695 Tools For Used In The Hand Or In Machines	0	62	0	1 126
LAINNYA	0	0	0	0
SUB TOTAL	0	20 624	0	45 392

**I.6 IM POR KOM ODITI MENURUT NEGARA ASAL / IMPORT BY COUNTRY OF ORIGIN  
DAN LIMA GOLONGAN BARANG (SITC) UTAMA / AND FIVE MAJOR SITC COMMODITY GROUP  
\*\*\* AGUSTUS/ AUGUST 2014 \*\*\***

Negara Asal/ SITC/ Uraian Golongan Barang <i>Country of Origin/ SITC/ group Description</i>	Berat Bersih / <i>Net Weight (Kg)</i>		Nilai CIF / <i>CIF Value (US\$)</i>	
	Bulan ini <i>Current month</i>	Kumulatif <i>Cum. Jan to date</i>	Bulan ini <i>Current month</i>	Kumulatif <i>Cum. Jan to date</i>
<b>MAURITIUS</b>				
776 Thermionic, Cold Cathode, And Photo Cathode Valves/ tubes	29	1 115	21 485	935 534
335 Residual Petroleum Products, And Related Materials	0	228 500	0	846 075
845 Articles Of Apparel	1 473	11 898	81 045	576 269
282 Waste And Scrap Metal Of Iron/ steel	0	757 475	0	285 336
844 Women's Coats/jackets, Knitted	333	2 899	19 410	147 893
LAINNYA	16 127	123 222	8 787	262 742
SUB TOTAL	17 962	1 125 109	130 727	3 053 849
<b>RWANDA</b>				
899 Other Miscellaneous Manufactured Articles	182	182	1 115	1 115
893 Article Of Plastics	0	14	0	227
759 Parts And Accessories For Machine Of Heading 751 Or 752	0	1	0	4
LAINNYA	0	0	0	0
SUB TOTAL	182	197	1 115	1 346
<b>VIRGIN ISLANDS (BRITISH)</b>				
682 Copper	264 422	315 325	1 203 733	1 432 797
641 Papers And Paperboards	0	277 050	0	212 853
231 Natural Rubber Latex;natural Rubber And Similar Natural Gums	0	57 600	0	121 824
893 Article Of Plastics	0	4 893	0	42 884
657 Special Yarns,textile Fabrics	1 897	3 467	17 705	35 275
LAINNYA	4 106	23 992	30 406	77 536
SUB TOTAL	270 425	682 327	1 251 844	1 923 169
<b>AUSTRALIA</b>				
041 Wheat And Meslin, Unmilled	343 218 975	2 809 374 456	108 689 275	901 144 000
001 Live Animals Other Than Fish	25 763 028	154 251 729	69 516 232	426 250 971
061 Sugar, Molasses, And Honey	87 531 590	562 244 040	39 336 454	255 149 359
011 Meat Of Bovine Animals Fresh, Chilled Or Frozen	6 165 689	38 209 910	27 416 309	174 340 465
321 Coals, Pulverized Or Not	240 404 000	1 134 992 144	28 913 181	157 342 269
LAINNYA	676 355 627	3 864 683 199	223 262 900	1 759 801 727
SUB TOTAL	1 379 438 909	8 563 755 478	497 134 351	3 674 028 791
<b>NEW ZEALAND</b>				
022 Milk,cream, And Milk Products Other Than Butter Or Cheese	5 282 845	38 363 566	22 794 296	187 853 723
251 Pulp And Waste Paper	23 526 344	171 476 621	8 983 168	70 789 502
011 Meat Of Bovine Animals Fresh, Chilled Or Frozen	980 769	11 949 910	4 405 456	57 952 581
023 Butter And Other Fats From Milk	1 208 184	10 057 784	5 393 992	48 521 362
081 Feeding Stuff For Animals	6 957 075	56 783 546	4 797 670	36 908 894
LAINNYA	15 464 293	131 344 083	25 392 272	193 067 094
SUB TOTAL	53 419 510	419 975 510	71 766 854	595 093 156
<b>MICRONESIA, FED. STATES OF</b>				
292 Crude Vegetable Materials	201	1 005	948	4 204
057 Fruit And Nut; Fresh Or Dried	1	4	3	12
LAINNYA	0	0	0	0
SUB TOTAL	202	1 009	951	4 216
<b>GUAM</b>				
716 Rotating Electric Plants And Parts	0	42	0	15 188
LAINNYA	0	0	0	0
SUB TOTAL	0	42	0	15 188
<b>NAURU</b>				
692 Metal Containers For Storage And Transportations	0	11 396	0	44 382
679 Tubes, Pipes, Hollow Profile, Pipe Fitting Of Iron/steel	0	320	0	8 099
772 Electrical Apparatus For Making And Breaking Electrical Circuits	0	10	0	6 313
721 Agricultural Machinery And Parts	15	15	2 573	2 573
629 Articles Of Rubbers	0	615	0	2 394
LAINNYA	0	264	0	2 592
SUB TOTAL	15	12 620	2 573	66 353

**I.6 IM POR KOM ODITI MENURUT NEGARA ASAL / IMPORT BY COUNTRY OF ORIGIN**  
**DAN LIMA GOLONGAN BARANG (SITC) UTAMA / AND FIVE MAJOR SITC COMMODITY GROUP**  
**\*\*\* AGUSTUS/ AUGUST 2014 \*\*\***

Negara Asal/ SITC/ Uraian Golongan Barang <i>Country of Origin/ SITC/ group Description</i>	Berat Bersih / <i>Net Weight (Kg)</i>		Nilai CIF / <i>CIF Value (US\$)</i>	
	Bulan ini <i>Current month</i>	Kumulatif <i>Cum. Jan to date</i>	Bulan ini <i>Current month</i>	Kumulatif <i>Cum. Jan to date</i>
<b>NEW CALEDONIA</b>				
282 Waste And Scrap Metal Of Iron/ steel	0	674 180	0	235 963
778 Electrical Machinery And Apparatus	0	12 916	0	64 943
746 Ball Or Roller Bearings	0	4 167	0	20 953
748 Transmission Shafts And Cranks	0	164	0	175
699 Manufactures Of Base Metals	0	3	0	108
LAINNYA	4	4	83	83
SUB TOTAL	4	691 434	83	322 225
<b>NIUE</b>				
694 Nails, Screws, Nuts, Bolts, Rivets Of Iron/ steel Or Copper	0	115	0	3 977
LAINNYA	0	0	0	0
SUB TOTAL	0	115	0	3 977
<b>VANUATU</b>				
223 Oil Seeds Use For Extraction Of Other Fixed Vegetable Oils	0	237 950	0	114 988
721 Agricultural Machinery And Parts	0	4	0	6 452
625 Rubber Tyre, tyre Cases, tyre Treads, inner Tubes, And Tyre Flaps	0	25	0	3 394
LAINNYA	0	0	0	0
SUB TOTAL	0	237 979	0	124 834
<b>AMERICAN SAMOA</b>				
263 Cotton	280 427	2 440 001	588 863	5 228 173
792 Aircraft And Associated Equipments And Parts	0	1 670	0	1 175 000
718 Other Power Generating Machines And Parts	0	3 539	0	475 042
081 Feeding Stuff For Animals	200 845	301 736	228 963	334 899
689 Miscellaneous Non-ferrous Basemetals Employed In Metallurgy	262	262	151 600	151 600
LAINNYA	9 536	121 731	57 015	760 522
SUB TOTAL	491 070	2 868 939	1 026 441	8 125 236
<b>COOK ISLANDS</b>				
034 Fish, Fresh, Chilled Or Frozen	0	43 621	0	288 405
749 Non-electric Parts And Accessories Of Machineries	0	11	0	1 730
713 Internal Combustion Piston Engines And Parts	0	69	0	1 327
748 Transmission Shafts And Cranks	0	11	0	780
LAINNYA	0	0	0	0
SUB TOTAL	0	43 712	0	292 242
<b>FIJ</b>				
282 Waste And Scrap Metal Of Iron/ steel	504 885	2 017 500	180 855	714 468
034 Fish, Fresh, Chilled Or Frozen	0	71 291	0	484 779
111 Non-alcoholic Beverages, Nes	57 120	333 908	59 760	324 285
081 Feeding Stuff For Animals	0	304 955	0	279 953
685 Lead	0	43 870	0	93 882
LAINNYA	104 000	208 093	23 400	45 675
SUB TOTAL	666 005	2 979 617	264 015	1 943 042
<b>KIRIBATI</b>				
716 Rotating Electric Plants And Parts	0	673	0	3 457
742 Pumps For Liquid And Parts	0	29	0	2
773 Equipment For Distributing Electricity	0	4	0	2
743 Pumps, Compressors, Fans, Blowers, Centrifuges, And Parts	0	55	0	1
LAINNYA	0	0	0	0
SUB TOTAL	0	761	0	3 462
<b>MARSHALL ISLANDS</b>				
793 Ships, Boats, And Floating Structures	1 122 000	1 122 000	2 873 276	2 873 276
724 Textile/leather Machinery And Parts	0	9 720	0	63 117
598 Miscellaneous Chemical Products	0	5 000	0	15 153
574 Poliacetals And Polycarbons In Primary Forms	0	258	0	6 422

**I.6 IMPOR KOMODITI MENURUT NEGARA ASAL / IMPORT BY COUNTRY OF ORIGIN  
DAN LIMA GOLONGAN BARANG (SITC) UTAMA / AND FIVE MAJOR SITC COMMODITY GROUP  
\*\*\* AGUSTUS/ AUGUST 2014 \*\*\***

Negara Asal/ SITC/ Uraian Golongan Barang <i>Country of Origin/ SITC/ group Description</i>	Berat Bersih / <i>Net Weight (Kg)</i>		Nilai CIF / <i>CIF Value (US\$)</i>	
	Bulan ini <i>Current month</i>	Kumulatif <i>Cum. Jan to date</i>	Bulan ini <i>Current month</i>	Kumulatif <i>Cum. Jan to date</i>
655 Knitted Or Crocheted Fabrics	0	108	0	3 154
LAINNYA	0	0	0	0
<b>SUB TOTAL</b>	<b>1 122 000</b>	<b>1 137 086</b>	<b>2 873 276</b>	<b>2 961 122</b>
<b>SAMOA</b>				
764 Telecommunication Equipments And Parts	914	3 705	208 728	839 028
232 Synthetic Rubber Latex, Synthetic/ reclaimed Rubber	0	209 469	0	598 479
662 Clay And Refractory Construction Materials	0	23 500	0	54 000
728 Other Machines And Equipment Specialized For Particular Industry	0	461	0	41 004
743 Pumps, Compressors, Fans, Blowers, Centrifuges, And Parts	0	1 481	0	9 816
LAINNYA	1	43	2	442
<b>SUB TOTAL</b>	<b>915</b>	<b>238 659</b>	<b>208 730</b>	<b>1 542 769</b>
<b>SOLOMON ISLANDS</b>				
072 Cocoa	195 000	570 000	639 662	1 656 933
081 Feeding Stuff For Animals	140 000	320 000	159 600	359 400
248 Wood, simply Worked And Railway Sleeper Of Wood	0	13 836	0	6 367
743 Pumps, Compressors, Fans, Blowers, Centrifuges, And Parts	0	5	0	309
LAINNYA	0	0	0	0
<b>SUB TOTAL</b>	<b>335 000</b>	<b>903 841</b>	<b>799 262</b>	<b>2 023 009</b>
<b>TONGA</b>				
292 Crude Vegetable Materials	0	294	0	1 800
723 Civil Engineering And Contractor Plants And Equipments/ parts	0	55	0	1
LAINNYA	0	0	0	0
<b>SUB TOTAL</b>	<b>0</b>	<b>349</b>	<b>0</b>	<b>1 801</b>
<b>TUVALU</b>				
656 Tulle, lace, embroidery, ribbons, trimmings And Other Small Wares	0	85	0	1 878
LAINNYA	0	0	0	0
<b>SUB TOTAL</b>	<b>0</b>	<b>85</b>	<b>0</b>	<b>1 878</b>
<b>CHRISTMAS ISLANDS</b>				
562 Fertilizers, Manufactured	25 050 000	56 750 000	3 331 650	7 848 900
LAINNYA	0	0	0	0
<b>SUB TOTAL</b>	<b>25 050 000</b>	<b>56 750 000</b>	<b>3 331 650</b>	<b>7 848 900</b>
<b>U.S. MINOR OUTLYING ISLAND</b>				
874 Measuring, Checking, Analysing, And Controlling Instrument And Ap	0	10	0	128
LAINNYA	0	0	0	0
<b>SUB TOTAL</b>	<b>0</b>	<b>10</b>	<b>0</b>	<b>128</b>
<b>COCOS (KEELING) ISLANDS</b>				
656 Tulle, lace, embroidery, ribbons, trimmings And Other Small Wares	0	6	0	324
676 Iron/ steel Bars, Rods, Angels, Shaped And Sections	0	244	0	151
LAINNYA	0	0	0	0
<b>SUB TOTAL</b>	<b>0</b>	<b>250</b>	<b>0</b>	<b>475</b>
<b>TOKELAU</b>				
775 Household Type, Electrical/ non-electrical Equipments	0	313	0	10 294
771 Electric Power Machinery And Parts	0	24	0	403
642 Paper And Paperboard Cut To Size/ shape And Article Of Papers	109	139	241	307
694 Nails, Screws, Nuts, Bolts, Rivets Of Iron/ steel Or Copper	0	20	0	118
LAINNYA	0	0	0	0
<b>SUB TOTAL</b>	<b>109</b>	<b>496</b>	<b>241</b>	<b>11 122</b>
<b>EAST TIMOR</b>				
699 Manufactures Of Base Metals	0	97 512	0	59 048
223 Oil Seeds Use For Extraction Of Other Fixed Vegetable Oils	0	144 767	0	28 694
071 Coffee And Coffee Substitutes	0	57 015	0	13 168

**I.6 IM POR KOM ODITI MENURUT NEGARA ASAL / IMPORT BY COUNTRY OF ORIGIN  
DAN LIMA GOLONGAN BARANG (SITC) UTAMA / AND FIVE MAJOR SITC COMMODITY GROUP  
\*\*\* AGUSTUS/ AUGUST 2014 \*\*\***

Negara Asal/ SITC/ Uraian Golongan Barang <i>Country of Origin/ SITC/ group Description</i>	Berat Bersih / <i>Net Weight (Kg)</i>		Nilai CIF / <i>CIF Value (US\$)</i>	
	Bulan ini <i>Current month</i>	Kumulatif <i>Cum. Jan to date</i>	Bulan ini <i>Current month</i>	Kumulatif <i>Cum. Jan to date</i>
579 Waste And Scrap Of Plastics	13 000	21 800	6 630	9 530
743 Pumps, Compressors, Fans, Blowers, Centrifuges, And Parts LAINNYA	0 0	5 354 10 659	0 0	6 325 9 590
<b>SUB TOTAL</b>	<b>13 000</b>	<b>337 107</b>	<b>6 630</b>	<b>126 355</b>
<b>UNITED STATES</b>				
222 Oil Seeds Use For Extraction Ofsoft Fixed Vegetable Oils	112 183 262	1 502 783 872	70 941 408	910 228 577
081 Feeding Stuff For Animals	81 537 483	515 580 943	58 571 332	350 770 956
041 Wheat And Meslin, Unmilled	51 924 558	755 010 455	20 006 772	263 611 112
263 Cotton	11 486 796	120 301 435	25 942 375	262 322 411
723 Civil Engineering And Contractor Plants And Equipments/ parts LAINNYA	1 613 009 245 126 918	9 942 402 1 788 954 425	21 592 043 471 705 336	165 261 254 3 672 599 162
<b>SUB TOTAL</b>	<b>503 872 026</b>	<b>4 692 573 532</b>	<b>668 759 266</b>	<b>5 624 793 472</b>
<b>CANADA</b>				
562 Fertilizers, Manufactured	55 715 000	974 312 330	26 034 125	322 296 589
251 Pulp And Waste Paper	43 755 424	396 479 981	35 239 597	317 133 761
041 Wheat And Meslin, Unmilled	116 963 720	793 421 303	40 111 450	274 950 122
792 Aircraft And Associated Equipments And Parts	329	82 020	29 740	46 749 018
281 Iron Ore And Concentrates LAINNYA	82 526 000 13 967 072	224 704 872 151 976 501	9 345 410 30 644 275	29 069 142 233 403 672
<b>SUB TOTAL</b>	<b>312 927 545</b>	<b>2 540 977 007</b>	<b>141 404 597</b>	<b>1 223 602 304</b>
<b>MEXICO</b>				
282 Waste And Scrap Metal Of Iron/ steel	0	45 020 065	0	17 833 396
764 Telecommunication Equipments And Parts	22 214	62 082	556 488	15 799 716
679 Tubes, Pipes, Hollow Profile, Pipe Fitting Of Iron/ steel	16	10 143 430	1 446	13 256 892
743 Pumps, Compressors, Fans, Blowers, Centrifuges, And Parts	88 715	751 481	1 344 355	10 748 048
752 Automatic Data Processing Machines And Their Units LAINNYA	2 206 3 010 759	27 876 18 876 092	473 168 8 993 264	6 367 863 68 233 373
<b>SUB TOTAL</b>	<b>3 123 910</b>	<b>74 881 026</b>	<b>11 368 721</b>	<b>132 239 288</b>
<b>GUATEMALA</b>				
211 Hides And Skins, Raw	0	130 800	0	222 360
841 Men's Coats/ jackets, Not Knitted	360	2 269	10 658	85 414
579 Waste And Scrap Of Plastics	103 600	357 820	21 756	79 942
845 Articles Of Apparel	28	2 151	834	60 848
075 Spices LAINNYA	0 257	10 000 3 491	0 10 823	42 500 50 421
<b>SUB TOTAL</b>	<b>104 245</b>	<b>506 531</b>	<b>44 071</b>	<b>541 485</b>
<b>HONDURAS</b>				
845 Articles Of Apparel	1 396	6 488	52 746	213 198
579 Waste And Scrap Of Plastics	143 490	560 827	43 615	145 036
843 Men's Coats/ jackets, Knitted	0	4 689	0	47 406
554 Soap,cleansing And Polishing Preparations	0	5 062	0	47 366
121 Tobacco, Unmanufactured And Refused LAINNYA	0 5	14 180 1 187	0 5	22 821 19 671
<b>SUB TOTAL</b>	<b>144 891</b>	<b>592 433</b>	<b>96 366</b>	<b>495 498</b>
<b>NICARAGUA</b>				
845 Articles Of Apparel	166	2 989	10 351	79 438
841 Men's Coats/ jackets, Not Knitted	0	2 062	0	31 569
653 Fabrics, Woven, Of Man-made Fibres	0	2 433	0	29 942
122 Tobacco, Manufactured	0	43	0	1 896
742 Pumps For Liquid And Parts LAINNYA	379 0	379 203	1 442 0	1 442 4 183
<b>SUB TOTAL</b>	<b>545</b>	<b>8 109</b>	<b>11 793</b>	<b>148 470</b>
<b>PANAMA</b>				
334 Petroleum Products, Refined	0	22 093 418	0	23 572 399
793 Ships, Boats, And Floating Structures	0	7 347 000	0	7 250 000

**I.6 IM POR KOM ODITI MENURUT NEGARA ASAL / IMPORT BY COUNTRY OF ORIGIN  
DAN LIMA GOLONGAN BARANG (SITC) UTAMA / AND FIVE MAJOR SITC COMMODITY GROUP  
\*\*\* AGUSTUS/ AUGUST 2014 \*\*\***

Negara Asal/ SITC/ Uraian Golongan Barang <i>Country of Origin/ SITC/ group Description</i>	Berat Bersih / <i>Net Weight (Kg)</i>		Nilai CIF / <i>CIF Value (US\$)</i>	
	Bulan ini <i>Current month</i>	Kumulatif <i>Cum. Jan to date</i>	Bulan ini <i>Current month</i>	Kumulatif <i>Cum. Jan to date</i>
282 Waste And Scrap Metal Of Iron/ steel	671 780	2 690 505	205 247	902 121
713 Internal Combustion Piston Engines And Parts	8 742	8 742	81 809	81 809
211 Hides And Skins, Raw	0	46 400	0	79 560
LAINNYA	64 629	65 848	94 917	160 207
<b>SUB TOTAL</b>	<b>745 151</b>	<b>32 251 913</b>	<b>381 973</b>	<b>32 046 096</b>
<b>CUBA</b>				
542 Medicaments, Including Veterinary Medicaments	75	546	136 500	1 002 456
121 Tobacco, Unmanufactured And Refused	0	12 451	0	57 898
232 Synthetic Rubber Latex, Synthetic/ reclaimed Rubber	0	21 494	0	49 436
122 Tobacco, Manufactured	0	1 007	0	44 013
112 Alcoholic Beverages	63	973	545	10 075
LAINNYA	0	21	0	1 089
<b>SUB TOTAL</b>	<b>138</b>	<b>36 492</b>	<b>137 045</b>	<b>1 164 967</b>
<b>CURACAO</b>				
831 Travel Goods	0	98	0	587
629 Articles Of Rubbers	0	1	0	358
LAINNYA	0	0	0	0
<b>SUB TOTAL</b>	<b>0</b>	<b>99</b>	<b>0</b>	<b>945</b>
<b>SURINAME</b>				
699 Manufactures Of Base Metals	0	3	0	392
843 Men's Coats/jackets, Knitted	0	15	0	282
759 Parts And Accessories For Machine Of Heading 751 Or 752	0	4	0	37
844 Women's Coats/jackets, Knitted	0	1	0	23
846 Clothing Accessories Of Textiles Fabrics	0	1	0	20
LAINNYA	0	4	0	34
<b>SUB TOTAL</b>	<b>0</b>	<b>28</b>	<b>0</b>	<b>788</b>
<b>CHILE</b>				
682 Copper	1 700 656	10 757 418	11 914 786	76 907 077
251 Pulp And Waste Paper	2 616 028	39 618 991	1 877 586	28 740 804
283 Copper Ores And Concentrates	0	10 149 503	0	19 992 272
057 Fruit And Nut; Fresh Or Dried	0	4 819 117	0	12 386 227
282 Waste And Scrap Metal Of Iron/ steel	1 265 680	18 476 071	464 564	6 890 065
LAINNYA	2 018 248	17 994 158	2 622 266	21 658 764
<b>SUB TOTAL</b>	<b>7 600 612</b>	<b>101 815 258</b>	<b>16 879 202</b>	<b>166 575 209</b>
<b>VENEZUELA</b>				
541 Medicinal And Pharmaceutical Products	0	1 043	0	64 281
657 Special Yarns, textile Fabrics	0	1 268	0	9 419
874 Measuring, Checking, Analysing, And Controlling Instrument And Ap	2	10	3 218	9 134
694 Nails, Screws, Nuts, Bolts, Rivets Of Iron/ steel Or Copper	0	58	0	6 849
747 Taps, Cocks, And Valves For Pipes	126	126	6 415	6 415
LAINNYA	54	654	2 281	24 273
<b>SUB TOTAL</b>	<b>182</b>	<b>3 159</b>	<b>11 914</b>	<b>120 371</b>
<b>ARGENTINA</b>				
081 Feeding Stuff For Animals	205 327 000	1 271 055 949	119 140 850	750 764 291
044 Maize, Unmilled	87 133 400	268 184 073	22 130 841	71 046 878
679 Tubes, Pipes, Hollow Profile, Pipe Fitting Of Iron/ steel	370 809	11 978 809	1 008 235	18 205 456
022 Milk, cream, And Milk Products Other Than Butter Or Cheese	500 000	4 325 000	1 955 855	15 504 983
263 Cotton	2 477 231	7 313 863	4 860 953	14 364 235
LAINNYA	7 567 411	35 665 511	7 676 903	46 572 308
<b>SUB TOTAL</b>	<b>303 375 851</b>	<b>1 598 523 205</b>	<b>156 773 637</b>	<b>916 458 151</b>
<b>BRAZIL</b>				
081 Feeding Stuff For Animals	135 789 967	956 682 761	80 375 878	579 112 640
891 Arms And Ammunitions	530 089	530 089	196 316 777	196 316 777
263 Cotton	5 609 121	67 254 111	11 501 322	138 533 693
061 Sugar, Molasses, And Honey	0	278 832 277	0	132 175 675

**I.6 IM POR KOM ODITI MENURUT NEGARA ASAL / IMPORT BY COUNTRY OF ORIGIN  
DAN LIMA GOLONGAN BARANG (SITC) UTAMA / AND FIVE MAJOR SITC COMMODITY GROUP  
\*\*\* AGUSTUS/ AUGUST 2014 \*\*\***

Negara Asal/ SITC/ Uraian Golongan Barang <i>Country of Origin/ SITC/ group Description</i>	Berat Bersih / <i>Net Weight (Kg)</i>		Nilai CIF / <i>CIF Value (US\$)</i>	
	Bulan ini <i>Current month</i>	Kumulatif <i>Cum. Jan to date</i>	Bulan ini <i>Current month</i>	Kumulatif <i>Cum. Jan to date</i>
281 Iron Ore And Concentrates	176 384 000	806 741 000	15 078 190	93 943 424
LAINNYA	21 045 978	635 746 763	41 699 013	405 740 317
<b>SUB TOTAL</b>	<b>339 359 155</b>	<b>2 745 787 001</b>	<b>344 971 180</b>	<b>1 545 822 526</b>
<b>COLOMBIA</b>				
591 Disinfectants, Insecticides, And Fungicides Put In Forms	0	247 175	0	1 288 554
575 Other Plastics In Primary Forms	18 000	252 000	58 557	1 037 897
513 Carboxylic Acids, and Their Anhydrides, halides, peroxides	0	284 800	0	455 970
522 Inorganic Chemical Elements, Oxides And Halogen Salts	160 000	460 000	104 042	300 916
267 Other Man-made Fibres Suitable For Spinning And Waste	0	104 453	0	266 835
LAINNYA	28 629	299 419	274 937	1 409 047
<b>SUB TOTAL</b>	<b>206 629</b>	<b>1 647 847</b>	<b>437 536</b>	<b>4 759 219</b>
<b>BOLIVIA</b>				
634 Veneers, plywood, improved/ reconstituted Wood Worked	0	4 589	0	83 973
772 Electrical Apparatus For Making And Breaking Electrical Circuits	0	203	0	4 754
694 Nails, Screws, Nuts, Bolts, Rivets Of Iron/ steel Or Copper	0	7	0	630
LAINNYA	0	0	0	0
<b>SUB TOTAL</b>	<b>0</b>	<b>4 799</b>	<b>0</b>	<b>89 357</b>
<b>URUGUAY</b>				
222 Oil Seeds Use For Extraction Of soft Fixed Vegetable Oils	4 487 930	12 334 155	2 718 232	7 516 669
081 Feeding Stuff For Animals	0	11 325 291	0	6 739 880
251 Pulp And Waste Paper	494 338	4 697 778	296 603	3 221 870
248 Wood, simply Worked And Railway Sleeper Of Wood	800 959	4 834 487	443 537	2 840 143
679 Tubes, Pipes, Hollow Profile, Pipe Fitting Of Iron/ steel	2 743	1 071 016	4 521	2 286 702
LAINNYA	1 359 042	11 339 820	407 676	4 348 394
<b>SUB TOTAL</b>	<b>7 145 012</b>	<b>45 602 547</b>	<b>3 870 569</b>	<b>26 953 658</b>
<b>PARAGUAY</b>				
081 Feeding Stuff For Animals	0	49 373 270	0	30 310 390
263 Cotton	0	688 253	0	1 384 972
044 Maize, Unmilled	0	5 499 099	0	1 325 393
611 Leathers	0	249 523	0	474 522
551 Essential Oils, Perfumes, And Flavour Materials	0	1 827	0	44 440
LAINNYA	0	54 000	0	19 765
<b>SUB TOTAL</b>	<b>0</b>	<b>55 865 972</b>	<b>0</b>	<b>33 559 482</b>
<b>ECUADOR</b>				
072 Cocoa	450 382	6 731 297	1 395 521	19 834 560
121 Tobacco, Unmanufactured And Refused	0	87 520	0	2 830 811
081 Feeding Stuff For Animals	104 146	347 802	218 707	671 282
745 Other Non-electrical Machinery, Tools, And Mechanical Apparatus	2 940	2 940	554 346	554 346
282 Waste And Scrap Metal Of Iron/ steel	0	299 500	0	112 313
LAINNYA	19	29 357	14 806	326 891
<b>SUB TOTAL</b>	<b>557 487</b>	<b>7 498 416</b>	<b>2 183 380</b>	<b>24 330 203</b>
<b>PERU</b>				
057 Fruit And Nut; Fresh Or Dried	16 416	4 891 558	32 184	19 090 042
081 Feeding Stuff For Animals	657 050	5 762 540	1 121 463	9 068 545
562 Fertilizers, Manufactured	0	54 966 000	0	5 771 424
686 Zinc	1 004 682	1 182 404	2 465 064	2 859 366
072 Cocoa	50 094	290 424	153 188	982 639
LAINNYA	170 216	1 005 205	314 650	1 781 374
<b>SUB TOTAL</b>	<b>1 898 458</b>	<b>68 098 131</b>	<b>4 086 549</b>	<b>39 553 390</b>
<b>TRINIDAD AND TOBAGO</b>				
282 Waste And Scrap Metal Of Iron/ steel	515 360	1 288 665	154 608	411 611
288 Non-ferrous Base Metal Waste And Scraps	31 470	171 194	48 880	269 643
723 Civil Engineering And Contractor Plants And Equipments/ parts	0	1 434	0	149 166
682 Copper	0	3 647	0	10 972



**I.6 IM POR KOM ODITI MENURUT NEGARA ASAL / IMPORT BY COUNTRY OF ORIGIN  
DAN LIMA GOLONGAN BARANG (SITC) UTAMA / AND FIVE MAJOR SITC COMMODITY GROUP  
\*\*\* AGUSTUS/ AUGUST 2014 \*\*\***

Negara Asal/ SITC/ Uraian Golongan Barang <i>Country of Origin/ SITC/ group Description</i>	Berat Bersih / <i>Net Weight (Kg)</i>		Nilai CIF / <i>CIF Value (US\$)</i>	
	Bulan ini <i>Current month</i>	Kumulatif <i>Cum. Jan to date</i>	Bulan ini <i>Current month</i>	Kumulatif <i>Cum. Jan to date</i>
761 Television Receivers	0	23	0	6 794
LAINNYA	322	464	1 657	5 936
<b>SUB TOTAL</b>	<b>547 152</b>	<b>1 465 427</b>	<b>205 145</b>	<b>854 122</b>
<b>BAHAMAS</b>				
112 Alcoholic Beverages	0	938	0	7 643
655 Knitted Or Crocheted Fabrics	87	87	1 742	1 742
LAINNYA	0	0	0	0
<b>SUB TOTAL</b>	<b>87</b>	<b>1 025</b>	<b>1 742</b>	<b>9 385</b>
<b>JAMAICA</b>				
288 Non-ferrous Base Metal Waste And Scraps	144 200	814 618	226 110	1 264 625
251 Pulp And Waste Paper	0	194 938	0	42 758
112 Alcoholic Beverages	0	4 121	0	25 454
579 Waste And Scrap Of Plastics	0	19 960	0	4 990
LAINNYA	0	0	0	0
<b>SUB TOTAL</b>	<b>144 200</b>	<b>1 033 637</b>	<b>226 110</b>	<b>1 337 827</b>
<b>PUERTO RICO</b>				
542 Medicaments, Including Veterinary Medicaments	2 484	13 062	312 122	4 046 403
541 Medicinal And Pharmaceutical Products	932	5 057	445 813	2 441 399
759 Parts And Accessories For Machine Of Heading 751 Or 752	2	6 385	7 375	1 363 037
533 Pigments, Paints, Varnishes, And Related Materials	830	29 253	25 500	730 795
513 Carboxylic Acids, and Their Anhydrides, halides, peroxides	345	1 143	81 364	214 914
LAINNYA	3 620	12 173	93 748	345 865
<b>SUB TOTAL</b>	<b>8 213</b>	<b>67 073</b>	<b>965 922</b>	<b>9 142 413</b>
<b>BELIZE</b>				
655 Knitted Or Crocheted Fabrics	11 287	77 318	131 315	908 851
651 Textile Yarns	11 129	35 540	124 758	434 945
652 Cotton Fabrics, Woven	0	22 664	0	268 398
726 Printing/ book Binding Machinery And Parts	0	37 455	0	180 000
728 Other Machines And Equipment Specialized For Particular Industry	0	35 375	0	170 000
LAINNYA	1 350	96 237	5 403	392 287
<b>SUB TOTAL</b>	<b>23 766</b>	<b>304 589</b>	<b>261 476</b>	<b>2 354 481</b>
<b>DOMINICAN REPUBLIC</b>				
282 Waste And Scrap Metal Of Iron/ steel	3 046 640	7 997 780	1 123 530	3 021 357
121 Tobacco, Unmanufactured And Refused	0	44 691	0	1 278 864
211 Hides And Skins, Raw	103 960	351 553	179 388	502 422
541 Medicinal And Pharmaceutical Products	149	1 315	40 149	348 829
582 Plates, Sheets, And Film Of Plastics	220	1 032	60 873	299 777
LAINNYA	16 732	480 147	76 980	692 799
<b>SUB TOTAL</b>	<b>3 167 701</b>	<b>8 876 518</b>	<b>1 480 920</b>	<b>6 144 048</b>
<b>EL SALVADOR</b>				
845 Articles Of Apparel	5	2 095	148	59 293
267 Other Man-made Fibres Suitable For Spinning And Waste	0	70 844	0	48 512
001 Live Animals Other Than Fish	140	490	10 050	18 738
893 Article Of Plastics	0	1 692	0	10 056
851 Footwears	0	46	0	7 258
LAINNYA	1	341	116	11 215
<b>SUB TOTAL</b>	<b>146</b>	<b>75 508</b>	<b>10 314</b>	<b>155 072</b>
<b>COSTA RICA</b>				
034 Fish, Fresh, Chilled Or Frozen	0	100 000	0	692 500
776 Thermionic, Cold Cathode, And Photo Cathode Valves/ tubes	98	1 638	83 594	512 451
759 Parts And Accessories For Machine Of Heading 751 Or 752	95	734	14 068	199 081
772 Electrical Apparatus For Making And Breaking Electrical Circuits	1 066	5 421	36 820	198 481
773 Equipment For Distributing Electricity	570	5 376	22 984	192 441
LAINNYA	0	569 041	0	402 139
<b>SUB TOTAL</b>	<b>1 829</b>	<b>682 210</b>	<b>157 466</b>	<b>2 197 093</b>

**I.6 IM POR KOM ODITI MENURUT NEGARA ASAL / IMPORT BY COUNTRY OF ORIGIN  
DAN LIMA GOLONGAN BARANG (SITC) UTAMA / AND FIVE MAJOR SITC COMMODITY GROUP  
\*\*\* AGUSTUS/ AUGUST 2014 \*\*\***

Negara Asal/ SITC/ Uraian Golongan Barang <i>Country of Origin/ SITC/ group Description</i>	Berat Bersih / <i>Net Weight (Kg)</i>		Nilai CIF / <i>CIF Value (US\$)</i>	
	Bulan ini <i>Current month</i>	Kumulatif <i>Cum. Jan to date</i>	Bulan ini <i>Current month</i>	Kumulatif <i>Cum. Jan to date</i>
<b>HAITI</b>				
579 Waste And Scrap Of Plastics	125 450	125 450	31 363	31 363
845 Articles Of Apparel	92	1 143	3 343	18 250
843 Men's Coats/ jackets, Knitted	0	97	0	2 736
759 Parts And Accessories For Machine Of Heading 751 Or 752	0	8	0	1 863
551 Essential Oils, Perfumes, And Flavour Materials	0	9	0	371
LAINNYA	0	0	0	0
SUB TOTAL	125 542	126 707	34 706	54 583
<b>BARBADOS</b>				
759 Parts And Accessories For Machine Of Heading 751 Or 752	1	39	914	7 751
772 Electrical Apparatus For Making And Breaking Electrical Circuits	0	10	0	1 364
112 Alcoholic Beverages	0	39	0	525
LAINNYA	0	0	0	0
SUB TOTAL	1	88	914	9 640
<b>ANTIGUA AND BARBUDA</b>				
121 Tobacco, Unmanufactured And Refused	0	36 600	0	266 719
895 Office And Stationery Supplies	0	972	0	20 101
772 Electrical Apparatus For Making And Breaking Electrical Circuits	0	96	0	1 444
748 Transmission Shafts And Cranks	0	100	0	493
763 Sound Recorders Or Reproducers	0	2	0	300
LAINNYA	0	17	0	274
SUB TOTAL	0	37 787	0	289 331
<b>ANGUILLA</b>				
655 Knitted Or Crocheted Fabrics	44 540	345 064	171 420	1 292 793
656 Tulle,lace,embroidery,ribbons,trimmings And Other Small Wares	12 826	128 050	44 121	431 023
653 Fabrics, Woven, Of Man-made Fibres	3 741	55 215	13 601	210 807
652 Cotton Fabrics, Woven	4 524	30 883	19 329	120 745
515 Organo-inorganic And Heterocyclic Compounds	0	20 000	0	118 000
LAINNYA	847	3 814	3 840	22 917
SUB TOTAL	66 478	583 026	252 311	2 196 285
<b>ARUBA</b>				
892 Printed Matter	0	3	0	565
LAINNYA	0	0	0	0
SUB TOTAL	0	3	0	565
<b>BERMUDA</b>				
342 Liquefied Propane And Butane	0	45 912 251	0	37 598 740
575 Other Plastics In Primary Forms	0	7 485	0	204 864
112 Alcoholic Beverages	0	84	0	705
LAINNYA	0	0	0	0
SUB TOTAL	0	45 919 820	0	37 804 309
<b>CAPE VERDE</b>				
652 Cotton Fabrics, Woven	0	167	0	1 822
759 Parts And Accessories For Machine Of Heading 751 Or 752	0	7	0	674
656 Tulle,lace,embroidery,ribbons,trimmings And Other Small Wares	0	3	0	198
LAINNYA	0	0	0	0
SUB TOTAL	0	177	0	2 694
<b>CAYMAN ISLANDS</b>				
743 Pumps, Compressors, Fans, Blowers, Centrifuges, And Parts	0	705	0	9 569
LAINNYA	0	0	0	0
SUB TOTAL	0	705	0	9 569
<b>DOMINICA</b>				
282 Waste And Scrap Metal Of Iron/ steel	0	527 340	0	200 389
872 Medical Instruments And Appliances	0	703	0	18 600

**I.6 IM POR KOM ODITI MENURUT NEGARA ASAL / IMPORT BY COUNTRY OF ORIGIN  
DAN LIMA GOLONGAN BARANG (SITC) UTAMA / AND FIVE MAJOR SITC COMMODITY GROUP  
\*\*\* AGUSTUS/ AUGUST 2014 \*\*\***

Negara Asal/ SITC/ Uraian Golongan Barang <i>Country of Origin/ SITC/ group Description</i>	Berat Bersih / <i>Net Weight (Kg)</i>		Nilai CIF / <i>CIF Value (US\$)</i>	
	Bulan ini <i>Current month</i>	Kumulatif <i>Cum. Jan to date</i>	Bulan ini <i>Current month</i>	Kumulatif <i>Cum. Jan to date</i>
551 Essential Oils, Perfumes, And Flavour Materials	259	858	7 472	14 434
772 Electrical Apparatus For Making And Breaking Electrical Circuits	0	5	0	1 183
892 Printed Matter	0	5	0	318
LAINNYA	0	0	0	0
<b>SUB TOTAL</b>	<b>259</b>	<b>528 911</b>	<b>7 472</b>	<b>234 924</b>
<b>FRENCH GUIANA</b>				
772 Electrical Apparatus For Making And Breaking Electrical Circuits	0	4	0	236
LAINNYA	0	0	0	0
<b>SUB TOTAL</b>	<b>0</b>	<b>4</b>	<b>0</b>	<b>236</b>
<b>FRENCH POLYNESIA</b>				
251 Pulp And Waste Paper	316 900	1 192 510	55 458	206 939
845 Articles Of Apparel	1	1	3	3
LAINNYA	0	0	0	0
<b>SUB TOTAL</b>	<b>316 901</b>	<b>1 192 511</b>	<b>55 461</b>	<b>206 942</b>
<b>GREENLAND</b>				
036 Crustaceans, Molluscs, And Aquatic Invertebrates	39 600	99 000	137 808	350 087
894 Baby Carriages, Toys, Games, And Sporting Goods	0	3	0	4
665 Glassware	0	15	0	1
LAINNYA	0	0	0	0
<b>SUB TOTAL</b>	<b>39 600</b>	<b>99 018</b>	<b>137 808</b>	<b>350 092</b>
<b>GRENADA</b>				
542 Medicaments, Including Veterinary Medicaments	0	1 219	0	371 798
743 Pumps, Compressors, Fans, Blowers, Centrifuges, And Parts	106	106	1 225	1 225
LAINNYA	0	0	0	0
<b>SUB TOTAL</b>	<b>106</b>	<b>1 325</b>	<b>1 225</b>	<b>373 023</b>
<b>NETHERLANDS ANTILLES</b>				
714 Engines And Motors, Non-electric And Parts	0	1 516	0	466 065
592 Starches, Inulin, And Wheat Glutenal Buminoidal Substances; Glues	0	23 244	0	53 270
699 Manufactures Of Base Metals	0	30	0	15 057
752 Automatic Data Processing Machines And Their Units	0	27	0	10 643
743 Pumps, Compressors, Fans, Blowers, Centrifuges, And Parts	0	150	0	4 018
LAINNYA	0	555	0	6 821
<b>SUB TOTAL</b>	<b>0</b>	<b>25 522</b>	<b>0</b>	<b>555 874</b>
<b>NORFOLK ISLANDS</b>				
728 Other Machines And Equipment Specialized For Particular Industry	0	8 105	0	161 529
741 Heating And Cooling Equipments And Parts	0	25	0	2 992
LAINNYA	0	0	0	0
<b>SUB TOTAL</b>	<b>0</b>	<b>8 130</b>	<b>0</b>	<b>164 521</b>
<b>SAINT LUCIA</b>				
759 Parts And Accessories For Machine Of Heading 751 Or 752	0	66	0	4 675
LAINNYA	0	0	0	0
<b>SUB TOTAL</b>	<b>0</b>	<b>66</b>	<b>0</b>	<b>4 675</b>
<b>UNITED KINGDOM</b>				
251 Pulp And Waste Paper	15 188 945	173 300 469	3 053 543	34 154 989
723 Civil Engineering And Contractor Plants And Equipments/ parts	158 460	1 009 418	2 839 101	27 209 362
792 Aircraft And Associated Equipments And Parts	71	26 145	92 052	26 867 075
553 Perfumery, Cosmetics, And Toilet Preparations	126 465	653 331	3 757 781	23 913 752
773 Equipment For Distributing Electricity	1 286 880	1 301 884	21 578 938	22 445 248
LAINNYA	10 994 569	104 400 587	63 993 917	491 413 629
<b>SUB TOTAL</b>	<b>27 755 390</b>	<b>280 691 834</b>	<b>95 315 332</b>	<b>626 004 055</b>

**I.6 IM POR KOM ODITI MENURUT NEGARA ASAL / IMPORT BY COUNTRY OF ORIGIN  
DAN LIMA GOLONGAN BARANG (SITC) UTAMA / AND FIVE MAJOR SITC COMMODITY GROUP  
\*\*\* AGUSTUS/ AUGUST 2014 \*\*\***

Negara Asal/ SITC/ Uraian Golongan Barang <i>Country of Origin/ SITC/ group Description</i>	Berat Bersih / <i>Net Weight (Kg)</i>		Nilai CIF / <i>CIF Value (US\$)</i>	
	Bulan ini <i>Current month</i>	Kumulatif <i>Cum. Jan to date</i>	Bulan ini <i>Current month</i>	Kumulatif <i>Cum. Jan to date</i>
<b>NETHERLANDS</b>				
511 Hydrocarbon And Their Halogenated, Nitrated Derivatives	17 312	39 959 511	57 039	56 704 615
022 Milk,cream, And Milk Products Other Than Butter Or Cheese	484 025	10 716 662	1 978 519	40 878 441
098 Edible Products And Preparations	415 522	4 716 533	2 700 817	31 059 341
784 Parts And Accessories Of The Motor Vehicles	38 110	316 107	3 358 150	29 271 662
592 Starches, Inulin, And Wheat Glutenal Buminoidal Substances; Glues	1 882 051	11 161 868	3 673 624	23 398 427
LAINNYA	21 541 233	120 380 909	53 373 983	397 798 518
SUB TOTAL	24 378 253	187 251 590	65 142 132	579 111 004
<b>FRANCE</b>				
022 Milk,cream, And Milk Products Other Than Butter Or Cheese	3 809 585	33 282 442	12 097 464	99 365 262
891 Arms And Ammunitions	0	74 006	0	56 369 263
772 Electrical Apparatus For Making And Breaking Electrical Circuits	130 603	1 700 682	4 785 054	53 849 054
251 Pulp And Waste Paper	6 669 357	86 818 887	2 185 610	53 391 545
553 Perfumery, Cosmetics, And Toilet Preparations	119 883	719 106	7 853 745	51 040 232
LAINNYA	19 779 721	106 403 566	107 646 467	629 257 389
SUB TOTAL	30 509 149	228 998 689	134 568 340	943 272 745
<b>GERMANY, FED. REP. OF</b>				
728 Other Machines And Equipment Specialized For Particular Industry	1 068 720	11 446 634	48 772 002	405 423 434
745 Other Non-electical Machinery, Tools, And Mechanical Apparatus	257 635	2 449 130	27 076 821	151 380 035
776 Thermionic, Cold Cathode, And Photo Cathode Valves/tubes	17 455	110 535	14 472 154	102 066 875
741 Heating And Cooling Equipments And Parts	379 309	3 477 617	8 854 746	88 067 432
724 Textile/leather Machinery And Parts	154 248	4 256 676	4 012 062	87 120 345
LAINNYA	76 811 394	507 610 065	241 311 207	1 890 045 076
SUB TOTAL	78 688 761	529 350 657	344 498 992	2 724 103 197
<b>AUSTRIA</b>				
776 Thermionic, Cold Cathode, And Photo Cathode Valves/tubes	6 018	80 762	5 552 924	47 371 891
641 Papers And Paperboards	478 096	7 280 991	2 042 321	16 486 810
716 Rotating Electric Plants And Parts	406	537 840	17 371	16 023 212
728 Other Machines And Equipment Specialized For Particular Industry	211 779	451 107	7 472 262	15 300 749
727 Food Processing Machines And Parts	404	275 913	26 256	14 832 835
LAINNYA	2 997 634	18 373 832	12 010 445	126 786 606
SUB TOTAL	3 694 337	27 000 445	27 121 579	236 802 103
<b>BELGIUM</b>				
515 Organo-inorganic And Heterocyclic Compounds	1 250 869	16 502 048	4 815 234	54 222 649
022 Milk,cream, And Milk Products Other Than Butter Or Cheese	250 000	10 050 000	1 014 050	44 340 470
743 Pumps, Compressors, Fans, Blowers, Centrifuges, And Parts	165 663	915 834	2 715 787	26 524 053
541 Medicinal And Pharmaceutical Products	60 081	432 087	2 384 188	15 988 138
562 Fertilizers, Manufactured	6 336 400	34 182 792	2 199 056	13 072 267
LAINNYA	17 633 006	128 410 593	27 599 575	240 440 718
SUB TOTAL	25 696 019	190 493 354	40 727 890	394 588 295
<b>SWITZERLAND</b>				
714 Engines And Motors, Non-electric And Parts	2 100	43 130	613 423	41 377 197
542 Medicaments, Including Veterinary Medicaments	12 066	146 870	7 310 124	38 364 885
551 Essential Oils, Perfumes, And Flavour Materials	153 295	1 037 803	4 263 559	27 568 847
515 Organo-inorganic And Heterocyclic Compounds	187 742	921 361	1 547 477	19 524 662
726 Printing/book Binding Machinery And Parts	1 429	155 665	324 568	19 158 835
LAINNYA	3 937 041	18 461 746	37 278 700	253 491 522
SUB TOTAL	4 293 673	20 766 575	51 337 851	399 485 948
<b>LUXEMBOURG</b>				
676 Iron/steel Bars, Rods, Angles, Shaped And Sections	27 272	874 978	32 051	1 266 217
657 Special Yarns, textile Fabrics	0	46 584	0	547 638
893 Article Of Plastics	0	31 585	0	288 100
677 Rail/railway And Tractor Construction Of Iron/steel Materials	0	203 758	0	244 097
695 Tools For Used In The Hand Or In Machines	29	143	22 854	231 464
LAINNYA	731	128 422	96 936	1 288 774
SUB TOTAL	28 032	1 285 470	151 841	3 866 290

**I.6 IM POR KOM ODITI MENURUT NEGARA ASAL / IMPORT BY COUNTRY OF ORIGIN**  
**DAN LIMA GOLONGAN BARANG (SITC) UTAMA / AND FIVE MAJOR SITC COMMODITY GROUP**  
**\*\*\* AGUSTUS/ AUGUST 2014 \*\*\***

Negara Asal/ SITC/ Uraian Golongan Barang Country of Origin/ SITC/ group Description	Berat Bersih / Net Weight (Kg)		Nilai CIF / CIF Value (US\$)	
	Bulan ini Current month	Kumulatif Cum. Jan to date	Bulan ini Current month	Kumulatif Cum. Jan to date
<b>GIBRALTAR</b>				
676 Iron/steel Bars, Rods, Angels, Shaped And Sections	0	1	0	86
LAINNYA	0	0	0	0
SUB TOTAL	0	1	0	86
<b>MONACO</b>				
542 Medicaments, Including Veterinary Medicaments	0	180	0	261 193
514 Nitrogen-function Compounds	1 494	5 863	24 328	84 930
523 Metallicsalts And Peroxysalts	0	2 993	0	70 560
747 Taps, Cocks, And Valves For Pipes	55	55	24 025	24 025
551 Essential Oils, Perfumes, And Flavour Materials	59	1 194	960	23 287
LAINNYA	103	1 561	5 648	47 605
SUB TOTAL	1 711	11 846	54 961	511 600
<b>DENMARK</b>				
542 Medicaments, Including Veterinary Medicaments	8 345	70 943	3 030 402	26 339 390
022 Milk,cream, And Milk Products Other Than Butter Or Cheese	103 415	2 151 994	532 035	15 687 286
598 Miscellaneous Chemical Products	149 077	591 724	1 745 787	4 354 200
728 Other Machines And Equipment Specialized For Particular Industry	25 675	370 090	517 187	4 252 159
727 Food Processing Machines And Parts	5 061	86 873	227 460	4 117 070
LAINNYA	1 516 771	19 308 652	7 080 332	55 886 925
SUB TOTAL	1 808 344	22 580 276	13 133 203	110 637 030
<b>NORWAY</b>				
562 Fertilizers, Manufactured	8 845 560	89 345 419	4 429 448	43 543 354
251 Pulp And Waste Paper	3 235 700	29 781 229	624 565	7 760 467
034 Fish, Fresh, Chilled Or Frozen	20 645	1 979 351	181 349	5 946 197
874 Measuring, Checking, Analysing, And Controlling Instrument And Ap	2 052	56 444	1 727 673	5 572 250
598 Miscellaneous Chemical Products	678 061	3 263 166	796 446	4 461 161
LAINNYA	1 022 605	7 220 319	8 574 444	42 681 404
SUB TOTAL	13 804 623	131 645 928	16 333 925	109 964 833
<b>SWEDEN</b>				
764 Telecommunication Equipments And Parts	65 966	616 122	14 082 465	110 402 921
251 Pulp And Waste Paper	5 906 403	66 052 653	5 217 188	60 546 882
641 Papers And Paperboards	4 122 973	39 927 305	4 616 579	44 030 941
714 Engines And Motors, Non-electric And Parts	0	322 731	0	26 252 272
334 Petroleum Products, Refined	3 497 351	16 210 385	4 936 929	23 789 490
LAINNYA	2 812 110	34 564 722	24 824 519	215 672 201
SUB TOTAL	16 404 803	157 693 918	53 677 680	480 694 707
<b>FINLAND</b>				
764 Telecommunication Equipments And Parts	30 297	384 157	5 363 786	215 116 602
723 Civil Engineering And Contractor Plants And Equipments/ parts	189 001	841 645	8 034 195	28 900 377
641 Papers And Paperboards	2 731 239	22 377 333	2 843 714	20 586 321
772 Electrical Apparatus For Making And Breaking Electrical Circuits	1 078	488 399	80 321	9 968 369
725 Papermill/ pulpmill Machinery And Paper Cutting Machines	33 983	208 950	905 685	8 789 610
LAINNYA	1 393 390	12 972 845	10 288 127	86 263 681
SUB TOTAL	4 378 988	37 273 329	27 515 828	369 624 960
<b>IRELAND</b>				
793 Ships, Boats, And Floating Structures	0	1 659 000	0	14 000 000
551 Essential Oils, Perfumes, And Flavour Materials	59 822	732 821	679 187	8 761 289
022 Milk,cream, And Milk Products Other Than Butter Or Cheese	371 250	2 314 930	858 009	7 863 251
752 Automatic Data Processing Machines And Their Units	1 905	25 963	415 292	6 900 044
542 Medicaments, Including Veterinary Medicaments	111	4 980	726 558	6 198 794
LAINNYA	1 162 181	12 560 676	4 072 352	23 534 072
SUB TOTAL	1 595 269	17 298 370	6 751 398	67 257 450
<b>ITALY</b>				
745 Other Non-electical Machinery, Tools, And Mechanical Apparatus	320 147	1 713 957	19 915 489	146 629 993
728 Other Machines And Equipment Specialized For Particular Industry	634 832	5 557 367	26 907 355	141 841 759

**I.6 IMPOR KOMODITI MENURUT NEGARA ASAL / IMPORT BY COUNTRY OF ORIGIN  
DAN LIMA GOLONGAN BARANG (SITC) UTAMA / AND FIVE MAJOR SITC COMMODITY GROUP  
\*\*\* AGUSTUS/ AUGUST 2014 \*\*\***

Negara Asal/ SITC/ Uraian Golongan Barang <i>Country of Origin/ SITC/ group Description</i>	Berat Bersih / <i>Net Weight (Kg)</i>		Nilai CIF / <i>CIF Value (US\$)</i>	
	Bulan ini <i>Current month</i>	Kumulatif <i>Cum. Jan to date</i>	Bulan ini <i>Current month</i>	Kumulatif <i>Cum. Jan to date</i>
679 Tubes, Pipes, Hollow Profile, Pipe Fitting Of Iron/steel	4 161 277	30 035 722	9 947 567	66 479 092
725 Papermill/pulpmill Machinery And Paper Cutting Machines	464 376	3 041 044	8 970 761	63 110 079
747 Taps, Cocks, And Valves For Pipes	261 109	1 702 633	8 023 824	62 547 238
LAINNYA	34 073 854	196 718 600	97 823 817	692 666 635
<b>SUB TOTAL</b>	<b>39 915 595</b>	<b>238 769 323</b>	<b>171 588 813</b>	<b>1 173 274 796</b>
<b>SPAIN</b>				
679 Tubes, Pipes, Hollow Profile, Pipe Fitting Of Iron/steel	793 800	5 029 115	10 267 589	55 318 876
792 Aircraft And Associated Equipments And Parts	2 799	166 970	970 263	30 445 705
691 Structures And Parts Of Iron/ steel Or Aluminium	23 727	5 469 433	18 220	26 907 673
533 Pigments, Paints, Varnishes, And Related Materials	1 933 823	12 405 531	2 318 307	16 860 787
542 Medicaments, Including Veterinary Medicaments	49 737	156 695	1 458 379	11 072 509
LAINNYA	5 357 858	41 121 663	23 395 073	212 469 479
<b>SUB TOTAL</b>	<b>8 161 744</b>	<b>64 349 407</b>	<b>38 427 831</b>	<b>353 075 029</b>
<b>PORTUGAL</b>				
511 Hydrocarbon And Their Halogenated, Nitrated Derivatives	0	15 207 079	0	15 362 845
845 Articles Of Apparel	18 919	95 940	901 528	4 681 172
764 Telecommunication Equipments And Parts	619	3 497	302 843	4 662 775
844 Women's Coats/jackets, Knitted	3 280	29 181	163 447	1 595 544
842 Women's Coats/jacket, Not Knitted	1 710	20 230	124 569	1 544 332
LAINNYA	92 197	2 490 536	1 347 253	12 882 701
<b>SUB TOTAL</b>	<b>116 725</b>	<b>17 846 463</b>	<b>2 839 640</b>	<b>40 729 369</b>
<b>ICELAND</b>				
034 Fish, Fresh, Chilled Or Frozen	0	348 720	0	497 694
411 Animal Oils And Fats	0	42 940	0	207 149
727 Food Processing Machines And Parts	0	4 630	0	141 959
542 Medicaments, Including Veterinary Medicaments	0	914	0	109 479
523 Metallsalts And Peroxysalts	0	200	0	9 455
LAINNYA	10	621	781	12 414
<b>SUB TOTAL</b>	<b>10</b>	<b>398 025</b>	<b>781</b>	<b>978 150</b>
<b>GREECE</b>				
263 Cotton	240 062	12 592 224	539 050	26 859 912
251 Pulp And Waste Paper	15 795 161	45 095 890	3 206 279	9 296 957
121 Tobacco, Unmanufactured And Refused	652 720	1 024 874	5 612 517	8 454 254
793 Ships, Boats, And Floating Structures	0	4 949 026	0	5 996 276
522 Inorganic Chemical Elements, Oxides And Halogen Salts	0	880 315	0	1 537 088
LAINNYA	785 281	9 180 904	1 170 377	9 892 567
<b>SUB TOTAL</b>	<b>17 473 224</b>	<b>73 723 233</b>	<b>10 528 223</b>	<b>62 037 054</b>
<b>VATICAN CITY STATE</b>				
248 Wood,simply Worked And Railway Sleeper Of Wood	44 280	63 215	38 272	57 980
747 Taps, Cocks, And Valves For Pipes	0	1 491	0	36 738
742 Pumps For Liquid And Parts	0	156	0	5 639
713 Internal Combustion Piston Engines And Parts	0	25	0	538
LAINNYA	0	0	0	0
<b>SUB TOTAL</b>	<b>44 280</b>	<b>64 887</b>	<b>38 272</b>	<b>100 895</b>
<b>ANDORRA</b>				
334 Petroleum Products, Refined	0	7 768 014	0	8 454 320
728 Other Machines And Equipment Specialized For Particular Industry	0	286	0	1 610
656 Tulle,lace,embroidery,ribbons,trimmings And Other Small Wares	0	23	0	558
679 Tubes, Pipes, Hollow Profile, Pipe Fitting Of Iron/steel	0	55	0	1
LAINNYA	0	0	0	0
<b>SUB TOTAL</b>	<b>0</b>	<b>7 768 378</b>	<b>0</b>	<b>8 456 489</b>
<b>LIECHTENSTEIN</b>				
772 Electrical Apparatus For Making And Breaking Electrical Circuits	1 296	6 137	53 775	245 516
533 Pigments, Paints, Varnishes, And Related Materials	750	5 980	19 069	146 355
778 Electrical Machinery And Apparatus	0	271	0	10 022

**I.6 IM POR KOM ODITI MENURUT NEGARA ASAL / IMPORT BY COUNTRY OF ORIGIN  
DAN LIMA GOLONGAN BARANG (SITC) UTAMA / AND FIVE MAJOR SITC COMMODITY GROUP  
\*\*\* AGUSTUS/ AUGUST 2014 \*\*\***

Negara Asal/ SITC/ Uraian Golongan Barang <i>Country of Origin/ SITC/ group Description</i>	Berat Bersih / <i>Net Weight (Kg)</i>		Nilai CIF / <i>CIF Value (US\$)</i>	
	Bulan ini <i>Current month</i>	Kumulatif <i>Cum. Jan to date</i>	Bulan ini <i>Current month</i>	Kumulatif <i>Cum. Jan to date</i>
742 Pumps For Liquid And Parts	0	209	0	6 671
893 Article Of Plastics	0	61	0	6 388
LAINNYA	1	61	241	8 549
<b>SUB TOTAL</b>	<b>2 047</b>	<b>12 719</b>	<b>73 085</b>	<b>423 501</b>
<b>DEMOCRATIC REP. OF THE CONGO</b>				
292 Crude Vegetable Materials	94 440	838 684	232 685	2 054 253
248 Wood, simply Worked And Railway Sleeper Of Wood	0	36 290	0	26 849
874 Measuring, Checking, Analysing, And Controlling Instrument And Ap	0	7	0	5 087
745 Other Non-electrical Machinery, Tools, And Mechanical Apparatus	0	5	0	2 176
895 Office And Stationery Supplies	2	2	1 598	1 598
LAINNYA	0	5	0	89
<b>SUB TOTAL</b>	<b>94 442</b>	<b>874 993</b>	<b>234 283</b>	<b>2 090 052</b>
<b>HUNGARY</b>				
741 Heating And Cooling Equipments And Parts	3 137	271 758	58 731	7 579 341
728 Other Machines And Equipment Specialized For Particular Industry	128	49 566	12 727	4 309 515
772 Electrical Apparatus For Making And Breaking Electrical Circuits	1 866	398 954	96 372	4 264 686
541 Medicinal And Pharmaceutical Products	1 176	17 430	226 224	3 645 099
778 Electrical Machinery And Apparatus	7 683	72 258	303 291	2 902 086
LAINNYA	271 172	1 746 236	1 880 317	22 827 398
<b>SUB TOTAL</b>	<b>285 162</b>	<b>2 556 202</b>	<b>2 577 662</b>	<b>45 528 125</b>
<b>POLAND</b>				
022 Milk, cream, And Milk Products Other Than Butter Or Cheese	462 000	9 486 000	763 375	17 875 461
098 Edible Products And Preparations	423 862	2 490 192	2 034 076	9 927 915
553 Perfumery, Cosmetics, And Toilet Preparations	166 913	760 954	1 512 535	7 502 358
696 Cutlery	11 047	165 007	400 900	5 221 840
778 Electrical Machinery And Apparatus	83 180	533 452	610 486	4 219 493
LAINNYA	2 034 771	24 721 371	4 385 773	49 181 301
<b>SUB TOTAL</b>	<b>3 181 773</b>	<b>38 156 976</b>	<b>9 707 145</b>	<b>93 928 368</b>
<b>ROMANIA</b>				
679 Tubes, Pipes, Hollow Profile, Pipe Fitting Of Iron/ steel	105 950	557 584	702 171	2 209 513
842 Women's Coats/jacket, Not Knitted	4 345	40 789	245 267	2 130 048
744 Mechanical Handling Equipments And Parts	416 000	416 000	979 433	979 433
723 Civil Engineering And Contractor Plants And Equipments/ parts	57 778	62 664	718 989	791 197
122 Tobacco, Manufactured	24 960	136 993	131 284	724 386
LAINNYA	223 296	1 746 177	2 004 732	10 445 019
<b>SUB TOTAL</b>	<b>832 329</b>	<b>2 960 207</b>	<b>4 781 876</b>	<b>17 279 596</b>
<b>BULGARIA</b>				
121 Tobacco, Unmanufactured And Refused	15 239	913 987	86 293	8 093 697
523 Metallic salts And Peroxysalts	1 611 250	25 164 334	418 983	5 812 864
081 Feeding Stuff For Animals	99 500	917 636	547 916	4 263 084
776 Thermionic, Cold Cathode, And Photo Cathode Valves/ tubes	27	218	321 374	2 464 927
772 Electrical Apparatus For Making And Breaking Electrical Circuits	3 221	88 793	98 471	2 284 437
LAINNYA	385 956	3 001 489	842 386	5 888 338
<b>SUB TOTAL</b>	<b>2 115 193</b>	<b>30 086 457</b>	<b>2 315 423</b>	<b>28 807 347</b>
<b>SERBIA</b>				
748 Transmission Shafts And Cranks	0	183	0	876
746 Ball Or Roller Bearings	0	38	0	65
LAINNYA	0	0	0	0
<b>SUB TOTAL</b>	<b>0</b>	<b>221</b>	<b>0</b>	<b>941</b>
<b>ALBANIA</b>				
671 Pig Iron, spiegeleisen, sponge Iron, And Ferro-alloys	125 400	375 289	206 865	596 705
841 Men's Coats/jackets, Not Knitted	109	974	6 122	54 869
842 Women's Coats/jacket, Not Knitted	4	104	994	26 461
851 Footwears	75	635	2 436	24 299

**I.6 IM POR KOM ODITI MENURUT NEGARA ASAL / IMPORT BY COUNTRY OF ORIGIN  
DAN LIMA GOLONGAN BARANG (SITC) UTAMA / AND FIVE MAJOR SITC COMMODITY GROUP  
\*\*\* AGUSTUS/ AUGUST 2014 \*\*\***

Negara Asal/ SITC/ Uraian Golongan Barang <i>Country of Origin/ SITC/ group Description</i>	Berat Bersih / <i>Net Weight (Kg)</i>		Nilai CIF / <i>CIF Value (US\$)</i>	
	Bulan ini <i>Current month</i>	Kumulatif <i>Cum. Jan to date</i>	Bulan ini <i>Current month</i>	Kumulatif <i>Cum. Jan to date</i>
845 Articles Of Apparel	0	101	0	5 370
LAINNYA	0	653	0	5 143
<b>SUB TOTAL</b>	<b>125 588</b>	<b>377 756</b>	<b>216 417</b>	<b>712 847</b>
<b>ARMENIA</b>				
741 Heating And Cooling Equipments And Parts	0	15 797	0	195 158
791 Railway Vehicles And Associated Equipments	164	164	13 874	13 874
784 Parts And Accessories Of The Motor Vehicles	4	225	101	7 895
841 Men's Coats/jackets, Not Knitted	0	33	0	3 067
772 Electrical Apparatus For Making And Breaking Electrical Circuits	18	86	877	2 715
LAINNYA	68	96	3 258	4 015
<b>SUB TOTAL</b>	<b>254</b>	<b>16 401</b>	<b>18 110</b>	<b>226 724</b>
<b>AZERBAIJAN</b>				
333 Petroleum Oil, Crude	265 930 381	2 143 538 087	219 395 080	1 807 708 105
749 Non-electric Parts And Accessories Of Machineries	0	8	0	4 060
747 Taps, Cocks, And Valves For Pipes	0	1	0	2 700
772 Electrical Apparatus For Making And Breaking Electrical Circuits	0	2	0	116
LAINNYA	0	0	0	0
<b>SUB TOTAL</b>	<b>265 930 381</b>	<b>2 143 538 098</b>	<b>219 395 080</b>	<b>1 807 714 981</b>
<b>BELARUS</b>				
562 Fertilizers, Manufactured	141 615 000	444 799 200	42 011 963	127 912 041
625 Rubber Tyre, tyre Cases, tyre Treads, inner Tubes, And Tyre Flaps	13 383	419 337	69 131	1 400 429
891 Arms And Ammunitions	0	1 028	0	669 750
592 Starches, Inulin, And Wheat Glutenal Buminoidal Substances; Glues	0	15 000	0	177 131
575 Other Plastics In Primary Forms	20 000	20 000	50 500	50 500
LAINNYA	1	22 967	15	44 827
<b>SUB TOTAL</b>	<b>141 648 384</b>	<b>445 277 532</b>	<b>42 131 609</b>	<b>130 254 678</b>
<b>KAZAKHSTAN</b>				
686 Zinc	375 294	6 746 076	948 836	15 434 885
671 Pig Iron, spiegeleisen, sponge Iron, And Ferro-alloys	0	260 000	0	738 993
122 Tobacco, Manufactured	0	5	0	51 660
874 Measuring, Checking, Analysing, And Controlling Instrument And Ap	0	99	0	24 302
695 Tools For Used In The Hand Or In Machines	0	154	0	14 947
LAINNYA	6	103	3 549	25 384
<b>SUB TOTAL</b>	<b>375 300</b>	<b>7 006 437</b>	<b>952 385</b>	<b>16 290 171</b>
<b>KYRGYZSTAN</b>				
726 Printing/ book Binding Machinery And Parts	0	10 020	0	96 000
653 Fabrics, Woven, Of Man-made Fibres	0	30 747	0	89 907
098 Edible Products And Preparations	20 000	20 000	53 400	53 400
675 Flat Rolled Products And Alloy Steels	0	85 123	0	49 104
575 Other Plastics In Primary Forms	0	14 400	0	45 360
LAINNYA	262	69 649	15 337	207 581
<b>SUB TOTAL</b>	<b>20 262</b>	<b>229 939</b>	<b>68 737</b>	<b>541 352</b>
<b>MOLDOVA, REPUBLIC OF</b>				
041 Wheat And Meslin, Unmilled	4 546 805	17 092 148	1 269 619	4 924 869
842 Women's Coats/jacket, Not Knitted	597	6 294	21 120	256 132
845 Articles Of Apparel	186	2 374	5 853	86 241
831 Travel Goods	0	3 414	0	81 614
844 Women's Coats/jackets, Knitted	349	2 136	12 528	70 077
LAINNYA	1	3 885	3	16 619
<b>SUB TOTAL</b>	<b>4 547 938</b>	<b>17 110 251</b>	<b>1 309 123</b>	<b>5 435 552</b>
<b>TAJKISTAN</b>				
629 Articles Of Rubbers	0	145	0	4 974
759 Parts And Accessories For Machine Of Heading 751 Or 752	0	10	0	1 050
LAINNYA	0	0	0	0
<b>SUB TOTAL</b>	<b>0</b>	<b>155</b>	<b>0</b>	<b>6 024</b>



**I.6 IM POR KOM ODITI MENURUT NEGARA ASAL / IMPORT BY COUNTRY OF ORIGIN  
DAN LIMA GOLONGAN BARANG (SITC) UTAMA / AND FIVE MAJOR SITC COMMODITY GROUP  
\*\*\* AGUSTUS/ AUGUST 2014 \*\*\***

Negara Asal/ SITC/ Uraian Golongan Barang <i>Country of Origin/ SITC/ group Description</i>	Berat Bersih / <i>Net Weight (Kg)</i>		Nilai CIF / <i>CIF Value (US\$)</i>	
	Bulan ini <i>Current month</i>	Kumulatif <i>Cum. Jan to date</i>	Bulan ini <i>Current month</i>	Kumulatif <i>Cum. Jan to date</i>
<b>TURKMENISTAN</b>				
263 Cotton	22 937	22 937	77 115	77 115
841 Men's Coats/jackets, Not Knitted	523	2 258	16 549	73 226
842 Women's Coats/jacket, Not Knitted	0	59	0	2 100
843 Men's Coats/jackets, Knitted	0	6	0	194
LAINNYA	0	0	0	0
SUB TOTAL	23 460	25 260	93 664	152 635
<b>UKRAINE</b>				
672 Ingots And Other Iron/steel In Primary Forms	2 148 528	165 464 482	1 749 824	90 927 285
673 Flat Rolled Products, Not Clad	15 326 877	96 616 099	10 051 318	63 477 614
041 Wheat And Meslin, Unmilled	0	138 867 295	0	39 423 675
675 Flat Rolled Products And Alloy Steels	40 305	6 519 185	50 269	5 204 093
674 Flat Rolled Products, Clad Or Plated	738 494	5 011 093	570 065	4 112 539
LAINNYA	1 798 976	32 856 918	1 259 314	18 039 017
SUB TOTAL	20 053 180	445 335 072	13 680 790	221 184 223
<b>UZBEKISTAN</b>				
713 Internal Combustion Piston Engines And Parts	0	278 548	0	3 605 726
251 Pulp And Waste Paper	0	565 740	0	1 042 613
263 Cotton	0	50 872	0	94 209
747 Taps, Cocks, And Valves For Pipes	0	84	0	2 284
748 Transmission Shafts And Cranks	0	57	0	1 381
LAINNYA	0	8	0	217
SUB TOTAL	0	895 309	0	4 746 430
<b>LITHUANIA</b>				
022 Milk,cream, And Milk Products Other Than Butter Or Cheese	350 000	1 700 000	484 810	2 433 345
562 Fertilizers, Manufactured	0	6 289 600	0	1 815 397
041 Wheat And Meslin, Unmilled	0	3 006 340	0	1 016 143
821 Furnitures And Parts	30 824	43 121	91 091	131 997
842 Women's Coats/jacket, Not Knitted	82	707	12 430	92 173
LAINNYA	88 997	301 714	174 118	658 319
SUB TOTAL	469 903	11 341 482	762 449	6 147 374
<b>LATVIA</b>				
282 Waste And Scrap Metal Of Iron/ steel	502 460	1 003 980	213 546	430 453
046 Meal And Flour Of Wheat And Flour Of Meslin	0	400 000	0	154 400
288 Non-ferrous Base Metal Waste And Scraps	65 000	86 920	98 154	130 267
784 Parts And Accessories Of The Motor Vehicles	339	3 667	9 495	103 589
515 Organo-inorganic And Heterocyclic Compounds	5	40	4 608	66 620
LAINNYA	8 884	49 325	81 896	458 351
SUB TOTAL	576 688	1 543 932	407 699	1 343 680
<b>ESTONIA</b>				
723 Civil Engineering And Contractor Plants And Equipments/ parts	23 500	23 542	419 558	420 207
764 Telecommunication Equipments And Parts	315	8 619	11 856	322 490
525 Radioactive And Associated Materials	0	40 000	0	226 400
641 Papers And Paperboards	0	179 040	0	168 060
232 Synthetic Rubber Latex, Synthetic/ reclaimed Rubber	21 600	43 200	72 274	145 757
LAINNYA	3 681	127 840	87 881	736 430
SUB TOTAL	49 096	422 241	591 569	2 019 344
<b>GEORGIA</b>				
792 Aircraft And Associated Equipments And Parts	1 950	11 751	521 236	4 395 729
685 Lead	0	167 970	0	334 116
679 Tubes, Pipes, Hollow Profile, Pipe Fitting Of Iron/steel	0	17 719	0	322 370
335 Residual Petroleum Products, And Related Materials	0	101 755	0	128 211
842 Women's Coats/jacket, Not Knitted	0	3 309	0	120 569
LAINNYA	25 310	52 815	106 217	310 374
SUB TOTAL	27 260	355 319	627 453	5 611 369

**I.6 IM POR KOM ODITI MENURUT NEGARA ASAL / IMPORT BY COUNTRY OF ORIGIN  
DAN LIMA GOLONGAN BARANG (SITC) UTAMA / AND FIVE MAJOR SITC COMMODITY GROUP  
\*\*\* AGUSTUS/ AUGUST 2014 \*\*\***

Negara Asal/ SITC/ Uraian Golongan Barang <i>Country of Origin/ SITC/ group Description</i>	Berat Bersih / <i>Net Weight (Kg)</i>		Nilai CIF / <i>CIF Value (US\$)</i>	
	Bulan ini <i>Current month</i>	Kumulatif <i>Cum. Jan to date</i>	Bulan ini <i>Current month</i>	Kumulatif <i>Cum. Jan to date</i>
<b>CROATIA</b>				
121 Tobacco, Unmanufactured And Refused	0	1 122 600	0	5 081 190
273 Stone, Sand And Gravel	0	995 280	0	639 864
248 Wood, simply Worked And Railway Sleeper Of Wood	71 000	478 289	56 331	404 438
737 Metalworking Machinery And Parts	6 527	73 807	31 758	397 862
663 Mineral Manufactures	0	234 790	0	387 362
LAINNYA	529 396	730 745	298 820	2 311 616
SUB TOTAL	606 923	3 635 511	386 909	9 222 332
<b>BOSNIA AND HERZEGOVINA</b>				
851 Footwears	0	149 035	0	122 408
747 Taps, Cocks, And Valves For Pipes	27	379	3 807	40 271
248 Wood, simply Worked And Railway Sleeper Of Wood	0	46 055	0	32 420
821 Furnitures And Parts	3 171	3 171	12 995	12 995
775 Household Type, Electrical/ non-electrical Equipments	0	155	0	3 739
LAINNYA	356	603	2 304	10 511
SUB TOTAL	3 554	199 398	19 106	222 344
<b>MALTA</b>				
542 Medicaments, Including Veterinary Medicaments	0	4 631	0	863 005
251 Pulp And Waste Paper	0	1 025 500	0	168 363
778 Electrical Machinery And Apparatus	0	1 546	0	167 016
579 Waste And Scrap Of Plastics	0	138 088	0	61 578
515 Organo-inorganic And Heterocyclic Compounds	2	106	340	49 212
LAINNYA	90	2 937	4 727	136 148
SUB TOTAL	92	1 172 808	5 067	1 445 322
<b>SLOVAKIA</b>				
737 Metalworking Machinery And Parts	1 678	105 779	8 597	616 802
759 Parts And Accessories For Machine Of Heading 751 Or 752	350	4 841	27 600	606 459
514 Nitrogen-function Compounds	0	380 000	0	600 400
781 Passenger Motor Cars	9 300	31 051	183 910	577 852
778 Electrical Machinery And Apparatus	2 491	18 177	55 633	449 263
LAINNYA	170 528	635 128	861 857	5 021 207
SUB TOTAL	184 347	1 174 976	1 137 597	7 871 983
<b>SLOVENIA</b>				
542 Medicaments, Including Veterinary Medicaments	0	3 967	0	1 677 307
737 Metalworking Machinery And Parts	67 640	337 100	220 139	1 104 653
699 Manufactures Of Base Metals	3 612	33 856	61 599	515 730
541 Medicinal And Pharmaceutical Products	1	4 501	25 000	508 750
893 Article Of Plastics	10 842	80 737	34 825	392 099
LAINNYA	42 626	672 711	397 358	4 512 555
SUB TOTAL	124 721	1 132 872	738 921	8 711 094
<b>CZECH REPUBLIC</b>				
251 Pulp And Waste Paper	6 302 338	54 637 402	5 555 462	48 543 973
714 Engines And Motors, Non-electric And Parts	266 839	267 059	8 505 000	8 576 989
743 Pumps, Compressors, Fans, Blowers, Centrifuges, And Parts	45 694	329 951	886 535	5 671 446
514 Nitrogen-function Compounds	212 060	2 170 520	433 502	4 470 744
772 Electrical Apparatus For Making And Breaking Electrical Circuits	11 579	265 417	567 299	4 030 037
LAINNYA	301 327	6 231 349	2 598 184	40 607 480
SUB TOTAL	7 139 837	63 901 698	18 545 982	111 900 669
<b>SOUTH GEORGIA AND THE SOUTH SA</b>				
672 Ingots And Other Iron/ steel In Primary Forms	0	25	0	370
LAINNYA	0	0	0	0
SUB TOTAL	0	25	0	370
<b>REP. OF MACEDONIA</b>				
121 Tobacco, Unmanufactured And Refused	0	30 950	0	195 592
842 Women's Coats/ jacket, Not Knitted	308	1 037	51 289	132 329

**I.6 IM POR KOM ODITI MENURUT NEGARA ASAL / IMPORT BY COUNTRY OF ORIGIN  
DAN LIMA GOLONGAN BARANG (SITC) UTAMA / AND FIVE MAJOR SITC COMMODITY GROUP  
\*\*\* AGUSTUS/ AUGUST 2014 \*\*\***

Negara Asal/ SITC/ Uraian Golongan Barang <i>Country of Origin/ SITC/ group Description</i>	Berat Bersih / <i>Net Weight (Kg)</i>		Nilai CIF / <i>CIF Value (US\$)</i>	
	Bulan ini <i>Current month</i>	Kumulatif <i>Cum. Jan to date</i>	Bulan ini <i>Current month</i>	Kumulatif <i>Cum. Jan to date</i>
845 Articles Of Apparel	68	185	10 056	21 321
841 Men's Coats/jackets, Not Knitted	66	126	10 945	14 500
844 Women's Coats/jackets, Knitted	23	240	2 045	9 742
LAINNYA	1	40	120	2 100
<b>SUB TOTAL</b>	<b>466</b>	<b>32 578</b>	<b>74 455</b>	<b>375 584</b>
<b>FAEROE ISLANDS</b>				
034 Fish, Fresh, Chilled Or Frozen	0	24 309	0	155 536
597 Additive For Mineral Oils	0	231	0	6 200
LAINNYA	0	0	0	0
<b>SUB TOTAL</b>	<b>0</b>	<b>24 540</b>	<b>0</b>	<b>161 736</b>
<b>RUSSIA FEDERATION</b>				
672 Ingots And Other Iron/steel In Primary Forms	100 705 655	1 076 236 505	54 569 594	572 483 529
334 Petroleum Products, Refined	62 812 778	238 252 760	57 134 474	217 806 321
562 Fertilizers, Manufactured	61 112 604	455 729 607	19 026 637	138 873 845
333 Petroleum Oil, Crude	0	81 113 671	0	66 334 293
278 Other Crude Minerals	5 505 000	57 887 625	3 385 819	34 022 077
LAINNYA	33 092 108	174 686 028	22 054 134	143 217 842
<b>SUB TOTAL</b>	<b>263 228 145</b>	<b>2 083 906 196</b>	<b>156 170 658</b>	<b>1 172 737 907</b>
<b>SERBIA</b>				
891 Arms And Ammunitions	0	54 084	0	5 568 127
098 Edible Products And Preparations	4 000	44 400	53 280	594 924
122 Tobacco, Manufactured	0	1 641	0	77 896
629 Articles Of Rubbers	304	601	11 404	18 530
112 Alcoholic Beverages	0	3 324	0	16 111
LAINNYA	940	11 216	13 071	96 770
<b>SUB TOTAL</b>	<b>5 244</b>	<b>115 266</b>	<b>77 755</b>	<b>6 372 358</b>
<b>MONTENEGRO</b>				
845 Articles Of Apparel	0	20	0	700
842 Women's Coats/jacket, Not Knitted	0	9	0	328
743 Pumps, Compressors, Fans, Blowers, Centrifuges, And Parts	0	2	0	283
874 Measuring, Checking, Analysing, And Controlling Instrument And Ap	0	4	0	122
748 Transmission Shafts And Cranks	0	9	0	56
LAINNYA	0	1	0	7
<b>SUB TOTAL</b>	<b>0</b>	<b>45</b>	<b>0</b>	<b>1 496</b>

**I.7 IMPOR KOMODITI TERTENTU MENURUT NEGARA ASAL UTAMA**  
**CERTAIN COMMODITIES IMPORT BY MAIN COUNTRY OF ORIGIN**  
**\*\*\* AGUSTUS/ AUGUST 2014 \*\*\***

Komoditi <i>Commodity</i>	Negara Asal <i>Country of Origin</i>	Berat Bersih / <i>Net Weight (Kg)</i>		Nilai CIF / <i>CIF Value (US\$)</i>	
		Bulan ini <i>Current month</i>	Kumulatif <i>Cum. Jan to date</i>	Bulan ini <i>Current month</i>	Kumulatif <i>Cum. Jan to date</i>
<b>Beras</b>					
	THAILAND	19 350 000	8 264 598	112 263 600	52 134 507
	INDIA	8 969 980	3 662 355	74 666 020	27 801 781
	VIETNAM	28 499 850	13 283 430	34 705 850	16 560 596
	PAKISTAN	15 450 000	6 017 620	26 400 000	10 157 170
	MYANMAR	1 000 000	308 000	9 136 000	2 994 152
	Lainnya	420 954	700 380	1 936 810	2 895 999
	Subtotal	73 690 784	32 236 383	259 108 280	112 544 205
<b>Jagung</b>					
	INDIA	52 251 800	13 354 419	1 090 350 627	276 040 904
	BRAZIL	0	0	362 621 889	89 265 896
	ARGENTINA	87 133 400	22 130 841	268 184 073	71 046 878
	UNITED STATES	11 404 945	2 941 955	84 772 493	23 283 975
	THAILAND	74 697	441 557	10 090 771	6 300 114
	Lainnya	92 000	25 889	11 543 304	2 818 760
	Subtotal	150 956 842	38 894 661	1 827 563 157	468 756 527
<b>Kedelai</b>					
	UNITED STATES	112 183 262	70 941 408	1 502 021 270	909 233 092
	CANADA	344 162	224 674	21 174 828	12 676 494
	URUGUAY	4 487 930	2 718 232	12 334 155	7 516 669
	MALAYSIA	1 361 804	1 049 892	8 818 856	6 342 618
	ARGENTINA	5 392 960	3 232 892	10 149 500	6 124 593
	Lainnya	1 276 020	647 028	9 665 343	5 352 142
	Subtotal	125 046 138	78 814 126	1 564 163 952	947 245 608
<b>Biji Gandum dan Meslin</b>					
	AUSTRALIA	343 218 975	108 689 275	2 809 374 456	901 144 000
	CANADA	116 963 720	40 111 450	793 421 303	274 950 122
	UNITED STATES	51 924 558	20 006 772	755 010 455	263 611 112
	INDIA	22 279 385	6 793 934	353 069 846	108 605 606
	UKRAINE	0	0	138 867 295	39 423 675
	Lainnya	5 865 505	1 588 744	86 211 339	27 191 131
	Subtotal	540 252 143	177 190 175	4 935 954 694	1 614 925 646
<b>Tepung Terigu</b>					
	TURKEY	6 289 000	2 120 177	51 252 300	17 013 757
	SRI LANKA	3 483 000	1 470 600	29 522 000	12 674 220
	INDIA	5 481 037	2 010 540	24 335 019	8 952 891
	MALAYSIA	125 000	55 637	8 207 830	3 998 450
	UKRAINE	710 000	267 040	10 666 200	3 989 267
	Lainnya	985 000	465 572	9 366 335	4 364 922
	Subtotal	17 073 037	6 389 566	133 349 684	50 993 507
<b>Gula Pasir</b>					
	THAILAND	0	0	10 375 000	5 273 175
	GERMANY, FED. REP. OF	1 500	7 236	1 500	7 236
	SINGAPORE	0	0	557	4 692
	UNITED STATES	45	1 815	45	1 815
	AUSTRALIA	0	0	63	209
	Lainnya	0	0	25	37
	Subtotal	1 545	9 051	10 377 190	5 287 164

**I.7 IM POR KOM ODITI TERTENTU M ENURUT NEGARA ASAL UTAM A**  
**CERTAIN COM M ODITIES IM PORT BY M AIN COUNTRY OF ORIGIN**  
**\*\*\* AGUSTUS/ AUGUST 2014 \*\*\***

Komoditi <i>Commodity</i>	Negara Asal <i>Country of Origin</i>	Berat Bersih / <i>Net Weight (Kg)</i>		Nilai CIF / <i>CIF Value (US\$)</i>	
		Bulan ini <i>Current month</i>	Kumulatif <i>Cum. Jan to date</i>	Bulan ini <i>Current month</i>	Kumulatif <i>Cum. Jan to date</i>
<b>Gula Tebu</b>					
	THAILAND	144 746 000	62 449 179	1 289 805 898	573 040 640
	AUSTRALIA	87 000 000	38 680 420	557 142 690	249 702 113
	BRAZIL	0	0	278 832 277	132 175 675
	SOUTH AFRICA	0	0	82 560 000	36 117 068
	KOREA, REPUBLIC OF	0	0	4 995	6 584
	Lainnya	0	0	0	0
	Subtotal	231 746 000	101 129 599	2 208 345 860	991 042 080
<b>Daging Jenis Lembu</b>					
	AUSTRALIA	8 282 151	33 315 832	48 717 327	203 518 104
	NEW ZEALAND	1 509 135	6 088 502	16 597 708	71 888 159
	UNITED STATES	261 870	1 205 171	4 543 471	18 738 066
	SINGAPORE	0	0	47 032	175 242
	FRANCE	24 994	141 583	24 994	141 583
	Lainnya	0	0	0	0
	Subtotal	10 078 150	40 751 088	69 930 532	294 461 154
<b>Jenis Lembu</b>					
	AUSTRALIA	25 763 028	69 516 232	154 251 729	426 250 971
	UNITED KINGDOM	0	0	800	27 011
	Lainnya	0	0	0	0
	Subtotal	25 763 028	69 516 232	154 252 529	426 277 982
<b>Daging Ayam</b>					
	BELGIUM	0	0	100	1 684
	Lainnya	0	0	0	0
	Subtotal	0	0	100	1 684
<b>Garam</b>					
	AUSTRALIA	178 967 000	7 810 320	1 191 068 008	54 349 037
	INDIA	0	0	235 596 169	9 838 417
	CHINA	10 545 000	935 695	24 341 001	1 996 219
	NEW ZEALAND	144 000	60 096	1 536 000	607 248
	GERMANY, FED. REP. OF	37 000	49 791	197 825	277 415
	Lainnya	104 313	29 840	1 059 429	344 730
	Subtotal	189 797 313	8 885 742	1 453 798 432	67 413 066
<b>Mentega</b>					
	NEW ZEALAND	1 208 184	5 393 992	10 057 784	48 521 362
	BELGIUM	157 210	926 153	1 786 117	11 182 440
	NETHERLANDS	230 351	1 322 416	1 321 837	4 435 094
	FRANCE	66 849	462 616	524 258	3 720 892
	AUSTRALIA	36 350	174 063	431 250	2 040 138
	Lainnya	15 200	76 000	393 965	2 052 525
	Subtotal	1 714 144	8 355 240	14 515 211	71 952 451
<b>Minyak Goreng</b>					
	MALAYSIA	1 276 773	1 566 471	13 378 234	15 491 196
	SINGAPORE	183 660	299 835	930 857	1 351 671
	THAILAND	131 200	178 856	790 900	1 089 237

**I.7 IM POR KOM ODITI TERTENTU M ENURUT NEGARA ASAL UTAM A**  
**CERTAIN COM M ODITIES IM PORT BY M AIN COUNTRY OF ORIGIN**  
**\*\*\* AGUSTUS/ AUGUST 2014 \*\*\***

Komoditi <i>Commodity</i>	Negara Asal <i>Country of Origin</i>	Berat Bersih / <i>Net Weight (Kg)</i>		Nilai CIF / <i>CIF Value (US\$)</i>	
		Bulan ini <i>Current month</i>	Kumulatif <i>Cum. Jan to date</i>	Bulan ini <i>Current month</i>	Kumulatif <i>Cum. Jan to date</i>
	AUSTRALIA	0	0	800 138	1 041 549
	UNITED STATES	48 723	115 394	250 983	518 580
	Lainnya	24 940	39 307	244 467	367 553
	Subtotal	1 665 296	2 199 863	16 395 579	19 859 786
<b>Susu</b>					
	NEW ZEALAND	5 266 845	22 726 676	38 269 391	187 408 717
	UNITED STATES	3 705 879	15 778 503	30 753 747	136 709 623
	AUSTRALIA	2 953 657	13 661 565	22 676 666	110 951 647
	FRANCE	1 855 150	7 754 027	14 109 368	60 380 364
	BELGIUM	250 000	1 014 050	9 800 000	43 266 470
	Lainnya	2 358 918	11 578 101	22 292 000	99 928 909
	Subtotal	16 390 449	72 512 922	137 901 172	638 645 730
<b>Bawang Merah</b>					
	THAILAND	0	0	20 512 146	9 716 059
	INDIA	0	0	26 430 978	7 438 657
	VIET NAM	225 000	112 500	11 165 900	5 373 519
	PHILIPPINES	308 025	150 977	1 913 605	942 268
	Lainnya	0	0	0	0
	Subtotal	533 025	263 477	60 022 629	23 470 503
<b>Bawang Putih</b>					
	CHINA	59 359 387	42 000 920	341 724 347	244 858 633
	TAIWAN	108 000	40 702	1 958 000	782 519
	VIET NAM	0	0	290 000	203 000
	SINGAPORE	0	0	55 883	23 992
	Lainnya	0	0	0	0
	Subtotal	59 467 387	42 041 622	344 028 230	245 868 144
<b>Kelapa</b>					
	PHILIPPINES	10 002	38 007	114 317	427 068
	THAILAND	65 318	63 242	338 707	268 987
	MALAYSIA	0	0	13 764	17 484
	Lainnya	0	0	0	0
	Subtotal	75 320	101 249	466 788	713 539
<b>Kelapa Sawit</b>					
	PAPUA NEW GUINEA	0	0	880	126 000
	MALAYSIA	0	0	259	59 065
	Lainnya	0	0	0	0
	Subtotal	0	0	1 139	185 065
<b>Lada</b>					
	VIET NAM	1 142 000	10 028 776	4 220 890	32 823 769
	MALAYSIA	0	0	120 920	993 110
	SINGAPORE	113 502	799 588	113 992	810 920
	BRAZIL	0	0	71 824	487 853
	NETHERLANDS	840	8 231	7 280	85 598
	Lainnya	976	5 989	14 610	127 045
	Subtotal	1 257 318	10 842 584	4 549 516	35 328 295

**I.7 IM POR KOM ODITI TERTENTU M ENURUT NEGARA ASAL UTAM A**  
**CERTAIN COM M ODITIES IM PORT BY M AIN COUNTRY OF ORIGIN**  
**\*\*\* AGUSTUS/ AUGUST 2014 \*\*\***

Komoditi <i>Commodity</i>	Negara Asal <i>Country of Origin</i>	Berat Bersih / <i>Net Weight (Kg)</i>		Nilai CIF / <i>CIF Value (US\$)</i>	
		Bulan ini <i>Current month</i>	Kumulatif <i>Cum. Jan to date</i>	Bulan ini <i>Current month</i>	Kumulatif <i>Cum. Jan to date</i>
<b>Kentang</b>					
	AUSTRALIA	0	0	8 874 123	5 821 248
	EGYPT	1 650 000	973 500	7 992 500	4 469 975
	CANADA	0	0	5 992 000	3 627 000
	UNITED KINGDOM	0	0	1 200 000	1 138 594
	CHINA	174 000	117 450	562 787	282 471
	Lainnya	159 000	44 851	1 149 450	365 252
	Subtotal	1 983 000	1 135 801	25 770 860	15 704 540
<b>Teh</b>					
	VIET NAM	273 035	278 058	3 812 378	4 223 898
	KENYA	133 391	305 054	1 387 534	3 327 003
	IRAN (ISLAM IC REPUBLIC OF)	367 003	233 346	2 622 383	1 954 589
	INDIA	37 988	54 370	1 022 676	1 785 319
	SRI LANKA	21 634	83 921	230 957	1 552 824
	Lainnya	72 623	304 369	1 083 817	3 260 428
	Subtotal	905 674	1 259 118	10 159 745	16 104 061
<b>Kopi</b>					
	VIET NAM	372 000	788 640	15 145 208	31 419 993
	BRAZIL	326 400	1 279 313	983 616	3 382 566
	ITALY	2 880	50 313	70 837	1 289 273
	INDONESIA	0	0	688 352	1 192 545
	UNITED STATES	6 237	68 151	176 515	1 161 881
	Lainnya	34 408	246 778	502 719	2 304 816
	Subtotal	741 925	2 433 195	17 567 247	40 751 074
<b>Kakao</b>					
	COTE D'IVOIRE	3 456 620	11 084 909	22 022 035	66 281 705
	GHANA	1 598 575	5 272 044	8 564 672	26 146 033
	ECUADOR	450 382	1 395 521	6 731 297	19 834 560
	PAPUA NEW GUINEA	105 000	324 006	5 321 610	15 678 916
	MALAYSIA	301 794	1 011 775	4 879 495	13 190 613
	Lainnya	1 398 784	4 396 254	6 129 359	15 488 680
	Subtotal	7 311 155	23 484 509	53 648 468	156 620 507
<b>Cabe (segar dingin)</b>					
	VIET NAM	0	0	14 707	24 936
	Lainnya	0	0	0	0
	Subtotal	0	0	14 707	24 936
<b>Cabe (kering-tumbuk)</b>					
	INDIA	1 258 894	1 625 634	12 649 149	15 083 530
	CHINA	324 500	456 128	2 420 495	3 084 709
	THAILAND	1 100	14 145	21 460	247 767
	UNITED STATES	18 335	72 680	35 127	141 097
	KOREA, REPUBLIC OF	14 960	5 610	84 786	103 951
	Lainnya	52 424	88 363	298 908	550 921
	Subtotal	1 670 213	2 262 560	15 509 925	19 211 975
<b>Cabe (awet sementara)</b>					
	THAILAND	36 800	32 384	2 037 248	2 002 123
	CHINA	17 409	20 891	812 386	976 273

**I.7 IM POR KOM ODITI TERTENTU M ENURUT NEGARA ASAL UTAM A**  
**CERTAIN COM M ODITIES IM PORT BY M AIN COUNTRY OF ORIGIN**  
**\*\*\* AGUSTUS/ AUGUST 2014 \*\*\***

Komoditi <i>Commodity</i>	Negara Asal <i>Country of Origin</i>	Berat Bersih / <i>Net Weight (Kg)</i>		Nilai CIF / <i>CIF Value (US\$)</i>	
		Bulan ini <i>Current month</i>	Kumulatif <i>Cum. Jan to date</i>	Bulan ini <i>Current month</i>	Kumulatif <i>Cum. Jan to date</i>
	MALAYSIA	0	0	353 760	641 542
	Lainnya	0	0	0	0
	Subtotal	54 209	53 275	3 203 394	3 619 938
<b>Tembakau</b>					
	CHINA	4 230 127	23 696 474	31 091 772	166 985 684
	BRAZIL	820 609	7 226 868	5 633 535	33 795 727
	TURKEY	923 655	8 157 162	4 275 214	33 517 838
	UNITED STATES	109 544	1 013 384	2 749 742	21 091 313
	INDIA	239 224	1 012 601	4 204 647	16 778 319
	Lainnya	1 905 926	11 468 371	16 427 164	100 039 932
	Subtotal	8 229 085	52 574 860	64 382 074	372 208 813



**K1. IMPOR KAWASAN BERIKAT / BOUND ZONE IMPORT**  
**MENURUT GOLONGAN BARANG 2 DIJIT HS / BY COMMODITY 2 DIGIT HS**  
**\*\*\* AGUSTUS/ AUGUST 2014 \*\*\***

HS	Uraian Golongan Barang	Berat Bersih / Net Weight (Kg)		Nilai CIF / CIF Value (US\$)	
		Bulan ini	Kumulatif	Bulan ini	Kumulatif
		Current month	Cum. Jan to date	Current month	Cum. Jan to date
02	Meat and edible meat offal	4 290	5 228	24 136	44 728
03	Fish and crustaceans	1 747 443	14 137 139	11 945 716	65 091 103
04	Dairy products, bird's eggs, natural honey	252 466	3 683 462	1 086 779	18 621 212
05	Products of animal origin	70 235	802 238	4 066 019	50 303 368
06	Live trees and other plants	0	5 797	0	110 641
07	Edible vegetables and certain roots and tubers	212	691	1 601	5 192
08	Edible fruits and nuts	74	28 225	2 502	103 912
09	Coffee, tea, mate, and spices	482 773	4 002 832	400 408	8 880 067
10	Cereals	0	258 681 096	0	78 473 727
11	Products of the milling industry; malt, starches	12 820 574	36 714 262	5 403 758	16 084 584
12	Oil seeds and oleaginous fruits; grains,seed, and fruits	95 001	845 378	247 380	2 198 241
13	Lac; gums; resins and other vegetable saps and extracts	2 134	39 150	45 285	328 148
14	Vegetable plaiting materials; vegetable products	0	1 859	0	9 058
15	Animal or vegetable oils/fats and their cleavage products	1 177 062	4 910 719	1 639 485	7 312 308
16	Preparations of meat/ fish/ crustaceans/ mollucs or other aquatic inverte	42 417	777 188	107 881	3 753 917
17	Sugar and sugar confectionery	236 004 795	1 754 887 016	104 082 872	786 109 075
18	Cocoa and cocoa preparations	7 024	53 892	155 121	1 088 109
19	Preparations of cereals, flour, starch or milk; pastrycooks' products	216 622	794 081	496 244	2 189 325
20	Preparations of vegetables, fruits, nuts or other part of plants	60 110	211 826	77 938	473 210
21	Miscellaneous edible preparations	74 147	295 318	535 299	1 489 988
22	Beverages, spirit, and vinegar	75 767	977 159	610 475	7 191 681
23	Residues and waste from the food industries	1 360	71 291	7 529	166 906
24	Tobacco and manufactured tobacco substitutes	110 558	5 219 120	1 968 896	50 829 658
25	Salts; sulphur; earths and stone; plastering materials, lime and cemen	23 445 388	95 719 748	7 728 505	35 803 042
26	Ores, slag, and ash	124 931	1 396 629	249 570	2 671 818
27	Mineral fuels, mineral oils and products of their distillation	570 968	64 170 532	3 880 323	83 370 108
28	Inorganic chemicals	20 893 270	121 796 635	23 638 910	153 061 151
29	Organic chemicals	23 460 772	328 915 336	32 285 288	243 610 609
30	Pharmaceutical products	2 819	35 580	23 950	288 684
31	Fertilizers	402 038	3 955 862	218 311	2 225 787
32	Tanning or dyeing extracts	2 819 974	40 631 933	15 806 270	123 548 628
33	Essential oils and resinoids; perfumery, cosmetic or toilet preparatio	74 199	551 001	2 037 280	15 320 762
34	Soap, organic surfasce-active agents, washing, and lubricating prepara	1 533 106	10 790 023	5 143 523	36 573 888
35	Albuminoidal substances; modified starches; glues; enzymes	742 613	6 696 406	3 830 428	27 299 773
36	Explosives; pyrotechnic products; matches; certain combustible prepara	11	117 755	91	3 602 859
37	Photographic and cinematographic goods	127 226	969 619	398 153	3 666 517
38	Miscellaneous chemical products	3 454 615	29 149 006	15 568 885	133 615 181
39	Plastics and articles thereof	52 315 617	412 090 394	126 916 709	965 547 738
40	Rubber and articles thereof	13 141 774	94 019 979	35 834 570	249 745 159
41	Raw hides, skins, and leather	3 014 525	21 167 354	42 466 898	251 400 394
42	Articles of leather; saddlery and harness; travel goods and similar co	32 268	289 830	869 733	6 855 214
43	Furskins and artificial fur; manufactures thereof	8 522	35 390	2 071 588	6 908 687
44	Wood and articles of wood; wood charcoal	12 188 820	81 689 568	9 131 549	62 596 767
45	Cork and articles of cork	13 758	82 765	140 629	722 747
46	Manufactured of straw or other plaiting materials; basketware and wick	40 321	178 736	41 904	169 803
47	Pulp of wood or of other fibrous cellulosic material; recovered paper/	21 813 926	207 059 035	18 872 714	183 086 253
48	Paper and paperboard; articles of paper pulp or of paper/paperboard	8 303 897	82 137 350	28 344 401	221 782 147
49	Printed books, newspapers, pictures, and other products of printing in	75 538	530 980	1 820 453	14 612 304
50	Silk	1 685	9 101	11 025	323 640
51	Wool, fine or coarse animal hair; horse hair yarn, woven fabrics of pa	347 971	3 039 992	8 632 144	69 761 612
52	Cotton	20 349 257	131 697 678	104 047 751	754 398 381
53	Other vegetable textile fibres; paper yarns and woven fabrics of paper	201 917	1 331 115	616 258	3 871 741
54	Man-made filaments	7 861 432	59 897 687	68 622 508	547 978 891
55	Man-made staple fibres	22 902 235	136 549 580	76 759 552	503 943 459
56	Wadding, felt, and non-wovens	1 893 508	15 256 224	15 658 829	121 608 643
57	Carpets and other textile floor coverings	42 942	395 804	315 465	3 022 108
58	Special woven fabrics; tufted textile fabrics; lace; tapestries; embro	1 543 675	10 537 337	21 539 644	168 766 218
59	Impregnated, coated, covered or laminated textile fabrics	2 648 523	22 277 397	23 722 002	201 668 727
60	Knitted or crocheted fabrics	11 765 771	85 421 444	111 158 810	791 155 179
61	Articles of apparel and clothing accessories, knitted or crocheted	203 705	1 518 537	2 308 096	18 806 383
62	Articles of apparel and clothing accessories, not knitted or crocheted	239 002	2 071 819	3 856 321	36 393 584
63	Other made up textile articles; sets; worn clothing and worn textile a	108 724	798 965	1 235 807	8 177 887
64	Footwear, gaiters and the like; parts of such articles	905 479	7 266 348	12 062 935	90 713 689
65	Headgear and parts thereof	19 964	116 813	288 785	1 767 463
66	Umbrellas, walking sticks, seat-sticks, whips, riding crops and parts	468	590	1 793	4 589
67	Prepared feathers and articles; artificial flowers; articles of human	11 054	71 935	1 432 993	8 728 156
68	Articles of stone, plaster, cement, asbestos, mica or similar material	354 735	3 971 492	1 899 105	16 161 230
69	Ceramic products	693 883	5 276 615	938 079	6 877 858
70	Glass and glassware	5 050 754	38 105 820	7 556 713	48 726 220
71	Natural and cultured pearls, precious/ semi precious stones, and precio	33 659	224 867	3 526 897	29 992 037

**K1. IMPOR KAWASAN BERIKAT / BOUND ZONE IMPORT**  
**MENURUT GOLONGAN BARANG 2 DIJIT HS / BY COMMODITY 2 DIGITS HS**  
**\*\*\* AGUSTUS/ AUGUST 2014 \*\*\***

HS	Uraian Golongan Barang	Berat Bersih / <i>Net Weight (Kg)</i>		Nilai CIF / <i>CIF Value (US\$)</i>	
		Bulan ini <i>Current month</i>	Kumulatif <i>Cum. Jan to date</i>	Bulan ini <i>Current month</i>	Kumulatif <i>Cum. Jan to date</i>
72	Iron and steel	87 983 461	801 403 955	96 221 936	584 815 803
73	Articles of iron and steel	9 641 206	84 464 916	30 301 828	288 103 280
74	Cooper and articles thereof	10 263 413	71 318 572	75 293 529	525 335 947
75	Nickel and articles thereof	38 570	127 334	719 087	3 117 299
76	Aluminium and articles thereof	5 496 901	41 574 016	17 850 619	135 529 688
78	Lead and articles thereof	298 656	3 717 522	956 967	10 207 199
79	Zinc and articles thereof	724 576	4 758 115	1 882 719	11 849 462
80	Tin and articles thereof	27 093	517 005	885 009	7 185 648
81	Other base metal; cermets; and articles thereof	58 808	867 614	7 500 231	58 644 591
82	Tools, implements, cutlery, spoon and forks, of base metal and parts t	143 234	1 090 845	3 233 513	22 483 563
83	Miscellaneous articles of base metal	935 097	10 065 705	8 595 260	71 602 251
84	Nuclear reactors, boilers, machinery and mechanical appliances; parts	17 070 376	135 869 962	226 310 348	1 545 370 378
85	Electrical machinery and equipments; sound recorders/reproducers, visu	12 539 298	92 766 980	373 257 928	2 662 222 276
86	Railway and tramway locomotive, mechanical traffic, and all kinds	580	30 451	2 105	348 490
87	Vehicles other than railway/tramway, and parts and accessories thereof	8 228 694	56 292 333	57 773 279	355 694 614
88	Aircraft and its components	80 215	364 795	8 404 452	75 298 198
89	Ships, boat, and floating structures	3 481	435 736	57 652	934 092
90	Optical, photographic, cinematographic, measuring, checking, medical i	557 249	3 947 706	14 391 266	115 073 678
91	Clocks and watches and parts thereof	4 112	106 735	140 290	2 025 164
92	Musical instruments; parts and accessories of such articles	1 189 247	7 166 669	11 203 764	83 266 806
93	Arms and ammunition; parts and accessories thereof	0	1 593	0	32 207
94	Furnitures, bedding, mattress supports, cushions and stuffed furnishin	483 777	3 396 472	1 466 543	16 610 569
95	Toys, games and sports requisiters; parts and accessories thereof	46 575	279 435	605 367	4 795 430
96	Miscellaneous manufactured articles	862 537	6 355 608	15 621 917	108 709 771
97	Works of arts, collectors' piece and antiques	1 037	8 251	15 121	125 086
98	Vehicles and their components	254 273	1 706 402	6 749 409	43 069 691

**K2. IMPOR KAWASAN BERIKAT / BOUND ZONE IMPORT**  
**Menurut Golongan Barang SITC / By SITC Commodity Group**  
**\*\*\* AGUSTUS/ AUGUST 2014 \*\*\***

SITC Uraian Golongan Barang Group Description	Berat Bersih / Net Weight (Kg)		Nilai CIF / CIF Value (US\$)	
	Bulan ini Current month	Kumulatif Cum. Jan to date	Bulan ini Current month	Kumulatif Cum. Jan to date
<b>A. By Commodity 1 Dijit SITC</b>				
0 Food and Live Animals	238 973 736	2 038 028 146	118 942 463	966 850 173
1 Beverages and Tobacco	186 322	6 186 852	2 579 294	57 986 914
2 Crude Materials, Inedible	128 458 868	1 049 385 159	144 310 076	1 070 497 696
3 Mineral Fuels, Lubricants, etc.	570 395	64 169 768	3 877 991	83 364 956
4 Animal & Vegetable Oils/ Fats	1 177 062	4 901 781	1 639 485	7 232 737
5 Chemicals	113 655 083	958 687 018	206 776 417	1 537 869 383
6 Manufactured Goods	144 918 333	1 067 482 047	681 774 238	4 903 840 162
7 Machinery and Transportation Equipments	38 269 345	288 635 402	671 755 847	4 674 357 921
8 Miscellaneous Manufactured Articles	9 749 491	68 316 956	102 689 354	781 766 891
9 Special Commodities and Transaction	134	1 171	1 512 445	10 476 221
<b>B. By Commodity 2 Dijit SITC</b>				
01 Meat and meat preparations	22 290	90 687	41 236	235 663
02 Dairy product and eggs	252 466	3 685 322	1 086 779	18 638 545
03 Fish, crustaceans, molluscs and their preparations	1 771 860	14 828 868	12 036 497	68 654 085
04 Cereals and cereal preparations	182 577	259 511 010	269 708	80 141 158
05 Fruits and vegetables	9 116	86 745	35 726	440 560
06 Sugar, sugar preparations, and honey	236 004 795	1 754 887 016	104 082 872	786 109 075
07 Coffee, tea, cocoa, and spices	489 908	4 059 399	555 829	9 983 835
08 Feeding stuff for animals	1 360	71 291	7 529	166 906
09 Miscellaneous food preparations	239 364	807 808	826 287	2 480 346
11 Beverages	75 764	967 732	610 398	7 157 256
12 Tobacco and tobacco manufactured	110 558	5 219 120	1 968 896	50 829 658
21 Hides, skins and furskins	1 148	3 425	320 233	741 359
22 Oil seeds, nuts, and kernels	20	20	1 548	1 548
23 Crude rubber	11 963 815	85 055 100	25 942 513	180 040 261
24 Wood, lumber, and cork	4 511 682	31 351 977	4 235 436	24 622 338
25 Pulp and waste paper	21 813 926	207 059 035	18 872 714	183 086 253
26 Textile fibres and their waste	31 256 874	181 236 057	67 874 157	413 229 771
27 Crude fertilizers and crude minerals	20 832 908	83 696 608	7 539 095	34 844 517
28 Metalliferous ores and metal scraps	37 911 145	459 288 538	15 167 244	180 983 771
29 Crude animals and vegetable materials, nes	167 350	1 694 399	4 357 136	52 947 878
32 Coal, coke, and briquettes	62 850	140 925	30 797	69 134
33 Petroleum and petroleum products	426 409	63 613 455	3 618 686	82 078 999
34 Gas; natural and manufactured	81 136	415 388	228 508	1 216 823
41 Animal oils and fats	9	10	97	99
42 Fixed vegetable oils/fats	1 005 184	4 605 801	1 278 993	6 569 645
43 Animal vegetable oils/fats	171 869	295 970	360 395	662 993
51 Organic chemicals	23 486 932	329 077 576	31 615 712	236 816 237
52 Inorganic chemicals	20 728 991	120 698 153	23 468 887	152 124 967
53 Dyeing, tanning, and colouring materials	2 906 066	41 429 907	15 786 681	124 181 598
54 Medical and pharmaceutical products	60 226	422 880	1 104 455	8 974 904
55 Essential oils and perfumery materials	838 378	5 295 190	4 391 570	31 248 958
56 Manufactured fertilizers	228 038	3 127 027	165 201	1 938 164
57 Plastics in primary forms	44 783 736	349 713 135	78 554 783	620 935 239
58 Plastics in non-primary forms	3 265 073	33 438 991	25 060 333	168 033 481
59 Chemical materials and its products, nes	17 357 643	75 484 159	26 628 795	193 615 835
61 Leather, leather med, nes	3 020 036	21 247 144	42 699 141	253 896 451
62 Rubber manufactured, nes	1 124 231	8 616 522	9 664 024	67 829 817
63 Wood and cork manufactured	7 690 896	50 420 356	5 036 742	38 697 176
64 Paper, paperboard, and manufactured thereof	7 797 186	78 443 743	19 390 706	155 680 009
65 Textile yarns, fabrics, and their products	38 415 847	286 121 623	364 520 473	2 761 901 370
66 Non metallic minerals manufactured	9 022 859	61 234 909	10 692 663	75 003 540
67 Iron and steel	57 062 543	406 349 220	98 061 872	577 771 899
68 Non ferrous metals	16 391 813	117 825 740	102 049 668	729 954 959
69 Manufactured of metal, nes	4 392 922	37 222 790	29 658 949	243 104 941
71 Power generating machine and equipments	1 851 699	15 434 970	15 249 207	145 658 899
72 Machinery specialized for particular industry	5 491 231	47 633 814	109 916 652	731 792 516
73 Metalworking machinery	869 240	6 952 209	18 694 163	98 697 026
74 General industrial machinery and equipments	9 546 067	71 785 275	74 505 046	525 340 846
75 Office machinery and automatic data processing	378 772	3 051 429	16 180 334	121 799 365
76 Telecommunication and reproducers apparatus	4 268 792	30 276 234	117 692 304	839 912 093
77 Electrical machinery and apparatus	7 296 301	54 822 377	246 531 244	1 740 248 802
78 Road vehicles	8 483 046	57 869 773	64 523 604	394 459 720
79 Other transportation equipments	84 197	809 321	8 463 293	76 448 654

**K2. IMPOR KAWASAN BERIKAT / BOUND ZONE IMPORT**  
**Menurut Golongan Barang SITC / By SITC Commodity Group**  
**\*\*\* AGUSTUS/ AUGUST 2014 \*\*\***

SITC Uraian Golongan Barang Group Description	Berat Bersih / Net Weight (Kg)		Nilai CIF / CIF Value (US\$)	
	Bulan ini Current month	Kumulatif Cum. Jan to date	Bulan ini Current month	Kumulatif Cum. Jan to date
81 Sanitary, plumbing, and fittings	445 740	3 203 546	1 188 401	13 057 633
82 Furniture	60 863	528 124	313 698	4 362 922
83 Traveling goods	18 337	166 677	388 232	3 290 185
84 Clothing	771 934	6 191 859	10 888 197	88 020 650
85 Footwear	905 479	7 266 348	12 062 935	90 713 689
87 Professional, scientific, and contractor instruments	410 830	2 827 746	9 021 816	73 242 216
88 Photographic apparatus, equipments and optics	277 550	2 194 033	5 831 533	47 122 294
89 Miscellaneous manufactured articles	6 858 758	45 938 623	62 994 542	461 957 302
96 Coin; not being legal tender	0	4	0	98
97 Gold; non monetary	134	1 167	1 512 445	10 476 123
<b>C. By Commodity 3 Dijit SITC</b>				
011 Meat Of Bovine Animals Fresh, Chilled Or Frozen	0	0	0	0
012 Other Meat, Other Edible Meat Offal, Fresh, Chilled Or Frozen	4 210	4 339	22 103	24 603
016 Meat And Edible Meat Offal, Salted, Dried, Edible Flour Of Meat	80	889	2 033	20 125
017 Meat And Edible Meat Offal, Prepared Or Preserved	18 000	85 459	17 100	190 935
022 Milk,cream, And Milk Products Other Than Butter Or Cheese	252 368	3 681 237	1 085 653	18 580 854
024 Cheese And Curds	98	2 225	1 126	40 358
025 Eggs, Birds, And Egg Yolks; Fresh, Dried Or Otherwise Preserved	0	1 860	0	17 333
034 Fish, Fresh, Chilled Or Frozen	901 923	9 687 046	3 058 620	26 578 194
035 Fish, Dried Salted Or In Brine; Smoked Fish	6 687	7 660	5 331	33 440
036 Crustaceans, Molluscs, And Aquatic Invertebrates	838 833	4 442 433	8 881 765	38 479 469
037 Fish, Crustaceans, Molluscs, And Other Aquatic Invertebrates; Pr	24 417	691 729	90 781	3 562 982
041 Wheat And Meslin, Unmilled	0	258 681 075	0	78 473 669
044 Maize, Unmilled	0	21	0	58
047 Other Cereal Meals And Flours	80 000	378 640	18 360	228 484
048 Cereal Preparations And Preparations Of Flours/starchs Of Fruit	102 577	451 274	251 348	1 438 947
054 Vegetables, Fresh, Chilled, Frozen Or Simply Preserved	77	559	407	4 028
056 Vegetables, Roots And Tubers, Prepared Or Preserved Nes	225	348	2 305	2 942
057 Fruit And Nut; Fresh Or Dried	62	20 917	1 092	68 622
058 Fruits, Preserved And Preparations	2 740	33 305	22 857	314 003
059 Fruit And Vegetable Juices	6 012	31 616	9 065	50 965
061 Sugar, Molasses, And Honey	236 004 329	1 754 883 565	104 073 439	786 041 316
062 Sugar Confectionery	466	3 451	9 433	67 759
071 Coffee And Coffee Substitutes	111	3 376	300	28 141
072 Cocoa	0	1 704	0	15 103
073 Chocolate And Other Food Preparations Containing Cocoa	7 024	52 188	155 121	1 073 006
074 Tea And Mate	444 546	3 325 211	334 152	3 866 524
075 Spices	38 227	676 920	66 256	5 001 061
081 Feeding Stuff For Animals	1 360	71 291	7 529	166 906
091 Margarine And Shortening	0	8 938	0	79 571
098 Edible Products And Preparations	239 364	798 870	826 287	2 400 775
111 Non-alcoholic Beverages, Nes	12 057	104 473	10 375	94 159
112 Alcoholic Beverages	63 707	863 259	600 023	7 063 097
121 Tobacco, Unmanufactured And Refused	58 486	4 612 988	1 316 239	38 876 425
122 Tobacco, Manufactured	52 072	606 132	652 657	11 953 233
211 Hides And Skins, Raw	0	1 615	0	76 900
212 Furskins, Raw	1 148	1 810	320 233	664 459
222 Oil Seeds Use For Extraction Ofsoft Fixed Vegetable Oils	20	20	1 548	1 548
223 Oil Seeds Use For Extraction Of Other Fixed Vegetable Oils	0	0	0	0
231 Natural Rubber Latex;natural Rubber And Similar Natural Gums	1 816 704	12 796 623	3 204 612	25 166 358
232 Synthetic Rubber Latex, Synthetic/ reclaimed Rubber	10 147 111	72 258 477	22 737 901	154 873 903
244 Cork,natural,raw And Waste	1 818	8 563	12 544	68 492
245 Fuel Wood And Wood Charcoal	1 000	5 007	898	4 453
246 Wood In Chips Or Particles And Waste	1 772 306	11 111 637	516 368	3 302 631
247 Wood In The Rough Or Roughly Squared	31 647	275 416	23 353	269 167
248 Wood, simply Worked And Railway Seeper Of Wood	2 704 911	19 951 354	3 682 273	20 977 595
251 Pulp And Waste Paper	21 813 926	207 059 035	18 872 714	183 086 253
261 Silk	0	8	0	784
263 Cotton	12 072 958	69 764 932	25 317 828	148 812 371
264 Jute And Other Textile Bast Fibres	129 200	827 795	161 170	976 706
265 Vegetable Textile Fibres,raw Or Processed;waste Of These Fibres	0	27 775	0	192 306
266 Synthetic Fibres Suitable For Spinning	12 593 400	67 282 517	27 582 711	171 115 818
267 Other Man-made Fibres Suitable For Spinning And Waste	6 382 180	42 772 745	13 982 219	85 283 111
268 Wool And Other Animal Hair	79 130	558 748	830 185	6 845 174
269 Old Clothing And Other Old Textile Articles; Rags	6	1 537	44	3 501

**K2. IM POR KAWASAN BERIKAT / BOUND ZONE IMPORT**  
**MENURUT GOLONGAN BARANG SITC / BY SITC COMMODITY GROUP**  
**\*\*\* AGUSTUS/ AUGUST 2014 \*\*\***

SITC Uraian Golongan Barang Group Description	Berat Bersih / Net Weight (Kg)		Nilai CIF / CIF Value (US\$)	
	Bulan ini Current month	Kumulatif Cum. Jan to date	Bulan ini Current month	Kumulatif Cum. Jan to date
272 Fertilizers, Crude	295 000	1 411 635	193 444	969 513
273 Stone, Sand And Gravel	883 896	7 908 553	393 144	2 334 095
274 Sulphur And Unroasted Iron Pyrites	15 236 487	49 790 826	3 035 546	10 548 490
277 Natural Abrasives	640 106	1 376 501	503 815	1 452 798
278 Other Crude Minerals	3 777 419	23 209 093	3 413 146	19 539 621
281 Iron Ore And Concentrates	0	2 019	0	2 767
282 Waste And Scrap Metal Of Iron/steel	37 541 554	456 123 627	14 203 328	175 132 682
283 Copper Ores And Concentrates	0	21	0	415
284 Nickel Ores And Concentrates	1	1	1	1
285 Aluminium Ores And Concentrates	204 215	1 358 339	196 410	1 112 394
287 Ores And Concentrates Of Basemetals	84 594	1 133 034	96 779	2 210 094
288 Non-ferrous Base Metal Waste And Scraps	80 581	670 552	545 726	2 249 026
289 Ores And Concentrates Of Precious Metals; Waste,scraps	200	945	125 000	276 392
291 Crude Animal Materials	70 235	802 238	4 066 019	50 303 368
292 Crude Vegetable Materials	97 115	892 161	291 117	2 644 510
325 Coke And Semi Coke Of Coal/lignite/peat	62 850	140 925	30 797	69 134
334 Petroleum Products, Refined	267 426	62 361 645	3 304 148	79 654 891
335 Residual Petroleum Products, And Related Materials	158 983	1 251 810	314 538	2 424 108
342 Liquefied Propane And Butane	0	719	0	1 492
343 Natural Gas, Liquefied Or Not	41	110	131	575
344 Petroleum Gases And Other Gas	81 095	414 555	228 377	1 212 156
345 Coal Gas, Water Gas And Similar Gas	0	4	0	2 600
411 Animal Oils And Fats	9	10	97	99
421 Fixed Vegetable Fats And Oils Soft,crude,refined Or Fractioned	943 172	4 286 179	1 217 466	5 645 521
422 Fixed Vegetable Fats And Oils Solid,crude,refined Or Fractioned	62 012	319 622	61 527	924 124
431 Animal And Vegetable Oil; Fat Processed And Their Wax	171 869	295 970	360 395	662 993
511 Hydrocarbon And Their Halogenated, Nitrated Derivatives	7 352 265	45 618 286	10 233 951	62 719 656
512 Alcohols,phenols,phenol-alcohols And Their Halogenated	9 765 474	236 504 044	5 633 967	59 370 632
513 Carboxylic Acids,and Their Anhydrides,halides,peroxides	2 212 397	17 765 568	4 829 216	37 399 860
514 Nitrogen-function Compounds	2 227 527	17 226 299	5 981 855	41 805 300
515 Organo-inorganic And Heterocyclic Compounds	1 253 741	7 727 022	2 784 793	23 393 586
516 Other Organic Chemicals	675 528	4 236 357	2 151 930	12 127 203
522 Inorganic Chemical Elements, Oxides And Halogen Salts	18 504 399	105 519 192	20 805 629	132 122 669
523 Metallicsalts And Peroxysalts	2 168 177	14 890 741	1 764 462	13 608 149
524 Other Inorganic Chemicals;chemical Compound Of Precious Met.	38 401	155 292	732 476	5 546 977
525 Radioactive And Associated Materials	18 014	132 928	166 320	847 172
531 Synthetic Organic; Colouring Matter	1 335 519	11 207 807	7 373 087	62 834 996
532 Dyeing/tanning Extracts And Synthetic Tanning Materials	116 309	997 297	202 473	2 100 992
533 Pigments, Paints, Varnishes, And Related Materials	1 454 238	29 224 803	8 211 121	59 245 610
541 Medicinal And Pharmaceutical Products	60 189	422 757	1 103 674	8 971 272
542 Medicaments, Including Veterinary Medicaments	37	123	781	3 632
551 Essential Oils, Perfumes, And Flavour Materials	48 197	410 894	682 126	4 076 606
553 Perfumery, Cosmetics, And Toilet Preparations	26 002	140 107	1 355 154	11 244 156
554 Soap,cleansing And Polishing Preparations	764 179	4 744 189	2 354 290	15 928 196
562 Fertilizers, Manufactured	228 038	3 127 027	165 201	1 938 164
571 Polymers Of Ethylene In Primary Forms	16 135 187	127 747 125	27 247 379	207 921 160
572 Polimers Of Styrene In Primary Forms	5 844 969	51 774 270	13 247 684	110 223 457
573 Polimers Of Vinyl Chloride In Primary Forms	583 614	2 767 240	1 555 031	21 986 763
574 Poliacetals And Polycarbons In Primary Forms	2 143 599	15 482 668	8 860 505	60 300 761
575 Other Plastics In Primary Forms	14 143 791	102 434 944	24 087 085	189 988 782
579 Waste And Scrap Of Plastics	5 932 576	49 506 888	3 557 099	30 514 316
581 Tubes, Pipes, And Hoses Of Plastics	266 535	1 552 114	2 620 859	17 432 376
582 Plates, Sheets, And Film Of Plastics	2 994 069	31 823 014	22 290 578	149 121 387
583 Monofilament And Rod Of Plastics	4 469	63 863	148 896	1 479 718
591 Disinfectants, Insecticides, And Fungicides Put In Forms	80 411	849 941	394 730	3 194 905
592 Starches, Inulin, And Wheat Glutenal Buminoidal Substances; Glu	13 471 037	42 933 282	8 964 593	42 320 828
593 Explosive And Pyrotechnic Products	0	117 675	0	3 600 056
597 Additive For Mineral Oils	593 374	4 827 750	2 386 506	18 049 464
598 Miscellaneous Chemical Products	3 212 821	26 755 511	14 882 966	126 450 582
611 Leathers	3 014 525	21 165 739	42 466 898	251 323 494
612 Manufactures And Composition Leathers	5 471	69 481	231 618	2 018 512
613 Furskins, Tanned Or Dressed	40	11 924	625	554 445
621 Materials Of Rubber	418 109	2 847 535	3 266 572	21 465 267
625 Rubber Tyre,tyre Cases,tyre Treads,inner Tubes, And Tyre Flaps	301 395	2 545 543	435 272	3 367 998
629 Articles Of Rubbers	404 727	3 223 444	5 962 180	42 996 552
633 Cork Manufactures	11 940	74 202	128 085	654 255

**K2. IMPOR KAWASAN BERIKAT / BOUND ZONE IMPORT**  
**MENURUT GOLONGAN BARANG SITC / BY SITC COMMODITY GROUP**  
**\*\*\* AGUSTUS/ AUGUST 2014 \*\*\***

SITC Uraian Golongan Barang Group Description	Berat Bersih / Net Weight (Kg)		Nilai CIF / CIF Value (US\$)	
	Bulan ini Current month	Kumulatif Cum. Jan to date	Bulan ini Current month	Kumulatif Cum. Jan to date
634 Veneers,plywood,improved/reconstituted Wood Worked	7 567 835	49 187 515	4 612 739	29 587 700
635 Wood Manufactures	111 121	1 158 639	295 918	8 455 221
641 Papers And Paperboards	4 177 435	54 067 176	9 389 552	76 848 450
642 Paper And Paperboard Cut To Size/ shape And Article Of Papers	3 619 751	24 376 567	10 001 154	78 831 559
651 Textile Yarns	4 837 386	34 517 715	23 763 701	172 650 453
652 Cotton Fabrics, Woven	6 460 501	48 526 346	71 142 592	556 309 121
653 Fabrics, Woven, Of Man-made Fibres	8 999 867	67 287 742	91 431 820	707 416 098
654 Textile Fabrics, Woven, Other Than Of Cotton Or Man-made Fibr	193 306	1 805 705	5 649 004	44 840 644
655 Knitted Or Crocheted Fabrics	11 765 771	85 421 444	111 158 810	791 155 179
656 Tulle,lace,embroidery,ribbons,trimmings And Other Small Wares	1 431 659	9 466 230	20 132 809	151 043 856
657 Special Yarns,textile Fabrics	4 575 392	37 879 387	39 708 691	327 038 110
658 Made-up Articles, Wholly/chiefly Of Textile Materials	106 819	806 145	1 191 806	8 251 440
659 Floor Coverings	45 146	410 909	341 240	3 196 469
661 Lime,cement And Fabricated Construction Materials	2 867 454	14 745 967	289 744	2 132 105
662 Clay And Refactory Construction Materials	732 353	5 112 605	348 779	2 708 282
663 Mineral Manufactures	377 943	3 325 428	2 534 760	19 928 475
664 Glass	4 949 041	36 970 385	6 394 547	41 773 472
665 Glassware	92 517	987 396	1 034 621	6 464 301
666 Pottery	1 177	70 830	32 111	457 611
667 Pearl, Precious And Semi Precious Stones	2 374	22 298	58 101	1 539 294
671 Pig Iron,spiegeleisen,sponge Iron, And Ferro-alloys	150 067	2 086 685	325 081	4 312 688
672 Ingots And Other Iron/steel In Primary Forms	19 278 440	113 196 212	12 857 752	91 227 979
673 Flat Rolled Products, Not Clad	13 843 152	98 532 788	10 589 546	78 119 593
674 Flat Rolled Products, Clad Or Plated	10 502 914	73 660 049	18 271 643	100 698 253
675 Flat Rolled Products And Alloy Steels	1 712 177	13 821 083	6 123 460	37 371 079
676 Iron/steel Bars, Rods, Angels, Shaped And Sections	3 643 848	32 405 689	30 744 887	70 381 795
677 Rail/railway And Tractor Construction Of Iron/steel Materials	795	16 855	702	83 660
678 Wire Of Iron/steel	1 322 169	11 694 744	3 988 108	29 601 250
679 Tubes, Pipes, Hollow Profile, Pipe Fitting Of Iron/steel	6 608 981	60 935 115	15 160 693	165 975 602
681 Silver, Platinum, And Other Metal Of The Platinum Groups	26 645	153 357	1 677 072	12 683 497
682 Copper	10 064 886	70 263 996	73 310 718	514 323 324
683 Nickel	36 696	107 310	704 492	2 792 923
684 Alumunium	5 201 173	38 838 789	16 029 747	120 641 094
685 Lead	286 433	3 429 954	672 594	7 577 600
686 Zinc	723 999	4 541 345	1 876 547	11 332 816
687 Tin	25 125	178 349	836 405	6 393 751
689 Miscellaneous Non-ferrous Basemetals Employed In Metallurgy	26 856	312 640	6 942 093	54 209 954
691 Structures And Parts Of Iron/steel Or Aluminium	441 868	3 331 571	242 386	9 684 710
692 Metal Containers For Storage And Transportations	585 759	6 130 515	1 617 838	20 367 034
693 Wire Products And Fencing Grills	465 593	3 035 123	1 346 247	8 715 717
694 Nails, Screws, Nuts, Bolts, Rivets Of Iron/steel Or Copper	873 645	5 970 038	6 609 708	46 727 471
695 Tools For Used In The Hand Or In Machines	120 415	969 703	3 016 604	21 036 127
696 Cutlery	22 818	121 111	1 16 902	1 446 090
697 Household Equipment Of Base Metals	146 399	498 798	561 402	1 930 023
699 Manufactures Of Base Metals	1 736 425	17 165 931	16 047 862	133 197 769
711 Steam And Other Vapour Generating Boilers And Parts	140 027	1 685 587	1 184 820	9 238 470
712 Steam Or Other Generating Boilers And Parts	0	95 387	0	1 339 262
713 Internal Combustion Piston Engines And Parts	966 873	6 589 503	3 943 627	41 847 812
714 Engines And Motors, Non-electric And Parts	10 749	675 455	2 870 989	27 249 904
716 Rotating Electric Plants And Parts	692 697	6 074 686	6 184 001	58 646 429
718 Other Power Generating Machines And Parts	41 353	314 352	1 065 770	7 337 022
721 Agricultural Machinery And Parts	3 970	116 549	79 749	1 066 686
722 Tractors	0	15 000	0	251 275
723 Civil Engineering And Contractor Plants And Equipments/parts	814 915	6 155 077	1 983 914	15 944 496
724 Textile/leather Machinery And Parts	2 173 757	14 260 767	28 502 732	192 185 204
725 Papermill/pulpmill Machinery And Paper Cutting Machines	138 545	551 221	1 783 740	6 155 297
726 Printing/book Binding Machinery And Parts	1 156 211	7 253 393	53 871 675	354 066 308
727 Food Processing Machines And Parts	21 025	6 582 291	395 209	30 339 492
728 Other Machines And Equipment Specialized For Particular Indust	1 182 808	12 699 516	23 299 633	131 783 758
731 Machine Tools By Removing Metal	517 567	2 473 862	5 194 681	33 048 934
733 Machine Tool For Working Metals	215 449	2 565 888	4 183 445	25 397 444
735 Parts Of Machine Tools	60 822	651 520	7 474 970	25 948 950
737 Metalworking Machinery And Parts	75 402	1 260 939	1 841 067	14 301 698
741 Heating And Cooling Equipments And Parts	2 028 091	13 066 179	15 200 005	90 212 741
742 Pumps For Liquid And Parts	577 555	4 217 893	7 153 344	41 060 133
743 Pumps, Compressors, Fans, Blowers, Centrifuges, And Parts	1 943 242	20 254 950	9 437 329	80 441 043

**K2. IM POR KAW ASAN BERIKAT / BOUND ZONE IM PORT**  
**M ENURUT GOLONGAN BARANG SITC / BY SITC COM M ODITY GROUP**  
**\*\*\* AGUSTUS/ AUGUST 2014 \*\*\***

SITC Uraian Golongan Barang Group Description	Berat Bersih / Net Weight (Kg)		Nilai CIF / CIF Value (US\$)	
	Bulan ini Current month	Kumulatif Cum. Jan to date	Bulan ini Current month	Kumulatif Cum. Jan to date
744 Mechanical Handling Equipments And Parts	1 832 677	9 081 580	5 433 077	33 892 997
745 Other Non-electrical Machinery, Tools, And Mechanical Apparatu	128 761	1 613 694	3 019 289	31 244 732
746 Ball Or Roller Bearings	1 076 584	8 226 187	7 589 366	54 764 833
747 Taps, Cocks, And Valves For Pipes	403 259	2 345 120	7 119 420	39 080 170
748 Transmission Shafts And Cranks	969 859	8 800 354	8 645 337	72 908 360
749 Non-electric Parts And Accessories Of Machineries	586 039	4 179 318	10 907 879	81 735 837
751 Office Machines	120 495	1 153 932	2 124 168	11 295 455
752 Automatic Data Processing Machines And Their Units	184 603	1 430 939	12 028 797	95 463 136
759 Parts And Accessories For Machine Of Heading 751 Or 752	73 674	466 558	2 027 369	15 040 774
761 Television Receivers	166 078	1 452 230	314 708	7 163 562
762 Radio Broadcast Receivers	1 245	5 163	195 784	565 278
763 Sound Recorders Or Reproducers	4 335	29 968	224 191	1 523 037
764 Telecommunication Equipments And Parts	4 097 134	28 788 873	116 957 621	830 660 216
771 Electric Power Machinery And Parts	349 118	2 814 621	8 905 266	72 853 901
772 Electrical Apparatus For Making And Breaking Electrical Circuits	2 414 635	15 806 878	77 413 291	484 829 960
773 Equipment For Distributing Electricity	1 723 263	12 970 591	20 598 367	159 963 635
774 Electrical Apparatus For Medical Purposes And Radiological Appa	157	1 998	68 706	333 726
775 Household Type, Electrical/ non-electrical Equipments	492 179	4 324 022	2 159 190	22 328 957
776 Thermionic, Cold Cathode, And Photo Cathode Valves/tubes	713 205	4 575 515	108 121 513	750 171 621
778 Electrical Machinery And Apparatus	1 603 744	14 328 752	29 264 911	249 767 002
781 Passengger Motor Cars	265 235	1 789 840	7 051 929	39 100 546
782 Motor Vehicle For The Transportation Of Goods	272 485	2 598 026	549 420	4 813 294
783 Road Motor Vehicles	0	49 324	0	80 408
784 Parts And Accessories Of The Motor Vehicles	3 456 720	22 050 071	49 186 587	298 947 955
785 Motorcycles, Scooters, And Other Cycles Motorized/non Motoriz	4 485 103	31 221 848	7 686 451	50 784 067
786 Trailers And Other Vehicles, Not Motorized	3 503	160 664	49 217	733 450
791 Railway Vehicles And Associated Equipments	501	8 790	1 189	216 364
792 Aircraft And Associated Equipments And Parts	80 215	364 795	8 404 452	75 298 198
793 Ships, Boats, And Floating Structures	3 481	435 736	57 652	934 092
811 Prefabricated Buildings	335 302	2 037 909	481 142	3 627 846
812 Sanitary, Plumbing, Heating, And Lighting Fixtures/fittings	1 003	55 541	4 102	286 261
813 Lighting Fixtures And Fittings	109 435	1 110 096	703 157	9 143 526
821 Furnitures And Parts	60 863	528 124	313 698	4 362 922
831 Travel Goods	18 337	166 677	388 232	3 290 185
841 Men's Coats/jackets, Not Knitted	603	74 112	10 110	541 070
842 Women's Coats/jacket, Not Knitted	44 840	381 349	338 916	3 178 214
843 Men's Coats/jackets, Knitted	457	36 168	6 099	898 149
844 Women's Coats/jackets, Knitted	7 868	13 812	65 148	185 682
845 Articles Of Apparel	237 351	1 703 414	3 311 849	26 191 447
846 Clothing Accessories Of Textiles Fabrics	151 588	1 381 504	2 432 295	24 205 453
848 Articles Of Apparel And Clothing Accessories Of Other Than Texti	329 227	2 601 500	4 723 780	32 820 635
851 Footwears	905 479	7 266 348	12 062 935	90 713 689
871 Optical Instrument And Apparatus	23 190	474 251	1 302 407	19 530 142
872 Medical Instruments And Appliances	18 750	86 153	117 648	591 949
873 Meters And Counters	112 537	1 005 208	1 222 585	11 205 642
874 Measuring, Checking, Analysing, And Controlling Instrument And	256 353	1 262 134	6 379 176	41 914 483
881 Photographic Apparatus And Equipments	4 647	32 927	964 295	5 214 157
882 Photographic And Chinematographic Supplies	127 157	969 294	392 421	3 654 001
883 Cinematograph Film, Exposed And Developed	69	325	5 732	12 516
884 Optical Goods	141 565	1 084 752	4 328 795	36 216 456
885 Watches And Clocks	4 112	106 735	140 290	2 025 164
891 Arms And Ammunitions	0	1 608	0	34 577
892 Printed Matter	582 249	4 224 587	10 774 148	80 714 442
893 Article Of Plastics	4 026 901	26 883 639	21 033 839	154 423 232
894 Baby Carriages, Toys, Games, And Sporting Goods	46 676	281 644	625 621	4 878 977
895 Office And Stationery Supplies	127 713	1 175 122	1 126 105	8 865 472
896 Works Of Art, Collectors Pieces And Antiques	1 037	8 251	15 121	125 086
897 Jewellery, Goldsmith, Silversmith Wares, And Other Articles	4 379	47 463	252 566	5 165 210
898 Musical Instrument And Parts/accessories	1 196 444	7 244 414	12 360 614	92 820 271
899 Other Miscellaneous Manufactured Articles	873 359	6 071 895	16 806 528	114 930 035
961 Coin Not Being Legal Tender	0	4	0	98
971 Gold, Non-monetary	134	1 167	1 512 445	10 476 123
<b>TOTAL IM PORT</b>	<b>675 958 769</b>	<b>5 545 794 300</b>	<b>1 935 857 610</b>	<b>14 094 243 054</b>

**K3. IMPOR KAWASAN BERIKAT / BOUND ZONE IMPORT**  
**M ENURUT NEGARA ASAL / BY COUNTRY OF ORIGIN**  
**\*\*\* AGUSTUS / AUGUST 2014 \*\*\***

Kode Code	Negara Asal Country of Origin	Berat Bersih / Net Weight (Kg)		Nilai CIF / CIF Value (US\$)	
		Bulan ini Current month	Kumulatif Cum. Jan to date	Bulan ini Current month	Kumulatif Cum. Jan to date
111	JP Japan	35 758 987	288 049 068	302 268 037	2 127 118 043
112	HK Hong Kong	17 443 485	151 361 982	117 632 279	875 809 275
113	KP Korea, Dem. People'S Rep.	14	807 878	589	752 070
114	KR Korea, Republic Of	47 837 683	347 720 046	291 687 905	2 079 212 574
115	TW Taiwan	15 246 756	125 153 672	104 597 662	801 760 921
116	CN China	86 946 548	606 896 040	376 860 221	2 767 561 319
118	MO Macau	99 263	819 568	565 544	4 705 522
120	PG Papua New Guinea	1 332 405	5 573 886	486 623	2 146 949
121	TH Thailand	178 468 861	1 241 352 449	153 891 368	1 078 080 591
122	SG Singapore	40 533 405	346 213 184	162 294 271	1 067 929 655
123	PH Philippines	3 627 493	20 768 574	15 102 324	98 098 868
124	MY Malaysia	32 186 200	202 705 991	65 058 118	456 315 027
125	MM Myanmar	250 333	1 773 523	1 501 111	7 578 602
126	KH Cambodia	30 832	377 308	105 847	2 291 563
127	BN Brunei Darussalam	3 000 492	13 175 174	1 192 986	5 295 124
128	LA Lao People'S Dem. Rep.	0	7	0	50
129	NP Nepal	0	6	0	80
131	VN Viet Nam	7 705 017	64 360 856	31 973 116	266 894 197
133	IN India	3 687 199	76 398 479	16 018 682	153 438 414
134	PK Pakistan	1 609 483	9 926 792	2 767 082	23 618 290
135	BD Bangladesh	94 632	644 122	143 669	1 151 646
136	LK Sri Lanka	54 057	307 468	699 456	4 454 739
138	ID Indonesia	1 076 817	5 316 571	5 049 939	38 030 272
141	IQ Iraq	0	7	0	51
142	IR Iran (Islamic Republic Of)	367 004	1 465 216	233 361	1 269 190
143	SA Saudi Arabia	9 787 624	56 990 385	9 126 138	59 732 332
144	IL Israel	1 050	1 334	157 501	197 820
145	KW Kuwait	1 089 268	6 728 327	1 130 860	7 157 784
146	JO Jordan	0	168 992	0	160 646
148	LB Lebanon	0	17	0	5
149	PN Palestina	0	464	0	22 876
151	YE Yemen	0	282	0	3 583
152	OM Oman	1	168 398 425	5	11 053 588
154	TR Turkey	325 304	2 021 336	2 133 421	11 761 527
155	AE United Arab Emirates	11 489 075	29 937 288	6 031 646	27 490 707
156	QA Qatar	2 281 235	77 554 013	4 081 333	101 712 242
157	BH Bahrain	26	11 325	20	90 681
158	CY Cyprus	84 000	336 000	83 202	391 946
159	OD Other West Asia	0	40 004	0	65 336
211	EG Egypt	2 757 312	13 866 033	2 185 202	5 118 308
212	LY Libyan Arab Jamahiriya	0	1	0	17
213	MA Morocco	0	32 870	0	41 150
214	TN Tunisia	380	1 105	9 499	43 732
215	DZ Algeria	0	0	0	0
216	SD Sudan	0	18 763	0	34 670
219	NA Namibia	0	35 002	0	268 017
221	ET Ethiopia	0	3 181	0	207 311
222	TZ Tanzania, United Rep. Of	0	716 837	0	1 558 766
225	KE Kenya	1	21 796	8	212 395
228	BW Botswana	16	147	78	286
230	TG Togo	981 910	981 911	2 004 529	2 004 537
232	LR Liberia	3 797	10 438	35 658	104 336
235	CG Congo	0	627 302	0	518 559
236	CM Cameroon	761 684	2 255 702	1 446 435	2 475 813
237	NG Nigeria	122 131	223 463	261 710	535 131
238	SL Sierra Leone	166	1 306	12 803	55 547
239	GA Gabon	0	124 523	0	145 887
240	CI Cote D'Ivoire	724 970	1 024 896	1 510 364	2 126 949
241	SN Senegal	6	1 030 535	181	2 017 759
242	MR Mauritania	0	1	0	2
243	ML Mali	299 300	4 616 319	630 555	9 812 445
244	BJ Benin	796 724	1 766 738	1 645 663	3 677 231
245	BF Burkina Faso	510 051	3 069 289	1 030 884	6 378 573
248	VI U.S. Virgin Islands	0	0	0	0
249	SC Seychelles	0	180 313	0	281 069



**K3. IMPOR KAWASAN BERIKAT / BOUND ZONE IMPORT**  
**M ENURUT NEGARA ASAL / BY COUNTRY OF ORIGIN**  
**\*\*\* AGUSTUS / AUGUST 2014 \*\*\***

Kode Code	Negara Asal Country of Origin	Berat Bersih / Net Weight (Kg)		Nilai CIF / CIF Value (US\$)	
		Bulan ini Current month	Kumulatif Cum. Jan to date	Bulan ini Current month	Kumulatif Cum. Jan to date
251	UG Uganda	27 635	65 648	284 649	712 117
252	CF Central African Republic	599 972	908 278	1 275 478	1 907 641
253	NE Niger	0	26 563	0	19 166
256	SH Saint Helena	0	78	0	2 261
260	SZ Swaziland	445	5 760	19 609	292 913
261	ZA South Africa	6 480 519	146 531 636	7 606 478	93 829 407
262	ZW Zimbabwe	0	158 400	0	1 382 040
263	ZM Zambia	99 920	99 920	694 554	694 554
264	MW Malawi	0	116 488	0	198 042
265	KM Comoros	0	587	0	6 963
267	MU Mauritius	2	609 472	235	242 073
268	RW Rwanda	182	196	1 115	1 342
298	VG Virgin Islands (British)	5 547	70 753	45 177	240 986
311	AU Australia	97 675 366	713 107 921	58 743 892	380 641 942
312	NZ New Zealand	4 115 240	31 603 946	3 402 798	35 209 782
321	NR Nauru	0	260	0	1 928
322	NC New Caledonia	4	674 184	83	236 046
326	VU Vanuatu	0	25	0	3 394
331	AS American Samoa	849	19 389	171 306	309 580
332	CK Cook Islands	0	43 621	0	288 405
333	FJ Fiji	0	71 384	0	485 734
334	KI Kiribati	0	673	0	3 457
335	MH Marshall Islands	0	9 828	0	66 271
336	WS Samoa	1	209 512	2	598 921
339	TV Tuvalu	0	85	0	1 878
342	CC Cocos (Keeling) Islands	0	6	0	324
343	TK Tokelau	109	159	241	425
411	US United States	11 628 570	117 828 603	48 106 271	394 946 742
412	CA Canada	8 485 753	89 988 502	14 614 084	104 698 496
421	MX Mexico	204 933	57 307 944	178 415	34 878 453
422	GT Guatemala	189	12 185	2 796	69 577
423	HN Honduras	5	14 203	5	23 095
424	NI Nicaragua	0	2 631	0	34 383
425	PA Panama	69	1 024 650	7 313	414 647
426	CU Cuba	63	35 925	545	161 422
428	SR Suriname	0	4	0	412
431	CL Chile	2 987 456	25 989 332	12 415 052	82 616 151
432	VE Venezuela	8	209	122	4 539
433	AR Argentina	873 194	13 971 536	2 394 899	22 627 398
434	BR Brazil	2 629 616	230 796 787	10 964 973	146 715 367
435	CO Colombia	160 096	566 458	106 926	626 819
437	UY Uruguay	76 260	2 326 419	39 468	2 093 170
438	PY Paraguay	0	249 523	0	474 522
441	EC Ecuador	2 940	389 821	554 346	3 499 354
442	PE Peru	5 149	66 293	14 931	414 927
445	BS Bahamas	0	938	0	7 643
446	JM Jamaica	0	24 081	0	30 444
447	PR Puerto Rico	0	1 853	0	16 680
448	BZ Belize	23 766	228 760	261 476	1 973 613
449	DO Dominican Republic	3 046 774	7 991 515	1 158 819	4 418 736
450	SV El Salvador	0	70 862	0	48 625
451	CR Costa Rica	1	108 063	58	786 626
452	HT Haiti	125 450	125 450	31 363	31 363
453	BB Barbados	0	39	0	525
454	AG Antigua And Barbuda	0	98	0	1 744
455	AI Anguilla	66 478	562 943	252 311	2 075 100
457	BM Bermuda	0	84	0	705
458	CV Cape Verde	0	170	0	2 020
463	PF French Polynesia	1	1	3	3
464	GL Greenland	39 600	99 000	137 808	350 087
467	AN Netherlands Antilles	0	224	0	1 233
468	NF Norfolk Islands	0	25	0	2 992
511	GB United Kingdom	2 198 661	13 981 807	5 237 623	34 502 388
512	NL Netherlands	529 392	4 314 017	5 942 182	50 054 300
513	FR France	1 479 118	7 294 376	7 338 940	48 033 561

**K3. IMPOR KAWASAN BERIKAT / BOUND ZONE IMPORT**  
**MENURUT NEGARA ASAL / BY COUNTRY OF ORIGIN**  
**\*\*\* AGUSTUS / AUGUST 2014 \*\*\***

Kode Code	Negara Asal Country of Origin	Berat Bersih / Net Weight (Kg)		Nilai CIF / CIF Value (US\$)	
		Bulan ini Current month	Kumulatif Cum. Jan to date	Bulan ini Current month	Kumulatif Cum. Jan to date
514	DE Germany, Fed. Rep. Of	3 028 017	27 493 403	17 823 645	145 237 864
515	AT Austria	732 308	2 757 609	2 661 913	12 864 729
516	BE Belgium	331 375	3 062 181	2 257 910	19 899 456
517	CH Switzerland	745 584	4 088 742	5 713 977	24 479 638
518	LU Luxembourg	56	35 829	813	550 984
520	MC Monaco	0	5	0	307
521	DK Denmark	715 177	3 590 305	2 260 147	7 047 034
522	NO Norway	18 074	2 212 958	164 025	6 795 641
523	SE Sweden	2 559 219	27 660 932	2 703 955	27 004 023
524	FI Finland	535 725	8 864 662	848 093	9 411 981
525	IE Ireland	7 969	51 704	60 345	391 242
526	IT Italy	4 222 376	25 404 527	22 885 740	125 464 869
527	ES Spain	204 020	2 772 599	1 913 162	42 831 242
528	PT Portugal	17 455	324 858	454 400	5 676 187
529	IS Iceland	2	348 722	375	498 069
531	GR Greece	46 557	2 371 503	223 962	6 515 825
533	AD Andorra	0	309	0	2 168
534	LI Liechtenstein	1 296	6 149	53 775	245 849
540	CD Democratic Rep. Of The Congo	94 442	838 686	234 283	2 055 851
542	HU Hungary	45 937	237 183	461 600	2 936 695
543	PL Poland	58 892	2 084 380	502 260	6 469 751
544	RO Romania	68 506	248 615	272 563	1 155 472
545	BG Bulgaria	154 929	255 559	442 932	1 267 055
550	AZ Azerbaijan	0	2	0	116
552	KZ Kazakhstan	0	11	0	55 257
553	KG Kyrgyzstan	20 193	145 362	57 108	371 602
554	MD Moldova, Republic Of	0	0	0	0
557	UA Ukraine	81 888	13 541 689	222 040	6 180 142
559	LT Lithuania	21 601	22 174	52 305	80 092
560	LV Latvia	2 230	26 378	48 548	179 341
561	EE Estonia	21 600	83 256	72 274	372 828
562	GE Georgia	143	18 173	15 201	377 763
563	HR Croatia	28 600	205 846	77 634	1 048 382
564	BA Bosnia And Herzegovina	0	0	0	0
565	MT Malta	3	77 586	179	76 278
566	SK Slovakia	5 028	393 805	27 688	742 621
567	SI Slovenia	0	665	0	32 119
568	CZ Czech Republic	6 307 314	54 745 211	5 624 187	49 748 679
569	GS South Georgia And The South Sa	0	25	0	370
572	RU Russia Federation	2 939 923	8 140 943	2 066 340	11 084 722
573	RS Serbia	0	7 121	0	102 761
<b>TOTAL IMPORT</b>		<b>675 958 769</b>	<b>5 545 794 300</b>	<b>1 935 857 610</b>	<b>14 094 243 054</b>

**K4. IM POR KAWASAN BERIKAT / BOUND ZONE IM PORT**  
**M ENURUT PROPINSI DAN PELABUHAN IM POR / BY PROVINCE AND PORT OF IM PORTATION**  
**\*\*\* AGUSTUS/ AUGUST 2014 \*\*\***

Kode Code	Propinsi / Pelabuhan Impor Province / Port of Impotation	Berat Bersih / Net Weight (Kg)		Nilai CIF / CIF Value (US\$)	
		Bulan ini Current month	Kumulatif Cum. Jan to date	Bulan ini Current month	Kumulatif Cum. Jan to date
<b>SUM ATERA UTARA</b>		<b>18 659 057</b>	<b>277 807 168</b>	<b>26 950 870</b>	<b>249 371 462</b>
002	IDKNO KUALANAM U	261	1 614 287	36 180	606 020
144	IDBLW BELAWAN	18 656 991	276 173 024	26 824 835	247 912 885
166	IDMES MEDAN / POLONIA (U)	1 805	19 857	89 855	852 557
<b>RIAU</b>		<b>4 773 809</b>	<b>38 645 410</b>	<b>6 739 784</b>	<b>36 054 378</b>
225	IDDUM DUMAI	3 524 653	33 531 142	1 783 329	16 387 134
235	IDSUQ SUNGAI GUNTUNG	943 165	3 980 233	3 693 833	15 289 245
242	IDTEM TEM BILAHAN	305 561	803 056	1 235 427	3 623 413
243	IDKEN KUALA ENOK	430	621	27 195	46 525
277	IDBUN BUATAN	0	330 358	0	708 061
<b>LAMPUNG</b>		<b>26 238 774</b>	<b>325 528 022</b>	<b>14 450 259</b>	<b>171 403 238</b>
395	IDRPG PANJANG	26 238 774	325 528 022	14 450 259	171 403 238
<b>KEPULAUAN RIAU</b>		<b>6 291 471</b>	<b>69 985 073</b>	<b>76 514 327</b>	<b>459 311 258</b>
248	IDTBK TANJUNG BALAI KARIM UN	4 388 878	50 053 575	54 310 989	229 005 621
250	IDTAN TANJUNG UBAN	1 902 589	19 466 648	22 201 262	225 489 536
251	IDTPN TANJUNG PINANG	4	3 198	2 076	666 373
263	IDPAS PASIR PANJANG	0	461 652	0	4 149 728
<b>DKI JAKARTA</b>		<b>279 767 617</b>	<b>2 286 648 626</b>	<b>1 445 914 673</b>	<b>10 541 793 867</b>
431	IDTPP TANJUNG PRIOK	272 660 238	2 231 132 024	1 165 314 772	8 354 405 146
433	IDJKT JAKARTA / PASAR IKAN	3 524 018	26 263 457	15 784 425	99 658 474
434	IDCGK SOEKARNO-HATTA (U)	3 572 148	29 167 427	263 956 772	2 081 395 695
436	IDHLP HALIM PERDANA KUSUMA (U)	11 213	85 718	858 704	6 334 552
<b>JAWA BARAT</b>		<b>181</b>	<b>815</b>	<b>9 633</b>	<b>37 174</b>
466	IDBDO HUSEIN SASTRANEGARA	181	815	9 633	37 174
<b>JAWA TENGAH</b>		<b>34 503 513</b>	<b>225 886 853</b>	<b>117 121 354</b>	<b>810 337 370</b>
494	IDTES TANJUNG EMAS	34 457 318	225 643 472	116 548 468	806 811 425
496	IDSRG ACHM AD YANI (U)	41 800	233 039	498 718	3 214 928
498	IDSOC JEBRES/ADI SUMARMO	4 395	10 342	74 168	311 017
<b>DI YOGYAKARTA</b>		<b>1 142</b>	<b>8 353</b>	<b>35 761</b>	<b>341 090</b>
531	IDJOG ADI SUCIPTO (U)	1 142	8 353	35 761	341 090
<b>JAWA TIM UR</b>		<b>115 894 319</b>	<b>815 809 882</b>	<b>159 172 639</b>	<b>1 059 273 308</b>
562	IDGRE GRESIK	13 156 934	236 671 716	12 972 497	81 637 838
563	IDTPE TANJUNG PERAK	102 138 560	575 759 809	137 400 028	900 170 504
587	IDSUB JUANDA (U)-SURABAYA	126 104	1 101 169	7 270 972	69 976 735
588	IDSUR SURABAYA (PTT)	472 721	2 277 188	1 529 142	7 488 231
<b>BANTEN</b>		<b>189 249 934</b>	<b>1 504 276 826</b>	<b>86 587 671</b>	<b>741 586 180</b>
461	IDMRK MERAK	189 249 934	555 535 961	86 587 671	340 362 400
473	IDCGD CIGADING	0	948 740 865	0	401 223 780
<b>BALI</b>		<b>12 989</b>	<b>214 051</b>	<b>937 008</b>	<b>14 420 532</b>
613	IDBOA BENOA/LOLOAN	0	15 600	0	1 138
620	IDDPS NGURAH RAI (U)	12 989	198 451	937 008	14 419 394
<b>KALIMANTAN TIM UR</b>		<b>110</b>	<b>42 579</b>	<b>950</b>	<b>451 585</b>
803	IDBPP BALIKPAPAN	0	38 155	0	274 717
814	IDBPN SEPINGGAN (U)	110	4 424	950	176 868
<b>SULAWESI UTARA</b>		<b>565 853</b>	<b>940 642</b>	<b>1 422 681</b>	<b>9 861 612</b>
835	IDBIT BITUNG	557 722	925 697	1 259 741	8 589 733
843	IDMDC SAM RATULANGI (U)	8 131	14 945	162 940	1 271 879
<b>TOTAL IM PORT</b>		<b>675 958 769</b>	<b>5 545 794 300</b>	<b>1 935 857 610</b>	<b>14 094 243 054</b>





# DATA

## MENCERDASKAN BANGSA



**BADAN PUSAT STATISTIK**

Jl. dr. Sutomo No. 6-8 Jakarta 10710

Telp. : (021) 3841195, 3842508, 3810291-4, Fax. : (021) 3857046

Homepage : <http://www.bps.go.id> E-mail : [bpsHQ@bps.go.id](mailto:bpsHQ@bps.go.id)

ISSN 0126-3668



9 770126 366007 >