



Katalog BPS: 8202006

BULETIN
STATISTIK PERDAGANGAN LUAR NEGERI
FOREIGN TRADE STATISTICAL BULLETIN

IMPOR / IMPORTS

Oktober
October **2014**



BULETIN

STATISTIK PERDAGANGAN LUAR NEGERI

FOREIGN TRADE STATISTICAL BULLETIN

IMPOR / IMPORTS

Oktober
October **2014**



Buletin
STATISTIK PERDAGANGAN LUAR NEGERI
FOREIGN TRADE STATISTICAL BULLETIN
IMPOR/IMPORTS

Oktober/October 2014

ISSN: 0126-3668

No. Publikasi/Publication Number: 06120.1501

Katalog BPS/BPS Catalogue: 8202006

Ukuran Buku/Book Size: 21 cm x 28 cm

Jumlah Halaman/Number of pages: xx+202 halaman/pages

Naskah/Manuscript:

Subdirektorat Statistik Impor

Subdirectorate of Import Statistics

Gambar Cover/Cover Design:

Subdirektorat Publikasi dan Kompilasi Statistik

Subdirectorate of Statistical Publication and Compilation

Diterbitkan oleh/Published by:

Badan Pusat Statistik, Jakarta-Indonesia

BPS-Statistics Indonesia

Dicetak oleh/Printed by:

Boleh dikutip dengan menyebut sumbernya

May be cited with reference to the source

KATA PENGANTAR

Publikasi Statistik Impor Oktober 2014 merupakan kelanjutan dari publikasi sebelumnya yang diterbitkan secara bulanan oleh Badan Pusat Statistik Republik Indonesia (BPS-RI). Data yang disajikan dalam publikasi ini, mencakup :

- A. Impor menurut Golongan Barang HS, Golongan Barang SITC, Komoditi (HS), Negara Asal, Pelabuhan Impor, Negara Asal dan Lima Golongan Barang Utama SITC 3 digit, Komoditi tertentu dan Negara Asal Utama
- B. Impor Kawasan Berikat menurut Golongan Barang HS 2 digit, Golongan Barang SITC, Negara Asal, Provinsi dan Pelabuhan Impor

Ucapan terima kasih dan penghargaan yang setinggi-tingginya disampaikan kepada Direktorat Jenderal Bea dan Cukai, Kementerian Keuangan dan Bank Indonesia yang telah secara teratur dan berkesinambungan mengirimkan dokumen PIB, serta PT. Pertamina yang telah memberikan data impor minyak dan gas secara rutin. Selanjutnya, kepada semua pihak yang juga telah membantu BPS-RI sehingga memungkinkan diterbitkannya publikasi ini diucapkan terima kasih.

Akhirnya, kami mengharapkan semoga publikasi ini bermanfaat bagi pengguna data.

Jakarta, Januari 2015
Badan Pusat Statistik
Kepala



Dr. SURYAMIN, M.Sc

FOREWORD

The monthly publication of import statistics, is a sequential issue from the preceding publication which developed by The BPS-Statistics of the Republic of Indonesia. This Publication covered:

- A. Import by HS Commodity Groups, SITC Commodity Groups, Commodity (HS), Country of Origin, Port of Importation, Country of Origin and Five Major SITC Commodity Group, Certain Commodities import by Main Country of Origin
- B. Bonded Zone import by Commodity 2 Digits HS, by SITC Commodity Group, Country of Origin, by Province and port of Importation

Deeply gratitude and the highest appreciation are due to the Directorate General of Custom, Ministry of Finance and Bank of Indonesia of their contribution of regularly in sending documents, and also to PT. Pertamina for the best cooperation in supporting data of oil and gas so that BPS published this edition successfully.

Finally, it is hoped that this publication would be useful for users.

Jakarta, January 2015
BPS-Statistics Indonesia
Distribution and Service Statistics



Dr. SURYAMIN, M.Sc

PENJELASAN

1. DAERAH PENCATATAN

Daerah pencatatan statistik dalam publikasi ini meliputi seluruh wilayah Republik Indonesia.

2. SUMBER DOKUMEN

Statistik dikumpulkan berdasarkan dokumen impor (Pemberitahuan Impor Barang (PIB - BC 2.0) dan Pemberitahuan Pengangkutan Barang Impor (PPBI – BC 2.3) yang diisi oleh importir. Dokumen PIB - BC 2.0 dan PPBI - BC 2.3 diterima dari Bea dan Cukai dan berlaku sejak April 1997 berdasarkan Surat Keputusan Menteri Keuangan nomor 101/KMK.05/1997 tanggal 10 Maret 1997.

3. SISTEM PERDAGANGAN

Sistem pencatatan Statistik Perdagangan Luar Negeri mempergunakan Sistem Perdagangan Umum (*the General Trade System*) atau dengan Sistem Perdagangan Khusus (*the Special Trade System*). Dalam Sistem Perdagangan Umum, Kawasan Berikat dianggap sebagai "dalam negeri", sedangkan dalam Sistem Perdagangan Khusus, dianggap sebagai "luar negeri". Sejak Januari 2008, sistem pencatatan Statistik Impor menggunakan Sistem Perdagangan Umum.

4. RUANG LINGKUP

Pencatatan Statistik Impor meliputi seluruh barang-barang yang masuk ke wilayah Indonesia.

5. KASUS KHUSUS

- 5.1. Sebagian impor kapal laut dan pesawat beserta suku cadangnya termasuk dalam Statistik Impor.
- 5.2. Barang-barang luar negeri yang diolah atau diperbaiki di dalam negeri tetap dicatat sebagai barang impor, meskipun setelah barang tersebut selesai diproses akan kembali ke luar negeri (*re-ekspor*).
- 5.3. Barang-barang di bawah ini tidak termasuk di dalam Statistik Impor:
 - a. Pakaian dan barang-barang perhiasan penumpang.
 - b. Barang-barang penumpang untuk dipakai sendiri, kecuali lemari es, pesawat TV dan sebagainya.
 - c. Barang-barang yang diimpor untuk keperluan perwakilan (kedutaan) suatu negara.
 - d. Barang-barang untuk ekspedisi dan ekshibisi/pameran.
 - e. Sebagian barang-barang yang langsung diimpor oleh angkatan bersenjata.
 - f. Pembungkus/peti kemas.
 - g. Uang dan surat-surat berharga.
 - h. Barang-barang sebagai contoh.

6. SISTEM PENGOLAHAN

Data dalam publikasi ini mencakup dokumen PIB selama Oktober 2014 yang diterima oleh Badan Pusat Statistik sampai akhir November 2014. Sistem pengolahan menggunakan *Carry Over*. Dengan metode ini dokumen-dokumen dari Bea dan Cukai ditunggu selama satu bulan setelah bulan berjalan. Dokumen-dokumen yang datang terlambat akan dimasukkan dalam bulan pengolahan berikutnya.

7. KLASIFIKASI JENIS BARANG

Penggolongan barang yang digunakan di dalam statistik impor adalah klasifikasi Barang Impor yang berdasarkan pada Buku Tarif Kepabeanan Indonesia 2012 (BTKI 2012) yang mengacu pada amandemen keempat dari World Customs Organization (WCO) sebagai lembaga Internasional yang menyusun klasifikasi Harmonized System (HS). Disamping menggunakan HS sebagai klasifikasi jenis barang, juga digunakan Standard International Trade Classification (SITC) Revisi 4.

8. PERIODE REFERENSI

Periode penentuan impor adalah tanggal penyelesaian dokumen oleh pejabat-pejabat Bea dan Cukai yang terdapat dalam dokumen impor.

9. NILAI BARANG

Nilai barang dinyatakan dalam nilai CIF (US\$) dan nilai kurs Oktober 2014 yang digunakan adalah US\$ 1 = Rp.12.192,-

10. SATUAN BARANG

Berat barang impor adalah berat bersih dan dinyatakan dalam Kg.

11. NEGARA ASAL

Negara asal adalah negara dimana barang-barang tersebut dihasilkan dan dokumennya telah diperiksa serta dinyatakan sesuai dengan peraturan yang berlaku oleh pejabat Bea dan Cukai.

EXPLANATORY NOTES

1. AREA RECORDINGS

The statistical recording area in this publication covers the entire territory of the Republic of Indonesia.

2. SOURCE OF DOCUMENTS

Statistics are compiled based on Import Declaration Form (Pemberitahuan Impor Barang (PIB-BC 2.0) or Pemberitahuan Pengangkutan Barang Impor (PPBI-BC 2.3)) of Import documents that are filled by importers. The PIB documents received from Customs and Excise, prevailing on April 1, 1997, based on Minister of Finance Decree No. 101/KMK.05/1997, March 10, 1997.

3. TRADE SYSTEM

The systems of recording Foreign Trade Statistics apply the General Trade System or the Special Trade System. In the General Trade System, the Bonded Zone is regarded as "*Domestic*", while in the Special Trade System; the Bonded Zone is regarded as "*Abroad*". Since January 2008, the systems of recording import Statistics have applied the General Trade System.

4. COVERAGE

The recording Import Statistics covers all goods entering the Indonesian territory.

5. PARTICULAR CASES

5.1 Part of importation of sea vessels and airplanes and their spare parts are included in the Import Statistics.

5.2 Overseas goods which are processed or modified in Indonesian Country are recorded as importation, although after the goods finish process will return to abroad (re-exports).

5.3 The goods here under are not included in the Import Statistics:

- a. Clothes and jewelry of passengers.
- b. Luggage of passengers of own use, except refrigerators, television sets, etc.
- c. Goods imported for the use of foreign countries representations (embassies).
- d. Goods for expeditions and exhibition shows.
- e. A part of the goods directly imported by armed forces.
- f. Packing's containers to be refilled.
- g. Bank notes and securities.
- h. Sample goods.

6. PROCESSING SYSTEM

The data in this publication covers documents of October, 2014 were received by the BPS to the end of November, 2014. The documents are processed using a carry over system. The deadline for the acceptance of documents of a certain month is one month after the reference period, which means the end of the following month. The documents accepted after the deadline is considered as the document of the following month.

7. COMMODITY CLASSIFICATION

The classification of goods in this publication applies the 2012 Indonesia's Custom Tariff Classification, based on fourth amendment from World Customs Organization (WCO) as an International Organization who arranged the Classification of Harmonized System (HS). Besides applying the HS, the Standard International Trade Classification (SITC) Revised 4 is also applied in the classification of goods.

8. REFERENCE PERIOD

The period of import determination is the date of settlement/completion by the Customs and Excise Officials as stated in the Import documents.

9. COMMODITY VALUATION

The values recorded, are the CIF value (US\$). The exchange rate use for October, 2014, US\$1 = Rp.12.192,-

10. UNIT OF COMMODITY

The net weight imported of goods are present to Kg.

11. COUNTRY OF ORIGIN

Country of origin is the country in which the goods have been produced, after being verified by Customs and Excise Officials, pursuant to the prevailing regulations

DAFTAR ISI/CONTENTS

	Halaman/Page
KATA PENGANTAR/ <i>FOREWORD</i>	iii-iv
PENJELASAN/ <i>EXPLANATORY NOTES</i>	v-viii
DAFTAR ISI/ <i>CONTENTS</i>	ix
RINGKASAN/ <i>SUMMARY</i>	xi-xix
Tabel/ <i>Table</i> I-1. Import Menurut Golongan Barang HS/ <i>Import by HS Commodity Groups</i>	
Menurut 21 Golongan Barang HS/ <i>By 21 HS Commodity Groups</i>	1
Menurut Golongan Barang 2 Dijit HS/ <i>By Commodity Groups 2 Digit</i>	
<i>Code HS</i>	2
Menurut 40 Golongan Barang HS Terbesar/ <i>By 40 Biggest Commodities</i>	
<i>10 Digit HS Code</i>	4
Tabel/ <i>Table</i> I-2. Impor Menurut Golongan Barang SITC/ <i>Import by SITC Commodity</i>	
<i>Groups</i>	5-10
Tabel/ <i>Table</i> I-3. Impor Menurut Komoditi (HS)/ <i>Import by Commodity (HS)</i>	11-147
Tabel/ <i>Table</i> I-4. Impor Menurut Negara Asal/ <i>Import by Country of Origin</i>	148-151
Tabel/ <i>Table</i> I-5. Impor Menurut Pelabuhan Impor/ <i>Import by Port of Importation</i>	152-155
Tabel/ <i>Table</i> I-6 Impor Menurut Negara Asal dan Lima Golongan Barang (SITC)	
Utama/ <i>Import by Country of Origin and Five Major SITC Commodity</i>	
<i>Group</i>	156-185
Tabel/ <i>Table</i> I-7 Impor Komoditi Tertentu Menurut Negara Asal Utama/ <i>Certain</i>	
<i>Commodities Import by Main Country of Origin</i>	186-190
Tabel/ <i>Table</i> K1 Import Kawasan Berikat Menurut Golongan Barang 2 Dijit HS/ <i>Bonded</i>	
<i>Zone Import by Commodity 2 Digits HS</i>	191-192
Tabel/ <i>Table</i> K2 Impor Kawasan Berikat Menurut Golongan Barang SITC/	
<i>Bonded Zone Import by SITC Commodity Group</i>	193-197
Tabel/ <i>Table</i> K3 Impor Kawasan Berikat Menurut Negara Asal/ <i>Bonded Zone</i>	
<i>Import by Country of Origin</i>	198-200
Tabel/ <i>Table</i> K4 Impor Kawasan Berikat Menurut Provinsi dan Pelabuhan Impor/ <i>Bonded</i>	
<i>Zone Import by Province and Port of Importation</i>	201

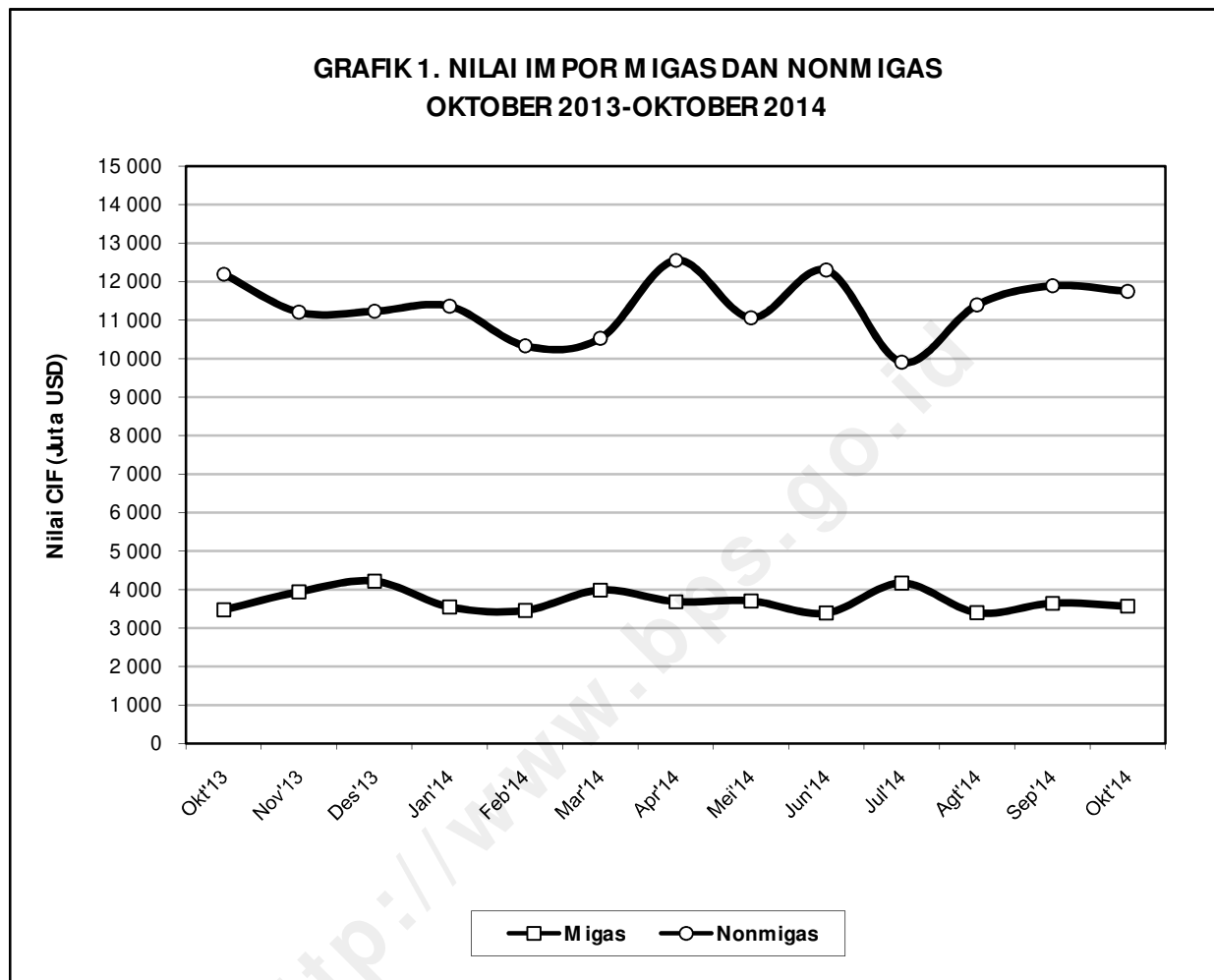
RINGKASAN

Pada Oktober 2014 nilai impor mencapai USD15.528,0 juta yang terdiri dari impor melalui Kawasan Berikat sebesar USD1.938,0 juta (12,64 persen) dan di Luar Kawasan Berikat sebesar USD13.390,0 juta (87,36 persen). Nilai impor migas Indonesia mencapai USD3.577,6 juta atau 23,34 persen dari total impor Indonesia. Sedangkan nilai impor nonmigas Indonesia mencapai USD11.750,4 juta dan memberikan peranan 76,66 persen terhadap total impor Indonesia.

**TABEL 1. IMPOR MIGAS DAN NONMIGAS
OKTOBER 2013 – OKTOBER 2014**

Tahun/ Bulan	Migas		Nonmigas		Total	
	Indonesia	Kawasan Berikat	Indonesia	Kawasan Berikat	Indonesia	Kawasan Berikat
Nilai CIF (Juta USD)						
2013						
Oktober	3 473,9	5,8	12 200,1	1 882,4	15 674,0	1 888,2
November	3 938,9	55,2	11 210,4	1 719,4	15 149,3	1 774,6
Desember	4 221,6	88,4	11 234,3	1 735,2	15 455,9	1 823,6
2014						
Januari	3 550,5	8,7	11 365,7	1 712,0	14 916,2	1 720,7
Februari	3 457,2	11,8	10 333,5	1 552,8	13 790,7	1 564,6
Maret	3 994,6	11,9	10 529,1	1 596,5	14 523,7	1 608,4
April	3 692,8	8,3	12 562,2	2 052,3	16 255,0	2 060,6
Mei	3 706,6	24,1	11 063,7	1 779,9	14 770,3	1 804,0
Juni	3 394,2	12,2	12 303,6	1 873,3	15 697,8	1 885,5
Juli	4 173,0	0,9	9 908,7	1 513,7	14 081,7	1 514,6
Agustus	3 399,3	3,6	11 393,9	1 932,2	14 793,2	1 935,8
September	3 651,6	29,1	11 894,5	1 819,0	15 546,1	1 848,1
Oktober	3 577,6	0,9	11 750,4	1 937,1	15 328,0	1 938,0
Peranan Terhadap Total Impor (%)						
2013						
Oktober	22,16	0,31	77,84	99,69	100,00	100,00
November	26,00	3,11	74,00	99,89	100,00	100,00
Desember	27,31	4,85	72,69	95,15	100,00	100,00
2014						
Januari	23,80	0,51	76,20	99,49	100,00	100,00
Februari	25,07	0,75	74,93	99,25	100,00	100,00
Maret	27,50	0,74	72,50	99,26	100,00	100,00
April	22,72	0,40	77,28	99,60	100,00	100,00
Mei	25,09	1,34	74,91	98,66	100,00	100,00
Juni	21,62	0,65	78,38	99,35	100,00	100,00
Juli	29,63	0,06	70,37	99,94	100,00	100,00
Agustus	22,98	0,19	77,02	99,81	100,00	100,00
September	23,49	1,57	76,51	98,43	100,00	100,00
Oktober	23,34	0,05	76,66	99,95	100,00	100,00

Dari total nilai impor migas Indonesia, impor melalui Kawasan Berikat hanya sebesar USD0,9 juta atau 0,03 persen, sedangkan sisanya USD3.690,1 juta (99,97 persen) di Luar Kawasan Berikat. Sementara itu, nilai impor nonmigas di Luar Kawasan Berikat mencapai USD9.813,3 juta atau 83,51 persen dan melalui Kawasan Berikat USD1.937,1 juta (16,49 persen).



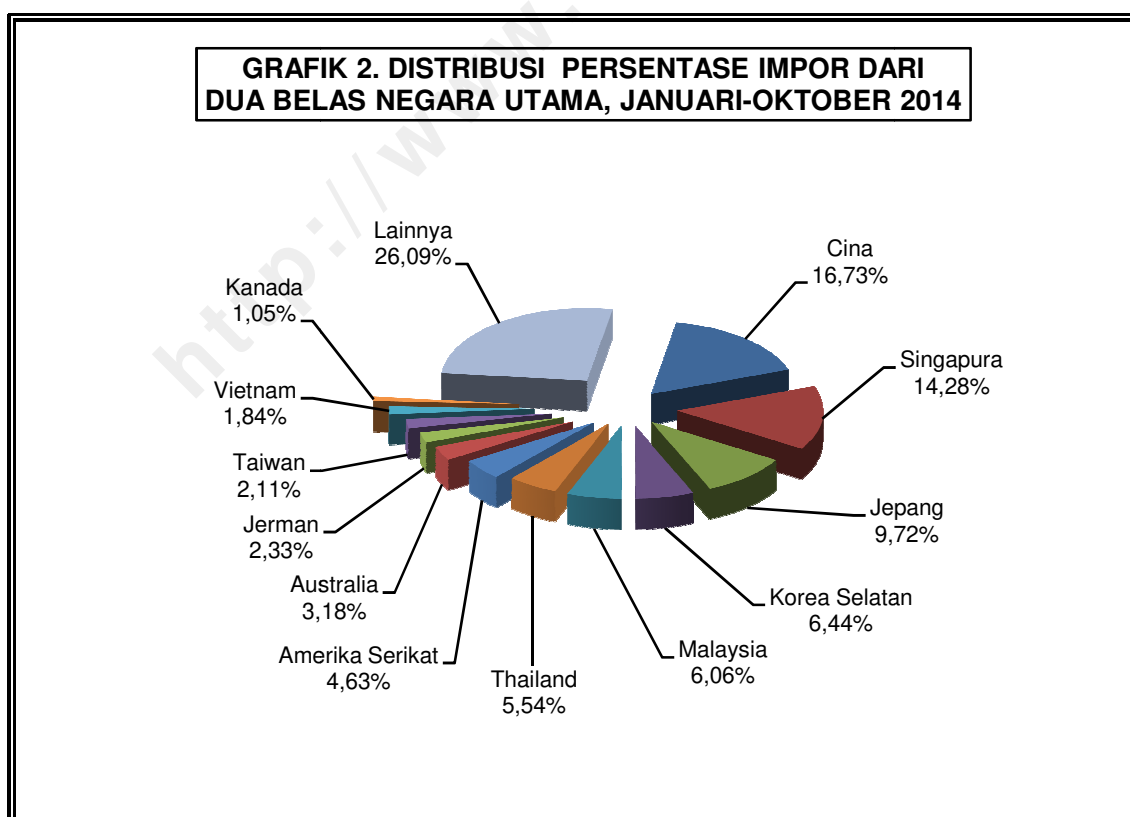
Dilihat dari peranannya, selama tiga belas bulan terakhir impor migas memberikan kontribusi rata-rata 24,67 persen per bulan dan impor nonmigas sebesar 75,33 persen per bulan. Sementara itu, pada Oktober 2014 peranan impor migas mencapai 23,34 persen yang berarti angka tersebut berada di bawah rata-rata. Sebaliknya peranan impor nonmigas berada di atas rata-rata, yaitu 76,66 persen.

Dengan diterapkannya Sistem Perdagangan Umum (*General Trade System*) dalam pencatatan statistik impor, secara keseluruhan nilai impor barang yang tercatat mengalami kenaikan yang nyata (signifikan).

**TABEL 2. PERKEMBANGAN IMPOR MIGAS DAN NONMIGAS
JANUARI-OKTOBER 2010-2014**

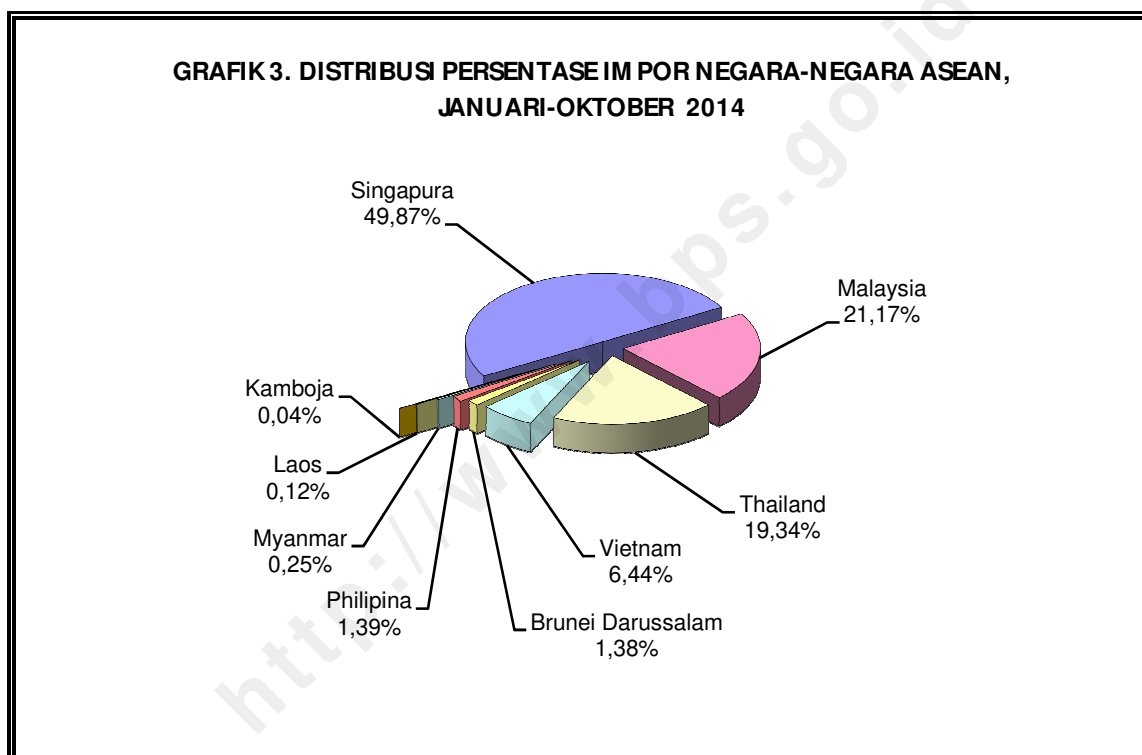
Bulan/ Tahun	Nilai (Juta USD)			Peranan (%)		
	Migas	Nonmigas	Total	Migas	Nonmigas	Total
Jan-Okt:						
2010	21 822,7	87 686,3	109 509,0	19,93	80,07	100,00
2011	33 604,1	111 962,0	145 566,1	23,09	76,91	100,00
2012	34 780,2	124 393,8	159 174,0	21,85	78,15	100,00
2013	37 105,9	118 917,6	156 023,5	23,78	76,22	100,00
2014	36 597,4	113 105,3	149 702,7	24,45	75,55	100,00

Impor Indonesia Januari-Oktober 2013 sebesar USD149.702,7 juta atau turun 4,05 persen dibanding periode yang sama tahun sebelumnya. Penurunan tersebut dipicu oleh turunnya impor migas 1,37 persen (USD508,5 juta) dan nonmigas 4,89 persen (USD5.812,3 juta). Dilihat dari nilainya, selama Januari-Oktober periode 2010-2014 didominasi oleh impor nonmigas dengan rata-rata peranan sebesar 77,38 persen per tahun. Dengan demikian dapat disimpulkan bahwa perekonomian Indonesia selama ini masih bertumpu pada impor sektor nonmigas.



Dari keseluruhan nilai impor pada Januari-Oktober 2014, 73,91 persen berasal dari dua belas negara utama. Cina menempati posisi pertama, yaitu 16,73 persen dari total impor Indonesia, diikuti oleh Singapura (14,28 persen), Jepang (9,72 persen), Korea Selatan (6,44 persen), Malaysia (6,06 persen), Thailand (5,54 persen), Amerika Serikat (4,63 persen), Australia (3,18 persen), Jerman (2,33 persen), Taiwan (2,11 persen), Vietnam (1,84 persen), dan Kanada (1,05 persen).

Impor terbesar pada Januari-Oktober 2014 berasal dari kelompok sembilan negara APEC Lainnya yakni mencapai 39,85 persen atau sebesar USD59.653,3 juta. Kelompok negara ASEAN berada di urutan berikutnya dengan peranan sebesar 28,63 persen (USD42.863,8 juta), kemudian diikuti kelompok negara Uni Eropa 7,13 persen (USD10.680,0 juta), kelompok negara NAFTA sebesar 5,79 persen (USD8.665,0 juta), sedangkan kelompok negara lainnya menyumbang 18,60 persen (USD27.840,6 juta).



Jika dilihat impor Indonesia dari kelompok ASEAN, selama Januari-Oktober 2014 peranan impor yang paling tinggi adalah dari Singapura dengan peranan sebesar 49,87 persen dari total impor ASEAN. Malaysia menempati urutan kedua sebesar 21,17 persen, diikuti oleh Thailand (19,34 persen), Vietnam (6,44 persen), Brunei Darussalam (1,38 persen), dan Philipina (1,39 persen), sementara peranan impor dari Laos, Myanmar, dan Kamboja masih di bawah satu persen.

Dari kelompok negara Uni Eropa, selama Januari-Oktober 2014 peranan impor yang paling tinggi adalah dari Jerman sebesar 32,71 persen dari total impor Uni Eropa. Italia menempati urutan kedua dengan peranan 13,95 persen, diikuti oleh Perancis (10,82 persen), Inggris (7,19 persen), dan Belanda (6,84 persen).

**TABEL 3. NILAI DAN PERANAN IMPOR
DARI KELOMPOK NEGARA ASEAN, NAFTA, DAN UNI EROPA
JANUARI-OKTOBER 2013 DAN 2014**

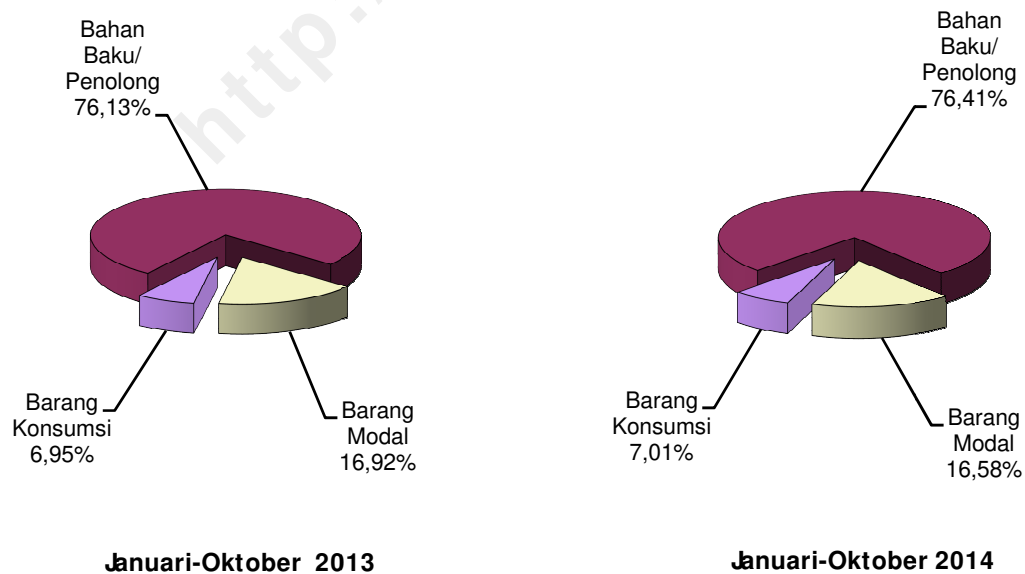
KELOMPOK NEGARA	Januari-Oktober 2013		Januari-Oktober 2014		Perubahan Jan-Okt 2014 thd Jan-Okt 2013 (%)
	Nilai (Juta USD)	Peranan (%)	Nilai (Juta USD)	Peranan (%)	
APEC					
ASEAN	45 136,0	28,93	42 863,8	28,63	-5,03
Thailand	9 289,2	5,95	8 289,5	5,54	-10,76
Singapura	21 275,1	13,64	21 376,5	14,28	0,48
Philippina	670,7	0,43	595,4	0,40	-11,23
Malaysia	10 980,6	7,04	9 073,4	6,06	-17,37
Myanmar	64,5	0,04	107,6	0,07	66,82
Kamboja	14,5	0,01	17,2	0,01	18,62
Brunei Darussalam	574,7	0,37	591,3	0,40	2,89
Laos	6,3	0,00	51,1	0,03	711,11
Vietnam	2 260,4	1,45	2 761,8	1,84	22,18
NAFTA	9 844,3	6,31	8 665,0	5,79	-11,98
Amerika Serikat	7 631,8	4,89	6 938,6	4,63	-9,08
Kanada	1 742,8	1,12	1 566,4	1,05	-10,12
Meksiko	469,7	0,30	160,0	0,11	-65,94
NEGARA APEC LAINNYA	61 305,8	39,29	59 653,3	39,85	-2,70
Jepang	16 250,4	10,42	14 555,7	9,72	-10,43
Hongkong	1 728,4	1,11	1 548,9	1,03	-10,39
Korea Selatan	9 658,5	6,19	9 636,4	6,44	-0,23
Taiwan	3 760,3	2,41	3 154,5	2,11	-16,11
Cina	24 937,9	15,98	25 045,0	16,73	0,43
Papua Nugini	72,7	0,05	25,0	0,02	-65,61
Australia	4 053,2	2,60	4 754,1	3,18	17,29
Selandia Baru	647,9	0,41	724,3	0,48	11,79
Chili	196,5	0,12	209,4	0,14	6,56
UNI EROPA	11 572,0	7,42	10 680,0	7,13	-7,71
Jerman	3 764,8	2,41	3 493,5	2,33	-7,21
Italia	1 404,3	0,90	1 489,8	1,00	6,09
Perancis	1 339,9	0,86	1 155,1	0,77	-13,79
Inggris	929,2	0,60	768,2	0,51	-17,33
Belanda	859,1	0,55	730,0	0,49	-15,03
Swedia	746,0	0,48	576,0	0,38	-22,79
Belgia	520,9	0,33	498,3	0,33	-4,34
Finlandia	341,1	0,22	476,6	0,32	39,72
Spanyol	484,2	0,31	435,1	0,29	-10,14
Austria	314,0	0,20	286,1	0,19	-8,89
Republik Cheska	147,0	0,10	147,7	0,10	0,48
Denmark	172,6	0,11	140,7	0,09	-18,48
Polandia	122,0	0,08	117,5	0,08	-3,69
Irlandia	93,9	0,06	83,0	0,06	-11,61
Yunani	73,9	0,05	76,7	0,05	3,79
Uni Eropa Lainnya	259,1	0,17	205,7	0,14	-20,61
LAINNYA	28 165,4	18,05	27 840,6	18,60	-1,15
TOTAL IMPOR	156 023,5	100,00	149 702,7	100,00	-1,98

**TABEL 4. IM POR M ENURUT GOLONGAN PENGGUNAAN BARANG
JANUARI-OKTOBER 2010-2014**

Bulan/ Tahun	Nilai (Juta USD)				Peranan (%)			
	Barang Konsumsi	Bahan Baku/ Penolong	Barang M odal	Total	Barang Konsumsi	Bahan Baku/ Penolong	Barang M odal	Total
Jan-Okt:								
2010	8 008,1	79 529,2	21 971,7	109 509,0	7,31	72,62	20,07	100,00
2011	11 195,6	108 225,3	26 145,2	145 566,1	7,69	74,35	17,96	100,00
2012	11 046,2	116 268,7	31 859,1	159 174,0	6,94	73,04	20,02	100,00
2013	10 849,1	118 774,9	26 399,5	156 023,5	6,95	76,13	16,92	100,00
2014	10 497,9	114 378,7	24 826,1	149 702,7	7,01	76,41	16,58	100,00

Rata-rata nilai impor Januari-Oktober periode 2010-2014 adalah USD143.995,1 juta dengan rata-rata nilai impor barang konsumsi dan peranannya USD10.319,4 juta (7,18 persen), impor bahan baku/penolong USD107.435,4 juta (74,51 persen), dan impor barang modal USD26.240,3 juta (18,31 persen). Jika dibandingkan Januari-Oktober 2013, nilai impor golongan barang konsumsi, bahan baku/penolong, dan barang modal mengalami penurunan masing-masing 3,24 persen (US\$351,2 juta), 3,70 persen (US\$4.396,2 juta), dan 5,96 persen (US\$1.573,4 juta).

**GRAFIK 4. PERSENTASE NILAI IM POR INDONESIA
M ENURUT GOLONGAN PENGGUNAAN BARANG
JANUARI-OKTOBER 2013 DAN 2014**



Dilihat dari peranannya selama Januari-Oktober periode 2010-2014, rata-rata peranan tertinggi diberikan oleh impor bahan baku/penolong, yaitu 74,51 persen, diikuti oleh barang modal sebesar 18,31 persen dan barang konsumsi sebesar 7,18 persen. Sementara itu, peran barang konsumsi tertinggi dicapai di tahun 2011, yaitu 7,69 persen. Golongan bahan baku/penolong memberikan peranan tertinggi di tahun 2014 sebesar 76,41 persen, sedangkan barang modal pada tahun 2010 sebesar 20,07 persen.

Peran nilai impor barang modal terhadap keseluruhan nilai impor pada Januari-Oktober 2014 mengalami penurunan dari 16,92 persen menjadi 16,58 persen jika dibandingkan dengan periode yang sama tahun sebelumnya. Sebaliknya impor barang konsumsi dan bahan baku/penolong mengalami peningkatan masing-masing dari 6,95 persen menjadi 7,01 persen dan dari 76,13 persen menjadi 76,41 persen.

Menurut golongan barang SITC (*Standard International Trade Classification*) 1 digit, kelompok barang utama impor selama Januari-Oktober 2014 adalah kelompok mesin dan alat angkutan dengan nilai sebesar USD44.117,0 juta dan memberikan peran sebesar 29,47 persen dari total impor Indonesia. Dilihat dari nilainya, impor kelompok barang ini turun 9,43 persen dibandingkan periode yang sama tahun sebelumnya. Demikian juga peranan impor kelompok barang ini mengalami penurunan dari 31,22 persen menjadi 29,47 persen.

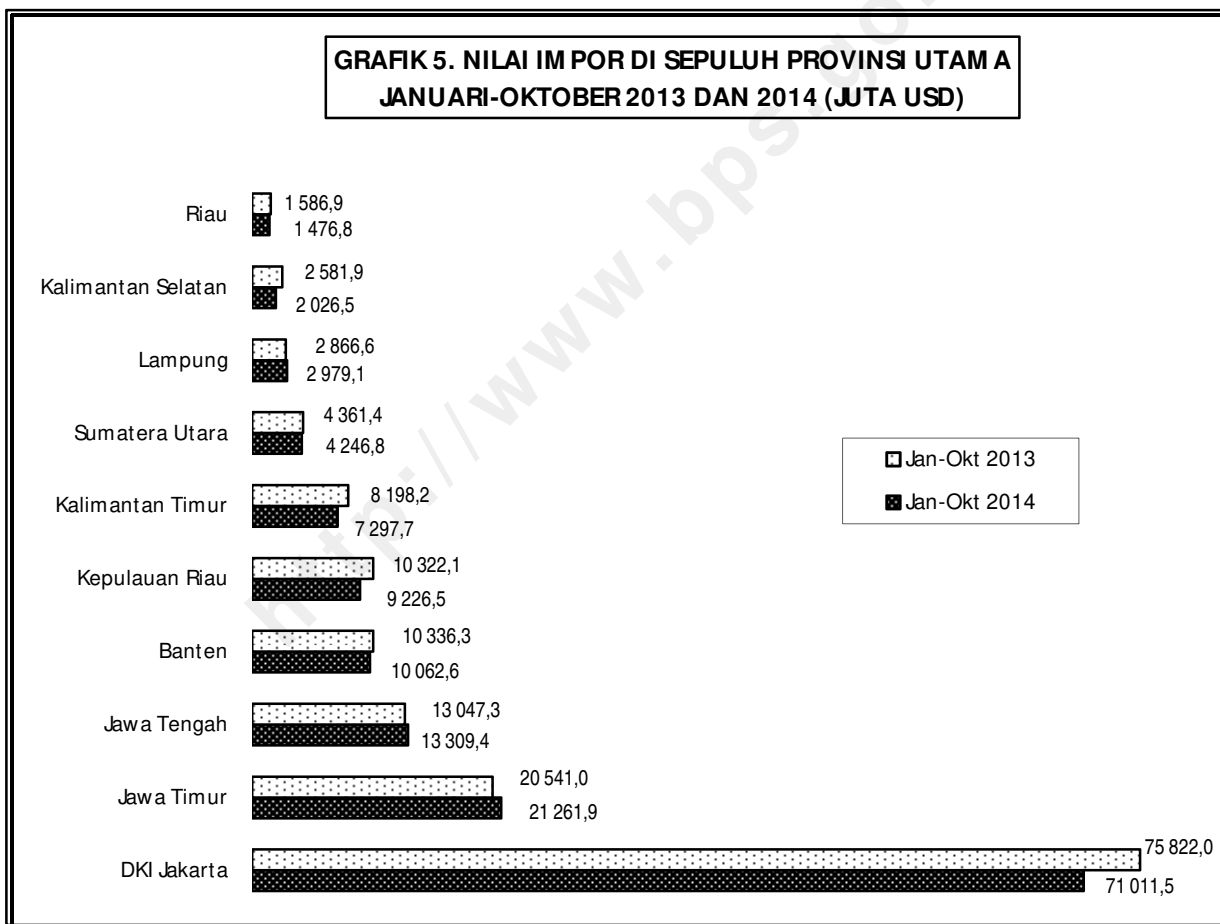
**TABEL 5. IM POR M ENURUT SITC-1 DIJIT
JANUARI-OKTOBER 2013 DAN 2014**

SITC	Januari-Oktober 2013		Januari-Oktober 2014		Perubahan Jan-Okt 2014 thd Jan-Okt 2013 (%)
	Nilai (Juta USD)	Peranan (%)	Nilai (Juta USD)	Peranan (%)	
0 Bahan Makanan dan Binatang Hidup	11 529,6	7,39	12 314,5	8,23	6,81
1 Minuman dan Tembakau	675,9	0,43	677,9	0,45	0,30
2 Bahan Baku dan Hasil Tambang	7 800,6	5,00	7 766,4	5,19	-0,44
3 Minyak dan Bahan Bakar Mineral	37 284,9	23,90	36 989,8	24,71	-0,79
4 Minyak Nabati dan Hewani	194,8	0,12	119,3	0,08	-38,76
5 Bahan Kimia dan produknya	19 900,6	12,76	19 877,7	13,28	-0,12
6 Barang-barang Buatan Pabrik	24 122,1	15,46	22 199,7	14,83	-7,97
7 Mesin dan Alat Angkutan	48 711,1	31,22	44 117,0	29,47	-9,43
8& Lainnya	5 803,9	3,72	5 640,4	3,77	-2,82
TOTAL IM POR	156 023,5	100,00	149 702,7	100,00	-4,05

Impor kelompok barang SITC 1 digit yang terbesar berikutnya adalah kelompok minyak dan bahan bakar mineral dengan nilai USD36.989,8 juta dan peran 24,71 persen, diikuti oleh kelompok barang-barang buatan pabrik USD22.199,7 juta (14,83 persen). Selanjutnya kelompok bahan kimia dan produknya USD19.877,7 juta (13,28 persen), kelompok bahan makanan dan binatang hidup

USD12.314,5 juta (8,23 persen), kelompok bahan baku dan hasil tambang USD7.766,4 juta (5,19 persen), kelompok barang lainnya USD5.640,4 juta (3,77 persen), kelompok minuman dan tembakau USD677,9 juta (0,45 persen), serta kelompok minyak nabati dan hewani USD1119,3 juta (0,08 persen).

Selama Januari-Oktober 2014, pelabuhan di DKI Jakarta membongkar barang impor terbesar dibanding pelabuhan di provinsi lain, yaitu sebesar USD71.011,5 juta atau 47,44 persen dari total impor Indonesia. Provinsi dengan impor terbesar kedua adalah Jawa Timur yang mencapai USD21.261,9 juta (14,20 persen), diikuti Jawa Tengah USD13.309,4 juta (8,89 persen), Banten USD10.062,6 juta (6,72 persen), Kepulauan Riau USD9.226,5 juta (6,16 persen), Kalimantan Timur USD7.297,7 juta (4,87 persen), dan Sumatera Utara sebesar USD4.246,8 juta (2,84 persen). Kemudian nilai impor yang masuk melalui provinsi Lampung, Kalimantan Selatan, dan Riau masing-masing sebesar US\$2.979,1 juta (1,99 persen), US\$2.026,5 juta (1,35 persen), dan US\$1.476,8 juta (0,99 persen). Sementara nilai impor ke provinsi lainnya masih berada di bawah USD1,5 miliar.



Dari sepuluh provinsi utama, tiga provinsi diantaranya mengalami peningkatan nilai impor dibanding periode yang sama tahun sebelumnya. Provinsi tersebut, yaitu Jawa Timur US\$720,9 juta (3,51 persen), Jawa Tengah US\$262,1 juta (2,01 persen), dan Lampung US\$112,5 juta (3,92 persen). Sementara itu, tujuh provinsi lainnya mengalami penurunan nilai impor.

Dari tujuh provinsi utama yang mengalami penurunan nilai impor, provinsi DKI Jakarta mengalami penurunan paling tinggi, yaitu US\$4.810,5 juta atau 6,34 persen. Provinsi berikutnya, yaitu Kepulauan Riau sebesar US\$1.095,6 juta (10,61 persen), Kalimantan Timur US\$900,5 juta (10,98 persen), Kalimantan Selatan US\$555,4 juta (21,51 persen), Banten US\$273,7 juta (2,65 persen), Sumatera Utara US\$114,6 juta (2,63 persen), dan Riau US\$110,1 juta (6,94 persen).

**TABEL 6. NILAI DAN PERANAN IMPOR MENURUT PROVINSI¹⁾
JANUARI-OKTOBER 2013 DAN 2014**

Provinsi	Januari-Oktober 2013		Januari-Oktober 2014		Perubahan Jan-Okt 2014 thd Jan-Okt 2013 (%)
	Nilai (Juta USD)	Peranan (%)	Nilai (Juta USD)	Peranan (%)	
Aceh	9,1	0,01	31,1	0,02	241,76
Sumatera Utara	4 361,4	2,79	4 246,8	2,84	-2,63
Sumatera Barat	842,9	0,54	887,7	0,59	5,31
Riau	1 586,9	1,02	1 476,8	0,99	-6,94
Jambi	176,0	0,11	180,0	0,12	2,27
Sumatera Selatan	467,6	0,30	548,4	0,37	17,28
Bengkulu	23,4	0,01	10,3	0,01	-55,98
Lampung	2 866,6	1,84	2 979,1	1,99	3,92
Bangka Belitung	44,2	0,03	47,2	0,03	6,79
Kepulauan Riau	10 322,1	6,62	9 226,5	6,16	-10,61
DKI Jakarta	75 822,0	48,60	71 011,5	47,44	-6,34
Jawa Barat	1 422,1	0,91	1 449,2	0,97	1,91
Jawa Tengah	13 047,3	8,36	13 309,4	8,89	2,01
D I Yogyakarta	1,3	0,00	0,8	0,00	-38,46
Jawa Timur	20 541,0	13,17	21 261,9	14,20	3,51
Banten	10 336,3	6,62	10 062,6	6,72	-2,65
B a l i	224,5	0,14	298,3	0,20	32,87
Nusa Tenggara Barat	168,2	0,11	98,1	0,07	-41,68
Nusa Tenggara Timur	24,4	0,02	30,7	0,02	25,82
Kalimantan Barat	427,9	0,27	406,1	0,27	-5,09
Kalimantan Tengah	73,5	0,05	89,7	0,06	22,04
Kalimantan Selatan	2 581,9	1,65	2 026,5	1,35	-21,51
Kalimantan Timur	8 198,2	5,25	7 297,7	4,87	-10,98
Sulawesi Utara	90,6	0,06	98,2	0,07	8,39
Sulawesi Tengah	23,1	0,01	131,5	0,09	469,26
Sulawesi Selatan	1 227,2	0,79	689,3	0,46	-43,83
Sulawesi Tenggara	336,6	0,22	481,2	0,32	42,96
Gorontalo	24,3	0,02	49,8	0,03	104,94
Sulawesi Barat	4,5	0,00	5,5	0,00	22,22
Maluku	298,9	0,19	323,4	0,22	8,20
Maluku Utara	4,5	0,00	5,9	0,00	31,11
Papua Barat	26,2	0,02	24,6	0,02	-6,11
Papua	418,8	0,27	916,9	0,61	118,94
TOTAL IMPOR	156 023,5	100,00	149 702,7	100,00	-4,05

Keterangan : ¹⁾ = melalui pelabuhan bongkar yang terdapat di provinsi

I-1. IMPOR MENURUT GOLONGAN BARANG HS / IMPORT BY HS COMMODITY GROUPS
A. MENURUT 21 GOLONGAN BARANG (HS) / BY 21 HS COMMODITY GROUP
***** OKTOBER / OCTOBER 2014 *****

HS	Uraian golongan barang Group description	Berat bersih / Net weight (Kg)		Nilai / Value C.I.F (U S \$)	
		Bulan ini	Kumulatif	Bulan ini	Kumulatif
		Current month	Cum. Jan. to date	Current month	Cum. Jan. to date
I	Live animals; animal product	69 904 321	708 221 457	209 537 662	2 357 778 454
II	Vegetable products	1 571 693 927	13 371 866 397	599 137 481	6 018 347 880
III	Fats, oils, waxes of animal/vegetable	8 297 254	82 216 747	14 878 680	148 825 589
IV	Foodstuffs,beverages,spirits and tobacco	755 136 448	8 214 612 414	627 665 004	6 306 059 128
V	Mineral products	6 172 861 859	55 564 642 975	3 775 174 919	38 285 164 431
VI	Prod. of chemical or allied industries	1 390 085 416	14 250 048 919	1 437 075 619	14 357 500 123
VII	Plastics, rubber and articles there of	398 045 342	3 602 692 548	890 430 612	8 185 467 029
VIII	Raw hides, skins, leather and articles	7 443 520	73 938 805	63 518 903	594 053 266
IX	Wood and its articles,plaiting materials	80 172 202	737 748 447	33 340 951	323 813 232
X	Pulp, paper and articles there of	404 222 113	3 936 191 064	286 356 868	2 737 086 349
XI	Textiles & textile articles	184 503 706	1 698 988 801	780 878 352	7 080 255 086
XII	Footwear, umbrellas, artificial flowers	6 149 988	58 389 258	40 793 585	393 314 269
XIII	Cement, plaster, glass, ceramic products	186 019 879	1 649 561 413	101 981 704	893 237 910
XIV	Pearls & precious/semiprecious stones	463 285	3 143 049	7 871 408	73 620 695
XV	Base metals and articles there of	1 299 670 200	12 464 569 489	1 475 515 802	14 411 371 292
XVI	Machinery,electric,electronic equipments	343 472 304	3 056 465 307	3 652 321 859	36 245 709 781
XVII	Vehicles, aircraft, and vessels	256 466 923	1 300 372 237	911 687 083	7 105 031 022
XVIII	Optical,photographic,musical instruments	10 548 999	85 669 373	217 529 134	1 883 289 895
XIX	Arms and ammunition; parts & accessories	83 424	1 056 539	15 420 818	355 737 268
XX	Miscellaneous manufactures articles.	32 110 052	294 663 849	115 675 214	1 073 063 250
XXI	Works of art,antiques special provisions	6 991 112	90 480 878	71 202 869	873 976 717
TOTAL IMPORT		13 184 342 274	121 245 539 966	15 327 994 527	149 702 702 666

I-1. IMPOR MENURUT GOLONGAN BARANG (HS) / IMPORT BY HS COMMODITY GROUPS
B. MENURUT GOLONGAN BARANG 2 DIGIT HS / BY COMMODITY 2 DIGITS HS
***** OKTOBER / OCTOBER 2014 *****

HS	Uraian golongan barang Group description	Berat bersih / Net weight (Kg)		Nilai / Value C.I.F (U S \$)	
		Bulan ini	Kumulatif	Bulan ini	Kumulatif
		Current month	Cum. Jan. to date	Current month	Cum. Jan. to date
01	Live animals	16 829 551	191 874 196	46 111 364	526 223 591
02	Meat and edible meat offal	7 117 499	87 629 454	28 167 017	365 039 937
03	Fish and crustaceans	12 415 884	116 628 355	16 790 219	182 915 389
04	Dairy products, bird's eggs, natural honey	32 733 886	300 879 964	113 795 305	1 183 639 970
05	Products of animal origin	807 501	11 209 488	4 673 757	99 959 567
06	Live trees and other plants	43 554	769 313	431 362	1 490 135
07	Edible vegetables and certain roots and tubers	44 911 500	759 994 111	34 958 248	558 521 573
08	Edible fruits and nuts	32 377 362	453 546 875	48 873 861	645 737 194
09	Coffee, tea, mate, and spices	9 676 926	78 385 118	11 233 075	151 704 389
10	Cereals	1 288 284 779	9 466 622 135	384 883 997	2 943 077 493
11	Products of the milling industry; malt, starches	82 248 708	585 760 617	36 870 038	279 935 791
12	Oil seeds and oleaginous fruits; grains,seed, and fruits	113 546 398	2 018 600 486	76 359 001	1 363 599 235
13	Lac; gums; resins and other vegetable saps and extracts	501 416	7 671 710	5 381 274	73 584 734
14	Vegetable plaiting materials; vegetable products	103 284	516 032	146 625	697 336
15	Animal or vegetable oils/ fats and their cleavage products	8 297 254	82 216 747	14 878 680	148 825 589
16	Preparations of meat/fish/crustaceans/ mollucs or other aquatic ir	1 254 592	12 470 635	4 024 382	37 153 660
17	Sugar and sugar confectionery	167 503 256	2 994 467 938	82 979 345	1 428 110 371
18	Cocoa and cocoa preparations	13 661 299	106 594 555	48 150 406	354 956 100
19	Preparations of cereals, flour, starch or milk; pastrycooks' product	7 738 383	71 870 292	26 560 556	265 369 139
20	Preparations of vegetables, fruits, nuts or other part of plants	7 925 149	78 738 357	11 318 686	109 660 884
21	Miscellaneous edible preparations	16 065 908	158 539 282	60 253 295	590 146 818
22	Beverages, spirit, and vinegar	10 221 543	118 084 304	9 914 697	95 376 923
23	Residues and waste from the food industries	517 664 157	4 576 216 881	301 852 326	2 841 459 025
24	Tobacco and manufactured tobacco substitutes	13 102 161	97 630 170	82 611 311	583 826 208
25	Salts; sulphur; earths and stone; plastering materials, lime and cer	1 047 885 305	10 449 735 760	91 033 985	925 589 056
26	Ores, slag, and ash	598 360 652	3 166 555 915	50 740 101	355 474 603
27	Mineral fuels, mineral oils and products of their distillation	4 526 615 902	41 948 351 300	3 633 400 833	37 004 100 772
28	Inorganic chemicals	326 651 227	3 287 706 813	155 717 380	1 519 054 293

I-1. IM POR M ENURUT GOLONGAN BARANG (HS) / *IMPORT BY HS COMMODITY GROUPS*B. M ENURUT GOLONGAN BARANG 2 DIJT HS / *BY COMMODITY 2 DIGITS HS**** OKTOBER / *OCTOBER 2014* ***

H S	Uraian golongan barang <i>Group description</i>	Berat bersih / <i>Net weight (Kg)</i>		Nilai / <i>Value C.I.F (U S \$)</i>	
		Bulan ini	Kumulatif	Bulan ini	Kumulatif
		<i>Current month</i>	<i>Cum. Jan. to date</i>	<i>Current month</i>	<i>Cum. Jan. to date</i>
29	Organic chemicals	411 231 940	3 975 579 450	610 174 318	5 977 344 157
30	Pharmaceutical products	2 711 503	20 411 117	62 861 327	569 689 108
31	Fertilizers	502 144 169	5 495 594 394	137 567 218	1 514 022 440
32	Tanning or dyeing extracts	37 132 775	382 590 122	110 073 860	1 152 884 507
33	Essential oils and resinoids; perfumery, cosmetic or toilet prepara	8 093 249	89 070 783	82 143 258	873 890 366
34	Soap, organic surface-active agents, washing, and lubricating pre	17 482 126	181 645 019	44 663 181	478 133 476
35	Albuminoidal substances; modified starches; glues; enzymes	16 181 470	164 742 478	38 639 631	389 789 912
36	Explosives; pyrotechnic products; matches; certain combustible p	1 776 932	21 993 647	10 518 473	93 404 196
37	Photographic and cinematographic goods	1 104 806	11 254 833	5 231 288	60 740 714
38	Miscellaneous chemical products	65 575 219	619 460 263	179 485 685	1 728 546 954
39	Plastics and articles thereof	341 138 835	3 062 020 807	708 964 775	6 483 017 392
40	Rubber and articles thereof	56 906 507	540 671 741	181 465 837	1 702 449 637
41	Raw hides, skins, and leather	4 622 647	48 519 000	47 220 023	437 048 538
42	Articles of leather; saddlery and harness; travel goods and similar	2 818 441	25 341 928	16 095 912	147 723 116
43	Furskins and artificial fur; manufactures thereof	2 432	77 877	202 968	9 281 612
44	Wood and articles of wood; wood charcoal	79 871 230	736 247 894	32 924 417	319 456 183
45	Cork and articles of cork	60 026	667 291	225 992	3 233 343
46	Manufactured of straw or other plaiting materials; basketware an	240 946	833 262	190 542	1 123 706
47	Pulp of wood or of other fibrous cellulosic material; recovered pap	343 225 239	3 319 468 735	162 576 766	1 494 125 161
48	Paper and paperboard; articles of paper pulp or of paper/paperbc	60 401 195	609 789 593	114 293 703	1 154 281 879
49	Printed books, newspapers, pictures, and other products of printii	595 679	6 932 736	9 486 399	88 679 309
50	Silk	20 303	198 037	166 238	892 560
51	Wool, fine or coarse animal hair; horse hair yarn, woven fabrics of	457 120	4 326 900	14 788 557	95 968 459
52	Cotton	75 317 018	671 464 664	226 271 902	2 073 650 999
53	Other vegetable textile fibres; paper yarns and woven fabrics of p	1 512 614	21 501 609	3 478 253	25 166 878
54	Man-made filaments	23 642 796	213 001 039	120 178 692	1 075 121 291
55	Man-made staple fibres	37 823 544	348 864 719	129 902 827	1 138 335 911
56	Wadding, felt, and non-wovens	11 332 800	99 752 003	38 558 145	353 592 133
57	Carpets and other textile floor coverings	1 067 170	11 367 530	2 716 167	28 725 199
58	Special woven fabrics; tufted textile fabrics; lace; tapestries; embr	2 052 260	19 472 284	26 710 929	242 860 063
59	Impregnated, coated, covered or laminated textile fabrics	8 908 216	100 439 517	48 616 960	518 006 804
60	Knitted or crocheted fabrics	15 649 541	138 968 690	126 311 047	1 101 761 944
61	Articles of apparel and clothing accessories, knitted or crocheted	3 040 791	22 394 925	17 646 998	163 493 091
62	Articles of apparel and clothing accessories, not knitted or croche	1 512 824	29 699 706	17 726 562	210 044 403
63	Other made up textile articles; sets; worn clothing and worn textil	2 166 709	17 537 178	7 805 075	52 635 351
64	Footwear, gaiters and the like; parts of such articles	4 178 491	45 404 401	34 199 878	342 241 312
65	Headgear and parts thereof	178 099	1 352 824	1 308 109	12 311 606
66	Umbrellas, walking sticks, seat-sticks, whips, riding crops and part	1 500 227	8 795 436	1 186 846	8 131 933
67	Prepared feathers and articles; artificial flowers; articles of humar	293 171	2 836 597	4 098 752	30 629 418
68	Articles of stone, plaster, cement, asbestos, mica or similar mater	47 605 354	556 613 898	33 120 288	287 460 270
69	Ceramic products	103 167 637	772 222 971	34 554 078	293 453 719
70	Glass and glassware	35 246 888	320 724 544	34 307 338	312 323 921
71	Natural and cultured pearls, precious/semi precious stones, and p	463 285	3 143 049	7 871 408	73 620 695
72	Iron and steel	1 029 592 521	9 942 128 379	679 881 716	6 843 143 632
73	Articles of iron and steel	141 457 629	1 405 932 545	335 935 817	3 551 012 217
74	Cooper and articles thereof	20 937 630	163 973 397	137 172 544	1 132 907 227
75	Nickel and articles thereof	310 369	3 618 147	4 791 307	49 416 233
76	Aluminium and articles thereof	62 974 096	517 501 538	170 185 194	1 386 782 283
78	Lead and articles thereof	5 267 774	66 445 636	13 102 456	158 600 587
79	Zinc and articles thereof	13 123 410	118 432 546	33 092 286	276 507 232
80	Tin and articles thereof	166 404	1 750 330	1 841 523	19 839 312
81	Other base metal; cermets; and articles thereof	360 021	4 147 689	9 379 505	99 513 397
82	Tools, implements, cutlery, spoon and forks, of base metal and pa	5 781 806	57 315 524	39 996 515	382 994 519
83	Miscellaneous articles of base metal	19 698 540	183 323 758	50 136 939	510 654 653
84	Nuclear reactors, boilers, machinery and mechanical appliances; p	246 753 715	2 270 657 373	2 221 694 743	21 776 782 058
85	Electrical machinery and equipments; sound recorders/reproduce	96 718 589	785 807 934	1 430 627 116	14 468 927 723
86	Railway and tramway locomotive, mechanical traffic, and all kind	2 318 905	38 184 028	9 089 223	157 425 814
87	Vehicles other than railway/tramway, and parts and accessories tl	72 367 766	704 111 620	525 661 512	5 375 825 054

I-1. IMPOR MENURUT GOLONGAN BARANG (HS) / IMPORT BY HS COMMODITY GROUPS
B. MENURUT GOLONGAN BARANG 2 DIJT HS / BY COMMODITY 2 DIGITS HS
***** OKTOBER / OCTOBER 2014 *****

HS	Uraian golongan barang <i>Group description</i>	Berat bersih / <i>Net weight (Kg)</i>		Nilai / <i>Value C.I.F (U S \$)</i>	
		Bulan ini	Kumulatif	Bulan ini	Kumulatif
		<i>Current month</i>	<i>Cum. Jan. to date</i>	<i>Current month</i>	<i>Cum. Jan. to date</i>
88	Aircraft and its components	131 244	1 339 724	32 901 280	513 130 602
89	Ships, boat, and floating structures	181 649 008	556 736 865	344 035 068	1 058 649 552
90	Optical, photographic, cinematographic, measuring, checking, me	8 962 595	66 435 951	197 185 962	1 685 732 146
91	Clocks and watches and parts thereof	386 463	4 623 876	7 037 850	50 860 164
92	Musical instruments; parts and accessories of such articles	1 199 941	14 609 546	13 305 322	146 697 585
93	Arms and ammunition; parts and accessories thereof	83 424	1 056 539	15 420 818	355 737 268
94	Furnitures, bedding, mattress supports, cushions and stuffed furni	18 974 508	169 388 826	55 092 902	507 045 257
95	Toys, games and sports requisiters; parts and accessories thereof	3 398 807	33 977 135	14 899 149	133 965 398
96	Miscellaneous manufactured articles	9 736 737	91 297 888	45 683 163	432 052 595
97	Works of arts, collectors' piece and antiques	10 308	405 330	111 426	2 109 848
98	Vehicles ikd and their components	6 980 804	90 075 548	71 091 443	871 866 869
TOTAL IMPORT		13 184 342 274	121 245 539 966	15 327 994 527	149 702 702 666

http://www.bps.go.id

I-1. IM POR M ENURUT GOLONGAN BARANG (HS) / IMPORT BY HS COM MODITY GROUPS
C. M ENURUT 40 GOLONGAN BARANG (HS) TERBESAR / BY BIG 40 COM MODITIES (HS)
***** OKTOBER / OCTOBER 2014 *****

HS	Uraian golongan barang Group description	Berat bersih / Net weight (Kg)		Nilai / Value C.I.F (U S \$)	
		Bulan ini Current month	Kumulatif Cum. Jan. to date	Bulan ini Current month	Kumulatif Cum. Jan. to date
2710121600	Other motor spirit, unleaded	1 266 741 251	11 403 136 754	1 208 986 143	11 737 869 598
2709001000	Crude petroleum oil	1 123 896 041	13 307 488 755	849 929 345	11 166 604 956
2710197100	Automotive diesel fuel	567 032 850	5 682 815 856	461 387 427	5 031 400 016
8517120000	Telephones for cellular networks or for other wireless networks	1 221 785	11 236 570	216 006 737	2 411 783 692
2304009000	Oil-cake & other solid residues, from extraction of soyabean oil	362 364 005	3 278 097 371	195 696 966	1 918 575 055
2710197200	Other diesel fuel	222 123 491	2 125 781 952	177 649 701	1 899 254 831
1001991910	Wheat grains without husk, other than seed, for human consumption	616 801 453	4 942 808 046	186 381 972	1 591 721 483
2711130000	Liquid butanes	151 728 316	1 530 277 919	120 920 572	1 369 594 164
2711120000	Liquid propane	124 641 262	1 341 516 288	99 483 135	1 196 173 883
2710127000	Naphtha, reformed and other preparations of a kind used for blending	181 515 710	1 217 457 424	166 026 296	1 172 370 818
5201000000	Cotton, not carded/combed.	63 619 257	570 687 909	120 872 523	1 160 619 458
1701140000	Other cane sugar, raw, not added flavour/colour	144 500 000	2 588 429 190	63 135 987	1 156 786 557
1201900000	Soya beans, other than seed, whether or not broken	103 382 498	1 771 351 940	63 892 525	1 075 394 605
2902430000	P-xylene	97 386 205	772 090 791	117 033 237	1 009 841 036
7207121000	Slabs of iron/non alloy, containing < 0,25% of carbon, other than square	142 430 201	1 818 221 873	71 955 486	966 345 018
8542390000	Other electronic integrated circuits	415 865	4 135 564	99 064 300	939 989 526
2710121400	Motor spirit, of RON 90 and above, but below RON 97, unleaded	151 702 951	761 438 744	150 061 909	805 600 278
3104200000	Potassium chloride	198 071 142	2 461 570 822	58 653 798	765 215 028
2901210000	Ethylene	46 301 571	526 597 642	68 583 164	755 769 751
3902109020	Polypropylene in granule form	64 674 932	475 656 527	101 253 737	731 853 221
2710198200	Aviation turbine fuel (jet fuel) having a flash point of less than 23-	167 782 526	652 311 945	168 329 030	694 316 776
1005909000	Other maize (corn), other than seeds	368 537 104	2 601 824 988	87 430 921	653 833 351
7403110000	Refined copper for cathodes and sections of cathodes	11 632 878	90 198 516	82 852 044	644 093 182
8471302000	Laptops incl notebooks and subnotebooks	943 462	8 225 165	77 320 308	615 646 704
7204490000	Other ferrous waste and scrap :	171 856 912	1 556 712 890	65 920 876	601 988 818
0402104100	Milk & cream of fat > 1,5%, in solid form, no added sugar/sweet, cor	10 579 600	110 036 680	44 987 992	507 711 178
8443910000	Part & accessories of print machinery used for print by component	1 040 747	9 320 394	47 638 712	471 859 867
0102291090	Live male cattle, not oxen, other than pure-bred breeding animals	15 414 827	168 979 841	41 853 854	464 365 557
8517610000	Base stations	418 590	4 252 012	31 643 585	457 433 505
4703210000	Chemical wood pulp, soda, other than dissolving grades, bleached, c	77 080 776	576 255 354	58 879 920	449 954 257
2905310000	Ethylene glycol (ethanediol)	48 496 281	402 856 053	51 577 994	431 375 998
1001991990	Other wheat, other than seed, for human consumption	196 702 101	1 278 072 940	63 437 049	429 417 123
3902309010	Propylene copolymers in granule	23 050 557	243 658 388	40 441 566	417 575 057
9801202000	Vhcls of head 8704 with 5 ton < grossweight <= 24 ton, incompletely	3 292 945	43 055 553	30 673 460	413 478 275
2713200000	Petroleum bitumen	122 042 823	701 900 414	69 410 729	413 430 364
8529909400	Other printed circuit boards; not assembled, for flat panel display	1 333 479	13 381 726	43 589 580	410 250 325
4702000000	Chemical wood pulp, dissolving grades.	49 946 864	436 897 036	44 685 016	400 448 849
8517709900	Other aerials or antennae	103 084	2 214 320	20 233 671	397 909 107
8429520000	Mach with a 360, revolving super structure, mech shovels, excavators	8 254 811	82 090 479	36 860 663	378 822 976
8471309000	Other portable digital automatic data processing machines, weight not more than	288 348	2 726 116	23 903 874	375 626 368

I-2 IM POR M ENURUT GOLONGAN BARANG SITC / IM PORT BY SITC COM M ODITY GROUPS

*** OKTOBER / OCTOBER 2014 ***

SITC	Uraian golongan barang Group description	Berat bersih / Net weight (Kg)		Nilai / Value C.I.F. (US\$)	
		Bulan ini	Kumulatif	Bulan ini	Kumulatif
		Current month	Cum. Jan. to date	Current month	Cum. Jan. to date
A. By Commodity 1 digit SITC					
0	Food and Live Animals	2 201 406 202	19 688 786 263	1 233 133 827	12 314 530 104
1	Beverages and Tobacco	23 266 851	213 920 889	92 434 109	677 926 060
2	Crude Materials, Inedible	2 179 829 878	19 523 419 369	776 230 006	7 766 344 511
3	Mineral Fuels, Lubricants, etc.	4 523 570 445	41 924 704 790	3 631 484 123	36 989 795 346
4	Animal & Vegetable Oils/Fats	7 164 711	71 570 643	11 657 499	119 249 701
5	Chemicals	1 704 421 783	16 909 735 705	2 052 948 209	19 877 726 249
6	Manufactured Goods	1 849 665 359	17 654 322 819	2 319 080 627	22 199 739 007
7	Machinery and Transportation Equipments	608 121 194	4 450 961 112	4 621 498 573	44 116 973 925
8	Miscellaneous Manufactured Articles	86 894 059	808 109 287	586 295 190	5 618 170 989
9	Special Commodities and Transaction	1 792	9 089	3 232 364	22 246 774
TOTAL IM PORT		13 184 342 274	121 245 539 966	15 327 994 527	149 702 702 666
B. By Commodity 2 digit SITC					
00	Live animal for food	16 829 551	191 874 084	46 111 364	526 223 173
01	Meat and meat preparations	7 637 680	92 891 758	29 940 107	382 019 261
02	Dairy product and eggs	32 826 203	303 075 698	113 772 808	1 187 911 730
03	Fish, crustaceans,molluscs and their preparations	13 150 295	123 808 593	19 041 511	203 059 710
04	Cereals and cereal preparations	1 313 649 239	9 705 518 967	401 362 528	3 110 871 706
05	Fruits and vegetables	85 843 038	1 298 485 067	96 143 885	1 323 332 098
06	Sugar, sugar preparations, and honey	167 793 971	2 996 594 786	83 932 363	1 436 114 317
07	Coffee, tea, cocoa, and spices	24 523 889	199 009 374	67 473 973	600 286 197
08	Feeding stuff for animals	518 310 753	4 579 913 881	302 117 687	2 842 932 276
09	Miscellaneous food preparations	20 841 583	197 614 055	73 237 601	702 499 636
11	Beverages	10 164 690	116 290 719	9 822 798	94 099 852
12	Tobacco and tobacco manufactured	13 102 161	97 630 170	82 611 311	583 826 208
21	Hides, skins and furskins	1 443 485	15 149 246	1 766 425	16 468 852
22	Oil seeds, nuts, and kernels	112 624 162	2 011 294 751	74 491 516	1 345 580 694
23	Crude rubber	33 649 107	296 784 241	70 392 771	630 957 848
24	Wood, lumber, and cork	39 404 585	316 888 856	13 443 497	118 173 214
25	Pulp and waste paper	343 225 239	3 319 468 735	162 576 766	1 494 125 161
26	Textile fibres and their waste	95 484 899	860 303 865	209 706 824	1 933 706 971
27	Crude fertilizers and crude minerals	709 138 441	7 281 970 256	71 925 864	745 778 462
28	Metalliferous ores and metal scraps	843 132 765	5 398 461 649	159 715 026	1 290 097 413
29	Crude animals and vegetable materials, nes	1 727 195	23 097 770	12 211 317	191 455 896
32	Coal, coke, and briquettes	339 539 654	2 058 259 368	44 328 808	297 236 222
33	Petroleum and petroleum products	3 907 546 380	36 988 984 190	3 366 330 709	34 118 698 903
34	Gas; natural and manufactured	276 484 411	2 877 457 782	220 824 606	2 573 657 210
35	Electric Current	0	3 450	0	203 011
41	Animal oils and fats	949 525	8 158 652	1 518 249	17 198 289
42	Fixed vegetable oils/fats	3 771 794	38 043 697	5 982 106	59 102 058
43	Animal vegetable oils/fats	2 443 392	25 368 294	4 157 144	42 949 354
51	Organic chemicals	413 498 124	3 990 525 563	590 238 072	5 782 626 113
52	Inorganic chemicals	272 232 043	2 798 506 487	136 216 346	1 347 666 388
53	Dyeing,tanning, and colouring materials	37 685 957	389 622 819	110 357 862	1 164 467 021
54	Medical and pharmaceutical products	4 430 653	45 491 019	89 356 341	840 870 822
55	Essential oils and perfumery materials	19 506 480	212 913 742	108 904 275	1 176 117 220
56	Manufactured fertilizers	500 716 705	5 486 038 228	136 446 459	1 506 783 780
57	Plastics in primary forms	282 562 040	2 511 422 109	527 427 426	4 704 500 056
58	Plastics in non-primary forms	36 081 570	340 850 329	93 355 754	930 538 577
59	Chemical materials and its products, nes	137 708 211	1 134 365 409	260 645 674	2 424 156 272
61	Leather, leather med, nes	3 201 512	33 677 221	45 842 408	426 800 160
62	Rubber manufactured, nes	22 807 604	241 045 420	108 564 172	1 055 516 916
63	Wood and cork manufactured	40 526 671	420 026 329	19 706 912	204 516 312
64	Paper, paperboard, and manufactured thereof	59 488 989	600 910 479	103 473 804	1 042 274 063
65	Textile yarns, fabrics, and their products	85 774 022	799 072 869	537 652 046	4 789 671 173
66	Non metallic minerals manufactured	532 473 009	4 876 245 945	126 172 752	1 111 301 999
67	Iron and steel	914 357 054	9 027 399 771	725 861 898	7 726 657 253
68	Non ferrous metals	90 511 466	774 783 984	327 937 832	2 779 729 521
69	Manufactured of metal, nes	100 525 032	881 160 801	323 868 803	3 063 271 610
71	Power generating machine and equipments	43 222 666	453 430 544	364 056 988	3 752 207 853
72	Machinery specialized for particular industry	77 270 913	712 090 910	631 783 143	6 549 079 649
73	Metalworking machinery	14 585 533	137 272 654	174 687 351	1 416 793 185

I-2 IM POR M ENURUT GOLONGAN BARANG SITC / IM PORT BY SITC COM M ODITY GROUPS

*** OKTOBER / OCTOBER 2014 ***

SITC	Uraian golongan barang Group description	Berat bersih / Net weight (Kg)		Nilai / Value C.I.F. (US\$)	
		Bulan ini	Kumulatif	Bulan ini	Kumulatif
		Current month	Cum. Jan. to date	Current month	Cum. Jan. to date
74	General industrial machinery and equipments	129 531 556	1 058 634 385	926 532 792	8 642 230 990
75	Office machinery and automatic data processing	7 126 346	70 276 575	267 049 201	2 638 900 790
76	Telecommunication and reproducers apparatus	12 445 187	123 177 761	514 364 320	5 982 136 991
77	Electrical machinery and apparatus	61 541 433	519 489 657	775 199 773	7 323 236 421
78	Road vehicles	78 617 895	784 380 911	583 728 541	6 105 627 135
79	Other transportation equipments	183 779 665	592 207 715	384 096 464	1 706 760 911
81	Sanitary, plumbing, and fittings	8 641 709	80 403 285	24 277 803	246 286 441
82	Furniture	12 604 936	112 751 274	32 956 008	299 590 887
83	Traveling goods	2 677 250	23 498 696	14 891 892	136 161 567
84	Clothing	9 212 612	93 120 090	56 138 060	563 146 262
85	Footwear	4 178 491	45 404 401	34 199 878	342 241 312
87	Professional, scientific, and contractor instruments	6 164 896	57 170 986	154 779 182	1 329 964 057
88	Photographic apparatus, equipments and optics	4 210 484	25 259 052	30 477 426	285 930 491
89	Miscellaneous manufactured articles	39 203 681	370 501 503	238 574 941	2 414 849 972
96	Coin; not being legal tender	2	1 206	33	4 824
97	Gold; non monetary	1 790	7 883	3 232 331	22 241 950
TOTAL IMPORT		13 184 342 274	121 245 539 966	15 327 994 527	149 702 702 666
C. By Commodity 3 digit SITC					
001	Live Animals Other Than Fish	16 829 551	191 874 084	46 111 364	526 223 173
011	Meat Of Bovine Animals Fresh, Chilled Or Frozen	4 702 885	61 806 320	21 526 295	287 775 877
012	Other Meat, Other Edible Meat Offal, Fresh, Chilled Or Frozen	2 396 581	25 741 195	6 494 918	76 573 497
016	Meat And Edible Meat Offal, Salted, Dried, Edible Flour Of Meat	18 033	81 939	145 804	690 563
017	Meat And Edible Meat Offal, Prepared Or Preserved	520 181	5 262 304	1 773 090	16 979 324
022	Milk,cream, And Milk Products Other Than Butter Or Cheese	29 112 693	267 824 587	96 641 048	1 012 399 422
023	Butter And Other Fats From Milk	1 872 333	18 399 311	8 243 157	89 097 722
024	Cheese And Curds	1 694 377	15 461 064	8 051 483	77 719 803
025	Eggs, Birds, And Egg Yolks; Fresh, Dried Or Otherwise Preserved	146 800	1 390 736	837 120	7 974 783
034	Fish, Fresh, Chilled Or Frozen	11 322 959	105 654 655	12 599 828	117 177 257
035	Fish, Dried Salted Or In Brine; Smoked Fish	2 347	110 083	43 954	1 153 971
036	Crustaceans, Molluscs, And Aquatic Invertebrates	1 090 578	10 863 617	4 146 437	64 584 161
037	Fish, Crustaceans, Molluscs, And Other Aquatic Invertebrates; Pre	734 411	7 180 238	2 251 292	20 144 321
041	Wheat And Meslin, Unmilled	824 653 507	6 395 077 250	252 583 861	2 071 780 710
042	Rice	93 028 614	433 867 796	43 324 133	192 063 183
044	Maize, Unmilled	368 834 973	2 605 999 080	87 903 181	661 849 639
045	Cereals, Unmilled	1 767 685	31 678 009	1 072 822	17 383 961
046	Meal And Flour Of Wheat And Flour Of Meslin	19 689 037	175 244 673	6 932 238	66 233 692
047	Other Cereal Meals And Flours	435 916	910 292	126 304	409 372
048	Cereal Preparations And Preparations Of Flours/starchs Of Fruit	5 239 507	62 741 867	9 419 989	101 151 149
054	Vegetables, Fresh, Chilled, Frozen Or Simply Preserved	43 994 043	750 448 696	32 599 647	534 346 071
056	Vegetables, Roots And Tubers, Prepared Or Preserved Nes	5 509 805	57 523 372	8 117 233	86 290 500
057	Fruit And Nut; Fresh Or Dried	32 349 645	452 827 704	48 786 753	643 915 815
058	Fruits, Preserved And Preparations	2 113 178	24 636 459	3 337 130	34 350 010
059	Fruit And Vegetable Juices	1 876 367	13 048 836	3 303 122	24 429 702
061	Sugar, Molasses, And Honey	166 597 883	2 985 130 077	79 683 058	1 395 347 091
062	Sugar Confectionery	1 196 088	11 464 709	4 249 305	40 767 226
071	Coffee And Coffee Substitutes	1 334 685	30 794 150	8 051 879	124 872 693
072	Cocoa	12 394 119	93 321 375	41 870 273	292 795 491
073	Chocolate And Other Food Preparations Containing Cocoa	1 267 180	13 273 180	6 280 133	62 160 609
074	Tea And Mate	1 241 645	14 387 582	3 340 788	32 972 511
075	Spices	8 286 260	47 233 087	7 930 900	87 484 893
081	Feeding Stuff For Animals	518 310 753	4 579 913 881	302 117 687	2 842 932 276
091	Margarine And Shortening	1 130 824	10 604 014	3 216 716	29 393 359
098	Edible Products And Preparations	19 710 759	187 010 041	70 020 885	673 106 277
111	Non-alcoholic Beverages, Nes	9 923 071	115 054 031	8 113 112	84 378 871
112	Alcoholic Beverages	241 619	1 236 688	1 709 686	9 720 981
121	Tobacco, Unmanufactured And Refused	12 423 004	84 051 096	77 385 248	496 050 636
122	Tobacco, Manufactured	679 157	13 579 074	5 226 063	87 775 572
211	Hides And Skins, Raw	1 443 368	15 146 455	1 731 841	15 514 105
212	Furskins, Raw	117	2 791	34 584	954 747
222	Oil Seeds Use For Extraction Ofsoft Fixed Vegetable Oils	112 477 008	2 007 574 388	73 144 400	1 337 670 779
223	Oil Seeds Use For Extraction Of Other Fixed Vegetable Oils	147 154	3 720 363	1 347 116	7 909 915
231	Natural Rubber Latex;natural Rubber And Similar Natural Gums	2 739 532	23 898 585	4 137 866	41 954 977

I-2 IM POR M ENURUT GOLONGAN BARANG SITC / IM PORT BY SITC COM M ODITY GROUPS

*** OKTOBER / OCTOBER 2014 ***

SITC	Uraian golongan barang Group description	Berat bersih / Net weight (Kg)		Nilai / Value C.I.F. (US\$)	
		Bulan ini	Kumulatif	Bulan ini	Kumulatif
		Current month	Cum. Jan. to date	Current month	Cum. Jan. to date
232	Synthetic Rubber Latex, Synthetic/reclaimed Rubber	30 909 575	272 885 656	66 254 905	589 002 871
244	Cork,natural,raw And Waste	16 631	61 038	17 730	198 799
245	Fuel Wood And Wood Charcoal	26 062	123 992	27 294	153 360
246	Wood In Chips Or Particles And Waste	628 441	13 547 130	190 885	4 305 205
247	Wood In The Rough Or Roughly Squared	25 649 162	190 306 108	2 344 605	20 852 283
248	Wood, simply Worked And Railway Sleeper Of Wood	13 084 289	112 850 588	10 862 983	92 663 567
251	Pulp And Waste Paper	343 225 239	3 319 468 735	162 576 766	1 494 125 161
261	Silk	32	1 951	1 020	30 477
263	Cotton	63 629 713	571 080 916	120 968 819	1 161 684 310
264	Jute And Other Textile Bast Fibres	89 626	1 056 021	107 905	1 271 721
265	Vegetable Textile Fibres,raw Or Processed;waste Of These Fibres	130 043	1 715 228	176 760	2 547 417
266	Synthetic Fibres Suitable For Spinning	16 646 188	179 435 904	43 902 453	411 204 466
267	Other Man-made Fibres Suitable For Spinning And Waste	14 815 324	105 931 874	43 295 562	347 041 006
268	Wool And Other Animal Hair	147 304	932 326	1 217 384	9 824 130
269	Old Clothing And Other Old Textile Articles; Rags	26 669	149 645	36 921	103 444
272	Fertilizers, Crude	83 002 784	1 132 876 602	11 996 183	159 165 615
273	Stone, Sand And Gravel	335 427 748	2 573 272 417	12 471 908	117 050 135
274	Sulphur And Unroasted Iron Pyrites	54 764 336	330 667 412	10 771 009	65 701 919
277	Natural Abrasives	1 536 691	15 989 053	437 431	7 325 533
278	Other Crude Minerals	234 406 882	3 229 164 772	36 249 333	396 535 260
281	Iron Ore And Concentrates	594 629 897	3 092 453 527	47 532 546	308 794 373
282	Waste And Scrap Metal Of Iron/ steel	183 511 545	1 693 841 780	70 087 560	652 440 672
283	Copper Ores And Concentrates	0	10 326 004	0	23 398 210
284	Nickel Ores And Concentrates	0	8 209	0	16 278
285	Aluminium Ores And Concentrates	54 479 184	489 590 199	19 539 867	171 649 167
287	Ores And Concentrates Of Basemetals	3 670 754	63 539 255	3 168 502	26 105 255
288	Non-ferrous Base Metal Waste And Scraps	6 841 385	48 701 316	19 386 551	107 412 818
289	Ores And Concentrates Of Precious Metals; Waste,scraps	0	1 359	0	280 640
291	Crude Animal Materials	807 501	11 209 488	4 673 757	99 959 567
292	Crude Vegetable Materials	919 694	11 888 282	7 537 560	91 496 329
321	Coals, Pulverized Or Not	299 164 301	1 867 216 075	36 158 839	248 990 171
322	Briquettes, Lignite And Peat	223 173	2 837 411	55 795	925 156
325	Coke And Semi Coke Of Coal/ lignite/ peat	40 152 180	188 205 882	8 114 174	47 320 895
333	Petroleum Oil, Crude	1 123 909 641	13 307 589 963	849 946 685	11 166 748 564
334	Petroleum Products, Refined	2 637 997 385	22 752 877 270	2 428 244 318	22 358 266 188
335	Residual Petroleum Products, And Related Materials	145 639 354	928 516 957	88 139 706	593 684 151
342	Liquefied Propane And Butane	276 369 578	2 871 794 207	220 403 707	2 565 768 047
343	Natural Gas, Liquefied Or Not	1	111	5	580
344	Petroleum Gases And Other Gas	114 821	5 658 202	420 560	7 856 270
345	Coal Gas, Water Gas And Similar Gas	11	5 262	334	32 313
351	Electric Currents	0	3 450	0	203 011
411	Animal Oils And Fats	949 525	8 158 652	1 518 249	17 198 289
421	Fixed Vegetable Fats And Oils Soft,crude,refined Or Fractioned	3 450 261	33 212 584	5 242 854	49 867 779
422	Fixed Vegetable Fats And Oils Solid,crude,refined Or Fractioned	321 533	4 831 113	739 252	9 234 279
431	Animal And Vegetable Oil; Fat Processed And Their Wax	2 443 392	25 368 294	4 157 144	42 949 354
511	Hydrocarbon And Their Halogenated, Nitrated Derivatives	219 491 106	1 997 785 359	278 187 668	2 667 009 322
512	Alcohols,phenols,phenol-alcohols And Their Halogenated	105 442 061	1 092 704 128	98 918 316	953 226 924
513	Carboxylic Acids,and Their Anhydrides,halides,peroxides	44 144 754	421 533 308	64 493 612	639 899 908
514	Nitrogen-function Compounds	23 685 873	205 366 342	60 037 345	532 266 285
515	Organo-inorganic And Heterocyclic Compounds	12 568 700	153 041 083	67 731 617	705 213 474
516	Other Organic Chemicals	8 165 630	120 095 343	20 869 514	285 010 200
522	Inorganic Chemical Elements, Oxides And Halogen Salts	107 627 293	1 265 136 572	72 940 256	748 764 564
523	Metallicsalts And Peroxysalts	160 896 558	1 503 518 584	59 197 518	560 462 903
524	Other Inorganic Chemicals;chemical Compound Of Precious Meta	3 691 292	29 624 997	2 827 501	29 892 424
525	Radioactive And Associated Materials	16 900	226 334	1 251 071	8 546 497
531	Synthetic Organic; Colouring Matter	6 151 256	68 510 572	36 667 105	422 830 601
532	Dyeing/tanning Extracts And Synthetic Tanning Materials	641 618	6 081 319	1 377 021	13 925 252
533	Pigments, Paints, Varnishes, And Related Materials	30 893 083	315 030 928	72 313 736	727 711 168
541	Medicinal And Pharmaceutical Products	1 942 077	27 070 543	36 530 943	415 692 320
542	Medicaments, Including Veterinary Medicaments	2 488 576	18 420 476	52 825 398	425 178 502
551	Essential Oils, Perfumes, And Flavour Materials	2 417 277	31 982 084	42 209 642	469 395 393
553	Perfumery, Cosmetics, And Toilet Preparations	5 675 972	57 088 699	39 933 616	404 494 973
554	Soap,cleansing And Polishing Preparations	11 413 231	123 842 959	26 761 017	302 226 854
562	Fertilizers, Manufactured	500 716 705	5 486 038 228	136 446 459	1 506 783 780

I-2 IM POR M ENURUT GOLONGAN BARANG SITC / IM PORT BY SITC COM M ODITY GROUPS

*** OKTOBER / OCTOBER 2014 ***

SITC	Uraian golongan barang Group description	Berat bersih / Net weight (Kg)		Nilai / Value C.I.F. (US\$)	
		Bulan ini	Kumulatif	Bulan ini	Kumulatif
		Current month	Cum. Jan. to date	Current month	Cum. Jan. to date
571	Polymers Of Ethylene In Primary Forms	77 254 185	716 900 973	131 935 059	1 203 812 237
572	Polimers Of Styrene In Primary Forms	19 122 107	173 502 707	42 270 319	383 540 140
573	Polimers Of Vinyl Chloride In Primary Forms	8 089 788	81 532 295	11 666 104	130 599 546
574	Poliacetals And Polycarbons In Primary Forms	39 574 150	341 716 619	83 451 690	712 842 815
575	Other Plastics In Primary Forms	128 183 341	1 108 607 160	253 532 387	2 229 675 720
579	Waste And Scrap Of Plastics	10 338 469	89 162 355	4 571 867	44 029 598
581	Tubes, Pipes, And Hoses Of Plastics	3 384 998	24 374 674	13 545 080	118 039 006
582	Plates, Sheets, And Film Of Plastics	31 995 838	311 388 580	78 033 145	796 129 639
583	Monofilament And Rod Of Plastics	700 734	5 087 075	1 777 529	16 369 932
591	Disinfectants, Insecticides, And Fungicides Put In Forms	5 599 263	61 826 112	26 469 276	338 273 639
592	Starches, Inulin, And Wheat Glutenal Buminoidal Substances; Glue	74 747 988	525 284 358	64 373 361	547 925 935
593	Explosive And Pyrotechnic Products	1 774 495	21 859 849	10 570 486	92 247 110
597	Additive For Mineral Oils	9 676 450	96 129 386	34 601 647	343 439 938
598	Miscellaneous Chemical Products	45 910 015	429 265 651	124 693 904	1 102 266 326
599	Residuall Products Of The Chemical Or Allied Industries, N.e.s	0	53	0	3 324
611	Leathers	3 179 279	33 372 545	45 488 182	421 534 433
612	Manufactures And Composition Leathers	22 233	277 435	354 226	3 579 601
613	Furskins, Tanned Or Dressed	0	27 241	0	1 686 126
621	Materials Of Rubber	3 741 231	35 823 843	21 745 653	232 001 657
625	Rubber Tyre,tyre Cases,tyre Treads,inner Tubes, And Tyre Flaps	13 889 899	161 600 910	49 892 381	452 865 836
629	Articles Of Rubbers	5 176 474	43 620 667	36 926 138	370 649 423
633	Cork Manufactures	43 395	606 253	208 262	3 034 544
634	Veneers,plywood,improved/reconstituted Wood Worked	38 723 332	403 244 844	17 411 976	172 148 551
635	Wood Manufactures	1 759 944	16 175 232	2 086 674	29 333 217
641	Papers And Paperboards	49 440 064	505 056 276	70 947 258	717 306 996
642	Paper And Paperboard Cut To Size/ shape And Article Of Papers	10 048 925	95 854 203	32 526 546	324 967 067
651	Textile Yarns	21 680 117	204 553 588	67 349 338	608 605 028
652	Cotton Fabrics, Woven	8 644 975	77 099 029	94 339 702	826 311 430
653	Fabrics, Woven, Of Man-made Fibres	13 693 350	125 085 772	112 622 953	1 007 145 446
654	Textile Fabrics, Woven, Other Than Of Cotton Or Man-made Fibre	662 866	6 243 632	13 864 887	71 099 789
655	Knitted Or Crocheted Fabrics	15 649 541	138 968 690	126 311 047	1 101 761 944
656	Tulle,lace,embroidery,ribbons,trimmings And Other Small Wares	2 025 763	18 466 044	25 374 370	220 058 835
657	Special Yarns,textile Fabrics	20 206 427	199 859 956	87 267 948	873 127 701
658	Made-up Articles, Wholly/chiefly Of Textile Materials	2 141 503	17 389 816	7 781 627	52 510 396
659	Floor Coverings	1 069 480	11 406 342	2 740 174	29 050 604
661	Lime,cement And Fabricated Construction Materials	355 666 616	3 446 534 603	29 464 630	263 122 973
662	Clay And Refactory Construction Materials	104 841 918	777 383 123	33 103 402	280 165 620
663	Mineral Manufactures	36 962 666	331 469 178	29 979 344	263 792 305
664	Glass	24 184 105	182 504 785	23 562 018	179 130 876
665	Glassware	9 821 941	126 106 471	9 090 767	117 462 968
666	Pottery	992 913	12 214 879	877 081	5 548 131
667	Pearl, Precious And Semi Precious Stones	2 850	32 906	95 510	2 079 126
671	Pig Iron,spiegeleisen,sponge Iron, And Ferro-alloys	19 149 527	127 431 759	15 383 941	130 969 888
672	Ingots And Other Iron/steel In Primary Forms	331 379 684	2 869 429 749	173 738 441	1 593 031 942
673	Flat Rolled Products, Not Clad	216 016 166	2 264 244 082	155 027 149	1 623 573 211
674	Flat Rolled Products, Clad Or Plated	91 916 631	853 886 148	84 717 334	821 336 490
675	Flat Rolled Products And Alloy Steels	51 728 209	597 373 782	65 089 179	734 748 431
676	Iron/steel Bars, Rods, Angels, Shaped And Sections	115 393 822	1 394 502 776	95 493 244	1 111 546 846
677	Rail/railway And Tractor Construction Of Iron/steel Materials	1 042 005	31 628 634	1 673 652	38 400 042
678	Wire Of Iron/steel	22 101 356	159 918 096	21 986 377	192 166 177
679	Tubes, Pipes, Hollow Profile, Pipe Fitting Of Iron/steel	65 629 654	728 984 745	112 752 581	1 480 884 226
681	Silver, Platinum, And Other Metal Of The Platinum Groups	26 345	328 101	1 296 349	18 515 431
682	Copper	18 695 925	151 661 737	121 718 508	1 039 234 462
683	Nickel	279 639	2 952 147	4 356 545	40 757 133
684	Alumunium	52 904 138	434 374 060	145 046 312	1 159 527 038
685	Lead	5 258 541	65 923 755	12 933 987	154 690 247
686	Zinc	12 945 489	115 756 190	32 583 975	269 695 086
687	Tin	103 010	838 555	1 670 349	17 959 834
689	Miscellaneous Non-ferrous Basemetals Employed In Metallurgy	298 379	2 949 439	8 331 807	79 350 290
691	Structuctures And Parts Of Iron/steel Or Aluminium	16 314 195	188 776 836	27 312 852	417 092 298
692	Metal Containers For Storage And Transportations	5 521 310	46 114 004	23 419 741	198 801 438
693	Wire Products And Fencing Grills	7 923 552	67 703 263	16 433 184	129 726 953
694	Nails, Screws, Nuts, Bolts, Rivets Of Iron/steel Or Copper	16 852 765	136 349 995	65 120 349	625 221 858
695	Tools For Used In The Hand Or In Machines	4 664 775	45 514 162	35 351 405	340 387 971

I-2 IM POR M ENURUT GOLONGAN BARANG SITC / IM PORT BY SITC COM M ODITY GROUPS

*** OKTOBER / OCTOBER 2014 ***

SITC	Uraian golongan barang Group description	Berat bersih / Net weight (Kg)		Nilai / Value C.I.F. (US\$)	
		Bulan ini	Kumulatif	Bulan ini	Kumulatif
		Current month	Cum. Jan. to date	Current month	Cum. Jan. to date
696	Cutlery	982 486	10 457 152	4 534 593	41 249 734
697	Household Equipment Of Base Metals	5 642 145	47 955 105	10 133 367	102 062 311
699	Manufactures Of Base Metals	42 623 804	338 290 284	141 563 312	1 208 729 047
711	Steam And Other Vapour Generating Boilers And Parts	9 038 897	122 092 832	53 525 580	637 771 945
712	Steam Or Other Generating Boilers And Parts	969 733	24 321 438	18 582 570	272 052 846
713	Internal Combustion Piston Engines And Parts	15 214 814	150 490 118	120 173 339	1 371 235 368
714	Engines And Motors, Non-electric And Parts	350 428	5 203 306	28 417 632	271 278 199
716	Rotating Electric Plants And Parts	16 488 783	138 150 525	129 134 139	1 049 225 346
718	Other Power Generating Machines And Parts	1 160 011	13 172 325	14 223 728	150 644 149
721	Agricultural Machinery And Parts	3 162 929	33 416 744	14 139 280	206 709 765
722	Tractors	584 073	5 795 340	4 312 691	38 415 746
723	Civil Engineering And Contractor Plants And Equipments/parts	25 992 947	266 267 736	155 816 151	1 706 565 292
724	Textile/leather Machinery And Parts	10 210 153	82 091 973	94 348 151	793 172 023
725	Papermill/pulpmill Machinery And Paper Cutting Machines	1 395 948	23 656 363	18 813 448	362 626 634
726	Printing/book Binding Machinery And Parts	2 178 824	18 770 317	63 706 138	624 610 475
727	Food Processing Machines And Parts	3 936 883	57 048 465	48 049 094	471 255 760
728	Other Machines And Equipment Specialized For Particular Industr	29 809 156	225 043 972	232 598 190	2 345 723 954
731	Machine Tools By Removing Metal	3 916 893	29 162 691	66 744 805	459 886 098
733	Machine Tool For Working Metals	4 979 092	53 131 194	42 179 374	443 162 844
735	Parts Of Machine Tools	519 741	6 554 749	24 305 728	146 531 357
737	Metalworking Machinery And Parts	5 169 807	48 424 020	41 457 444	367 212 886
741	Heating And Cooling Equipments And Parts	45 267 916	285 803 352	224 951 398	1 794 118 317
742	Pumps For Liquid And Parts	8 202 287	73 131 582	79 369 412	812 332 200
743	Pumps, Compressors, Fans, Blowers, Centrifuges, And Parts	20 292 510	160 587 215	131 171 936	1 372 289 537
744	Mechanical Handling Equipments And Parts	24 662 599	237 616 294	120 721 362	1 257 823 637
745	Other Non-electical Machinery, Tools, And Mechanical Apparatus	5 283 926	48 553 361	112 082 026	821 109 326
746	Ball Or Roller Bearings	4 303 586	48 925 348	36 660 745	406 364 298
747	Taps, Cocks, And Valves For Pipes	7 107 682	63 233 830	97 321 027	849 067 080
748	Transmission Shafts And Cranks	10 131 635	100 276 739	70 207 557	775 268 872
749	Non-electric Parts And Accessories Of Machineries	4 279 415	40 506 664	54 047 329	553 857 723
751	Office Machines	3 112 414	32 280 871	60 428 905	564 332 042
752	Automatic Data Processing Machines And Their Units	3 022 099	28 546 030	179 231 559	1 733 267 219
759	Parts And Accessories For Machine Of Heading 751 Or 752	991 833	9 449 674	27 388 737	341 301 529
761	Television Receivers	1 202 961	12 091 039	27 339 141	256 676 342
762	Radio Broadcast Receivers	178 234	1 956 692	4 312 498	59 186 496
763	Sound Recorders Or Reproducers	186 300	1 888 964	2 928 358	32 872 125
764	Telecommunication Equipments And Parts	10 877 692	107 241 066	479 784 323	5 633 402 028
771	Electric Power Machinery And Parts	4 180 206	45 980 526	57 050 413	496 880 921
772	Electrical Apparatus For Making And Breaking Electrical Circuits	17 563 190	100 440 255	222 379 801	2 117 637 087
773	Equipment For Distributing Electricity	8 382 024	101 957 092	72 543 057	828 452 496
774	Electrical Apparatus For Medical Purposes And Radiological Appar	174 955	1 095 214	13 552 373	85 606 194
775	Household Type, Electrical/non-electrical Equipments	9 157 804	85 024 605	38 780 990	399 960 184
776	Thermionic, Cold Cathode, And Photo Cathode Valves/tubes	1 774 355	20 208 788	196 343 104	1 747 915 839
778	Electrical Machinery And Apparatus	20 308 899	164 783 177	174 550 035	1 646 783 700
781	Passenger Motor Cars	10 263 796	130 574 445	111 357 726	1 408 440 991
782	Motor Vehicle For The Transportation Of Goods	14 270 728	158 798 555	120 986 587	1 409 157 797
783	Road Motor Vehicles	2 207 694	14 846 397	22 409 264	139 483 401
784	Parts And Accessories Of The Motor Vehicles	26 343 083	253 145 238	260 368 893	2 476 048 687
785	Motorcycles, Scooters, And Other Cycles Motorized/non Motoriz	23 230 710	200 424 107	56 951 238	590 542 872
786	Trailers And Other Vehicles, Not Motorized	2 301 884	26 592 169	11 654 833	81 953 387
791	Railway Vehicles And Associated Equipments	1 999 778	34 135 052	7 181 952	137 165 792
792	Aircraft And Associated Equipments And Parts	130 879	1 335 798	32 879 444	510 945 567
793	Ships, Boats, And Floating Structures	181 649 008	556 736 865	344 035 068	1 058 649 552
811	Prefabricated Buildings	4 362 943	39 935 837	8 600 045	84 653 538
812	Sanitary, Plumbing, Heating, And Lighting Fixtures/fittings	1 552 306	13 660 967	2 172 620	24 436 187
813	Lighting Fixtures And Fittings	2 726 460	26 806 481	13 505 138	137 196 716
821	Furnitures And Parts	12 604 936	112 751 274	32 956 008	299 590 887
831	Travel Goods	2 677 250	23 498 696	14 891 892	136 161 567
841	Men's Coats/jackets, Not Knitted	220 155	3 354 567	4 402 968	55 814 001
842	Women's Coats/jacket, Not Knitted	512 424	5 691 918	6 733 885	81 428 131
843	Men's Coats/jackets, Knitted	175 573	1 412 544	1 737 397	20 009 793
844	Women's Coats/jackets, Knitted	2 194 979	14 299 263	5 500 173	46 746 016
845	Articles Of Apparel	864 141	21 919 545	12 299 003	123 696 624
846	Clothing Accessories Of Textiles Fabrics	586 348	5 432 052	4 700 150	45 885 300

I-2 IM POR M ENURUT GOLONGAN BARANG SITC / IM PORT BY SITC COM M ODITY GROUPS

*** OKTOBER / OCTOBER 2014 ***

SITC	Uraian golongan barang Group description	Berat bersih / Net weight (Kg)		Nilai / Value C.I.F. (US\$)	
		Bulan ini	Kumulatif	Bulan ini	Kumulatif
		Current month	Cum. Jan. to date	Current month	Cum. Jan. to date
848	Articles Of Apparel And Clothing Accessories Of Other Than Textil	4 658 992	41 010 201	20 764 484	189 566 397
851	Footwears	4 178 491	45 404 401	34 199 878	342 241 312
871	Optical Instrument And Apparatus	88 635	1 288 403	3 673 159	62 184 926
872	Medical Instruments And Appliances	2 094 909	17 822 160	28 227 408	215 312 926
873	Meters And Counters	727 644	7 549 403	18 150 631	158 535 403
874	Measuring, Checking, Analysing, And Controlling Instrument And ,	3 253 708	30 511 020	104 727 984	893 930 802
881	Photographic Apparatus And Equipments	404 192	2 422 551	3 040 569	28 316 272
882	Photographic And Chinematographic Supplies	1 104 769	11 253 544	5 226 961	60 636 182
883	Cinematograph Film, Exposed And Developed	37	1 289	4 327	104 532
884	Optical Goods	2 315 023	6 957 792	15 167 719	146 013 341
885	Watches And Clocks	386 463	4 623 876	7 037 850	50 860 164
891	Arms And Ammunitions	122 089	4 047 410	24 021 531	446 827 487
892	Printed Matter	1 507 885	15 811 850	20 306 298	200 687 125
893	Article Of Plastics	21 722 688	202 831 866	84 880 055	810 639 562
894	Baby Carriages, Toys, Games, And Sporting Goods	3 747 857	37 030 292	15 894 205	142 856 527
895	Office And Stationery Supplies	2 563 092	27 757 942	9 248 667	91 201 873
896	Works Of Art, Collectors Pieces And Antiques	10 308	405 330	111 426	2 109 848
897	Jewellery, Goldsmith, Silversmith Wares, And Other Articles	432 087	2 770 396	3 153 816	29 994 085
898	Musical Instrument And Parts/ accessories	1 456 868	16 932 735	35 667 405	267 080 333
899	Other Miscellaneous Manufactured Articles	7 640 807	62 913 682	45 291 538	423 453 132
961	Coin Not Being Legal Tender	2	1 206	33	4 824
971	Gold, Non-monetary	1 790	7 883	3 232 331	22 241 950
TOTAL IM POR		13 184 342 274	121 245 539 966	15 327 994 527	149 702 702 666

I.3. IM POR M ENURUT KOM ODITI / IM PORT BY HS COM M ODITY
***** OKTOBER / OKTOBER 2014 *****

H S	Uraian Komoditi Commodity Description	Berat Bersih / Net Weight (Kg)		Nilai / Value C.I.F (US\$)	
		Bulan ini Current Month	Kumulatif Cum.Jan. to date	Bulan ini Current Month	Kumulatif Cum.Jan. to date
0102210000	Live cattle, pure-bred breeding animals	311 055	1 199 655	1 537 473	5 259 119
0102291090	Live male cattle, not oxen, other than pure-bred breeding animals	15 414 827	168 979 841	41 853 854	464 365 557
0102299000	Live cattle not male, other than pure-bred breeding animals	1 102 840	21 680 151	2 706 315	56 421 706
0102901000	Other live bovine animal, pure-bred breeding animals	14	814	4 574	31 585
0102909000	Other live bovine animal, other than pure-bred breeding animals	61	61	927	927
0103100000	Live swine, pure-bred breeding animals	0	62	0	14 592
0105119000	Live fowls spec Gallus domesticus, weight <=185g, oth than breedin	0	302	0	5 140
0106190000	Other live mammals	0	200	0	3 914
0106200000	Live reptiles(including snakes and turtles)	0	1 167	0	9 699
0106330000	Live ostriches; emus(Dromalus novaehollandiae)	0	68	0	481
0106390000	Other live birds	754	11 130	8 221	86 788
0106900000	Other live animals	0	633	0	23 665
0201200000	Other cuts with bone in of bovine animals, fresh or chilled	115	27 383	1 877	284 151
0201300000	Boneless of bovine animals, fresh orchilled	120 484	3 952 346	851 654	24 699 361
0202200000	Other cuts with bone in of bovine animals, frozen	935 258	9 906 746	2 750 947	30 717 113
0202300000	Boneless of bovine animals, frozen	3 647 028	47 919 845	17 921 817	232 075 252
0203190000	Other meat of swine, fresh or chilled	0	7	0	209
0203220000	Hams, shoulders and cuts thereof of swine with bone in, frozen	0	8 883	0	51 344
0203290000	Other meat of swine, frozen	0	214 017	0	1 082 057
0204220000	Other cuts of sheep, with bone in, fresh or chilled	299	36 157	4 863	346 819
0204230000	Boneless meat of sheep, fresh or chilled	101	7 555	1 613	87 139
0204300000	Carcasses and half-carcasses of lamb, frozen	21 660	88 839	127 249	507 675
0204410000	Carcasses and half-carcasses of sheep, frozen	7 002	168 246	30 460	820 697
0204420000	Other cuts of sheep with bone in, frozen	30 804	258 325	172 950	1 595 307
0204430000	Boneless meat of sheep, frozen	24 112	121 095	198 516	999 214
0204500000	Meat of goats, fresh, chilled or frozen	960	605 632	1 517	2 801 670
0205000000	Meat of horses, asses, mules or hinnies, fresh, chilled or frozen	10 560	31 360	16 684	50 911
0206100000	Edible offal of bovine animals, fresh orchilled	1 514	58 320	2 923	176 593
0206210000	Tongue of bovine animals, frozen	753 993	6 917 355	2 188 065	20 827 197
0206220000	Livers of bovine animals, frozen	530 206	2 086 312	1 052 093	4 259 992
0206290000	Other edible offal of bovine animals, frozen	816 510	14 378 828	2 321 600	41 446 445
0207149900	Cuts& offal of fowl spc Gallus domstcs, not mechnicly debond/ sepr	0	100	0	1 684
0207420000	Meat and edible offal of ducks, not cutin pieces, frozen	176 980	682 268	328 725	1 331 562
0208500000	Meat& edible meat offal of reptile (incl. snake& turtles), fresh, chilld/	0	8 000	0	6 000
0208901000	Frogs' legs fresh, chilled or frozen	0	4 210	0	22 103
0208909000	Meat & edible meat offal of other animal fresh, chilled or frozen	21 880	65 686	47 660	158 879
0210999000	Oth meat & edible, incl. froures & mealssalted, in brine, dried or sm	18 033	81 939	145 804	690 563
0301119100	Koi carp (Cyprinus carpio)	0	529	0	5 719
0301119590	Arowanes, than not red	0	1 385	0	11 039
0301191000	Live marine ornamental fish, fry	4	1 317	8 632	21 911
0301199000	Live marine ornamental fish, other than fry	0	400	0	5 075
0302110000	Trout, fresh or chilled, excluding fillets, livers and roes	7 258	41 162	60 049	396 101
0302140010	Atlantic salmon, excluding fillets, livers and roes, fresh or chilled	46 103	231 010	364 031	2 026 166
0302430000	Sardines, excl. fillets, livers & roes, fresh or chilled	0	111 754	0	266 320
0302891990	Other marine fish excl. fillets, livers and roes, fresh or chilled	1 229	1 229	6 770	6 770
0303110000	Sockeye salmon, excl. fillets, livers & roes, frozen	64 261	64 261	187 003	187 003
0303120000	Oth pacific salmon, excl. fillet, liver and roes, frozen	0	739 925	0	1 686 161
0303130010	Atlantic salmon, excl. fillets, livers and roes, frozen	100 968	490 890	730 830	3 416 596
0303140000	Trout, excl. fillets, livers and roes, frozen	6 284	28 309	46 037	232 148
0303190000	Other salmonidae, excl. fillets, livers and roes, frozen	0	1 311	0	15 026
0303240000	Catfish, excl. fillets, livers and roes, frozen	0	18 885	0	33 067
0303310000	Halibut, excl. fillets, livers and roes, frozen	0	22 386	0	105 665
0303330000	Sole, excl. fillets, livers & roes, frozen	0	21 954	0	35 741
0303390000	Oth flat fish, excl. fillets, livers & roes, frozen	1	1	317	317
0303410000	Albacore/longfinned tunas, excl. fillet, livers and roes, frozen	0	69 699	0	162 957
0303420000	Yellowfin tunas, excl. fillet, liver & roes, frozen	0	218 889	0	1 175 822
0303430000	Skipjack or stripe-bellied bonito, excl. fillets, livers and roes, frozen	400 000	4 477 233	605 968	6 332 882
0303440000	Bigeye tunas, excl. fillets, livers and roes, frozen	0	28 890	0	39 720
0303490000	Oth tunas, excl. fillets, livers & roes, frozen	0	109 512	0	160 135
0303530000	Sardines, sardinella, brisling or spartsexcl. fillets, livers and roes, frc	3 088 293	27 995 508	2 065 551	19 308 168
0303540010	Mackerel, excl. fillets, livers and roes, frozen	608 913	5 698 536	887 638	8 724 272
0303540020	Pacific mackerel, excl. fillets, livers and roes, frozen	5 053 802	51 323 816	4 213 548	44 575 846
0303550000	Jack and horse mackerel, excl. fillets, livers and roes, frozen	0	27 000	0	63 450
0303570000	Swordfish (xiphias gladius), excl. fillets, livers and roes, frozen	173 145	1 665 900	1 298 588	11 952 446

I.3. IM POR M ENURUT KOM ODITI / IM PORT BY HS COM M ODITY

*** OKTOBER / OKTOBER 2014 ***

H S	Uraian Komoditi Commodity Description	Berat Bersih / Net Weight (Kg)		Nilai / Value C.I.F (US\$)	
		Bulan ini Current Month	Kumulatif Cum.Jan. to date	Bulan ini Current Month	Kumulatif Cum.Jan. to date
0303630000	Cod (gadus morhua, ogac, macrocephalu) ,excl.filletts,livers and roe	2 994	188 423	43 679	1 859 589
0303660000	Hake, excl.filletts, livers & roes,frozen	0	150 100	0	152 716
0303670000	Alaska Pollack, excl.filletts, livers and roes, frozen	3 271	111 776	6 718	162 848
0303690000	Other marine fish, excl.filletts, livers and roes, frozen	154 247	154 634	388 047	389 689
0303810000	Dogfish and other sharks, excl.filletts,livers and roes, frozen	0	47 522	0	48 182
0303891400	Savalai hairtails, excl.filletts, livers and roes, frozen	0	6 355	0	26 970
0303891710	Silver pomfrets, excl.filletts, livers and roes, frozen	0	112 056	0	358 581
0303891800	Mangrove red snappers, excl.filletts,livers and roes, frozen	19 323	37 150	11 594	129 834
0303891990	Other marine fish, excl.filletts, livers and roes, frozen	103 794	1 373 311	90 047	1 696 577
0303892900	Other fish, not marine fish,excl.filletts, livers and roes, frozen	1 202 574	7 149 102	1 053 223	7 107 585
0303902000	Roes of fish, frozen	644	3 871	3 545	42 243
0304310000	Tilapias filletts (whether or not minced), fresh or chilled	0	7	0	148
0304410000	Filletts of Pacific, Atlantic and Danube salmon, fresh or chilled	0	1 226	0	8 865
0304520000	Salmonidae meat (whether or not minced), fresh or chilled	0	902	0	28 030
0304630000	Nile perch filletts, frozen	0	3	0	58
0304710000	Cod filletts, frozen	0	10	0	240
0304790000	Other fish filletts of family bregmacerotidae, etc., frozen	0	1 060	0	6 246
0304810010	Frozen filletts of red salmon	0	80	0	2 492
0304830000	Frozen filletts of flat fish	20 000	226 220	25 000	283 398
0304870000	Frozen filletts of tunas, skipjack or stripe-bellied bonito	42 314	260 687	65 052	721 968
0304890000	Frozen filletts of other fish	9 515	68 076	67 652	385 652
0304910000	Swordfish (xiphias gladius) meat (whether or not minced), frozen	0	6 681	0	27 987
0304990010	Meat of tuna loin and skipjack,(whether or not minced), frozen	15 000	70 223	131 250	276 401
0304990090	Meat of other fish,(whether or not minced), frozen	199 022	2 293 489	239 059	2 514 435
0305100000	Flours, meals, and pellets of fish, fit for human consumption	1 725	11 004	36 036	196 025
0305209000	Livers&roes of fish, oth than freshwater fish, dried, smoked, salted	0	2 451	0	12 500
0305399000	Fish filletts, dried,salted,but not smoked	0	1 379	0	56 950
0305410000	Pacific salmon, smoked, incl.filletts,other than edible fish offal	125	415	2 832	9 436
0305440010	Eels, smoked, incl.filletts, other than edible fish offal	398	10 398	2 193	62 443
0305620000	Cod, salted but not dried/smoked & in brine, other than edible fish	0	413	0	18 767
0305691010	Mackerel, salted but not dried/smoked & in brine, other than edible	19	26	408	561
0305710000	Shark fins, fit for human consumption	0	17 992	0	232 405
0305721000	Fish maws, fit for human consumption	0	65 590	0	552 910
0305790090	Other edible fish offal, fit for human consumption	80	415	2 485	11 974
0306110000	Rock lobsters and other sea crawfish,frozen, fit for human consum	44 045	431 599	244 817	3 304 510
0306120000	Lobsters, frozen, fit for human consumption	0	17 282	0	234 168
0306141000	Soft shell crabs, frozen, fit for human consumption	6 346	63 575	40 198	635 341
0306149000	Other crabs, frozen, fit for human consumption	196 386	4 073 124	1 482 865	41 106 511
0306160000	Cold water shrimps and prawns, frozen,fit for human consumption	106 919	1 061 620	495 983	5 048 895
0306171020	Giant tiger prawns headless, frozen, fit for human consumption	0	61 414	0	653 958
0306171090	Other giant tiger prawns, frozen, fit for human consumption	11 095	89 341	51 177	817 170
0306172020	Whiteleg shrimps headless with tail,frozen, fit for human consump	0	14 750	0	213 450
0306172030	Whiteleg shrimps headless without tail,frozen, fit for human const	0	3 050	0	43 292
0306172090	Other whiteleg shrimps, frozen,fit for human consumption	0	139 736	0	1 877 473
0306179000	Other shrimps and prawns, frozen,fit for human consumption	42 765	89 784	391 462	908 731
0306222000	Lobsters (homarus spp),oth than breeder, live	382	4 000	10 192	96 407
0306241000	Crabs, live	0	154	0	2 343
0306242000	Crabs, fresh or chilled	0	12 963	0	284 148
0306249100	Crabs, dried, in airtight container, not frozen	0	820	0	1 230
0306249990	Crabs, dried, not boiled, not in airtight container, not frozen	0	5 110	0	70 913
0306272200	Whiteleg shrimps,other than breeder, live	18 000	147 187	271 575	1 962 989
0306272900	Other shrimps and prawns, other than breeder, live	0	73	0	986
0306299100	Crustaceans, flours, meal and pellets in airtight containers	0	4 637	0	69 125
0306299900	Crustaceans, flours, meal and pellets, in other than airtight contain	700	11 339	10 914	236 817
0307191000	Oysters, frozen	5 825	47 925	23 218	235 303
0307211000	Scallops, live	0	37	0	384
0307291000	Scallops, frozen	68 614	917 562	319 242	2 420 669
0307292000	Scallops, dried, salted or in brine,smoked	0	2	0	67
0307391000	Mussels, frozen	0	8 916	0	26 747
0307392000	Mussels, dried, salted or in brine,smoked	0	9 900	0	33 165
0307491000	Cuttle fish and squid, frozen	447 752	3 064 746	435 470	3 194 677
0307512000	Octopus, fresh or chilled	0	2 353	0	12 000
0307591000	Octopus, frozen	140 863	538 514	364 440	991 028
0307791000	Clams, cockles and ark shells; frozen	0	40 092	0	88 706

I.3. IM POR M ENURUT KOM ODITI / IM PORT BY HS COM M ODITY
***** OKTOBER / OKTOBER 2014 *****

H S	Uraian Komoditi Commodity Description	Berat Bersih / Net Weight (Kg)		Nilai / Value C.I.F (US\$)	
		Bulan ini Current Month	Kumulatif Cum.Jan. to date	Bulan ini Current Month	Kumulatif Cum.Jan. to date
0307991000	Oth molluscs;incl flours, meals& pellets,for human consumption, fr	886	886	4 884	4 884
0308303000	Jellyfish (Rhopilema spp.), frozen	0	882	0	4 500
0308901000	Oth aquatic invertebrates oth thancrustaceans and molluscs, live	0	244	0	3 574
0401101000	Milk& cream of a fat <=1%, not added sugar/sweet,not concentrate	0	77 656	0	77 397
0401109000	Milk& cream of a fat <=1%, not added sugar/sweet, not in liquid for	110	2 211	1 147	16 372
0401201000	Milk& cream of 1%?a fat_6%, not added sugar/sweet,not concentr	0	212 451	0	221 212
0401209000	Milk& cream of 1%?a fat_6%, not added sugar/oth sweet, not in lic	1 987	2 330	7 560	10 042
0401401000	Milk& cream of 6%?a fat_10%, not added sugar/sweet,not concent	0	80 634	0	81 455
0401409000	Milk& cream of 6%?a fat_10%, not added sugar/sweet, in other for	113 802	1 582 137	349 086	4 925 828
0401501000	Milk and cream of a fat >10%, not added sugar/sweet,not concentr	20 820	616 095	54 697	1 501 891
0401509000	Milk and cream of a fat >10%, not added sugar/sweet, not in liquid	140 669	1 295 371	417 917	4 031 281
0402104100	Milk& cream of fat_1,5%,in solid form, noadded sugar/sweet, cont	10 579 600	110 036 680	44 987 992	507 711 178
0402104900	Milk& cream of fat_1,5%,in solid form, noadded sugar/sweet, cont	100 000	1 275 200	378 126	5 674 470
0402109100	Milk& cream of fat_1,5%,in solid form,added sugar/sweet, contain	1 560 400	13 166 525	6 223 109	55 619 560
0402109900	Milk& cream of fat_1,5%,in solid form,added sugar/sweet, contain	37 895	250 551	278 073	1 424 715
0402212000	Milk& cream fat >1,5%,in solid form, notadded sugar/sweet, conta	3 369 250	28 437 994	13 649 140	135 413 782
0402219000	Milk& cream fat >1,5%,in solid form, notadded sugar/sweet, conta	225 286	10 333 003	972 853	52 968 198
0402292000	Milk& cream fat >1,5%,in solid form,added sugar/sweet, contain v	0	32 000	0	123 200
0402299000	Milk& cream fat >1,5%,in solid form,added sugar/sweet, contain v	367 521	2 986 002	1 882 367	22 408 657
0402910000	Other milk& cream, not containing added sugar/other sweetening	0	153 665	0	677 544
0402990000	Other milk& cream, containing added sugar/other sweetening	628 911	5 523 479	618 406	5 584 593
0403102000	Yoghurt in liquid form,whether/ notcondensed,contain flavour/not	40	605	6 099	28 184
0403109000	Yoghurt in not liquid form, containfruits,nuts, cocoa, flavour/not	12 240	32 415	46 555	144 621
0403901000	Buttermilk, concentrated/ add sugar/sweetcontaining fruits,nuts, c	100 175	3 818 560	391 600	16 191 343
0403909000	Curdled milk& cream,kephir& oth fermented/ acidified milk& cream	0	42 958	0	236 852
0404100000	Whey& modified whey, whether/ notconcentrated/ added sugar/sw	11 148 458	81 285 034	23 907 750	175 333 456
0404900000	Products consist natural milk;whether/ not added sugar/sweet, n.e	352 216	2 558 108	1 618 574	11 396 178
0405100000	Butter	1 281 541	11 398 248	5 410 360	49 940 041
0405200000	Dairy spreads	0	15 200	0	76 000
0405901000	Anhydrous butterfat	589 292	6 812 912	2 823 643	38 056 387
0405902000	Butter oil	0	137 400	0	849 057
0405909000	Other fats and oils derived from milk	1 500	35 551	9 154	176 237
0406101000	Fresh (unripened or uncured) cheese,including whey cheese	815 091	6 684 532	3 471 223	29 915 278
0406201000	Grated/ powdered cheese,of all kinds,in packages of a gross weighi	2 000	289 390	19 679	2 325 825
0406209000	Grated/ powdered cheese,of all kinds,in packages of a gross weighi	147 891	1 147 903	876 499	5 951 624
0406300000	Processed cheese,not grated or powdered	292 259	2 792 981	1 628 024	15 851 591
0406900000	Other cheese	437 136	4 546 258	2 056 058	23 675 485
0408110000	Egg yolks, whether/ not containing added sugar/oth sweetening, d	49 246	341 147	236 315	1 654 542
0408190000	Egg yolks, whether/ not containing added sugar/oth sweetening, ot	0	36 744	0	95 174
0408910000	Birds' eggs, not in shell, whether/ notcontaining added sugar/swee	87 554	907 218	480 805	5 217 283
0409000000	Natural honey	269 996	1 926 926	928 588	7 711 761
0410001000	Birds' nests, edible	0	60	0	18 837
0410009000	Other edible products of animal origin,not elsewhere specified or i	1 000	5 830	63 906	322 839
0501000000	Human hair, unworked, whether or notwashed or scoured; waste	6 065	124 707	1 713 285	23 636 316
0502100000	Pigs', hogs' & boars' bristles and hair and waste thereof	0	46 477	0	137 536
0502900000	Badger hair and other brush making hairand waste thereof	74 402	817 574	355 220	5 256 977
0505101000	Duck feathers and down, of a kind usedfor stuffing	18 273	729 192	1 144 577	47 491 322
0505109000	Feathers and down other than duck,of a kind used for stuffing	2 121	54 265	108 171	4 640 465
0505901000	Duck feathers and down, used other thanfor stuffing	680	106 845	41 480	3 760 615
0505909000	Other skins& parts of birds; powder& waste of feather, used oth th	8 100	1 159 485	34 830	1 460 916
0506100000	Ossein and bones treated with acid	0	2	0	337
0506900000	Other bones & horn-cores, degelatinised; powder and waste of the	0	1	0	2
0507109000	Ivory oth than Rhinoceros horns;ivory powder and waste thereof	130	161	290	460
0507901000	Horns,antlers,hooves,nails,claws& beaks,unworked/ simply prepare	535	569	1 192	1 379
0508002000	Shells of molluscs, crustaceans/ echinoderms,unworked/ simply pre	9 819	84 728	46 917	318 609
0508009000	Cuttle-bone,unworked/ simply preparednot cut to shape,powder&	0	57 019	0	29 544
0511100000	Bovine semen	0	172	0	103 131
0511910030	Artemia egg (brine shrimp egg)	13 598	94 539	517 446	4 438 497
0511910040	Fish skin	0	6 038	0	49 444
0511910090	Oth product of fish or crustaceans,molluscs or oth.aquatic invertat	73 000	472 151	60 659	385 395
0511993000	Natural sponges	105	212	3 361	18 448
0511999000	Other animal products not elsewhere specified or included	600 673	7 455 351	646 329	8 230 174
0601100000	Bulbs, tubers, tuberous roots, corms,crowns & rhizomes, dormant	1 558	36 149	10 421	116 919
0601209000	Bulbs,tubers,tuberous roots, corms,crowns & rhizomes, in growth	10 012	93 805	127 019	312 967

I.3. IM POR M ENURUT KOM ODITI / IM PORT BY HS COM M ODITY
***** OKTOBER / OKTOBER 2014 *****

H S	Uraian Komoditi Commodity Description	Berat Bersih / Net Weight (Kg)		Nilai / Value C.I.F (US\$)	
		Bulan ini Current Month	Kumulatif Cum.Jan. to date	Bulan ini Current Month	Kumulatif Cum.Jan. to date
0602102000	Unrooted cuttings and slips of rubber trees	0	97	0	541
0602109000	Unrooted cutting and slips of oth plants	0	1 030	0	3 484
0602902000	Orchid seedlings	0	7 559	0	91 030
0602909000	Other live plants (incl their roots),cuttings&slips; mushroom spawn	22 201	508 076	243 356	439 944
0603140000	Chrysanthemums, fresh flowers of a kind suitable for bouquets/ orr	0	240	0	6 161
0603190000	Other fresh flowers of a kind suitable for bouquets/ ornamental pu	0	5 431	0	108 602
0603900000	Cut flowers& flower cuds for bouquets/ ornamental,dried,dyed,ble	2 533	4 812	16 128	21 247
0604201000	Mosses and lichens, of a kind suitable for bouquets/ ornamental, fr	7 250	62 730	34 438	296 932
0604209000	Foliage,branches& oth parts of plants,grasses,for bouquets/ ornam	0	3 005	0	6 128
0604901000	Mosses& lichens, for bouquets/ ornamental, oth than fresh	0	3 200	0	15 200
0604909000	Foliage,branches& oth part plant,grasses,for bouquets/ ornamental	0	43 179	0	70 980
0701100000	Potatoes seed, fresh or chilled	0	2 084 450	0	2 048 782
0701900000	Potatoes, other than seed , fresh orchilled	2 767 387	28 772 526	1 571 492	16 750 463
0702000000	Tomatoes, fresh or chilled	3 492	46 857	17 988	199 756
0703101900	Onions,oth.than bulbs for propagation,fresh or chilled	1 684 812	57 661 945	925 275	30 241 173
0703102100	Shallots bulbs for propagation, fresh or chilled	0	2 248 105	0	1 109 528
0703102900	Shallots,oth than bulbs for propagation, fresh/ chilled	1 676 800	62 229 224	528 192	23 852 661
0703209000	Garlic,oth than bulbs for propagation,fresh/ chilled	24 205 500	420 914 210	16 945 302	300 147 389
0703909000	Leeks& oth alliaceous vegetables,oth than bulbs for propagation, fi	67	61 548	340	122 236
0704101000	Cauliflowers, fresh or chilled	25 552	251 177	46 346	394 441
0704102000	Headed broccoli, fresh or chilled	73 586	747 031	128 446	1 206 939
0704200000	Brussels sprouts, fresh or chilled	73	930	378	4 294
0704901100	Cabbages, round (drumhead), fresh orchilled	327 714	968 953	215 341	629 731
0704901900	Cabbages, oth than round (drumhead),fresh or chilled	494 111	501 679	426 453	447 780
0704909000	Kohlrabi, kale and similar edible brassicas, fresh or chilled	536 272	1 369 250	704 864	2 268 184
0705110000	Cabbage lettuce (head lettuce), fresh or chilled	1 858	33 158	3 260	54 010
0705190000	Other lettuce, fresh or chilled	7 345	98 444	19 119	239 223
0706101000	Carrots, fresh or chilled	4 985 339	32 121 189	5 104 552	31 485 489
0706102000	Turnips, fresh or chilled	0	5 790	0	9 352
0706900000	Salad beetroot,salsify,celeriac,radishes & similar edible roots,fresh	53 023	65 625	63 730	77 515
0707000000	Cucumbers and gherkins, fresh/ chilled	142	1 181	655	5 400
0708100000	Peas (Pisum sativum), shelled/ unshelled, fresh/ chilled	819 621	4 907 196	355 224	2 156 991
0708900000	Other leguminous vegetables, shelled/ unshelled, fresh or chilled	3 400	44 291	6 800	87 034
0709400000	Celery oth than celeriac,fresh/ chilled	17 471	151 264	38 174	339 118
0709510000	Mushrooms of the genus Agaricus, fresh or chilled	4 444	19 305	9 455	45 329
0709591000	Truffles, fresh or chilled	0	80 367	0	169 759
0709599000	Oth mushrooms, fresh or chilled	140 523	1 078 289	317 205	2 586 711
0709601000	Chillies (fruits of genus Capsicum),fresh or chilled	0	14 707	0	24 936
0709700000	Spinach, New Zealand spinach & orach spinach (garden spinach), f	11 096	68 974	18 340	118 777
0709930000	Pumpkins,aquash& gourds (Cucurbita spp.), fresh or chilled	0	100	0	1 470
0709990000	Other vegetables, fresh or chilled	22 238	170 974	40 324	295 228
0710100000	Potatoes (uncooked or steamed/ boiled/cooked), frozen	0	54 007	0	17 919
0710210000	Peas (Pisum sativum), shelled/ unshelled,uncooked or steamed/bo	47 457	658 286	65 863	854 004
0710220000	Beans (Vigna spp,Phaseolus spp), shelled/ unshelled,uncooked/ste	411	5 815	2 578	27 320
0710290000	Other leguminous vegetables, shelled/ unshelled, uncooked/ steam	0	2 628	0	8 333
0710300000	Spinach,New Zealand spinach and orach spinach (garden spinach)	6 060	37 760	17 062	106 244
0710400000	Sweet corn, uncooked/steamed/ boiled,frozen	66 772	890 389	238 245	1 432 112
0710800000	Other vegetables,uncooked/ steamed/ boiled, frozen	8 895	101 132	17 844	162 029
0710900000	Mixtures of vegetables,uncooked/ steamed/ boiled, frozen	91 406	821 560	101 816	855 977
0711209000	Olives, provisionally preserved in other preservative solutions	0	17 845	0	41 309
0711401000	Cucumber& gherkins, provisionally preserved by sulphur dioxide ga	0	4 457	0	5 800
0711901000	Sweet corn, provisionally preserved	0	7	0	105
0711902000	Chillies (fruits of genus Capsicum),provisionally preserved	445 807	4 262 097	500 545	4 794 872
0711903900	Capers, provisionally preserved in other preservative solutions	0	2 549	0	8 638
0711909000	Other vegetables,provisionally preserved oth than by sulphur diox	0	164 199	0	106 270
0712200000	Onions, dried, whole, cut, sliced ,broken/in powder, but not further	358 704	3 282 134	1 163 286	10 150 412
0712310000	Mushrooms of genus Agaricus,dried,whole,broken/ powder,but no	0	12 416	0	50 008
0712320000	Wood ears (Auricularia spp),dried,whole,broken/ powder, but not f	91 942	383 099	119 028	499 137
0712330000	Jelly fungi ,dried,whole,cut, broken/in powder,but not further pre	4 812	50 162	7 396	75 396
0712391000	Truffles,dried,whole,cut,sliced,broken/in powder,but not further p	2 231	99 171	4 500	237 115
0712392000	Shiitake(dong-gu),dried,whole,cut,slice,broken/ powder, but not fu	3 334	50 722	4 805	64 240
0712399000	Other mushrooms,dried,whole,cut,slice,broken/ powder,but not fu	39 794	300 974	92 150	608 989
0712901000	Garlic,dried,whole,cut,sliced,broken/in powder,but not further pre	262 386	2 696 696	563 094	4 117 931
0712909000	Oth vegetables/ mix of vegetables,dried,whole,broken/powd,but n	158 454	3 347 549	428 167	9 193 440

I.3. IM POR M ENURUT KOM ODITI / IM PORT BY HS COM M ODITY
***** OKTOBER / OKTOBER 2014 *****

H S	Uraian Komoditi Commodity Description	Berat Bersih / Net Weight (Kg)		Nilai / Value C.I.F (US\$)	
		Bulan ini Current Month	Kumulatif Cum.Jan. to date	Bulan ini Current Month	Kumulatif Cum.Jan. to date
0713109000	Peas (pisum sativum),dried,shelled,wheth/ not skinned/split, oth th	1 040 864	12 592 752	506 057	5 369 688
0713209000	Chickpeas(garbanzos),dried,shelled,whether/ not skinned, oth thar	40 050	312 014	42 053	388 710
0713319000	Beans (Vigna mungo hepper/ Vigna radiatawilczek),dried,shelled,ot	2 363 001	80 723 168	1 991 536	78 721 793
0713329000	Small red(Adzuki) beans dried,shelled,whether/ not skinned, oth th	0	880 198	0	269 641
0713339000	Kidney beans,incl white pea beans,dried,shelled, oth than for sowi	171 000	2 895 385	112 145	1 622 364
0713359000	Cow peas,dried,shelled,whether/ notskinned/ split, oth than for sov	0	2 687 900	0	1 624 746
0713399000	Oth beans, dried, shelled, whether/ notskinned/ split, oth than for s	0	3 606 466	0	2 642 984
0713409000	Lentils, dried, shelled, whether/ notskinned/ split, oth than for sowi	0	3 725	0	9 871
0713509000	Broad beans&horse beans,dried,shelled,whether/ not skinned, oth	1 632 530	17 097 035	1 257 716	11 951 969
0713909000	Oth dried leguminous vegetables,shelled,whether/ not skinned, otl	180 453	4 985 915	167 545	4 907 633
0714201000	Sweet potatoes, frozen	0	22 390	0	39 310
0714309000	Yams (Dioscorea spp.), not frozen	0	540	0	977
0714901900	Sago pith, not frozen	0	9 989	0	11 466
0714909900	Arrowroot,salep,Jerusalem artichokes,root w/ high starch/inulin, r	33 271	212 241	67 562	423 122
0801110000	Coconuts, desiccated, dried	10 251	148 583	31 188	506 928
0801190000	Coconuts,oth than desiccated&in the inershell, fresh/dried, wheth	89 471	494 466	88 329	422 498
0801220000	Brazil nuts, shelled, fresh or dried	1 114	1 824	5 864	10 206
0801310000	Cashew nuts, in shell, fresh or dried	0	34 920	0	36 666
0801320000	Cashew nuts, shelled, fresh or dried	94 712	828 000	509 936	3 697 166
0802110000	Almonds, in shell, fresh or dried	11 600	91 560	65 192	514 567
0802120000	Almonds, shelled, fresh or dried	125 017	780 136	1 107 878	6 522 505
0802220000	Hazelnut/filberts, shelled, fresh/dried	0	4 000	0	40 200
0802320000	Walnuts, shelled, fresh or dried	10 388	47 917	113 359	516 069
0802410000	Chestnuts (Castanea spp.), in shell,fresh or dried	10 758	66 238	17 000	136 835
0802420000	Chestnuts (Castanea spp.), shelled,fresh or dried	0	11 103	0	21 536
0802510000	Pictachios, in shell, fresh or dried	0	113 500	0	77 365
0802520000	Pictachios, shelled, fresh or dried	0	28 809	0	82 104
0802610000	Macadamia nuts, in shell, fresh or dried	0	998	0	15 792
0802620000	Macadamia nuts, shelled, fresh or dried	5 017	8 979	93 135	147 809
0802800000	Areca nuts, whether/ not shelled/peeled,fresh or dried	0	5	0	15
0802900000	Other nuts, whether/ not shelled/peeled,fresh or dried	1 616	63 093	8 505	111 195
0803900000	Bananas, oth than plantains,fresh or dried	0	542 111	0	260 954
0804100000	Dates, fresh or dried	4 191 949	27 660 239	3 035 193	34 693 924
0804200000	Figs, fresh or dried	0	3 598	0	11 024
0804300000	Pineapples, fresh or dried	0	1	0	12
0804400000	Avocados, fresh or dried	133	1 402	688	6 511
0804501000	Guavas, fresh or dried	0	133	0	270
0804502000	Mangoes, fresh or dried	0	233 466	0	582 069
0805101000	Oranges, fresh	1 859 135	15 373 425	1 784 425	17 829 621
0805200000	Mandarin,clementines,wilkings& similarcitrus hybrids, fresh/dried	3 213 691	90 494 360	4 028 961	111 463 747
0805400000	Grapefruit, including pomelos, fresh ordried	0	137 041	0	146 033
0805500000	Lemons and limes, fresh or dried	199 792	4 057 935	566 139	9 807 752
0806100000	Grapes, fresh	5 126 074	42 243 315	15 603 890	119 780 883
0806200000	Grapes, dried	125 378	1 542 617	294 852	3 562 303
0807110000	Watermelons, fresh	0	2 233	0	3 770
0807190000	Other melons, fresh	0	5 837	0	4 002
0808100000	Apples, fresh	7 964 019	105 775 495	11 670 254	150 872 177
0808300000	Pears, fresh	6 969 889	73 136 412	6 576 327	67 105 876
0809100000	Apricots, fresh	0	9 146	0	19 543
0809210000	Sour cherries (prunus cerasus), fresh	0	2 151	0	13 792
0809290000	Oth cherries, fresh	0	4 643	0	32 733
0809300000	Peaches, including nectarines, fresh	0	29 300	0	48 674
0809401000	Plums, fresh	2 792	33 137	4 050	70 214
0810100000	Strawberries, fresh	0	30 741	0	96 731
0810200000	Raspberries, blackberries, mulberries,loganberries, fresh	0	13 932	0	97 599
0810300000	Black, white or red currants andgooseberries,fresh	0	16 215	0	68 388
0810400000	Cranberries, bilberries & other fruitsof the genus vaccinium, fresh	0	63 441	0	450 404
0810500000	Kiwi fruit, fresh	331 729	2 816 847	834 483	7 718 722
0810600000	Durians, fresh	0	7 506 900	0	11 427 181
0810700000	Persimmons, fresh	8 190	17 720	14 742	31 172
0810901000	Longans (including mata kucing), fresh	1 312 064	68 003 017	1 672 702	85 044 466
0810902000	Lychees, fresh	0	379 836	0	428 122
0810906000	Tamarinds, fresh	0	189 799	0	254 421
0810909200	Dragon fruit, fresh	651 629	7 821 938	569 999	7 030 936

I.3. IM POR M ENURUT KOM ODITI / IM PORT BY HS COM M ODITY

*** OKTOBER / OKTOBER 2014 ***

H S	Uraian Komoditi Commodity Description	Berat Bersih / Net Weight (Kg)		Nilai / Value C.I.F (US\$)	
		Bulan ini Current Month	Kumulatif Cum.Jan. to date	Bulan ini Current Month	Kumulatif Cum.Jan. to date
0810909300	Sapodilla (ciku fruit), fresh	0	1 800	0	1 530
0810909900	Other fruit, fresh	27 575	274 464	74 321	465 189
0811100000	Strawberries, uncooked/steamed/boiled,frozen, whether/not add	0	475 668	0	989 734
0811200000	Raspberries,blackberries,mulberries,loganberries,currants,goosebe	0	56 892	0	232 362
0811900000	Other fruit&nuts,uncooked/steamed/boiled,frozen, whether/not a	16 242	121 158	49 171	347 410
0812100000	Cherries, provisionally preserved,not for immediate consumption	0	19 893	0	82 586
0812909000	Oth fruit&nuts,provisionally preserved,not for immediate consumj	11 475	45 539	37 937	166 467
0813100000	Apricots, dried	0	1 613	0	8 650
0813200000	Prunes, dried	0	30 939	0	76 960
0813300000	Apples, dried	506	1 274	2 663	5 741
0813401000	Longans, dried	2 500	2 500	1 847	1 847
0813402000	Tamarinds, dried	0	389 619	0	228 193
0813409000	Other fruit,oth than heading 08.01 to08.06, dried	2 656	630 227	10 831	792 100
0813502000	Mixture of nuts/dried fruits of whichoth nuts predominate by weig	0	587 124	0	474 786
0813503000	Mixture of nuts/dried fruits of whichdates predominate by weight	0	35 630	0	37 337
0814000000	Peel of citrus fruit/melons,watermelons,fresh,frzn,dried/provision	0	21	0	2 820
0901111000	Arabica WIB/robusta OIB, not roasted,not decaffeinated	278 359	17 770 006	993 945	38 915 347
0901119000	Coffee oth than Arabica WIB/robusta OIB,not roasted,not decafiei	0	267 813	0	361 569
0901129000	Coffee oth than Arabica WIB/robusta OIB,not roasted, decaffeinat	137	163	2 393	2 598
0901211000	Coffee, roasted, not decaffeinated,unground	41 574	386 703	319 747	3 917 749
0901212000	Coffee, roasted, not decaffeinated,ground	5 775	56 671	71 848	710 538
0901221000	Coffee, roasted, decaffeinated,unground	1 260	3 052	14 522	40 457
0901222000	Coffee, roasted, decaffeinated, ground	0	2 487	0	30 710
0901902000	Coffee substitutes containing coffee	1	1	15	15
0902101000	Green tea leaves (not fermented), inpackings _ 3 kg	445	2 543	9 932	74 305
0902109000	Green tea, oth than leaves, (notfermented), in packing _ 3 kg	2 235	53 500	4 338	155 954
0902201000	Green tea leaves (not fermented),in packing > 3 kg	67 368	773 286	82 223	1 095 562
0902209000	Green tea, oth than leaves (notfermented), in packing > 3 kg	18 572	336 769	166 375	1 531 286
0902301000	Black tea (fermented) & partly fermented tea, leaves, in packing _	6 441	40 724	30 037	187 683
0902309000	Black tea (fermented) & partly fermented tea,oth than leaves, in p	9 186	62 079	200 891	1 809 160
0902401000	Black tea (fermented) & partly fermented tea, leaves, in packing >	125 023	1 240 877	109 180	1 108 517
0902409000	Black tea (fermented) & partly permented tea, oth than leaves, in	834 290	10 155 357	1 296 729	14 278 046
0904111000	White pepper, neither crushed nor ground	0	68 000	0	681 530
0904112000	Black pepper, neither crushed nor ground	280 061	5 566 078	2 700 165	44 815 310
0904119000	Other pepper, neither crushed nor ground	631	2 730	8 228	40 384
0904121000	White pepper, crushed or ground	1 176	5 179	8 456	74 702
0904122000	Black pepper, crushed or ground	44 754	63 947	19 283	182 598
0904129000	Other pepper, crushed or ground	351	6 530	2 602	70 385
0904211000	Chillies (fruits of the genus Capsicum),dried, neither crushed nor g	1 335 971	15 195 396	1 539 369	17 980 837
0904219000	Oth fruits of genus Capsicum/ Pimenta,dried,neither crushed nor g	192	326 190	4 029	383 470
0904221000	Chillies (fruits of the genus Capsicum),dried, crushed/ground	267 716	2 332 076	245 052	2 833 784
0904229000	Oth fruits of genus Capsicum/ Pimenta,dried, crushed/ground	60 300	744 186	163 352	1 845 602
0905100000	Vanilla, neither crushed nor ground	0	38 375	0	2 778 109
0905200000	Vanilla, crushed or ground	0	27 030	0	38 606
0906190000	Cinnamon-tree flowers, neither crushednor ground	0	10 299	0	28 648
0906200000	Ginnamon and cinnamon-tree flowers,crushed or ground	300	112 163	3 252	311 167
0908110000	Nutmeg, neither crushed nor ground	0	24 632	0	238 720
0908120000	Nutmeg, crushed or ground	0	26 555	0	145 594
0908310000	Cardamoms, neither crushed nor ground	0	13 943	0	55 720
0908320000	Cardamoms, crushed or ground	0	8 694	0	28 885
0909210000	Seeds of coriander, neither crushed norground	5 791 731	16 019 330	2 776 252	8 223 152
0909220000	Seeds of coriander, crushed or ground	20 913	102 104	13 937	86 124
0909310000	Seeds of cumin, neither crushed norground	226 267	2 268 437	218 350	2 424 917
0909320000	Seeds of cumin, crushed or ground	0	9 140	0	57 650
0909611000	Seeds of anise, neither crushed norground	95 410	695 500	37 727	488 724
0909613000	Seeds of caraway, neither crushed norground	6 558	358 504	4 020	320 197
0909619000	Seeds of fennel or juniper berries,neither crushed nor ground	58 938	471 152	24 665	350 500
0909623000	Seeds of caraway, crushed or ground	0	500	0	191
0909629000	Seeds of fennel or juniper berries,crushed or ground	344	705	2 537	5 601
0910110000	Ginger, neither crushed nor ground	75 055	2 092 485	49 448	1 838 968
0910120000	Ginger, crushed or ground	3 205	23 281	20 288	109 544
0910200000	Saffron	0	3 379	0	8 440
0910300000	Turmeric (curcuma)	0	192 469	0	221 120
0910911000	Curry	6 000	45 207	20 400	159 659

I.3. IM POR M ENURUT KOM ODITI / IM PORT BY HS COM M ODITY
***** OKTOBER / OKTOBER 2014 *****

H S	Uraian Komoditi Commodity Description	Berat Bersih / Net Weight (Kg)		Nilai / Value C.I.F (US\$)	
		Bulan ini Current Month	Kumulatif Cum.Jan. to date	Bulan ini Current Month	Kumulatif Cum.Jan. to date
0910919000	Mixtures of spices, other than curry	3 297	7 982	24 950	56 260
0910991000	Thyme; bay leaves	360	12 024	3 715	49 302
0910999000	Other spices	6 730	358 885	40 823	550 493
1001110000	Durum wheat seed	0	1 205	0	14 409
1001190000	Durum wheat, oth than seed	3 499 780	118 520 635	924 106	36 558 943
1001991910	Wheat grains without husk,oth than seed, for human consumption	616 801 453	4 942 808 046	186 381 972	1 591 721 483
1001991990	Other wheat, oth than seed, for humanconsumption	196 702 101	1 278 072 940	63 437 049	429 417 123
1001999090	Other wheat, oth than seed, not forhuman consumption	7 650 173	55 674 424	1 840 734	14 068 752
1002900000	Rye, oth than seed	0	10 000	0	12 200
1004900000	Oats, oth than seed	0	322 582	0	232 445
1005100000	Maize (corn), seed	65 010	1 515 194	200 067	5 495 050
1005901000	Popcorn, oth than seed	232 859	2 658 898	272 193	2 521 238
1005909000	Oth maize (corn), oth than seeds	368 537 104	2 601 824 988	87 430 921	653 833 351
1006101000	Rice in the husk (paddy or rough),suitable for sowing	0	907 672	0	2 794 324
1006303000	Glutinous rice, semi-milled or whollymilled, whether/not polished,	14 172 800	61 472 650	7 884 373	33 522 276
1006304000	Thai Hom Mali rice, semi-milled/whollymilled, whether/not polish	0	2 386 000	0	1 364 810
1006309100	Oth semi-milled or wholly milled rice,whether/not polished/glazec	0	50 000	0	43 000
1006309900	Oth semi/wholly milled rice, whether/notpolished/glazed, oth tha	59 654 914	111 180 974	27 242 368	50 064 639
1006409000	Broken rice, oth than for animal feed	19 200 900	257 870 500	8 197 392	104 274 134
1008100000	Buckwheat	173 240	3 421 742	85 140	1 608 095
1008290000	Millet, oth than seed	413 862	16 352 440	187 211	7 741 955
1008300000	Canary seeds	1 106 083	9 648 579	748 381	6 403 506
1008500000	Quinoa (Chenopodium quinoa)	0	498	0	2 744
1008900000	Other cereals	74 500	1 922 168	52 090	1 383 016
1101001010	Wheat flour fortified	12 019 000	103 506 953	4 020 049	38 541 692
1101001090	Wheat flour not fortified	7 668 464	71 702 784	2 910 596	27 627 596
1102200000	Maize(corn) flour	144 000	147 283	55 296	66 211
1102909000	Oth cereal flours, oth than wheat/ meslin/maize/ rice/ rye flour	11 916	41 367	6 748	30 770
1103112000	Groats & meals of wheat,durum/ hard wheat semolina	0	7 258	0	26 123
1103119000	Groats & meals of wheat, oth durum/hardwheat semolina	1 573	27 678	1 593	38 281
1103130000	Groats & meals of maize/ corn	280 000	719 242	64 260	307 847
1103199000	Groats & meals of oth cereals, oth thanmeslin & rice	0	2 400	0	4 544
1104120000	Cereal grains of oats, rolled or flakedgrains	289 637	4 764 211	226 777	3 666 567
1104220000	Cereal grains of oats,hulled,peraled,sliced/ kibbled	0	1 814	0	5 897
1104230000	Cereal grains of maize (corn), hulled,peraled, sliced/ kibbled	36 000	234 000	32 160	209 040
1104292000	Cereal grains of barley,hulled,peraled,sliced/ kibbled	23 500	47 180	9 800	20 479
1104299000	Cereal grains of oth cereals, hulled,peraled, sliced/ kibbled	1 000	9 189	4 301	42 834
1104300000	Germ of cereals, whole, rolled, flaked/ ground	0	1 469	0	7 091
1105100000	Flour, meal & powder of potatoes	0	413 898	0	755 242
1105200000	Flakes, granules & pellets of potatoes	666 364	5 687 584	1 013 745	8 668 336
1106202900	Flour & powder of sago	10 000	10 000	2 140	2 140
1106209000	Flour,meal & powder of roots/tuber head07.14, oth than manioc(c	0	16 831	0	56 550
1106300000	Flour,meal & powder of edible fruits andnuts of prod.chap.8	5 056	45 049	47 926	428 863
1107100000	Malt,not roasted	2 257 120	31 180 182	1 100 852	16 713 216
1107200000	Malt,roasted	0	159 550	0	124 118
1108110000	Wheat starch	681 522	6 468 406	306 228	2 940 800
1108120000	Maize(corn) starch	9 053 856	68 033 128	3 970 678	31 629 300
1108130000	Potato starch	853 500	10 274 726	696 921	9 164 885
1108140000	Manioc(cassava) starch	47 202 950	273 293 936	20 385 817	120 098 094
1108191000	Sago starch	750	42 324	2 205	38 234
1108199000	Other starches (oth than wheat,maize,potato, manioc & sago)	0	19 000	0	66 801
1108200000	Inulin	617 000	5 183 175	1 777 673	15 667 749
1109000000	Wheat gluten, whether or not dried	425 500	3 720 000	234 273	2 986 491
1201100000	Seed of soya beans,whether or not broken	0	20	0	1 548
1201900000	Soya beans, oth than seed, whether ornot broken	103 382 498	1 771 351 940	63 892 525	1 075 394 605
1202410000	Oth than seed of ground-nut,not roasted/ othwise cooked,in shell	2 043 276	86 473 897	2 025 277	94 359 037
1202420000	Oth than seed of ground-nut,not roasted/cooked,shelled,whether,	5 657 243	137 527 084	5 855 169	158 642 757
1203000000	Copra	0	377 513	0	139 587
1204000000	Linseed, whether or not broken.	0	63 156	0	85 642
1205100000	Low erucic acid rape/colza seeds whether or not broken	0	279 810	0	191 079
1205900000	Not low erucic acid rape or colza seedswhether or not broken	550	70 966	1 896	59 097
1206000000	Sunflower seeds, whether or not broken	954 188	4 915 366	1 084 381	4 637 276
1207101000	Palm nuts & kernels, whether/ not brokensuitable for sowing	1 952	3 091	392 345	577 410
1207290000	Cotton seeds, oth than seed, whether/or not broken	0	500	0	5 000

I.3. IM POR M ENURUT KOM ODITI / IM PORT BY HS COM M ODITY
***** OKTOBER / OKTOBER 2014 *****

H S	Uraian Komoditi Commodity Description	Berat Bersih / Net Weight (Kg)		Nilai / Value C.I.F (US\$)	
		Bulan ini Current Month	Kumulatif Cum.Jan. to date	Bulan ini Current Month	Kumulatif Cum.Jan. to date
1207300000	Castor oil seeds, whether or not broken	0	20	0	200
1207401000	Sesamum seeds, whether or not broken,edible	149 431	3 525 485	96 379	2 300 835
1207409000	Sesamum seeds, whether or not broken,not edible	268 898	3 408 092	174 126	2 062 964
1207500000	Mustard seeds,whether or not broken	20 924	21 228	14 647	16 581
1207600000	Safflower (carthamus tinctorius) seeds,whether or not broken	0	2 000	0	2 234
1207700000	Melon seeds,whether or not broken	0	5	0	895
1207910000	Poppy seeds,whether or not broken	0	1 106	0	3 015
1207999000	Other oil seeds & oleaginous fruits,whether or not broken	49 352	866 048	265 609	1 801 907
1208100000	Flours and meals of soya beans	95 850	2 297 374	689 162	5 258 099
1208900000	Flours& meals of oth oil seed/ oleaginousfruits oth than mustard	0	110 055	0	41 821
1209210000	Lucerne (alfalfa) seeds, of a kind usedfor sowing	0	290	0	1 422
1209292000	Other beet seed, of a kind usedfor sowing	0	2 920	0	30 545
1209299000	Other seed of forage plants, of a kindused for sowing	0	55 275	0	371 551
1209300000	Seeds of herbaceous plants cultivatedprincially for their flowers	0	800	0	9 960
1209919000	Other vegetable seeds, other than onion seeds, of a kind used for :	161 390	348 551	1 168 519	6 559 046
1209999000	Other seed, fruit, and spores, of a kindused for sowing	1 000	221 606	1 780	2 323 343
1210200000	Hop cones,ground,powdered or in the form of pellets; lupulin	4 200	36 881	23 825	212 731
1211201000	Ginseng roots,cut, crushed/ powdered form,fresh/ dried	520	8 337	19 550	521 643
1211209000	Ginseng roots, not in cut or crushed orpowdered form, fresh/ drieb	0	504	0	13 820
1211901100	Cannabis,in cut,crushed/ powdered form,used for pharmacy, fresh	0	8 138	0	6 448
1211901300	Rauwolfia serpentina roots,for pharmacy,in cut/ crushed/ powdere	18 594	1 342 282	22 312	2 789 816
1211901400	Other plants, in cut,crushed or powdered form, used for pharmacy	0	10 000	0	54 000
1211901900	Other plants & parts of plants, in otherforms, for pharmacy	5 120	45 075	40 916	200 092
1211909100	Pyrethrum, in cut,crushed/ powdered form,fresh/ dried	0	13 580	0	92 090
1211909200	Pyrethrum, in other form, fresh/ dried	0	15 103	0	11 435
1211909500	Agarwood (gaharu) chips, fresh/ dried	0	25	0	605
1211909600	Liquorice roots, fresh/ dried	12 000	74 046	19 740	127 490
1211909800	Oth plants& parts of plants, not forpharmacy, in cut,crushed/ powd	2 045	6 567	1 200	12 809
1211909900	Oth plants& parts of plants, not forpharmacy, not cut,crushed/ pow	56 680	554 227	66 408	1 624 856
1212211000	Eucheuma spp,fresh,chilled,frozen,dried,for human consumption	500	6 269	4 300	75 715
1212219000	Other seaweed & algae, fresh, chilled,frozen,dried, for human con	6 575	199 294	167 212	731 548
1212292000	Seaweeds & oth algae,fresh,chilled/ dried for oth,not for human cc	7 016	14 962	66 362	143 950
1212293000	Seaweeds & oth algae,frozen, not forhuman consumption	0	3 376	0	21 940
1212910000	Sugar beet, fresh,chilled, frozen/ dried,whether/not ground	0	3	0	30
1212920000	Locust bean(carob),fresh,chilled,frozen/ dried, whether/ not ground	0	533 750	0	459 910
1212990000	Other vegetable product, for humanconsumption, n.e.s or include	0	106 869	0	147 600
1213000000	Cereal straw & husks,unprepared,whether/ not chopped,ground,pr	0	750	0	5 018
1214100000	Lucerne (alfalfa) meal and pellets	48 601	312 920	11 898	77 754
1214900000	Other forage products,whether/ not in forof pellets,oth than lucerr	597 995	3 383 330	253 463	1 390 479
1301200000	Gum arabic	17 056	412 362	95 701	2 448 306
1301901000	Gum benjamin	86	50 938	1 124	34 913
1301902000	Gum damar	51 050	652 129	101 535	1 284 044
1301903000	Cannabis resin	5	110	1 750	16 845
1301904000	Lac	0	828	0	19 906
1301909000	Other natural gum and resin	12 019	84 646	143 769	1 045 380
1302119000	Saps and extracts of other opium,whether or not modified	0	8	0	675
1302120000	Saps and extracts of liquorice, whetheror not modified	68 573	507 419	704 100	5 993 470
1302130000	Saps and extracts of hops,whether or not modified	156	19 622	5 922	740 888
1302193000	Other medicinal extracts derived fromvegetable products, whethe	17 617	247 919	1 127 992	15 856 735
1302194000	Vegetable saps& extracts of pyrethrum/ ofthe root of plants contain	0	99	0	1 572
1302199000	Other vegetable saps and extracts	71 825	605 080	1 263 354	10 586 853
1302200000	Pectic substances, pectinates & pectates	13 976	302 981	228 636	2 917 560
1302310000	Agar-agar	14 875	133 246	50 666	707 069
1302320000	Mucilages& thickeners, whether/ not modif,derived from locust be:	135 799	2 949 077	826 989	11 551 129
1302391010	Carageenan in powder form	10 794	338 766	168 550	4 260 538
1302391090	Carageenan not in powder form	0	13 600	0	252 552
1302399000	Oth mucilages & thickeners, whether/ notmodified,derived from ve	87 585	1 352 880	661 186	15 866 299
1401100000	Bamboos used primarily for plaiting,cleaned, bleached/ dyed	0	49 680	0	35 811
1401201100	Raw whole rattans used primarily forplaiting, cleaned, bleached/ d:	1	1	9	9
1401201990	Other whole rattans, used primarily forplaiting, cleaned, bleached/	0	1 377	0	26 021
1401900000	Oth vegetable material used for plaiting,oth than bamboos&rattar	438	438	4 890	4 890
1404902090	Oth vegetable products of a kind usedin tanning/ dyeing, oth than l	15 000	67 187	33 000	137 019
1404909000	Oth vegetable prodcts not used primarilyin tanning/ dyeing, nes	87 845	397 349	108 726	493 586
1501100000	Lard oth than heading 02.09 or 15.03.	0	3	0	11 956

I.3. IM POR M ENURUT KOM ODITI / IM PORT BY HS COM M ODITY
***** OKTOBER / OKTOBER 2014 *****

H S	Uraian Komoditi Commodity Description	Berat Bersih / Net Weight (Kg)		Nilai / Value C.I.F (US\$)	
		Bulan ini Current Month	Kumulatif Cum.Jan. to date	Bulan ini Current Month	Kumulatif Cum.Jan. to date
1504109000	Oth than solid fractsof fish-liver oilswhet/not refined,not chemica	235 866	2 437 688	335 408	3 595 775
1504201000	Solid fraction of fats&oil fish oth thanliver oils, not chemically moc	33 893	603 689	279 098	5 346 804
1504209000	Oth than solid fract of fats&oils fishoth than liver oils,not chemical	633 926	4 847 448	844 779	7 178 899
1504309000	Oth solid fraction of fats & oils ofmarine mammals,not chemically	0	9	0	97
1505001000	Lanolin	0	60 913	0	700 246
1505009000	Wool grease & fatty substance derivedtherefrom, oth than lanolin	600	22 853	4 575	113 474
1506000000	Oth animal fats&oils&their fractions wht/not refined, not chemica	45 240	186 049	54 389	251 038
1507100000	Crude oil of soya bean, whether/ notrefined, whether/ not degumr	0	3 297	0	31 287
1507901000	Fraction of unrefined soya-bean oil,not chemically modified	719 012	4 026 980	858 101	5 066 682
1507909000	Fraction of refined soya-bean oil,not chemically modified	1 411 336	16 345 114	1 714 897	19 448 279
1508100000	Crude oil of ground-nut, whether/notrefined, not chemically modi	0	1 351	0	5 630
1508901000	Fraction of unrefined ground-nut oil,whet/ not refined,not chemica	669	669	1 906	1 906
1508909000	Fraction of refined ground-nut oil, whet/ not refined,not chemical	4	48	319	2 077
1509101000	Virgin olive oil,packing of net weight _30 kg, not chemically modifi	138 940	888 959	534 652	3 720 164
1509109000	Virgin olive oil,packing of net weight>30 kg,not chemically modifie	15 364	412 398	65 026	2 422 472
1509901100	Fraction of unrefined olive oil,packingof net weight _30 kg	0	4 866	0	22 230
1509901900	Fraction of unrefined olive oil,packingof net weight >30 kg	0	16 130	0	32 193
1509909100	Fraction of refined olive oil,in packingof net weight _30 kg	0	16 923	0	108 884
1509909900	Fraction of refined olive oil,in packingof net weight >30 kg	9 938	128 907	45 514	688 166
1510001000	Crude oil,obtained solely from olives,whether/ not refined,not che	1 224	1 224	3 484	3 484
1510002000	Fractions of unrefined oil, solely fromolives,whet/ not refined,not c	0	307	0	2 047
1510009000	Fractions of refined oil, solely fromolives,whet/ not refined,not che	40 005	152 001	102 286	423 986
1511901100	Solid fractions of unrefined palm oil,not chemically modified	0	558	0	323
1511909190	Solid fractions of refined palm oil,packing of a net weight>20kg	8 930	54 580	12 904	79 259
1511909200	Unsolid fractions of refined palm oil,packing net weight _20kg	5 320	218 656	8 126	256 382
1511909900	Unsolid fractions of refined palm oil,packing net weight>20kg	0	1 283	0	10 213
1512191000	Fractions of unrefined sunflower-seed/ safflower oil	7 922	112 388	28 235	296 983
1512199000	Fractions of refined sunflower-seed/ safflower oil	436 542	4 242 853	700 120	6 201 925
1512299000	Fractions of refined cotton seed oil	0	708	0	2 270
1513191000	Fractions of unrefined coconut oil, notchemically modified	0	1 440	0	5 976
1513199000	Fractions of refined coconut oil, notchemically modified	16 496	131 741	45 852	381 967
1513291400	Unsolid fractions of unrefined babassuoil	0	7	0	185
1513299500	Palm kernel oil, RBD	0	1	0	5
1514199000	Fraction of refined low erucic acidrape/ colza oil	378 750	3 744 549	492 646	4 997 856
1514911000	Crude oil of not low erucic acid otherrape/ colza	0	369	0	13 054
1514919000	Crude oil of mustard	0	1	0	429
1514999100	Fractions of refined oth rape/ colza oil	85 560	1 021 291	108 125	1 343 046
1514999900	Fractions of refined mustard oil	15 200	65 600	25 450	124 114
1515190000	Fractions of linseed oil, whether/ notrefined, not chemically modifi	184 050	2 532 811	298 679	3 592 894
1515210000	Crude oil of maize (corn)	6 223	31 247	10 342	57 453
1515291900	Unsolid fraction of unrefined maize(corn) oil	563	9 210	1 605	65 812
1515299100	Solid fraction of refined maize (corn)oil	15 360	183 936	23 501	282 192
1515299900	Unsolid fraction of refined maize (corn)oil	118 749	1 444 236	186 832	2 227 982
1515301000	Crude oil of castor	17 600	75 806	48 480	272 800
1515309000	Fractions of castor oil, whether/ notrefined, not chemically modifie	18 889	1 165 000	46 800	2 012 111
1515501000	Crude oil of sesame	0	1 191	0	7 281
1515502000	Fraction of unrefined sesame oil, not chemically modified	0	1 566	0	13 159
1515509000	Fraction of refined sesame oil, not chemically modified	48 900	354 265	339 813	2 254 736
1515901100	Crude oil of tengkawang	115	737	1 134	7 675
1515901200	Fractions of unrefined tengkawang oil,not chemically modified	0	25	0	1 129
1515902100	Crude oil of tung	15 200	121 600	44 688	350 056
1515902900	Fractions of refined tung oil, notchemically modified	0	19 546	0	67 267
1515903100	Crude jojoba oil	0	4 731	0	102 924
1515903900	Fractions of refined jojoba oil, notchemically modified	19	43	954	2 598
1515909100	Crude oil of other fixed vegetable oils	20 140	81 300	15 709	73 364
1515909200	Fractions of unrefined other fixedvegetable oils	0	200 000	0	752 000
1515909900	Fractions of refined other fixedvegetable oils, oth fixed vegetable l	34 774	221 248	215 926	1 265 151
1516101000	Animal fats & oils & their fractions,inpacking net weight _10 kg	0	15 579	0	32 197
1516109000	Animal fats & oils & their fractions,inpacking net weight<10 kg	0	30 000	0	78 000
1516201100	Re-esterified fats & oils of soya bean & its fraction	36 000	276 019	142 470	977 953
1516201200	Re-esterified fats & oils of crude palmoil and its fraction	269 180	2 874 344	485 620	4 730 704
1516201300	Re-esterified fats&oils of palm oil,oththan crude and its fraction	86 510	748 096	99 386	1 004 188
1516201400	Re-esterified fats & oils of coconut and its fraction	0	332	0	1 518
1516201500	Re-esterified fats & oils of palm kernel & its fraction,crude	0	84	0	184

I.3. IM POR M ENURUT KOM ODITI / IM PORT BY HS COM M ODITY

*** OKTOBER / OKTOBER 2014 ***

H S	Uraian Komoditi Commodity Description	Berat Bersih / Net Weight (Kg)		Nilai / Value C.I.F (US\$)	
		Bulan ini Current Month	Kumulatif Cum.Jan. to date	Bulan ini Current Month	Kumulatif Cum.Jan. to date
1516201600	Re-esterified fats & oils of palm kernel & its fraction,RBD	0	120	0	1 807
1516201800	Re-esterified fats & oils of linseed & its fraction	1 424	15 161	20 238	172 089
1516201900	Re-esterified fats&oils of oth vegetable fat&oils, and its fraction	6 524	114 271	48 973	372 428
1516202110	Hydrogenated fats in flakes of palm oil	7 000	129 293	13 300	237 095
1516202150	Hydrogenated fats in flakes of palmkernel olein	99 270	3 205 380	121 904	4 459 697
1516202190	Hydrogenated fats in flakes of ground-nut, soya beans	1 500	6 746	8 879	55 300
1516202300	Hydrogenated fats in flakes of olives	13	970	168	9 525
1516202900	Hydrogenated fats in flakes of othervegetable fats & oils	314 301	3 282 923	489 579	5 413 407
1516205200	Palm stearin, w/ iodine value _ 48, RBD	5 200	297 327	18 211	470 621
1516205900	Oth palm stearin with iodine value _ 48	0	2 264	0	27 829
1516209300	Other fat & oils of olives and theirfractions	8 571	38 151	69 551	345 048
1516209400	Other fat & oils of soya beansand their fractions	0	199	0	1 136
1516209500	Hydrogenated castor oil (opal wax)	2 405	32 536	10 126	83 952
1516209600	Refined, bleached and deodorised (RBD)palm kernel stearin only	800	69 851	3 569	168 120
1516209700	Hydrogenated & RBD palm kernel stearinor olein	79 750	279 020	88 130	401 961
1516209800	Oth fat & oils of ground-nuts, palm oilor coconuts and their fractio	43 000	202 173	86 451	480 582
1516209900	Oth vegetable fats and oils and theirfractions	329 553	4 075 951	717 621	6 794 904
1517100000	Margarine,excl. liquid margarine	175 810	1 666 652	306 174	3 068 938
1517901000	Imitation ghee	25 600	73 602	540 601	1 667 740
1517902000	Liquid margarine	28 900	218 585	69 120	776 684
1517903000	Margarine of a kind use as mouldrelease preparations	0	62	0	769
1517904300	Shortening	61 723	400 691	144 407	809 234
1517904400	Imitation lard	0	1	0	1
1517905000	Solid mixtures or prep of vegetable fats or oils or of their fractions	94 881	545 295	159 930	858 674
1517906200	Liquid mixtures or prep of crude palmoil predominates	230 400	2 676 814	537 624	5 441 174
1517906400	Liquid mixtures or prep of oth palm oilpredominates,packng net w	0	22 860	0	88 011
1517906700	Liquid mixtures or prep of soya-beanoil predominates	4 570	27 315	10 875	67 753
1517906900	Liquid mixtures or prep of oth vegetablefats/oil predominates	40 382	384 561	30 601	839 826
1517909000	Oth edible mixtures or prep of animal or vegetable fats or oils	468 558	4 587 576	1 417 384	15 774 555
1518001200	Animal fats&oils,boiled,dehydrated,oxidasad,sulphurisd,blown,poly	5 000	75 829	21 900	187 965
1518001400	Ground-nut,soya-bean, palm/ coconut oilboiled,dehydrated,oxidad	268 800	1 850 319	460 983	3 219 290
1518001500	Linseed oil&its fract,boiled, oxidised,dehydrated,sulphurised,blow	0	2 794	0	3 308
1518001600	Olive oil&its fract, boiled, oxidised,dehydrated,sulphurised,blown,	20 505	69 142	12 211	97 839
1518001900	Oth vegetbl fat&oils&their fract,boiled,dehydrate,sulphurise,blow	60 489	781 786	101 480	1 611 095
1518002000	Inedible mixtures/ preparation of animalfats/oils or of different fat	240 953	2 064 963	301 567	2 668 666
1518003100	Inedible mixtures/preparations of oilpalm fruit/palm kernels fats/c	0	1 552	0	591
1518003500	Inedible mixtures/preparations of ground-nuts fats/oils/ of differer	0	128 000	0	174 800
1518003600	Inedible mixtures/ preparations of soya-beans/ coconuts fats/ oils/c	508 060	3 490 980	565 961	4 233 463
1518003700	Inedible mixtures/preparations of cotton seeds fats/ oils/ of differ f	0	2 040	0	7 548
1518003900	Inedible mixtures/preparations of othervegetable fats/oils/ of diffe	33 917	886 140	168 503	2 670 606
1518006000	Inedible mixture/ preparations of animal/vegetable fats/oils/ of the	3 447	30 777	14 668	150 192
1520001000	Crude glycerol	0	27 112	0	129 824
1520009000	Glycerol waters & glycerol lyes	1 719	14 978	4 465	52 705
1521100000	Vegetable waxes(oth.than triglycerides)whether or not refined or	9 720	264 826	77 795	1 572 099
1521901000	Beeswax & oth insect waxes,whether/ notrefined or colored	1 500	4 000	7 900	17 876
1522009000	Residues resulting from the treatment offatty substan or animal/v	0	18 356	0	13 771
1601001000	Sausags& smilar prdct of meat,meat offal/blood,prepare of it,in air	137 296	1 278 379	285 896	2 758 553
1601009000	Sausags& smilar prdct of meat,meat offal/blood, not in airtight con	62 592	656 693	154 461	1 688 107
1602101000	Homogenised preparation of meat, offal/ blood cont pork,in airtigh	0	17 197	0	16 515
1602109000	Homogenised preparation of meat, offal/ blood,not cont pork,not i	0	10 896	0	13 500
1602329000	Oth prepared/preserved meat, offal/bloodof fowls of species gallu	5 837	25 372	9 307	57 160
1602390000	Oth prepared/preserved meat,offal/ bloodof oth poultry of head 0	17 800	933 386	38 658	1 862 622
1602411000	Hams & cuts thereof of swine,in airtight containers	4 759	57 328	5 800	70 912
1602421000	Shoulders & cuts thereof of swine, inairtight containers	4 923	25 059	6 000	31 000
1602429000	Shoulders & cuts thereof of swine,not in airtight containers	0	28 529	0	35 424
1602491100	Luncheon meat of swine, in airtightcontainers	48 411	211 283	53 804	412 223
1602491900	Luncheon meat of swine, not in airtightcontainers	7 068	10 409	18 225	24 970
1602499900	Oth prepared meat,meat offal/ blood ofswine,not in airtight contai	1 650	69 082	3 241	192 810
1602500000	Oth prepared/preserved meat, offal/ blood of bovine animals	200 823	1 774 301	993 940	8 911 468
1603001000	Extracts & juices of chicken, w/ herbs	8 872	81 868	40 520	373 036
1603009000	Extracts&juices of oth meat,fish/ crusta,molluscs/ aquatic invertebr	20 150	110 615	163 238	561 039
1604111000	Salmon, whole/ in pieces, not in minced,in airtight containers	0	9 439	0	49 413
1604131100	Sardines, whole/ in pieces,not in minced,in airtight containers	5 436	129 027	21 420	489 143
1604139100	Sardinella&brisling/ sprats,whole/ in piec ,not in minced,in airtight c	33 650	674 645	41 751	764 876

I.3. IM POR M ENURUT KOM ODITI / IM PORT BY HS COM M ODITY

*** OKTOBER / OKTOBER 2014 ***

H S	Uraian Komoditi Commodity Description	Berat Bersih / Net Weight (Kg)		Nilai / Value C.I.F (US\$)	
		Bulan ini Current Month	Kumulatif Cum.Jan. to date	Bulan ini Current Month	Kumulatif Cum.Jan. to date
1604139900	Sardinella&brisling/sprats,whole/ in piec ,not in minced,not in airtigh	0	14 967	0	32 915
1604141100	Tunas,whole/ in pieces, not in minced,in airtight container	30 192	202 782	135 885	952 417
1604149000	Tunas,skipjack,bonito,whole/ in pieces,not in minced,not in airtigh	100 000	829 001	465 000	3 913 876
1604151000	Mackerel, whole/ in pieces,not in minced, in airtight containers	24 092	284 838	94 931	1 019 266
1604159000	Mackerel, whole/ in pieces,not in minced, not in airtight containers	35 945	824 747	45 629	871 538
1604171000	Eel,whole/ in pieces,not in minced, in airtight containers	0	4 823	0	3 661
1604179000	Eel,whole/ in pieces,not in minced, not in airtight containers	0	8 500	0	243 925
1604192000	Horse mackerel,whole/ in pieces,not in minced, in airtight containe	0	954	0	724
1604193000	Oth fish,whole/ in pieces, not in minced, in airtight containers	0	6 276	0	16 981
1604199000	Oth fish,whole/ in pieces, not in minced, not in airtight containers	839	6 316	462	17 742
1604201900	Sharks fins, ready for immediate consumption,not in airtight contai	5 000	5 000	15 800	15 800
1604202100	Fish sausages,in airtight containers	0	1 460	0	5 986
1604202900	Fish sausages,not in airtight containers	2 144	63 930	1 726	64 067
1604209310	Fish & shrimp ball, frozen, boiled orsteamed	163 689	1 389 344	355 192	3 020 554
1604209390	Oth frozen minced fish, boiled/ steamed	129 920	1 005 918	388 151	2 807 886
1604209900	Other prepared/ preserved fish, not in airtight containers	104 309	1 021 487	336 110	3 320 636
1604320000	Caviar substitutes prepared from fish egg	616	17 008	542	36 488
1605101000	Crabs,prepared,in airtight containers	0	17 001	0	198 009
1605109000	Crabs,prepared,not in airtight container	26 284	263 187	111 113	684 700
1605211000	Shrimps paste,not in airtight containers	1 010	21 040	18 757	406 985
1605219020	Shrimp breaded,not in airtight container	0	16 204	0	37 808
1605219090	Other prepared shrimps&prawns, not in airtight containers	21 051	56 942	81 021	359 035
1605291000	Shrimps paste, in airtight containers	10 188	23 229	88 715	216 045
1605299090	Other prepared shrimps&prawn,in airtightcontainers	0	8 632	0	22 270
1605400000	Oth crustaceans, prepared/ preserved	0	7 347	0	10 763
1605520000	Scallops,incl queen scallops, prepared/ preserved	1 311	10 522	993	10 962
1605540000	Cuttle fish & squid, prepared/ preserved	439	4 447	351	17 870
1605550000	Octopus, prepared/ preserved	8 493	45 734	6 133	37 787
1605560000	Clams, cockles & arkshells, prepared/ preserved	0	65 845	0	226 602
1605620000	Sea urchins, prepared/ preserved	54	181	44	145
1605630000	Jellyfish, prepared/ preserved	1 879	5 463	1 357	5 816
1605690000	Oth aquatic invertebrates, prepared/ preserved	27 870	134 002	40 209	261 630
1701120000	Beet sugar,raw ,not added flavour/ colour	0	8	0	7 267
1701130000	Cane sugar,raw, not added flavour/ colour	0	52 000 000	0	21 454 680
1701140000	Oth cane sugar, raw, not added flavour/ colour	144 500 000	2 588 429 190	63 135 987	1 156 786 557
1701910000	Oth raw sugar,added flavour/ colour	0	21 600 000	0	10 942 800
1701991100	Refined sugar,white	3 870 144	51 817 385	2 011 797	28 127 914
1701999000	Chemically pure sucrose, in solid form	0	10 377 190	0	5 287 164
1702110000	Lactose & lactose syrup,lactose_99%, asanhydrous lactose,calculat	1 570 998	17 230 490	2 597 783	28 625 414
1702190000	Lactose & lactose syrup,lactose<99%	458 531	3 013 709	607 655	5 066 475
1702200000	Maple sugar & maple syrup	2 280	19 340	4 675	43 394
1702301000	Glucose,no fructose or in dry state w/ fructose<20%	2 005 440	32 395 834	1 626 242	23 368 152
1702302000	Glucose syrup,no fructose / in dry state w/ fructose<20%	3 032 336	34 003 859	1 932 497	20 063 867
1702400000	Glucose & glucose syrup, containing 20%_fructose< 50%,excl inver	73	1 083 508	6 325	852 184
1702500000	Chemically pure fructose	558 105	8 105 894	752 032	8 822 373
1702601000	Fructose,in dry state w/ fructose>50%excl invert sugar	27 984	690 229	52 357	1 014 222
1702602000	Fructose syrup,in dry state w/ fructose>50%, excl invert sugar	7 586 289	60 588 148	3 412 391	28 167 086
1702901100	Chemically pure maltose,in dry state w/ fructose 50%	534 004	8 353 009	332 468	5 003 437
1702901900	Maltose syrup,in dry state w/ fructose50%	663 552	13 292 076	419 689	7 969 210
1702902000	Artificial honey,whether/ not mixed withnatural honey,in dry w/ fr	44 833	290 400	144 839	1 044 129
1702903000	Flavoured/ colourd sugars (excl maltose),fructose 50%	0	8 813	0	34 295
1702904000	Caramel,fructose 50%	409 475	4 467 616	571 006	5 850 233
1702909100	Syrup of sugar, in dry state w/ fructose50%	62 144	242 997	86 255	388 479
1702909900	Other sugar,incl invert sugar and sugarsyrup blends, in dry w/ fruci	1 001 149	9 673 778	1 012 699	11 228 501
1703101000	Cane molases,added flavour/ colour matter	0	11	0	474
1703109000	Cane molases,not added flavour/ colour	0	2	0	36
1703901000	Oth molasses result from extract/ refineof sugar,add flavour/ colou	0	8 302	0	97 004
1703909000	Oth molasses result from extract/ refineof sugar,not add flavour/ cc	550	65 511 363	47 773	17 389 983
1704100000	Chewing gum,whether/ not sugar-coated	46 396	377 465	34 384	1 243 112
1704901000	Medicated pastilles & drops	75 700	1 049 267	811 988	6 503 933
1704902000	White chocolate, not containing cocoa	21 150	167 383	117 708	941 638
1704909100	Oth sugar confectionery,not cont.cocoa,soft,cont gelatin	473 971	4 085 875	1 807 419	15 122 262
1704909900	Oth sugar confectionery,not cont.cocoa,oth soft,cont gelatin	558 152	5 584 797	1 453 376	16 664 096
1801000000	Cocoa beans,whole/broken,raw/ roasted	11 409 618	80 546 214	38 360 308	245 939 184

I.3. IM POR M ENURUT KOM ODITI / IM PORT BY HS COM M ODITY

*** OKTOBER / OKTOBER 2014 ***

H S	Uraian Komoditi Commodity Description	Berat Bersih / Net Weight (Kg)		Nilai / Value C.I.F (US\$)	
		Bulan ini Current Month	Kumulatif Cum.Jan. to date	Bulan ini Current Month	Kumulatif Cum.Jan. to date
1803100000	Cocoa paste,not defatted	32 367	295 010	142 011	1 303 374
1803200000	Cocoa paste,wholly/partly defatted	0	964 300	0	2 271 415
1804000000	Cocoa butter,fat & oil	40 935	1 361 742	312 821	9 882 079
1805000000	Cocoa powder,not containing add sugar or other sweetening matt	911 199	10 154 109	3 055 133	33 399 439
1806100000	Cocoa powder,containing add sugar or oth sweetening matter	92 549	1 037 736	403 448	2 887 237
1806201000	Chocolate confectionary in blocks, slab/ bars,weight>2kg	300 369	3 664 403	1 062 500	15 229 999
1806209000	Other chocolate, liquid,paste,granular/ oth bulk form ,packing>2kg	72 261	639 897	216 929	1 814 699
1806311000	Filled chocolate confectionary in blocks,slabs,bars,weight_2kg	68 711	661 504	518 388	4 813 751
1806319000	Other chocolate,in blocks,slabs,bars,filled,weight_2kg	7 382	180 206	100 484	1 121 418
1806321000	Chocolate confectionary in blocks,slabsbars,not filled,weight_2kg	52 333	893 997	367 643	5 066 552
1806329000	Other chocolate,in blocks,slabs,bars,not filled,weight_2kg	7 940	872 898	42 914	591 893
1806901000	Chocolate confectionary in tablets orpastilles	74 557	747 984	392 347	3 746 090
1806903000	Food preparations of flour,meal,starch,malt extract, cont 40%_coc	0	37	0	1 215
1806909000	Oth chocolate and food preparation contcocoa	591 078	4 574 518	3 175 480	26 887 755
1901101000	Preparations for infant use of maltextract, for retail sale	1 566	55 343	5 952	150 852
1901102000	Preparations for infant use of goods ofhead 04.01-04.04, for retail	146 355	1 669 566	1 557 118	17 650 400
1901103000	Preparations for infant use of soya bean powder, for retail sale	421 555	3 308 864	1 106 787	9 486 934
1901109100	Medical foods, preparations for infantuse, for retail sale	0	8 698	0	309 072
1901109900	Oth preparations for infant use,w/ cocoa<40%, for retail sale	138 157	864 396	612 647	3 941 752
1901201000	Mixes & doughs of flour, groats, meal,starch/ malt extract, not con	127 052	618 566	302 709	1 733 097
1901202000	Mixes & doughs of flour, groats, meal,starch/ malt extract, contain	0	9 597	0	16 542
1901203000	Oth mixes and doughs for prep. ofbakers wares, not containing co	188 313	1 184 708	469 259	2 926 430
1901204000	Oth mixes and doughs for prep. ofbakers wares, containing cocoa	0	46 103	0	128 138
1901901900	Oth than medical foods for infantnot put up for retail sale	192 000	1 179 400	822 372	5 310 818
1901902000	Malt extract	1 257 496	11 969 236	2 357 608	22 873 881
1901903100	Filled milk, of goods of heading04.01 to 04.04	454 877	1 550 785	2 201 386	7 807 062
1901903200	Oth than filled milk, containing cocoapowder of goods of head. 04	329 867	2 692 007	2 311 488	18 811 642
1901903900	Oth of goods of heading 04.01 to 04.04	673 274	10 277 206	4 195 059	67 026 240
1901904100	Oth soya based preparation, in powderform	2 050	130 631	1 669	375 808
1901904900	Oth soya based preparations, in otherform	2 460	64 225	3 891	98 884
1901909100	Oth soya based preparation Medical foods	243	1 771	5 584	30 168
1901909910	Kerupuk of shrimps	0	48 729	0	128 111
1901909990	Oth than kerupuk of shrimps	519 985	5 736 590	1 807 548	20 850 925
1902110000	Uncooked pasta, not stuffed/ otherwiseprepared, containing eggs	44 512	494 448	43 561	664 753
1902192000	Uncooked pasta,not stuffed/ otw prep.notcont.eggs,rice vermicelli	42 508	245 959	33 782	292 525
1902193000	Uncooked pasta,not stuffed/ otw prep.notcont. eggs, transparent v	41 432	488 531	66 080	631 025
1902194000	Uncooked pasta, not stuffed/ otherwiseprepared, not containing e	3 285	35 984	15 121	118 996
1902199000	Uncooked pasta, not stuffed/ otherwiseprepared, not containing e	170 375	1 667 164	205 430	2 584 276
1902201000	Stuffed pasta with meat or meat offal,whether or not cooked or oi	0	137 090	0	488 296
1902209000	Stuffed pasta w/ o meat/ meat offal,fish,crustac/ mollsc,wthr/ not cc	0	1 716	0	11 083
1902302000	Oth pasta, instant rice vermicelli	2 496	20 994	12 139	70 720
1902303000	Oth pasta, transparant vermicelli	699 241	3 765 755	737 572	4 106 199
1902304000	Oth pasta, oth instant noodles	190 805	1 301 884	655 000	4 270 701
1902309000	Oth pasta,not instant rice vermicelli,transp vermicelli,oth instant n	70 906	663 278	116 016	1 096 369
1902400000	Couscous	2 800	20 804	4 621	38 366
1903000000	Tapioca&substitutes thf prep fr starch,in flake,grain,pearl,sifting/ s	0	57 052	0	72 949
1904101000	Prep food obtain by the swell/ roastingof cereals/ cereal products, c	248 480	3 560 376	702 615	10 501 453
1904109000	Prep food obtain by the swell/ roastingof cereal/ cereal product,not	140 941	1 689 887	512 732	5 955 888
1904201000	Prepared foods obtained from unroastedcereal flakes	0	22 568	0	57 302
1904209000	Prep food obtain fr mixture f unroastedcereal flake and roast cer f	6 015	95 042	24 174	265 117
1904901000	Rice preparations, includingpre-cooked rice	21 748	141 722	70 475	461 003
1904909000	Oth prepared foods obtainedof cereals or cereal products	38 067	329 183	88 512	1 097 633
1905100000	Crispbread	4	136 683	76	330 692
1905200000	Gingerbread and the like	0	33	0	870
1905311000	Sweet biscuits not containing cocoa	273 539	2 750 868	1 087 214	9 195 685
1905312000	Sweet biscuits containing cocoa	171 760	1 258 127	1 173 561	7 541 947
1905320000	Waffles and wafers	136 637	2 604 125	537 546	10 192 028
1905401010	Rusk,toastd bread & sim toasted product,bread crumb nosugar,ho	253 814	2 129 111	357 639	2 923 470
1905401090	Rusk,toastd bread & sim toasted product,not bread crumb nosuga	0	194	0	456
1905409000	Rusk,toastd bread & sim toasted product,bread crumb w/ sugar,hc	18 889	229 512	93 386	1 234 834
1905901000	Unsweetened teething biscuits	0	200	0	1 944
1905902000	Other unsweetened biscuits	3 536	54 208	11 405	241 901
1905903000	Cakes	54 716	702 668	150 506	2 282 076
1905904000	Pastries	0	70 652	0	325 293

I.3. IM POR M ENURUT KOM ODITI / IM PORT BY HS COM M ODITY

*** OKTOBER / OKTOBER 2014 ***

H S	Uraian Komoditi Commodity Description	Berat Bersih / Net Weight (Kg)		Nilai / Value C.I.F (US\$)	
		Bulan ini Current Month	Kumulatif Cum.Jan. to date	Bulan ini Current Month	Kumulatif Cum.Jan. to date
1905906000	Empty cachets and similar products of a kind suitable for pharmaceuticals	1	1	9	9
1905907000	Communion wafers, sealing wafers, rice paper and similar products	0	451	0	5 548
1905908000	Other crisp savoury food products	171 378	1 887 965	854 935	9 866 929
1905909000	Other baker wares	475 248	3 889 636	1 245 372	8 784 047
2001100000	Cucumbers and gherkins, prepared or preserved by vinegar or acetic acid	424	30 906	1 065	65 642
2001901000	Onions, prepared/ preserved by vinegar or acetic acid	0	18 840	0	45 418
2001909000	Other vegetable, fruit, nuts, edible part of plant prep/ preserved by vinegar/ acetic acid	16 233	211 189	21 798	447 139
2002101000	Tomatoe, cooked other than by steam/boiling in water not prep/ preserved	17 839	329 023	16 210	321 905
2002109000	Tomatoe, not cooked other than by steam/boiling in water not prep/ preserved	0	148 212	0	67 818
2002901000	Tomato paste, not prepared or preserved by vinegar or acetic acid	180 681	7 848 544	201 611	8 480 005
2002902000	Other tomato powder, prepared/ preserved otherwise than by vinegar/ acetic acid	1 237	2 693	3 742	10 621
2002909000	Other tomatoes, prepared/ preserved otherwise than by vinegar/ acetic acid	25 556	212 277	36 358	350 792
2003100000	Mushrooms of the genus agaricus, not prep/ preserved by vinegar/ acetic acid	234 702	1 732 989	213 788	1 737 946
2003901000	Truffles, not prepared/ preserved by vinegar or acetic acid	239	5 829	41 087	176 023
2003909000	Other mushrooms, not prepared/ preserved by vinegar or acetic acid	5 705	132 866	7 354	154 112
2004100000	Potatoes, frozen, not prep/ preserved by vinegar or acetic acid	2 957 743	25 062 791	3 495 961	29 259 887
2004909000	Other vegetables & mixtures of vegetables, frozen, prep/ preserved by vinegar/ acetic acid	23 147	192 910	31 580	289 813
2005109000	Homogenised vegetable not in airtight container not frozen, not prep/ preserved by vinegar/ acetic acid	4 630	37 661	1 899	18 120
2005201900	Potato chip & stick not in airtight container not frozen, not prep/ preserved by vinegar/ acetic acid	0	1 961	0	6 403
2005209100	Other potatoes in airtight containers, not frozen, not prep/ preserved by vinegar/ acetic acid	14 783	121 129	39 900	325 998
2005209900	Other potatoe, not in airtight containers not frozen, not prep/ preserved by vinegar/ acetic acid	0	29 099	0	193 323
2005400000	Peas (pisum sativum), not frozen, not prep/ preserved by vinegar/ acetic acid	17 627	1 174 326	5 894	672 265
2005510000	Beans, shelled, not frozen, not prepared or preserved by vinegar or acetic acid	12 501	396 405	19 892	560 008
2005591000	Other bean in airtight container, not frozen not prep/ preserved by vinegar/ acetic acid	11 850	21 808	9 195	16 571
2005599000	Other bean not in airtight container, not frozen not prep/ preserved by vinegar/ acetic acid	23 160	159 063	30 989	259 120
2005600000	Asparagus, not frozen, not prepared or preserved by vinegar or acetic acid	47 385	527 076	52 612	500 974
2005700000	Olives, not frozen, not prepared or preserved by vinegar or acetic acid	1 962	21 709	6 240	87 439
2005800000	Sweet corn-zea mays var. saccharata, not frozen, not prep by vinegar/ acetic acid	186 895	1 141 671	140 840	948 719
2005910000	Bamboo shoots, not frozen, not prepared by vinegar/ acetic acid	16 692	104 480	12 482	77 812
2005991000	Other vegetable & mixture of vegetable in airtight container, not frozen, not prep/ preserved by vinegar/ acetic acid	0	111 400	0	2 713 640
2005999000	Other vegetable & mixture of vegetable not in airtight container, not frozen, not prep/ preserved by vinegar/ acetic acid	110 367	1 330 839	282 398	3 540 359
2006000000	Vegetables, fruit, nuts, fruit-peel & other parts of plants, preserved by vinegar/ acetic acid	20 719	199 922	24 430	292 185
2007100000	Jams, fruit jellies, marmalades, fruit/ nut, homogenised preparation	31 244	464 615	68 217	1 082 494
2007910000	Citrus fruit	3 719	20 539	15 374	73 439
2007991000	Fruit pastes other than of mango, pineapples or strawberries	236 040	4 669 644	329 523	3 857 038
2007999000	Fruit pastes of mango, pineapples or strawberries	320 535	4 120 062	569 022	6 728 202
2008111000	Roasted ground nuts, otherwise prepared/ preserved	65 131	439 590	147 183	1 154 128
2008112000	Peanut butter, otherwise prepared/ preserved	46 242	299 935	215 963	1 401 417
2008119000	Other ground nuts, otherwise prepared/ preserved	5 702	203 219	5 366	348 287
2008191000	Cashew, incl. mixtures, otherwise prepared or preserved	1 352	57 163	8 321	479 285
2008199000	Other nuts and seeds, otherwise prepared or preserved	469 230	3 379 711	855 742	5 607 878
2008200000	Pineapples, otherwise prepared/ preserved	0	35 772	0	48 949
2008301000	Citrus fruit, added sugar/ other sweetening matter or spirit, other preparation	216 000	1 293 543	211 800	1 331 977
2008309000	Citrus fruit, no sugar/ other sweetening matter or spirit, other preparation	176 913	5 736 118	197 071	5 584 404
2008401000	Pears, added sugar/ other sweetening matter or spirit, other preparation	0	28 177	0	51 202
2008501000	Apricots, containing added sugar/ other sweetening matter/ spirit other preparation	0	3 520	0	6 520
2008601000	Cherries, containing added sugar/ other sweetening matter/ spirit other preparation	604	402 785	2 062	1 096 098
2008701000	Peaches, containing added sugar/ other sweetening matter/ spirit other preparation	17 820	176 233	31 050	271 801
2008709000	Peaches, no sugar/ other sweetening matter/ spirit other preparation/ preserved	5 003	14 836	13 402	44 132
2008801000	Strawberry, containing added sugar/ other sweetening matter/ spirit other preparation	1 319	7 934	4 504	31 570
2008930000	Cranberries, otherwise prep/ preserved, whether or not containing added sugar/ other sweetening matter	510	510	2 041	2 041
2008971000	Mixture of stem, root & other edible part of plant not incl fruit/ nut, other preparation	0	22 539	0	38 979
2008972000	Mixture of stem, root & other edible part of plant not incl fruit/ nut, other preparation/ preserved	33 179	309 848	41 918	454 334
2008979000	Other mixtures otherwise prep./ preserved	32 884	79 263	54 675	169 856
2008991000	Lychees, otherwise prepared or preserved	314 178	1 562 104	332 780	1 327 418
2008992000	Longans, otherwise prepared or preserved	17 816	102 543	36 920	202 912
2008993000	Stem, root & other edible part of plant not incl fruit or nuts, other preparation	77 664	442 630	113 134	748 679
2008994000	Otherwise prepared or preserved, added sugar/ sweetening matter other preparation	38 733	237 959	55 743	994 631
2008999000	Otherwise prepared or preserved, not added sugar/ sweetening matter other preparation	4 887	271 111	6 428	473 454
2009110000	Orange juice, frozen	720 510	5 743 186	1 201 331	11 018 812
2009120000	Orange juice, not frozen, of a brix value not exceeding 20	665 672	2 675 096	658 837	2 711 002
2009190000	Other orange juice	23 785	151 158	83 153	516 030
2009210000	Grapefruit (including pomelo) juice, of a brix value not exceeding 20	0	39 122	0	34 413
2009290000	Other grapefruit juice	0	131 773	0	737 657

I.3. IM POR M ENURUT KOM ODITI / IM PORT BY HS COM M ODITY
***** OKTOBER / OKTOBER 2014 *****

H S	Uraian Komoditi Commodity Description	Berat Bersih / Net Weight (Kg)		Nilai / Value C.I.F (US\$)	
		Bulan ini Current Month	Kumulatif Cum.Jan. to date	Bulan ini Current Month	Kumulatif Cum.Jan. to date
2009310000	Juice of any other single citrusfruit, of a brix value not exceeding 2	12 369	41 529	24 598	75 517
2009390000	Other juice of any other single citrusfruit	31 380	98 501	227 174	530 211
2009410000	Pineapple juice, of a brix value not exceeding 20	8 334	46 738	10 021	54 545
2009490000	Other pineapple juice	13 086	80 036	21 094	245 441
2009500000	Tomato juice	21 183	211 246	15 742	160 995
2009610000	Grape juice (including grape must), of a brix value not exceeding 20	52 093	930 574	78 028	1 921 573
2009690000	Other grape juice	34 803	350 508	132 784	1 067 054
2009710000	Apple juice, of a brix value not exceeding 20	3 542	148 556	3 646	199 635
2009790000	Other apple juice	33 129	643 955	62 879	1 120 301
2009819000	Cranberry juice not for infant use	21 874	100 909	214 850	620 584
2009891000	Blackcurrant juice	8 000	37 365	44 649	192 663
2009899100	Oth juice of any oth single fruit /vegetables for infant use	0	1 561	0	6 238
2009899900	Oth juice of any oth single fruit /vegetables not for infant use	14 768	593 217	59 277	1 016 735
2009901000	Mixtures of juices for instant use	0	1 175	0	5 028
2009909000	Mixtures of juices not for instant use	211 839	1 022 631	465 059	2 195 268
2101111000	Instant coffee	715 920	8 101 337	4 459 631	51 881 713
2101119000	Extracts, essences and concentrates other than coffee	42 460	308 226	364 392	1 894 385
2101129000	Prep w/ basis extract, essence/ concentrates w/ basis coffee, other than mixture	249 106	3 896 645	1 823 818	27 107 003
2101201000	Tea preparation consisting of a mixture of tea, milk powder and sugar	25 019	163 991	120 872	754 018
2101209000	Other extract, essence, concentrate, of tea or mate & prep. milk powder	153 066	1 558 456	1 320 211	11 977 980
2101300000	Roasted chicory & other roasted coffee substitute, extract, essence & concentrate	93	1 046	1 568	10 609
2102100000	Active yeasts	396 360	2 610 700	1 035 745	6 941 804
2102200000	Inactive yeasts; other single-cell microorganisms, dead	682 570	4 821 712	662 721	5 794 709
2102300000	Prepared baking powders	330 690	3 895 898	767 311	10 935 381
2103100000	Soya sauce	1 442 886	10 632 597	1 284 747	9 435 608
2103200000	Tomato ketchup and other tomato sauces	14 320	540 629	34 230	902 360
2103300000	Mustard flour & meal & prepared mustard	13 439	88 041	43 917	360 769
2103901000	Chilli sauce	2 108	9 150	7 237	54 434
2103903000	Fish sauce	171 011	1 024 050	157 308	959 527
2103904000	Other mixed condiments and mixed seasonings, including belachan	6 923	77 915	14 585	198 824
2103909000	Other sauces and preparations therefor; mustard flour & meal & preparations	1 153 659	10 998 676	3 306 233	31 716 442
2104101100	Soups and broths & preparation therefor containing meat for infant use	0	3	0	71
2104101900	Soups and broths & preparation therefor containing meat not for infant use	24 877	86 414	77 828	283 623
2104109100	Soups and broths & preparation therefor not containing meat for infant use	0	10 000	0	333 001
2104109900	Soups and broths & preparation therefor not containing meat not for infant use	58 527	452 392	139 677	1 504 566
2104201100	Homogenised composite food preparation, containing meat for infant use	0	2 593	0	23 040
2104201900	Homogenised composite food preparation, containing meat not for infant use	44	145	795	4 253
2104209100	Homogenised composite food preparation, not containing meat for infant use	0	8 989	0	79 645
2104209900	Homogenised composite food preparation, not containing meat not for infant use	103	20 969	518	68 419
2105000000	Ice cream and other edible ice, whether or not containing cocoa	353 313	4 022 923	849 997	10 597 413
2106100000	Protein concentrates and textured protein substances	750 559	9 541 365	1 780 627	20 612 035
2106901000	Dried bean curd and bean curd sticks	12 620	94 908	27 967	195 909
2106902000	Flavoured or colored syrups	265 801	1 397 905	540 459	3 569 984
2106903000	Non-dairy creamer	5 572 566	61 641 626	11 304 052	122 873 739
2106904100	Autolysed yeast preparations in powder form	122 349	1 327 655	683 261	11 074 355
2106904900	Autolysed yeast preparations not in powder form	22 516	646 416	146 408	2 209 756
2106905100	Non-alcoholic preparation of raw material for the manufacture of composite	10 432	258 204	102 411	1 768 044
2106905200	Non-alcoholic composite concentrates for simple dilution w/ water	149 638	2 520 903	2 002 645	29 657 631
2106905300	Ginseng based products	0	16 697	0	332 519
2106905900	Other non-alcoholic preparations used for making / manufacturing	576 903	5 519 451	4 651 879	34 074 712
2106907000	Food supplements	622 084	5 950 425	10 009 780	95 813 819
2106908000	Fortificant premixes	132 126	1 238 849	544 119	4 112 799
2106909100	Other mixtures of chemicals/ other substances of a kind used for food	243 075	1 307 228	333 614	1 851 320
2106909200	Ginseng based preparations	20 581	68 711	89 424	590 445
2106909300	Foods preparations for lactase deficient infants	0	150	0	2 238
2106909400	Other food preparations for infant use	96 852	453 162	1 246 103	5 335 316
2106909600	Other medical foods	8 062	85 591	153 305	1 280 741
2106909800	Other flavouring preparations	156 285	1 459 383	866 283	10 450 170
2106909910	Tempeh	0	6	0	4 347
2106909990	Other food preparations not elsewhere specified or included	1 466 965	11 677 150	9 297 617	70 517 342
2201100010	Mineral waters	18 031	2 134 954	44 254	1 547 915
2201100020	Aerated waters	3	4 614	57	8 681
2201909090	Other waters not containing added sugar or other sweetening matter	0	96	0	2 226
2202101000	Sparkling mineral waters and aerated waters, flavoured	67 563	608 968	52 655	596 911

I.3. IM POR M ENURUT KOM ODITI / IM PORT BY HS COM M ODITY
***** OKTOBER / OKTOBER 2014 *****

H S	Uraian Komoditi Commodity Description	Berat Bersih / Net Weight (Kg)		Nilai / Value C.I.F (US\$)	
		Bulan ini Current Month	Kumulatif Cum.Jan. to date	Bulan ini Current Month	Kumulatif Cum.Jan. to date
2202109000	Other waters, containing added sugar/oth sweetening or flavoure	4 264 951	41 829 533	2 237 897	25 021 852
2202901000	Flavoured uht milk drinks	231 288	1 361 933	333 578	1 943 540
2202902000	Soya milk drinks	992 834	8 770 313	643 609	5 884 883
2202903000	Oth non-aerated beverage ready forimmediate consumption with	3 029 592	23 546 890	3 709 673	27 583 075
2202909000	Oth non-alcoholic beverages, excludingfruit or vegetable juices	1 318 809	36 796 730	1 091 389	21 789 788
2203001000	Beer made from malt, Stout and porter	1 336	1 336	7 598	7 598
2203009000	Other beer made from malt,including ale	743	265 029	6 493	563 587
2204100000	Sparkling wine	1 565	12 963	17 685	152 650
2204211100	Wine, in containers <= 2 l, alcoholicstrength by volume <= 15%	13 034	77 757	87 134	553 117
2204212100	Grape must,in container <=2 l,alcoholicstrength by volume <= 15%	3 690	29 834	34 007	281 244
2204212200	Grape must,in container <=2 l,alcoholicstrength by volume > 15%	0	380	0	2 449
2204291100	Wine, in containers > 2 l, alcoholicstrength by volume <= 15%	80 300	80 300	266 548	266 548
2204291300	Wine, in containers > 2 l, alcoholicstrength by volume > 15% & <=	0	9	0	174
2204301000	Other grape must, alcoholic strength byvolume <= 15%	48 732	159 095	348 821	911 476
2205101000	Vermouth & oth wine,in container <=2 l,alcoholic strength by volu	94	4 149	589	26 335
2206002000	Sake (rice wine)	0	16 600	0	55 420
2207100000	Undenatured ethylalcohol of alcoholic	14 214	1 249 405	27 280	451 371
2207201100	Ethyl alcohol of an alcoholic strength	1 453	25 395	2 502	41 176
2207201900	Oth denatured ethyl alcohol, including	365	621	2 517	8 389
2207209000	Other ethyl alcohol and other spirits	0	8	0	143
2208205000	Brandy	150	8 332	1 362	44 126
2208209000	Other spirits obtained by distilling	9 513	60 456	122 008	694 880
2208300000	Whiskies	46 659	332 435	499 755	4 592 670
2208400000	Rum & oth spirit obtained by	2 120	22 169	18 635	151 257
2208500000	Gin & geneva	9 158	38 201	76 042	294 450
2208600000	Vodka	15 138	71 240	134 028	611 001
2208700000	Liqueurs & cordials	3 830	36 667	38 369	350 941
2208909000	Other spirituous beverages	5 557	19 736	50 612	161 058
2209000000	Vinegar and substitutes for vinegarobtained from acetic acid	40 821	518 156	59 600	775 992
2301100000	Flours, meals & pellets, of meat / meatoffal; greaves	7 698 849	55 483 912	6 671 115	44 107 019
2301201000	Flours,meal&pellet,of fish w/ a proteincontent weight <60%/crust	2 445 685	13 149 130	2 321 898	12 201 724
2301202000	Flours,meal&pellet,of fish w/ a proteincontent weight >=60%/cru:	2 517 068	17 105 631	3 678 354	23 449 566
2301209000	Oth flours,meals&pellets unfit for humanconsumpsion	5 845 810	31 646 795	6 454 987	34 483 537
2302100000	Bran, sharps and other residues of maize(corn)	70 345	1 620 466	55 286	1 444 199
2302300000	Bran, sharps and other residues of wheat	427 050	3 243 689	188 482	1 309 459
2302500000	Bran, sharps and other residues ofleguminous plants	901 900	5 953 520	257 999	1 912 842
2303101000	Residues of starch manufacture of manioc(cassava) or sago	11 000	42 508	24 200	95 947
2303109000	Other residues of starch and similarresidues	24 370 552	243 441 701	18 928 227	204 024 957
2303300000	Brewing or distilling dregs and waste	38 487 519	233 314 437	9 377 497	73 482 236
2304001000	Defalted soya been flour, fit for humanconsumpsion	414 500	4 887 407	337 268	3 701 778
2304009000	Oil-cake&other solid residues, fromextraction of soyabean oil	362 364 005	3 278 097 371	195 696 966	1 918 575 055
2306300000	Oil-cake and other solid residues ofsunflower seeds	0	86 409	0	47 519
2306411000	Oil-cake and other solid residues of lowerucic acid rape seeds	938 714	7 851 515	339 307	2 354 553
2306412000	Oil-cake and other solid residues of lowerucic acid colza seeds	183 753	598 901	59 720	247 906
2306491000	Oil-cake and other solid residues of othrape seeds	8 310 675	120 565 850	2 214 429	34 280 765
2306492000	Oil-cake and other solid residues of othcolza seeds	129 500	1 165 366	34 359	318 648
2306500000	Oil-cake and other solid residues ofcoconut/copra	100 000	1 084 500	6 620	72 843
2306901000	Oil-cake and other solid residues ofmaize (corn) germ	1 794 968	19 529 626	1 257 989	15 612 338
2306909000	Other oil-cake and other solid residues	832 779	15 799 597	209 865	3 340 500
2308000000	Vegetable materials and waste, residuesof a kind used in animal fe	151 019	600 491	80 303	353 533
2309101000	Dog or cat food, put up for retail sale,containing meat	2 689 809	20 891 826	3 066 074	23 221 301
2309109000	Dog or cat food, put up for retail sale,not containing meat	1 513 579	9 273 218	1 976 978	13 493 359
2309901100	Complete feed of a kind suitable forpoultry	304 400	2 245 456	178 480	1 390 618
2309901200	Complete feed of a kind suitable forswine	2 927 944	31 758 770	1 504 230	15 202 793
2309901300	Complete feed of a kind suitable forprawns	175 652	1 922 675	250 532	2 395 093
2309901400	Complete feed of a kind suitable forprimates	0	57 441	0	60 459
2309901900	Other complete feed	157 536	1 859 029	160 460	2 219 241
2309902000	Premixes, feed supplements and feedadditives for animal	3 597 692	35 238 912	10 840 677	107 908 149
2309903000	Other preparations of a kind used inanimal feeding, containing me	33 677 159	256 411 313	23 243 564	169 684 268
2309909000	Other preparations of a kind used inanimal feeding, not containinç	14 624 695	161 289 419	12 436 460	130 466 820
2401101000	Virginia tobacco, not stemmed/ stripped,flue-cured	456 195	10 280 561	3 562 666	58 990 643
2401104000	Burley tobacco, not stemmed/ stripped	0	1 466 531	0	6 322 376
2401105000	Oth tobacco, not stemmed/ stripped,flue-cured	6 160	1 336 799	37 946	6 743 587
2401109000	Oth tobacco, not stemmed/ stripped, notflue-cured	1 106 378	16 735 640	8 018 316	104 979 906

I.3. IM POR M ENURUT KOM ODITI / IM PORT BY HS COM M ODITY
***** OKTOBER / OKTOBER 2014 *****

H S	Uraian Komoditi Commodity Description	Berat Bersih / Net Weight (Kg)		Nilai / Value C.I.F (US\$)	
		Bulan ini Current Month	Kumulatif Cum.Jan. to date	Bulan ini Current Month	Kumulatif Cum.Jan. to date
2401201000	Virginia tobacco, partly or whollystemmed/ stripped,flue-cured	9 609 832	28 106 647	60 164 834	163 562 948
2401202000	Virginia tobacco, partly or whollystemmed/ stripped,not flue-curec	6 720	412 822	45 562	2 050 704
2401203000	Oriental tobacco, partly or whollystemmed/ stripped	525 216	9 354 798	3 678 769	65 972 399
2401204000	Burley tobacco, partly or wholly stemmed/ stripped	39 255	3 801 500	214 472	25 999 896
2401205000	Oth tobacco, partly or wholly stemmed/ stripped, flue-cured	4 908	55 648	525 955	6 748 984
2401209000	Oth tobacco, partly or wholly stemmed/ stripped,not flue-cured	110 280	7 175 443	699 702	48 386 331
2401301000	Tobacco stems	403 200	3 895 125	311 616	4 498 397
2401309000	Other tobacco refuse	154 860	1 429 582	125 410	1 794 465
2402100000	Cigars, cheroots and cigarillos,containing tobacco	7 587	82 122	148 363	1 249 044
2402201000	Beedies	0	764	0	24 527
2402202000	Clove cigarettes	130	1 099	5 999	55 900
2402209000	Other cigarettes containing tobacco	52 666	531 619	1 137 755	12 295 386
2402902000	Cigarettes of tobacco substitutes	257	11 068	11 875	438 745
2403110000	Water pipa tobacco	0	27	0	1 581
2403191900	Not ang hoon, packed for retail sale	158	764	7 205	25 791
2403192000	Oth manufactured tobacco for themanufacture of cigarette	332 650	8 208 744	2 069 339	50 324 167
2403199000	Other smoking tobacco, whether or notcontaining tobacco substit	4 125	134 019	35 408	1 329 413
2403919000	Homogenised or reconstituted tobacco,packed not for retail sale	156 784	2 862 788	480 999	8 621 337
2403991000	Tobacco extracts and essences	0	751	0	5 319
2403999000	Oth manufactures tobacco & manufacturedtobacco substitutes	124 800	1 745 309	1 329 120	13 404 362
2501001000	Table salt	259	1 189	1 434	29 649
2501002000	Rock salt	0	11 677	0	60 757
2501009010	Oth salt cont. at least 94.7% sodiumchloride calculated on a dry ba	119 324 003	1 882 734 262	5 884 616	87 108 051
2501009090	Other salt and sea water	204 504	870 277	25 500	118 997
2502000000	Unroasted iron pyrites	10 000	216 000	5 300	85 740
2503000000	Sulphur of all kinds, oth than sublimed,precipitated and colloidal s	54 754 336	330 451 412	10 765 709	65 616 179
2504100000	Natural graphite, in powder or in flakes	252 084	9 102 676	174 430	3 440 369
2504900000	Natural graphite,not in powder nor inflakes	93 896	720 552	138 880	1 119 079
2505100000	Slica sands and quartz sands	2 232 320	36 868 289	412 388	5 318 697
2505900000	Other natural sands,whether/ not coloredother than metal-bearing	226 023	12 926 351	69 161	1 968 675
2506100000	Quartz	274 069	4 637 369	66 781	832 752
2506200000	Quartzite	277 200	2 768 425	55 707	586 152
2507000000	Kaolin and other kaolinic clays,whetheror not calcined	9 615 623	101 482 031	2 777 390	31 270 176
2508100000	Bentonite	4 627 091	253 506 217	2 097 822	30 350 605
2508300000	Fire-clay	834 301	9 222 868	338 220	3 899 865
2508401000	Fuller's earth	1 596 986	14 266 521	379 215	3 509 057
2508409000	Other clays	6 527 563	53 163 436	2 754 564	22 382 872
2508500000	Andalusite, kyanite and sillimanite	50 125	1 421 624	23 400	761 736
2508600000	Mullite	529 057	2 871 269	191 271	1 068 048
2508700000	Chamotte or dinas earths	299 581	2 351 212	119 266	935 139
2509000000	Chalk	15 500	344 727	30 664	455 786
2510101000	Apatite, unground	54 610	768 465	81 362	1 058 526
2510109000	Oth natural calcium phosphates,naturalaluminium calcium phospi	81 478 710	1 122 176 251	10 723 706	149 996 418
2510209000	Oth natural calcium phosphates,naturalaluminium calcium phospi	42 000	375 720	70 356	872 011
2511100000	Natural barium sulphate (barytes)	2 270 566	95 148 143	681 465	18 666 684
2512000000	Sliceous fossil meals and similarsiliceous earths	389 195	4 245 201	217 024	2 709 521
2513100000	Pumice stone	32	93 039	1 281	232 239
2513200000	Emery, natural corundum, natural garnetand other natural abrasiv	1 536 448	15 893 458	342 781	6 308 037
2514000000	Sate, whether or not roughly trimmed ormerely cut	65 316	1 530 217	31 920	624 564
2515110000	Marble and travertine, crude or roughlytrimmed	0	4 672 517	0	805 280
2515121000	Marble and travertine, merely cut into blocks	1 042 470	28 751 653	362 780	8 795 056
2515122000	Marble and travertine, merely cut into slabs	2 634 259	29 312 017	1 284 475	13 901 837
2515200000	Ecaussine & other calcareous monumentalor building stone; alaba	0	40 761	0	2 550
2516110000	Granite, crude or roughly trimmed	0	1 538	0	4 100
2516121000	Granite, merely cut into blocks	479 210	10 138 589	164 503	2 516 369
2516122000	Granite, merely cut into slabs	1 029 266	11 093 339	398 413	4 259 225
2516201000	Sandstone,crude or roughly trimmed	250 000	478 022	35 000	84 554
2516202000	Sandstone,merely cut into blocks orslabs	2 684	180 370	2 277	91 312
2516900000	Other monumental or building stone	78 966	422 901	95 979	277 655
2517100000	Pebbles, gravel, broken/ crushed stonewhether or not heat treatec	52 040 250	307 494 939	686 540	4 537 604
2517200000	Macadam of slag, dross or similarindustrial waste	0	17	0	661
2517300000	Tarred macadam	0	420	0	813
2517410000	Granules, chippings and powder of marble	384 375	2 020 132	63 022	330 398
2517490000	Granules, chippings & powder of stoneswhether or not heat treatec	247 986	8 595 440	74 215	3 196 219

I.3. IM POR M ENURUT KOM ODITI / IM PORT BY HS COM M ODITY

*** OKTOBER / OKTOBER 2014 ***

H S	Uraian Komoditi Commodity Description	Berat Bersih / Net Weight (Kg)		Nilai / Value C.I.F (US\$)	
		Bulan ini Current Month	Kumulatif Cum.Jan. to date	Bulan ini Current Month	Kumulatif Cum.Jan. to date
2518100000	Dolomite, not calcined or sintered	1 342 000	4 853 683	148 570	538 851
2518200000	Dolomite, calcined or sintered	2 769 890	21 923 516	348 098	2 980 312
2518300000	Dolomite, ramming mix	96 000	700 957	20 736	154 800
2519100000	Natural magnesium carbonate (magnesite)	155	1 929 301	1 140	660 697
2519901000	Fused magnesia; dead-burned magnesia	1 044 964	11 965 833	231 371	3 453 371
2519902000	Oth magnesium oxide, whether or not pure	6 217 170	41 063 073	2 664 422	16 721 635
2520100000	Gypsum, anhydrite	215 964 754	1 706 873 046	7 086 974	57 057 907
2520201000	Plasters, of a kind use suitable for use in dentistry	0	97 652	0	55 607
2520209000	Other plasters	3 657 490	25 938 349	563 941	4 333 816
2521000000	Limestone flux; limestone and other calcareous stone of lime or ce	55 092 379	385 835 858	1 140 320	8 887 236
2522100000	Quicklime	7 486 640	43 092 374	809 447	4 950 622
2522200000	Skaded lime	6 761 038	32 519 595	879 343	4 814 604
2522300000	Hydraulic lime	50 000	361 598	15 300	91 099
2523101000	Cement clinkers, for white cement	0	38 507 598	0	2 046 085
2523109000	Other cement clinkers	208 708 000	1 658 676 934	10 907 649	85 838 641
2523210000	Portland cement, white cement, whether or not artificially coloured	0	122	0	2 812
2523291000	Portland cement, coloured cement	22 076 000	338 797 200	1 304 997	22 199 998
2523299000	Other portland cements	10 009 110	55 729 110	1 452 876	3 850 195
2523300000	Aluminous cement	47 800	488 893	75 033	504 206
2523900000	Other hydraulic cements	88 081 408	1 032 818 350	6 794 314	77 867 600
2524900000	Other asbestos	8 756 250	92 682 899	5 625 501	57 533 287
2525100000	Crude mica and mica rifted into sheets or splittings	1 000	5 631	1 931	11 667
2525200000	Mica powder	262 715	2 406 542	344 328	3 512 444
2526100000	Natural steatite, not crushed, not powdered	403	828 638	648	175 172
2526201000	Talc powder, crushed or powdered	11 423 701	79 773 332	2 532 982	21 008 000
2526209000	Oth natural steatite, crushed/ powdered	236 781	2 001 784	126 049	922 483
2528000000	Natural borates and concentrates; natural boric acid containing < 8%	160 000	1 569 381	106 080	998 903
2529100000	Feldspar	38 188 713	303 666 926	2 893 043	23 934 132
2529210000	Fluorspar, containing by weight 97% or less of calcium fluoride	50 000	4 891 921	26 000	1 319 577
2529220000	Fluorspar, containing by weight more than 97% of calcium fluoride	204 599	1 264 370	143 200	863 769
2529300000	Leucite; nepheline & nepheline syenite	324 000	2 558 862	119 801	888 379
2530100000	Vermiculite, perlite and chlorites, unexpanded	239 610	3 392 863	101 033	1 398 491
2530201000	Kieserite	10 134 724	153 365 668	1 868 502	26 871 139
2530202000	Epsomite	0	7	0	561
2530901000	Zirconium silicates of a kind used as pacifiers	492 425	8 834 845	465 597	3 251 312
2530909000	Other mineral substances not elsewhere specified or included	2 234 722	26 947 516	605 942	5 699 632
2601110000	Iron ores and concentrates, other than roasted iron pyrites : non ag	594 629 897	3 037 177 278	47 532 546	298 340 759
2601120000	Iron ores and concentrates, other than roasted iron pyrites : agglor	0	53 093 019	0	9 752 805
2601200000	Roasted iron pyrites	0	2 183 230	0	700 809
2602000000	Manganese ores & concentrates, including ferruginous manganese,	1 065 155	45 896 567	322 824	6 543 040
2603000000	Copper ores and concentrates	0	10 149 719	0	19 998 774
2604000000	Nickel ores and concentrates	0	1	0	1
2606000000	Aluminium ores and concentrates	60 000	390 213	38 833	265 564
2607000000	Lead ores and concentrates	0	25 618	0	46 584
2608000000	Zinc ores and concentrates	65	5 436	1 493	81 079
2609000000	Tin ores and concentrates	4 287	724 178	30 600	1 891 663
2610000000	Chromium ores and concentrates	165 000	3 882 870	67 500	1 537 618
2611000000	Tungsten ores and concentrates	286	3 126	23 203	241 662
2613100000	Molybdenum ores and concentrates, roasted	0	7	0	4 560
2613900000	Molybdenum ores and concentrates, not roasted	0	1	0	182
2614001000	Titanium ores and concentrates, ilmenite ores and concentrates	0	69 068	0	95 026
2614009000	Titanium ores and concentrates, other than ilmenite ores & con	366 606	4 359 333	342 364	4 384 196
2615100000	Zirconium ores and concentrates	2 015 536	8 021 803	2 268 898	10 204 209
2615900000	Niobium, tantalum or vanadium ores and concentrates	51 547	283 815	92 807	618 982
2616900000	Precious metal ores other than silver ores and concentrates	0	1 358	0	280 618
2617100000	Antimony ores and concentrates	2 272	53 413	18 813	345 693
2617900000	Other ores and concentrates.	0	214 020	0	110 761
2618000000	Granulated slag (slag sand) from the manufacture of iron or steel	0	38	0	448
2620290000	Slag, ash & residues containing mainly lead, not leaded gasoline sludges &	0	76	0	557
2620400000	Slag, ash & residues containing mainly aluminium	0	454	0	1 878
2620991000	Slag & hardhead of tin	1	73	220	373
2620999000	Other slag, ash & residues, containing metals, arsenic, or their com	0	201	0	1 285
2621900000	Seaweed ash (kelp)	0	21 000	0	25 477
2701110000	Anthracite	2 781 300	120 424 398	764 031	16 666 204

I.3. IM POR M ENURUT KOM ODITI / IM PORT BY HS COM M ODITY
 *** OKTOBER / OKTOBER 2014 ***

H S	Uraian Komoditi Commodity Description	Berat Bersih / Net Weight (Kg)		Nilai / Value C.I.F (US\$)	
		Bulan ini Current Month	Kumulatif Cum.Jan. to date	Bulan ini Current Month	Kumulatif Cum.Jan. to date
2701121000	Bituminous coal: coking coal	296 305 001	1 659 894 968	35 358 989	218 259 194
2701129000	Bituminous coal: not coking coal	18 000	30 959 877	7 663	5 155 920
2701190000	Other coal,whether or not pulverisedbut not agglomerated	60 000	55 936 832	28 156	8 908 853
2701200000	Briquettes,ovoids & similar solidfuels manufactured from coal	223 173	2 309 122	55 795	577 516
2702100000	Lignite, whether or not pulverised,but not agglomerated	0	85 398	0	90 834
2702200000	Agglomerated lignite	0	74 166	0	169 399
2703001000	Peat, whether or not compressed intobales, but not agglomerated	0	368 725	0	87 407
2704001000	Coke & semi-coke of coal	39 532 180	181 752 189	7 987 074	45 660 951
2704003000	Retort carbon	620 000	6 453 693	127 100	1 659 944
2705000000	Coal gas, water gas, producer gas andsimilar gases oth than petrol	11	5 262	334	32 313
2706000000	Tar distilled from coal,from lignite orfrom peat & other mineral tar	4 227 249	48 109 882	2 440 361	28 132 315
2707200000	Toluol (toluene)	4 550	18 399	30 999	109 726
2707300000	Xylol (xylenes)	994 731	1 814 252	1 129 097	2 134 262
2707400000	Napthalene	166 630	1 634 883	260 362	2 419 984
2707500000	Oth aromatic hydrocarbon mix.of >= 65%by vol ,distils at 250.c, A&	2 293 797	20 473 804	3 037 692	25 906 375
2707910000	Creosote oils	42 980	1 286 063	29 570	959 016
2707991000	Carbon black feedstock	0	5 024	0	13 692
2707999000	Other products of the distilled of hightemperature coal tar	2 005 198	19 612 717	2 306 698	21 758 905
2708100000	Pitch	565 700	20 370 915	359 091	13 476 961
2709001000	Crude petroleum oil	1 123 896 041	13 307 488 755	849 929 345	11 166 604 956
2709009000	Other petroleum oil, crude	13 600	101 208	17 340	143 608
2710121100	Motor spirit, of RON 97 and above,leaded	5	890 647	31	16 493
2710121200	Motor spirit, of RON 97 and above,unleaded	9 000	18 578	39 855	80 992
2710121400	Motor spirit, of RON 90 and above, butbelow RON 97, unleaded	151 702 951	761 438 744	150 061 909	805 600 278
2710121600	Other motor spirit, unleaded	1 266 741 251	11 403 136 754	1 208 986 143	11 737 869 598
2710122000	Aviation spirit, not of a kind used asjet fuel	206 880	2 109 343	467 018	4 694 846
2710124000	White spirit	646 245	9 030 144	728 068	10 363 928
2710125000	Low aromatic solvents containing byweight <= 1 % aromatic conte	3 197 077	26 296 519	4 927 635	39 597 291
2710126000	Other solvent spirits	524	6 503	1 582	48 612
2710127000	Naptha, reformat and oth preparationsof a kind used for bledin,	181 515 710	1 217 457 424	166 026 296	1 172 370 818
2710128000	Other Alfa olefins	2 160	78 824	21 943	207 330
2710129000	Other petroleum oil, light oil & otherthan crude	368 140	12 372 069	640 186	16 904 262
2710192000	Topped crudes	554 836	10 292 270	739 750	15 423 706
2710193000	Carbon black feedstock	60	70 611 373	418	39 594 830
2710194100	Lubricating oil basestock	25 553 320	186 609 996	27 757 279	213 233 798
2710194200	Lubricating oils for aircraft engines	14 350	3 622 922	33 346	7 132 356
2710194300	Other lubricating oils	14 720 753	106 391 834	29 166 484	224 003 614
2710194400	Lubricating greases	724 952	10 336 838	2 550 627	40 733 463
2710195000	Hydraulic brake fluid	15 781	65 668	33 428	143 371
2710196000	Transformer and circuit breakers oils	263 247	12 570 155	425 440	18 397 975
2710197100	Automotive diesel fuel	567 032 850	5 682 815 856	461 387 427	5 031 400 016
2710197200	Other diesel fuel	222 123 491	2 125 781 952	177 649 701	1 899 254 831
2710197900	Other fuel oils	25 901 840	309 343 917	15 942 349	196 371 731
2710198100	Aviation turbine fuel (jet fuel) havinga flash point of 23-c or more	0	4 243	0	1 250
2710198200	Aviation turbine fuel (jet fuel) havinga flash point of less than 23-c	167 782 526	652 311 945	168 329 030	694 316 776
2710198910	Normal paraffin	5 601 552	99 792 872	7 010 334	125 569 590
2710198990	Other medium oils and preparations	66 308	11 107 039	91 397	3 541 067
2710199000	Other of diesel fuel, fuel oils	3 251 333	38 361 071	5 219 920	61 292 941
2710200000	Petroleum oils and obtained frombituminous minerals(oth then cr	0	5 005	0	21 270
2710910000	Waste oil, containing PCBs, PCTs or PBBs	243	3 164	6 722	57 781
2710990000	Other waste oils	0	13 601	0	21 374
2711120000	Liquid propane	124 641 262	1 341 516 288	99 483 135	1 196 173 883
2711130000	Liquid butanes	151 728 316	1 530 277 919	120 920 572	1 369 594 164
2711141000	Liquid ethylene	97 253	570 182	324 934	1 472 332
2711149000	Liquid propylene, butylene & butadiene	13 405	55 122	80 080	367 234
2711190000	Other liquid petroleum gas	0	5 010 226	0	5 526 429
2711219000	Natural gas in gaseous state not kindused as a motor fuel	1	111	5	580
2711290000	Oth natural gas in gaseous state	4 163	22 672	15 546	490 275
2712100000	Petroleum jelly	180 381	2 684 508	417 979	5 824 047
2712200000	Paraffin wax containing by weight < 0.75% of oil	1 162 198	8 852 568	1 438 459	11 052 359
2712901000	Other paraffin wax containing by weight>= 0.75% of oil	782 946	9 692 849	1 168 008	14 281 635
2712909000	Microcrystalline petroleum wax, slackwax, ozokerite, lignite wax, p	168 664	2 291 470	560 698	7 647 830
2713110000	Petroleum coke, not calcined	147 200	43 304 000	58 848	20 021 885
2713120000	Petroleum coke, calcined	10 631 022	37 963 647	5 225 670	18 884 877

I.3. IM POR M ENURUT KOM ODITI / IM PORT BY HS COM M ODITY

*** OKTOBER / OKTOBER 2014 ***

HS	Uraian Komoditi Commodity Description	Berat Bersih / Net Weight (Kg)		Nilai / Value C.I.F (US\$)	
		Bulan ini Current Month	Kumulatif Cum.Jan. to date	Bulan ini Current Month	Kumulatif Cum.Jan. to date
2713200000	Petroleum bitumen	122 042 823	701 900 414	69 410 729	413 430 364
2714100000	Bituminous or oil shale and tar sands	0	19 566	0	10 547
2714900000	Asphalites and asphaltic rocks	3 045 457	23 626 944	1 916 710	14 294 879
2715000000	Bituminous mix. based on natural asphalt on natural bitumen, on p	223 285	8 501 562	265 445	7 629 918
2716000000	Electrical energy	0	3 450	0	203 011
2801100000	Chlorine	206 329	1 592 054	125 144	906 057
2801200000	Iodine	7 029	30 762	114 266	552 117
2801300000	Fluorine; bromine	9 140	52 081	204 951	2 711 488
2802000000	Sulphur, sublimed or precipitated, colloidal sulphur	44 531 498	189 280 509	8 675 583	41 256 528
2803002000	Acetylene black	479 681	4 006 553	1 241 462	10 867 781
2803004010	Rubber grade of other carbon black	12 611 870	124 777 364	13 804 355	135 232 211
2803004090	Other rubber grade of other carbon black	165 974	2 596 145	250 087	3 509 673
2803009000	Other acetylene black of other carbon	3 702 577	38 303 326	5 590 915	52 399 130
2804100000	Hydrogen	185 355	1 738 023	64 290	595 036
2804210000	Argon	1 030 998	6 575 277	734 093	5 648 914
2804290000	Other rare gases	105 505	1 286 886	249 277	3 154 334
2804300000	Nitrogen	793 888	8 186 700	162 709	1 942 874
2804400000	Oxygen	394 428	5 829 080	134 172	1 477 948
2804500000	Boron; tellurium	8	17 956	1 040	42 201
2804610000	Silicon, containing by weight >= 99.99%	10 204	124 563	1 320 188	15 046 902
2804690000	Silicon, containing by weight < 99.99%	1 594 157	13 009 030	3 499 754	28 703 041
2804700000	Phosphorus	13 494	175 270	347 035	3 135 811
2804800000	Arsenic	2	106 004	595	132 248
2804900000	Selenium	633	36 776	28 486	819 664
2805110000	Sodium	277 107	1 269 729	544 572	2 182 384
2805120000	Calcium	0	221 151	0	907 716
2805190000	Other alkali or alkaline-earth metals	13 984	1 026 093	1 283 092	12 073 851
2805300000	Rare-earth metals, scandium & yttrium whether or not intermixed	375	7 857	3 800	65 328
2805400000	Mercury	34	679	9 580	106 416
2806100000	Hydrogen chloride (hydrochloric acid)	122 466	6 869 606	38 407	1 529 685
2806200000	Chlorosulphuric acid	0	40	0	498
2807000000	Sulphuric acid; oleum.	4 101 455	339 787 371	322 214	10 359 841
2808000000	Nitric acid; sulphonitric acids	901 100	12 668 886	365 932	5 636 451
2809100000	Diphosphorus pentoxide	6 523	58 810	15 855	92 531
2809203100	Hypophosphoric acids, food grade	302 567	3 440 299	276 924	3 224 703
2809203900	Phosphoric acids, hypophosphoric acids, except Hypophosphoric acids; i	2 498 269	24 749 181	2 129 585	21 983 784
2809209100	Hypophosphoric acids, not food grade	25 829	296 769	32 799	423 844
2809209900	Phosphoric acids, hypophosphoric acids, except Hypophosphoric acids; i	10 248 704	140 675 496	8 319 770	102 841 210
2810000000	Oxide of boron; boric acids	378 763	3 866 134	310 684	3 488 261
2811110000	Hydrogen fluoride (hydrofluoric acid)	141 802	1 204 793	141 318	1 256 789
2811191000	Arsenic acid	6 341	19 646	11 410	69 313
2811199010	Sulphamic acid	290 401	4 412 394	165 880	2 563 723
2811199090	Other inorganic acids, except sulphamic acid, Arsenic acid and hydroc	313	87 838	9 844	472 577
2811210000	Carbon dioxide	1 216 915	8 976 649	515 200	3 566 952
2811221000	Silica powder	4 016 481	34 029 022	3 181 404	29 812 032
2811229000	Other Silicon powder	2 067 660	13 966 926	1 990 741	14 185 722
2811291000	Diarsenic pentoxide	0	6	0	675
2811292000	Sulphur dioxide	796	57 385	5 496	129 836
2811299000	Other inorganic oxygen compounds of nonmetals	136 954	982 431	371 118	2 560 236
2812100000	Chlorides and chloride oxides	88 093	1 066 295	164 174	2 007 529
2812900000	Other halides and halide oxides of non metals	3	39 356	338	2 445 875
2813100000	Carbon disulphide	417 124	8 492 734	311 913	6 975 125
2813900000	Other sulphides of non-metal	213	6 331	25 500	306 542
2814100000	Anhydrous ammonia	35 561	59 069 593	45 060	32 239 823
2814200000	Ammonia in aqueous solution	26 632	113 682	16 087	262 569
2815110000	Sodium hydroxide (caustic soda), solid	3 755 352	26 977 212	1 709 357	13 379 376
2815120000	Sodium hydroxide (caustic soda), in aqueous solution (lye or liquid s	56 885	5 454 509	124 653	1 682 342
2815200000	Potassium hydroxide (caustic potash)	1 282 800	14 231 164	1 400 004	14 734 923
2815300000	Peroxides of sodium or potassium	4 323	41 337	17 371	251 403
2816100000	Hydroxide and peroxide of magnesium	90 686	1 102 189	235 869	1 973 179
2816400000	Oxides, hydroxides & peroxides, of strontium or barium	14 266	232 791	98 140	1 057 603
2817001000	Zinc oxide	847 861	8 444 823	1 645 783	16 390 783
2817002000	Zinc peroxide	16 591	314 189	60 733	829 064
2818100000	Artificial corundum, whether or not chemically defined	448 789	4 115 022	318 001	3 364 982

I.3. IM POR M ENURUT KOM ODITI / IM PORT BY HS COM M ODITY
***** OKTOBER / OKTOBER 2014 *****

H S	Uraian Komoditi Commodity Description	Berat Bersih / Net Weight (Kg)		Nilai / Value C.I.F (US\$)	
		Bulan ini Current Month	Kumulatif Cum.Jan. to date	Bulan ini Current Month	Kumulatif Cum.Jan. to date
2818200000	Aluminium oxide, other than artificialcorundum	54 419 184	489 199 986	19 501 034	171 383 603
2818300000	Aluminium hydroxide	4 405 871	100 357 804	1 869 236	30 714 686
2819100000	Chromium trioxide	57 280	596 618	215 979	2 445 799
2819900000	Other chromium oxides and hidroxides	31 141	372 476	158 651	1 930 648
2820100000	Manganese dioxide	1 554 407	18 000 703	2 607 044	28 360 397
2820900000	Other manganese dioxide	163 930	1 538 366	178 622	1 553 179
2821100000	Iron oxides and hydroxides	841 702	8 293 985	1 231 965	12 915 093
2821200000	Earth colors containing >=70% by weightof combined iron evaluat	0	14 831	0	8 504
2822000000	Cobalt oxides and hydroxides, commercialcobalt oxides	21 223	175 788	445 908	2 979 578
2823000000	Titanium oxides	471 059	6 416 754	1 394 927	19 929 676
2824100000	Lead monoxide (litharge, massicot)	44 981	141 375	140 891	608 679
2824900000	Red lead and orange lead	32 100	47 037	54 356	139 453
2825100000	Hydrazine, hydroxylamine, and theirinorganic salt	100 322	869 377	408 787	3 249 409
2825200000	Lithium oxide and hydroxide	3 712	50 531	24 630	421 547
2825300000	Vanadium oxides and hydroxides	4	41 934	797	688 921
2825400000	Nickel oxides and hydroxides	21 147	210 639	327 988	2 755 783
2825500000	Copper oxides and hydroxides	74 774	863 834	405 968	5 581 815
2825600000	Germanium oxides and zirconium dioxide	10 839	71 457	144 433	1 605 956
2825700000	Molybdenum oxides and hydroxides	4 291	19 263	28 982	297 469
2825800000	Antimony oxides	63 786	698 819	454 708	5 558 223
2825900000	Other peroxides	41 936	254 204	79 374	1 450 315
2826120000	Fluorides of aluminium	24 535	30 272	32 672	53 832
2826190000	Other fluorides	84 947	1 068 676	79 225	911 001
2826300000	Sodium hexafluoroaluminate(synthetic cryolite)	29 500	186 803	18 695	105 212
2826900000	Other complex fluorine salt.	94 214	1 423 908	139 493	2 843 531
2827100000	Ammonium chloride	463 101	19 765 880	98 821	2 438 721
2827201000	Calcium chloride, commercial grades	1 511 809	8 675 055	381 475	2 302 255
2827209000	Calcium chloride, not commercial grades	819 348	5 795 523	208 896	1 862 494
2827310000	Other chlorides of magnesium	246 629	1 703 895	207 342	1 366 683
2827320000	Other chlorides of aluminium	2 755 463	17 887 536	1 051 437	7 003 361
2827350000	Other chlorides of nickel	19 679	142 601	105 270	858 090
2827391000	Other chlorides of barium or of cobalt	1 543	120 389	36 259	351 803
2827392000	Other chlorides of iron	54 836	539 896	36 518	429 176
2827399000	Other chlorides	366 587	2 930 210	316 440	3 314 513
2827410000	Chloride oxides & chloride hydroxides,of copper	8 248	84 526	50 320	564 973
2827490000	Other chloride oxides & chloridehydroxides	424 931	3 475 401	271 760	2 913 398
2827510000	Bromides of sodium or of potassium	20 241	701 327	59 617	1 789 673
2827590000	Other bromides of sodium or of potassium	99 673	531 382	287 495	967 323
2827600000	Iodides and iodide oxides	1 207	71 031	30 146	1 461 059
2828100000	Commercial calcium hypochlorite & othercalcium hypochlorites	69 794	1 672 074	62 926	1 700 837
2828901000	Sodium hypochlorite	10 545	133 231	5 127	63 682
2828909000	Other hypochlorite	151 362	1 527 896	153 534	1 543 835
2829110000	Chlorates of sodium	960 642	9 740 724	636 133	7 181 898
2829190000	Other chlorates	159 007	2 759 455	216 419	3 379 628
2829901000	Sodium perchlorite	111	86 972	2 206	124 406
2829909000	Other perchlorites; bromates andperbromates: iodates and perioic	5 677	78 029	175 055	1 498 969
2830100000	Sodium sulphides	997 750	5 286 956	527 910	2 921 489
2830901000	Cadmium sulphide or zinc sulphide	511	156 135	3 458	231 572
2830909000	Polysulphides, whether or not chemically defined	1 504	100 325	37 553	436 614
2831100000	Dithionites and sulphonylates of sodium	745 505	7 611 712	1 007 805	10 997 358
2831900000	Other dithionites and sulphonylates	5 525	222 446	13 308	489 572
2832100000	Sodium sulphites	2 354 654	17 927 097	1 048 033	7 670 914
2832200000	Other sulphites	27 166	461 937	14 692	260 384
2832300000	Thiosulphates	102 172	647 344	39 051	309 335
2833110000	Disodium sulphate	24 526 571	190 384 699	3 005 843	23 230 477
2833190000	Other sodium sulphates	35 022	518 662	65 060	717 273
2833210000	Magnessium sulphate	8 661 760	58 767 693	1 248 577	9 071 225
2833221000	Aluminium sulphate :commercial grade	20 000	80 014	29 600	118 486
2833229000	Aluminium sulphate: not commercial grade	0	111 690	0	90 088
2833240000	Nickel sulphate	39 648	521 035	203 162	2 814 066
2833250000	Copper sulphate	1 155 710	13 603 198	2 392 480	28 556 070
2833270000	Barium sulphate	299 793	1 779 527	253 430	1 738 238
2833292000	Tribasic lead sulphate	147 312	1 060 662	198 077	1 372 364
2833293000	Other sulfat of chromium	193 000	4 045 943	130 418	2 374 529

I.3. IM POR M ENURUT KOM ODITI / IM PORT BY HS COM M ODITY
 *** OKTOBER / OKTOBER 2014 ***

H S	Uraian Komoditi Commodity Description	Berat Bersih / Net Weight (Kg)		Nilai / Value C.I.F (US\$)	
		Bulan ini Current Month	Kumulatif Cum.Jan. to date	Bulan ini Current Month	Kumulatif Cum.Jan. to date
2833299000	Other sulfat	491 965	8 135 153	352 066	4 925 619
2833300000	Alums	7 010	113 799	7 363	72 371
2833400000	Peroxosulphates (persulphates)	322 357	1 756 976	411 539	2 175 389
2834100000	Nitrites	494 762	2 404 818	219 181	1 186 386
2834210000	Potassium nitrates	209 099	2 263 508	174 475	1 960 023
2834291000	Nitrates of bismuth	0	66 286	0	181 946
2834299000	Other nitrates	254 088	2 260 447	448 018	3 067 780
2835100000	Phosphinates (hypophosphites)and phosphonates (phosphites)	60 117	853 338	253 245	3 175 383
2835220000	Phosphates of mono- or disodium	180 059	1 384 678	168 896	1 695 269
2835240000	Phosphates of potassium	406 466	4 965 338	800 852	9 153 031
2835251000	Calcium hydrogenothphosphate ("dicalciumphosphate"); feed gra	6 514 400	49 689 981	2 902 725	21 585 390
2835259000	Calcium hydrogenothphosphate ("dicalciumphosphate"); unfeed g	93 759	954 456	152 161	1 650 506
2835260000	Other phosphates of calcium	2 253 787	20 336 385	1 393 350	12 007 803
2835291000	Other phosphates of trinitrium	222 296	1 407 332	98 932	658 455
2835299000	Other phosphates	94 067	935 148	255 995	1 921 006
2835311000	Sodium triphosphate(sodium tripolyphosphate); food grade	244 457	2 194 256	331 521	2 878 763
2835319000	Sodium triphosphate(sodium tripolyphosphate); unfood grade	22 942	1 745 797	31 142	2 090 321
2835391000	Tetranatrium pirofosfat	95 002	1 124 879	180 510	2 138 274
2835399000	Other polyphosphates	851 128	6 854 098	1 237 996	12 786 700
2836200000	Disodium carbonate	66 981 989	695 094 220	17 061 620	167 865 924
2836300000	Sodium hydrogencarbonate(sodium bicar bonate)	7 292 406	70 729 575	2 369 457	20 844 926
2836400000	Potassium carbonates	831 361	9 932 742	882 683	10 520 582
2836500010	Calcium carbonate; food orpharmaceutical grade	1 061 344	6 574 630	625 847	4 258 157
2836500090	Calcium carbonate; not food orpharmaceutical grade	5 730 568	48 824 670	1 993 941	18 705 070
2836600000	Barium carbonate	262 648	3 300 554	272 767	3 072 715
2836910000	Lithium carbonates	30 000	119 713	172 810	416 255
2836920000	Srontium carbonate	158 165	1 196 879	136 575	1 015 036
2836991000	Commercial ammonium carbonate	338 049	4 050 971	105 626	1 218 057
2836992000	Lead carbonates	7	50	137	879
2836999000	Other calcium carbonate	608 030	4 999 124	707 990	6 031 494
2837110000	Cyanides and cyanide oxides, of sodium	996 030	7 009 100	2 261 380	18 460 266
2837190000	Other cyanides and cyanide oxides	10 625	48 241	102 639	403 146
2837200000	Complex cyanides	63	70	6 409	18 087
2839110000	Sodium metasilicates	547 712	4 045 404	200 655	1 813 946
2839191000	Sodium silicates	3 723 643	39 218 347	945 658	11 131 631
2839199000	Other silicates of sodium; commerialalkali metal silicates	1 402 873	17 015 254	745 199	7 898 757
2839900000	Other silicates; commerial alkali metalsilicates	927 711	6 722 308	899 130	7 642 675
2840110000	Anhydrous; disodium tetraborate(refined borax)	60 292	161 986	56 292	159 754
2840190000	Other disodium tetraborate(refined borax)	6 403 307	67 689 492	3 475 631	37 169 754
2840200000	Other borates	26 912	544 436	34 055	915 978
2840300000	Peroxooborates (perborates)	600	21 493	11 172	69 831
2841300000	Sodium dichromate	726	318 888	5 050	511 290
2841500000	Other chromates and dichromates,peroxochromates	1 205	63 918	11 862	306 927
2841610000	Potassium permanganate	40 000	207 864	92 800	532 296
2841690000	Other manganit, manganat	342	20 087	1 325	105 911
2841700000	Molybdates	1 705	47 157	38 986	521 748
2841800000	Tungstates (wolframates)	200	12 016	1 586	76 973
2841900000	Oth salts of oxometallic orperoxometallic acids	526 451	2 167 331	235 456	2 152 444
2842100000	Double/ complex silicates,includ aluminosilicates w. or not chemica	2 873 987	21 334 679	1 500 009	11 790 177
2842901000	Sodium arsenite	1 598	7 176	17 086	188 887
2842902000	Copper and/ or chromium salts	2 128	8 008	12 318	34 097
2842903000	Oth fulminates, cyantates andthiocyanates	77	2 918	1 745	22 299
2842909000	Oth salts of inorganic acids/ peroxoacidincl aluminosilicates , oth t	108 513	990 272	292 947	2 979 516
2843100000	Colloidal precious metals	1 745	39 851	321 327	2 959 997
2843210000	Silver nitrate	126	18 511	29 405	616 913
2843290000	Other silver compounds	767	7 948	155 877	2 080 290
2843300000	Gold compounds	1 025	3 872	24 332	2 323 544
2843900000	Other amalgams and other compoundcolloidal precious metals	877	5 163	92 378	533 800
2844209000	Ceramics products & mixtures containinguranium enriched in u235	0	1 506	0	2 278
2844401100	Radium and its salts	2 146	2 378	145 992	208 277
2844401900	Other radioactive elements & isotopes & compounds, radioactive r	1 565	10 249	142 351	1 039 678
2844409000	Ceramic products & mixtures containingisotop or compound,radio	1 213	12 257	835 778	5 684 818
2845100000	Heavy water (deuterium oxide)	1	238	31	1 641
2845900000	Other isotops other than thoseheading 28.44	4	5 963	289	30 878

I.3. IM POR M ENURUT KOM ODITI / IM PORT BY HS COM M ODITY
***** OKTOBER / OKTOBER 2014 *****

H S	Uraian Komoditi Commodity Description	Berat Bersih / Net Weight (Kg)		Nilai / Value C.I.F (US\$)	
		Bulan ini Current Month	Kumulatif Cum.Jan. to date	Bulan ini Current Month	Kumulatif Cum.Jan. to date
2846100000	Cerium compounds	1 475	44 818	33 395	578 049
2846900000	Other compounds, inorganic or organic of rare-earth metal	10 496	148 925	93 235	1 000 878
2847001000	Liquid hydrogen peroxide, whether or not solidified with urea	2 027 514	15 682 086	815 808	6 686 754
2847009000	Other hydrogen peroxide, whether or not solidified with urea othe	62 868	533 716	50 383	457 332
2848000000	Phosphides, whether or not chemically defined excluding ferropho	227	59 047	2 769	300 084
2849100000	Carbides, whether or not chemically defined of calcium	921 295	7 477 117	532 577	4 541 405
2849200000	Carbides, whether or not chemically defined of silicon	64 910	1 461 254	149 896	2 605 844
2849900000	Carbides, whether or not chemically defined of other material	4 358	1 299 330	165 226	1 978 189
2850000000	Hydrides, nitrides, azides, silicides and borides, oth then compoun	20 331	89 946	38 394	327 686
2852101000	Mercury sulphate whether chemically defined	152	471	49 904	71 776
2852109000	Inorganic or organic compounds of mercury chemically defined	36	526	9 775	125 462
2852901000	Mercury tannates, not chemically defined	0	340	0	4 302
2852909000	Inorganic or organic compounds of mercury not chemically defined	927	9 832	4 035	74 185
2853000000	Other inorganic compounds (incl distil/ conductivity water of simi	14 432	108 898	2 385	75 759
2901100000	Saturated acyclic hydrocarbons.	632 882	8 305 633	888 732	12 544 024
2901210000	Ethylene	46 301 571	526 597 642	68 583 164	755 769 751
2901220000	Propene (propylene)	16 617 114	209 881 356	21 610 345	286 240 191
2901230000	Butene (butylene) and isomers thereof	2 012 665	27 716 637	2 769 926	40 842 625
2901240000	Buta-1, 3-diene and isoprene	3 029 542	14 064 138	4 423 222	19 497 302
2901291000	Acetylene	8 763	135 750	12 302	171 637
2901299010	Linier alpha olefin	0	3 622 277	0	4 580 591
2901299090	Other acyclic hydrocarbons	2 082	208 497	159 294	934 952
2902110000	Cyclohexane	27 106	228 830	56 201	457 618
2902190000	Other cyclanes	324 496	2 353 643	698 920	5 175 630
2902200000	Benzene	12 158 237	140 766 128	14 733 801	187 435 888
2902300000	Toluene	10 728 754	94 346 910	12 567 016	110 199 009
2902410000	O-xylene	4 060 220	19 752 414	5 160 881	25 911 610
2902420000	M-xylene	0	7	0	1 315
2902430000	P-xylene	97 386 205	772 090 791	117 033 237	1 009 841 036
2902440000	Mixed xylene isomers	2 904 770	38 490 710	3 302 920	44 623 762
2902500000	Styrene	2 751 005	7 006 026	4 317 154	11 512 302
2902600000	Ethylbenzene	1	166	230	1 679
2902700000	Cumene	1	1 728 668	24	3 004 838
2902901000	Dodecylbenzene	278	182 507	2 480	395 175
2902902000	Alkylbenzenes	17 157	160 730	30 517	415 030
2902909000	Other cyclic hydrocarbons.	693 113	8 668 220	1 362 598	13 441 790
2903111000	Methyl chloride	84 398	743 130	100 424	873 511
2903120000	Dichloromethane (methylene chloride)	1 052 899	9 709 261	747 925	6 055 998
2903130000	Chloroform (trichloromethane)	738	31 055	10 332	199 543
2903150000	Ethylene dichloride (ISO) 1,2-dichloroethane	5	1 413	104	21 629
2903191000	1,2-dichloroethane (ethylene dichloride) and dichlorobutates	0	3 133	0	13 997
2903199000	Other Saturated chlorinated derivatives of acyclic hydrocarbons	24 807	209 729	59 231	476 772
2903210000	Vinyl chloride (chloroethylene)	16 724 607	92 337 314	15 706 521	88 102 949
2903220000	Trichloroethylene	294 740	1 616 455	298 366	1 681 971
2903230000	Tetrachloroethylene (perchloroethylene)	203 823	1 021 864	232 406	1 246 744
2903290000	Other unsaturated chlorinated derivatives of acyclic hydrocarbons	81 567	621 209	302 091	2 312 659
2903310000	Ethylene dibromide (iso) (1,2-dibromoethane)	0	43 149	0	147 135
2903391000	Methyl bromide	0	233 991	0	1 054 092
2903399000	Oth fluorinated, brominated/iodinated derivative of acyclic hydroc	120 938	950 858	252 778	2 402 150
2903710000	Chlorodifluoromethane	53 240	2 322 053	135 659	5 349 294
2903720000	Diclorotrifluoroethanes	41 242	144 458	270 533	885 937
2903730000	Diclorofluoroethanes	40 000	787 806	81 600	1 620 992
2903740000	Chlorodifluoroethanes	59 465	273 891	221 646	983 308
2903750000	Dicloropentafluoropropanes	16 953	48 735	57 125	603 726
2903770000	Other, perhalogenated only with fluorine and chlorine	0	67 691	0	134 157
2903780000	Other perhalogenated derivatives	20 302	66 440	115 524	160 789
2903790000	Oth halogenated derivatives of acyclic hydrocarbons cont. two/mc	4	6	1 330	1 440
2903810000	1, 2, 3, 4, 5, 6-hexachlorocyclohexane (HCH (ISO)), incl. lindane (ISC	0	343	0	1 274
2903890000	Other halogenated derivatives of cyclanic cyclenic/ cycloterpenic h	0	8 000	0	48 030
2903910000	Chlorobenzene, o-dichlorobenzene and p-dichlorobenzene	513 110	4 023 288	851 546	6 693 400
2903990000	Oth halogenated derivatives of aromatic hydrocarbons	28 212	547 272	210 859	1 586 269
2904100000	Derivatives containing only sulphogroups their salts and ethyl este	426 843	4 988 156	724 000	9 567 534
2904201000	Trinitrotoluene	0	126 000	0	420 840
2904209000	Oth derivatives containing only nitro or only nitroso groups	9	16 825	394	43 623

I.3. IM POR M ENURUT KOM ODITI / IM PORT BY HS COM M ODITY

*** OKTOBER / OKTOBER 2014 ***

H S	Uraian Komoditi Commodity Description	Berat Bersih / Net Weight (Kg)		Nilai / Value C.I.F (US\$)	
		Bulan ini Current Month	Kumulatif Cum.Jan. to date	Bulan ini Current Month	Kumulatif Cum.Jan. to date
2904900000	Oth sulphonated, nitrated or nitrosated derivatives of hydrocarbor	47 242	534 154	94 310	1 321 804
2905110000	Methanol (methyl alcohol)	39 493 755	496 349 659	16 047 517	165 646 882
2905120000	Propan-1-ol(propyl alcohol) & propan-2- ol (isopropyl alcohol)	1 943 778	21 677 646	2 720 371	30 060 407
2905130000	Butan-1-ol (n-butyl alcohol)	1 728 961	28 128 248	2 209 331	36 004 326
2905140000	Other butanols	234 045	5 690 252	410 432	7 285 376
2905160000	Octanol (octyl alcohol) and isomersthereof	3 196 411	29 191 756	4 750 464	43 981 395
2905170000	Dodecan-1-ol (lauryl alcohol), hexadecan-1-ol, and octadecan-1-ol	76 127	559 332	183 795	1 505 416
2905190000	Other saturated monohydric alcohols	106 538	5 099 130	118 318	8 225 519
2905220000	Acyclic terpene alcohols	100 233	1 242 208	891 696	9 445 306
2905290000	Other unsaturated monohydric alcohols	40 672	185 884	268 998	1 577 470
2905310000	Ethylene glycol (ethanediol)	48 496 281	402 856 053	51 577 994	431 375 998
2905320000	Propylene glycol (propane-1, 2- diol)	3 345 271	30 060 202	5 950 486	52 208 279
2905390000	Other diols	140 233	2 848 980	441 352	8 120 135
2905410000	2-ethyl-2-(hydroxymethyl) propane-1,3-(trimethylolpropane)	54 671	440 998	130 322	1 079 023
2905420000	Pentaerythritol	649 495	4 377 364	1 110 833	7 378 411
2905430000	Mannitol	48 136	298 153	265 886	1 532 716
2905440000	D-glucitol (sorbitol)	238 302	2 762 231	155 294	2 141 232
2905450000	Glycerol	199 538	2 013 713	275 479	2 898 270
2905490000	Other polyhydric alcohols	55 204	532 509	222 648	2 200 073
2905590000	Other halogenated, sulphonated, nitrated derivatives of acyclic alc	37 432	276 611	311 468	1 590 611
2906110000	Menthol	93 389	1 007 350	1 497 210	22 586 930
2906120000	Cyclohexanol, methylcyclohexanols and dimethylcyclohexanols	0	1 856	0	13 887
2906130000	Sterols and inositols	12 386	217 918	195 588	4 257 904
2906190000	Other cyclanic, cyclenic/ cycloterpenic	12 652	407 726	366 895	7 103 049
2906210000	Benzyl alcohol	35 974	433 378	84 617	1 177 958
2906290000	Other aromatic	69 982	570 667	497 693	4 262 510
2907110000	Phenol (hydroxybenzene) and its salts	823 303	15 926 036	1 460 487	25 405 024
2907120000	Cresols and their salts	26 102	482 065	117 501	1 513 720
2907130000	Octylphenol, nonylphenol and their isomers, salts thereof	125 880	2 113 537	250 184	4 239 065
2907150000	Naphthols and their salts	7 270	154 414	23 335	507 814
2907190000	Other monophenols	169 667	997 135	573 825	3 614 610
2907210000	Resorcinol and its salts	22 382	350 635	114 516	1 898 155
2907220000	Hydroquinone (quinol) and its salts	54 840	422 175	418 433	3 421 710
2907230000	4,4-isopropylidenediphenol (bisphenol a, diphenylolpropane) and	50 293	438 368	77 528	794 106
2907291000	Phenol-alcohols	2 054	58 126	15 132	279 556
2907299000	Other polyphenols; phenol-alcohols	2 804	445 644	44 812	1 985 858
2908110000	Pentachlorophenol (ISO)	0	41	0	919
2908190000	Oth derivatives containing only halogensubstituents and their salts	750	187 356	11 625	1 406 379
2908910000	Dinoseb (ISO) and its salts	20 000	179 416	82 000	723 590
2908920000	4,6-dinitro-o-cresol (DNOC (ISO) and its salts	1	31 549	49	156 950
2908990000	Oth halogenated, sulphonated, nitrated or nitrosated deriv. of phe	475	48 980	5 499	605 262
2909110000	Diethyl ether	1 035	17 933	9 327	87 626
2909190000	Oth acyclic ethers and their halogenated, sulphonated, nitrated or	110	309 137	1 724	706 995
2909200000	Cyclanic, cyclenic or cycloterpenic ethers & their halogenated, sulpt	844	42 805	5 774	607 525
2909300000	Aromatic ethers & their halogenated, sulphonated, or nitrosated di	27 157	662 868	413 322	5 828 566
2909410000	2,2-oxydiethanol (diethylene glycol, digol)	0	1 026 407	0	1 264 945
2909430000	Monobutyl ethers of ethylene glycol or of diethylene glycol	1 866 420	15 097 093	2 665 498	22 466 799
2909440000	Other monoalkylethers of ethylene glycol or of diethylene glycol	191 793	4 697 451	430 998	9 282 995
2909490000	Other ether-alcohols, their halogenated sulphonated, nitrated deri	722 889	5 675 695	1 677 432	17 105 817
2909500000	Ether-phenols, ether-alcohol-phenols & their halogenated, nitratec	15 883	230 423	459 187	3 733 530
2909600000	Alcohol peroxides, ether peroxides, ketone peroxides & their halo	132 923	1 352 068	487 686	4 399 312
2910100000	Oxirane (ethylene oxide)	0	79 760	0	375 989
2910200000	Methyloxirane (propylene oxide)	1	19 368 856	40	34 348 291
2910300000	1-chloro-2,3-epoxypropane(epichlorohydrin)	40 590	637 723	156 153	1 852 385
2910900000	Other epoxides, epoxyalcohols, epoxy phenols & their halogenatec	15 934	19 636	94 649	241 029
2911000000	Acetals & hemiacetals, whether or notwith other oxygen function	19 543	291 690	90 882	1 139 903
2912111000	Formalin	3 292	3 292	63 542	63 542
2912119000	Other methanal (formaldehyde)	13	424	580	30 098
2912120000	Ethanal (acetaldehyde)	308	8 054	10 725	350 854
2912191000	Butanal	14 653	412 624	247 372	2 380 514
2912199000	Other acyclic aldehydes without other oxygen function	20 375	1 255 151	260 010	3 575 087
2912210000	Benzaldehyde	3 141	27 620	11 874	103 161
2912290000	Other cyclic aldehydes without other oxygen function	112 517	1 152 052	998 263	9 362 524
2912410000	Vanillin (4-hydroxy-3-methoxybenzal-dehyde)	43 684	482 662	327 369	5 632 028

I.3. IM POR M ENURUT KOM ODITI / IM PORT BY HS COM M ODITY
 *** OKTOBER / OKTOBER 2014 ***

H S	Uraian Komoditi Commodity Description	Berat Bersih / Net Weight (Kg)		Nilai / Value C.I.F (US\$)	
		Bulan ini Current Month	Kumulatif Cum.Jan. to date	Bulan ini Current Month	Kumulatif Cum.Jan. to date
2912420000	Ethylvanillin (3-ethoxy-4-hydroxyben- zaldehyde)	18 088	216 885	158 690	3 445 358
2912490010	Aldehyde-alcohols	552	53 100	3 911	404 378
2912490090	Other aldehyde-ethers,aldehyde-phenols & aldehydes with other c	4 510	57 443	50 381	778 066
2912500000	Cyclic polymers of aldehydes	972	21 512	8 162	181 758
2912600000	Paraformaldehyde	319 000	7 501 551	282 510	7 401 871
2913000000	Halogenated,sulphonated,nitrated ornitrosated deriv. of products	1	39 670	31	56 081
2914110000	Acetone	2 126 204	15 415 954	2 509 876	18 680 302
2914120000	Butanone (methyl ethyl ketone)	727 283	22 869 134	1 163 797	33 332 413
2914130000	4-methylpentan-2-one (methyl isobuthylketone)	364 539	2 758 436	650 293	4 984 699
2914190000	Other acyclic ketones without otheroxygen function	2 493	149 479	58 000	878 594
2914220000	Cyclohexanone and methylcyclohexanones	304 154	2 644 881	640 942	5 585 783
2914230000	lonones and methylionones	7 343	161 535	113 942	2 023 118
2914291000	Camphor	49 842	353 213	222 892	1 947 023
2914299000	Other cyclanic, cyclenic or cycloterpepenic ketones without oth. o:	100 815	1 098 094	1 552 840	14 068 990
2914390000	Other aromatic ketones without otheroxygen function	36 956	304 964	159 992	1 439 480
2914400000	Ketone-alcohols and ketone-aldehydes	39 636	426 958	258 822	2 298 847
2914500000	Ketone-phenols & ketones without otheroxygen function	44 402	333 435	450 770	4 951 605
2914610000	Anthraquinone	0	20 312	0	179 062
2914690000	Other quinones	137	7 228	39 885	762 823
2914700000	Halogenated, sulphonated, nitrated ornitrosated derivatives	13 106	98 402	182 662	1 014 600
2915110000	Formic acid	500 160	2 796 851	377 395	2 421 718
2915120000	Salts of formic acid	126 560	2 083 702	103 989	1 168 444
2915130000	Esters of formic acid	255	176 155	8 833	596 282
2915210000	Acetic acid	12 301 183	96 462 239	7 048 140	55 096 597
2915240000	Acetic anhydride	686	112 254	6 178	203 724
2915291000	Sodium acetate; cobalt acetates	70 728	895 241	119 056	1 217 185
2915299000	Other acetic acid and its salts	232 066	1 862 425	445 604	7 216 996
2915310000	Ethyl acetate	1 513 476	21 136 770	1 532 434	21 758 757
2915320000	Vinyl acetate	3 488 677	38 400 452	4 657 515	48 132 624
2915330000	n-butyl acetate	441 109	4 280 553	560 081	5 351 884
2915360000	Dinoseb (iso) acetate	0	1 200	0	6 540
2915391000	Isobutyl acetate	14 146	252 112	97 940	1 007 197
2915392000	2-Ethoxyethyl acetate	0	27	0	642
2915399000	Other esters of acetic acid	1 605 885	12 266 551	2 987 933	25 872 812
2915400000	Mono-, di- or trichloroacetic acids,their salts and esters	82 546	2 572 624	112 034	2 649 278
2915500000	Propionic acids, its salts and esters	363 624	3 798 918	873 177	8 648 271
2915600000	Butanoic acids, pentanoic acids, theirsalts and esters	408 266	3 394 648	1 006 807	8 401 347
2915701000	Palmitic acid, its salts and esters	227 694	2 328 303	437 364	4 337 198
2915702000	Stearic acid	39 792	907 580	111 818	1 793 021
2915703000	Salts and esters of stearic acid	748 860	4 829 818	1 387 011	9 653 787
2915901000	Acetyl chloride	24 787	168 436	78 171	655 894
2915902000	Lauric acid, myristic acid, their saltsand esters	857 819	8 613 822	1 397 344	14 271 110
2915909000	Oth saturated acyclic monocarboxylicacid and their anhydrides, ha	302 943	2 487 369	1 138 682	9 731 768
2916110000	Acrylic acid and its salts	682 151	6 588 255	1 217 876	12 752 369
2916120000	Esters of acrylic acid	1 462 937	23 440 796	2 563 981	43 622 417
2916130000	Methacrylic acid and its salts	135 213	1 073 814	365 882	2 812 853
2916141000	Methyl methacrylate	4 883 716	42 585 622	10 525 813	88 296 533
2916149000	Other esters of methacrylic acid	183 870	2 656 475	619 297	8 417 872
2916150000	Oleic,linoleic or linolenic acids,theirsalts and esters	83 735	639 366	205 563	1 566 048
2916160000	Binapacryl (ISO)	3	4	1	2 168
2916190000	Oth unsaturated monocarboxylicacids, their anhydrides,hal	154 764	1 945 448	682 270	9 501 451
2916200000	Cyclanic/ cycloterpenic, monocarbo acids, their anhyd,halid,peroxy	37 550	774 809	2 464 658	27 957 826
2916310000	Benzoic acid, its salts and esters	637 049	6 130 451	1 120 378	11 665 243
2916320000	Benzoyl peroxide and benzoyl chloride	59 230	861 100	104 069	1 631 533
2916340000	Phenylacetic acid and its salt	0	1 190	0	14 598
2916391000	2,4-dichlorophenyl acetic acid & itt salts and esters	212 312	1 529 597	636 226	4 634 929
2916392000	Esters of phenylacetic acid	20	24 978	1 085	312 088
2916399000	Oth aromatic monocarboxylic acids,theiranhyd,halide&peroxi,per	76 495	557 144	610 048	5 186 000
2917110000	Oxalic acid, its salts and esters	16 479	731 163	69 885	859 485
2917121000	Diocetyl adipata, ita salts and esters	241 019	2 636 000	474 740	4 803 740
2917129000	Oth adipic acid, its salts and esters,oth than dioctyl adipata	77 688	626 040	161 022	1 355 953
2917130000	Azelaic acid, sebacic acid, their saltsand esters	34 792	336 642	158 660	1 427 837
2917140000	Maleic anhydride	443 832	2 759 630	751 900	4 834 385
2917190000	Other acyclic polycarboxylic acids,their anhyd,halid,peroxid&perox	145 348	1 185 998	415 649	3 440 558

I.3. IM POR M ENURUT KOM ODITI / IM PORT BY HS COM M ODITY

*** OKTOBER / OKTOBER 2014 ***

H S	Uraian Komoditi Commodity Description	Berat Bersih / Net Weight (Kg)		Nilai / Value C.I.F (US\$)	
		Bulan ini Current Month	Kumulatif Cum.Jan. to date	Bulan ini Current Month	Kumulatif Cum.Jan. to date
2917200000	Cyclanic, cyclenic or cycloterpenic polycarboxylic acids, their anhy	185 497	1 503 022	427 540	3 417 365
2917320000	Diocetyl orthophthalates	396 299	3 717 505	654 105	5 692 329
2917330000	Dinonyl or didecyl orthophthalates	108 800	912 688	314 913	2 234 225
2917341000	Dybutyl orthophthalatas	80 000	558 964	151 146	1 104 500
2917349000	Other esters of orthophthalic acid	192 977	1 531 832	400 182	3 348 132
2917350000	Phthalic anhydride	2 919 503	37 538 648	3 597 759	50 159 259
2917360000	Terephthalic acid and its salts	22 000	3 176 588	20 680	3 228 662
2917370000	Dimethyl terephthalate	25 000	225 183	32 875	308 293
2917391000	Triocetyltrimellitate	344 498	2 482 634	692 614	5 171 461
2917392000	Oth phthalic compoud of kind used asplasticisers&ester of phthalic	49 941	189 384	98 700	361 555
2917399000	Oth aromatic polycarboxylic acids, their anhydrides, halides & perc	941 269	7 844 870	1 502 274	12 969 529
2918110000	Lactic acid, its salts and esters	245 297	2 592 109	477 410	5 737 384
2918120000	Tartaric acid	17 516	252 434	80 105	816 011
2918130000	Salts and esters of tartaric acid	197 073	945 364	566 084	2 229 326
2918140000	Citric acid	3 544 389	31 900 733	3 015 778	28 613 760
2918151000	Calcium citrata	89 975	1 502 948	167 470	2 418 453
2918159000	Other salts and esters of citric acid	505 272	6 652 400	695 209	8 713 116
2918160000	Gluconic acid, its salts and esters	766 545	5 322 460	715 842	5 235 134
2918190000	Oth carboxylic acids w/ alcohol func butw/o oth oxygen func, their	45 644	563 497	183 179	2 060 813
2918210000	Salicylic acid and its salts	32 982	421 898	105 149	1 333 977
2918220000	O-acetylsalicylic acid,its salts andesters	55 498	283 802	186 876	1 062 305
2918230000	Oth ester of salicylic acid and theirsalts	185 456	1 927 143	832 036	7 412 671
2918291000	Alkyl sulphonic ester of phenol	11 917	70 988	28 542	364 504
2918299000	Oth carboxylic acids w/ phenol func butw/o oxygen func,their anhy	53 619	568 012	521 608	4 583 018
2918300000	Carboxylic acids w/ aldehyde/ketone func but w/o oxygen func & 1	57 148	747 101	414 425	7 608 025
2918910000	2,4,5-t(ISO) (2,4,5-trichlorophenoxyacatic acid), its salt & esters	20 000	194 764	55 000	534 690
2918990000	Oth carboxylic acid w/ oxygen func&halid,anhyd,peroxid,peroxyac	131 174	993 765	919 602	7 892 449
2919100000	Tris(2,3-dibromopropyl) phosphate	0	79 228	0	375 472
2919900000	Oth phosphoric ester & their salts inclactophosphates,their halog	46 300	473 477	143 640	1 431 793
2920110000	Parathion (ISO) & parathion-methyl (ISO) (metylparathion)	4 474	81 905	25 552	841 485
2920190000	Oth thlophosphoric esters and theirsalts,their halogeneted,nitrate	95 356	722 910	206 792	1 377 238
2920901000	Dimethyl sulphate (dms)	23 521	417 755	36 162	734 255
2920909000	Oth esters of oth inorganic acids of nonmetal&their salts,than dim	70 005	1 320 065	131 767	2 164 965
2921110000	Methylamine, di- or trimethylamine andtheir salts	215 696	1 635 683	378 219	3 194 381
2921190000	Oth acyclic monoamines &their derivative,salts thereof	927 977	9 253 275	2 043 190	22 110 097
2921210000	Ethylenediamine and its salts	233 023	3 134 261	633 459	7 648 360
2921220000	Hexamethylenediamine and its salts	54 381	294 241	166 752	1 220 497
2921290000	Oth acyclic polyamines &their derivative; salt thereof	338 856	3 846 880	973 190	11 301 895
2921300000	Cyclanic, cyclenic /cycloterpenic mono/polyamines&their derivati	638 178	7 615 561	1 307 264	15 296 007
2921410000	Aniline and its salts	72 002	1 140 436	282 650	3 657 487
2921420000	Aniline derivatives and their salts	124 287	1 364 367	464 046	4 959 183
2921430000	Toluidines & their derivatives; saltsthereof	11	31 686	294	258 795
2921440000	Diphenylamine & its derivatives; saltsthereof	6 759	119 103	23 792	541 668
2921450000	1-naphthylamine (_-naphthylamine),2-naphthylamine (?-naphthyl)	12	665 088	262	4 123 489
2921490000	Oth aromatic monoamines & their derivate; salts thereof	921	36 751	26 505	1 121 071
2921510000	O-,m-,p-phenylenediam, diaminotoluenes& their derivatives; salts	184 390	3 438 256	706 741	11 446 723
2921590000	Oth aromatic polyamines & their derivate; salts thereof	230 198	5 077 562	1 969 799	19 576 959
2922110000	Monoethanolamina and its salts	187 955	1 131 564	288 049	1 777 366
2922120000	Diethanolamine and its salts	191 418	2 182 224	286 842	3 232 812
2922130000	Triethanolamine and its salts	90 304	2 268 202	184 411	4 176 000
2922191000	Ethambutol & its salts, esters&oth derivesuitable for produc of ant	22 400	65 788	357 820	1 555 291
2922192000	D-2-amino-n-butyl-alcohol	23 170	360 246	78 415	1 008 952
2922199000	Oth amino-alcohols,cont one kind of oxygfunc, their athers& ester;	27 274	1 215 821	1 312 728	14 927 139
2922210000	Amino hydroxynaphthalene sulphonic acids and their salts	54 954	2 070 905	548 051	16 102 280
2922290000	Oth amino naphthols&oth amino phenol cont one kind of oxygen fu	51 129	484 519	645 218	4 815 856
2922390000	Oth amino aldehydes, amino ketones&aminoquinones cont one ki	3 946	20 754	148 681	416 377
2922410000	Lysine and its esters; salts thereof	1 468 954	12 498 462	2 077 343	15 878 274
2922421000	Glutamic acid	500 109	520 533	687 256	866 741
2922422000	Monosodium glutamate (MSG)	2 774 400	25 130 096	3 279 784	27 602 349
2922429000	Oth salt of glutamic acid	7 416	52 076	25 870	292 196
2922430000	Anthranilic acid and its salts	0	16	0	852
2922491000	Mephenamic acid and its salts	70 600	923 881	749 090	9 768 603
2922499000	Oth amino acids, cont one kind of oxygenfunc & their esters; salt t	385 419	3 465 522	3 848 699	21 496 804
2922501000	P-aminosalicylic acid & its salts,esterand other derivatives	163 112	3 819 607	328 597	7 288 703

I.3. IM POR M ENURUT KOM ODITI / IM PORT BY HS COM M ODITY

*** OKTOBER / OKTOBER 2014 ***

H S	Uraian Komoditi Commodity Description	Berat Bersih / Net Weight (Kg)		Nilai / Value C.I.F (US\$)	
		Bulan ini Current Month	Kumulatif Cum.Jan. to date	Bulan ini Current Month	Kumulatif Cum.Jan. to date
2922509000	Oth amino-alcohol/ amino-acid-phenols& othamino compound w/	57 901	1 495 469	421 872	8 122 956
2923100000	Choline and its salts	1 053 377	9 082 412	1 191 369	10 765 266
2923201000	Lecithins, whether or not chemically defined	1 465 989	13 255 664	1 461 261	15 793 866
2923209000	Phosphoaminolipids, whether or not chemically defined	2 313	343 112	11 803	558 031
2923900000	Oth quarternary ammonium salts and hydroxides whether/ not che	421 632	4 294 343	576 475	7 593 735
2924120010	Monocrotophos (ISO)	0	9 673	0	75 133
2924120090	Fluoroacetamide (ISO) & phosphamidon(ISO)	0	13 219	0	86 858
2924190000	Oth acyclic amides (incl acyclic carbamates) & their derivatives; sal	508 927	2 973 329	902 605	6 531 485
2924211000	4-ethoxyphenylurea (dulcin)	0	2 599	0	24 067
2924212000	Diuron and monoureon	10 000	192 132	8 000	818 210
2924219000	Oth ureines & their derivatives; saltsthereof	71 500	252 419	333 200	1 649 941
2924291000	Aspartame	168 548	1 523 974	2 154 365	21 539 320
2924292000	Butylphenylmethyl carbamate, methylisopropyl phenyl carbamate	83 484	645 323	308 435	2 450 708
2924299010	Asetaminophen(paracetamol); salicylamide; ethoxybenzamide	730 236	6 142 513	2 817 650	23 590 298
2924299090	Oth cyclic amides(incl cyclic carbamate) and their derivatives; salts	155 933	1 420 131	1 196 931	11 705 168
2925110000	Saccharin and its salts	1 018	370 066	12 342	2 735 383
2925190000	Oth imides & their derivatives; saltsthereof	17 258	192 801	91 729	1 121 517
2925290000	Oth imines and their derivatives; andsalts thereof	49 578	374 931	567 575	3 166 013
2926100000	Acrylonitrile	515 642	5 710 099	1 097 693	11 897 527
2926200000	1-cyanoguanidine (dicyandiamide)	29 290	523 501	60 531	2 651 653
2926300000	Fenproporex (INN) & its salts, methadone(INN) intermediate(4-cyr	517	2 240	4 120	9 880
2926900000	Other nitrile-function compounds	144 249	1 028 337	2 703 216	23 596 842
2927001000	Azodicarbonamide	214 033	2 226 446	413 795	5 073 772
2927009000	Oth diazo-, azo- or azoxy-compounds	283 457	2 049 236	1 053 087	6 794 760
2928001000	Linuron	100	63 421	15 230	340 508
2928009000	Oth organic derivatives of hidrazine orof hydroxylamine	75 768	787 141	440 176	3 975 126
2929101000	Diphenylmethena dilsocyanata (MDI)	1 820 864	14 760 797	4 337 206	34 159 993
2929102000	Toluene dilsocyanate	6 137 251	36 909 450	13 143 034	79 063 917
2929109000	Oth isocyanates	551 157	4 519 468	730 563	7 848 711
2929901000	Sodium cyclamate	63 000	307 000	121 905	605 775
2929909000	Oth compounds with other nitrogen funct	3 600	31 730	38 160	256 659
2930200000	Thiocarbamates and dithiocarbamates	358 243	3 985 260	1 690 028	20 919 802
2930300000	Thiuram mono-, di- or tetrasulphides	15 047	173 064	61 696	1 001 598
2930400000	Methionine	2 132 954	22 834 930	8 510 803	80 016 780
2930500000	Captafol (ISO) & methamidophos (ISO)	0	132	0	13 860
2930901000	Dithocarbonates	17 219	154 731	101 992	937 641
2930909000	Oth organo-sulphur compounds	1 186 104	10 491 755	4 352 121	39 802 050
2931101000	Tetramethyl lead	1 230	17 475	32 431	363 814
2931200000	Tributyltin compounds	0	18 035	0	24 800
2931902000	N-(phosphonomethyl) glycine and saltsthereof	1 667 511	20 714 982	7 649 670	100 846 721
2931903000	Ethephone	25 193	456 407	101 790	3 315 341
2931904100	Organo-arsenic compounds in liquid form	222 754	1 442 316	1 038 404	4 943 110
2931904900	Organo-arsenic compounds not liquid form	204 918	1 670 196	978 867	7 621 408
2931909010	Dimethyltin dicloride (DM TDCL)	123 232	1 074 254	438 110	4 709 709
2931909090	Oth of oth organo-inorganic compounds	40 778	763 516	192 693	2 820 835
2932110000	Tetrahydrofuran	29 438	294 299	97 266	1 006 850
2932120000	2-furaldehyde (furfuraldehyde)	6	241 044	77	348 305
2932130000	Furfuryl alcohol and tetrahydrofurfurylalcohol	77 825	789 631	139 772	1 419 733
2932190000	Oth comp cont an unfused furan ring(whet/ not hydrogenated) in	12 164	157 167	538 491	5 144 731
2932200010	Coumarin, methylcoumarins andethylcoumarins	10 268	174 807	99 176	1 677 337
2932200090	Other lactones	68 264	889 685	680 535	9 190 383
2932930000	Piperonal	4 000	48 456	117 585	1 199 852
2932991000	Carbofuran	152 082	1 269 266	2 479 229	22 551 169
2932999000	Oth compound contain unfused furan ring(whet/ not hydrogenatec	52 579	788 479	1 143 188	13 726 415
2933111000	Dipyrone (analgin)	46 627	367 578	422 138	3 872 691
2933119000	Oth phenazone (antipyrin) and its derive	7 557	171 357	126 529	3 360 543
2933190000	Oth compound contain an unfused pyrazole ring (whet/ not hydroc	40 438	357 208	1 590 019	12 502 101
2933210000	Hydantoin and its derivatives	11 337	66 769	59 644	512 838
2933291000	Gimetidine	0	17 709	0	270 682
2933299000	Oth compounds cont an unfused imidazolering (whet/ not hydrohe	130 576	925 929	1 699 964	11 797 259
2933310000	Pyridine and its salts	249 157	1 563 011	1 234 632	8 466 893
2933320000	Piperidine and its salts	0	31	0	5 215
2933330000	Alfentanil (INN), anileridine (INN), bezitramide(INN),bromazepam(3	69	2 670	42 780
2933391000	Chlorpheniramine and isoniazid	50 924	338 853	550 666	3 671 559

I.3. IM POR M ENURUT KOM ODITI / IM PORT BY HS COM M ODITY
 *** OKTOBER / OKTOBER 2014 ***

H S	Uraian Komoditi Commodity Description	Berat Bersih / Net Weight (Kg)		Nilai / Value C.I.F (US\$)	
		Bulan ini Current Month	Kumulatif Cum.Jan. to date	Bulan ini Current Month	Kumulatif Cum.Jan. to date
2933393000	Paraquat salts	694 458	12 515 043	2 528 462	40 632 189
2933399000	Oth compound cont unfused pyridine ring(whet/ not hydrogenatec	243 789	2 353 553	4 514 743	32 353 420
2933490000	Oth comp cont in struc a quinoline/isoquinoline ring-syst(whet/ no	12 531	255 652	210 773	4 837 122
2933520000	Malonylurea (barbituric acid) and itsalts	6	398	1 376	14 355
2933530000	Allobarbital(INN),amoberital(INN), barbital(INN),butalbital,butob.	0	41	0	4 778
2933540000	Other derivative of malonylurea (barbituric acid), salts thereof	329	2 602	3 191	26 400
2933591000	Diazinon	0	247 800	0	913 373
2933599000	Oth comp cont pyrimidine ring (whet/ nohydrogenated)/ piperazin	71 528	745 505	1 566 311	20 083 712
2933610000	Melamine	1 122 521	17 791 649	1 229 773	21 411 431
2933690000	Oth comp cont unfused triazine ring(whet/ not hydrogenated) in st	709 652	9 597 629	1 218 597	16 562 610
2933710000	6-hexanelactam (epsilon-caprolactam)	1 554 875	27 098 622	3 362 259	61 895 203
2933720000	Clobazam (INN) and methyprylon (INN)	10	161	84 216	435 051
2933790000	Oth lactams oth than 6-hexanelactam & clobazam & methyprylon	18 981	371 575	220 257	2 976 089
2933910000	Alprazolam(INN), camazepam,chlordiazepoxide(INN), clonazepam.	179	626	95 842	512 432
2933991000	Mebendazole or parbendazole	2 290	67 171	131 173	1 317 122
2933999000	Oth heterocyclic compounds with nitrogenhetero-atom(s) only	124 155	1 180 079	2 952 645	15 293 290
2934100000	Compounds contain unfused thiazole ring(weth/ not hydrogenated	11 344	142 041	380 346	2 967 649
2934200000	Compound containing in structure a benzothiazole ring-system, no	292 783	2 298 092	1 103 876	9 051 814
2934300000	Compound containing in structure a phenothiazine ring-system,no	32 832	138 449	265 357	1 376 777
2934991000	Nucleic acid and its salts	20 193	380 304	207 601	2 812 750
2934992000	Sultones, sultams, diltiazem	23	12 773	5 670	4 287 319
2934993000	6-amino penicillanic acid	842	11 168	2 338	57 290
2934994000	3-azido-3- deoxythymidine	0	4 697	0	30 562
2934995000	Oxadiazon, with a minimum purity of 94%	0	296	0	16 879
2934999000	Other nucleic acids&their salts,whet/ not chemically define;oth hel	540 501	3 117 324	8 496 293	57 391 344
2935000000	Sulphonamides.	171 649	2 399 502	1 930 120	24 920 372
2936210000	Vitamins A & their derivatives	42 035	601 409	1 024 045	10 640 267
2936220000	Vitamins B1 & its derivatives	6 550	286 981	200 232	6 753 967
2936230000	Vitamin B2 & its derivatives	13 676	158 400	436 356	4 710 278
2936240000	D- or dl-pantothenic acid (vit B3 orvit B5) & its derivatives	42 537	689 100	652 733	7 485 082
2936250000	Vitamin B6 & its derivatives	44 598	394 993	795 056	9 266 438
2936260000	Vitamin B12 & its derivatives	10 653	66 870	222 636	3 173 824
2936270000	Vitamin C & its derivatives	382 699	4 941 029	2 053 249	18 312 634
2936280000	Vitamin E & its derivatives	129 575	1 411 927	1 900 269	23 012 849
2936290000	Oth vitamins & their derivatives	150 143	1 419 514	1 721 637	15 717 967
2936900000	Provitamin, incl natural concentrates,&its derivative for vit, interm	448 772	10 817 943	2 505 767	22 999 949
2937190000	Oth polypeptide/ protein/ glycoprotein&hormones,its derivative&stu	0	101	0	51 797
2937210000	Cortisone,hydrocortisone, prednisone&prednisolone (dehydrohyd	1 058	6 311	602 797	3 776 671
2937220000	Halogenated derivatives of corticosteroidal hormones	1 323	8 102	613 310	6 264 321
2937230000	Oestrogens & progestogens	810	5 461	1 535 618	7 611 414
2937290000	Oth steroidal hormone, their derivative&structural analogues	1 163	3 816	576 440	5 207 941
2937500000	Prostaglandins,thromboxanes&leukotrienes ,their derivatives & st	13	121	24 450	304 456
2937901000	Hormones of oxygen-function amino-compounds	18 000	315 022	210 600	3 209 618
2937909000	Oth hormone, its derivative & structural analogues	469	20 439	92 577	1 228 418
2938100000	Rutoside (rutin) & its derivatives	250	56 421	16 000	574 319
2938900000	Oth glycoside, natural/ reprodc by synth& their salts,ethers,esters	3 833	61 373	440 792	4 024 621
2939111000	Concentrates of poppy straw and saltsthereof	8	905	7 578	483 877
2939190000	Oth alkaloids of opium & their derivates; salts thereof	505	2 333	67 800	482 861
2939201000	Quinine and its salts	0	978	0	113 776
2939209000	Oth alkaloid of cinchona and heir derivatives; salts thereof, oth th&	0	971	0	30 975
2939300000	Caffeine & its salts	60 077	431 010	565 072	4 089 831
2939410000	Ephedrine & its salts	0	7 327	0	425 190
2939420000	Pseudoephedrine (INN) & its salts	6 762	24 045	407 080	1 470 429
2939440000	Norephedrine & its salte	0	25	0	1 716
2939490010	Phenylpropanolamine HCl (PPA)	275	17 726	14 438	837 381
2939490090	Oth ephedrines and their salts oth thanephedrin, pseudo, cathine	0	1	0	46
2939590000	Oth theophylline & aminophylline & theirderivative;salts thereof, (5 091	84 669	178 883	3 037 715
2939620000	Ergotamine (INN) & its salts	0	10	0	79 370
2939690000	Oth alkaloids of rye ergot & its derivative; salts thereof	19	39	44 250	195 887
2939911000	Cocaine & its derivatives	0	44	0	2 541
2939991000	Nicotine sulphate	1	35	54	8 371
2939999000	Oth vegetable alkaloids, natural/ reprodc by synthesis;their salts,eth	613	4 604	527 560	4 527 921
2940000000	Sugars, chemically pure oth than sucrose,lactose, maltose, glucose	183 233	2 003 572	1 048 515	10 968 689
2941101100	Amoxicillins & its salts, non-sterile	4 632	92 481	420 315	3 778 546

I.3. IM POR M ENURUT KOM ODITI / IM PORT BY HS COM M ODITY

*** OKTOBER / OKTOBER 2014 ***

H S	Uraian Komoditi Commodity Description	Berat Bersih / Net Weight (Kg)		Nilai / Value C.I.F (US\$)	
		Bulan ini Current Month	Kumulatif Cum.Jan. to date	Bulan ini Current Month	Kumulatif Cum.Jan. to date
2941101900	Amoxicillins & its salts, sterile	141 707	1 347 973	3 784 933	38 857 419
2941102000	Ampicillin & its salts	2 101	159 564	81 543	5 019 664
2941109000	Oth penicillins & their derive w/ penicillanic acid structure; salt the	3 519	27 927	824 043	6 602 417
2941200000	Streptomycins & their derivatives; saltthereof	123	13 136	4 095	361 917
2941300000	Tetracyclines & their derivatives; saltthereof	38 408	228 362	747 408	4 516 464
2941400000	Chloramphenicol & its derivatives; saltthereof	8 955	158 775	345 582	5 259 224
2941500000	Erythromycin & its derivatives; saltthereof	650	46 484	271 981	6 283 933
2941900000	Oth antibiotics	152 348	1 215 075	3 668 047	45 314 748
2942000000	Oth organic compounds.	91 043	1 225 633	836 216	14 313 390
3001200000	Extracts of glands or oth organs or oftheir secretions, for organo-tl	22	1 041	152	128 335
3001900000	Gland&oth organ for organo-therapeutic&human/animal substanc	37	1 484	231 516	2 468 781
3002101000	Plasma protein solutions	2 570	53 966	421 551	16 066 956
3002103000	Antisera&modified immunological productwhet/not modified/obt	4 801	49 930	1 090 212	14 927 336
3002109000	Oth blood fractions, whet/not modified/obtain by biotechnologica	171	15 751	24 364	4 382 526
3002202000	Pertusis, measles, meningitis or poliovaccines	0	8 574	0	9 123 882
3002209010	Hepatitis vaccine	1 966	15 408	348 184	7 204 260
3002209090	Oth vaccines for human medicine oth than tetanus,partusis,messle	2 229	58 050	920 786	23 538 069
3002300000	Vaccines for veterinary medicine	78 024	761 653	2 636 675	28 741 224
3002900000	Human blood;animal blood for therapeutic,prophylactic/diagnosti	11 791	85 314	877 746	5 564 439
3003101000	Medicaments cont amoxicillin (INN) or itsalts, not for retail sale	0	9 018	0	59 075
3003102000	Medicaments cont ampicillin (INN) or itsalts, not for retail sale	0	70	0	6 650
3003109000	Oth medcn cont penicillins /derivative'sw/ penicillanic acid stru,no	220	10 758	69 570	2 165 977
3003200000	Medicaments containing oth antibiotics	928	32 278	128 617	2 544 845
3003390000	Medicaments cont hormon oth insulin/prodhead 2937 not cont ar	4 529	31 718	41 696	255 676
3003400090	Medicament cont alkaloid/driv not containhormone/ head 2937/ an	1 219	3 893	504 804	1 590 031
3003900000	Oth medicaments cont mix _2 constituentsfor therapeutic/prophy	93 553	415 973	859 664	5 839 772
3004101600	Medicaments cont ampicillin,amoxycillin/their salts, of a kind take	464	6 299	3 904	64 630
3004101900	Oth medicaments cont penicillins/theirderivatives, in doses/for rei	48 148	159 959	694 214	3 218 895
3004102900	Medicaments cont streptomycins/derivativ,other than ointment fr	291	6 668	189 764	2 023 319
3004201000	Medicaments cont gentamycin, lincomycin,sulfamethoxazole/deri	5	2 380	14 000	84 338
3004203100	Medicaments cont erythromycin/its derivative for taking orally, fo	3 576	15 544	63 538	235 258
3004203200	Medicaments cont erythromycin/its derivative in ointment form, f	0	8 187	0	1 143 728
3004203900	Oth medicaments cont erythromycin/derive,oth for taking orally/c	0	839	0	435 950
3004207100	Medicaments cont tetracycline/chloramphenicols/ derive for taker	0	9 111	0	68 339
3004207900	Medicaments cont tetracycline/chloramphenicols/ derive oth takei	2 003	73 483	33 373	990 844
3004209100	Oth medicaments cont oth antibiotics for taking orally/ointment fr	0	24 306	0	2 889 377
3004209900	Oth medicaments cont oth antibiotics oth taking orally/ointment f	44 764	430 902	709 709	9 903 502
3004310000	Medicaments contain insulin-but not contantibiotics, in doses/for	10 287	89 240	3 632 048	33 366 012
3004324000	Medicaments cont hydrocortisone sodiumsuccinate/fluocinolone ;	0	600	0	2 343
3004329000	Oth med cont corticosteroid hormon,theirderivative/struc analog,	432	4 128	54 289	482 581
3004390000	Oth med cont hormon oth than coricosteroid&insulin,not cont ant	83 669	598 192	1 242 024	16 082 998
3004401000	Medicaments cont morphine/its derivative ,for injection, in doses	0	8 814	0	565 151
3004402000	Medicaments cont quinine hydrochloride/ dihydro-chlorid,for injec	0	1 357	0	63 771
3004407000	Medicaments cont atropine sulphate, indoses/for retail sale	59	406	16 507	129 689
3004409010	Medicaments cont morphine/its derivative,for taking orally, in dos	40	541	62 853	427 394
3004409090	Medi cont oth alkaloids/ derive thereof,not cont hormones/ antibic	18 147	175 651	402 551	5 685 417
3004501000	Oth medicament cont vitamins of a kindsuitable for children in syr	0	23 235	0	255 646
3004502100	Oth medicament cont vitamins > 1 of kind taken orally	0	2 796	0	70 998
3004502900	Oth medicament cont vitamins>1 oth thanof kind taken orally	3 440	47 432	137 616	1 843 645
3004509100	Oth medicaments cont vitamins A,B or C	478	3 255	36 232	469 498
3004509900	Oth medicament cont vitamin (oth than A,B,C) or oth products of l	27 532	209 733	308 685	4 667 244
3004901000	Transdermal therapeutic systems patchesfor cancer treatment or l	1 451	15 283	1 480 284	9 958 814
3004902000	Closed sterile water for inhalation,pharmaceutical grade	0	3 163	0	16 804
3004903000	Antiseptics	31 951	526 486	185 882	2 819 912
3004904900	Oth anaesthetics oth than cont procainehydrochloride	2 390	17 933	563 146	4 217 228
3004905100	Analgesics,antipyretic&oth med cont paracetamol/dipyrone,acety	0	4 376	0	316 234
3004905200	Analgesics,antipyretics & oth med contchlorphenimamine maleate	0	20	0	19 849
3004905500	Oth analgesic,antipyretic&oth cough/coldmedicament, in liniment	0	1 593	0	12 248
3004905990	Oth analgesics,antipyretics & oth cough/cold medicmn, whet/ not	17 159	62 938	442 077	4 094 980
3004906100	Antimalarials cont artemisinin, artesunate or chloroquine	6 810	16 088	415 240	1 096 817
3004906300	Other antimalarials used for herbalmedicaments	10	41	906	3 348
3004907100	Antihelmintic containing piperazine ormebendazole (INN)	0	5 300	0	38 688
3004907900	Other antihelmintic oth than use forherbal medicaments	500	2 580	40 000	206 400
3004908100	Oth med for cancer,HIV/AIDS/oth intractable disease cont deferox	2 195	14 392	538 134	2 587 093

I.3. IM POR M ENURUT KOM ODITI / IM PORT BY HS COM M ODITY

*** OKTOBER / OKTOBER 2014 ***

H S	Uraian Komoditi Commodity Description	Berat Bersih / Net Weight (Kg)		Nilai / Value C.I.F (US\$)	
		Bulan ini Current Month	Kumulatif Cum.Jan. to date	Bulan ini Current Month	Kumulatif Cum.Jan. to date
3004908200	Anti HIV/ AIDSmedicaments	3 154	20 144	1 212 499	3 686 251
3004908900	Oth medicaments for other intractablediseases oth than HIV/ AIDS	15 091	55 840	15 874 669	64 939 669
3004909100	Oth medicam cont sodium chloride/ glucose, for infusion	614 098	4 973 237	1 360 132	6 959 086
3004909200	Oth medicam cont sorbitol/ salbutamol for infusion	2 139	24 536	65 290	1 393 422
3004909400	Oth medicam cont cimetidine/ ranitidine,oth than for injection/infi	2 518	14 103	612 616	6 244 227
3004909800	Other medicament for herbal medicaments, for retail sale	51 778	723 167	230 213	2 925 375
3004909900	Other medicaments oth than herbal medicaments, for retail sale	1 393 548	9 532 490	20 598 652	216 009 464
3005101000	Adhesive dressing& oth articles w/ adhesive layer,impregnate/ coat	374	413	1 055	3 570
3005109000	Adhesive dressing& oth articles w/ adhesive layer than impreg/ coa	9 621	65 607	106 861	658 581
3005901000	Bandages,impregnated/ coated w/ pharmacysubst,for retail for me	27 474	277 140	307 976	3 538 941
3005902000	Gauze, impregnated/ coated w/ pharmacysubst,for retail for medic	8 034	143 472	246 700	3 120 205
3005909000	Wadding&similar articles,impregnated/ coate w/ pharmacy subst,fc	33 657	167 924	795 713	3 883 446
3006101000	Sterile absorbable surgical/ dental yarn; sterile surgical/ dental adhi	7 075	41 179	519 198	4 562 379
3006109000	Sterile surgical catgut,sterile adhesive tissue for surgicl wound clos	3 449	34 097	842 841	7 907 175
3006200000	Blood-grouping reagents	320	8 781	84 714	2 152 644
3006301000	Barium sulfate (for taking orally)	0	156	0	3 422
3006302000	Reagents of microbial origin of kindsuitabel for veterinary biologic	1 592	9 477	55 113	1 431 730
3006303000	Oth microbial diagnostic reagents	2	264	463	61 903
3006309000	Oth opacifying prep for x-ray exam;othdiagnostic reagents designe	5 292	64 117	244 431	3 439 646
3006401000	Dental cements & oth dental fillings	161	26 845	15 555	747 401
3006402000	Bone reconstruction cements	0	5	0	409
3006500000	First-aid boxes & kits	5	910	74	23 514
3006600000	Chemical contraceptive prep based on hormones/on product heac	944	4 230	70 752	270 916
3006700000	Gel prep designe used in human/ vet medic as lubricant for parts o	23 316	92 764	193 297	544 754
3006929000	Waste pharmaceuticals of medic oth thanfor treatment of cancer,	0	2 089	0	14 162
3101001100	Supplement fertilizers in liquid form,not chemical treat-of solely ve	0	402 542	0	954 232
3101001200	Supplement fertilisers in liquid form,chemical intreated of solely ve	56 464	289 997	14 389	70 093
3101001900	Oth supplement fertilisers chem/ not chem treated oth than liquid	430 000	1 678 250	686 783	2 687 911
3101009100	Suppllement fertilisers, in liquid form, not chemically treated of ani	0	17 989	0	58 308
3101009200	Supplements fertilisers of animal origin(oth than guano), chemical	0	35 751	0	22 196
3101009900	Oth animal/ vegetable fertilisers,mixing/ chemical treat of animal/v	0	45 659	0	297 581
3102100000	Urea, whether/ not in aqueous solution	19 994 000	94 499 764	6 043 708	28 272 056
3102210000	Ammonium sulphate	54 016 978	695 394 593	8 187 439	100 775 352
3102290000	Double salts & mix of ammonium sulphate& ammonium nitrate	20 071	642 504	25 673	750 815
3102300000	Ammonium nitrate, whether/ not in aqueous solutions	7 169 500	128 354 932	3 746 988	68 097 736
3102400000	Mixture of ammonium nitrate with calcium carbonate/ oth inorgan	696 194	2 528 503	245 322	875 446
3102500000	Sodium nitrate	941 000	7 085 978	419 587	3 148 339
3102600000	Double salts & mixtures of calciumnitrate & ammonium nitrate	1 293 243	13 877 246	470 236	4 956 251
3102800000	Mixtures of urea & ammonium nitrate inaqueous or ammoniacal s	0	24	0	331
3102900000	Oth mineral/ chem fertilisers,nitrogenous,incl mixt not specified in	948 079	991 855	206 824	256 578
3103101000	Superphosphates in feed grade	0	243 000	0	81 405
3103109000	Superphosphates not feed grade	48 005 850	546 024 769	14 483 382	160 979 148
3103909000	Other mineral or chemical fertilisers,phosphatic, oth than superph	98 647 643	916 755 581	9 620 638	91 762 184
3104200000	Potassium chloride	198 071 142	2 461 570 822	58 653 798	765 215 028
3104300000	Potassium sulphate	564 030	5 829 254	402 404	3 679 348
3104900000	Other mineral/ chemical fertilisers,potassic,oth than potassium chl	5 376 049	44 788 008	2 126 719	19 382 362
3105102000	Min/chem fert cont 2/3 of nitrogen,phosphorus&potassium,in tab	0	276 754	0	298 812
3105109000	Oth min/chem fert cont 2/3 of nitrogen,phosp&potass,in tabs/sim	773	9 256	25 008	140 980
3105200000	Mineral/ chemical fertiliser contan 3 elements nitrogen,phosphoru	36 934 986	339 232 870	17 627 948	154 095 848
3105300000	Diammonium hydrogenorthophosphate(diammonium phosphate)	23 266 800	166 433 174	11 290 853	76 145 971
3105400000	Ammonium dihydrogenorthophosphate (monoammon phosph)&n	3 896 449	12 579 078	1 810 500	5 935 516
3105510000	Oth mineral/chemical fertilisers contain nitrates & phosphates	44 162	47 964	65 344	97 907
3105590000	Oth mineral/ chemical fertilisers contain nitrogen&fosfor, than nitr	527 257	27 475 606	703 142	13 729 214
3105600000	Mineral/ chemical fertilisers contain 2fertilising element phosphori	0	53 922	0	48 118
3105900000	Oth mineral/chemical fertiliser cont 2/3elements nitrogen,phosph	1 243 499	28 428 749	710 533	11 207 374
3201100000	Quebracho extract	0	99 344	0	217 977
3201200000	Wattle extract	17 500	387 804	32 198	647 599
3201909000	Oth tanning extract of vegetable origin;tannine & their salts,esters	13 805	103 614	55 543	380 513
3202100000	Synthetic organic tanning substances	299 106	2 638 212	499 271	5 105 910
3202900000	Inorganic tanning subst;tanning prep whe/ not cont natura tanning	295 386	2 667 639	427 393	4 250 324
3203001000	Coloring matter of vegetable or animalsuitable for use in food/drir	12 985	130 227	241 858	2 339 662
3203009000	Coloring matter of vegetable/ animal notsuitable for use in food/di	2 836	54 139	120 758	978 965
3204111000	Disperse dyes & preparations based thereon, crude	863 771	10 730 874	3 580 296	54 967 212
3204119000	Disperse dyes & preparations based thereon, oth than crude	1 017 168	10 405 162	6 914 684	80 024 632

I.3. IM POR M ENURUT KOM ODITI / IM PORT BY HS COM M ODITY

*** OKTOBER / OKTOBER 2014 ***

H S	Uraian Komoditi Commodity Description	Berat Bersih / Net Weight (Kg)		Nilai / Value C.I.F (US\$)	
		Bulan ini Current Month	Kumulatif Cum.Jan. to date	Bulan ini Current Month	Kumulatif Cum.Jan. to date
3204121000	Acid dyes whether or not premetallised & preparations based ther	24 210	768 605	248 938	5 117 446
3204129000	Mordant dyes& preparations based thereon	136 192	500 449	593 360	3 328 500
3204130000	Basic dyes & preparations based thereon	90 082	726 109	137 928	2 217 038
3204140000	Direct dyes & preparations based thereon	364 004	4 746 548	2 404 554	27 187 482
3204150000	Vat dyes(incl those usable in that state as pigments) &preparation	205 348	2 838 267	796 219	14 954 386
3204160000	Reactive dyes&preparations based thereon	910 342	11 520 816	5 999 392	75 043 740
3204170010	Synthetic organic pigment in powder form	807 327	7 800 815	6 789 279	69 042 920
3204170090	Other pigment&preparations based thereonoth than in powder fo	872 984	7 517 056	5 081 567	42 176 505
3204190000	Oth synth organic coloring matter, inclmix of color subhead 3204.1	295 225	4 197 615	1 151 449	15 756 933
3204200000	Synthetic organic prods of a kind usedas fluorescent brightening a	338 849	4 534 750	2 004 663	21 669 932
3204900000	Oth synthetic organic coloring, matter,w/ or not chemically define	173 583	1 403 496	653 588	6 942 379
3205000000	Color lakes;preparations as specified inthis chap based on color lak	52 171	820 010	311 188	4 401 496
3206111000	Pigment base on titanium dioxide contain by weight _ 80 % on dry	6 085 013	56 015 376	15 846 653	146 317 131
3206119000	Preparate base on titanium dioxide contain by weight _ 80 % on di	970 343	7 249 815	2 180 661	19 624 951
3206191000	Pigment base on titanium dioxide contain by weight < 80 % on dry	68 504	920 443	447 110	5 174 148
3206199000	Preparate base on titanium dioxide contain by weight < 80 % on di	129 406	1 238 471	694 327	6 096 152
3206201000	Chrome yellow,chrome green,molybdateorange/ red base on chro	181 874	1 354 249	679 584	5 516 234
3206209000	Oth pigments & preparations based onchromium compounds	611	98 934	48 080	1 082 335
3206411000	Preparations based on ultramarine	4 858	68 128	30 054	338 595
3206419000	Ultramarine	117 249	1 491 190	284 012	3 207 649
3206421000	Preparations based on zinc sulphide	10 000	125 473	13 000	98 218
3206429000	Litophone & oth pigments based on zincsulphide	0	190 579	0	209 765
3206491000	Preparations of other colouring matter	209 110	1 978 167	698 200	7 795 707
3206499000	Other colouring matter other than ultramarine & lithopone	379 987	3 386 338	1 906 212	19 775 603
3206501000	Preparations of inorganic pigment of akind used as luminophores	8 579	250 322	72 209	1 998 658
3206509000	Oth inorganic pigment/ colouring matterof a kind used as luminopl	126 892	1 102 209	309 336	2 784 078
3207100000	Prepared pigments, prep opacifiers prepcolors & similar prep	841 648	12 330 899	2 204 634	32 627 353
3207201000	Enamel frits	1 242 692	8 284 078	885 214	6 950 440
3207209000	Oth vitrifiable enamels & glazes, engobe (slips) similar prep	1 467 885	18 489 990	1 281 645	13 319 164
3207300000	Liquid lustres & similar preparations	40 461	448 438	283 281	3 054 728
3207400000	Glass frit & oth glass, in the form ofpowder granules or flakes	10 125 288	99 010 659	4 625 712	47 994 721
3208101100	Varnishes>100-c hr, based on polyesterfor dental use, dispersed in	61	817	351	5 906
3208101900	Oth varnishes based on polyesters <100-c hr,disper in a nonaqueo	51 466	527 658	278 026	2 680 262
3208109000	Other paints & varnishe (incl enamels & lacquers)polyester dispers	378 983	3 818 654	1 850 895	18 985 225
3208204000	Anti-fouling/ anti-corrosive paints forships hull base on acrylic/ viny	131 645	1 233 867	437 153	4 946 098
3208207000	Varnishes (including lacquers), of akind used in dentistry	0	103 906	0	396 735
3208209000	Other paints & varnishes (incl enamels& lacquers) based on acrylic	708 526	23 515 946	2 856 938	29 743 765
3208901100	Varnishes (incl.lacquers),exceed >100-cheat-resistant used in dent	1 421	20 779	12 689	156 654
3208901900	Varnishes (incl.lacquers),exceed >100-cheat-resistant used in oth t	447 675	3 765 438	1 852 010	18 313 239
3208902100	Varnishes (incl.lacquers),exceed <100-cheat-resistant used in dent	14 400	14 424	27 680	27 795
3208902900	Varnishes (incl.lacquers),exceed <100-cheat-resistant used in oth t	164 650	1 632 753	1 141 504	13 935 980
3208909000	Oth paints & varnishes disperssad/ dissolved in a nonaqueous med	758 542	6 458 414	3 897 867	32 364 628
3209101000	Varnishes(inc lacquer)>100-c hr-acrylicvinyl polymer, dispersed in	79 902	935 835	248 492	2 451 954
3209104000	Leather paints-based on acrylic or vinyl polymers dispers in a aque	0	3 767	0	20 313
3209105000	Anti-fouling/ corrosive paints for shipshulls based on acrylic/ vynil p	38 339	231 608	74 457	580 110
3209109000	Oth paints & varnishes dispersedaqueous/ dissolved in aqueuos mec	669 812	6 096 377	1 514 316	16 229 337
3209900000	Oth paints based on others varnishesdispers in a aqueous medium	696 858	7 971 315	1 907 151	22 919 634
3210001010	Varnishes (incl lacq) exc > 100-c hrresist of a kind used for finish le	0	400 259	0	1 402 558
3210001090	Varnishes (incl lacq) exc < 100-c hrresist of a kind used for finish le	46 533	372 075	226 060	1 964 557
3210002000	Distempers of a kind used for finishingleather	0	7	0	22
3210003000	Prepared water pigments of a kind usedfor finishing leather	22 556	170 157	62 207	533 680
3210005000	Polyurethane tar coating of a kind usedfor finishing leather	3 915	246 412	43 816	1 447 937
3210009100	Oth anti-fouling/ corr paints for ships,hulls based on polyurethane	4 044	33 011	37 934	112 630
3210009900	Other paints & varnishes of a kind usedfor finishing leather	163 739	1 009 415	779 692	5 209 683
3211000000	Prepared driers	183 655	1 441 531	608 814	4 921 948
3212100000	Stamping foils	114 785	1 578 038	521 990	6 085 689
3212901100	Aluminium paste	167 245	2 144 646	904 043	12 332 737
3212901300	White lead dispersed in oil	38 589	156 219	214 980	891 292
3212901400	Oth pigments of aluminium paste, whitelead dispersed in oil for le	72 729	550 840	353 792	2 925 192
3212901900	Oth than pigments of aluminium paste,white lead dispersed in oil t	64 317	1 293 337	387 158	6 471 876
3212902100	Dyes and oth coloring matter put of informs or packing in the food	200	200	967	967
3212902200	Oth dyes used in the food or drinkindustries	39 550	63 765	18 138	72 188
3212902900	Oth than dyes in the food or drinkindustries	95 722	456 568	616 770	3 853 261
3213100000	Colours in tablet, tube, jar, bottle,pan, similar form or packing for :	43 694	520 049	195 001	2 278 184

I.3. IM POR M ENURUT KOM ODITI / IM PORT BY HS COM M ODITY

*** OKTOBER / OKTOBER 2014 ***

H S	Uraian Komoditi Commodity Description	Berat Bersih / Net Weight (Kg)		Nilai / Value C.I.F (US\$)	
		Bulan ini Current Month	Kumulatif Cum.Jan. to date	Bulan ini Current Month	Kumulatif Cum.Jan. to date
3213900000	Oth color not in tablet, tube, jar,bottle, pan/similar form/packing	1 424	229 094	219 592	1 193 668
3214100000	Glaziers putty, grafting putty, cementscaulking compound	583 915	5 788 697	2 069 000	19 971 493
3214900000	Oth glaziers putty, grafting putty,cements caulking compound	1 258 458	9 139 419	2 080 840	23 752 343
3215111000	Printing uv curable inks-black	14 299	123 938	226 058	1 513 710
3215119000	Printing inks other than uv curableinks- black	284 878	2 608 733	5 025 384	49 315 838
3215190000	Printing inks, other than black	781 725	7 527 314	7 486 433	67 748 729
3215901000	Carbon mass for one time carbon paper	0	18 489	0	53 439
3215906000	Drawing ink and writing ink	21 258	389 035	163 095	4 099 264
3215907000	Ink of a kind suitable for use withduplicating machines of heading	1 511	31 595	11 301	423 076
3215909000	Oth ink of a kind suitable for use withduplicating machines of heac	178 480	1 340 412	1 187 216	9 833 730
3301120000	Essential oils of citrus of orange	24 032	633 874	506 387	5 377 731
3301130000	Essential oils of citrus of lemon	7 761	84 013	259 824	2 543 100
3301190000	Other essential oils of citrus fruit	12 554	253 432	649 826	3 890 534
3301240000	Essential oils - of peppermint(mentha piperita)	21 783	467 548	430 094	10 033 963
3301250000	Essential oils - oth of peppermint(mentha piperita)	2 140	69 612	79 742	1 385 054
3301290010	Oth essential oil of lemon grass,citronella, nutmeg, cinnamon, ging	385	246 312	12 891	3 305 105
3301290090	Oth essential oils-oth thanpharmaceutical grade	425 503	3 728 052	6 461 159	64 282 608
3301300000	Resinoids	845	26 446	10 967	343 559
3301901000	Aqueous distillates & solutions ofessential oils suitable for medicu	274	184 059	7 664	2 800 259
3301909000	Oth essential oils (terpeneless or not),incl concretes& absolutes; r	41 368	930 402	1 187 269	14 959 460
3302109000	Oth mixed of odoriferous of a kind usedin the food or drink indust	294 116	5 295 463	5 214 903	81 763 009
3302900000	Oth prep based on odoriferous substancesfor the manufacture of l	1 586 516	20 062 871	27 388 916	278 711 011
3303000000	Perfumes & toilet waters	246 570	2 359 300	8 599 582	93 447 975
3304100000	Lip make-up preparations	33 880	361 329	977 627	10 922 950
3304200000	Eye make-up preparations	61 460	600 298	1 883 558	18 125 017
3304300000	Manicure or pedicure preparations	12 671	99 482	234 740	1 655 270
3304910000	Beauty or make up preparations powders,whether or not compres	218 686	2 342 100	1 478 266	15 307 853
3304992000	Anti-acne creams	43	6 572	2 896	138 270
3304993000	Oth Face or skin creams & lotions	468 560	4 836 319	6 991 111	66 394 856
3304999000	Oth than anti-acne creams and oth faceor skin creams & lotions	103 799	1 145 873	3 073 840	31 606 042
3305101000	Having anti-fungal shampoo	3 537	56 518	54 904	598 683
3305109000	Oth having anti-fungal shampoo	2 399 119	28 302 084	6 829 620	88 302 341
3305200000	Preparations for permanent waving orstraightening	46 347	308 417	201 246	1 421 336
3305300000	Hair lacquers	83 796	668 654	110 667	1 860 969
3305900000	Others preparations for use on the hair	325 246	3 972 451	1 701 283	22 730 681
3306101000	Prophylactic pastes & powders	393 464	1 732 335	1 923 431	8 654 971
3306109000	Oth prophylactic pastes & powders	0	44 125	0	392 502
3306200000	Yarn used to clean between the teeth(denital-floss)	119	4 313	4 228	150 564
3306900000	Oth yarn used to clean between the teeth(denital-floos)	320 976	1 891 571	863 962	4 208 944
3307100000	Pre-shave, shaving or after-shavepreparations	595	118 340	13 816	617 670
3307200000	Personal deodorants & antiperspirants	299 743	2 083 045	3 019 660	19 571 176
3307300000	Perfumed bath salts & oth bath prep,deodor room incl prep used r	6 815	821 869	92 533	2 089 621
3307411000	Scanted powders (incense) of a kind usedduring religious rites	27 267	780 073	16 952	483 266
3307419000	Oth scanted powder (incease) of a kindused during religious rites	263 804	1 074 112	194 731	1 048 202
3307491000	Room perfuming preparations, whetheror not having disinfectant	19 252	422 098	361 193	4 580 407
3307499000	Oth prep for perfuming or deodor rooms,incl odoriferous preparat	4 616	55 598	32 995	1 180 960
3307901000	Animal toilet preparations	0	24 837	0	123 277
3307903000	Papers & tissues, impregnated or coatedwith perfume or cosmetic	305 428	2 482 483	989 636	6 045 772
3307904000	Other perfumery or cosmetics, includingdepiletorles	4 588	37 065	26 121	290 103
3307905000	Contact lens solution	23 311	437 007	247 350	2 354 713
3307909000	Oth animal toilet prep, paper & tissueother ferfume or cosm, cont	2 280	20 431	7 668	190 582
3401111000	Soap, organic surface-active-for toiletuse-medicated prods	0	162	0	3 674
3401112000	Bath soap	959 514	6 362 963	1 756 092	11 334 397
3401113000	Oth of felt or nonwovens, impregnated,coated or covered with so:	7	2 477	311	29 185
3401119000	Oth medicated prod & oth of felt ornonwovens, impreg, coated w,	1 212	49 768	12 733	249 141
3401191000	Of felt/ nonwovens impregnated, coatedwith soap or detergent	2 609	2 659	8 920	11 115
3401199000	Oth of felt or nonwovens, impregnated,coated or covered with so:	38 320	380 016	15 272	893 115
3401202000	Soap chips	20 777	20 777	446 382	446 382
3401209900	Oth soap of kind used for flotationdeinking or recycled paper	4 709	1 916 627	24 880	4 003 548
3401300000	Org surf-active prod & prep for washingthe skin in the liq/ cream fc	699 664	2 244 000	2 395 380	11 928 472
3402111000	Sulphated fatty alcohols	58 618	933 242	98 277	1 889 725
3402114000	Sulphanated alkylbenzene	434 979	3 924 640	732 348	7 070 012
3402119100	Wetting agents of a kind used in themanufacture of herbicides	87 072	1 329 407	312 253	4 838 955
3402119900	Oth anionic-organic surface-active agentwith or not put up for ret:	765 725	9 927 814	1 477 976	18 744 485

I.3. IM POR M ENURUT KOM ODITI / IM PORT BY HS COM M ODITY

*** OKTOBER / OKTOBER 2014 ***

H S	Uraian Komoditi Commodity Description	Berat Bersih / Net Weight (Kg)		Nilai / Value C.I.F (US\$)	
		Bulan ini Current Month	Kumulatif Cum.Jan. to date	Bulan ini Current Month	Kumulatif Cum.Jan. to date
3402121000	Wetting agents used in the manuf ofherbiced-cationic	47 595	652 856	73 182	1 659 869
3402129000	Oth cationic-organic surface-activeagent with/not put up for retail	1 210 403	12 317 835	2 878 766	29 868 091
3402131000	Hydroxyl-terminated polybutadiene	74 717	2 016 118	265 331	7 410 397
3402139000	Oth hydroxil-terminated polybutadiene	2 492 868	30 091 564	5 824 401	72 374 584
3402191000	Organic surface active of a kindsuitable for use in fire extinguishing	1 446	175 348	3 846	409 887
3402199000	Oth organic surface-active of kindsuitable for use in fire extinguish	896 978	9 753 103	2 111 379	29 232 491
3402201100	Anionic surface active prep. in liquidform-put up for retail sale	161 341	2 215 504	251 074	3 441 572
3402201200	Anionic washing prep & cleaning prep,incl bleach cleans,liquid forr	42 324	1 097 754	368 295	3 208 919
3402201300	Oth surface active preparations- inliquid form, for retail sale	1	123 009	1	223 418
3402201900	Oth wash prep & clean prep,incl bleachcleans & degreas prep,liqui	97 347	947 642	557 196	5 715 616
3402209100	Anionic surface active prep. oth than inliquid form-for retail sale	107 406	303 745	69 655	233 803
3402209200	Anionic washing prep & clean prep, inclbleach, cleans-oth than liqu	365 053	4 384 866	310 935	4 046 166
3402209300	Oth surface active preparations	0	1 049	0	6 531
3402209900	Oth wash prep & clean prep /cleaningprep incl bleaching, cleansin	87 408	3 663 628	221 210	6 444 080
3402901100	Wetting agents of anionic surface activepreparations	173 756	1 799 169	630 657	5 736 249
3402901200	Oth anionic wash prep not wetting agents	896 037	11 729 148	2 256 761	26 813 370
3402901300	Anionic washing prep.or cleaning inclbleaching, cleansing or degre	861 045	4 833 689	1 098 809	9 771 833
3402901400	Wetting agents of other surface activepreparations	20 621	360 238	38 033	769 922
3402901500	Oth organic surface active in liquidform, not wetting agents	183 720	1 632 138	726 742	5 918 160
3402901900	Oth wash prep or clean prep, incl bleachcleans or degreasing prep	197 740	2 843 878	502 629	9 845 354
3402909100	Wetting agents of anionic surface activepreparations	22 168	415 867	78 578	1 284 410
3402909200	Anionic wash prep & clean prep,inclbleach,cleans-not liquid-not re	50 475	626 198	228 805	2 658 468
3402909300	Anionic surface-active prep,not liquidform not for retail sale	76 177	753 233	135 127	1 749 992
3402909400	Anionic surface-active prep, not liquidform, wetting agent not for	3 193	74 340	11 321	265 142
3402909500	Anionic surface-active prep, not liquidform,not wett agent not for	137 556	1 973 735	348 733	5 110 882
3402909900	Oth wash/lean prep,incl bleach cleansoth than liquid-not for retail	29 763	402 275	80 372	1 525 152
3403111100	Liquid lubricating oil prep, for treatmof textile,or oth material, con	66 840	984 968	229 716	2 762 852
3403111900	Oth liquid preprtion for the treatmenttextile or oth materials, cont	10 538	235 350	44 245	889 604
3403119000	Oth prep for the treatment of textile materials,oth than liquid,con	285 081	3 787 208	729 814	9 451 583
3403191100	Liquid oil for aircraft engine contpetroils/ oils obtain. bituminous m	0	34 742	0	229 949
3403191200	Oth liquid prep content silicone oil,cont petrole oils,or bituminous	5 162	149 996	20 196	767 245
3403191900	Oth liquid for other purposes contpetrol oil or bituminous mineral	1 614 905	13 649 179	4 150 505	35 250 292
3403199000	Oth lubricating prep cont petroleum oil	219 740	3 333 135	936 781	16 389 356
3403911100	Liquid prep cont silicone oil-for treatof textile,or oth matt,not cont	50 890	510 520	239 908	2 163 585
3403911900	Liquid prep for treatment of textilemater,not cont petroleum oil &	150 851	2 351 909	496 780	6 962 105
3403919000	Liquid preparat for treatment of textilor the material, not cont pet	891 389	8 040 503	2 421 495	22 094 199
3403991100	Liquid oil for aircraft engine not contpetroleum oils or oils obtain t	4	18 511	718	55 669
3403991200	Oth liquid prep content silicone oilcont petrol oil,or bituminous mi	0	121 756	0	334 518
3403991900	Oth liquid for other purpose not contpetroleum oil or bituminous	81 226	716 892	295 209	2 690 322
3403999000	Preparat for treat of textile,leatheroth mater,not cont petrol oil,nc	553 597	5 198 190	3 187 761	29 729 444
3404200000	Artificial waxes & prepared waxes,ofpoly(oxyethylene) (polyethylene	594 434	4 391 522	1 467 749	11 049 877
3404901000	Oth artificial waxes & prepared waxes.	20 438	254 749	48 100	845 113
3404909000	Oth artificial waxes & prepared waxes.	1 411 621	12 956 839	3 393 906	31 597 025
3405100000	Polishes, creams & similar preparat forwear or leather	7 027	156 179	50 724	894 601
3405200000	Polishes,creams & similar prep for themaintenance of wooden fur	2 682	21 917	25 287	195 315
3405300000	Polishes & similar prep for coachwork,oth than metal polishes	50 366	773 539	141 625	2 028 127
3405401000	Abrasive lapping & honing,in the form offlour,scouring pastes & pc	1 601	37 389	9 476	76 841
3405409000	Oth scouring pastes & powders & othscouring preparations	18 894	156 946	106 850	1 004 348
3405901000	Metal polishers	8 176	211 263	40 173	460 953
3405909000	Oth polishes & cream, for footwear,furniture, floors	14 141	203 245	34 220	400 105
3406000000	Candles, tapers & the like	106 750	823 474	184 741	1 703 832
3407001000	Modelling pastes, incl those put up forchildrens amusement	5 342	220 132	52 958	754 850
3407002000	Prep known as ""dental wax"", in sets,packings,retail sale or in pla	0	216	0	4 349
3407003000	Other preparations for use in dentistry,with a basis of plaster of ca	87	22 269	1 582	180 853
3501100000	Casein	290 125	2 048 037	2 971 885	22 022 081
3501901000	Caseinates & other casein derivatives	285 170	2 429 427	3 282 887	29 435 899
3501902000	Casein glues	6	70	1 298	9 211
3502110000	Egg albumin - dried	10 000	103 767	120 000	990 451
3502190000	Egg albumin - oth than dried	0	1 860	0	17 333
3502200000	Milk albumin,incl concentrates of >= 2whey proteins	36 000	517 003	391 800	6 047 887
3502900000	Oth egg albumin	503	2 252	21 663	110 172
3503001100	Glues of fish glues	130	1 834	650	9 101
3503001900	Glues of oth than fish glues	10 410	160 465	75 153	365 260
3503003000	Isinglass	1 162	22 146	7 950	126 635

I.3. IM POR M ENURUT KOM ODITI / IM PORT BY HS COM M ODITY

*** OKTOBER / OKTOBER 2014 ***

H S	Uraian Komoditi Commodity Description	Berat Bersih / Net Weight (Kg)		Nilai / Value C.I.F (US\$)	
		Bulan ini Current Month	Kumulatif Cum.Jan. to date	Bulan ini Current Month	Kumulatif Cum.Jan. to date
3503004100	Gelatin in powder form with bloating level a-250 or b-230 or higher	17 503	243 946	153 837	1 995 954
3503004900	Oth gelatin derivatives, isinglass, oth glue of animal origin, excl casein	259 902	3 349 623	2 071 074	26 457 676
3504000000	Peptones and their derivatives, oth protein substances and their	647 828	4 389 261	2 837 880	21 320 963
3505101000	Dextrins, soluble or roasted starches	1 207 159	9 805 806	1 052 454	9 794 137
3505109000	Oth dextrins & oth modified starches	7 686 551	82 431 802	7 464 725	77 857 138
3505200000	Glues based on starches/dextrins	405 912	4 855 603	638 920	8 407 157
3506100000	Prods suitable for use as glues/adhesive for ret sale as glues/adhes	468 463	4 134 164	1 545 672	15 770 364
3506910000	Adhesives based on polymers of heading 39.01 to 39.13 or on rubb	2 650 978	26 038 813	8 315 729	83 466 753
3506990000	Oth adhesives based on polymers of headings 39.01 to 39.13 or on	1 945 108	17 819 411	6 165 989	62 137 193
3507100000	Rennet & concentrates thereof	0	129	0	12 448
3507900000	Oth enzymes; prepared enzymes nes or include	258 560	6 387 059	1 520 065	23 436 099
3601000000	Propellent powders	42 209	156 286	1 138 826	3 687 834
3602000000	Prepared explosive, oth than propellent powders	89 917	1 354 162	1 286 326	15 918 235
3603001000	Semi-fuses, elemented caps, signal tubes	112	292	68	10 713
3603002000	Safety fuses or detonating fuses	0	280 540	0	3 660 936
3603009000	Oth safety fuses, detonat fuses, percussion detonat caps, igniters, el	220 456	1 941 808	6 120 648	45 353 533
3604100000	Firecrackers and other fireworks	1 421 801	18 041 101	1 961 618	23 117 649
3604903000	Signalling flares or rockets	0	6	0	9 853
3604909000	Oth miniatu pyrotechnic munitions & percussions cap for toy, sign	0	85 654	0	488 357
3605000000	Matches ,oth than pyrotechnic article of 36.04	0	60	0	212
3606100000	Liquid/liquified-gas fuel in containers used for filling or refilling <= 3	1 282	51 846	5 415	64 224
3606901000	Solid or semi-solid fuels, solidified alcohol & oth similar prepared fu	0	2 180	0	10 208
3606902000	Lighter flints	78	54 978	712	897 989
3606904000	Resin torches, firelighters & the like	8	6 825	280	24 946
3606909000	Oth solid or semi-solid fuels, solidified alc & oth similiar prep fuels	1 069	17 909	4 580	159 507
3701100000	Photographic plates & film in the flatsensitised for x-ray	55 152	513 679	1 116 638	11 657 032
3701200000	Photographic plates & film in the flatsensitised for instants print fil	161	14 548	1 526	1 176 832
3701300000	Oth plates & film, with any side > 255 mm	306 675	4 033 703	1 295 493	16 513 656
3701911000	Photo plates & film in the flatsensitised suitable for use in the prin	233	5 975	2 019	23 206
3701919000	Oth photo plates & film in the flatsensitised suitable for use in the	0	7 437	0	18 919
3701991000	Oth plats & film photogrhap (polychrome) specially manuf for print	128 897	1 035 580	113 374	1 160 563
3701999000	Oth polychrome suitable for use in the printing industry	421	37 609	7 052	410 032
3702100000	Photographic film in rolls, sensitised for x-ray	0	7 226	0	634 417
3702310000	Photographic film in rolls, sensitised for colour photography	0	1	0	49
3702320090	Oth photo film in roll, sensitised suitable for use in medical, surgical	9	17 101	509	55 453
3702390010	Infra red transparent film	0	1 302	0	17 656
3702390090	Oth film, without perforat, of a width < 105 mm	28	2 875	240	74 228
3702420090	Film oth than for color photogr, width > 610 mm, length > 200 m	0	1	0	1
3702430090	Oth film, width > 610 mm, length < 200 m specially prepared for me	7 737	10 536	51 343	105 483
3702440010	Infra red transparent film, 105 mm < width < 610 mm	0	21 723	0	170 115
3702440090	Oth film, 105 mm < width < 610 mm, specially prepared for medical su	3 297	102 694	84 780	974 541
3702530000	Film for color photo 16 mm < width < 35 mm, length < 30 m for slides	0	35	0	606
3702979000	Oth film width < 35 mm, length > 30 suitable for use in cinematograph	63	185	1 325	3 641
3702989000	Oth film oth than for color photography	0	569	0	6 857
3703101000	Photographic paper, paperboard & textil, unexposed, rolls, width of	0	23 928	0	99 549
3703109000	Photographic paper, paperboard & textil, unexposed, rolls, width of	43 323	708 458	314 836	4 499 405
3703200000	Oth photograph paper, sensitis, unex-posed for color photography	194 252	1 504 063	821 443	9 075 012
3703900000	Oth photograph paper, paperboard & textsensitised, unexposed.	18 687	254 397	53 049	744 146
3704001000	Plate & film for x-ray, unexposed but not developed	0	3 440	0	69 950
3704009000	Oth photograph plates, film, paper, paper-board & textiles, expos bu	341	24 539	2 113	71 723
3705100000	Photograph plates & film, exposed & developed, for offset reprodu	8 447	67 714	25 595	122 818
3705901000	Photograph plates & film, exposed & developed for x-ray	11 504	12 074	11 898	117 404
3705902000	Microfilms, exposed and developed	0	59	0	47 534
3705909000	Oth photograph plates & film, expos & developed, oth than cinemat	68 499	465 836	85 965	1 577 667
3706103000	Cinematograph film, expos & develop, of width >= 35 mm, with pictur	0	3	0	32
3706109000	Oth cinematograph film, expos & developed of a width >= 35 mm	35	925	4 308	89 295
3706901000	Newsreels, travelog, technical & scientific film, expose & develop, of a v	0	3	0	206
3706903000	Oth cinematographic film, expos & develop with or not incorporatin	0	55	0	3 305
3706904000	Cinematographic film, expos & develop < 35 mm, only of sound tra	0	31	0	635
3706909000	Oth cinematgrphic film, expos & develop with or not incorporating	2	272	19	11 059
3707100000	Sensitising emulsion, for photo use (oth than varnishes, glue, adhes	14 974	59 491	67 536	330 648
3707901000	Flashlight materials, unmixed prods for photo uses, put up in meas	0	99 485	0	240 292
3707909000	Oth chemical prep for photographic uses, put in measur portions, r	242 069	2 217 281	1 170 227	10 636 747
3801100000	Artificial graphit, in the form of paste blocks, plates or oth semiman	340 749	4 439 238	903 998	7 143 023

I.3. IM POR M ENURUT KOM ODITI / IM PORT BY HS COM M ODITY

*** OKTOBER / OKTOBER 2014 ***

H S	Uraian Komoditi Commodity Description	Berat Bersih / Net Weight (Kg)		Nilai / Value C.I.F (US\$)	
		Bulan ini Current Month	Kumulatif Cum.Jan. to date	Bulan ini Current Month	Kumulatif Cum.Jan. to date
3801200000	Colloidal/ semi-colloidal graphite, inpastes,blocks,plates or oth serr	1 845	17 044	20 526	151 594
3801300000	Carbonaceous pastes for electrodes & similar paste & for furnace li	1 608 353	9 499 036	1 056 821	5 967 329
3801900000	Oth artificial graphit;colloidal or semigraphite,pastes, blocks or pla	508 062	2 968 345	624 975	4 416 318
3802100000	Activated carbon, including spent animalblack	658 737	7 510 895	1 443 653	14 601 275
3802901000	Activated bauxite, including spentanimal black	144 000	958 692	48 240	883 716
3802902000	Activated clays & activated earth, inclspent animal black	44 263	1 372 688	43 218	936 931
3802909000	Oth activat natural mineral prod,animalblack include spent animal	1 009 235	10 671 969	543 148	6 346 953
3803000000	Tall oil, whether or not refined	29 715	73 701	56 216	138 296
3804001000	Concentrated sulphite lye	445 625	2 510 442	318 914	1 872 990
3804009000	Oth residual lyes from woodpulp with ornot concentrat,desugar /	882 032	8 776 595	1 096 931	11 848 468
3805100000	Gum, wood or sulphate turpentine oils	17 707	191 339	33 863	417 615
3805900000	Oth terpenic oil produc by the distillat of coniferous wood & oth cr	164 500	1 795 117	449 231	4 893 400
3806100000	Rosin & resin acids	25 865	1 668 067	85 697	7 480 544
3806200000	Salt of rosin,of resin acid, of drv orresin acid,oth than salt of rosin ;	21	160 789	512	524 522
3806301000	Ester gums - in blocks	19 500	273 000	56 550	845 715
3806309000	Ester gums - in oth forms	97 268	871 969	323 954	3 547 391
3806901000	Run gums in blocks	0	55 660	0	171 955
3806909000	Oth derivates rosin & resin acids theereo	501 756	5 192 972	1 160 945	12 421 816
3807000000	Wood tar, wood tar oils, wood creosote,wood naphtha, vegetable	30	77 678	12 456	180 779
3808501000	Insecticides, in subhd note 1	149 984	1 961 766	741 101	10 717 000
3808502100	Fungicides in aerosol containers	792	63 367	6 165	808 745
3808502900	Oth fungicides in aerosol containers	96 623	1 648 740	639 758	5 897 652
3808503900	Oth herbicides in aerosol containers	109 127	919 095	201 757	2 923 804
3808504000	Herbicides, anti-sprouting products subhnote 1	60 431	788 661	97 400	2 523 899
3808505000	Herbicides plant-growth reg subhd note 1	9 375	145 353	18 678	582 458
3808506000	Disinfectants, subhd note 1	11 138	379 726	55 600	1 650 536
3808509900	Oth disinfec,smlar prod,put up in form/pack for ret sale,subhd1,nc	4 009	31 009	36 442	205 085
3808911100	Intermediate preparation for the mnfactof insecticides cont 2-(1-M	0	50 543	0	95 900
3808911900	Oth intermediate preparatfor the mnfactof insecticides cont 2-(1-M	473 318	4 302 956	3 516 775	31 235 453
3808912000	Intermediate preparation for the mnfactof insecticides of mosquit	50	60 900	1 091	89 512
3808913000	Intermediate preparation for the mnfactof insecticides of mosquit	0	3 000	0	4 460
3808919100	Insecticides in aerosol containers havina deodorosing function	0	224 677	0	223 581
3808919200	Oth insecticides in aerosol containershaving a deodorosing functio	24 554	514 627	63 525	1 373 105
3808919300	Oth insecticides in oth aerosol containehaving a deodorosing funci	61 516	327 212	275 676	2 491 117
3808919900	Oth insecticides in oth aerosol containehaving oth function	567 858	6 217 688	6 808 334	80 856 385
3808921900	Oth fungicides, in aerosol container w/avalidamycin cont<3% netti	91 316	1 383 698	245 826	4 284 688
3808929000	Oth fungicides, in aerosol container	870 805	9 708 174	4 606 334	65 813 212
3808931100	Herbicides, anti-sprouting product andplant-growth regulator in ae	11 000	15 000	78 700	97 900
3808931900	Oth herbicides,anti-sprouting product & plant-growth regulator in ;	2 314 298	25 258 969	6 913 984	102 982 368
3808932000	Herbicides, anti-sprouting products notsubhd note 1	0	456 176	0	1 080 740
3808933000	Herbicides, plant-growth regulator, notsubhd note 1	361 435	3 123 471	1 036 085	8 930 273
3808941000	Disinfectants containing mixtures of coal tar acid and alkalis	0	11 998	0	45 868
3808942000	Oth disinfectants containing mixtures ofcoal tar acid and alkalis in	0	3 569	0	23 893
3808949000	Oth disinfectants containing mixtures ofcoal tar acid and alkalis	82 970	1 819 824	370 892	7 100 396
3808991000	Wood preserv containing insecticides orfungicides	17	282 032	16 550	375 725
3808999000	Oth wood preserv containing insecticidesor fungicides	298 647	2 123 881	738 603	5 859 884
3809100000	Finish agent,dye carriers to accele witha basis of amylaceous subst	112 955	2 950 878	194 605	2 941 929
3809911000	Finish agent,dye carriers to accele kindused in the textile or like inc	10 242 236	60 670 256	14 498 938	80 932 803
3809919000	Softening of finish agent,dye carrier toaccele kind used in the tex/	928 678	10 851 733	2 512 648	29 169 783
3809920000	Oth finish agent,dye carriers to accelekind used in the paper or lik	1 750 091	21 956 822	3 445 779	43 734 939
3809930000	Oth finish agent,dye carriers to accelekind used in the leather or lil	263 409	2 982 114	796 623	8 838 354
3810100000	Pickling prep for metal surfac,soldering, brazing, welding powders	424 190	8 140 447	2 090 333	32 648 776
3810900000	Other prep of a kind used as cores orcoating for weld electrodes o	684 513	5 700 564	1 819 367	17 745 301
3811110000	Anti-knock preparation, based on leadbased on lead compound	338	2 166	4 273	18 964
3811190000	Oth anti-knock preparations	88 637	1 154 932	467 308	5 755 146
3811211000	Additive for lubricat oils,cont petroloil & oil obtain from bitumin,rc	7 306	137 392	27 977	1 004 869
3811219000	Additive for lubricat oils,cont petroloil & oil obtain from bitumin,n	4 352 549	42 083 964	16 398 032	160 590 809
3811290000	Oth additive for lubricat oils,contpetrol oil & oil obtain from otmn	103 336	1 340 840	346 113	4 665 759
3811901000	Anti knock prep, rust preventativ & corrosion inhibitors	274 304	2 263 924	991 856	10 055 665
3811909000	Oth anti-knock prep.,for mineral oilliquid used as mineral oils	519 119	5 520 577	2 411 188	20 048 742
3812100000	Prepared rubber accelerators	1 907 251	20 030 148	5 590 363	55 680 903
3812200000	Compound plasticisers for rubber orplastics	1 426 579	12 051 414	2 305 381	19 293 036
3812300000	Anti oxidising prep & oth compoundstabilisers for rubber or plastic	3 361 403	27 883 155	8 461 443	73 243 586
3813000000	Prep. & charge for fire-extinguishercharged fire-extinguishing gren	280 306	2 538 065	777 277	5 010 167

I.3. IM POR M ENURUT KOM ODITI / IM PORT BY HS COM M ODITY

*** OKTOBER / OKTOBER 2014 ***

H S	Uraian Komoditi Commodity Description	Berat Bersih / Net Weight (Kg)		Nilai / Value C.I.F (US\$)	
		Bulan ini Current Month	Kumulatif Cum.Jan. to date	Bulan ini Current Month	Kumulatif Cum.Jan. to date
3814000000	Organic composite solvents & thinners,prepared paint or varnish r	754 431	8 811 888	1 645 614	25 987 721
3815110000	Supported catalyst,with nickel/nickelcompounds as the active sub:	270 059	900 075	7 125 956	13 709 099
3815120000	Supported catalyst, with precious metalcompounds as the active s	91 282	330 696	4 248 092	16 138 352
3815190000	Oth supported catalysts	207 928	2 995 968	1 394 451	28 562 149
3815900000	Oth reaction initiators,reactionaccelerators catalytic prep, nes or ii	3 293 132	15 587 584	12 831 999	82 016 156
3816001000	Refractory cements	2 001 539	22 022 123	1 554 000	17 468 423
3816009000	Oth refractory cements	3 886 643	26 062 328	3 236 728	22 978 858
3817000000	Mixed alkylbenzenes & mixed alkyl naphthalenes oth than head 27	2 103 896	43 463 170	3 914 857	81 710 582
3818000000	Wafers/ discs with silicon content	30 289	334 142	3 424 912	59 790 845
3819000000	Hyd brake fluid&oth for hyd trnsmsionwhether or not cont<70%1	154 474	2 009 951	550 881	5 487 724
3820000000	Anti-freezing preparations & preparedand prepared de-icing fluids	246 164	2 482 781	650 891	6 041 537
3821001000	Prepared culture media for developmentof micro organics	7 765	77 027	280 486	3 530 722
3821009000	Oth prepared culture media fordevelopment of micro organics	2 866	18 627	69 409	518 338
3822001000	Plate,sheet,film, foil&strip of plasticimpreghtd/ coated with diag re	17 597	271 105	1 543 211	14 425 641
3822002000	Paperboard,cellulose wadding & web fibreimpreghtd/ coated with	13 444	70 190	1 117 087	4 567 420
3822003000	Sterilisation indicator strips and tapes	4 470	96 152	162 965	1 999 601
3822009000	Oth diagnostic/lab reagents & preparedwhether or not head 30.02	290 320	1 964 834	6 622 324	51 746 409
3823110000	Stearic acids	536 672	4 801 839	595 813	5 583 352
3823120000	Oleic acids	47 276	211 207	86 792	380 717
3823130000	Tall oils fatty acids	157 011	2 283 539	248 064	3 187 039
3823191000	Acids oil from refining	0	1 476	0	38 449
3823199000	Oth industrial monocarboxylic fatty acid	533 239	6 812 375	791 446	10 975 216
3823701000	Industry fatty alcohols in the form of wax	6 581	94 205	20 023	391 583
3823709000	Oth industry fatty alcohols in the form of wax	2 428 244	18 116 667	3 259 801	31 775 159
3824100000	Prepared binders for foundry moulds or core	1 139 992	5 684 663	1 967 708	9 463 907
3824300000	Non-agglomerated metal carbides mixedtogether with metallic bir	64 776	116 527	156 710	801 372
3824400000	Prepared additives for cements, mortars or concretes	3 266 388	29 785 331	6 189 725	70 754 397
3824500000	Non-refractory mortars & concretes	48 418	3 387 722	54 532	1 902 130
3824600000	Sorbitol oth than that of subheading 2905.44	533 903	3 968 411	334 011	2 590 390
3824719000	Oth mix cont halogenated, drv methane, ethane cont cfc, pfcs, hf	9 122	23 243	250 125	626 145
3824720000	Mix cont halogenated, drv methane,ethane cont bromochlorodi(tr	0	4 471	0	111 019
3824730000	Mix cont halogenated, drv methane,ethane containing hbfc	1 766	21 438	51 262	756 574
3824749000	Oth mix cont halogen,drv methane,ethanecont hbfc<70% petro o	75 616	488 639	289 263	2 119 146
3824750000	Mix cont halogenated, drv methane,ethanecontaining carbon tetr	453	42 907	20 210	193 446
3824760000	Mix cont halogenated,drv methane,ethanecont 1,1,1-3-chloroetha	0	2 438	0	11 720
3824770000	Mix cont halogenated, drv methane,ethanecont bromomethane /	0	16 000	0	19 040
3824780000	Mix cont halogenated, drv methane,ethanecont pfcs or hbfc but nc	23 158	180 625	128 600	1 053 506
3824790000	Other mix cont halogenated, drv methane,ethane	380 293	4 228 304	1 497 777	15 805 226
3824810000	Mix & preparation containing oxirane(ethylene oxide)	53 380	403 890	136 325	1 182 326
3824820000	Mix & preparation containing pbbs, PCBs, PCTs	500	95 734	8 338	577 816
3824830000	Mixtures & preparation containing tris(2,3-dibromopropyl) phosph	0	147 435	0	274 377
3824901000	Ink removers, stencil correctors & oth,corrector fluids in package	208 740	1 744 491	625 123	6 050 132
3824903000	Copying pastes with a basis of gelatinpresented in bulk/ ready to u:	40 894	562 273	120 997	2 780 859
3824904000	Composite inorganic solvents	695 630	6 213 562	2 271 125	23 378 207
3824905000	Acetone oil	5 126	82 301	44 548	619 902
3824906000	Preparations/ mixtures cont monosodiumglutamate	102 741	1 202 418	298 904	4 409 846
3824907000	Mixtures of chemical, of a kind used inmanufactured of foodstuff	948 947	7 263 462	3 232 337	26 665 582
3824909100	Naphthenic acids, their water insolublesalts and their esters	528 313	5 811 221	1 611 623	15 163 811
3824909900	Oth prods & preparations cont cfc-11,12,115, and halon	1 536 015	38 991 876	6 932 012	57 775 816
3825500000	Waste of metal pickling liquor, hydraulicbrake flinds, anti freeze flin	0	9	0	128
3825690000	Oth waste from chemical/allied industoth than cont.organic consti	0	44	0	3 196
3826001000	Coconut methyl ester (CME)	0	140	0	2 046
3901101200	Linier Low Density Polyethylene in theform of liquids or pastes	88 400	1 546 082	144 558	2 701 864
3901101900	Oth linier Low Density Polyethylene inthe form of liquids or pastes	2 418 599	18 191 157	4 985 896	36 704 839
3901109200	Polyethylene having a specific gravity <0.94 in oth form	12 967 544	149 087 512	20 162 250	226 564 967
3901109910	Low Density Polyethylene	16 651 341	165 393 785	28 678 910	278 661 753
3901109990	Oth low Density Polyethylene	2 184 977	13 380 684	4 237 620	27 628 033
3901200000	Polyethylene having a specific gravity0.94 or more	27 846 127	228 829 847	45 758 690	367 341 247
3901300000	Ethylene-vinyl acetate copolymers	6 817 061	50 581 665	11 135 811	85 597 979
3901904000	Polymers of ethylene in dispersions	273 881	4 406 027	506 360	7 713 724
3901909000	Oth polymers of ethylene in oth form	8 006 255	85 484 214	16 324 964	170 897 831
3902103000	Polypropylene in oth form	42 885	672 420	36 464	741 058
3902109010	Polypropylene in dispersion	47 992	1 025 103	119 302	2 605 456
3902109020	Polypropylene in granule form	64 674 932	475 656 527	101 253 737	731 853 221

I.3. IM POR M ENURUT KOM ODITI / IM PORT BY HS COM M ODITY
***** OKTOBER / OKTOBER 2014 *****

H S	Uraian Komoditi Commodity Description	Berat Bersih / Net Weight (Kg)		Nilai / Value C.I.F (US\$)	
		Bulan ini Current Month	Kumulatif Cum.Jan. to date	Bulan ini Current Month	Kumulatif Cum.Jan. to date
3902109090	Polypropylene in oth form	5 511 761	40 126 459	10 294 165	76 794 401
3902200010	Polysobutylene liquids/ pastes	83 615	1 681 078	219 980	5 307 958
3902200090	Polysobutylene in oth forms	113 122	982 787	434 299	3 290 009
3902303000	Propylene copolymers in liquid or pastes	116 078	1 010 477	716 050	5 563 298
3902309010	Propylene copolymers in granule	23 050 557	243 658 388	40 441 566	417 575 057
3902309090	Propylene copolymers in other forms	495 218	8 223 136	1 018 504	14 449 360
3902901000	Oth polymers of propylene in oth form	80 153	676 017	251 657	2 204 345
3902909010	Oth polymers of propylene in liquid or pastes	1 008	301 692	7 735	1 180 836
3902909090	Oth polymers of propylene in oth form	837 324	6 047 035	2 106 669	17 053 593
3903111000	Expansible polymers of styrene in granule	1 366 815	12 663 161	2 851 707	27 525 822
3903119000	Oth expansible polymers of styrene in granule	681 930	4 628 040	1 493 146	10 202 253
3903191000	Unexpansible polymers of styrene in dispersions	18 436	833 858	38 524	1 353 794
3903192100	High impact polystyrene in granules	2 110 104	19 886 232	3 811 356	36 964 644
3903192900	Oth high impact polystyrene in granule	1 478 896	13 993 797	2 638 702	25 746 964
3903199100	Oth high impact polystyrene in oth form	251 610	3 071 896	517 316	6 846 510
3903199900	Oth polymers of styrene in primary form	489 569	5 011 392	1 089 615	9 906 256
3903204000	Styrene-acrylonitrile (SAN) copolymers in aqueous dispersion	10 037	28 782	24 030	77 917
3903209000	Oth styrene-acrylonitrile (SAN) copolymers	1 437 639	10 499 141	3 510 738	25 363 038
3903304000	Acrylonitrile-butadiene-styrene (ABS) copolymers in aqueous dispersion	1 551	16 298	1 413	67 322
3903306000	Acrylonitrile-butadiene-styrene copolymers in granules	3 683 040	30 847 431	8 433 685	71 616 790
3903309000	Acrylonitrile-butadiene-styrene copolymers in other form	6 755 281	62 224 460	15 410 738	142 304 795
3903903000	Oth polymers of styrene in aqueous dispersion	111 854	1 391 961	331 697	3 619 337
3903909100	High impact polystyrene of acrylonitrile-butadiene-styrene	93 003	635 335	170 727	1 187 564
3903909900	Oth high impact polystyrene of acrylonitrile-butadiene-styrene	632 342	7 770 923	1 946 925	20 757 134
3904101000	PVC homopolymers, suspension type not mixed with oth substance	1 745 375	16 299 256	1 856 911	17 848 704
3904109100	PVC in granule	638 858	2 656 638	770 988	3 842 706
3904109200	PVC in powder	2 097 734	25 405 722	2 231 555	27 121 303
3904109900	PVC in other form	1 543 209	17 466 807	2 276 284	25 226 747
3904211000	Oth poly(vinyl chloride) non plasticised in granule	20 000	309 708	40 200	424 614
3904212000	Oth poly(vinyl chloride) non plasticised in powder	0	49 214	0	89 704
3904219000	Oth poly(vinyl chloride) non plasticised in oth form	359 506	2 833 243	576 594	4 317 826
3904221000	Oth poly(vinyl chloride) plasticised in dispersions	6 121	285 450	53 009	386 061
3904222000	Oth poly(vinyl chloride) plasticised in granule	89 127	1 118 699	148 619	1 910 941
3904223000	Oth poly(vinyl chloride) plasticised in powder	442 000	2 073 852	265 200	1 255 238
3904229000	Oth poly(vinyl chloride) plasticised	302 671	3 840 824	576 932	7 269 670
3904301000	Vinyl chloride-vinyl acetate copolymers in granule	32 866	507 130	55 552	1 654 333
3904302000	Vinyl chloride-vinyl acetate copolymers in powder	176 940	868 022	327 025	2 147 634
3904309000	Vinyl chloride-vinyl acetate copolymers in oth form	129 802	1 136 829	235 363	2 536 498
3904401000	Oth vinyl chloride copolymers in granule	61 359	413 158	223 680	1 468 826
3904402000	Oth vinyl chloride copolymers in powder	469	139 356	2 545	471 734
3904409000	Oth vinyl chloride copolymers in oth form	12 000	286 223	45 000	1 145 258
3904504000	Vinylidene chloride polymer in dispersion	31 761	359 656	23 760	626 105
3904505000	Vinylidene chloride polymers in granule	215 226	2 217 973	338 814	3 285 316
3904506000	Vinylidene chloride polymers in powder	0	419	0	695
3904509000	Vinylidene chloride polymers in oth form	78 726	2 198 384	299 993	5 117 941
3904611000	Fuoro-polymers polytetrafluoroethylene in granule	0	3 223	0	51 566
3904612000	Fuoro-polymers polytetrafluoroethylene in powder	67	1 680	579	12 948
3904619000	Fuoro-polymers polytetrafluoroethylene in oth form	5 257	84 081	107 028	1 152 018
3904693000	Fuoro-polymers polytetrafluoroethylene dispersions	2 001	27 187	43 618	517 994
3904694000	Oth fluoro-polymers in granule	2 000	2 000	42 000	42 000
3904695000	Oth fluoro-polymers in powder	540	1 622	13 500	40 735
3904699000	Oth fluoro-polymers in oth form	25 765	186 823	428 226	17 600 088
3904904000	Oth polymers vinyl chloride in granule	17 250	31 092	449 350	473 685
3904905000	Oth polymers vinyl chloride in powder	2 641	77 033	24 041	347 502
3904909000	Oth polymers vinyl chloride in oth forms	50 517	650 991	209 738	2 213 156
3905120000	Poly(vinyl acetate) in aqueous dispersions	24 880	287 616	35 819	401 092
3905191000	Oth poly(vinyl acetate) in liquids or pastes	0	20 519	0	25 628
3905199000	Oth poly(vinyl acetate) in oth form	108 984	729 160	202 490	1 238 865
3905210000	Vinyl acetate copolymers in aqueous dispersions	851 800	5 479 487	906 710	5 978 689
3905290000	Oth vinyl acetate copolymers	37 270	1 519 333	97 141	3 582 178
3905301000	Poly(vinyl alcohol) in aqueous dispersions	46 688	816 743	93 921	1 747 820
3905309000	Poly(vinyl alcohol) in other form	1 509 627	17 880 476	3 599 270	39 504 753
3905911000	Copolymers of vinyl acetate or of oth vinyl ester in dispersions	36 520	122 921	58 770	250 024
3905919000	Copolymers of vinyl acetate or of oth vinyl ester in oth form	13 475	323 212	70 819	1 723 450

I.3. IM POR M ENURUT KOM ODITI / IM PORT BY HS COM M ODITY

*** OKTOBER / OKTOBER 2014 ***

H S	Uraian Komoditi Commodity Description	Berat Bersih / Net Weight (Kg)		Nilai / Value C.I.F (US\$)	
		Bulan ini Current Month	Kumulatif Cum.Jan. to date	Bulan ini Current Month	Kumulatif Cum.Jan. to date
3905991000	Oth copolymer of vinyl acetate inaqueous dispersions	400	15 479	32 077	104 983
3905992000	Oth copolymer of vinyl acetate in nonaqueous dispersions	0	341	0	10 395
3905999000	Oth polymer of vinyl acetate/ othvinyl esters; oth vinyl polymers; p	104 080	929 590	778 033	9 036 598
3906101000	Poly(methyl methacrylate) indispersions	36 020	906 879	88 311	2 261 100
3906109000	Oth poly(methyl methacrylate) in othform	704 691	8 618 059	1 907 395	22 790 682
3906902000	Oth acrylic copolymers in dispersions	963 446	10 988 317	1 574 287	17 402 165
3906909200	Sodium polyacrylate	64 594	934 907	172 861	2 647 775
3906909900	Oth sodium polyacrylate	6 390 841	63 870 677	16 391 153	152 442 494
3907100000	Polyacetals	842 746	8 308 027	2 016 872	20 520 434
3907201000	Polytetramethylene ether glycol	1 556 351	14 717 070	3 601 935	32 863 199
3907209000	Oth polytetramethylene ether glycol	8 597 173	68 939 283	19 014 831	151 667 196
3907302000	Epoxide resins of kind used for coating, in powder	96 239	800 904	486 780	3 582 869
3907303000	Epoxide resins in liquids/ pastes	816 523	8 476 881	7 783 295	45 392 145
3907309000	Epoxide resins in oth form	1 229 482	13 057 396	4 147 230	53 603 581
3907400010	Optic grade w/ mell flow rate index>25gr/ 10 min in pack of nat w	621 608	4 550 509	1 639 610	11 227 242
3907400090	Other polycarbonates	3 701 756	36 755 516	10 359 932	95 346 125
3907501000	Alkyd resins in the form of liquids orpastes	38 996	482 765	88 104	1 210 176
3907509000	Alkyd resins in oth form, except liquids or pastes	58 336	528 350	200 427	1 780 463
3907601000	Poly(ethylene terephthalate) indispersions	1 276	164 123	6 196	275 030
3907602000	Poly(ethylene terephthalate) in granules	3 632 107	39 091 941	4 967 336	53 123 996
3907609000	Poly(ethylene terephthalate) in oth form	15 600 109	118 831 001	20 687 645	162 649 050
3907700000	Poly(lactic acid)	586	139 803	5 815	548 857
3907912000	Oth polyesters unsaturated in chip form	81 685	104 886	88 301	173 693
3907913000	Oth polyesters unsaturated in the form of liquids or pastes	36 778	805 184	78 710	1 890 921
3907919000	Oth polyesters unsaturated in oth form	510 064	3 716 248	1 354 733	10 590 393
3907994000	Oth polyesters saturated of a kind usedfor coating, in powder form	74 999	662 073	176 005	1 339 327
3907999000	Oth polyesters saturated in oth form	2 077 336	21 584 659	6 747 933	65 058 118
3908101000	Polyamides in primary forms, polyamide-6	5 102 073	49 957 936	14 564 018	143 026 601
3908109000	Polyamides in primary forms, polyamide-11,-12,-6,6,-6,9,-6,10 or -	1 160 952	12 060 623	4 096 780	44 036 638
3908900000	Oth polyamides, oth than polyamide -6,-11,-12,-6,6,-6,9,-6,10 or -t	284 719	3 896 247	1 190 623	13 668 611
3909101000	Urea resins, thiourea resins in moulding compounds	975 312	6 151 433	2 724 042	18 099 340
3909109000	Other urea resins; thiourea resins	1 584 968	10 113 361	1 271 204	9 049 161
3909201000	Melamine resins in moulding compounds	273 511	2 783 238	483 034	4 546 797
3909209000	Other melamine resins, except in moulding compounds	279 718	3 281 915	847 755	6 489 152
3909301000	Oth amino-resins in moulding compound	653 434	4 861 152	1 341 164	10 297 239
3909309100	Glyoxal monourein resin, except in moulding compounds	55 264	1 048 172	130 142	2 971 214
3909309900	Oth amino-resins, not glyoxal monourein resin, not in moulding co	638 283	7 473 241	1 610 695	18 889 678
3909401000	Phenolic resins in moulding compound oth than phenol formaldeh	454 650	4 655 602	1 697 145	14 085 516
3909409000	Other phenolic resins, not in moulding compounds	528 699	7 023 998	2 480 127	21 458 887
3909500000	Polyurethanes	2 346 311	26 883 979	9 421 033	98 800 220
3910002000	Silicones in dispersions or in solutions	588 012	7 387 275	2 826 177	35 502 597
3910009000	Silicones not in dispersions or in solutions	802 474	6 986 658	3 568 113	34 323 578
3911100010	Petroleum,coumarone,indene/ coumarone-indene& polyterpanes i	237 201	1 909 742	626 765	5 505 422
3911100090	Petroleum,coumarone,indene/ coumarone-indene& polyterpanes r	2 629 940	24 436 765	6 855 006	65 300 008
3911900000	Polysulphides, polysulphones and othproduct specified in Note 3 t	483 903	7 701 096	1 521 936	23 656 091
3912110000	Cellulose acetates non-plasticised	3 593	94 602	30 851	394 249
3912120000	Cellulose acetates plasticised	13 556	106 106	108 554	762 438
3912201100	Water-based semi-finished nitrocellulose; including collodions; no	0	1 597	0	15 480
3912201900	Oth cellulose nitrates; including collodions; non plasticised	234 706	3 262 602	632 673	9 130 461
3912310000	Carboxymethylcellulose & its salts	889 399	6 170 112	2 514 821	21 213 035
3912390000	Oth cellulose ethers, not carboxymethylcellulose & its salts	647 123	5 381 291	4 166 436	32 936 784
3912902000	Other cellulose and its chemical derivatives,in the form of granule:	83 024	607 263	105 952	1 056 900
3912909000	Other cellulose and its chemical derivatives in other form	250 337	2 131 969	1 749 885	14 649 994
3913100000	Alginic acid, its salts & esters	109 359	1 096 033	543 480	7 415 124
3913901000	Oth natural polymers & its modified;hardened proteins	20 000	31 698	52 500	288 128
3913902000	Oth natural polymers & its modified;chemical derivatives of natur:	45 420	214 654	138 977	1 751 946
3913903000	Oth natural polymers & its modified;starch-based polymers	108 500	565 173	393 250	2 327 330
3913909000	Oth natural polymers & its modified; inother form	267 869	2 395 630	1 196 701	12 019 370
3914000000	Ion-exchanger base on polymer of heading 39.01 to 39.13, in prim	483 070	4 431 162	1 733 363	16 240 448
3915101000	Waste, parings & scrap, of polymers ofethylene; of non-rigid cellul	877 906	8 318 929	223 782	1 890 809
3915109000	Waste, parings & scrap, of polymers ofethylene; of rigid cellular pr	1 727 276	17 793 868	448 155	5 545 074
3915301000	Waste, parings & scrap,polymers of vinyl chloride; non-rigid cellul	0	35 719	0	12 966
3915900000	Waste, parings & scrap, of other plastic	7 733 287	63 013 839	3 899 930	36 580 749
3916101000	Monofilament of polymers of ethylene	289	10 850	10 944	63 503

I.3. IM POR M ENURUT KOM ODITI / IM PORT BY HS COM M ODITY

*** OKTOBER / OKTOBER 2014 ***

H S	Uraian Komoditi Commodity Description	Berat Bersih / Net Weight (Kg)		Nilai / Value C.I.F (US\$)	
		Bulan ini Current Month	Kumulatif Cum.Jan. to date	Bulan ini Current Month	Kumulatif Cum.Jan. to date
3916102000	Rods, sticks & profile shape of polymer of ethylene	250 417	675 030	580 319	2 332 953
3916201000	Monofilament polymers of vinyl chloride	18 545	239 233	67 424	824 536
3916202000	Rods,sticks & profile shapes of polymer of vinyl chloride	333 489	2 429 619	471 548	3 925 010
3916904100	Monofilament other plastic of hardened proteins	0	20 403	0	82 844
3916904900	Other plastics of hardened proteins	5 728	133 592	24 238	390 356
3916905000	Other plastics of vulcanised fibre	847	15 230	8 290	110 188
3916906000	Other plastics of chemical derivatives of natural rubber	0	8 384	0	37 161
3916909100	Other monofilament of other plastics	2 801	57 880	21 874	130 081
3916909900	Oth plastic,except monofilament,hardened proteins,vulcanised fib	88 618	1 496 854	592 892	8 473 300
3917101000	Artificial guts (sausage casings) of hardened proteins	6 822	70 610	243 653	2 128 715
3917109000	Artificial guts (sausage casings) of cellulosic materials	186 008	1 070 318	1 958 793	12 722 930
3917210000	Tubes, pipes & hoses, rigid, of polymers of ethylene	213 422	961 289	504 455	4 271 571
3917220000	Tubes, pipes & hoses, rigid, of polymers of propylene	110 740	865 780	439 384	3 127 816
3917230000	Tubes, pipes & hoses, rigid, of polymers of vinyl chloride	303 639	2 280 055	518 708	4 687 961
3917290000	Tubes, pipes & hoses, rigid, of polymers of other plastics	474 584	4 442 849	1 528 720	19 070 669
3917310000	Flexible tubes, pipes and hoses having a minimum burst pressure c	109 719	578 777	447 157	4 099 803
3917321000	Sausage/ham casing,not reinforced or combined w/ oth material,w	2 563	18 337	59 111	411 686
3917329000	Oth unflexible tube,pipe& hose,not reinforced or combined materi	530 458	3 676 808	2 408 597	23 903 551
3917330000	Oth tube,pipe,not reinforced/ otherwise combined w/ oth material	23 717	356 877	105 447	1 120 364
3917390000	Other tubes, pipes and hoses	639 890	3 978 188	1 895 794	12 374 490
3917400000	Fittings of plastics	783 436	6 074 786	3 435 261	30 119 450
3918101100	Tiles of polymers of vinyl chloride	188 890	1 831 194	149 187	1 477 546
3918101900	Oth floor covering of polymers of vinyl chloride	1 440 252	14 500 422	985 109	10 063 615
3918109000	Wall or ceiling coverings of polymers of vinyl chloride	779 186	5 890 336	519 943	5 467 005
3918901100	Tiles of polyethylene	0	68 487	0	117 224
3918901300	Oth floor coverings of polyethylene	53 790	735 525	79 936	950 900
3918901900	Other floor coverings of other plastics	38 550	7 502 083	42 168	1 640 027
3918909100	Wall or ceiling covering of polyethylene	219 084	1 650 112	556 015	4 233 690
3918909900	Wall or ceiling coverings of other plastic	138 003	1 291 290	299 011	3 664 835
3919101000	Self-adhesive plate, sheet, film, foil, tape & strip, width=<20cm; polymer	214 133	1 571 962	1 044 278	8 427 404
3919102000	Self-adhesive plate, sheet, film, foil, tape & strip, width=<20cm; polyethylene	70 559	1 026 538	681 215	11 305 953
3919109000	Self-adhesive plate, sheet, film, foil, tape & strip, width=<20cm; other plastic	892 587	8 494 872	6 044 945	71 176 338
3919901000	Self-adhesive plate, sheet, film, foil, tape & strip, width>=20cm; polymer	542 517	10 591 425	1 524 373	11 488 018
3919902000	Self-adhesive plate, sheet, film, foil, tape & strip, width>=20cm; of hard	3 596	135 225	35 265	506 999
3919909000	Self-adhesive plate, sheet, film, foil, tape & strip, width>=20cm; other plastic	3 890 299	36 094 104	13 745 047	127 445 708
3920100000	Oth plate, sheet, film, foil & strip, ethylene polymer, non-cellular & not	2 493 110	30 224 024	7 063 413	80 157 348
3920201000	Biaxially Oriented Polypropylene (BOPP) film, of polymers of propyl	2 932 262	23 168 019	6 124 942	46 627 467
3920209000	Oth plate, sheet, film, strip, propylene polymers, non-cellular & not rei	771 347	6 650 462	3 393 237	27 005 773
3920301000	Polymers of styrene of a kind used as an adhesive by melting	27 772	255 788	281 599	2 873 861
3920302000	Acrylonitrile butadiene styrene (ABS) sheet used in the refrigerator	6 581	161 000	43 652	725 748
3920309000	Polymer styrene not used as an adhesive by melting; not ABS sheet	95 396	840 327	929 401	13 517 397
3920430000	Polymers of vinyl chloride tape; weight>=6% of plasticisers	725 480	6 335 603	1 572 902	14 506 943
3920490000	Polymers of vinyl chloride tape; weight<6% of plasticisers	1 634 558	17 039 556	3 403 955	31 114 491
3920510000	Acrylic polymers of poly(methyl methacrylate)	10 969	253 115	7 660	662 077
3920590000	Other acrylic polymer except poly(methyl methacrylate)	167 929	1 209 568	185 774	1 420 157
3920611000	Plates & sheets of polycarbonates	122 944	1 366 726	303 119	3 464 516
3920619000	Polycarbonates except plates and sheets form	121 640	1 726 955	534 717	8 971 947
3920620000	Poly(ethylene terephthalate)	2 590 292	28 080 318	5 369 297	57 604 355
3920630000	Unsaturated polyesters	29 914	207 553	64 396	507 935
3920690000	Oth polyester, not polycarbonate, poly(ethylene terephthalate) & ur	395 914	6 688 829	2 094 053	28 775 754
3920711000	Cellophane film	277 243	2 069 174	1 303 506	10 338 148
3920719000	Other regenerated cellulose, except cellophane film	767	114 486	6 544	501 191
3920730000	Cellulose acetate or its chemical derivatives	0	24 156	0	40 903
3920799000	Other cellulose derivatives, except nitrocellulose	1	4 618	507	8 323
3920911000	Film of poly(vinyl butyral) in safety glass, thickness 0.38~0.76mm w	145 408	1 586 383	758 934	9 383 272
3920919000	Other poly(vinyl butyral)	304 653	801 197	397 735	2 453 304
3920921000	Plate, sheet, foil & strip of polyamides-6	65 206	683 028	341 105	3 825 919
3920929000	Other plate, sheet, foil & strip of polyamides, except polyamides-6	48 226	2 044 775	228 222	8 028 150
3920930000	Plate, sheet, foil & strip of amino-resins	4 075	54 575	25 312	309 176
3920941000	Phenol formaldehyde (bakelite) sheets	2 011	198 106	30 027	694 934
3920949000	Oth plate, sheet, foil & strip of phenolic resins, except phenol forma	151 361	1 653 370	99 618	1 514 243
3920991000	Oth plate, sheet, foil & strip; other plastic; hardened protein/chemical	46 546	246 107	143 892	964 884
3920999000	Oth plate, sheet, foil & strip; other plastic; not hardened protein/chem	569 324	7 500 062	1 756 800	11 552 122
3921112000	Plates, sheets, film, foil & strip, cellular, of polymers of styrene; rigid	2 729	14 752	17 950	85 101

I.3. IM POR M ENURUT KOM ODITI / IM PORT BY HS COM M ODITY

*** OKTOBER / OKTOBER 2014 ***

H S	Uraian Komoditi Commodity Description	Berat Bersih / Net Weight (Kg)		Nilai / Value C.I.F (US\$)	
		Bulan ini Current Month	Kumulatif Cum..Jan. to date	Bulan ini Current Month	Kumulatif Cum..Jan. to date
3921119000	Plates,sheets,film,foil&strip, cellular, of polymers of styrene; not ri	269 994	1 558 611	593 362	4 348 833
3921120000	Plates,sheets,film,foil&strip, cellular, of polymers of vinyl chloride	2 448 746	24 535 394	2 349 658	23 887 484
3921131000	Plates,sheets,film,foil&strip, cellular, of polyurethanes; rigid	26 688	262 362	314 065	2 611 240
3921139000	Plates,sheets,film,foil&strip, cellular, of polyurethanes; not rigid	231 493	2 459 461	1 607 547	20 044 757
3921142000	Plates,sheets,film,foil&strip, cellular, of regenerated cellulose; rigid	0	5 808	0	4 692
3921149000	Plates,sheets,film,foil&strip, cellular, of regenerated cellulose; not	5 852	133 929	38 001	760 451
3921192000	Plates,sheets,film,foil&strip, cellular, of other plastics; rigid	56 746	357 721	336 516	13 479 092
3921199000	Plates,sheets,film,foil&strip, cellular, of other plastics; not rigid	2 719 496	22 566 348	3 010 985	30 036 742
3921901000	Plates,sheets,film,foil&strip, ofvulcanised fibre	136 391	1 346 046	152 168	2 199 242
3921902000	Plates,sheets,film,foil&strip, ofhardened proteins	289 957	5 353 699	1 112 403	13 769 715
3921903000	Plates,sheets,film,foil&strip, ofchemical derivatives of natural rubt	14 665	44 708	114 851	280 997
3921909000	Other plates,sheets,film,foil&strip, ofplastics	6 438 461	53 647 735	8 846 197	86 720 535
3922101000	Baths	50 882	376 605	279 830	2 394 326
3922109000	Shower-baths, sinks & washbasins	77 960	797 916	639 579	5 948 609
3922200000	Lavatory seats and covers	98 896	993 409	528 605	4 880 816
3922901100	Parts of flushing cisterns, of plastics	36 967	217 893	347 605	1 859 949
3922901200	Flushing cisterns equipped with theirmechanisms	12 039	181 733	70 290	1 029 544
3922901900	Other lavatory pans, flushing cisterns & urinals	18 897	241 046	90 965	1 062 510
3922909000	Similar sanitary ware, of plastics	196 368	1 307 173	432 373	4 166 635
3923101000	Film, tape and optical disc cases	68 731	431 565	217 831	3 159 846
3923109000	Other boxes,cases, cratesand similararticles	2 802 774	24 505 014	7 893 291	64 876 209
3923211100	Aseptic bag reinforced w/ alum foil;width>=315mm;length>=410r	2 126	122 662	39 644	2 382 616
3923211900	Aseptic bag reinforced w/ alum foil;width<315mm;length<410mm	369 607	3 248 721	1 188 155	9 061 687
3923219100	Aseptic bag not reinforced w/ alum foil;width>=315mm;length>=4	25 329	126 717	117 174	690 697
3923219900	Aseptic bag not reinforced w/ alum foil;width<315mm;length<410	1 031 482	8 443 317	4 680 315	36 087 408
3923291000	Aseptic bag not reinforced w/ alum foil;width>=315mm;length>=4	19 293	165 004	147 826	1 488 390
3923299000	Aseptic bag not reinforced w/ alum foil;width<315mm;length<410	953 452	7 922 128	4 469 696	37 662 289
3923302000	Multilayer fibreglass reinforced fuelcontainer	13 325	596 108	129 753	4 140 083
3923309000	Other carboys, bottles, flasks & similar article	906 929	8 742 861	3 874 980	33 266 111
3923401000	Spool,bobbin&similar support;uitablefor machines heading 84.44	62 884	659 283	374 032	4 513 673
3923409000	Other spool,cop,bobbin & similar support	92 350	980 469	574 656	7 733 964
3923500000	Stoppers, lids, caps and other closures	1 015 147	10 496 990	6 042 190	59 453 152
3923901000	Toothpaste tubes container, of plastic	2 171	44 528	16 750	623 809
3923909000	Oth articles for the conveyance/ packinggoods of plastics	1 940 493	17 583 359	6 638 042	55 120 888
3924100010	Tableware & kitchenware of melamine	25 004	427 794	18 350	556 780
3924100090	Tableware & kitchenware except frommelamine	35 563	554 095	203 736	3 378 250
3924901000	Bed pans, urinals (portable type) & chamber pots;of plastics	12 595	251 238	62 797	1 047 208
3924909000	Other household articles&hygienic/ toilet articles, of plastics	1 985 784	17 379 662	4 613 429	66 939 218
3925100000	Reservoirs,tanks,vats & similar contain. capacity <= 300 litres	7 636	62 548	154 313	378 252
3925200000	Doors, windows & their frames & threshold for doors	157 559	1 819 682	226 059	3 513 426
3925300000	Shutters,blind (include Venetian blinds) and similar articles and pa	132 617	910 251	374 529	2 323 044
3925900000	Oth builder ware plastic,not elsewherespecified or included	344 516	3 780 668	1 413 469	8 831 608
3926100000	Office or school supplies of plastics	804 606	5 320 597	1 475 589	10 432 511
3926206000	Articles of apparel used for protectionfrom chemical,radiation/ fire	9 251	265 988	168 795	1 550 840
3926209000	Oth articles of apparel& clothingaccessories;of plastics	763 286	6 650 515	3 132 745	35 788 357
3926300000	Fittings for furniture, coachwork or the like	172 522	1 540 892	635 459	7 176 897
3926400000	Statuettes & other ornamental articles	65 460	1 156 330	257 012	4 127 416
3926901000	Floats for fishing nets, of plastics	23 594	451 599	110 203	1 473 146
3926902000	Fan & handscreen, frames & handles andparts	24 009	440 137	91 687	1 172 223
3926903200	Plastic moulds with denture imprints	0	175	0	6 295
3926903900	Oth hygienic,medical & surgical articles; of plastics	395 605	4 348 716	3 828 471	37 876 725
3926904100	Police shields, of plastics	0	166	0	5 549
3926904200	Protective mask for use in welding & similar works	25 628	277 369	155 142	1 737 436
3926904400	Life saving cushions for the protectionof persons falling from hegh	1 573	7 311	8 529	45 325
3926904900	Other safety and protective devices	207 756	1 671 142	700 716	11 886 373
3926905300	Transmission or conveyor belts or beltin	7 636	337 516	157 116	3 557 386
3926905500	Plastic J-hooks or bunch blocks fordetonators	2 468	128 243	35 821	566 134
3926905900	Other industrial articles, of plastics	1 163 235	10 096 817	13 184 412	130 521 268
3926906000	Poultry feeders	26 257	92 963	26 371	114 303
3926907000	Padding for articles of apparel orclothing accessories	199 766	2 196 929	865 556	9 000 550
3926908100	Shoe lasts	66 333	466 777	934 775	7 089 785
3926908200	Prayer beads	0	9 158	0	20 646
3926908900	Cards for jewellery/small objects ofpersonal adornment	179 032	1 827 346	1 192 021	11 260 011
3926909100	Other articles of plastics & othermaterial of kind used for grain sto	60 910	448 311	378 187	3 336 215

I.3. IM POR M ENURUT KOM ODITI / IM PORT BY HS COM M ODITY

*** OKTOBER / OKTOBER 2014 ***

H S	Uraian Komoditi Commodity Description	Berat Bersih / Net Weight (Kg)		Nilai / Value C.I.F (US\$)	
		Bulan ini Current Month	Kumulatif Cum.Jan. to date	Bulan ini Current Month	Kumulatif Cum.Jan. to date
3926909200	Empty capsules of a kind suitable for pharmaceutical use	200	5 214	7 878	141 608
3926909900	Other articles of plastics and other material	2 938 967	25 168 270	12 343 477	112 905 921
4001101100	Centrifuge concentrat, containing ammonia >= 0.5%; natural rubber	1 904 101	16 957 348	2 512 817	25 791 836
4001101900	Natural rubber latex, containing ammonia >= 0.5%; in other forms	0	51 364	0	97 732
4001102100	Centrifuge concentrat, containing ammonia < 0.5%; natural rubber	0	6 840	0	49 946
4001102900	Natural rubber latex, containing ammonia < 0.5%; in other forms	2 413	414 754	18 014	770 189
4001211000	Natural rubber in smoked sheets, RSS Grade 1	0	175	0	960
4001213000	Natural rubber in smoked sheets, RSS Grade 3	61 166	435 660	73 885	342 193
4001219000	Natural rubber in other forms	32 520	200 963	80 724	255 118
4001221000	Technically Specified Natural Rubber (TSNR) 10	0	1 773 320	0	2 931 258
4001222000	Technically Specified Natural Rubber (TSNR) 20	0	38 920	0	68 441
4001223000	Technically Specified Natural Rubber (TSNR) L	20 861	160 172	109 330	3 392 291
4001224000	Technically Specified Natural Rubber (TSNR) CV	0	38 404	0	100 916
4001229000	Other Technically Specified Natural Rubber (TSNR)	677 136	3 372 419	1 227 947	6 919 630
4001292000	Latex crepes	1 247	6 425	18 920	94 434
4001295000	Other crepes	0	3 000	0	23 400
4001297000	Skim rubber	40 000	177 601	95 600	468 883
4001299000	Other natural rubber in other forms	88	138 605	629	283 366
4001301100	Jelutong in primary forms	0	20 000	0	9 447
4001301900	Jelutong in other forms	0	43	0	720
4001309900	Other balata, gutta-percha, guayule, chicle similar natural gums, in c	0	102 572	0	354 217
4002110000	Styrene-butadiene rubber, Carboxylated styrene-butadiene rubber; i	592 018	7 464 091	806 252	11 584 953
4002191000	SBR, XSBR; in primary forms/ in vulcanised, uncompound plates, shee	4 375 206	41 310 160	9 784 176	91 994 618
4002199000	Styrene-butadiene rubber, Carboxylated styrene-butadiene rubber; i	8 158 426	62 246 116	15 884 482	124 713 500
4002201000	Butadiene rubber (BR), in primary forms	2 332 658	22 944 064	4 817 194	49 762 765
4002209000	Butadiene rubber (BR), in other forms	4 607 845	41 517 421	9 987 144	88 462 182
4002311000	Isobutene-isoprene rubber, unvulcanised, uncompound plates, shee	672 475	6 412 313	2 351 690	21 953 223
4002319000	Isobutene-isoprene (butyl) rubber (IIR), in other process	659 353	4 631 305	1 882 712	14 690 452
4002391000	Halo-isobutane-isoprene rubber, unvulcanised, uncompound plate,;	111 202	997 034	438 984	4 054 745
4002399000	Halo-isobutane-isoprene (butyl) rubber (CIIR/BIIR), in other proces	1 315 273	8 838 610	5 530 297	38 823 908
4002410000	Chloroprene (chlorobutadiene) rubber (CR), in latex form	670 900	3 938 458	1 410 498	7 972 578
4002491000	Chloroprene (chlorobutadiene) rubber (CR), in primary form	174 625	1 560 664	792 691	7 015 157
4002499000	Chloroprene (chlorobutadiene) rubber (CR) in other form	212 375	3 091 125	927 114	13 463 360
4002510000	Acrylonitrile-butadiene rubber (NBR), in latex form	1 148 552	12 841 277	1 403 525	19 670 436
4002591000	Acrylonitrile-butadiene rubber (NBR), in primary form	101 147	899 063	415 354	3 294 548
4002599000	Acrylonitrile-butadiene rubber (NBR), in other form	503 361	3 955 762	1 358 683	12 339 508
4002601000	Isoprene rubber (IR) in primary forms	0	671 363	0	1 634 381
4002609000	Isoprene rubber (IR) in other forms	46 362	644 095	161 469	1 660 364
4002701000	Ethylene-propylene-non-conjugated diene rubber (EPDM), in primar	249 710	3 060 794	805 463	9 557 176
4002709000	Ethylene-propylene-non-conjugated diene rubber (EPDM), in other	684 495	6 510 347	2 153 415	20 562 712
4002801000	Mixture of natural rubber latex with synthetic rubber latex	150 726	1 154 796	337 117	3 001 569
4002809000	Other mixtures of any product of heading 40.01 with any product o	84 823	674 594	274 724	2 202 902
4002910000	Oth synthetic rubber & factice derived from oils, in latex forms	1 457 106	11 733 255	1 603 964	12 364 109
4002992000	Oth synt rubber & factice derived from oil; primary form, unvulcanis	216	153 571	16 742	1 456 933
4002999000	Oth synthetic rubber & factice derived from oils in other form	415 217	3 448 185	1 382 134	11 270 551
4003000000	Reclaimed rubber in primary form soar in plates, sheets or strips	1 560 061	15 126 974	1 279 803	11 558 159
4004000000	Waste, paring & rubber scrap (oth hard rubber) & powder & granule ot	625 443	7 060 219	449 278	3 938 082
4005101000	Compounded of natural gums with carbon black/ silica, unvulcanise	69 946	515 616	180 882	2 069 367
4005109000	Compounded other rubber with carbon black/ silica, unvulcanised, ir	367 934	3 705 313	2 029 105	20 152 664
4005200000	Solutions; dispersions oth than those of subheading 4005.10	94 478	703 152	139 966	1 206 024
4005911000	Natural gums, in plates, sheets, & strip	11 375	56 782	50 316	450 116
4005919000	Other compounded rubber, unvulcanised, in plates, sheets, & strip	214 042	2 829 837	794 940	10 683 560
4005991000	Other compounded rubber, unvulcanised, in latex form	1 858	25 782	10 151	115 480
4005999000	Other compounded rubber, unvulcanised, in other form	275 186	2 412 383	599 141	4 430 813
4006100000	"camel-back" strip for retreading rubber tyres, unvulcanised	64 099	721 840	98 679	1 140 371
4006901000	Natural gums; unvulcanised	81	17 306	1 127	34 534
4006909000	Oth forms & articles of unvulcanised rubbers	97 966	625 747	316 072	4 219 674
4007000000	Vulcanised rubber thread & cord.	558 028	5 596 510	1 510 368	15 631 388
4008111000	Plates, sheet & strip of cell. rubber; thick <= 5mm; lined w/ one side te	11 704	117 086	33 306	501 567
4008112000	Floor tiles and wall tiles of cellular rubber	0	44 169	0	81 288
4008119000	Other plates, sheets & strip of cellular rubber	213 259	1 919 816	866 057	9 356 999
4008190000	Other forms of cellular rubber	74 284	439 056	344 295	3 112 601
4008211000	Plate, sheet & strip non-cell. rubber; thick <= 5mm; lined w/ one side t	18 989	231 696	909 807	8 303 228
4008212000	Floor tiles and wall tiles of non-cellular rubber	54	4 711	12 970	60 520

I.3. IM POR M ENURUT KOM ODITI / IM PORT BY HS COM M ODITY

*** OKTOBER / OKTOBER 2014 ***

H S	Uraian Komoditi Commodity Description	Berat Bersih / Net Weight (Kg)		Nilai / Value C.I.F (US\$)	
		Bulan ini Current Month	Kumulatif Cum.Jan. to date	Bulan ini Current Month	Kumulatif Cum.Jan. to date
4008219000	Other plates, sheets, & strip of non-cellular rubber	117 784	930 887	465 360	4 597 580
4008290000	Other forms of non-cellular rubber	73 540	625 217	754 839	4 859 735
4009110000	Tube, pipe & hose, not reinforced/combined w/ oth material witho	211 632	1 494 372	887 940	8 160 453
4009121000	Mining slurry suction& discharge hose, not reinforce/combine w/ o	10 465	46 855	29 144	422 634
4009129000	Oth tubes, pipes & hoses, not reinforced/combined w/ oth mtrl wil	51 209	183 052	348 589	1 861 321
4009211000	Mining slurry suction& discharge hose, reinforced/combine w/ oth r	4 433	14 561	33 679	116 373
4009219000	Oth tube, pipe & hose, reinforced/combined w/ oth materials w/ o f	285 699	2 335 583	1 551 976	17 648 262
4009221000	Mining slurry suction& discharge hose, reinforce/combine w/ oth r	133	81 494	3 909	229 131
4009229000	Oth tube, pipe & hose, reinforced/combined w/ oth materials w/ fil	93 668	1 011 675	760 780	9 494 808
4009311000	Mining slurry suction& discharge hose, reinforce/combine w/ textil	6 082	182 577	54 839	541 099
4009319100	Fuel hoses, header hoses& water hoses, used on motor vehicles	230 809	2 035 884	3 160 810	30 190 675
4009319910	Rubber hose for gas stove, without fittings	132	101 965	7 284	163 889
4009319990	Oth tube, pipe& discharge hose, reinforced/combined w/ textile, wi	72 520	721 438	498 172	5 848 373
4009321000	Mining slurry suction& discharge hose, reinforce/combine w/ textil	1 548	2 336	6 338	45 465
4009329010	Rubber hose for gas stove, with fittings	1 517	10 079	2 723	22 793
4009329090	Oth tube, pipe& discharge hose, reinforced/combined w/ textile, wi	33 105	406 289	467 143	5 510 047
4009410000	Mining slurry suction& discharge hose, reinforce/combine w/ oth r	229 350	2 433 169	1 149 026	12 518 168
4009421000	Mining slurry suction& discharge hose, reinforce/combine w/ oth r	1 772	33 146	31 244	230 686
4009429000	Oth tube, pipe & hose, reinforced/combined w/ oth material, with f	242 550	3 206 462	3 634 676	47 989 971
4010110000	Conveyor belts/belting, reinforced with metal	62 742	1 674 407	531 465	10 809 499
4010120000	Conveyor belts/belting, reinforced with textile material	357 659	3 558 497	1 047 616	9 548 133
4010190000	Other conveyor belts/belting, reinforced with other material	803 386	5 165 177	2 417 393	28 040 355
4010310000	V-belts, V-ribbed of an outside circumference >60cm and <=180cm	37 599	292 117	493 366	5 187 801
4010320000	V-belts, oth than v-ribbed, of an outside circumference>60cm and	12 755	48 054	268 498	864 839
4010330000	V-belts, V-ribbed, of an outside circumference>180cm and <=240cm	3 292	14 467	48 019	236 476
4010340000	V-belts, oth than v-ribbed, of an outside circumference>180cm and	216	17 135	7 107	241 974
4010350000	Endless synchronous belt, of an outside circumference>60cm and <	1 132	16 409	38 057	375 063
4010360000	Endless synchronous belt, of an outside circumference>150cm and	62	3 838	1 573	42 824
4010390000	Oth transmission belts/belting	245 067	2 182 771	2 779 968	23 289 436
4011100000	New pneumatic tyres, of rubber of a kind used on motor cars	2 949 104	53 750 958	4 958 810	46 842 770
4011201000	New pneumatic tyre, of rubber used on buses/lorries, width<450mm	4 622 108	53 530 191	8 966 696	110 915 936
4011209000	New pneumatic tyre, of rubber used on buses/lorries, width>=450mm	966	486 920	8 172	1 661 407
4011300000	New pneumatic tyres, of rubber of a kind used on aircraft	142 529	870 000	2 288 044	13 334 345
4011400000	New pneumatic tyres, of rubber of a kind used on motorcycles	174 540	1 074 611	691 834	4 640 460
4011500000	New pneumatic tyres, of rubber of a kind used on bicycles	299 651	3 456 941	295 756	3 261 627
4011611000	New pneumatic tyres, of rubber used on agricultural/forestry tracto	151 824	756 156	424 153	2 344 053
4011619000	New pneumatic tyres, of rubber used on agricultural/forestry vehicl	89 495	1 330 516	238 580	4 000 592
4011621000	New pneumatic tyres, of rubber, rim size <61 cm, used on tractors	26 702	124 859	95 881	552 273
4011629000	New pneumatic tyres, of rubber, rim size <61 cm, used on const/ind	31 102	332 315	113 561	903 390
4011631000	New pneumatic tyre, of rubber, rim size >=61cm, used on tractors	14 367	18 158	111 870	142 935
4011639000	New pneumatic tyre, of rubber, rim size >=61cm, used on const/ind	6 476	97 227	17 326	358 900
4011690000	New pneumatic tyre, of rubber, used for oth purpose	2 897	87 973	13 179	844 363
4011921000	Oth new pneumatic tyre, of rubber, used on agricul./forestry tracto	12 676	102 725	28 683	278 843
4011929000	Oth new pneumatic tyre, of rubber, used on agricul./forestry vehicl	0	46 336	0	152 393
4011931000	Oth new pneumatic tyre, of rubber, rim size <61 cm, used on tractor	147 827	1 924 445	261 695	4 522 320
4011939000	Oth new pneumatic tyre, of rubber, rim size <61 cm, used on const/i	154 223	1 841 471	729 843	8 480 925
4011941000	Oth new pneumatic tyre, rubber, rim size >=61cm, used on mach of h	1 226 291	9 736 149	10 550 541	83 420 416
4011942000	Oth new pneumatic tyre, rubber, rim size >=61cm, used on tractor, fo	3 809	38 213	9 683	299 425
4011949000	Oth new pneumatic tyre, of rubber, rim size >=61cm, used for oth. p	2 277 206	17 628 519	14 702 371	111 729 726
4011991000	Oth new pneumatic tyre, of rubber, used on vehicles of chap.87	419 927	4 153 585	3 255 246	28 912 443
4011992000	Oth new pneumatic tyre, of rubber, used on mach of heading 84.29	17 084	140 027	73 996	510 449
4011999000	Oth new pneumatic tyre, of rubber, used for oth, width<450mm	42 963	749 143	230 943	6 466 991
4012110000	Retreaded tyres, used on motor cars	1 084	12 118	503	7 980
4012121000	Retreaded tyres, used on buses/lorries, width<450mm	0	97 243	0	74 265
4012129000	Retreaded tyres, used on buses/lorries, width>=450mm	0	275 086	0	361 759
4012130000	Retreaded tyres, used on aircraft	48 333	166 776	227 954	871 437
4012191000	Retreaded tyres, used on motorcycles	0	1 719	0	10 288
4012192000	Retreaded tyres, used on bicycles	3 050	16 478	5 150	36 979
4012193000	Retreaded tyres, used on machinery of heading 84.29/84.30	0	570	0	2 153
4012194000	Retreaded tyres, used on oth vehicles of chapter 87	0	705	0	7 949
4012199000	Retreaded tyres, used for oth purposed	106 996	863 039	100 673	888 166
4012901400	Solid tyres, external diameter >250 mm, width<450mm	46 868	179 329	150 632	693 617
4012901500	Solid tyres, external dia.>250, width> 450mm, used on vehicle of ch	7 261	81 583	31 403	317 788
4012901600	Oth solid tyres, external diameter>250mm, of a width>450mm	68	9 348	1 178	40 836

I.3. IM POR M ENURUT KOM ODITI / IM PORT BY HS COM M ODITY
 *** OKTOBER / OKTOBER 2014 ***

H S	Uraian Komoditi Commodity Description	Berat Bersih / Net Weight (Kg)		Nilai / Value C.I.F (US\$)	
		Bulan ini Current Month	Kumulatif Cum.Jan. to date	Bulan ini Current Month	Kumulatif Cum.Jan. to date
4012901900	Oth solid tyres,external diameter<250mm,of a width>450mm	117 916	762 851	98 433	2 045 146
4012902100	Cushion tyres, of a width not exceeding450mm	7	17 512	298	72 096
4012902200	Cushion tyres, of a width exceeding450mm	15	14 038	495	37 522
4012907000	Replaceable tyre treads, width<450mm	90 406	989 692	264 436	2 947 196
4012908000	Tyre flaps	50 928	517 206	57 522	810 657
4012909000	Oth retreaded/used pneumatic,solid/cushion tyres, of rubber	39 842	415 662	115 098	1 111 412
4013101100	Inner tubes,of rubber,used on motor carwidth tyres<450mm	254 380	1 962 671	294 298	2 189 417
4013101900	Inner tubes,of rubber,used on motor carwidth tyres>450mm	1 374	59 249	3 141	49 935
4013102100	Inner tubes,of rubber,used on bus/lorriwidth tyres<450mm	24 431	459 362	92 416	1 564 194
4013102900	Inner tubes,of rubber,used on bus/lorriwidth tyres>450mm	11 041	234 301	6 062	763 875
4013200000	Inner tubes,of rubber,used on bicycles	132 319	1 270 001	122 700	1 389 847
4013901100	Inner tube,of rubber,used on heading84.29/ 84.30;width tyres<450	9 146	55 198	33 905	180 758
4013901900	Inner tube,of rubber,used on heading84.29/ 84.30;width tyres>450	0	49 774	0	206 378
4013902000	Inner tube,of rubber,used on motorcycle	49 999	100 077	89 274	179 647
4013903100	Inner tube,of rubber,used on oth vehicle of chap.87, width tyres<4	2	22 825	47	22 439
4013903900	Inner tube,of rubber,used on oth vehicle of chap.87, width tyres>4	24 881	151 997	68 318	219 094
4013904000	Inner tube,of rubber,used on aircraft	400	28 267	11 517	117 072
4013909100	Oth inner tube,of rubber,suitable forfitting to tyres of width<450r	54 439	195 195	45 681	376 756
4013909900	Oth inner tube,of rubber,suitable forfitting to tyres of width>450r	946	313 600	4 384	692 196
4014100000	Sheath contraceptives	134 480	620 428	1 207 995	6 474 440
4014901000	Teats for feeding bottles & similararticles	13 237	109 387	178 634	1 469 460
4014904000	Stoppers for pharmaceutical use	52 834	370 893	738 690	6 913 453
4014909000	Oth hygienic/ pharmaceutical articles,ofvulcanised rubber	29 989	213 850	385 110	2 320 617
4015110000	Gloves, mittens & mitts, for surgical	88 785	781 537	700 906	5 440 062
4015190000	Gloves, mittens & mitts, for otherpurposed	310 779	1 608 272	1 469 955	8 035 773
4015901000	Lead aprons	493	3 865	4 874	14 454
4015902000	Divers' suits(wet suit)	421	2 831	796	6 561
4015909000	Oth article of apparel, clothing accessfor all purposed	49 318	445 575	332 363	2 478 023
4016101000	Padding for articles of apparel orclothing accessories	20 952	127 128	247 181	1 435 520
4016102000	Floor tiles and wall tiles	0	173	0	762
4016109000	Oth articles of vulcanised rubber otherof cellular rubber	148 770	829 763	789 505	5 941 781
4016911000	Mats	218 551	1 138 657	296 428	1 992 525
4016912000	Tiles	6 900	13 273	5 675	19 886
4016919000	Oth floor coverings	271 695	2 077 051	232 742	2 795 655
4016921000	Eraser tips	118 447	1 115 160	155 377	2 035 941
4016929000	Other erasers	88 955	568 592	188 297	1 878 253
4016931000	Gasket,washer& seal used to insulate theterminal lead of electroly	28 503	228 732	663 150	5 384 051
4016932000	Gasket& O-ring, used on motor vehicle ofheading 87.02,87.03,87.0	187 957	1 879 107	3 833 443	38 414 245
4016939000	Oth gaskets, washers & oth seals	384 347	4 172 661	4 965 848	54 168 799
4016940000	Boat/ dock fenders,whether/ not inflatable	439 882	2 218 177	1 270 379	7 897 609
4016950000	Oth articles of vulcanised rubber,inflatable	110 011	1 486 773	520 013	6 292 791
4016991300	Weatherstripping,used on motor vehicleof heading 87.02,87.03/8	44 261	924 010	478 641	10 104 968
4016991400	Oth article of vulcanised rubber,forvehicle of heading 87.02~87.05	285 788	2 677 230	3 383 594	33 393 400
4016991500	Oth article of vulcanised rubber,forvehicles 87.09,87.13,87.15&87	2 232	63 749	35 685	851 496
4016991600	Bicycle mudguards	1 456	6 981	1 910	9 584
4016991700	Bicycle parts	24 014	141 047	154 589	900 332
4016991800	Other bicycle accessories	239	10 298	121	4 026
4016991900	Oth parts & access for vehicle of rubber of chapter 87	59 878	501 635	595 023	5 431 916
4016992000	Parts & access of rotochutes of heading88.04	11 521	66 019	117 737	695 784
4016993000	Rubber bands	193 875	1 042 163	808 023	5 091 029
4016994000	Wall tiles	10 762	169 405	62 575	588 577
4016995100	Rubber rollers	155 189	1 040 377	862 964	6 188 028
4016995200	Tyre moulds bladders	24 200	249 756	408 547	4 436 752
4016995300	Electrical insulators hoods	887	8 321	17 014	98 258
4016995400	Rubber grommets & rubber cover forautomotive wiring harnesses	102 958	1 032 501	1 828 749	19 705 105
4016995900	Oth article,used in machinery/ mechanical/ electrical appliances/ fo	150 921	1 206 238	2 086 870	26 108 454
4016996000	Rail pad, of rubber	1 002	30 181	33 442	512 500
4016997000	Structural bearings including bridgebridge bearings, oth than rail p	29 722	108 072	438 710	2 690 105
4016999100	Table coverings	2 230	12 448	42 879	150 762
4016999900	Oth articles of vulcanised rubber foroth purposed	235 498	3 065 933	1 664 143	22 654 356
4017001000	Floor tiles& wall tiles	671	24 540	16 323	316 849
4017002000	Other articles of hard rubber	33 108	778 702	301 663	2 905 792
4017009000	Other hard rubber in all form,includewaste & scrap, articles of har	26 642	318 384	275 407	3 739 162
4101201000	Hide& skin,weight/ skin<8kg(simply dried),10kg(dry-salt),16kg(fresh	624 740	7 319 343	439 725	5 296 325

I.3. IM POR M ENURUT KOM ODITI / IM PORT BY HS COM M ODITY

*** OKTOBER / OKTOBER 2014 ***

H S	Uraian Komoditi Commodity Description	Berat Bersih / Net Weight (Kg)		Nilai / Value C.I.F (US\$)	
		Bulan ini Current Month	Kumulatif Cum.Jan. to date	Bulan ini Current Month	Kumulatif Cum.Jan. to date
4101209000	Hide&skin,weight/ skin<8kg(simply dry),10kg(dry-salt),16kg(fresh),	2 059	2 368	3 305	18 964
4101501000	Whole hide & skin,of a weight >16 kg,pre-tanned	221 080	1 259 749	814 194	4 110 844
4101509000	Whole hide & skin,of a weight >16 kg,not pre-tanned	8	271 748	204	475 063
4101909000	Oth hide&skin,inc butt,weight/ skin<8kg(simply dry),10kg(dry-salt)	429 244	4 135 415	338 466	3 278 000
4102100000	Raw skins of sheep/lambs with wool on	37 029	369 264	30 653	301 024
4102210000	Raw skins of sheep/lambs without wool on , pickled	0	52 159	0	505 354
4102291000	Oth raw skins of sheep/lamb without wool on, not pickled,pre-tan	14 453	20 039	10 110	13 620
4103201000	Raw hide & skin of reptiles,pre-tanned	0	779	0	13 684
4103209000	Raw hide & skin of reptiles,not pre-tanned	0	809	0	64 913
4103300000	Raw hide & skin of swine	0	3	0	103
4103900000	Raw hide & skin of oth animal	114 755	1 653 799	95 184	1 377 288
4104110010	Bovine leather, vegetable pre-tanned,full grains, unsplit in the wet	11	78 189	322	350 469
4104110090	Oth tanned/crust hide&skin of bovine,full grain,unsplit in the wet :	537 358	7 432 959	1 208 278	16 610 564
4104190000	Oth tanned/crust hide&skin of bovine,not full grain,unsplit in the v	161 000	4 476 900	873 365	29 505 910
4104410000	Crust vegetable(semi-tanned) hide&skin,full grain,unsplit;in the dr	230 938	2 073 630	5 039 726	39 593 858
4104490000	Oth crust vegetable(semi-tanned) hide&skin,full grain,unsplit;in th	435 234	4 326 492	8 072 601	73 452 730
4105100000	Tanned/crust sheep/lamb skin,w/o wool on/hair on,in the wet sta	81 897	606 770	847 087	5 841 009
4105300000	Tanned/crust sheep/lamb skin,w/o wool on/hair on,in dry state	867	24 124	70 182	1 603 191
4106210000	Tanned/crust goat/kid hide&skin,w/o wool on/hair on,in the wet s	2 016	53 837	2 939	405 401
4106220000	Tanned/crust goat/kid hide&skin,w/o wool on/hair on,in the dry s	0	234	0	8 486
4106320000	Tanned/crust hide & skin of swine,w/owool on/hair on,in the dry s	730	1 380	23 306	45 858
4106401000	Tanned/crust hide & skin of reptiles,w/o wool on/hair on,in the w	0	34 088	0	124 552
4106402000	Tanned/crust hide & skin of reptiles,w/o wool on/hair on,in the dr	0	16	0	1 896
4106910000	Oth tanned/crust hide&skin of oth animal,w/o wool on/hair on,in	0	89 817	0	274 773
4106920000	Oth tanned/crust hide&skin of oth animal,w/o wool on/hair on,in	395	10 726	39 042	1 058 122
4107110000	Whole hide&skin,full grains,unsplit ofbovine/ equine animals,w/o f	69 287	430 372	1 845 309	12 417 562
4107120000	Whole hide&skin,grains splits of bovine/ equine animals,w/o hair o	42 437	319 813	810 843	6 193 489
4107190000	Oth whole hide&skin of bovine/ equineanimals, in oth form	346 122	3 232 988	7 371 904	72 778 430
4107910000	Oth whole hide&skin,including side ofbovine/ equine animals,full g	12 561	170 798	387 752	5 551 628
4107920000	Oth whole hide&skin,including side ofbovine/ equine animals, grair	153 260	1 338 164	3 805 033	33 508 580
4107990000	Oth whole hide & skin,including side,ofbovine/ equine animals, in c	836 640	6 915 189	10 325 825	89 214 112
4112000000	Leather further prep. after tanning/crust,oth than leather of headi	21 821	291 798	636 340	7 261 026
4113100000	Leather further prepared after tanning/crusting, of goats or kids	30 569	214 179	1 150 249	7 549 233
4113200000	Leather further prepared after tanning/crusting, of swine	52 982	349 913	922 466	7 081 369
4113300000	Leather further prepared after tanning/crusting, of reptiles	0	1 463	0	16 346
4113900000	Leather further prepared after tanning/crusting, of oth animals	37 144	213 353	238 978	2 483 151
4114100000	Chamois (including combination chamois)leather	9	8 633	3 046	19 443
4114200000	Patent leather&patent laminated leather, metalised leather	117 987	572 950	1 555 077	6 624 721
4115100000	Composition leather with base of leather/leather fibre,in slabs, sh	8 014	103 770	258 512	1 958 524
4115200000	Paring end other waste of compositionleather,not suit for leather	0	60 980	0	58 923
4201000000	Saddlery & harness for any animal of any materials	4 057	5 059	19 960	23 117
4202110010	Travel goods w/ max dimension of h x w x l = 56cm x 45cm x 25cm	96	2 024	5 723	71 226
4202110090	Trunk,suit,vanity,executive,brief-caseswith outer surface of leathe	107 812	1 119 455	1 065 079	9 577 569
4202121100	School satchel with outer surface ofvulcanised fibre	468	80 160	8 085	520 076
4202121900	School satchel with outer surface ofplastics/textile materials	23 416	805 116	159 158	3 451 830
4202129100	Trunk,suit,vanity,executive,brief-casesw/ out surface of vulcanisec	7 554	24 066	141 301	410 327
4202129900	Trunk,suit,vanity,executive,brief-casesw/ out surface of plastics/te	647 708	5 779 031	3 160 880	26 631 637
4202192000	School satchel,trunk,suit,vanity,brief,w/ outer surface of paperboa	0	14 423	0	175 786
4202199000	School satchel,trunk,suit,vanity,brief,w/ outer surface of plastic/te	160 183	1 251 536	432 598	4 536 817
4202210000	Hand bag with outer surface of leatheror of patent leather	7 489	63 517	1 108 752	9 905 089
4202220000	Hand bag with outer surface of plasticsheeting or of textile materi:	225 156	2 412 698	1 859 230	22 669 851
4202290000	Hand bag with other outer surface	953 616	7 418 580	3 249 196	28 603 840
4202310000	Artcl in pocket/ hand bag with outersurface of leather or of patent	43 363	205 667	386 220	2 778 730
4202320000	Artcl in pocket/ hand bag with outer surface of plastics or of textile	92 485	987 687	568 935	6 128 554
4202391000	Article of kind normally carried pocketor in handbag with outer srf	5 277	31 417	30 897	159 575
4202393000	Article of kind normally carried pocketor in handbag w/ outer srfc	0	88	0	653
4202399000	Article of kind normally carried pocketor in handbag with outer srf	19 230	306 503	156 428	1 454 214
4202911100	Sport bags,with outer surface of leather composition leather/of pa	0	53	0	10 650
4202911900	Oth Sport bags,with outer surface oflthr composition leather/of pa	486	1 707	41 873	164 031
4202919000	Oth artcls with outer surface of leather or of patent leather	110 512	663 613	263 117	2 361 121
4202921000	Toiletry bags with outer surface ofplastic or of textile materials	9 459	56 847	98 476	346 279
4202922000	Bowling bags with outer surface ofplastic or of textile materials	0	73	0	3 198
4202929000	Other articles with outer surface ofplastic or of textile materials	177 329	1 390 799	1 430 001	11 784 556
4202991000	with outer surface of vulcanised fibreor paperbord oth bags	2 797	145 951	5 326	290 535

I.3. IM POR M ENURUT KOM ODITI / IM PORT BY HS COM M ODITY
***** OKTOBER / OKTOBER 2014 *****

H S	Uraian Komoditi Commodity Description	Berat Bersih / Net Weight (Kg)		Nilai / Value C.I.F (US\$)	
		Bulan ini Current Month	Kumulatif Cum.Jan. to date	Bulan ini Current Month	Kumulatif Cum.Jan. to date
4202992000	with outer surface of vulcanised fibreor paperbord oth bags of coj	0	9	0	2
4202999000	Oth than trunk, suit-cases,handbags, & similar containers	80 867	675 875	717 196	3 800 995
4203100000	Articles of apparel of leather or ofcomposition leather.	1 184	11 515	67 246	746 694
4203210000	Gloves,mittens & mitts speciallydesigned for use in sports of leath	0	14 321	0	369 064
4203291000	Protective work gloves of leather or ofcomposition leather	35 716	225 414	198 396	1 355 172
4203299000	Oth gloves, mittens & mitts of leatheror of composition leather	32 220	768 681	77 619	704 058
4203300000	Belts & bandoliers of leather or ofcomposition leather	49 088	469 129	418 982	4 001 335
4203400000	Oth clothing access of leather or ofcomposition leather	2 697	138 494	90 972	854 683
4205001000	Oth articles of leather or ofcomposition leather, boot laces ; mats	7 749	39 395	196 505	935 140
4205002000	Oth articles of leather, industrialsafety belt & harnesses	7 844	151 667	37 202	722 110
4205003000	Leather strings or cords for jewelry orfor personal adornment	411	23 789	7 453	212 860
4205004000	Oth articles of a kind used in machinery or mechl appliance or for	181	30 264	1 528	142 523
4205009000	Oth articles of leather oth than bootlaces,safety belt & leather stri	1 991	27 261	91 578	1 543 851
4206009000	oth articles of gut of goldbeaters skinof bladders or of tendons	0	44	0	275 368
4301800000	Raw furkins Oth furskins, whole, with or without head, tail or paw:	117	2 791	34 584	954 747
4302190000	Tanned or dressed furskins, oth than ofmink	0	26 758	0	1 680 098
4302300000	Tanned or dressed furskins, whole skins& pieces or cuttings therec	0	483	0	6 028
4303100000	Articles of apparel, clothingaccessories oth articles of furskin	114	2 478	3 762	656 501
4303902000	Article for industrial uses oth than offurskin	534	5 935	9 783	397 814
4303909000	Oth article of apparel,clothing accessories of furskin	925	17 035	118 667	4 354 050
4304001000	Artificial fur and articles thereof	64	7 926	797	1 066 960
4304002000	Article for industrial uses ofartificial fur	321	2 448	34 982	142 497
4304009100	Sport bags of artificial fur and andarticles thereof	0	11 665	0	22 506
4304009900	Oth then artificial fur& articles forindustrial uses& sport bags	357	358	393	411
4401100000	Fuel wood,in logs,in billets,in twigsfaggots or in similar forms	23 810	98 477	14 999	59 821
4401210000	Coniferous, wood in chips or particles	0	55 005	0	17 744
4401220000	Non-coniferous wood in chips or particles	3 600	54 193	2 109	55 580
4401310000	Wood pallets sawdust& wood waste and scrap, wheter or not anç	0	34 764	0	17 031
4401390000	Oth Sawdust& wood waste& scrap,whether ornot agglomerat in loç	624 841	13 403 168	188 776	4 214 850
4402901000	Oth than wood charcoal(including shell or nut charcoal), of bambo	2 000	23 457	1 734	21 811
4402909000	Oth wood charcoal(including shell or nut charcoal), of coconut she	252	2 058	10 561	71 728
4403101000	Baulks,sawlogs&vener logs wood in the rough,whether or not atriç	303	141 695	1 837	267 880
4403109000	Oth baulk,sawlog,pit-props,poles,piles treated with paint	20 332	242 667	22 287	222 856
4403209000	Other than wood of coniferous in the rough, not treated	99 801	3 679 006	74 035	1 858 799
4403419000	Oth than wood of dark&light red meranti, meranti bakau,in the ro	87 400	3 249 086	2 011	77 982
4403499000	Other than wood of other tropical wood in the rough, not treated	87 999	177 998	59 635	116 197
4403911000	Baulks sawlog & veneer log of oak not treated	142 883	6 905 382	56 734	2 781 072
4403919000	Other than wood of oak in the rough, not treated	338 239	4 121 321	174 796	1 956 091
4403921000	Baulks sawlog & veneer log of oak	0	133 546	0	17 853
4403929000	Other than wood of beech in the rough, not treated	24 755 230	168 871 719	1 863 435	12 730 861
4403991000	Baulks sawlog & veneer log of other tree not treated	25 801	131 258	69 729	344 934
4403999000	Other than wood of other tree in therough, not treated	91 174	2 652 430	20 106	477 758
4404201000	Hoopwood, split poles;piles, picket & the like of non coniferous	94 664	392 036	329 259	1 253 316
4404209000	Oth than Hoopwood, split poles;piles,picket & the like of non conil	1	26 563	2	43 252
4405001000	Wood wool,	920	90 680	398	32 626
4405002000	Wood wool, wood flour.	1 130 051	12 265 171	361 664	3 745 106
4406900000	Oth Railway or tramway sleepers(cross-ties) of wood impregnated	0	35 229	0	73 576
4407100000	Wood sawn/ chipped length of a thick > 6 mm.of Coniferous,Plane	7 429 710	59 415 617	5 166 376	39 480 325
4407219000	Wood sawn/ chipped length of a thick > 6 mm.of Mahogany,not pl	0	98 301	0	175 656
4407229000	Wood sawn/ chipped of a thick > 6mm.ofVirola,Imbuia&Balsa,not	6 942	6 942	43 800	43 800
4407251900	Wood sawn/ chipped of a thick > 6mm. ofdark&light red meranti,ç	0	32 835	0	59 008
4407252100	oth wood sawn/ chipped of a thick > 6 mm.of meranti bakau,plane	111 257	2 840 075	120 323	2 436 096
4407279000	Wood sawn/ chipped of a thick > 6 mm.ofSapelli,not planed, not S	23 390	1 562 095	11 661	1 046 722
4407289000	Wood sawn/ chipped of a thick > 6 mm.ofIroko,not planed, not Sa	33 822	400 065	30 983	456 331
4407291900	Oth than wood sawn/ chipped of a thick > 6 mm of Jelutong,Not p	65 812	163 570	72 035	179 927
4407292900	Oth than wood sawn/ chipped of a thick > 6 mm.of Kapur,Not plan	0	30 660	0	37 049
4407293900	Oth than Wood sawn/ chipped of a thick > 6 mm.of Kempas,Not p	0	2 375	0	10 696
4407294100	Wood sawn/ chipped of a thick > 6 mm.ofKeruing,Planed,sanded c	0	2 781	0	2 968
4407296900	Wood sawn/ chipped of a thick > 6 mm.ofTeak,Not planed, not Sa	57 604	359 581	117 636	765 428
4407297100	Wood sawn/ chipped of a thick > 6 mm.ofBalau,Sanded or end-joi	0	2 471	0	2 637
4407297900	Oth wood sawn/ chipped of a thick >6 mm.of Balau,Not planed, nc	0	5 779	0	18 818
4407299200	Wood sawn/ chipped of a thick > 6 mm.ofJongkong & Merbau oth	0	120	0	128
4407299300	Oth sanded or end jointed&of a thick> 6 mm jongkok & merbau	45 672	219 797	14 455	94 835
4407299990	Oth than tropical wood, oth sanded or end jointed&planed,thickn	44 623	101 757	67 158	196 260

I.3. IM POR M ENURUT KOM ODITI / IM PORT BY HS COM M ODITY

*** OKTOBER / OKTOBER 2014 ***

H S	Uraian Komoditi Commodity Description	Berat Bersih / Net Weight (Kg)		Nilai / Value C.I.F (US\$)	
		Bulan ini Current Month	Kumulatif Cum.Jan. to date	Bulan ini Current Month	Kumulatif Cum.Jan. to date
4407911000	Wood sawn/ chipped of a thick > 6 mm.ofOak,Sanded or end-joint	324 756	2 000 414	386 375	1 978 763
4407919000	Oth wood sawn/ chipped of a thick> 6 mm of Oak,Not planed, not	2 779 776	21 413 445	2 879 142	20 844 914
4407921000	Wood sawn/ chipped of a thick > 6 mm.ofbeech,Planed	51 225	500 859	49 480	409 407
4407929000	Wood sawn/ chipped of a thick > 6 mm.ofbeech,Not planed, not S	96 183	1 843 293	78 231	1 390 363
4407931000	Wood sawn/ chipped of a thick > 6 mm.ofMaple,Sanded or end-jo	901	4 946	21 326	80 947
4407939000	Oth than wood sawn/ chipped of a thick > 6 mm.of Maple,Not pla	112 057	2 235 154	150 330	4 324 755
4407959000	Oth wood sawn/ chipped of a thick> 6 mm of Ash,Not planed, not	42 812	653 119	94 567	1 223 815
4407991000	Oth than wood sawn/ chipped of a thick> 6 mm.of Other tree,Plan	100 256	1 570 264	60 117	950 348
4407999000	Wood sawn/ chipped of a thick > 6 mm.ofOther tree,Not planed, r	1 433 314	15 913 110	1 333 085	14 809 289
4408101000	Cedar wood slats prepared for pencilmanufact;radiata pinewood c	287 016	2 690 232	106 380	1 372 963
4408103000	Face veneer sheets, coniferous	46 319	436 340	200 209	1 768 460
4408109000	Oth Coniferous,oth cedar wood slats,face veneer sheets	82 335	2 358 466	430 804	4 626 438
4408310000	Dark red meranti, light red meranti andmeranti bakau of the tropic	0	700	0	6 470
4408399000	Oth jelutong wood and oth wood preparedfor pencil manufact	188 156	1 546 290	478 711	3 508 453
4408900000	Oth than sheets for veneering and of the tropical wood of thicken	698 078	6 063 481	1 494 240	16 315 017
4409100000	Coniferous wood cotinuously shapedalong any of its edgee,ends/f	269 504	983 681	87 618	751 921
4409210000	Non coniferous of bamboo	24 204	24 204	33 128	33 128
4409290000	Oth non coniferous oth teak stripsfriezes for parquet flooring	30 469	428 049	45 157	785 657
4410110000	Particle board & similar board of woodor other ligneous materials	17 751 871	219 459 666	4 575 663	55 956 664
4410120000	Oriented strand board of wood	0	24 914	0	32 945
4410190000	Oth particle board,oriented strand board (osb) of wood	742 435	10 341 340	287 466	3 438 039
4410900000	Oth than Particle board & similar boardof other ligneous materias	229 847	843 006	124 921	398 899
4411120000	Medium density fibreboard (mdf) of a thickness < 5mm	3 055 470	27 560 255	1 455 596	13 500 396
4411130000	Medium density fibreboard (mdf) of athickness > 5mm and < 9 mm	1 317 858	12 471 396	819 901	8 026 115
4411140000	Medium density fibreboard (mdf) of athickness > 9 mm	3 157 267	32 739 230	1 444 931	15 948 827
4411920000	Oth fibreboard of a density >0.8g/cm3	230 880	2 114 778	161 827	1 490 487
4411930000	Oth fibreboard of 0,5g/cm<density <0,8g/cm3	695 250	4 599 282	286 771	1 983 994
4411940000	Oth fibreboard of a density <0.5g/cm3	60 680	402 723	34 471	246 589
4412100000	Plywood,veneered panel&similar laminated wood of bamboo	0	84 129	0	78 542
4412310000	Oth plywood,consisting solaly <6mmthinkness w/ at least one out	298 716	3 721 747	208 173	3 223 263
4412320000	Oth plywood,each thick.<6mm with atleast one outer ply of non c	929 728	5 585 362	696 319	4 125 690
4412390000	Oth plywood consisting solely of sheetsof wood of each thick < 6 n	6 951 205	51 600 927	3 307 420	25 348 565
4412940000	Oth plywood,veneered panels&similar wood of blockboard,lamint	24 059	494 802	40 596	594 724
4412990010	Veneered panels& similar w/at least oneother wood	1 197	31 114	319	53 238
4412990090	Veneered panels& similar w/at least oneother wood	724 862	4 985 731	517 440	4 277 114
4413000000	Densified wood, in blocks,plates,stripsof profile shapes.	24 467	314 483	48 495	757 359
4414000000	Wooden frames for paintings, photographs mirrors or similar obje	7 606	112 119	24 429	390 879
4415100000	Cases, boxes, crates, drums & similar packings; cable-drums	10 691	52 115	23 441	197 836
4415200000	Pallets,box pallets& other load boards;pallet collars	232 161	2 249 222	142 279	1 724 902
4416009000	Casks,barrels,vats,tubs&other coopersproducts & parts thereof, of	0	294 275	0	320 816
4417001000	Tools,tool bodies,tool handles,broom orbrush bodies & handles, o	345	16 297	1 690	179 955
4417009000	Oth Tools,tool bodies,tool handles,broom or brush bodies & handl	129 679	1 621 661	194 137	2 557 960
4418100000	Windows,french-windows&their framesof wood	0	1	0	6
4418200000	Doors & their frames & thresholds ofwood	67 234	437 566	76 784	773 037
4418400000	Shuttering for concrete construal workof wood	0	1 084 126	0	2 165 177
4418500000	Shingles & shakes of wood	0	4 548	0	4 853
4418600000	Posts and beams	0	39 219	0	63 524
4418720000	Oth multilayer bullders joinery and carpantry of wood	26 327	193 986	67 357	441 959
4418790000	Oth assembled flooring panels of wood	1 294	147 881	2 676	334 132
4418901000	Oth Cellular wood panels	0	58 167	0	104 782
4418909000	Other builders joinery & carpentry of wood	396 892	3 037 840	371 068	2 962 865
4419000000	Tableware and kitchenware, of wood.	40 034	341 551	62 519	552 480
4420100000	Statuettes & oth ornaments, of wood	1 907	54 358	21 919	275 728
4420901000	Oth wooden articles of furniture notfalling in chapter 94	88	1 902	41 877	55 045
4420909000	Oth wood marquetry and inlaid,casket and similar articles of woo	60 027	446 844	102 102	1 140 904
4421100000	Clothes hangers of wood	22 564	186 534	73 348	6 666 295
4421901000	Spools, cops & bobbins, sewing threadreels and the like of wood	13	3 916	455	36 805
4421902000	Match splints	0	15 332	0	21 094
4421903000	Wooden pegs or pins for footwear	1 171	40 927	4 428	115 460
4421904000	Candy-sticks, ice-cream sticks & Ice cream spoons	234 169	2 012 522	237 854	3 379 469
4421907000	Fans & handscreens, frames & handles of wood	1	17	166	338
4421908000	Toothpicks of wood	37 271	686 339	26 641	383 507
4421909300	Prayer beads	0	1 989	0	20 242
4421909400	Oth beads	153	4 155	1 036	76 924

I.3. IM POR M ENURUT KOM ODITI / IM PORT BY HS COM M ODITY

*** OKTOBER / OKTOBER 2014 ***

H S	Uraian Komoditi Commodity Description	Berat Bersih / Net Weight (Kg)		Nilai / Value C.I.F (US\$)	
		Bulan ini Current Month	Kumulatif Cum.Jan. to date	Bulan ini Current Month	Kumulatif Cum.Jan. to date
4421909900	Other wooden articles	490 317	3 029 823	610 468	4 386 243
4501100000	Natural cork, raw / simply prepared;wasta cork,crushed,granulate	315	3 317	1 212	22 332
4501900000	Oth Natural cork,raw/ simply prepared; wasta cork,crushed,granul	358	15 646	901	64 756
4502000000	Natural cork,debarked or roughly squared or in rectangular (includ	15 958	42 075	15 617	111 711
4503100000	Corks and stoppers	236	3 744	1 494	20 593
4503900000	Other articles of natural cork.	15 909	110 657	63 834	507 800
4504100000	Blocks, plates, sheets & strip; tiles of any shape;solid cylinders,inc	3 960	124 382	47 444	1 165 890
4504900000	Other agglomerated cork and articles ofagglomerated cork	23 290	367 470	95 490	1 340 261
4601210000	Mats, matting and screens of vegetablematerials of bamboo	3	27 314	649	35 915
4601220000	Mats, matting and screens of vegetablematerials of rattan	0	732	0	32 494
4601290000	Oth mats,matting & screens of vegetablevegetable of material	10	84 050	157	299 220
4601921000	Plaits and similar products of plaitingmaterial of bamboo	0	280	0	8 190
4601929000	Other of bamboo	0	133 338	0	211 809
4601999000	Oth Plaits & similar products of plaiting of other materials,whethe	13	286	161	8 452
4602110000	Basketwork, wickerwork & other articles, of vegetable material of	238 366	574 257	175 907	467 124
4602120000	Basketwork, wickerwork & other articles, of vegetable material of	246	1 436	689	5 221
4602190000	Oth than basketwork, wickerwork & otherarticles, vegetable mate	2 273	7 911	12 555	41 007
4602900000	Oth basketwork, wickerwork & otherarticles, of other materials	35	3 658	424	14 274
4701000000	Mechanical wood pulp.	15 181 033	158 042 820	8 497 003	96 578 079
4702000000	Chemical wood pulp, dissolving grades.	49 946 864	436 897 036	44 685 016	400 448 849
4703110000	Chemical wood pulp, soda, oth than dissolving grades,unbleached,	2 135 832	54 658 289	1 509 505	38 797 644
4703190000	Chemical wood pulp, soda, oth than dissolving grades,unbleached,	0	298 648	0	192 628
4703210000	Chemical wood pulp, soda, oth than dissolving grades,bleached,co	77 080 776	576 255 354	58 879 920	449 954 257
4703290000	Chemical wood pulp, soda, oth than dissolving grades,bleached,no	5 164 866	57 338 366	2 841 991	38 284 925
4704110000	Chemical wood pulp,sulphite,oth than dis solving grades,unbleach	0	4 022 261	0	2 719 810
4704190000	Chemical wood pulp,sulphite,oth than dis solving grades,unbleach	0	7 000	0	37 800
4704210000	Chemical wood pulp,sulphite,oth than dis solving grades,bleached	928 542	14 474 886	736 579	10 734 283
4704290000	Chemical wood pulp,sulphite,oth than dis solving grades,bleached	6 810	134 587	12 932	328 569
4705000000	Wood pulp obtained by a combination ofmechanical & chemical p	6 891 855	43 141 716	3 920 439	25 430 683
4706100000	Cotton linters pulp	270 916	5 818 499	1 112 143	12 742 708
4706200000	Pulps of fibres derived from recovered (waste & scrap) paper or pa	1 443	114 124	15 790	214 572
4706300000	Pulps of fibres derived from recoveredof oth than bamboo	36 006	59 872	33 337	66 366
4706910000	Mechanical pulps of fibres derived fromrecovered paper or paper	406 517	5 218 108	323 181	4 003 393
4706920000	Chemical pulps of fibres derived fromrecovered paper or paperbo	637 789	2 858 845	839 527	4 184 139
4706930000	obtained by a combination of mechanical&chemical proceses reco	17	2 397	259	28 232
4707100010	Recovered Unbleached kraft paper & paperboard for paper makin	116 429 328	1 321 249 033	24 461 693	272 309 224
4707100090	Recovered Unbleached kraft paper & paperboard for paper other	1	106 845	158	156 494
4707200010	for paper making purpose Recoveredbleached chemical pulp,	3 089 177	51 008 825	983 379	15 350 213
4707200090	Recovered bleached chemical pulp, forother purpose	28	893	313	11 680
4707300010	Recovered mechanical pulp paper orpaperboard for paper making	54 816 696	487 546 928	12 000 408	104 126 512
4707300090	Recovered mechanical pulp paper orpaperboard for other purpose	4	13 369	65	94 179
4707900010	Recovered unsorted waste & scrap paper & paperboard for paper	10 200 671	100 199 757	1 719 041	17 323 357
4707900090	Recovered unsorted waste and scrappaper & paperboard for othe	68	277	4 087	6 565
4801001000	Newsprint, in rolls or sheets. weighingnot more than 55 g/m2	0	936 119	0	373 259
4801009000	Newsprint, in rolls or sheets. weighingmore than 55 g/m2	244 771	2 320 493	223 925	1 993 864
4802100000	Hand-made paper and paperboard	59 247	264 271	66 212	668 178
4802201000	Paper and paperboard of a kind used as for photo sensitive,heat-s	0	438	0	10 886
4802209000	Oth Paper and paperboard of a kind usedas for photo sensitive,he	81 026	13 551 663	846 724	12 325 399
4802401000	Wallpaper base in rolls of not more than 15 cm in width rectangul	0	1 281	0	11 147
4802409000	Oth paper and peperboard, not containing fibres obtained by a me	34 197	91 104	137 537	326 695
4802541900	Other paper and paperboard, not containing fibres Weighing < 40	387	265 490	290	300 932
4802542900	Alumunium base paper, not containingfibres Weighing < 40 g/m2	46 539	233 216	67 002	423 478
4802543000	Alumunium base paper, not containingfibres Weighing < 40 g/m2	0	964	0	25 141
4802549000	Alumunium base paper, not containingfibres Weighing < 40 g/m2	312 031	2 264 602	494 411	3 676 900
4802552000	Fancy paper and paperboard,purpose40< weight <150 g/m.,roll	91 783	1 259 424	97 335	1 321 439
4802553900	Oth paper,no fibres, for other purpose 40< weight <150 g/m.,roll	1	43 875	1	35 928
4802554000	Base paper of a kind used manufature fibres, for oth purpose 40<w	0	14	0	515
4802555000	Paper,no fibres, for other purpose 40< weight <150 g/m.,roll	1 564	13 440	15 385	128 623
4802559000	Oth paper,no fibres, for other purpose 40< weight <150 g/m.,roll	627 887	10 252 551	718 717	11 441 534
4802562000	Fancy paper and paperboard, in rectangular =<36cm oth side =15c	966	44 905	5 741	122 876
4802563100	with no side exceeding 36 cmin theunfolded state 40< weight <15	0	92 942	0	81 125
4802563900	Paper,no fibres, for other purpose40< weight <150 g/m.,sheet	823	8 763	8 210	99 419
4802569000	Other than Paper,no fibres, for otherpurpose40< weight <150 g/n	35 946	187 815	53 755	382 081
4802571900	Other paper & paperboard, weight>40g/m2and =< 150g/m2	0	165 657	0	279 584

I.3. IM POR M ENURUT KOM ODITI / IM PORT BY HS COM M ODITY
***** OKTOBER / OKTOBER 2014 *****

H S	Uraian Komoditi Commodity Description	Berat Bersih / Net Weight (Kg)		Nilai / Value C.I.F (US\$)	
		Bulan ini Current Month	Kumulatif Cum.Jan. to date	Bulan ini Current Month	Kumulatif Cum.Jan. to date
4802579000	Other paper & paperboard, weight>40g/m2and =< 150g/m2	251 519	2 819 502	289 895	3 571 766
4802582100	Fancy paper&paperboard,in roll width <=15cm/in rectang sheet<3	0	14	0	194
4802582900	Oth fancy paper & paperboard,oth in roll width<=15cm/in rectang	135 673	824 247	99 264	740 059
4802589000	Oth paper,no fibres, for other purpose weight >150 g/m	498 664	2 673 355	570 135	4 401 304
4802613000	Paper, fibres>10%, aluminium paper paper,in rolls	0	2 000	0	3 070
4802614000	Paper,fibres>10%,oth aluminium paper, banknotes,printing,writin	0	39 016	0	64 690
4802619000	Oth Paper,fibres>10%,oth aluminium paper, banknotes,printing,w	626 535	6 417 777	535 697	5 444 313
4802621000	Paper, fibres, aluminium paper base in sheets with 435< one side	0	1 332	0	23 709
4802622000	Paper,fibres,banknotes,manuf of gypsumboard,in sheets 435<one	28 873	349 050	198 850	1 838 261
4802629000	Oth paper,fibres, for other purpose, insheets with 435< one side <	13	26 500	204	143 493
4802690000	Oth paper,fibres, for other not purpose, of fibres>10%, paper in ro	82 248	2 119 658	210 942	3 028 927
4803003000	Of Cellulose wadding or of web cellulose fibres toilet or farcial tiss	663 489	3 916 008	895 374	6 319 399
4803009000	Oth of cellulosa wading&tissue paper/toilet/ facial tissue stock&sin	145 544	944 492	472 029	3 820 308
4804110000	Kraftliner paper&paperboard,in rolls orsheets,unbleached	788 516	9 363 348	469 981	5 634 437
4804190000	Oth kraftliner paper&paperboard	1 293 959	11 396 092	919 715	7 952 586
4804211000	Sack kraft paper for making cement bag in rolls or sheets,unbleach	10 236 596	88 120 240	9 921 668	91 587 527
4804219000	Oth sack kraft paper for making cement bag in rolls or sheets,unbl	377 714	2 958 225	393 014	3 319 527
4804290000	Oth composite papers, in rolls or sheets	244 686	1 583 541	259 076	1 359 901
4804311000	oth kraft paper and paperboard, weighing 150 g/m,unbleached	278 927	2 748 034	273 097	4 042 866
4804313000	Wet strenght 40g to 60g, for plywoodadhesive tape,weigh 150g/m	181 073	4 387 997	219 180	4 699 034
4804314000	Other kraft paper&wet strenght weighing150 g/m,unbleached	1 077	4 614	4 167	35 894
4804315000	Other kraft paper&wet strenght weighing150 g/m,unbleached	209	395	7 006	8 432
4804319000	Other than kraft paper & wet strenghtweighing 150 g/m,unbleach	680 093	6 885 575	1 027 694	7 349 685
4804391000	Of a wet adhesive tape,40-60g,used in mnfact. weight <= 150g/m	24 458	186 762	23 888	209 991
4804392000	Adhesive tape,40-60g,not used in mnfact weigh <= 150g/m2,ble	731	5 149	14 365	21 123
4804399000	Oth adhesive tape,40-60g,not used inmnfact weigh <= 150g/m2,l	281 982	3 463 589	249 521	3 154 458
4804411000	Elect grade insulating kraft paper, 150<weighing< 225 g/m,unblea	203 529	1 530 401	238 119	1 910 335
4804419000	Oth elect grade insulating kraft paper,150<weighing <225 g/m,unt	763 238	7 546 691	732 155	7 618 768
4804420000	Bleached uniformly throughout the mass&>95% wood fibres,150<	719	30 125	5 176	32 540
4804499000	Other kraftpaper& paperboard 150< weighing< 225 g/m	980	151 619	2 401	630 445
4804511000	Elect grade insulating kraft paper,press board weighing >600g/m,u	0	3 155	0	21 651
4804512000	Oth wet strenght 40g to 60g,for plywoodadhesive tape,weigh>225	0	672	0	1 344
4804519000	Oth than wet strenght 40g to 60g,/ply wood adhesive tape,weigh>	592 178	5 610 901	387 490	3 757 487
4804520000	Bleached of kind used in the manufact of gypsum boards	183 782	1 745 527	236 416	2 470 473
4804590000	Other kraftpaper& paperboard weighing 225 g/m or more	39 909	623 271	110 403	1 096 725
4805110000	Oth uncoated paper&paperboard,in rollsfluting paper,	669 422	3 974 163	238 299	1 494 708
4805129000	Uncoated paper&paperboard,oth semichemical,straw flutingpaper	10 165	563 471	44 028	780 365
4805191000	Uncoated paper&paperboard,oth flutingpaper	640 811	640 811	263 973	263 973
4805199000	Oth uncoated paper and paperboard, inrolls or sheets	233 171	3 516 685	149 115	2 370 021
4805240000	Uncoated paper&paperboard,testlinerweighing 150 g/m2 or less	102 044	1 734 859	37 864	765 976
4805251000	Uncoated paper&paperboard,testlinerweighing >= 150 g/m2	345 945	2 893 074	224 123	1 857 481
4805259000	Uncoated paper&paperboard,testliner othof weighing >= 150 g/m	1 851 037	17 944 351	1 009 976	9 754 188
4805301000	Paper,sulphite wrapping paper, coloredmatch wrapping paper	0	1 862	0	2 940
4805309000	Paper,sulphite wrapping paper, othcolored match wrapping paper	163 950	4 892 052	153 009	2 334 954
4805400000	Filter paper and paperboard	462 270	4 507 465	1 802 932	19 560 789
4805500000	Felt paper and paperboard	84 989	681 041	182 987	1 565 026
4805911000	Paper used as packing of flat glassproduct, resin<0,6%,wg<150g/m	5 381	48 204	10 227	128 278
4805912000	Uncoated paper&paperboard,oth blotting,&joss paper,weighing15	19 493	100 354	18 338	89 099
4805919000	Uncoated paper&paperboard,oth blotting,&joss paper,weighing15	160 108	1 032 208	390 076	2 759 635
4805921000	Multi-ply paper and paperboard of 150<weighing<225g/m	269	794	1 427	3 467
4805929000	Uncoated paper&paperboard of oth150<weighing<225g/m	3 564 292	28 076 500	2 093 221	16 764 851
4805931000	Multi-ply paper and paperboard of weighing > 225g/m2	406 945	2 191 583	231 390	1 480 338
4805932000	Blotting paper of other weighing > 225g/m2	5 769	279 319	9 523	266 570
4805939000	Oth Multi-ply paper&Blotting paper of other weighing > 225g/m2	83 416	1 075 096	179 270	2 247 514
4806100000	Vegetable parchment	57 862	685 420	140 775	1 722 614
4806200000	Greaseproof papers	119 111	1 437 400	128 478	2 058 504
4806300000	Tracing papers	37 069	152 820	77 361	304 409
4806400000	Glassine and other glazed transparent or translucent papers	1 001 408	8 749 318	1 347 466	11 842 775
4807000000	Composite paper and paperboard notsurface-coated or impregnat	1 309 501	7 928 089	955 984	5 980 405
4808100000	Corrugated paper&paperboard,whetheror not perforated,in rolls c	372 572	2 837 392	476 625	3 453 523
4808400010	Sack kraftpaper,creped,crinkled,whether, not embossed / perforat	108 666	894 650	122 441	857 223
4808400090	Oth kraftpaper,creped or crinkle,whether or not embossed or perf	22 650	496 838	136 964	2 024 847
4808902000	Paper&paperboard,oth embossed fancypaper used printing,cover,	0	14 278	0	24 780
4808903000	Paper&paperboard,embossed paperfancypaper used printing,cove	0	66 537	0	117 635

I.3. IM POR M ENURUT KOM ODITI / IM PORT BY HS COM M ODITY

*** OKTOBER / OKTOBER 2014 ***

H S	Uraian Komoditi Commodity Description	Berat Bersih / Net Weight (Kg)		Nilai / Value C.I.F (US\$)	
		Bulan ini Current Month	Kumulatif Cum.Jan. to date	Bulan ini Current Month	Kumulatif Cum.Jan. to date
4808909000	Oth than Paper&paperboard,oth embossedfancypaper used printi	159 973	1 433 983	409 971	3 805 068
4809200000	Self-copy paper	320	1 149 921	3 125	1 370 494
4809901000	Oth self-copy paper	32 914	470 738	150 580	1 248 458
4809909000	Oth self-copy paper	239 482	3 303 926	369 898	4 891 171
4810131100	Paper&paperboard for photo,heat,elect.in rolls papers of width <1	0	3 136	0	32 321
4810131900	Paper&paperboard for photo,heat,elect.in rolls papers of oth widt	110 611	2 103 078	96 019	1 723 589
4810139110	Paper&paperboard for photo,heat,elect.in rolls papers of oth widt	549 470	3 567 660	4 801 291	26 174 288
4810139190	Paper&paperboard for photo,heat,elect.in rolls papers of width <1	0	1 183 446	0	1 436 264
4810139990	Paper & paperboard for writing or printing in rolls of a width >15 c	2 283 961	21 721 185	2 461 028	22 496 598
4810141100	Paper&paperboard for photo,heat,elect. sensitive 297<one side<4	17	777	2 149	26 560
4810141900	Paper&paperboard for photo,heat,elect. of width < 15cm	121	52 580	1 166	54 005
4810149190	Paper&paperboard for photo,heat,elect. sensitive 297<one side<4	262	2 714	6 449	8 330
4810149990	Paper & paperboard for writing or printing in sheets & unfolded of	0	214 325	0	197 326
4810191100	Other Paper & paperboard for writing orprinting in sheets	0	70 906	0	57 098
4810191990	Other Paper & paperboard for writing orprinting in sheets	414 859	8 408 014	255 581	5 895 799
4810199190	Other Paper & paperboard for writing orprinting in sheets	757 127	4 986 551	460 456	3 905 747
4810199910	Other Banknotes paper	69 876	146 740	698 653	1 481 243
4810199990	Other Paper & paperboard for writing orprinting in sheets	1 109 040	13 078 065	1 054 922	13 821 193
4810221100	Light weight coated paper,Electcardiogr,ultrasonograph,spirome	0	260 232	0	203 732
4810221900	Light weight coated paper; Oth Elect,cardiograph,Ultrasonograph,i	13 931	679 440	24 072	526 690
4810229100	Oth light weight coated paper,in roll of a width 15cm<one side<36	0	226	0	2 738
4810229900	Oth light weight coated paper	734 882	7 198 143	701 620	7 269 840
4810291100	Oth paper of a kind used for printng,elect,cadiograp,ultrasonograp	0	195	0	7 678
4810291900	Oth paper of a kind used for printng,oth electcadiograp,ultrasonoç	20 327	331 473	83 044	620 935
4810299100	Oth paper of a kind used for printng,width 15cm<one side<36cm,u	17 119	173 708	27 818	274 548
4810299900	Oth paper of a kind used for printng	519 054	5 351 035	630 968	5 164 097
4810313100	Base paper of a kind used to manufacture aluminium coated paper	601	1 358	1 148	3 495
4810313900	Other Base paper of a kind used to manuf aluminium coated paper	0	14 798	0	62 470
4810319900	Oth kraft paper,paperboard,not for wrtng printing, other grafic pu	61	128 181	7 711	223 987
4810329000	Kraft paper,paperboard, not for writing,other weight>150g/m2	1 026 369	16 079 606	1 101 519	17 864 815
4810393000	Oth kraft paper,paperboard, not forwriting in rolls width<=15cm,si	5 776	111 543	23 505	1 036 951
4810399000	Other kraft paper,paperboard, not forwriting	129 240	1 881 896	154 442	2 052 124
4810924000	Other paper & paperboard, multiplyrectang < 15 x 36 cm2	333	9 566	2 737	88 892
4810929000	Other paper & paperboard, multiply othrectang < 15 x 36 cm2	1 126 003	17 525 356	1 207 045	15 162 252
4810994000	Oth paper and paperboard of multiplyrectang < 15 x 36 cm2	0	285	0	1 295
4810999000	Oth paper and paperboard of multiply oth rectang < 15 x 36 cm2	135 684	2 027 964	443 437	4 335 046
4811102100	Floor covering on a base of paper orpaperboard,in roll <15cm, rect	10	133	455	7 384
4811102900	Other bituminised/ asphalted paper&paperboard in roll <15cm, rec	1 115	103 811	5 986	324 854
4811109100	Floor covering on a base of paper orpaperboard,in other size	50	178	982	4 425
4811109900	Other bituminised/ asphalted paper & paperboard,in other size	40 161	572 720	154 895	2 479 760
4811412000	Gummed or adhesive paper&paperboard,self-adhesive,rectang<15	10 678	160 899	158 064	1 942 975
4811419000	Gummed/ adhesive paper&paperboard,othself-adhesive,in other s	1 041 332	10 521 803	3 015 582	30 223 792
4811492000	Oth gummed or adhesive paper&paperboard in roll <15cm, rect<1	4 438	37 767	45 548	320 290
4811499000	Oth gummed or adhesive paper&paperboard,in other size	359 765	2 560 572	944 397	10 586 762
4811513100	Floor covering on a paper coated,impregntd wth plastic,bleached,i	0	35 333	0	31 525
4811513900	Oth paper coated,impregnated/ coveredwith plastic,bleached,wg>	677 279	6 941 479	990 673	10 013 828
4811519100	Floor covering on a paper coated,impregntd wth plastic,bleached,i	81 149	81 149	91 699	91 699
4811519900	Oth paper coated,impregnated/ coveredwith plastic,bleached,oth :	317 184	4 181 358	766 546	11 759 054
4811592000	Oth paper coated,impregnated/ coveredwith plastics& aluminium f	1 933 540	21 352 322	7 172 253	86 094 873
4811594100	Floor covering on a paper coated,impregwth plastic,unbleached,re	2 021	18 627	29 424	239 716
4811594900	Oth paper coated,impregnated/ coveredwith plastic,unbleached,re	30 620	1 029 605	201 760	3 382 330
4811599900	Oth paper coated,impregnated/ coveredwith plastic,unbleached,ot	847 262	8 830 625	2 616 852	27 142 342
4811602010	Paper coated,impregnated/ covered withwax,paraffin,stearin,oil,re	20 649	72 841	79 754	274 449
4811602090	Oth Paper coated,impregnated/ coveredwth wax,paraffin,stearin,o	0	85 492	0	66 848
4811609010	Paper coated,impregnated/ covered withwax,paraffin,stearin,oil,ot	69 939	530 947	97 644	924 414
4811609090	Oth Paper coated,impregnated/ coveredwith wax,paraffin,stearin,c	233 796	1 904 009	399 523	3 408 486
4811904100	Flooring covering a paper,cellulose wadd web of cell fibr roll<15cr	47 389	1 028 054	76 867	1 798 115
4811904900	Oth paper, paperboard,cellulose waddingweb of cell fibr roll<15cr	49 835	526 873	169 692	1 717 016
4811909100	Flooring covering a paper,cellulose wadd web of cell fibres,other s	2 073	24 377	5 462	69 500
4811909900	Oth paper, paperboard,cellulose waddingweb of cell fibres,other s	840 660	11 276 560	2 321 090	28 916 546
4812000000	Filter blocks,slabs&plates,of paper pulp	3 546	80 912	32 085	471 912
4813100000	Cigarette paper,in the form of bookletsor tubes	114 560	929 124	608 888	5 544 099
4813200000	Cigarette paper,in the form in rolls ofa width not exceeding 5 cm	350 888	2 531 935	1 319 887	14 623 334
4813901000	Cigarette paper,oth in the of booklets,tubes & in rolls,width <5 cm	118 562	838 216	931 519	5 643 837

I.3. IM POR M ENURUT KOM ODITI / IM PORT BY HS COM M ODITY

*** OKTOBER / OKTOBER 2014 ***

H S	Uraian Komoditi Commodity Description	Berat Bersih / Net Weight (Kg)		Nilai / Value C.I.F (US\$)	
		Bulan ini Current Month	Kumulatif Cum.Jan. to date	Bulan ini Current Month	Kumulatif Cum.Jan. to date
4813909000	Gigarette paper,oth in the of booklets,tubes & in rolls	649 291	6 885 479	2 522 585	32 149 828
4814200000	Wallpaper&similar wall coverings,consist of peper coated wth a gr	398 106	12 408 934	691 192	6 641 893
4814900000	window transparencies of paper	219 803	1 397 916	316 336	3 830 793
4816201000	Self-copy paper (other than of 48.09)inrolls of a width 25<oneside	0	215	0	2 014
4816209000	Other self-copy paper (other than of48.09)	900	128 918	3 660	220 902
4816901000	Carbon paper	849	125 596	10 519	244 901
4816902000	Other copying paper	4	3 800	32	12 434
4816904000	Heat transfer paper	152	65 612	3 532	134 486
4816909000	Other heat transfer paper & offsetplates of paper	61 139	560 444	224 382	2 239 552
4817100000	Envelopes	23 364	343 855	188 357	2 005 923
4817200000	Letter cards,plain postcards and correspondence cards	4 398	48 186	5 446	120 189
4817300000	Boxes,pouches,wallets & writingcompendiums,of paper or paperb	10 481	113 576	34 606	690 379
4818100000	Toilet paper	5 401	10 215	21 029	64 871
4818200000	Handkerchiefs,cleansing or facialtissues & towels	2 056	146 890	11 153	886 632
4818301000	Tablecloths	1 436	37 165	8 119	110 465
4818302000	Serviettes	39	13 624	1 323	72 542
4818500000	Articles of apparel & clothing, of paper pulp,paper	419	6 013	5 401	74 743
4818900000	Other articles of apparel & clothing, of paper pulp,paper	181 170	1 584 867	427 623	3 782 113
4819100000	Cartons,boxes & cases, of corrugatedpaper or paperboard	2 709 612	27 256 584	5 520 149	67 013 958
4819200000	Folding cartons,boxes&cases,of non-corrugated paper or paperbo:	2 870 784	29 931 058	10 524 420	111 293 566
4819300000	Sacks&bags,having a base of a width of40 cm or more	572 179	3 984 127	1 020 730	6 883 102
4819400000	Other sacks and bags, including cones	122 797	3 222 393	676 189	13 089 100
4819500000	Other packing containers,includ recordsleeves	1 166 945	7 224 261	5 459 657	36 046 521
4819600000	Box files,letter trays,storage boxes&similar articles,used in offices,	131 501	1 102 393	392 637	3 910 369
4820100000	Registers,account books,note books,order books,diaries &similar a	78 142	592 863	243 432	2 396 312
4820200000	Exercise books	1 609	257 298	10 521	743 867
4820300000	Binders(other than book covers),foldersand file covers	68 356	173 984	94 044	416 358
4820400000	Manifold business forms& interleavedcarbon sets	472	23 491	5 172	63 968
4820500000	Albums for samples or for collections	6 627	43 955	23 093	191 381
4820900000	Other exercise book,binders,manifold,albums	47 733	491 423	111 051	1 152 844
4821101000	Printed,labels of a kind for jewelery,incl objects personal carried in	125 438	1 172 591	2 004 435	20 115 875
4821109000	Printed,oth labels of a kind for jewel,incl objects personal carried i	531 044	5 173 274	7 648 342	78 246 577
4821901000	Oth printed,labels of a kind for jewel,incl objects personal carried i	9 338	478 397	139 629	2 261 444
4821909000	Oth printed,oth labels of a kind for jewell incl objects personal cari	246 386	2 054 852	1 027 493	11 383 920
4822101000	Cone of pulp of a kind used for windingtextile yarn	0	102 428	0	268 120
4822109000	Bobbins,spools,cops&similar of pulp,othof a kind used for winding	516	10 530	1 703	99 028
4822901000	Oth Cone	84 672	698 570	96 136	857 695
4822909000	Other bobbins,spools,cops & similar	9 531	455 555	140 605	3 078 155
4823201000	Filter paper in rolls or sheets,instrips,rolls or sheets	199 994	1 988 711	1 171 091	11 504 912
4823209000	Othert filter paper in rolls or sheets	246 584	1 109 838	993 652	5 622 593
4823402100	Cardiograph recording paper	7 686	17 151	37 632	118 317
4823402900	Oth paper for electro-medical apparatus	160	4 356	4 367	34 219
4823409000	Oth rolls,sheets&dials,printed for self-recording apparatus	66 003	722 208	195 894	2 353 255
4823610000	Trays,dishes,plates,cups&the like,of paper or paperboard of bamb	1	7 518	9	37 109
4823690000	Trays,dishes,plates,cups&the like,ofpaper or paperboard of oth th:	153 856	744 478	339 475	1 949 521
4823700000	Mouldad or pressed articles of paperpulp	102 691	1 975 419	475 758	3 640 446
4823901000	Coconing frames for silk-worms	703	994	1 078	1 474
4823902000	Display cards for jewellery,incl objects personal carried in pocket,ii	111	38 314	7 099	271 603
4823903000	Dia-cut polyethylene coated peperboardof a kind for manufacture	73 103	436 165	59 185	413 795
4823904000	Paper tube sats of kind used for themanufacture of fireworks	69 466	435 338	640 865	4 882 391
4823905100	Kraft paper,in rolls of a width of 209mm weight 150 g/m2 or less	702	19 876	7 756	73 424
4823905900	Kraft paper,in rolls of a width of 209 mOther weight	257	153 646	3 916	224 937
4823906000	Punched jacquard cards	16 502	17 057	12 112	29 474
4823907000	Fans & handsscreen	9 371	60 887	51 745	224 137
4823909200	Joss paper	259 932	2 181 776	433 567	2 900 358
4823909400	Cellulose wadding and webs of cellulosaFibers,coloured or marble:	140	9 387	1 301	25 990
4823909500	Othetr floor coverings on a base of papePeperboard	9	291	202	9 003
4823909600	Oth, cut to shape other than rectangularor square	6 304	86 692	49 220	442 980
4823909900	Other,cut to size/shape,other than inStrips, rolls or sheets	206 618	3 623 153	847 126	11 873 206
4901100000	Printed books,brochures and similar prinin single sheets, whether	14 838	431 146	330 391	2 917 118
4901910000	Dictionaries andencyclopedias,and serialinstalments thereof	37	246	2 346	6 794
4901991000	Educational, technical, scientific,historical or cultural books	116 300	882 797	814 994	4 942 014
4901999000	Oth printed books,brochures, and similarprinted	182 702	2 055 137	1 808 373	17 606 788
4902100000	Newspapers,journals & periodicalsappearing at least four times a v	0	255	0	2 754

I.3. IM POR M ENURUT KOM ODITI / IM PORT BY HS COM M ODITY
***** OKTOBER / OKTOBER 2014 *****

H S	Uraian Komoditi Commodity Description	Berat Bersih / Net Weight (Kg)		Nilai / Value C.I.F (US\$)	
		Bulan ini Current Month	Kumulatif Cum.Jan. to date	Bulan ini Current Month	Kumulatif Cum.Jan. to date
4902901000	Newspapers,journals & periodicalsOth appearing at least four time	592	927	1 364	5 315
4902909000	Other newspapers,journals & periodicals	1 757	65 443	14 137	264 381
4903000000	Childrens picture,drawing or coloringbooks.	12 688	23 880	188 840	228 395
4904000000	Music,printed or in manuscript,whetheror not bound or illustrated	1 695	22 698	66 220	765 119
4905100000	Globes	130	9 099	884	125 645
4905910000	Maps & hydrographic/similar chartsof all kinds,in book form	0	50	0	825
4905990000	Other maps&hydrographic or similarcharts of all kinds	170	6 966	2 111	81 371
4906001000	Plans&drawings,including photographicreproductions on sensitise	132	989	11 026	24 661
4906009000	Plans&drawings,including photographicreproductions on carbon c	4 083	32 344	20 085	1 209 016
4907001000	Banknotes, being legal tender	0	713	0	26 265
4907002100	Postage stamps, unused	0	1	0	5
4907002900	ravanue and similar stamps,unused	967	13 053	1 053 629	4 527 944
4907004000	Stock,share/ bond certificates&similardocuments of title; cheque fi	91	1 045	472	14 967
4907009000	other similar stamps of current/newissue in the country in which t	2 682	8 513	117 698	761 270
4908100000	Transfers (decalcomanias), vitrifiable	19 578	133 071	551 639	4 580 065
4908900000	Other transfers (decalcomanias),vitrifiable	35 738	517 846	1 394 637	14 487 718
4909000000	Printed/illustrated postcards, cardgreetings, messages/ announcen	115	17 846	702	61 520
4910000000	Calendars of any kind,printed,includingcalendar blocks.	7 669	83 822	57 941	212 141
4911101000	Catalogues listingonly educationhistorical or cultural books&public	6 145	516 635	82 618	1 514 921
4911109000	Oth trade advertising material,commercial catalogues and the like	90 997	778 866	1 371 641	21 002 281
4911912100	Wall pictures,anatomical or botanicaldiagrams and charts	30	123	314	10 275
4911912900	Other wall picture & diagrams forinstructional purposes	1 664	25 965	8 506	245 671
4911913100	Printed picture & photograph,anatomical/botanical diagram/ chart	1	50	1	153
4911913900	Oth printed picture & photographoht anatomical/botanical diagra	29	3 175	196	46 396
4911919000	Other picture, designs & photograph	21 116	170 591	683 715	1 336 769
4911991000	Printed card for jewellery,small objectpersonal adorenment/article	44	2 597	102	38 687
4911992000	Printed labels for explosives	17	1 123	31	17 476
4911993000	Educational, technic,scientific,historisor cultural printed on a set o	258	618	6 673	22 200
4911999000	Oth printed card, printed labels,educational printed on a set of car	73 414	1 125 106	895 113	11 592 389
5001000000	Silkworm cocoons suitable for reeling.	32	1 951	1 020	30 477
5004000000	Silk yarn(oth than yarn spun from silkwaste) not put up for retail s	18 025	178 791	35 945	315 174
5005000000	Yarn spun from silk waste,not put up forretail sale.	727	2 008	6 197	22 370
5006000000	Silk yarn & yarn spun from silk waste,put up for retail sale;silk-wor	0	98	0	3 996
5007101000	Fabrics of noil silk: printed by thetraditional batik process	299	2 779	2 758	25 240
5007109010	Fabrics of noil silk: oth printedtraditional batik process	619	1 055	87 853	140 263
5007109090	Other fabrics of noil silk	0	503	0	31 226
5007209010	Oth fabrics, containing >= 85% by weightof silk; printed bleached c	351	351	28 612	28 612
5007209090	Oth fabrics, containing >= 85% by weightof silk; other	100	8 556	2 155	144 857
5007909090	Oth fabrics; containing < 85% by weightof silk	150	1 945	1 698	150 345
5101110000	Shorn wool, not carded/ combed, greasy,including fleece-washed v	11 079	17 259	26 186	231 085
5101190000	Oth Shorn wool,not carded/ combed,greasy,including fleece-washe	0	2 602	0	34 350
5101210000	Shorn wool, not carded/ combed,degreasednot carbonised	58 035	275 757	280 732	1 210 376
5101290000	Other Shorn wool, not carded/ combed,degreased not carbonised	14	259	29	1 422
5102110000	Fine animal hair,not carded/ combedof kashmir (cashmere) goats	0	3 237	0	210 339
5102190000	Fine animal hair,not carded/ combedoth of goats	0	3	0	72
5103300000	Waste of coarse animal hair includeyarn waste but exclude garnet	0	2	0	11
5105100000	Carded wool	0	1 441	0	34 887
5105210000	Combed wool in fragments	5 011	5 011	58 278	58 278
5105290000	Combed wool not in fragments	73 165	624 851	852 159	7 910 003
5105310000	Fine animal hair, carded/ combedof kashmir (cashmere) goats	0	964	0	96 312
5105390000	Fine animal hair, carded/ combedOther of goats	0	940	0	36 995
5106100000	Yarn,carded wool > 85% by weight not putup for retail sale	139	64 581	6 030	1 010 245
5106200000	Yarn,carded wool < 85% by weight not putup for retail sale	6 594	155 069	178 866	2 056 642
5107100000	Yarn,combed wool > 85% by weight not putup for retail sale	920	78 421	10 402	1 928 219
5107200000	Yarn,combed wool < 85% by weight not putup for retail sale	32	85 283	448	991 363
5108100000	Yarn of fine animal hair not put up forretail sale, carded	0	463	0	1 812
5109100000	Yarn,wool/ animal hair > 85% by weight,for retail sale	110 475	898 157	2 450 172	22 353 063
5109900000	Yarn,wool/ animal hair < 85% by weight,for retail sale	51 009	177 738	37 825	223 452
5110000000	Yarn,coarse animal hair/ of horsehairwether not put up for retail s	0	487	0	25 822
5111111000	Woven fabric,carded,wool/ animal hair>85%weight < 300 g/m;prin	11	213	897	4 288
5111119000	Woven fabric,carded,wool/ animal hair>85%weight < 300 g/m;oth	21 269	116 112	7 423 768	11 398 828
5111191000	Woven fabric,carded,wool/ animal hair>85%weight>300 g/m;prin	0	6	0	847
5111199000	Woven fabric,carded,wool/ animal hair>85%weight>300 g/m;oth p	0	3 236	0	96 623
5111200000	Other, mixed mainly or solely withman-made filaments	3 971	84 396	74 210	3 196 557

I.3. IM POR M ENURUT KOM ODITI / IM PORT BY HS COM M ODITY

*** OKTOBER / OKTOBER 2014 ***

H S	Uraian Komoditi Commodity Description	Berat Bersih / Net Weight (Kg)		Nilai / Value C.I.F (US\$)	
		Bulan ini Current Month	Kumulatif Cum.Jan. to date	Bulan ini Current Month	Kumulatif Cum.Jan. to date
5111300000	Other, mixed mainly or solely with man-made staple fibres	4 842	275 956	119 294	2 824 858
5111900000	Other woven fabrics of carded wool or carded fine animal hair	55	5 499	3 261	140 866
5112111000	Woven fabric, combed wool/ animal hair >85% weight <200 g/m; prin	5 820	28 587	49 710	411 424
5112119000	Woven fabric, combed wool/ animal hair >85% weight >200 g/m; oth	70 190	838 978	2 218 458	27 218 220
5112191000	Woven fabric, combed wool/ animal hair >85% weight >200 g/m; prin	0	240 857	0	2 594 592
5112199000	Woven fabric, combed wool/ animal hair >85% weight >200 g/m; oth	8 878	91 110	213 892	2 749 199
5112200000	Oth woven fabric, combed wool/ animal hair mix mainly/ solely with	18 080	135 238	554 875	3 966 313
5112300000	Oth woven fabric, combed wool/ animal hair mix mainly/ solely with	3 713	41 161	105 148	1 166 603
5112900000	Oth woven fabric, combed wool or of fine animal hair.	3 475	72 589	117 819	1 776 289
5113000000	Woven fabrics of coarse animal hair or of horse hair	343	437	6 098	8 204
5201000000	Cotton, not carded/ combed.	63 619 257	570 687 909	120 872 523	1 160 619 458
5202100000	Yarn waste (including thread waste)	0	291 423	0	150 723
5202990000	Cotton waste, not garnetted stock	10 456	96 205	96 296	851 216
5203000000	Cotton, carded/ combed.	0	5 379	0	62 913
5204110000	Cotton sewing thread, not for retail sale cotton weight >=85%	45 623	746 989	498 936	5 390 383
5204190000	Cotton sewing thread, not for retail sale cotton weight <85%	30 858	394 541	325 102	3 725 633
5204200000	Cotton sewing thread, whether for sale	8 883	335 871	31 729	764 484
5205110000	Single yarn of uncombed fibres measuring >714.29 decitex, cotton	50 998	1 287 627	216 678	5 725 803
5205120000	Single yarn of uncombed fibres measuring 232.56 < decitex < 714.29 ,	264 875	2 310 810	805 136	7 621 911
5205130000	Single yarn of uncombed fibres measuring 192.31 < decitex < 232.56 ,	0	105 511	0	498 416
5205140000	Single yarn of uncombed fibres measuring 125 < decitex < 192.32 , cotton	218 023	838 012	1 024 576	4 405 353
5205150000	Single yarn, of uncombed fibres measuring < 125 decitex, cotton >8	0	20 527	0	23 408
5205210000	Single yarn, of combed fibres measuring >714.29 decitex, cotton > 8	20	37	2	94
5205220000	Single yarn, of combed fibres measuring 232.56 < decitex < 714.29 , cotton	20 400	303 570	85 852	1 397 230
5205230000	Single yarn, of combed fibres measuring 192.31 < decitex < 232.56 , cotton	1 723 459	10 674 012	5 988 146	41 063 431
5205240000	Single yarn, of combed fibres measuring 125 < decitex < 192.31 , cotton	567 086	3 908 379	1 903 287	13 110 449
5205260000	Single yarn, of combed fibres measuring 106.38 < decitex < 125 , cotton	0	20 208	0	100 266
5205310000	Multiple yarn, of uncombed fibres measuring >714.29 decitex, cotton	3 451	9 371	14 869	119 513
5205320000	Multiple yarn, of uncombed fibres measuring 232.56 < decitex < 714.29	1 842	190 625	11 272	965 427
5205330000	Multiple yarn, of uncombed fibres measuring 192.31 < decitex < 232.31	0	34	0	961
5205350000	Multiple yarn, of uncombed fibres measuring < 125 decitex, cotton >	0	5	0	222
5205410000	Multiple yarn, of combed measuring 714.29 decitex/ more, cotton >	0	669	0	5 373
5205420000	Multiple yarn, of combed measuring 232.56 < decitex < 714.29, cotton	2 959	225 192	23 878	1 235 279
5205440000	Multiple yarn, of combed measuring 125 < decitex < 192.31, cotton >	6 673	251 121	76 127	2 293 433
5205460000	Multiple yarn, of combed measuring 106.38 < decitex < 125, cotton >	2 368	54 768	12 530	372 171
5205480000	Multiple yarn, of combed measuring < 83.33 decitex, cotton >85%	0	28 743	0	296 279
5206110000	Single yarn of uncombed fibres, measuring >714.29 or decitex, cotton	1 575	189 668	32 129	1 514 295
5206120000	Single yarn of uncombed fibres, measuring 232.56 < decitex < 714.29	35 824	39 606	76 453	84 016
5206130000	Single yarn of uncombed fibres, measuring 192.31 < decitex < 232.56	198	6 268	7 374	40 996
5206140000	Single yarn of uncombed fibres, measuring 125 < decitex < 192.31, cotton	0	5	0	12
5206210000	Single yarn, of combed fibres, measuring >714.29 decitex, cotton <8	1 743	8 893	22 634	118 321
5206220000	Single yarn, of combed fibres, measuring 232.56 < decitex < 714.29, cotton	68 933	1 579 019	296 380	5 633 003
5206230000	Single yarn, of combed fibres, measuring 192.31 < decitex < 232.56	33 835	339 743	147 282	1 252 435
5206240000	Single yarn, of combed fibres, measuring 125 < decitex < 192.31, cotton	2 333	49 964	11 378	233 398
5206310000	Multiple yarn, of uncombed measuring > 714.29 decitex, cotton <85	0	5 413	0	34 140
5206320000	Multiple yarn, of uncombed measuring 232.56 < decitex < 714.29, cotton	2 634	6 606	32 178	81 878
5206340000	Multiple yarn, of uncombed measuring 125 < decitex < 192.31, cotton	0	19 932	0	239 782
5206410000	Multiple yarn, of combed fibres measuring >714.29 decitex, cotton	1 065	1 065	2 804	2 804
5206420000	Multiple yarn, of combed fibres measuring 232.56 < decitex < 714.29	3 201	27 398	55 297	271 167
5206440000	Multiple yarn, of combed fibres measuring 125 < decitex < 191.31, cotton	0	269	0	2 787
5206450000	Multiple yarn, of combed fibres measuring < 125 decitex cotton < 8	0	36 596	0	273 153
5207100000	Cotton yarn (oth sewing thread) retail sale, >=85% cotton by weight	14 588	90 860	116 514	897 441
5207900000	Cotton yarn (oth sewing thread) retail sale, <85% cotton by weight	9 089	84 104	76 426	639 856
5208110000	Woven fabrics of cotton, unbleached weighing <= 100 g/m, >=85%	40 915	1 070 007	770 119	11 750 878
5208120000	Woven fabrics of cotton, unbleached 100 < weighing < 200 g/m, >=85%	83 004	2 211 917	841 316	20 260 491
5208130000	Woven fabrics cotton, unbleached, 3 or 4 thread twill, <200g/m, >=85%	0	958	0	23 874
5208190000	Oth Woven fabrics cotton, unbleached, <200g/m, >=85% of cotton	1 080 204	7 652 675	11 508 905	85 205 540
5208210000	Woven fabrics of cotton, bleached, plain weave, weighing <100g/m, >	123 144	264 874	926 916	2 851 523
5208220000	Woven fabrics of cotton, bleached, plain weave, 100 < weigh < 200 g/n	115 140	682 310	1 302 049	7 374 744
5208230000	Woven fabrics cotton, bleached, 3/4 thread twill, weighing <200g/m	0	1 935	0	17 713
5208290000	Other Woven fabrics cotton, bleached, <200g/m, >=85% of cotton	267 789	1 943 781	2 353 194	17 717 753
5208310010	Woven fabrics cotton, dyed, voile/ chemivoile, weight <100 g/m, >=85%	1 000	11 175	22 463	169 903
5208310020	Woven fabrics of cotton, dyed, cambrics 100 < weigh < 200 g/m, >=85%	0	1 200	0	28 128
5208310090	Other woven fabrics of cotton, dyed, weighing <200 g/m, >=85% of cotton	101 799	977 338	1 064 396	9 698 005

I.3. IM POR M ENURUT KOM ODITI / IM PORT BY HS COM M ODITY

*** OKTOBER / OKTOBER 2014 ***

H S	Uraian Komoditi Commodity Description	Berat Bersih / Net Weight (Kg)		Nilai / Value C.I.F (US\$)	
		Bulan ini Current Month	Kumulatif Cum.Jan. to date	Bulan ini Current Month	Kumulatif Cum.Jan. to date
5208320000	Woven fabrics of cotton,dyed,plain weave weave ,weight <100 g/r	649 155	4 554 879	9 527 514	76 047 415
5208330000	Woven fabrics,dyed, 3-thread/ 4-threadtwill,weighing<200 g/ m, >=	70 804	375 739	737 455	3 710 128
5208390000	Other woven fabrics of cotton,dyed,weighing<200 g/ m, >=85%of c	418 972	3 388 002	4 050 777	34 216 403
5208410010	String Woven fabrics, cont>=85% ofcotton,of diff colour yarn, weig	3 225	26 987	41 891	366 797
5208410090	Oth woven fabrics, cont >=85% of cotton,of diff colour yarn, weigh	165 181	1 120 005	2 429 917	16 012 383
5208420010	String Woven fabrics,cont >=85%, cottonof diff colour yarn, weigh	9	5 156	292	90 794
5208420090	Oth Woven fabrics, cont >= 85% of cottonof diff colour yarn, weigl	697 452	6 413 226	9 944 665	93 149 171
5208430000	3-thread/4-thread twill, including cross weighing > 100 g/ m,>=85%	34 670	752 579	410 215	7 173 623
5208490000	Other fabrics of different color,weighing<200 g/ m, >=85%of cottor	138 639	1 222 496	1 239 731	9 764 508
5208511000	Plain weave,weinghing <=100g/ m2printed by the traditional batik	167	4 501	2 137	66 829
5208519000	Plain weave,weinghing <=100g/ m3, notprinted by the traditional b	2 381	63 113	40 001	1 266 765
5208521000	Plain weave,weinghing >100g/ m2printed by the traditional batik p	0	2 165	0	86 972
5208529000	Plain weave,weinghing >100g/ m3, notprinted bythe traditional ba	63 940	304 316	840 164	4 076 301
5208591000	Other fabrics; printed by traditionalbatik process,<200 g/ m, >=85%	0	8 069	0	127 154
5208599000	Other fabrics; not printed traditionalbatik process,<200 g/ m, >=85	36 334	391 442	243 251	2 973 275
5209110000	Plain weave,unbleached cont.>=85% of cotton, weight >200 g/ m2	24 608	670 709	233 124	5 438 472
5209120000	3-thread/ 4-thread twill,unbleached,>=85% of cotton, weight > 200	27 632	84 744	137 047	404 034
5209190000	Other fabrics unbleached,>=85% cotton,weighing > 200 g/ m2	288 571	4 714 342	2 873 806	43 397 807
5209210000	Woven fabric bleached ,Plain weave >=85%cotton, weighing > 200	649	12 676	5 359	174 131
5209220000	3-thread/ 4-thread twill,bleached,>=85%weighing>200g/ m	1	7 095	26	100 275
5209290000	Other woven fabric bleached ,cont 85%of cotton weight > 200 g/ m	69 640	563 842	924 662	6 818 491
5209310000	Woven fabrics dyed, plain weave,cont.85%of cotton, weight > 200	192 906	2 301 655	2 234 583	22 609 855
5209320000	3or4 thread icl cross twill,dyed,>= 85%,weight>200g/ m	536 790	2 901 141	5 006 616	27 319 656
5209390000	Other woven fabrics,dyed, cont.85% of cotton,weight > 200 g/ m2	553 554	4 236 046	4 709 733	35 282 739
5209410000	Woven fabrics of yarn different colours,plain weave,>=85% cotton	24 419	363 515	302 826	4 029 382
5209420000	Woven fabrics of yarn different colours,denim,>=85% cotton, weig	200 214	3 520 845	1 509 624	22 786 880
5209430000	3/ 4 thread twill,yarn different colours,plain weave,>=85% cttn, wg	248	58 399	3 555	842 666
5209490000	Other woven fabrics of yarn differentcolours,>=85% cttn, wght>20	50 241	577 754	551 915	5 030 348
5209519000	Woven fabrics, plain weave, not printedby batik process,>=85% ctt	366	13 406	9 605	162 180
5209529000	3or4 thread twill,not printed by batikprocess,>=85% cttn, wght>20	16 673	70 570	129 644	658 217
5209591000	Other woven fabrics, printed by batikprocess,>=85% cttn, wght>20	9	96	34	832
5209599000	Other woven fabrics, not printed bybatik process,>=85% cttn, wgh	0	50 565	0	2 116 011
5210110000	Woven fabric,unbleached; plain weave< 85% cotton,weight<200g/	401 221	4 840 768	4 028 604	46 154 952
5210190000	Other woven fabric,unbleached; plainweave < 85% cotton,weight<	366 934	2 503 747	3 236 058	24 708 469
5210210000	Woven fabric,bleached; plain weave< 85% cotton,weight<200g/ m	18 367	148 341	239 490	1 622 943
5210290000	Other woven fabric,bleached; plain weave< 85% cotton,weight<20	33 166	165 290	374 823	2 448 356
5210310000	Woven fabric,dyed; plain weave< 85% cotton,weight<200g/ m2:	179 539	1 240 856	3 758 966	26 508 213
5210320000	Woven fabric,dyed;3/ 4-thread twill inclcross twill,< 85% cotton,w	16 804	81 422	237 653	726 480
5210390000	Other woven fabric,dyed; < 85% cotton,weight<200g/ m2:	34 898	313 566	548 611	5 354 452
5210410010	String weave,of yarn of different colour< 85% cotton,weight<200g	1 792	25 318	34 886	509 827
5210410090	Woven fabric,different colour,not string weave,< 85% cotton,weig	86 764	634 643	1 058 086	8 497 528
5210490000	Other woven fabric,different colour,plain weave,< 85% cotton,wei	9 281	99 126	101 807	1 172 525
5210519000	Woven fabric,plain weave, not printed bybatik process,< 85% cotto	0	2 133	0	14 733
5210591000	Other woven fabric,printed by batikprocess,< 85% cotton,weight<	0	2 312	0	53 559
5210599000	Other woven fabric,not printed by batikprocess,< 85% cotton,weig	23 598	791 486	164 202	6 296 693
5211110000	Woven fabric,unbleached;plain weave,< 85% cotton,weight>200g/	11 390	170 424	127 942	1 560 786
5211190000	Other woven fabric,unbleached,< 85% cotton,weight>200g/ m2	88 912	934 738	1 121 492	11 660 419
5211200000	Woven fabric,bleached;,< 85% cotton,weight>200g/ m2	0	12 651	0	93 448
5211310000	Woven fabric,dyed;plain weave,< 85% ofcotton,weight>200g/ m2	115 924	531 318	1 262 616	5 575 710
5211320000	Woven fabric,3/ 4 thread twill,dyed,< 85%of cotton,weight>200g/r	54 900	655 029	532 009	5 796 059
5211390000	Other woven fabric,dyed;< 85% of cotton,weight>200g/ m2	87 948	957 877	668 926	7 689 094
5211410010	String weave,of yarn of different colour< 85% cotton,weight>200g	307	342	3 949	4 259
5211410090	Woven fabric,different colour,not string weave,< 85% cotton,weig	9 709	205 866	29 606	984 247
5211420000	Woven fabric,different colour,denim,< 85% cotton,weight>200g/ m	110 049	843 988	803 255	4 815 777
5211430000	Oth fabrics of 3-thread/ 4-thrd,<85%of co,weight>200g/ m2	0	37	0	1 616
5211490000	Oth fabrics of different colours< 85% cotton,weight>200g/ m2	2 408	40 419	7 612	165 174
5211519000	Woven fabric,plain weave,not printed bybatik procs,< 85% cotton,	0	589	0	5 817
5211529000	3-thre/ 4-thread twill, not printed bybatik< 85% cotton,weight>200	0	991	0	12 685
5211599000	Other Woven fabric,not printed by batik< 85% cotton,weight>200	698	258 651	8 441	1 942 181
5212110000	Oth wovenfabric ofcotton weight<=200g/ m2unbleached	61 475	537 539	915 782	8 146 053
5212120000	Oth wovenfabric ofcotton weight<=200g/ m2bleached	47	7 858	193	68 385
5212130000	Oth wovenfabric ofcotton weight<=200g/ m2dyed	37 397	121 740	412 448	1 254 108
5212140000	Oth wovenfabric ofcotton weight<=200g/ m2of yarns of differrent	323 156	2 133 650	2 855 450	16 800 350
5212159000	Oth wovenfabric ofcotton weight<=200g/ m2not printed by traditi	669	101 508	5 370	664 757

I.3. IM POR M ENURUT KOM ODITI / IM PORT BY HS COM M ODITY

*** OKTOBER / OKTOBER 2014 ***

H S	Uraian Komoditi Commodity Description	Berat Bersih / Net Weight (Kg)		Nilai / Value C.I.F (US\$)	
		Bulan ini Current Month	Kumulatif Cum.Jan. to date	Bulan ini Current Month	Kumulatif Cum.Jan. to date
5212210000	Oth wovenfabric ofcotton weight>200g/m2unbleached	366 073	3 889 913	3 627 766	36 306 747
5212220000	Oth wovenfabric ofcotton weight>200g/m2bleached	0	1 355	0	11 495
5212230000	Oth wovenfabric ofcotton weight>200g/m2dyed	36	359	178	8 577
5212240000	Oth wovenfabric ofcotton weight>200g/m2of yarns of differrent c	40 854	336 474	312 332	2 490 800
5212251000	Oth wovenfabric ofcotton weight>200g/m2printed by the traditio	0	2	0	2
5212259000	Oth wovenfabric ofcotton weight>200g/m2not printed by traditio	8	1 146	34	5 364
5301100000	Flax, raw/retted	0	585	0	5 001
5301290000	Flax, broken, scutched, heckled/othwiseprocess, but notspun,not l	8 336	33 660	48 349	189 607
5303100000	Jute & oth textile bast fibres, raw/retted	89 600	1 055 929	107 710	1 270 789
5303900000	Jute & oth textile bast fibres,not raw/retted	26	92	195	932
5305001000	Sisal & oth textile fibres of the genusavege;tow & waste of these fi	78 120	1 539 460	111 870	2 201 976
5305002011	Textile fibres Of coconut (coir), raw	36 000	36 000	12 600	12 600
5305002021	Textile fibres Of abaca; Raw	7 504	99 739	2 472	64 803
5305002029	Textile fibres Of abaca; other raw	83	83	1 469	1 469
5305009010	Textile fibres; of ramie fibres	0	3 061	0	52 978
5305009090	Textile fibres; other of ramie	0	2 640	0	18 983
5306100000	Single flax yarnflax yarn	2 631	13 676	28 990	162 621
5306200000	Multiple (folded)/cabled flax yarn	0	332	0	6 339
5307100000	Single yarn of jute/of oth textile bast of heading 53.03.	336	269 818	2 703	306 055
5307200000	Multiple (folded)/cabled of jute/ othfibres bast fibres of heading 5	1 131 000	17 831 983	990 080	15 283 441
5308100000	Coir yarn	34 938	74 435	34 977	71 127
5308200000	True hemp yarn	0	7 610	0	49 605
5308901000	Paper yarn	0	63	0	5 042
5308909000	Other yarn of other vegetable textile fi	112	1 119	1 511	8 690
5309111000	Woven fabrics of flax cont>=85%by weightunbleached or not; prin	0	883	0	299
5309119000	Woven fabrics of flax cont>=85%by weightunbleached or not;not p	3 223	20 588	83 880	443 729
5309191000	Other Woven fabrics,flax cont>=85%byweight;print by traditional l	0	4 307	0	69 322
5309199000	Other Woven fabrics,flax cont>=85%weightnot print by traditional	32 513	69 818	746 361	1 750 416
5309219000	Woven fabrics of flax cont<85%by weightunbleached or not;not p	2 071	2 970	21 620	42 488
5309291000	Woven fabrics of flax cont<85%by weightoth;printby the traditio	0	8 889	0	134 038
5309299000	Woven fabrics of flax cont<85%by weightoth; not printed by the t	64 363	134 348	1 198 194	2 370 578
5310100010	Woven fabrics of jute or of oth textileUnbleached; plain	18 004	198 703	24 835	251 661
5310100090	Woven fabrics of jute or of oth textileUnbleached; other plain	1	153	54	585
5310909000	Other woven fabrics of jute/oth textilehead 53.03, not printed by l	3 229	6 233	47 341	89 784
5311009000	Woven fabrics of oth vegetable textilefibres&paper yarn; not print	524	84 432	13 042	301 920
5401101000	Sewing thread of man-made flment ofsynthetic filaments; for reta	9 631	154 034	147 253	1 584 717
5401109000	Sewing thread of man-made flment ofsynthetic filaments; not for r	331 634	3 781 389	1 484 836	16 477 025
5401201000	Sewing thread of man-made flment ofartificial filaments; for retail	2 387	19 279	196 624	309 484
5401209000	Sewing thread of man-made flment ofartificial filaments;not for re	9 000	119 369	67 409	845 488
5402110000	Syntthatic filamentaryarn (oth than sewingHigh tenacity yarn of nylo	8 570	131 709	155 823	2 508 420
5402190000	Syntthatic filamentaryarn (oth than sewingHigh tenacity yarn of nylo	1 071 276	6 610 648	4 444 051	29 374 384
5402200000	Syntthatic filamentaryarn (oth than sewingHigh tenacity yarn of poly	905 734	8 985 349	3 227 848	26 393 026
5402310000	Textured yarn of nylon/oth polyamidesmeasuring single yarn <= 50	291 457	2 900 607	1 973 413	17 018 210
5402320000	Textured yarn of nylon/oth polyamidesmeasuring single yarn > 50	87 604	609 540	254 262	2 120 758
5402330000	Textured yarn of polyesters	2 995 069	22 944 381	6 911 517	53 620 447
5402340000	Textured yarn of polypropylene syntheticfilament	298 351	3 048 669	747 441	7 381 532
5402390000	Other texture synthetic filament yarn	336 294	1 942 663	513 924	3 170 786
5402440000	Oth yarn, single, with a twist or not<50turn/m; elastomeric	906 055	9 345 434	7 501 673	74 674 712
5402450000	Oth yarn, single, with a twist or not<50turn/m; oth, of nylon/oth p	176 807	2 577 512	707 629	8 524 399
5402460000	Oth yarn, single, with a twist or not<50turn/m; oth, of polyesters,p	2 644 503	22 250 854	4 157 450	34 446 700
5402470000	Oth yarn, single, with a twist or not<50turn/m; oth, of pollester	1 723 959	21 079 010	3 830 333	44 548 942
5402480000	Oth yarn, single, with a twist or not<50turn/m; oth, of polipropiler	176 197	1 368 579	299 395	1 885 079
5402490000	Oth yarn, single, oth thn, of elast, nylpolyester,polypropylene,<=50	636 458	9 375 863	2 391 980	28 073 048
5402510000	Oth yarn, single, with a twist or not>50turn/m; of nylon or oth pol	2 157	7 053	19 246	73 401
5402520000	Oth yarn, single, with a twist or not>50turn/m; of nylon or oth pol	136 386	358 146	620 983	2 015 729
5402591000	Oth yarn, single, with a twist or not>50turn/m; other; of polyprop	12 712	12 712	22 244	22 244
5402599000	Oth yarn, single, with a twist or not>50turn/m; other; other	500	9 156	4 460	152 830
5402610000	Oth yarn, multiple or cableof nylon or polyamides	50 821	392 782	180 216	1 708 334
5402620000	Oth yarn, multiple or cableof polyesters	296 231	4 517 413	788 480	9 875 596
5402691000	Oth yarn, multiple or cableof other : polypropylena	144 519	1 324 750	295 333	3 197 717
5402699000	Oth yarn, multiple or cableof other : oth than polypropylena	69 876	386 436	145 862	1 078 623
5403100000	Artificial filament yarn (not sewing)high tenacity yarn of viscose r;	2 385	18 541	13 054	103 140
5403311000	Artificial filament yarn,oth yarn,singleof viskosa twist/not <120 tur	0	4 459	0	27 524
5403319000	Artificial filament yarn,oth yarn,singleof viskosa twist/not <120 tur	279 868	2 842 416	433 087	4 952 819

I.3. IM POR M ENURUT KOM ODITI / IM PORT BY HS COM M ODITY

*** OKTOBER / OKTOBER 2014 ***

H S	Uraian Komoditi Commodity Description	Berat Bersih / Net Weight (Kg)		Nilai / Value C.I.F (US\$)	
		Bulan ini Current Month	Kumulatif Cum.Jan. to date	Bulan ini Current Month	Kumulatif Cum.Jan. to date
5403321000	Artificial filament yarn,oth yarn,singleof viskosa twist/not >120 tur	15 196	48 175	75 982	184 761
5403329000	Artificial filament yarn,oth yarn,singleof viskosa twist/not >120 tur	0	218 714	0	53 070
5403339000	Artificial filament yarn,oth yarn,singleof cellulose acetate: oth text	2	94	179	737
5403391000	Artificial filament yarn,oth yarn,singleof other : textured yarn	3 110	24 762	19 378	176 036
5403399000	Artificial filament yarn,oth yarn,singleof other : oth textured yarn	967	63 333	6 340	153 825
5403411000	Artificialfilament yarn,oth yarn,multipleor cable: of viscose rayon;t	11 056	30 226	37 329	92 184
5403419000	Artificialfilament yarn,oth yarn,multipleor cable: of viscose rayon; c	67 910	549 077	181 160	1 662 842
5403421000	Artificialfilament yarn,oth yarn,multipleorcable: ofcelluloseacetat;t	0	31 155	0	228 993
5403429000	Artificialfilament yarn,oth yarn,multipleorcable: ofcelluloseacetat;	2 212	12 976	135 542	860 738
5403491000	Artificialfilament yarn,oth yarn,multipleorcable: of other ; textured	223	3 882	1 718	22 985
5403499000	Artificialfilament yarn,oth yarn,multipleorcable: of other ; oth text	7 170	167 437	46 179	1 138 804
5404110000	Synth monfilament of elastomeric >=67decitex,dimension<=1mm,	31 201	239 643	148 938	1 069 903
5404120000	Synth monfilament oth ofpolypropyllne>=67decitex,dimension<=1n	0	175 571	0	599 603
5404190000	Synth monfilament other >=67decitexdimension<=1mm, width<=f	161 883	1 110 868	1 120 168	8 703 191
5404900000	Synthetics other than filaments exceeds<1 mm, width <= 5 mm	129 578	945 173	409 630	1 970 650
5406000000	Man-made filament yarn(oth than sewingthread) put up for retail	0	9 781	0	39 577
5407102010	Woven fabrics of synt filament yarn fromhigh of nylon/oth :tyre fa	326	39 841	11 897	819 513
5407102090	Woven fabrics of synt filament yarn fromhigh of nylon/oth :tyre fa	79 961	1 420 643	1 474 009	23 501 065
5407109010	Woven fabrics of synt filament yarn fromhigh of nylon/oth : other	45 974	363 491	897 489	3 176 304
5407109090	Woven fabrics of synt filament yarn fromhigh of nylon/oth : other	188 416	1 718 162	2 469 467	24 223 907
5407200000	Woven fabrics of synt filament yarnwoven fabricsobtained from st	141 361	910 277	506 966	3 027 261
5407300000	Woven fabrics of synt filament yarnfabrics specified in nota 9to se	23 466	52 561	342 647	944 130
5407411000	Woven nylon mesh fabric of untwistedweight >=85% of flmnt of n;	56 318	807 693	481 196	7 984 471
5407419000	Oth woven nylon mesh fabric of untwistedweight >=85% of flmnt	174 767	1 079 333	1 672 710	12 003 177
5407420000	Woven fabrics of synt filament yarn fromnylon cont >85%; dyed	321 782	3 394 505	5 975 203	57 900 647
5407430000	Woven fabrics of synt filament yarn fromnylon cont>85%;of yarno	1 531	54 906	11 423	225 335
5407440000	Woven fabrics of synt filament yarn fromnylon cont >85%; printec	1 725	49 073	85 988	1 019 998
5407510000	Woven fabrics of synt filament yarn frompolyester cont >85%; unl	2 385 147	14 784 056	11 707 328	73 054 925
5407520000	Woven fabrics of synt filament yarn frompolyester cont >85%; dy	1 240 730	12 456 677	14 990 614	153 292 835
5407530000	Woven fabrics of synt filament yarn frompolyester cont >85%; ofy	85 193	364 711	299 708	1 382 721
5407540000	Woven fabrics of synt filament yarn frompolyester cont >85%; pri	83 457	914 732	1 353 922	12 740 331
5407610010	Oth woven fabrics,cont>=85% of by weightofnontextured polyst fi	921 626	8 167 111	6 439 883	48 123 152
5407610090	Oth woven fabrics,cont>=85% of by weightofnontextured polyst fi	1 061 087	12 545 654	8 280 226	78 259 577
5407690010	Oth woven fabrics,cont>=85% of by weightof polyst filamnt: unble	398 562	4 110 193	3 750 628	36 578 949
5407690090	Oth woven fabrics,cont>=85% of by weightof polyst filamnt: other	558 416	5 206 412	5 247 578	51 866 495
5407710000	Oth woven fabrics,cont>=85% of by weightof synthet filamnt:unbl	455 292	4 543 117	2 417 198	24 343 868
5407720000	Oth woven fabrics,cont>=85% of by weightof synthet filamnt: dyec	32 289	470 134	507 705	7 405 695
5407730000	Oth woven fabrics,cont>=85% of by weightof synthet filamnt: of y;	0	6 673	0	45 143
5407740000	Oth woven fabrics,cont>=85% of by weightof synthet filamnt: prin	30 053	251 236	334 003	2 774 000
5407810000	Oth woven fabrics,cont<85% of by weightof synthet filamnt-mixed	26 826	69 838	359 512	989 601
5407820000	Oth woven fabrics,cont<85% of by weightof synthet filamnt-mixed	47 586	533 374	664 240	8 800 306
5407830000	Oth woven fabrics,cont<85% of by weightof synthet filamnt-mixed	1 518	25 319	17 974	244 182
5407840000	Oth woven fabrics,cont<85% of by weightof synthet filamnt-mixed	4 244	91 849	101 516	1 659 737
5407910000	Woven fabrics of synt filament yarn ofother woven fabric; unbleac	84 026	1 413 657	209 354	2 605 790
5407920000	Woven fabrics of synt filament yarn ofother woven fabric; dyed	220 593	1 297 054	1 628 613	10 544 900
5407930000	Woven fabrics of synt filament yarn ofother woven fabric;of yarno	2 930	12 533	26 284	147 125
5407940000	Woven fabrics of synt filament yarn ofother woven fabric; printed	496	4 932	9 274	73 013
5408100010	Woven fabrics ofartificial filament yarnfromhigh tenacty yarnof vis	7 653	58 657	138 328	991 811
5408100090	Woven fabrics ofartificial filament yarnfrom high tenacity yarn of \	527 103	2 675 538	1 910 073	17 808 884
5408210000	Woven fabrics ofartificial filament yarncont >85% weight : umblea	48 075	306 744	390 678	2 929 089
5408220000	Woven fabrics ofartificial filament yarncont >85% weight or strip/t	95 325	574 576	949 860	5 991 316
5408230000	Woven fabrics ofartificial filament yarncont >85% weight:of yarno	393	5 725	9 025	99 379
5408240000	Woven fabrics ofartificial filament yarncont >85% weight or strip/t	30 221	155 518	490 083	2 296 734
5408310000	Woven fabrics ofartificial filament yarnoth woven fabric: unbleach	27	334	956	6 678
5408320000	Woven fabrics ofartificial filament yarnoth woven fabric: dyed	906	24 222	12 698	397 732
5408330000	Woven fabrics ofartificial filament yarnoth woven fabric:of yarno	220 340	1 287 463	278 659	1 607 528
5408340000	Woven fabrics ofartificial filament yarnoth woven fabric: printed	106	2 895	5 408	110 974
5501100000	Synthetic filament towof nylon or other polyamides	39 544	493 508	683 832	8 679 728
5501200000	Synthetic filament towof polyesters	101 043	1 745 396	1 133 280	17 206 611
5501300000	Synthetic filament towof acrylic or modacrylic	5 592 243	35 265 505	15 458 174	95 359 447
5501400000	Synthetic filament towof polypropylene	15 372	293 916	38 294	615 250
5501900000	Synthetic filament towOther	15 716	169 730	1 569 430	2 563 067
5502000000	Artificial filament tow	3 633 989	34 643 637	22 712 739	216 469 891
5503110000	Synthetic staple fibres of nylon or othrpolyamides of aramids	25 008	172 089	460 060	2 821 486

I.3. IM POR M ENURUT KOM ODITI / IM PORT BY HS COM M ODITY

*** OKTOBER / OKTOBER 2014 ***

H S	Uraian Komoditi Commodity Description	Berat Bersih / Net Weight (Kg)		Nilai / Value C.I.F (US\$)	
		Bulan ini Current Month	Kumulatif Cum.Jan. to date	Bulan ini Current Month	Kumulatif Cum.Jan. to date
5503190000	Synthetic staple fibres of nylon or othrpolyamides of oth than arar	14 610	478 040	53 157	2 654 156
5503200000	Synthetic staple fibres of polyesters	7 353 348	107 812 876	11 221 151	157 060 334
5503300000	Synthetic staple fibres of acrylic ormodacrylic	2 188 674	19 695 234	6 062 621	52 059 442
5503400000	Synthetic staple fibres of polypropylene	355 622	3 743 112	941 463	9 552 454
5503900010	Synthetic staple fibres of other :of viscose rayon	62 760	1 359 224	274 402	4 756 586
5503900090	Synthetic staple fibres of other :other than viscose rayon	380 153	2 922 848	1 298 592	10 927 054
5504100000	Artificial staplefibres notcarded,combedothwise procss for spin:of	11 099 834	68 047 685	20 235 780	126 288 514
5504900000	Artificial staplefibres notcarded,combedothwise procsfor spin: oth	80 222	1 110 000	326 417	3 398 629
5505100000	Waste of man-made fibresof synthetic fibres	1 279	858 488	20 626	567 451
5505200000	Waste of man-made fibresof artificial fibres	0	1 260 260	0	283 857
5506100000	Synth staple fibres carded,combad orothwise prcs forspin:of nylon	69 348	401 044	777 210	3 884 786
5506200000	Synth staple fibres carded,combad orothwise procesfor spin:of pol	291 486	3 833 864	3 370 958	38 328 348
5506300000	Synth staple fibres carded,combad orothwise procesforspin:acrylic	113 004	863 966	414 197	3 162 682
5506900000	Synth staple fibres carded,combad orotherwise process for spinn :	28 257	185 552	145 632	1 573 035
5507000000	Artificial staple fibres, carded, combedothrwise processed for spin	0	11 804	0	32 664
5508101000	Sewing thread of man-made staple fibreswether for sale or no:of ε	12 415	639 862	122 565	2 505 398
5508109000	Sewing thread of man-made staple fibreswether for sale or no: otf	570 839	4 577 619	1 397 189	11 067 244
5508201000	Sewing thread of man-made staple fibreswether forsale or no:of a	3 347	7 908	39 332	90 415
5508209000	Sewing thread of man-made staple fibreswether forsale or no: oth	23 936	93 703	84 681	584 467
5509110000	Single yarn cont >=85% by weight ofstaple fibres of nylon/oth poly	20 092	89 361	225 662	1 056 206
5509120000	Multiple/ cabled yarn cont>=85%byby weight ofstaple fbre ofnylon	1 623	17 301	36 771	178 628
5509210000	Single yarn cont >=85% by weight ofpolyester staple fibres	831 599	6 878 858	1 454 551	11 990 356
5509220000	Multiple (folded)/ cabled yarn cont.>=85%of polyester staple fibres	152 908	1 483 404	628 879	5 037 820
5509310000	Single yarn cont >=85% by weight ofacrylic/ modacrylic staple fibre	182	1 556	3 814	13 647
5509320000	Multiple/ cabled yarn cont>=85% by weight of acrylic/ modacrylic st	19 655	333 091	190 639	1 862 308
5509410000	Single yarn cont >=85% by weight of synthetic staple fibres	20 673	61 923	284 232	849 679
5509420000	Multiple (folded)/ cabled yarn cont.>=85%of synthetic staple fibres	27 492	154 727	133 742	914 519
5509510000	Oth yarn of polyester staple fibresmixed mainly with artificial stapl	41 556	213 266	151 768	624 778
5509529000	Oth yarn of polyster staple fbres,othermixed mainly/solely wth wc	80	30 864	934	89 076
5509530000	Oth yarn of polyester staple fibresmixed mainly/solely with cotton	57 705	1 609 662	239 889	4 703 939
5509590000	Oth yarn of polyester staple fibresother	66 216	335 374	222 029	1 365 996
5509610000	Oth yarn ofacrylic/ modacrylic staple fbrmixed mainly/solely wth w	1 571	34 045	20 751	423 920
5509620000	Oth yarn ofacrylic/ modacrylic staple fbrmixed mainly/solely with c	7 920	237 863	21 601	375 265
5509690000	Oth yarn ofacrylic/ modacrylic staple fbrother	104 343	232 610	174 431	963 923
5509910000	Other yarn mixed mainly or solely withwool/ fine animal hair	0	6 066	0	77 237
5509920000	Other yarn mixed mainly/solelywith cotton	25	25	192	192
5509990000	Other yarn mixed other thanwool/ fine animal hair & cotton	2 000	15 973	14 140	96 470
5510110000	Single yarn cont >=85% by weight of artificial staple fibres	122 287	1 964 596	228 517	3 975 870
5510120000	Multiple/ cabled yarn cont.>=85%by weight/ artificial staple fibres	5 400	27 920	39 960	191 347
5510200000	Oth yarn, mixed mainly/solely withcont>=85% of weight of artificl	0	626	0	3 804
5510300000	Other yarn, mixed mainly/solely cont>=85% of weight with cotton	117 389	1 032 678	412 443	3 911 929
5510900000	Other yarn of artificial staple fibrescont>=85% of weight	57 304	491 095	474 359	3 721 093
5511101000	Yarn of synthtic staple fibres,cont>=85%weight of such fbrs knitting	7 052	83 320	65 821	733 524
5511109000	Yarn of synthtic staple fibres,cont>=85%weight of such fibres : oth	12 910	318 674	78 874	1 056 604
5511201000	Yarn of synthtic staple fibres,cont <85%weight of such fbrs knitting	1	939	1	4 471
5511209000	Yarn of synthtic staple fibres,cont <85%weight of such fibres : oth	56	21 381	2 782	58 120
5511300000	Yarn of artificial staple fibresput up for retail sale	4 296	25 744	80 685	528 069
5512110000	Woven fabrics of synthetic staple fibrecont>85% wight of polyeste	121 768	695 356	425 674	3 118 922
5512190000	Woven fabrics of synthetic staple fibrecont>85% wight of polyeste	453 266	3 486 684	4 518 039	32 354 127
5512210000	Woven fabrics of synthetic staple fibrecont>85%wight of acrylic/ m	0	80 499	0	543 219
5512290000	Woven fabrics of synthetic staple fibrecont>85%wight of acrylic/ m	167 622	1 282 442	1 564 419	13 416 571
5512910000	Woven fabrics of synthetic staple fibrecont>85%weight of oth : un	0	11 602	0	172 880
5512990000	Woven fabrics of synthetic staple fibrecont>85%weight of oth th p	12 250	119 103	470 142	2 792 661
5513110000	Wovn fbrcs of plyster stple fbre bleacheplain weave <=85% mix w/	149 124	1 463 284	1 290 726	15 292 859
5513120000	3-thread /4-thread twill, incl twill polstaple fibres <=85% w/ cotton	804	67 094	10 762	1 141 866
5513130000	Oth woven fbrcs of polyester stple fbr<=85% mixed wght <170 g/n	851 510	6 992 021	7 141 195	57 633 069
5513190000	Oth woven fabrics <85% mixed cottonweight <170 g/m of cotton	7 701	141 650	105 569	1 349 145
5513210000	Dyed woven fabrics of polyester staplefibres, plain weave<85% of	227 953	5 070 493	1 823 881	21 075 145
5513230000	Oth dyed woven fabric ofpolyester staplefibres <85%, cotton<170	537	14 535	5 765	186 304
5513290000	Oth woven fabrics <85% such fibres, mixed cotton <170 g/m dyed	260 387	2 656 904	2 532 557	26 452 950
5513310000	Woven fabrics of yarn of diff color of polyester stpe fbrs,plain wea	52 536	530 293	270 234	3 197 594
5513390000	Oth woven fabrics<85% of such fibresweight <170 g/m of cotton: c	36 835	195 689	325 887	2 383 514
5513410000	Printed polyester staple fibres, plainweave <85% of fbr, cotton<17	319 285	3 593 553	633 604	10 416 597
5513490000	Other woven fabrics<85% of fibresweight <170 g/m of cotton	217	3 658	3 378	50 389

I.3. IM POR M ENURUT KOM ODITI / IM PORT BY HS COM M ODITY

*** OKTOBER / OKTOBER 2014 ***

H S	Uraian Komoditi Commodity Description	Berat Bersih / Net Weight (Kg)		Nilai / Value C.I.F (US\$)	
		Bulan ini Current Month	Kumulatif Cum.Jan. to date	Bulan ini Current Month	Kumulatif Cum.Jan. to date
5514110000	Woven fbrs of polyester staple fibresplain weave <=85%,cotton >	85 708	435 881	590 375	4 499 756
5514120000	3-thread/4-thread twill, incl twill ofpolyester stpl fbrs<85%, cotton	9	13 536	298	144 633
5514190000	Other woven fabrics<85% of fibresmixed weight >170g/m of cotto	160 116	1 201 030	2 144 805	17 637 396
5514210000	Dyed polyester staple fbrs, plain weavestaple fbrs<85%, cotton >1	5 367	31 342	57 944	368 975
5514220000	Woven fabric of synt; dyed<85% with ctto3-thread/ 4-thread twill,i	10 374	64 980	167 631	854 582
5514230000	Woven fabric of synt; dyed<85% with ctto3-thread/ 4-thread twill,i	55 547	3 169 425	83 588	4 328 880
5514290000	Other woven fabrics<85% of fibres mixedweight >170g/m of cotto	40 472	2 093 389	350 325	3 683 009
5514300000	Woven fabrics of synth stple fibre <85%, cotton >170 g/m, diff colk	1	186 437	1 050	247 870
5514410000	Printed polyester staple fibres, plainweave <85% of fbr, cotton >17	48 833	461 356	449 513	4 719 486
5514420000	Prnt 3-thread/4-thread twill,incl twlpolyester stple fbr<85%, cotto	28 486	143 008	231 441	1 132 918
5514430000	Oth printd woven fabrics of polyesterstpl fbr <85%, cotton >170 g/	43 065	166 505	617 071	2 151 477
5514490000	Oth wvn printed woven fabrics<85% suchfibres, weight >170 g/m of co	63 453	474 747	206 472	1 870 984
5515110000	Oth wvn fbrs of synth stple fbrs ofpolyester stpl fbr mixed viscos	364 161	2 918 170	3 892 502	31 326 293
5515120000	Oth wvn fbrs of synth stple fbrs ofpolyester stpl fbr mixed w/ m-i	8 745	166 394	212 446	1 684 552
5515130000	Oth wvn fbrs of synth stple fbrs ofpolyester stpl fbr mix w/wool/ε	52 795	336 882	960 842	6 025 580
5515190000	Other woven fabrics of synth stple fbrof other polyester staple fibr	46 988	540 603	453 626	7 495 350
5515210000	Oth wvn fbrs of acrylic/ modacrylicmixed/solely with man-made fi	0	7 679	0	53 998
5515220000	Oth wvn fbrs of acrylic/ modacrylicmixed/solely w/wool/fine anm	0	26 110	0	245 719
5515290000	Oth wvn fbrs of acrylic/ modacrylicmix w/other than man-made fi	4 181	22 135	30 299	107 398
5515910000	Oth woven fabrics mixed mainly/solelyman-made filaments	6 875	41 614	151 605	1 218 472
5515991000	Oth woven fabrics mixed mainly/solelyw/wool/fine anml hair	427	2 734	8 753	54 758
5515999000	Oth woven fabrics mixed mainly/solelywith other than man-made	21 931	91 925	294 746	1 238 178
5516110000	Unbleached/bleached woven fabrics ofartificial staple fibre;weight	62 966	956 062	301 467	5 872 666
5516120000	Dyed woven fbrs of artificial staplefibre; weight>=85%	112 361	763 578	1 499 870	11 304 746
5516130000	Woven fabrics of yarns of diff colorweight>=85% of artificial staple	1 650	7 118	22 121	92 887
5516140000	Printed woven fabrics; wght>=85% ofartificial staple fibres	75 650	227 451	820 868	2 786 616
5516210000	Un/bleached woven fabrics of artificialstaple fibre mix m-m-f;weig	1 709	4 929	37 292	78 659
5516220000	Dyed woven fabrics of artificial staplefibre mix m-m-f;weight<85%	40 903	134 967	556 098	2 198 722
5516230000	Woven fabrics of yarn of diff colorartficial stple fbr mix m-m-f;weigl	456	7 261	10 008	39 790
5516240000	Printed woven fabrics of artifcl staplefibre mixed with m-m-f;weig	625	10 929	13 086	269 883
5516310000	Un/bleached woven fabrics of artificialstaple fibre mixed w/wool;v	0	935	0	12 303
5516320000	Dyed woven fabrics of artificial staplefibre mixed with wool;weigh	7	46 739	151	3 139 901
5516330000	Woven fbrc of yarn of diff color staplefibre mixed with wool;weigh	0	2 265	0	47 212
5516410000	Un/bleached woven fabrics of artificialstaple fibre mixed cotton;w	1 644	11 602	19 019	132 291
5516420000	Dyed woven fabrics of artificial staplefibre mixed with cotton;weig	0	2 782	0	64 782
5516430000	Woven fabrics of yarn of diff colorsmixed with cotton;weight<85%	1 566	17 555	21 179	271 302
5516440000	Printed woven fbrs of artifical staplefibre mixed with cotton;weigh	0	589	0	4 963
5516910000	Other un/bleached woven fabrics ofstaple fibr	0	11 981	0	114 477
5516920000	Other woven fabrics of artificial staplefibre,un/bleached	224	42 201	3 043	762 991
5516930000	Other woven fabrics of artificial staplefibre,dyed	1 873	11 532	8 910	56 558
5516940000	Other woven fabrics of artificial staplefibre,of yarn diff colours	58 197	1 213 689	533 302	11 115 300
5601210000	Wadding of cotton,length<=5mm	50 344	732 380	541 528	7 584 075
5601220010	Wadding of cotton m-m-f of wrappedcigarette tow,length<=5mm	27 338	398 749	429 618	3 960 056
5601220090	Wadding of cotton m-m-f of oth wrappedcigarette tow,length<=5r	50 938	345 234	501 946	3 579 373
5601290000	Wrapped of other than cotton man-made fibres	5 427	113 570	10 773	196 186
5601301000	Polyamide fibre flock of wadding,length<=5mm	3 260	51 475	50 078	425 197
5601309000	Textile flock & dust mill neps oth thanpolyamide fibre flock;length	7 957	141 838	88 711	1 128 593
5602100000	Needleloom felt & stitch-bonded fibrecovered/ laminated.	719 178	1 573 960	1 060 189	3 054 492
5602210000	Oth felt of wool/fine animal hair,notimpregnated,coated,covered	1 143	36 051	27 320	527 135
5602290000	Oth felt of oth textile materials,notimpregnated,coated,covered	1 359 296	8 354 732	2 518 733	9 599 111
5602900000	Felt, oth thn needleloom&oth felt notimpregnated, coated, covere	25 406	689 367	315 014	8 577 966
5603110000	Non woven of man-made filament, notimprgnatd,cvred/lminate	1 747 226	17 187 001	5 737 447	56 185 641
5603120000	Non woven of m-m-f, not imprgnated,covred/lminated; 25g/m<w	1 254 053	12 455 105	4 005 891	40 911 977
5603130000	Non woven of m-m-f, not imprgnated,covred/lminated; 70g/m<w	456 733	4 008 639	2 045 259	15 890 611
5603140000	Non woven of m-m-f, not imprgnated,covered/ laminated; weight>	1 186 947	11 464 046	4 433 504	43 521 439
5603910000	Non woven of oth m-m-f, weight=<25g/m2	407 445	3 081 814	1 955 545	13 835 481
5603920000	Non woven of oth m-m-f,25g/m2<weighting=<70g/m2	637 849	5 302 267	3 060 035	25 398 647
5603930000	Non woven of oth m-m-f,70g/m2< weighting=<150g/m2	49 376	658 376	334 650	5 105 247
5603940000	Non woven of oth m-m-f,weight=<150g/m2	744 411	7 349 657	3 408 642	30 955 649
5604100000	Rubber thread & cord, textile covered & the like head 5404/ 5405	56 607	592 743	958 229	10 718 271
5604901000	Imitation catgut,of silk yarn	2 627	17 177	46 015	253 152
5604902000	Rubber impregnated textile thread yarn	21	31 570	434	383 596
5604903000	High tenacity yarn of polyester,of nylon/oth polyamides/ of viscos	27 488	479 585	144 992	1 959 839
5604909000	Oth thn rubber thread&cord, textilecovered&the like head 5404/ 54	31 208	349 285	426 023	4 547 579

I.3. IM POR M ENURUT KOM ODITI / IM PORT BY HS COM M ODITY
***** OKTOBER / OKTOBER 2014 *****

H S	Uraian Komoditi Commodity Description	Berat Bersih / Net Weight (Kg)		Nilai / Value C.I.F (US\$)	
		Bulan ini Current Month	Kumulatif Cum.Jan. to date	Bulan ini Current Month	Kumulatif Cum.Jan. to date
5605000000	Metallised yarn,whether/ not gimped,being textl yarn/strip like he:	3 055	86 524	27 681	688 721
5606000000	Gimped yarn,&strip&like of head 5404/5405,gimped,chenille yarn	119 373	1 439 701	315 619	3 706 012
5607210000	Binder/baler twine of sisal/ oth textilefbrs of genus agave	1 238	50 031	11 731	246 341
5607290000	Oth binder/baler twine of sisal/ othtextile fbrs of genus agave	128 826	749 856	397 800	3 799 903
5607410000	Binder/baler twine of polyethylene/ polypropylene	696	66 046	7 558	130 706
5607490000	Oth binder/baler twine of polyethylene/ polypropylene	1 019 484	11 248 534	1 579 879	16 643 545
5607501000	V-belt cord of man-made fibres treatedresorcinol formaldehyde>=	10 922	133 940	232 590	3 536 393
5607509000	Oth v-belt cord of m-m-fibrs treatedresorcinol formaldehyde>=10	128 964	1 278 211	650 201	6 536 817
5607901000	Twine,cordage,ropes&cables of artificialfibres	6 968	149 131	88 305	927 252
5607902000	Twine,cordage,ropes&cables of abaca/ othhard fibres	4	174	135	2 568
5607903000	Twine,cordage,ropes&cables of jute/ othtextile bast fibr head 530	0	169 620	0	124 105
5607909000	Oth twine,cordage,ropes&cables	78 438	838 600	407 735	5 658 085
5608110000	Made up fishing net of man-made textilematerials	543 570	4 321 197	778 449	6 116 808
5608192000	Net bags of man-made textile material	11 548	176 809	53 504	870 437
5608199000	Oth net bags of man-made textilematerials	121 235	924 392	270 776	2 297 375
5608901000	Net bags of oth man-made textilematerials	11 154	29 546	37 009	152 554
5608909000	Oth net bags of oth man-made textilematerials	68 445	775 430	238 682	1 889 022
5609000000	Articles of yarn,strip/ the like of head5404/5405,twine,cordage,rop	226 602	1 899 640	1 359 915	11 966 176
5701101000	Prayer rugs of carpet of wool/ fineanimal hair	0	201	0	5 757
5701109000	Oth prayer rugs of carpet of wool/ fineanimal hair	39	164	481	10 651
5701901900	Oth prayer rugs of carpet of cotton	0	6 109	0	26 780
5701909900	Oth prayer rugs of carpet oth than wool/ cotton	64	2 666	21	24 883
5702200000	Floor covering of coconut fibres (coir)not tufted/ flocked	53	64 707	463	121 631
5702310000	Floor cov of pile construct of wool/ fineanimal hair,not made up, no	0	13 490	0	39 416
5702320000	Floor cov of pile construct of man-madetxt mat, not made up,not	0	11 479	0	47 545
5702391000	Floor cov of pile construct of cottonnot made up, not tufted/ flocke	0	11 280	0	68 137
5702399000	Floor cov of pile construct of othtextile materials, not made up,no	0	384	0	1 939
5702411000	Prayer rugs of floor cov of pileconstrct,made up of wool/ fine anml	0	20 474	0	49 215
5702419000	Oth prayer rugs of floor cov of pileconstrct,made up of wool/ fine	1 366	29 661	14 203	97 327
5702421000	Prayer rugs of floor cov of pileconstrct,made up of man-made text	76 538	979 057	146 798	1 824 101
5702429000	Oth prayer rugs of floor cov of pileconstrct,made up of man-made	95 413	546 288	326 671	1 558 222
5702491900	Oth prayer rugs of floor cov of cottonof pile constrct,made up	1 055	8 818	11 599	88 346
5702499000	Oth floor cov of pile constrct,made up,of oth textile material	211	211	1 104	1 104
5702501000	Oth floor cov of cotton not of pileconstruct,not made up	0	13	0	521
5702509000	Oth floor cov of oth textile materialnot of pile construct,not made	0	6 371	0	13 154
5702911000	Prayer rugs not of pile constrct made upof wool/ fine animal hair	0	51	0	6 502
5702919000	Oth floor cov not prayer rug not of pileconstrct made up of wool/ f	169	623	6 010	35 329
5702921000	Prayer rugs not of pile construct made upof man-made txtl matrsl	0	155 530	0	254 430
5702929000	Oth floor cov not prayer rug not of pileconstrct,md up,of man-mac	29 883	371 165	22 990	340 474
5702991100	Prayer rugs not of pile constrct made upof cotton,of oth textile ma	0	25 275	0	42 360
5702991900	Oth floor cov not prayer rug not of pileconstrct,md up,of cotton,of	16 734	49 507	22 670	89 776
5702992000	Oth flr cov.not of pile cnstrct,made upof jute fibres,oth textile mat	1 146	1 239	6 083	7 958
5702999000	Oth flr cov.not of pile cnstrct,made upoth thn ctn&jute fibres,oth	134	617	1 531	5 564
5703101000	Floor mats of wool/ fine anml hairwhthr/ not made up	0	66	0	319
5703109000	Carpet& oth txtl flr cov.,tufted, whthr/ not made up,of wool/ fine ar	90	33 750	480	140 310
5703209000	Carpet& oth txtl flr cov.,tufted,not prayrug,not made up,of nyln/ oth	132 927	1 421 067	499 784	4 795 785
5703301000	Prayer rugs of cotton, whthr/ notmade up,of oth man-md-txtl mtrl	0	29 163	0	116 915
5703309000	Carpet& oth txtl flr cov.,tufted,not prayrug,of ctn not made up,of c	300 620	3 148 073	801 083	9 006 466
5703901900	Carpet& oth txtl flr cov.,tufted, whthr/ not made up,of cotton,oth t	8	31 377	630	215 950
5703902100	Floor mats of jute fibres whthr/ notmade up,of oth txtl mtrls	1 321	2 987	13 264	29 677
5703902900	Carpet& oth txtl flr cov.,tufted, whthr/ not made up,of jute fbrs,oth	0	25	0	1 107
5703909100	Floor mats, whthr/ not made up,not ctn&jute fbr,oth txtl mtrl	36 756	472 122	254 850	3 500 866
5703909900	Carpet& oth txtl flr cov.,tufted, whthr/ nt md up,not ctn&jute fbr,c	225	14 225	2 002	167 925
5704100000	Textile tiles, having a surface <=0,3m,felt,no tufted/ flocked,made t	0	3 028	0	10 272
5704900000	Oth textile tiles, having a surface <=0,3m,felt,no tufted/ flocked,ma	223 487	3 019 754	338 913	4 072 555
5705001900	Oth carpet& oth txtl flr cov,oth prayrug of cotton,whthr/ not made	0	5 344	0	35 744
5705002100	Non woven floor covering of jute fbrs,whthr/ not made up	1 259	1 259	12 628	12 628
5705002900	Oth carpet& oth txtl flr cov,oth Non wovnfloor covrng of jute fbrs,v	12	706	106	3 264
5705009100	Prayer rugs of oth thn cotton&jutefibres,whthr/ not made up	0	137 709	0	176 330
5705009200	Non woven floor covering of oth cotton&jute fibres,whthr/ not ma	24 978	73 291	155 099	671 462
5705009900	Oth carpet& oth txtl flr cov,oth pray rugof oth cotton&jute fibres,w	122 682	668 204	76 704	1 006 502
5801101000	Woven pile&chenille fabrics of wool/ fine anml hair, impregntd,co	0	5 394	0	113 390
5801109000	Woven pile&chenille fabrics of wool/ fine anml hair,not impregntd	4 899	42 548	23 576	356 904
5801211000	Uncut weft pile fbrcs of cotton,imprgntd,coatd,coverd oth thn of h	0	411	0	5 640

I.3. IM POR M ENURUT KOM ODITI / IM PORT BY HS COM M ODITY

*** OKTOBER / OKTOBER 2014 ***

H S	Uraian Komoditi Commodity Description	Berat Bersih / Net Weight (Kg)		Nilai / Value C.I.F (US\$)	
		Bulan ini Current Month	Kumulatif Cum.Jan. to date	Bulan ini Current Month	Kumulatif Cum.Jan. to date
5801219000	Uncut weft pile fbrcs of cotton,notimprgntd,coverd oth thn of hea	4 594	36 951	29 957	361 678
5801221000	Cut corduroy of cotton,imprgntd,coatd,coverd oth than of head 58	0	44 418	0	324 920
5801229000	Cut corduroy of cotton,not imprgntd,coatd,coverd oth than of hea	1 221	290 780	5 268	7 373 203
5801239000	Oth weft pile fbrcs of cotton,notimprgntd,coverd oth thn of head	47	919	625	11 956
5801261000	Chenille fabrics of cotton,imprgntd,coatd,coverd oth than of head	0	206	0	2 472
5801269000	Chenille fabrics of cotton,not imprgntd,coatd,coverd oth than of h	0	795	0	14 904
5801271000	Warp pile fabrics of cotton,imprgntd,coatd,coverd oth than of hea	0	710	0	18 739
5801279000	Warp pile fbrcs of cotton,not imprgntd,coatd,coverd oth than of h	1 128	23 900	41 884	607 711
5801319000	Uncut weft pile fbrcs of man-made fbrcs,not imprgntd,oth thn of he	240	710	1 879	6 741
5801321000	Cut corduroy of man-made fibres ,imprgntd,oth thn of head 5802/	17 758	208 551	271 346	2 913 998
5801329000	Cut corduroy of man-made fibres ,notimprgntd,oth thn of head 58	0	12 397	0	33 899
5801339000	Oth weft pile fabrics of man-made fbrcs,not imprgntd,oth thn of he	0	1 030	0	18 109
5801361000	Chenille fabrics of man-made fribres,imprgntd,oth thn of head 580	5	47 100	122	156 286
5801369000	Chenille fabrics of man-made fribres,not imprgntd,oth thn of head	237	23 979	5 885	107 154
5801371000	Warp pile fbrcs of man-made fribres,imprgntd,oth thn of head 580	0	4 470	0	74 726
5801379000	Warp pile fbrcs of man-made fribres,not imprgntd,oth thn of head	103	61 209	9 820	802 130
5801901900	Othr carpet & text floor covrng of silk,not imprgntd,oth thn of hea	0	251	0	12 455
5801909100	Othr carpet & text floor covrng of othtxtl mtrl, imprgntd,oth of 58	288	288	5 236	5 236
5801909900	Othr carpet & text floor covrng of othtxtl mtrl, not imprgntd,oth c	6 376	29 837	38 401	257 707
5802110000	Unbleached terry towelling& wovenfabrcs of cotton oth thn head c	72 978	488 927	850 123	5 936 442
5802190000	Bleached terry towelling& wovenfabrcs of cotton oth thn head of 5	238	19 295	3 731	122 079
5802200000	Terry towelling& woven fabrcs of othtextile material othr than hea	65	667	702	7 373
5802301000	Tufted textile fabrics,inpregnated,coated/ covered oth thn of head	10 765	138 372	81 343	777 695
5802302000	Tufted textile fabrics,woven of cotton/of man made fbrcs oth thn h	0	76 365	0	659 723
5802309000	Other tufted textile fabrics of otherthan fabrics of head 5806	94	99	1 743	2 344
5803001000	Gauze of cotton, oth than narrowfbrcs of heading 5806	0	8 746	0	44 694
5803002000	Gauze of man-made fibres, oth thannarrow fbrcs of heading 5806	0	2 387	0	26 211
5803009100	Gauze of a kind used to cover cropsoth thn narrow fbrcs of headin	1 160	1 160	6 178	6 178
5803009900	Gauze of other, oth than narrowfbrcs of heading 5806	0	6 242	0	42 156
5804101100	Tulles& oth net fbrcs of silk,impregntdcoatd,coverd oth thn of hea	340	1 778	35 187	204 888
5804101900	Tulles& oth net fbrcs of silk,notimpregntd,oth thn of head 6002-60	27 359	194 775	319 937	2 799 987
5804102100	Tulles& oth net fbrcs of cotton,imprgntdcoatd,coverd oth thn of he	0	1 451	0	49 453
5804102900	Tulles& oth net fbrcs of cotton,notimpregntd,oth thn of head 6002	1 887	53 662	66 709	613 563
5804109100	Tulles& oth net fbrc oth thn silk/cotton,impregntd,oth thn of head	3 466	64 473	85 981	1 373 827
5804109900	Tulles& oth net fbrc oth thn silk/cotton,not imprgntd,oth of head 6	121 027	690 039	1 088 578	6 743 367
5804211000	Mechanically made lace of man-made fbrcsimpregntd,oth thn of he	20 333	190 349	471 281	4 919 125
5804219000	Mechanically made lace of man-made fbrcsnot imprgntd,oth of hea	107 395	887 588	1 143 510	10 653 545
5804291000	Mechanically made lace of oth txtl mtrlimprgntd,oth thn of head	2 204	25 370	20 774	322 923
5804299000	Mechanically made lace of oth txtl mtrlnot imprgntd,oth of head 6	59 354	447 484	869 710	11 101 524
5804300000	Hand-made lace oth than fabric ofhead 6002 to 6004	6 954	49 250	151 724	1 237 010
5805001000	Hand-woven tapestries of cotton, whetheror not made up	0	7	0	2 271
5805009000	Hand-woven tapestries of other thancotton, whether/ not made up	1 463	15 526	13 473	168 619
5806101000	Woven pile fabrics of silk other thangoods of head 5807	410	4 416	4 415	53 341
5806102000	Woven pile fabrics of cotton other thangoods of head 5807	2 265	45 433	53 091	890 466
5806109000	Woven pile fabrics of other than silk/ cotton other than goods of h	33 380	294 605	459 612	3 918 956
5806201000	Sport tape;weight>=5% of elastomeric yarn/thread	30 072	349 431	270 492	3 915 788
5806209000	Other woven fabrics;weight>=5% ofelstmeric yarn/thread oth thn	145 060	1 124 131	2 375 250	19 557 588
5806311000	Narrow woven fabrics of cotton for typewriter inked ribbon	1 280	13 422	18 427	256 822
5806312000	Backing of cotton for electricalinsulating paper	127	2 710	3 483	76 311
5806319010	Slide fastener ribbons of cotton; width<=12 mm	4 742	26 071	150 135	806 632
5806319020	Webbings of cotton used in coveringpipes,poles and the like	3 955	54 466	48 392	548 993
5806319090	Other woven fabrics of cotton otherthan goods of head 5807	19 004	99 554	296 318	1 862 224
5806321000	Narrow woven fabrics of man-made fibresfor typewriter inked ribt	102 528	1 150 627	686 568	6 882 850
5806324000	Backing of man-made fibres forelectrical insulating paper	8 892	47 381	22 043	134 145
5806329010	Slide fastener ribbons of man-madefibres; width <=12 mm	8 827	66 315	248 449	1 553 930
5806329020	Webbings of man-made fibres used incovering pipes, poles and th	8	3 047	112	73 731
5806329090	Other woven fabrics of man-made fibresoth than goods of head 58	188 364	1 628 620	1 746 915	13 321 611
5806391000	Other woven fabrics of silk oth thangoods of head 5807	787	19 698	3 049	230 835
5806399100	Backing of oth textile material forelectrical insulating paper	11 707	55 100	124 699	688 631
5806399910	Woven fabrics of other textile materialused in covering piping, pol	108	17 627	3 675	198 754
5806399920	Narrow woven fabrics of other textilematerials for typewriter ribt	25	522	190	13 106
5806399930	Narrow fabrics of other textile materialfor slide fastener, width <=	382	7 832	9 606	90 838
5806399990	Other woven fabrics of other textilematerial	35 084	370 848	449 995	4 662 925
5806400000	Fabrics consisting of warp without weftassembled by an adhesive	22 530	44 207	40 220	411 573

I.3. IM POR M ENURUT KOM ODITI / IM PORT BY HS COM M ODITY

*** OKTOBER / OKTOBER 2014 ***

HS	Uraian Komoditi Commodity Description	Berat Bersih / Net Weight (Kg)		Nilai / Value C.I.F (US\$)	
		Bulan ini Current Month	Kumulatif Cum.Jan. to date	Bulan ini Current Month	Kumulatif Cum.Jan. to date
5807100000	Woven Labels, badges, and similar articles, not embroidered	443 232	3 795 686	7 780 315	70 970 580
5807900010	Non woven Labels, badges, and similar articles, not embroidered	20 009	144 982	244 160	2 202 693
5807900090	Labels, badges, and similar articles ofoth textile materials, not embt	100 015	784 291	1 561 413	12 579 797
5808101000	Braid combined with rubber threads, notembroidery, not knitted/c	357	8 278	10 636	148 284
5808109000	Braid not combined with rubber threads,not embroidery, not knitt	1 161	20 975	31 987	594 143
5808901000	Ornamental trimmings combined withrubber threads,not embroid	16 130	1 723 284	124 648	2 866 413
5808909000	Ornamental trimmings not comb. withrubber threads,not embroic	76 702	512 149	215 870	1 878 027
5809000000	Woven fabrics of metal thread & wovenfabrics of metallised yarn c	50	347	261	5 471
5810100000	Embroidery without visible ground,inpiece, in strip, in motifs	8 566	94 776	112 375	832 548
5810910000	Embroidery of cotton with visible ground,in piece, in strip, in motil	131 019	966 031	1 954 492	12 174 194
5810920000	Embroidery of man-made fibres withvisible ground,in piece,in strip	2 686	88 762	136 483	750 026
5810990000	Embroidery of other textile materialswith visible ground,in piece, i	136 657	854 847	1 617 845	11 186 856
5811001000	Quilted textile products in the piece,ofwool/fine/coarse anml hair	13 958	81 522	165 457	1 145 204
5811009000	Quilted textile products in the piece,oth thn of wool/fine/coarse a	8 203	769 425	95 168	3 980 822
5901100000	Textile fabrics coated w gum/amylaceused for covers books and	745	30 262	8 909	567 812
5901902000	Prepared painting canvas	2 484	28 678	29 524	147 892
5901909000	Buckram and similar stiffened textilefabrics for hat foundations	65 434	309 211	375 592	1 779 515
5902101100	Chafer fabrics,rubberised of nylon-6 yar	36 247	300 962	283 360	2 534 758
5902101900	Chafer fabrics,rubberised of nylonnot nylon-6 yarn	46 211	466 469	229 797	2 576 247
5902109100	Tyre cord fabrics of nylon or otherpolyamides of nylon-6 yarn	874 941	10 218 990	3 561 677	43 476 515
5902109900	Tyre cord fabrics of nylon or otherpolyamides of not nylon-6 yarn	644 869	6 189 988	3 403 635	30 582 241
5902202000	Chafer fabrics,rubberised of polyester	92 043	1 661 233	391 632	6 818 816
5902209100	Tyre cord fbrics of polyester,containingcotton	369	562 366	5 631	1 873 024
5902209900	Tyre cord fbrics of polyester, notcontaining cotton	470 565	5 394 663	1 894 964	22 311 846
5902909000	Other cord fabrics of high tenacity yarnof viscose rayon	9 624	94 187	162 146	1 332 009
5903100000	Textile fbrcs impregnated,coated,coveredwith polyvinyl chloride, r	2 848 793	36 750 514	4 156 665	48 382 921
5903200000	Textile fbrcs impregnated,coated,coveredwith polyurethane, not 5	1 986 138	21 279 197	13 676 095	150 682 947
5903900010	Canvas type fabrics impregnated,coated,covered with nylon,polya	286 795	2 248 700	2 461 480	19 268 506
5903900090	Other textile fabrics impregnated,coated,covered with plastics, no	472 322	4 332 982	4 025 600	43 796 181
5904100000	Linoleum	0	17 793	0	98 704
5904900000	Floor coverings consist of a coating orcovering on a textile backing	2 310	21 019	24 007	226 701
5905001000	Textile wall coverings of wol/fine/coarse animal hair	13	127	1 476	11 615
5905009000	Textile wall coverings oth thn of wol/fine/coarseanimal hair	1 763	6 997	12 980	104 933
5906100000	Adhesive tape of a width <= 20cm, otherthan of heading 5902	57 407	508 849	581 994	6 048 150
5906910000	Other rubberised textile fabrics,knitted/crocheted, not heading 59	26 040	500 812	224 389	3 576 291
5906991000	Rubberised sheeting for hospital use,notknitted/crocheted, not he	0	38	0	840
5906999000	Other rubberised textile fabrics, notknitted/crocheted, not headin	15 877	427 785	213 312	3 475 790
5907001000	Fabrics impregnated,coated,covered withoil of oil-based preparati	3 442	23 612	28 170	200 308
5907003000	Textile fbrcs impregnated,coated,coveredwith fire resistant chemi	2 948	16 041	26 376	245 022
5907004000	Fabrics impregnated,coated,covered withflock velvet/flock textile	11 540	397 616	63 900	1 312 617
5907005000	Fabrics impregnated,coated,covered withwax, tar, bitumen or sim	0	438	0	1 422
5907006000	Fabrics impregnated,coated,covered withother substances	506	4 644	13 863	66 083
5907009000	Painted canvas being thetrical scenery,studio back-cloths or the lik	16 763	77 351	199 958	1 220 444
5908001000	Wicks; incandescent gas mantles	0	17 292	0	30 951
5908009000	Tubular knitted gas mantle fabricstherefor	0	24 892	0	41 453
5909001000	Fire hoses	30 551	242 563	173 470	1 172 840
5909009000	Textile hosepiping & similar textiletubing other than fire hoses	939	48 990	32 632	2 453 643
5910000000	Transmission or conveyors belts orbeltng, of textile material	114 463	964 224	1 359 883	9 832 404
5911100000	Textile fabrics, felt & felt-lined woven for card clothing or technica	425 480	3 859 030	5 220 242	46 955 118
5911200000	Bolting cloth	6 518	37 179	25 539	354 138
5911310000	Textile fabrics & felts used in paper-making machines; weighing <	3 563	334 342	883 526	11 657 565
5911320000	Textile fabrics & felts used in paper-making machines; weighing >=	54 450	661 311	3 139 710	36 963 947
5911400000	Straining cloth of a kind used in oil or the like including that of hum	4 184	100 472	72 607	1 501 291
5911901000	Gaskets and seals	689	24 550	38 457	517 338
5911909000	Other Textile products and articles fortechnical uses	291 190	2 253 148	1 613 762	13 805 966
6001100010	Long pile fabrics, unbleached, notmercerised, knitted/crocheted	101	688	1 372	15 989
6001100090	Long pile fabrics, bleached, mercerised, knitted/crocheted	44 195	661 577	229 820	3 887 094
6001210000	Looped pile fabrics of cotton, knitted/crocheted	70 306	649 150	795 256	6 575 189
6001220000	Looped pile fabric of man made fibres,knitted/crocheted	35 176	378 732	361 022	3 674 469
6001290000	Looped pile fabric of oth textile materiknitted/crocheted	49 360	458 999	294 237	3 464 245
6001910000	Other pile fabrics, of cotton, knitted/crocheted	62 205	188 818	460 055	1 601 782
6001922000	Pile fabrics of 100% polyester staplefibres, 63,5mm_width_76,2m	165 072	2 335 225	1 702 932	21 069 522
6001923010	Other pile fabrics, of man made fibres,cont elastomeric/ rubber ya	0	3 507	0	69 951
6001923090	Other pile fabrics, of man made fibres,cont elastomeric/ rubber ya	128 079	1 334 315	1 386 783	17 818 247

I.3. IM POR M ENURUT KOM ODITI / IM PORT BY HS COM M ODITY

*** OKTOBER / OKTOBER 2014 ***

HS	Uraian Komoditi Commodity Description	Berat Bersih / Net Weight (Kg)		Nilai / Value C.I.F (US\$)	
		Bulan ini Current Month	Kumulatif Cum.Jan. to date	Bulan ini Current Month	Kumulatif Cum.Jan. to date
6001929010	Other pile fabrics, of man made fibres,not cont elstmric/rubber ya	582	6 114	6 708	86 867
6001929090	Other pile fabrics, of man made fibres,not cont elstmric/rubber ya	255 269	2 722 694	1 830 010	19 024 921
6001991100	Oth pile fbrcs of oth txtl mtrial contelstmric/rubber yarn,unbleach	0	797	0	9 809
6001991900	Oth pile fbrcs of oth txtl mtrial not coelstmric/ rubber yarn,unbleac	0	31 465	0	334 215
6001999100	Oth pile fbrcs of oth txtl mtrial contelstmric/ rubber yarn,bleachd,n	27 238	42 370	83 623	133 379
6001999900	Oth pile fbrcs of oth txtl mtrial not coelstmric/ rubber yarn,bleachc	15 599	246 703	233 366	4 094 204
6002400000	Knitted/crocheted fabrics;elastomeric>5%, width<30cm, not rubbr	451 131	3 199 138	4 793 426	31 376 427
6002900000	Knitted/crocheted fabrics;elastomeric>5%, width<30cm, rubber th	1 887 891	15 418 744	17 995 870	142 706 054
6003100000	Knitted/crocheted fabrics of wool/fineanimal hair, width<30cm, no	3 477	47 282	59 293	836 412
6003200000	Knitted/crocheted fabrics of cotton,width<30cm, not 6001/6002	362 523	3 614 597	2 737 175	26 950 633
6003300000	Knitted/crocheted fabrics of syntheticfibres, width<30cm, not 600	57 012	352 606	551 608	4 077 536
6003400000	Knitted/crocheted fabrics of artificialfibres, width<30cm, not 6001	5	6 029	153	133 479
6003900000	Knitted/crocheted fabrics of oth textilematerials, width<30cm, not	55 251	372 380	358 890	2 233 212
6004101000	Knitted/croch. fabrics;5%<elastomeric_200%,width>30cm,not rub	1 251 343	10 492 259	10 953 087	85 275 617
6004109000	Knitted/croch. fabrics;elastomeric>20%,width>30cm,not rubber th	2 770 867	26 866 324	11 869 791	109 691 416
6004900000	Knitted/croch. fabrics;elastomeric>20%,width>30cm,rubber threa	126 542	1 614 988	1 559 389	19 403 386
6005210000	Warp knit fabrics of cotton othe than of heading 6001-6004	50 277	573 284	421 858	5 059 989
6005220000	Dyed warp knit fabrics of cotton othethan of heading 6001-6004	134 914	1 028 597	1 228 739	10 393 265
6005230000	Warp knit fabrics of cotton yarn of diffcolor oth than of heading 60	98 335	594 728	762 994	5 127 618
6005240000	Printed warp knit fabrics of cotton oththan of heading 6001-6004	0	17 014	0	125 921
6005311000	Wrp knit fbrc,of synthtc,bleach/no, swimwear,of polyester&polybi	20 101	231 415	201 280	2 621 379
6005319000	Wrp knit fbrc,of synthtc,bleach/no, oththn swimwr,of polystr&pol	177 160	2 395 120	1 281 332	17 595 947
6005321000	Warp knit fabrc,of synthtc,dyed, swimwer,of polyester&polybutyl	68 670	340 950	811 488	4 038 482
6005329000	Warp knit fabrc,of synthtc,dyed, oth thn swimwr,of polystr&polyb	488 701	3 129 423	4 483 082	27 306 422
6005331000	Wrp knit fbrc,of synthtc,yarn diff clr, swimwr,of polyester&polyt	440	72 621	4 661	573 097
6005339000	Wrp knit fbrc,of synthtc,yarn diff clr, oth thn swimwr,of polystr&f	74	7 717	340	112 487
6005341000	Warp knit fabrc,of synthtc,printed, swimwer,of polyester&polybut	0	7 648	0	102 015
6005349000	Warp knit fabrc,of synthtc,printed, oththn swimwr,of polystr&poly	17 781	452 687	235 568	6 436 906
6005410000	Warp knit fabrics of artifil fibres ofthan of heading 6001-6004	0	199	0	2 705
6005420000	Dyed warp knit fabrics of artifil fibroth than of heading 6001-600	42 240	180 267	488 761	2 085 813
6005430000	Warp knit fbrc of artfcl fbrs yarn ofdiff clr,oth than of heading 600	3 639	21 071	42 268	254 747
6005440000	Printed warp knit fabrics of artificialoth than of heading 6001-600	0	9 239	0	67 445
6005901000	Oth warp knit fabrics of wool/ fine anmlhair oth thn of heading 600	328	6 340	1 888	65 808
6005909000	Oth warp knit fabrics oth thn of wool/fine anml oth thn heading 60	24 375	509 260	307 199	5 517 592
6006100000	Other knitted/crocheted fabrics ofwool/fine animal hair	6 028	60 081	83 759	713 164
6006210000	Other knitted/crocheted fabrics ofcotton,bleached/ no bleached	306 148	984 947	2 327 150	7 828 653
6006220000	Other knitted/crocheted fabrics ofcotton,dyed	4 093 824	38 099 319	35 884 111	326 544 470
6006230000	Oth knit/crochtd fbrcs of cotton ofyarn of dif color	92 334	545 441	850 054	4 756 014
6006240000	Other knitted/crocheted fabrics ofcotton,printed	68 472	740 773	621 013	6 320 102
6006311000	Oth knit/crochtd fbrcs of nylon fibrmesh ,bleached/ no bleached	108 915	301 955	864 209	2 737 502
6006312000	Oth knit/crochtdfbrcs of synthtc fibr,elastis, bleached/ no bleache	36 624	214 199	351 947	2 128 161
6006319000	Oth knit/crochtdfbrcs of synthtc fibr,oth than nylon&elastis,bleach	185 017	1 942 932	1 681 595	18 713 272
6006321000	Oth knit/crochtd fbrcs of nylon fibrmesh,dyed	77 349	775 775	692 237	7 941 437
6006322000	Oth knit/crochtd fbrcs of synthtc fibr,elastis,dyed	9 303	116 189	138 317	1 538 122
6006329000	Oth knit/crochtd fbrcs of synthtc fibr,than nylon&elastis,dyed	745 164	6 933 450	6 804 393	65 930 777
6006331000	Oth knit/crochtd fbrcs of synthtc fibr,of yarn of diff colors,elastis	1 259	11 184	22 501	191 214
6006339000	Oth knit/crochtd fbrcs of synthtc fibr,of yarn of diff colors,not elas	10 417	82 154	151 441	1 287 329
6006341000	Oth knit/crochtd fbrcs of synthtc fibr,printed,elastis	22	48 412	144	470 662
6006349000	Oth knit/crochtd fbrcs of synthtc fibr,printed,not elastis	112 721	297 216	332 613	3 322 545
6006411000	Oth knit/crochtd fbrcs of artificialfibr, elastis,bleached/ no bleache	1 390	1 390	4 257	4 257
6006419000	Oth knit/crochtd fbrcs of artificialfibr, not elastis,bleached/ no blea	0	24 687	0	243 472
6006421000	Oth knit/crochtd fbrcs of artificialfibr, elastis,dyed	20 654	306 014	150 472	2 897 671
6006429000	Oth knit/crochtd fbrcs of artificialfibr, not elastis,dyed	126 991	1 180 700	945 973	9 019 843
6006439000	Oth knit/crochtd fbrcs of artificialfibr of yarn of diff colors,not elas	0	22 184	0	240 706
6006441000	Oth knit/crochtd fbrcs of artificialfibr, printed,elastis	13	1 002	8 516	35 560
6006449000	Oth knit/crochtd fbrcs of artificialfibr, printed,not elastis	730	2 943	6 319	34 535
6006900000	Other knitted/crocheted fabrics ofother material	699 907	5 652 662	5 854 702	46 830 783
6101200000	Men's/ boy's ovr coats,car coat,capes,knittd/crochtd of cotton	1 939	20 157	44 615	536 897
6101300000	Men's/ boy's ovr coats,car coat,capes,knittd/crochtd of man-made	788	17 272	29 014	755 861
6101900000	Men's/ boy's ovr coats,car coat,capes,knittd/crochtd of oth textile	567	3 973	4 021	79 488
6102100000	Women's/ girl's ovr coats,car coat,capes,knittd/crochtd of wool/ fir	148	252	13 212	21 849
6102200000	Women's/ girl's ovr coats,car coat,capes,knittd/crochtd of cotton	585	16 537	22 000	301 336
6102300000	Women's/ girl's ovr coats,car coat,capes,knittd/crochtd of man-ma	1 098	9 157	57 265	427 971
6102900000	Women's/ girl's ovr coats,car coat,capes,knittd/crochtd of oth texti	14 160	35 362	93 943	264 123

I.3. IM POR M ENURUT KOM ODITI / IM PORT BY HS COM M ODITY

*** OKTOBER / OKTOBER 2014 ***

H S	Uraian Komoditi Commodity Description	Berat Bersih / Net Weight (Kg)		Nilai / Value C.I.F (US\$)	
		Bulan ini Current Month	Kumulatif Cum.Jan. to date	Bulan ini Current Month	Kumulatif Cum.Jan. to date
6103100000	Men's/boy's suits knitted/crocheted	11	173 245	33	293 855
6103220000	Men's/boy's ensembles of cotton,knitted/crocheted	13 515	38 107	19 863	66 862
6103230000	Men's/boy's ensembles of synthtc fibr,knitted/crocheted	265	409	10 847	20 087
6103290000	Men's/boy's ensembles of oth textilematerial, knitted/crocheted	47	1 207	14 128	31 233
6103310000	Men's/boy's jackets&blazers of wool/fine animal hair, knitted/croc	0	96	0	2 613
6103320000	Men's/boy's jackets&blazers of cotton,knitted/crocheted	3 394	20 541	15 126	210 065
6103330000	Men's/boy's jackets&blazers of synthtcfibres, knitted/crocheted	4 852	41 331	45 763	384 785
6103390010	Men's/boy's jackets&blazers of rami,linen or silk, knitted/crochete	1	7 637	7	173 470
6103390090	Men's/boy's jackets&blazers of othertextile materials, knitted/cro	21	14 093	76	236 838
6103410000	Men's/boy's trousers, breeches&shortsof wool/fine animal hair, kn	2	500	952	27 890
6103420000	Men's/boy's trousers, breeches&shortsof cotton, knitted/crochete	5 249	49 753	98 619	958 306
6103430000	Men's/boy's trousers, breeches&shortsof synthtc fibres, knitted/cr	17 329	88 135	96 809	1 462 946
6103490000	Men's/boy's trousers, breeches&shortsof oth textile material, knit	498	4 081	7 513	54 966
6104130000	Women's/girl's suits of synthtc fibr,knitted/crocheted	10 629	115 155	24 886	234 362
6104192000	Women's/girl's suits of cotton,knitted/crocheted	21 192	285 273	37 051	465 250
6104199000	Women's/girl's suits of oth textilematerial, knitted/crocheted	16	3 369	223	29 799
6104220000	Women's/girl's ensembles of cotton,knitted/crocheted	0	6 858	0	19 551
6104230000	Women's/girl's ensembles of synthtcfibres,knitted/crocheted	2 658	20 122	3 762	32 205
6104290000	Women's/girl's ensembles, of othertextile materials,knitted/croch	1	133	23	1 546
6104310000	Women's/girl's jackets&blazers of wool/fine animal hair, knitted/c	0	38	0	8 721
6104320000	Women's/girl's jackets&blazers ofcotton, knitted/crocheted	33 304	175 655	66 297	423 161
6104330000	Women's/girl's jackets&blazers ofsynthetic fibres, knitted/crochet	28 683	197 729	52 528	557 548
6104390000	Women's/girl's jackets&blazers of othtextile materials, knitted/crc	305	1 824	15 000	99 187
6104410000	Women's/girl's dresses of wool/fineanimal hair, knitted/crochete	155	453	14 075	77 528
6104420000	Women's/girl's dressed of cotton,knitted/crocheted	86 359	668 115	278 605	2 729 324
6104430000	Women's/girl's dressed of syntheticfibres, knitted/crocheted	102 565	1 298 432	383 993	4 761 680
6104440000	Women's/girl's dressed of artificialfibres, knitted/crocheted	3 158	32 991	134 680	1 705 843
6104490000	Women's/girl's dresses of othertextile materials, knitted/crochete	293	1 867	2 045	69 194
6104510000	Women's/girl's skirts÷d skirtsof wool/fine animal hair, knitt	2	7	791	1 940
6104520000	Women's/girl's skirts÷d skirtsof cotton, knitted/crocheted	29 038	76 003	70 636	568 835
6104530000	Women's/girl's skirts÷d skirtsof synthetic fibres, knitted/cro	37 667	166 158	167 564	1 478 202
6104590000	Women's/girl's skirts÷d skirtsof oth textile material, knitt/d	1 159	11 556	57 693	497 308
6104610000	Women's/girl's trousers, breeches&shorts of fine animal hair,knitt	37	133	3 775	10 716
6104620000	Women's/girl's trousers, breeches&shorts of cotton, knitted/croch	33 755	607 425	195 806	3 070 592
6104630000	Women's/girl's trousers, breeches&shorts of synthtc fibres, knittd	233 713	1 590 791	519 674	4 723 821
6104690000	Women's/girl's trousers, breeches&shorts of oth textile mtrial,knit	1 816	22 487	73 430	739 883
6105100000	Men's/boy's shirts of cotton, knitted/crocheted	78 745	511 577	929 927	9 446 540
6105200010	Men's/boy's shirts of synthetic man-made fibres, knitted/crochete	2 080	55 994	84 106	1 945 699
6105200090	Men's/boy's shirts of artificial man-made fibres, knitted/crochete	275	409	13 962	18 103
6105900000	Men's/boy's shirts of other textilematerials fibres, knitted/crochet	1 901	27 794	10 144	211 873
6106100000	Women's/girl's blous,shirt&shirt blousof cotton, knitted/crochete	442 028	1 811 130	1 269 108	6 363 863
6106200000	Women's/girl's blous,shirt&shirt blousof man-made fibres, knitted	305 704	2 042 782	631 987	5 785 521
6106900000	Women's/girl's blous,shirt&shirt blousof oth textile material, knitt	26 996	251 529	160 650	1 240 579
6107110000	Men's/boy's underpants & briefs ofcotton, knitted/crocheted	35 002	168 936	256 166	2 025 879
6107120000	Men's/boy's underpants & briefs ofman-made fibres, knitted/croc	7 501	86 146	40 183	592 709
6107190000	Men's/boy's underpants & briefs ofoth textile material, knitted/cr	206	7 916	4 012	59 904
6107210000	Men's/boy's nightshirts & pyjamas ofcotton, knitted/crocheted	99	51 451	2 439	245 938
6107220000	Men's/boy's nightshirts & pyjamas ofman-made fibres, knitted/crc	0	5 207	0	24 673
6107290000	Men's/boy's nightshirts & pyjamas ofoth textile material, knitted/c	5	496	33	36 079
6107910000	Men's/boy's bathrobes, dressing gowns of cotton, knitted/crochet	158	331	5 047	7 499
6107990000	Men's/boy's bathrobes, dressing gowns of oth textile materials, kn	1 123	15 750	3 992	98 735
6108110000	Women's/girl's slips & petticoats ofman-made fibres, knittd/croch	39	1 142	1 193	77 816
6108193000	Women's/girl's slips & petticoats ofcotton, knitted/crocheted	11	430	115	23 179
6108199090	Women's/girl's slips & petticoats ofoth textile materials, knitted/c	0	169	0	4 460
6108210000	Women's/girl's briefs & panties ofcotton, knitted/crocheted	642 006	3 125 058	829 643	5 275 370
6108220000	Women's/girl's briefs & panties ofman-made fibres, knitted/croch	63 206	550 453	172 970	2 170 581
6108290000	Women's/girl's briefs & panties ofoth textile materials, knitted/crc	99	5 404	6 267	31 249
6108310000	Women's/girl's nightdresses & pyjamasof cotton, knitted/crochete	67 342	1 063 615	123 209	2 115 246
6108320000	Women's/girl's nightdresses & pyjamasof man-made fibres, knitte	4 811	97 030	7 916	235 864
6108390000	Women's/girl's nightdresses & pyjamas of oth textile materials, kn	40	47	263	389
6108910000	Women's/girl's negliges,bathrobes,dressgowns of cotton, knitted/	22	3 520	606	40 470
6108920000	Women's/girl's negliges,bathrobes,dressgowns of man-made fibr,	148	2 842	6 768	57 972
6108990000	Women's/girl's negliges,bathrobes,dressgown of oth textile matr,	31	230	521	1 982
6109101000	T-shirts, singlet&oth vests of cotton,knitted/crocheted for men/bc	105 582	1 156 556	1 493 775	13 694 561

I.3. IM POR M ENURUT KOM ODITI / IM PORT BY HS COM M ODITY

*** OKTOBER / OKTOBER 2014 ***

HS	Uraian Komoditi Commodity Description	Berat Bersih / Net Weight (Kg)		Nilai / Value C.I.F (US\$)	
		Bulan ini Current Month	Kumulatif Cum.Jan. to date	Bulan ini Current Month	Kumulatif Cum.Jan. to date
6109102000	T-shirts, singlet&oth vests of cotton, knitted/ crocheted for women	56 226	1 273 507	793 442	12 244 188
6109901000	T-shirts, singlet&oth vests of rami, linen, silk, knitted/ crocheted for mer	32	2 073	741	26 610
6109902000	T-shirts, singlet&oth vests of oth txtile materials, knitted/ croch for i	17 685	159 370	776 104	5 789 580
6109903000	T-shirts, singlet&oth vests of oth txtile materials, knitted/ croch for w	37 162	426 321	984 162	10 184 423
6110110000	Jerseys, pullovers, cardigans, waistcoat of wool, knitted/ crocheted	5 580	121 838	222 127	2 120 786
6110120000	Jerseys, pullovers, cardigans, waistcoat of kashmir goats, knitted/ cro	769	2 441	32 710	210 237
6110190000	Jerseys, pullovers, cardigans, waistcoat of oths wool/ fine animal hair	7	36 984	763	1 189 739
6110200000	Jerseys, pullovers, cardigans, waistcoat of cotton, knitted/ crocheted	45 395	868 243	1 058 856	12 781 120
6110300000	Jerseys, pullovers, cardigans, waistcoat of man-made fibres, knitted/	55 478	287 727	1 137 000	8 212 043
6110900000	Jerseys, pullovers, cardigans, waistcoat of other textile materials, kni	76 140	425 307	822 647	4 312 526
6111200000	Babies garment& clothing accessories of cotton, knitted/ crocheted	19 715	113 808	485 959	2 955 667
6111300000	Babies garment& clothing accessories of synthtc fibres, knitted/ cro	1 155	20 437	27 210	188 727
6111900000	Babies garment& clothing accessories of oth textile material, knitte	312	15 581	7 206	240 038
6112110000	Track suits of cotton knitted/ crocheted	0	119	0	3 541
6112120000	Track suits of synthetic fibres knitted/ crocheted	299	2 523	7 327	81 359
6112190000	Track suits of other textile materials, knitted/ crocheted	0	58	0	434
6112310000	Men's/ boy's swimwear of synthetic fibres, knitted/ crocheted	1 012	11 681	22 895	573 862
6112390000	Men's/ boy's swimwear of oth txtile materials, knitted/ crocheted	0	64	0	1 448
6112410000	Women's/ girl's swimwear of synthetic fibres, knitted/ crocheted	4 978	35 097	152 290	1 676 786
6112490000	Women's/ girl's swimwear of oth txtile materials, knitted/ crochete	31	2 277	1 862	27 875
6113001000	Divers' suits, made up of knitt/ cochet, fabrics of heading 5903, 590	1 914	3 109	29 215	43 279
6113003000	Garment for protection from fire made-up of knitt/ cochet, head 59	0	137	0	841
6113004000	Oth protective work garment made-up of knitt/ cochet, head 5903;	946	33 646	6 907	96 484
6113009000	Oth garment, made up of knitt/ crochet fabrics of heading 5903, 590	325	8 296	3 503	60 052
6114200000	Oth garments of cotton, knitted/ crocheted	462	10 430	12 504	362 770
6114302000	Oth garment for protection from fire of man-made fibres, knitted/ c	0	10	0	249
6114309000	Oth garments of man-made fibres, knitted/ crocheted	1 440	28 873	43 156	758 698
6114900000	Oth garments of oth textile materials, knitted/ crocheted	25 139	158 622	376 219	3 009 633
6115101000	Stockings for varises veins of synthtic fibres, knitted/ crocheted	0	165	0	3 877
6115109000	Oth graduated compression hosiery, knitted/ crocheted	1 276	5 042	35 941	128 040
6115210000	Oth panty hose& tights of synthetic fibr, single yarn <67 decitex, knit	0	4 473	0	140 358
6115220000	Oth panty hose& tights of synthetic fibr, single yarn <67/ >67 decite	293	5 025	11 665	123 367
6115291000	Oth panty hose& tights of cotton, knitted/ crocheted	210	1 437	5 265	31 710
6115299000	Oth panty hose& tights of oth txtile materials, knitted/ crocheted	528	11 168	5 890	98 897
6115301000	Oth women's full-length, knee-length hosiery of cotton, single yarn	0	45	0	2 698
6115309000	Oth women's full-length, knee-length hosiery of not cotton, single y	7 658	12 811	6 469	17 837
6115940000	Footwear without applied soles of wool/ fine animal hair, knitted/ c	320	877	11 593	34 438
6115950000	Footwear without applied soles of cotton, knitted/ crocheted	16 442	101 906	185 661	1 319 027
6115960000	Footwear without applied soles of synthetic fibres, knitted/ crochet	45 134	349 086	214 807	2 085 917
6115990000	Footwear without applied soles of oth txtile material, knitted/ cro	632	25 173	13 466	157 380
6116101000	Divers' gloves, impregnated coated plastics/ rubbers, knit/ croch	0	864	0	30 237
6116109000	Gloves, mittens, mitts, impregnated coated plastics/ rubbers, knit/ cr	36 543	170 988	462 194	2 456 928
6116910000	Gloves, mittens, of wool/ fine animal hair not impregn coated plastic	36	162	1 174	2 905
6116920000	Gloves, mittens, of cotton not impregn coated plastics/ rubbers, knit	335	17 216	574	64 280
6116930010	Divers' gloves of synthetic fibres not impregn coated plastics/ rubb	100	3 965	471	33 378
6116930090	Gloves, mittens, of synthetic fibres not impregn coated plastics/ rubl	12 488	77 224	128 314	816 341
6116990000	Gloves, mittens, of oth txtile materials not impregn coated plastics	738	6 328	731	767 596
6117101000	Shawls, scarves, mufflers, mantillas& the like of cotton, knitted/ croc	149	713	2 459	57 968
6117109000	Shawls, scarves, mufflers, mantillas& the like of not cotton, knitted/ cro	33 968	145 547	216 721	1 403 029
6117801100	Ties, bow ties & cravats of wool/ fine animal hair, knitted/ crochete	1	19	318	740
6117801900	Ties, bow ties & cravats of oth than wool/ fine animal hair, knitted/	4	7 268	118	184 062
6117802000	Wrist band, knee band/ anide band knitted/ crocheted	3 131	67 876	32 114	945 517
6117809000	Other clothing accessories, knitted/ crocheted	11 769	202 818	203 080	2 461 589
6117900000	Other parts of garment, knitted/ crocheted	40 700	259 787	371 823	2 521 610
6201110000	Men's/ boy's ovr coats, car coat, capes of wool/ fine animal hair oth t	1 168	2 274	64 859	127 276
6201120000	Men's/ boy's ovr coats, car coat, capes of cotton oth than of heading	727	2 166	31 986	113 964
6201130000	Men's/ boy's ovr coats, car coat, capes of man-made fibr oth than of	7 656	135 683	154 520	1 650 251
6201190010	Men's/ boy's ovr coats, car coat, capes of silk oth than of heading 62	1 575	1 577	4 612	4 662
6201190020	Men's/ boy's ovr coats, car coat, capes of rami oth than of heading 6	0	25	0	267
6201190090	Men's/ boy's ovr coats, car coat, capes of oth txtl matr l oth thn of h	675	3 684	1 605	22 492
6201910000	Men's/ boys' wind-cheaters, wind-jackets of wool/ fne animl hair oth	718	889	19 761	29 429
6201920000	Men's/ boys' wind-cheaters, wind-jackets of cotton oth than of heac	1 644	20 464	79 839	671 525
6201930000	Men's/ boys' wind-cheaters, wind-jackets of man-made fibr oth thn	4 727	61 034	231 104	2 061 325
6201990010	Men's/ boys' wind-cheaters, wind-jackets of silk oth than of heading	0	6	0	4 377

I.3. IM POR M ENURUT KOM ODITI / IM PORT BY HS COM M ODITY

*** OKTOBER / OKTOBER 2014 ***

H S	Uraian Komoditi Commodity Description	Berat Bersih / Net Weight (Kg)		Nilai / Value C.I.F (US\$)	
		Bulan ini Current Month	Kumulatif Cum.Jan. to date	Bulan ini Current Month	Kumulatif Cum.Jan. to date
6201990020	Men's/boys' wind-cheaters,wind-jacketsof rami oth than of headir	0	181	0	342
6201990090	Men's/boys' wind-cheaters,wind-jacketsof oth textl matr l oth thn c	6	6 629	210	164 135
6202110000	Women's/ girl's ovr coats,car coat,capesof wool/fne animl hair oth	2 443	6 970	160 947	624 469
6202120000	Women's/ girl's ovr coats,car coat,capesof cotton oth than of head	570	9 680	30 951	345 897
6202130000	Women's/ girl's ovr coats,car coat,capesof man-made fibr oth thn c	4 002	32 819	203 477	1 289 568
6202190010	Women's/ girl's ovr coats,car coat,capesof silk oth than of heading	0	10	0	8 911
6202190090	Women's/ girl's ovr coats,car coat,capesof oth textl matr l oth thn c	128	749	4 126	17 978
6202910000	Women's/ girl's wind-cheaters,wind-jacketof wool/ fne animl hair o	573	1 273	18 430	56 118
6202920000	Women's/ girl's wind-cheaters,wind-jacketof cotton oth than of he	777	19 080	33 893	769 117
6202930000	Women's/ girl's wind-cheaters,wind-jacketof man-made fibr oth th	4 820	43 526	208 687	1 914 590
6202990010	Women's/ girl's wind-cheaters,wind-jacketof silk oth than of headi	0	13	0	6 868
6202990090	Women's/ girl's wind-cheaters,wind-jacketof oth textl matr l oth th	0	929	0	52 254
6203110000	Men's/ boy's suits of wool/ fine animalhair, not knitted/ crocheted	27	418	4 916	62 128
6203120000	Men's/ boy's suits of synthetic fibres,not knitted/ crocheted	147	9 628	3 542	82 712
6203191010	Men's/ boy's suits of cotton, printed bytraditional batik process,no	0	2	0	46
6203191090	Men's/ boy's suits of cotton, not printedby trdtional batik process,i	26	9 533	1 330	18 434
6203199019	Men's/ boy's suits of silk, not printedby trdtional batik process,not	0	9	0	54
6203199090	Men's/ boy's suits of other textile maternot knitted/ crocheted	2	9 509	10	51 868
6203220010	Men's/ boy's ensembles of cotton,printedby trdtional batik proces	57	57	1 854	1 854
6203220090	Men's/ boy's ensembles of cotton,notprinted by trdtional batik pro	0	2 869	0	35 768
6203230000	Men's/ boy's ensembles of syntheticfibres,not knitted/ crocheted	0	2 259	0	33 617
6203291000	Men's/ boy's ensembles of wool/ fineanimal hair, not knitted/ croch	0	7	0	4 460
6203299000	Men's/ boy's ensembles of other textilematerial, not knitted/ croch	0	124	0	365
6203310000	Men's/ boy's jackets& blazers of wool/ fine animal hair, not knitted/	1 286	9 287	68 650	562 349
6203320090	Men's/ boy's jackets& blazers of cotton,not printed by trdtional bat	1 745	55 087	85 001	1 125 764
6203330000	Men's/ boy's jackets& blazers of synthtcfibres, not knitted/ crochete	4 507	85 237	163 855	1 754 684
6203390000	Men's/ boy's jackets& blazers of othertextile material, not knitt/ cro	129	6 420	4 508	319 240
6203410000	Men's/ boy's trousers, breeches& shortsof wool/ fine animal hair,nc	449	4 961	25 596	322 973
6203421000	Men's/ boy's bib& brace overalls ofcotton, not knitted/ crocheted	10	42 510	148	25 328
6203429000	Men's/ boy's trousers, breeches& shortsof cotton, not knitted/ croc	121 796	2 023 608	1 818 376	24 658 136
6203430000	Men's/ boy's trousers, breeches& shortsof synthtc fibres,not knitt/ c	10 802	128 104	435 321	4 872 046
6203490010	Men's/ boy's trousers, breeches& shortsof silk, not knitted/ crochet	0	3	0	595
6203490090	Men's/ boy's trousers, breeches& shortsof oth textile material,not l	132	16 834	5 877	396 514
6204110000	Women's/ girl's suits of wool/ fineanimal hair,not knitted/ crochete	0	621	0	47 792
6204120010	Women's/ girl's suits of cotton, printedby trdtional batik prcess,not	410	1 047	5 189	13 929
6204120090	Female's suits of cotton, not printed bytraditional batik process	16	26 058	80	51 618
6204130000	Female's suits of synthetic fibres	3	7 699	13	16 143
6204190011	Female's suits of silk, printed bytraditional batik process	0	3	0	69
6204190019	Female's suits of silk, not printed bytraditional batik process	0	2	0	4
6204190090	Female's suits of oth textiles, not silk	0	78	0	1 145
6204210000	Female's ensembles of wool/ fine animalhair	0	5	0	3 549
6204220090	Female's ensembles of cotton, notprinted by traditional batik proce	0	345	0	9 469
6204230000	Female's ensembles of synthetic fibres	28	50	762	1 835
6204290090	Female's ensembles of other textiles,not silk	1	9	47	2 777
6204310000	Female's jackets & blazers of wool/ fineanimal hair	510	1 279	37 856	161 470
6204320090	Female's jackets & blazers of cotton,not printed by traditional bati	1 465	68 781	33 435	1 030 751
6204330000	Female's jackets & blazers of syntheticfibres	13 066	130 138	157 749	1 879 494
6204390019	Female's jackets and blazers of silk,not printed by traditional batik	0	88	0	21 276
6204390090	Oth female's jackets and blazers of othtextiles, not silk	471	7 211	23 988	486 553
6204410000	Female's dresses of wool/ fine animalhair	143	632	25 798	126 994
6204420090	Female's dresses of cotton, not printedby traditional batik process	4 098	331 177	92 363	2 901 390
6204430000	Female's dresses of synthetic fibres	110 705	812 414	625 573	6 975 750
6204440000	Female's dresses of artificial fibres	4 630	50 050	232 544	2 841 779
6204490019	Female's dresses of silk, not printed bytraditional batik process	113	2 515	25 264	415 641
6204490090	Female's dresses of oth textiles, not silk and not by traditional batik	13	40 332	191	295 257
6204510000	Female's skirts & divided skirts of wool/ fine animal hair	247	641	21 769	81 849
6204520010	Female's skirts & divided skirts ofcotton, printed by traditional bat	0	32	0	1 339
6204520090	Female's skirts & divided skirts ofcotton, not by traditional batik p	1 886	114 487	72 304	1 609 487
6204530000	Female's skirts & divided skirts ofsynthetic fibres	28 818	123 773	326 521	2 579 651
6204590019	Female's skirts & divided skirts of silk, not by traditional batik proc	19	186	2 834	43 174
6204590090	Female's skirts & divided skirts of othtextiles,not silk	1 246	12 356	65 072	659 984
6204610000	Female's trousers/ bib& brace overall/ breeches/ shorts of wool/ fine	172	626	13 193	85 636
6204620000	Female's trousers/ bib& brace overall/ breeches/ shorts of cotton	116 458	1 799 773	1 733 639	22 684 110
6204630090	Female's trousers/ shorts/ etc of synthtcfibers not for clothing avia	54 098	232 564	381 021	4 047 873

I.3. IM POR M ENURUT KOM ODITI / IM PORT BY HS COM M ODITY

*** OKTOBER / OKTOBER 2014 ***

H S	Uraian Komoditi Commodity Description	Berat Bersih / Net Weight (Kg)		Nilai / Value C.I.F (US\$)	
		Bulan ini Current Month	Kumulatif Cum.Jan. to date	Bulan ini Current Month	Kumulatif Cum.Jan. to date
6204690000	Female's trousers/ shorts/ etc of oth wool or fine animal hair and co	2 507	49 707	92 520	2 197 188
6205200010	Male's shirts of cotton, printed by traditional batik process	0	380	0	19 023
6205200090	Male's shirts of cotton, not printed by traditional batik process	53 592	604 245	1 100 884	14 475 452
6205300000	Male's shirts of man-made fibres	2 406	49 551	60 793	825 261
6205901000	Male's shirts of oth textiles of wool or fine animal hair	184	416	917	3 734
6205909011	Male's shirts of silk, printed by traditional batik process	0	6	0	2 596
6205909019	Male's shirts of silk, not printed by traditional batik process	0	812	0	26 911
6205909090	Male's shirts of oth wool or fine animal hair, not silk	206	31 027	10 291	959 384
6206100090	Female's blouses/ shirts/ shirt blouses of silk/waste, not by trad bati	949	11 045	106 075	1 112 972
6206200000	Female's blouses/ shirts/ shirt blouses of wool/ fine animal hair	4	71	1 780	23 605
6206300010	Female's blouses/ shirts/ shirt blouses of cotton, by traditional batik	0	164	0	7 555
6206300090	Female's blouses/ shirts/ shirt blouses of cotton, not by traditional b	76 797	1 134 451	597 275	8 452 338
6206400000	Female's blouses/ shirts/ shirt blouses of man-made fibres	79 057	521 463	1 370 222	13 947 104
6206900000	Female's blouses/ shirts/ shirt blouses of oth textiles	43	17 165	2 710	1 029 992
6207110000	Male's underpants & briefs of cotton	308	3 864	7 752	153 917
6207190000	Male's underpants & briefs of oth textiles, not cotton	2	4 047	215	37 764
6207210010	Male's nightshirts & pyjamas of cotton, printed by traditional batik	0	184	0	3 768
6207210090	Male's nightshirts & pyjamas of cotton, not printed by traditional b	30	3 093	497	28 428
6207220000	Male's nightshirts & pyjamas of man-made fibres	2	263	79	13 709
6207910000	Male's wear, not underpants/ briefs/ nightshirts/ pajamas of cotton	16	578	540	15 183
6207991000	Male's wear, not underpants/ briefs/ nightshirts/ pajamas of man-m	21	207	588	7 221
6207999000	Male's wear, not underpants/ briefs/ nightshirts/ pajamas of oth tex	3 377	14 816	12 932	62 670
6208110000	Female's slips & petticoats of man-made fibres	0	100	0	3 815
6208190000	Female's slips & petticoats of oth textiles	0	379	0	3 238
6208210090	Female's nightdresses & pajamas of cotton, not by traditional batik	209	22 922	9 007	92 926
6208220000	Female's nightdresses & pajamas of man-made fibres	9	5 234	572	32 655
6208290019	Female's nightdresses & pajamas of silk, not printed by traditional l	0	45	0	4 945
6208290090	Female's nightdresses & pajamas, not cotton & oth textiles	0	10	0	334
6208910011	Female's negliges of cotton printed by traditional batik process	0	426	0	7 546
6208910019	Female's negliges of cotton not printed by traditional batik process	0	49	0	1 608
6208910090	Oth female's negliges of cotton	762	17 001	10 135	102 896
6208920019	Female's negliges of man-made fibres, not printed by traditional ba	0	587	0	16 955
6208920090	Oth female's wear of cotton, not negliges	153	15 498	5 857	163 185
6208991000	Female's wear of oth textiles of wool or fine animal hair	0	5	0	1 511
6208999000	Female's wear of oth textiles, not wool or fine animal hair	0	317	0	19 834
6209203000	Babies' t-shirts, shirts, pajamas, same items of cotton	390	8 665	6 996	238 172
6209209010	Babies' suits, pants and same items of cotton, not t-shirts/ shirts/ pa	848	15 290	16 833	380 241
6209209090	Oth babies' suits, pants and same items of cotton, not t-shirts/shir	16 175	443 282	102 415	1 079 481
6209301000	Babies' suits, pants & same items of synthetic fibres	2	5 618	80	51 884
6209303000	Babies' t-shirts, shirts, pajama, & same items of synthetic fibres	0	656	0	18 148
6209304000	Babies' clothing accessories of synthetic fibers	0	706	0	17 894
6209309000	Babies' garments of synthetic fibers, not suits/ pants/ t-shirts/ shirts/	3 132	36 983	74 112	669 638
6209900000	Babies' garments & clothing acc of oth textiles, not cotton/ synthetic	3	923	173	29 159
6210101100	Work protective grmnt of chemicals/ radiation/ fire from fabrics of	0	1 985	0	48 156
6210101900	Work protective grmnt of oth hazardous substances from fabrics of 56	55	5 005	1 034	50 021
6210109000	Garment from fabric 5602/ 5603, not for work protective	1 090	18 338	7 044	180 888
6210202000	Oth garment of subhead 620111-620119, protective work from fire	0	84	0	7 747
6210204000	Oth garment of subhead 620111-620119, of oth protective work	0	9 542	0	109 193
6210209000	Oth garment of subhead 620111-620119, for protective work from c	114	1 359	12 183	76 067
6210304000	Oth garment of subhead 620211-620219, of oth protective work	48	751	311	1 574
6210309000	Oth garment of subhead 620211-620219, for protective work from c	369	11 424	15 718	227 597
6210401000	Oth male garment of 5602/ 03; 5903/ 06/ 07 for protect work from fir	88	17 130	1 118	81 663
6210409000	Oth male garment of 5602/ 03; 5903/ 06/ 07 for protect work from ot	782	35 656	41 259	942 784
6210502000	Oth female garment of 5602/ 03; 5903/ 06/ 07 for protect work from c	0	530	0	20 510
6210509000	Oth female garment of 5602/ 03; 5903/ 06/ 07 for protect work from c	2 375	114 078	97 454	1 647 164
6211110000	Male's swimwear	6 816	14 542	116 590	405 340
6211120000	Female's swimwear	15 536	148 039	168 295	1 588 777
6211200000	Garments ski suits for male and female	0	80	0	449
6211329000	Oth male's garments of cotton not for fencing/ wrestling/ pilgrimag	182	18 042	6 287	106 440
6211332000	Oth male's garments of man-made fibres to protect from fire	78	78	79	79
6211339000	Oth male's garments of man-made fibres to protect from oth hazard	987	34 273	31 491	288 991
6211391000	Oth male's garments of synthetic fibres for fencing/ wrestling	0	8	0	111
6211399000	Oth male's garments of synthetic fibres to protect from oth hazard	1	2 559	65	21 205
6211421000	Oth female's garments of cotton for fencing/ wrestling	0	1 208	0	20 031

I.3. IM POR M ENURUT KOM ODITI / IM PORT BY HS COM M ODITY

*** OKTOBER / OKTOBER 2014 ***

H S	Uraian Komoditi Commodity Description	Berat Bersih / Net Weight (Kg)		Nilai / Value C.I.F (US\$)	
		Bulan ini Current Month	Kumulatif Cum.Jan. to date	Bulan ini Current Month	Kumulatif Cum.Jan. to date
6211429000	Oth male's garments of cotton not forrencing/wrestling/prayer clc	459	14 201	10 608	358 947
6211431000	Oth female's garmnt of man-made fibresfor surgical gowns	1	7	9	30
6211435000	Oth female's garmnt of man-made fibres to protect from chemical:	0	26	0	3 742
6211439000	Oth female's garmnt of man-made fibresnot for subhead 6211431	2 356	85 779	100 599	2 855 090
6211491000	Oth female's garmnt of oth textiles forrencing/wrestling	0	255	0	1 536
6211494000	Oth female's garmnt of wool/ fine animalhair	0	95	0	1 512
6211499000	Oth female's garmnt of oth textiles notfor forrencing/wrestling/pr	181	2 025	41 879	164 346
6212101000	Brassieres of cotton, not knitted/ crocheted	22 876	273 993	364 746	3 032 781
6212109000	Brassieres of oth textiles, not knitted/ crocheted	280 316	4 968 166	1 314 937	16 355 596
6212201000	Girdles & panty-girdles of cotton, notknitted/ crocheted	0	2	0	26
6212209000	Girdles & panty-girdles of ot textilematerials, not knitted/ crochete	6 048	7 302 429	236 551	1 478 091
6212301000	Corsets of cotton, not knitted/ crocheted	0	15	0	1 231
6212309000	Corsets of oth textile materials, notknitted/ crocheted	621	13 547	76 759	212 588
6212901100	Suspenders/ garters/ braces of cotton fortreatment of scar tissue&	0	2 280	0	27 492
6212901900	Suspenders/ garters/ braces of cotton notfor treatment scar/ athleti	1 104	4 987	41 629	136 080
6212909100	Suspenders/ garters/ braces of oth txtilesfor trtment of scar tissue&	0	15	0	423
6212909200	Suspenders/ garters/ braces of oth txtilesfor athletic supporters	0	23 530	0	513 868
6212909900	Suspenders/ garters/ braces of oth txtilesnot for treatment scar/ atf	43 324	3 076 224	913 169	9 396 285
6213201000	Handkerchiefs of cotton, printed bytraditional batik process	0	2	0	113
6213209000	Handkerchiefs of cotton, not printed bytraditional batik process	35	38 212	135	69 733
6213901900	Handkerchiefs of silk/ waste, not printedby traditional batik proces	7	154	347	7 798
6213909900	Handkerchiefs of oth textiles not silk/ waste, not by traditional bati	14	458	1 049	5 730
6214109000	Syals/ scarves/ mufflers/ mantillas/ veilsof silk/ waste, not by trad ba	670	3 863	23 011	401 114
6214200000	Syals/ scarves/ mufflers/ mantillas/ veilsof wool/ fine animal hair	323	1 191	19 495	141 349
6214301000	Syals/ scarves/ mufflers/ mantillas/ veilsof synth fibres, by trad batik	0	2	0	62
6214309000	Syals/ scarves/ mufflers/ mantillas/ veilsof synth fibres, not by trad b	218 321	2 407 925	335 334	4 288 390
6214409000	Syals/ scarves/ mufflers/ mantillas/ veilsof artificial fibres, not trad ba	1 338	53 478	42 174	433 188
6214909000	Syals/ scarves/ mufflers/ mantillas/ veilsof oth textiles, not by trad b	4 509	36 318	29 021	360 914
6215101000	Ties/ bow ties/ cravats of silk/ waste,printed by traditional batik pro	0	469	0	1 741
6215109000	Ties/ bow ties/ cravats of silk/ waste,not printed by traditional batik	304	5 543	17 662	271 954
6215209000	Ties/ bow ties/ cravats of man-made fibres, not printed by tradition	245	4 616	9 404	111 926
6215909000	Ties/ bow ties/ cravats of oth textiles,not printed by traditional bati	61	4 093	3 073	29 841
6216001000	Protective work gloves, mittens & mitts	9 526	119 226	48 840	410 802
6216009100	Oth gloves, mittens & mitts of wool/ fineanimal hair	0	591	0	2 979
6216009200	Oth gloves, mittens & mitts of cotton	4 214	10 869	5 536	32 866
6216009900	Oth gloves, mittens & mitts not wool/ fine animal hair/ cotton	6 193	21 633	187 933	648 754
6217101000	Accesories of oth made up clothing, oththan hd 6212 for judo belt:	12 047	160 016	211 381	3 474 429
6217109000	Accesories of oth made up clothing, oththan hd 6212, not for judo	47 346	521 136	854 876	8 226 683
6217900000	Parts of garments or clothing accssories oth than of heading 6212	68 740	564 274	1 000 031	11 075 208
6301100000	Electric blankets	0	13 250	0	192 401
6301200000	Blankets (not electric) & trvelling rugsof wool/ fine animal hair	63	638	3 398	38 450
6301300090	Blankets (not electric) & trvelling rugsof cotton	16 624	173 718	202 448	621 759
6301400010	Blankets (not electric) & trvelling rugsof synthtc fibres of nonwove	707	36 483	9 714	175 376
6301400090	Blankets (not electric) & trvelling rugsof synthtc fibres of woven fa	195 447	2 498 566	620 402	5 164 491
6301900010	Oth blankets & travelling rugs, nonwoven fabrics of nonwoven fab	0	272	0	4 021
6301900090	Oth blankets & travelling rugs of wovenfabrics	8 414	85 108	79 028	490 849
6302100000	Bed linen, knitted/ crocheted	837	13 390	9 017	87 076
6302210000	Oth bed linen of cotton, printed	6 518	79 571	89 628	1 117 944
6302221000	Oth bed linen of man-made fibres ofnonwoven fabrics, printed	0	134	0	571
6302229000	Oth bed linen of man-made fibres ofwoven fabrics, printed	7 786	168 885	58 800	1 450 169
6302290000	Oth bed linen of oth textiles, printed	414	665	6 620	16 694
6302310000	Oth bed linen of cotton, not printed	24 822	113 584	325 936	1 245 719
6302329000	Oth bed linen of man-made fabrics ofwoven fabrics	8 681	86 522	81 748	965 214
6302390000	Oth bed linen of oth textiles, notprinted	298	677	4 673	10 564
6302400000	Table linen, knitted or crocheted	363	3 206	4 613	247 004
6302510090	Oth table linen of cotton, not printedby traditional batik process	552	3 448	10 774	132 283
6302530000	Oth table linen,of man-made fibres	3 469	45 795	22 569	215 231
6302590000	Oth table linen,of oth textiles	83	8 772	2 436	41 853
6302600000	Toilet & kitchen linen of terry towelling/ similar terry fabrics of cotts	174 107	1 577 287	340 372	2 658 394
6302910000	Oth linen not for bed, table, toilet & kitchen of cotton	2 579	15 615	25 719	165 744
6302930000	Oth linen not for bed, table, toilet & kitchen of man-made fibres	20 625	209 898	94 581	1 196 356
6302990000	Oth linen not for bed, table, toilet & kitchen of oth textiles	298	12 059	1 882	65 013
6303120000	Curtains (inc drapes) & int blinds/ bedvalances of synth fibres, knitt	2 012	45 562	13 712	368 522
6303191000	Curtains (inc drapes) & int blinds/ bedvalances of cotton, knitted/ c	0	22	0	3 515

I.3. IM POR M ENURUT KOM ODITI / IM PORT BY HS COM M ODITY

*** OKTOBER / OKTOBER 2014 ***

H S	Uraian Komoditi Commodity Description	Berat Bersih / Net Weight (Kg)		Nilai / Value C.I.F (US\$)	
		Bulan ini Current Month	Kumulatif Cum.Jan. to date	Bulan ini Current Month	Kumulatif Cum.Jan. to date
6303199000	Curtains (inc drapes) & int blinds/bedvalances of oth cotton, knitte	4 709	29 319	25 072	126 700
6303910000	Curtains (inc drapes) & int blinds/bedvalances of cotton, not knitte	3 240	3 754	34 231	39 997
6303920000	Curtains (inc drapes) & int blinds/bedvalances of synth fibres, not l	20 788	125 958	201 474	943 633
6303990000	Curtains (inc drapes) & int blinds/bedvalances of oth textiles, not k	3 751	20 857	33 467	94 906
6304110000	Bedspreads, knitted/ crocheted	1	2 893	321	39 428
6304191090	Bedspreads of cotton, not printed bytraditional batik process	174	5 295	2 369	46 253
6304192000	Bedspreads of nonwoven, not knitted/ crocheted	2 534	3 071	28 018	30 641
6304199000	Bedspreads from woven, not knitted/ crocheted and not from cott	355	388	4 887	5 453
6304911000	Mosquito nets, knitted/ crocheted	3 902	20 515	35 728	184 345
6304919000	Oth furnishing artcl, not bedspread/ mosquito nets, knitted/ croche	33	633	402	7 113
6304920000	Oth furnishing artcl of cotton, notbedspread & not knitted/ croche	16 596	36 628	188 002	442 949
6304930000	Oth furnishing artcl of synthetic fibres, not bedspread & not knitte	13 640	92 910	131 234	606 500
6304990000	Oth furnishing artcl of oth textiles,not bedspread & not knitted/ cro	2 252	32 208	32 517	293 006
6305101100	New sacks & bags of jute for packinggoods	1 082 074	8 223 386	736 641	6 384 731
6305101900	New sacks & bags of oth textiles bastfibres of hd 5303 for packing	12 717	67 679	154 181	794 784
6305102900	Used sacks & bags of oth textiles bastfibres of hd 5303 for packing	0	161	0	970
6305200000	Sack& bag of cotton for packing goods	5 944	36 808	136 687	1 146 530
6305321000	Flxible intrmdiate bulk containrs ofsynthetic textiles, nonwoven	0	35 888	0	137 613
6305329000	Flxible intrmdiate bulk containrs of syntxtiles, nonwoven & not knii	95 849	769 486	387 710	3 384 815
6305332000	Sack& bag of polyethylene/ polypropylenestrip/ same items of wove	13	5 419	16	8 249
6305339000	Sack& bag of polyethylene/ polypropylenestrip, not knitted/ croche	67 794	447 036	118 213	1 309 116
6305391000	Oth sack&bag of synthetice textils of nonwoven	264	1 236	2 369	11 552
6305392000	Oth sack&bag of synthetice textils, knitted/ crocheted	0	79	0	4 275
6305399000	Oth sack&bag of synthetice textils of woven & not knitted/ crochet	0	18 163	0	126 803
6305909000	Sacks & bags of oth textiles not hemp/ coconut (coir) of heading 53	12	8 156	270	325 076
6306120000	Tarpaulins, awnings & sunblinds ofsynthetic fibres	2 114	141 026	6 514	539 423
6306191000	Tarpaulins, awnings & sunblinds of othtextiles of coir fibres of hea	0	6	0	109
6306199000	Tarpaulins, awnings & sunblinds of othtextiles, not coir fibres/ cott	4 887	75 632	37 016	101 517
6306220000	Tents of synthetic fibres	12 945	264 651	100 830	924 884
6306299000	Tents of oth textiles, oth than cotton	3 895	56 071	4 015	418 586
6306300000	Sails for boats/ sailboards/ landcraft	283	5 645	29 164	161 145
6306401000	Pneumatic mattresses of cotton	0	8 204	0	25 716
6306409000	Pneumatic mattresses, oth than cotton	20 719	75 754	64 145	272 933
6306900010	Camping goods of cotton	25	96	402	811
6306900091	Camping goods of oth textiles ofnonwoven	0	1	0	22
6306900099	Camping goods of oth textiles of woven	0	4 600	0	119 986
6307101000	Floor/ dish/ similar cleaning clothes ordusters of nonwoven	131	9 129	2 865	158 814
6307102000	Floor/ dish/ similar cleaning clothes ordusters of felt	44	51	899	1 004
6307109000	Floor/ dish/ similar cleaning clothes ordusters woven oth than felt	117 427	528 225	726 298	4 160 006
6307200000	Life-jackets & life-belts	6 201	76 894	117 368	599 179
6307903000	Umbrella covers in triangular piece	0	10	0	88
6307904000	Surgical masks	4 731	24 276	153 504	493 852
6307906100	Harnesses safety suitable for industrialuse	867	3 687	607	28 744
6307906900	Harnesses safety suitable not forindustrial use	16 628	65 544	196 078	759 611
6307907000	Fans and handscreens	0	69	0	734
6307909000	Oth made up artcils, not umbrella covers/ surgical masks/ harnesse	122 934	781 234	1 921 849	9 852 329
6308000000	Sets, consist of woven fabric& yarn w/ oaccessories txtiles articles f	14 868	85 675	144 721	741 763
6309000000	Worn clothing & oth worn articles.	1 666	7 859	18 657	37 316
6310101000	Used/ new rags, sorted	1	2	4	6
6310109000	Scrap twine/ cordage/ rope/ cbles worn outarticles of those, sorted	25 001	140 997	18 252	63 767
6310901000	Used/ new rags, unsorted	0	2	0	3
6310909000	Scrap twine/ cordage/ rope/ cbles worn outarticles of those, unsort	1	785	8	2 352
6401100000	Waterproof footwear incorp protectivemetal toe-cap with outer s	54 176	279 752	116 547	372 849
6401920000	Oth waterproof footwear, covering theankle but not cover the kne	18 061	190 075	47 636	243 542
6401990000	Oth waterproof footwear with outer solesplastic by stiching, riveti	1 142	21 623	17 738	570 344
6402120000	Ski-boots/ cross-country ski-footwear/ snowboard boot with upper	0	1 916	0	5 280
6402199000	Sports footwear not for wrestling/ ski/ same items with upper of ru	90 942	928 892	967 674	13 764 000
6402200000	Footwear with upper straps/ thongsassembled to the sole by mear	394	115 176	6 027	508 152
6402911000	Diving boots covering the ankle withupper of rubber/ plastics	0	6 281	0	81 199
6402919100	Oth diving boots cover the ankle incorprotective metal toe-cap, r	3 585	21 115	52 716	397 803
6402919900	Oth diving boots cover the ankle notincorp protct mtl toe-cap, ru	43 762	283 984	442 229	2 473 651
6402991000	Oth footwear not cover the ankle incorprotect metal toe-cap, ruk	1	19 829	46	304 644
6402999000	Oth footwear not cover the ankle & notincorp protct mtl toe-cap	1 795 639	19 713 575	5 195 192	65 116 489
6403120000	Ski-boots, cross-country ski footwear & snowboard boot, with uppe	0	6 083	0	10 728

I.3. IM POR M ENURUT KOM ODITI / IM PORT BY HS COM M ODITY
***** OKTOBER / OKTOBER 2014 *****

H S	Uraian Komoditi Commodity Description	Berat Bersih / Net Weight (Kg)		Nilai / Value C.I.F (US\$)	
		Bulan ini Current Month	Kumulatif Cum.Jan. to date	Bulan ini Current Month	Kumulatif Cum.Jan. to date
6403191000	Sports footwear fitted with spikes,cleats or the same item, leather	2 459	14 426	49 757	466 079
6403192000	Sports footwear for riding boots orbowling shoes, leathers	0	3 393	0	6 727
6403199000	Sports footwear not fitted with spikes/bowling/wrstling/weight lifi	25 041	351 955	659 456	6 907 878
6403200000	Footwear, outer soles of leather, uppersof leather straps accros,in	29	280	41	1 717
6403400000	Oth footwear incorp protect metal toecap with upper of leathers	166 227	1 742 071	1 705 094	18 069 515
6403510000	Oth footwear with outer sole of leathercovering the ankle	283	1 339	12 921	139 608
6403590000	Oth footwear with outer sole of leather,not covering the ankle	1 079	16 713	47 192	1 347 964
6403910000	Oth footwear, not for sprts/incorp metaltoe-cap protect, covering	40 548	247 448	724 097	4 747 370
6403990000	Oth footwear, not for sprts/incorp metaltoe-cap protect, not cove	96 005	1 121 580	2 087 499	27 055 512
6404111000	Sports footwear with outer sole rubbr/plstc, with spike/cleat	0	1 135	0	36 557
6404119000	Sports footwear not fitted with spikes/wrstling/weight lifting/the l	68 032	807 359	1 523 262	15 296 246
6404190000	Oth sports footwear for oth purposedwith outer soles of rubber/l	106 129	3 473 889	1 684 417	22 738 140
6404200000	Oth footwear with outer soles of leather/composition leather	19	10 156	2 247	297 685
6405100000	Oth footwear, with uppers of leather/composition leather	0	71	0	1 506
6405200000	Oth footwear, with uppers of textiles	1 672	28 517	17 199	472 041
6405900000	Oth footwear, with upper of ith leather/composition leather/textil	49 952	483 772	149 323	1 922 021
6406101000	Uppers & parts thereof, oth than stiffeners of metal toe-caps	62 222	478 127	221 432	1 834 613
6406109000	Uppers & parts thereof, oth than stiffeners & not fitted with metal	216 609	1 897 986	4 121 515	27 854 016
6406200000	Parts of footwear with outer soles & heels, of rubber/plastics	773 646	7 418 620	7 088 692	64 919 106
6406901000	Parts of footwear of wood	1 839	3 159	1 294	22 138
6406902100	Oth parts of footwear of metal of iron/steel	32 703	264 351	113 562	724 683
6406902910	Oth parts of footwear of metal of copper	0	8 553	0	69 089
6406902990	Oth parts of footwear of oth metal, notiron/steel/copper	14 798	87 589	405 599	1 508 202
6406903100	Oth parts of footwear of rubber/plasticin-soles	98 559	895 817	1 547 451	13 523 417
6406903200	Oth parts of footwear of rubber/plasticcomplete-soles	6 845	65 127	76 172	977 121
6406903900	Oth parts of footwear of rubber/plasticout-soles	78 112	1 370 135	803 056	14 173 651
6406909100	Oth parts of footwear of oth materialsfor gaiters/leggings/same it	2 508	38 423	26 515	293 360
6406909900	Oth parts of footwear of oth materialsnot for gaiters/leggings/sam	325 473	2 984 109	4 286 280	32 986 669
6501000000	Hat-forms/bodies,hood of felt,not blockshape, not brims, plateau	1 525	4 687	17 035	39 720
6502000000	Hat-shapes, plaited by assembling stripof any material, no block sh	1	97	27	13 757
6504000000	Hats&oth headgear/plaited by assemblingstrips of any material, tr	20 999	106 824	127 603	792 541
6505001000	Hats&oth headgear of a kind used forreligious purposes, knitted/c	11 909	50 121	73 235	289 532
6505002000	Hats&oth headgear, knitt/crochet, hair-nets, knitted/crocheted	3 823	56 634	66 906	1 105 284
6505009000	Oth hats&oth headgear, not for hair-nets/religious purposes, knitt	33 713	243 100	349 093	2 903 552
6506101000	Protective helmets for motorcyclistswhether/not lined/trimmed	4 713	55 665	91 991	540 032
6506102000	Industrial safety & firefighters helmets, excl steel helmets whethe	26 625	213 258	202 593	1 644 607
6506103000	Steel helmets safety	108	1 553	4 123	133 584
6506104000	Water polo headgear	0	297	0	4 383
6506109000	Oth safety headgear, not for motocyclist/industrial/firefighters/stc	34 380	243 035	214 007	2 235 372
6506910000	Oth headgear of rubber/of plastics	887	57 243	4 278	170 544
6506991000	Oth headgear of furskin	0	42 756	0	375 569
6506999000	Oth headger of oth materials, notfurskin	9 291	53 557	65 472	787 498
6507000000	Head-band,lining,cover,hat foundation,hat frame,peak&chinstrap,	30 125	223 997	91 746	1 275 631
6601100000	Garden/similar umbrellas	73 071	481 255	53 079	634 693
6601910000	Umbrellas & sun umbrellas having atelescopi shaft	285 515	1 079 483	153 842	731 464
6601990000	Umbrellas & sun umbrellas not having atelescopi shaft	1 066 323	6 413 902	839 676	5 479 421
6602000000	Walking-sticks, seat-sticks, whips, riding crops & the like.	20 397	97 110	70 036	371 280
6603200000	Umbrella frames, including frames mounted on shafts (sticks)	25 691	470 168	26 341	592 829
6603901000	Parts, trimmings & accessories forarticles of heading 6601	15 757	221 888	22 488	259 480
6603902000	Parts, trimmings & accessories forarticles of heading 6602	13 473	31 630	21 384	62 766
6701000000	Skin&oth part of bird with feathr/down,feathr,part of feathr,down	0	8 309	0	818 776
6702100000	Artificial flower, foliage, fruit, &parts thereof of plastics	133 645	1 639 979	386 382	3 818 502
6702901000	Artificial flower, foliage, fruit, &parts thereof of paper	537	3 326	2 186	41 582
6702902000	Artificial flower, foliage, fruit, &parts thereof of textiles	6 893	43 063	40 262	336 769
6702909000	Artific flower,foliage,fruit&partsthereof of oth materials, not paper,	54 679	486 036	147 483	1 347 597
6703000000	Human hair, dressed, thinned, bleached,othwise worked for wigs/	80 142	553 206	3 221 141	22 571 199
6704110000	Complete wigs of synthetic textiles	1 056	6 681	19 863	145 886
6704190000	False beards, eyebrows, eyelashes,switches of synthetic textiles	2 324	21 871	47 603	433 670
6704200000	Wigs, false beards, eyebrows,eyelashesof human hair	534	4 170	92 234	128 425
6704900000	Wigs, false beards, eyebrows,eyelashes,of oth materials	13 361	69 956	141 598	987 012
6801000000	Setts, curbstones & flagstones, of naturals stone (except slate)	80 869	127 848 266	50 131	1 684 258
6802100000	Tiles, cubes, similar articles, square <7 cm, artif colored, chipping &	2 248	268 680	10 975	62 289
6802210000	Oth monmental/building stone of marble,travertine, alabaster, sin	1 396 372	17 015 546	660 917	7 849 982
6802230010	Oth monmental/building stone of granitwith polished slabs	170 333	4 912 067	24 330	1 729 039

I.3. IM POR M ENURUT KOM ODITI / IM PORT BY HS COM M ODITY

*** OKTOBER / OKTOBER 2014 ***

H S	Uraian Komoditi Commodity Description	Berat Bersih / Net Weight (Kg)		Nilai / Value C.I.F (US\$)	
		Bulan ini Current Month	Kumulatif Cum.Jan. to date	Bulan ini Current Month	Kumulatif Cum.Jan. to date
6802230090	Oth monmental/building stone of granitwith not polished slabs	361 153	1 740 757	147 519	574 914
6802299000	Monumental/building stone of oth stone, simply cut/ sawn with a fl	54 042	653 469	5 489	42 387
6802911000	Oth article monumental/building of marble	1 834 147	15 630 897	1 041 906	6 587 920
6802919000	Oth article monumental/building of travertine & alabaster	51 219	129 374	29 321	130 544
6802920000	Oth article monumental/building of calcareous stone	0	1 160	0	850
6802930000	Oth article monumental/building of granite	3 323 092	27 052 461	1 853 646	11 698 355
6802990000	Oth article monumental/building of oth stones, not marble/ traverti	236 631	2 378 339	97 757	793 616
6803000000	Worked slate & articles of slate or of agglomerated slate	2	1 273 125	21	403 066
6804100000	Millstones & grindstones for milling, grinding & pulping	792 679	8 426 079	1 368 906	16 450 372
6804210000	Oth millstone/ grindstone for grinding of agglomerated synt/ natur	47 137	1 151 744	553 521	9 605 625
6804220000	Oth millstone/ grindstone of oth agglomerabrasv/ cramc for grindin	885 843	8 377 746	3 059 210	24 989 616
6804230000	Oth millstone/ grindstone of natural stone for grinding wheel & the lik	73 225	1 081 470	216 788	2 038 656
6804300000	Hand sharpening/ polishing stones	219 165	2 802 018	130 301	1 746 753
6805100000	Natural/ artificial abrasive powder/ grain on a base of woven textile	310 215	3 482 063	1 303 473	13 888 007
6805200000	Natural/ artificial abrasive powder/ grain on a base of paper/ paperb	230 729	2 291 511	719 691	7 230 404
6805300010	Natural/ artificial abrasive powder/ grain on a base of polishing disc	14 618	265 051	138 113	1 497 828
6805300090	Natural/ artificial abrasive powder/ grain on a base of oth materials,	133 520	926 033	350 834	3 268 260
6806100000	Slag wool, rock wool & similar mineral wools in bulk/ sheets/ rolls	992 147	9 270 378	1 903 237	14 363 310
6806200000	Exfoliated vermiculite, expanded clays, foamed slag & similar expans	49 236	724 719	105 186	770 225
6806900000	Mixture & article of heat/ sound insulating or sound absorb mineral	2 257 395	8 208 610	2 740 672	17 613 785
6807100000	Articles of asphalt/ of similar material in rolls	801 983	7 105 769	755 029	5 558 101
6807901000	Articles of asphalt/ of similar material of tiles, not in rolls	0	210	0	882
6807909000	Articles of asphalt/ of similar material of oth tiles, not in rolls	1 442 936	11 942 523	1 309 995	11 316 169
6808001000	Roofing tiles, panels, boards, blocks & similar articles of coir fibres/	30 065	1 302 084	34 528	1 069 919
6808009000	Chips, particles, sawdust or oth waste of wood, agglomer with ceme	200 717	2 751 648	163 032	3 780 436
6809110000	Board, sheet, panels, tiles, reinforced with paper/ board only	6 927 256	59 024 161	1 288 672	11 230 444
6809191000	Oth articles of plaster/ of compositions based on plaster of tiles	0	78	0	415
6809199000	Oth articles of plaster/ of compositions based on plaster of oth tiles	1 365 667	9 893 155	429 840	2 915 631
6809901000	Dental moulds of plaster	0	50	0	333
6809909000	Oth articles of plaster/ cmpitions based on plaster, not dental mo	22 188	35 270	14 252	90 871
6810110000	Building blocks & bricks	65 383	361 072	32 695	207 222
6810191000	Tiles, reinforced or not	38 072	496 990	14 597	238 878
6810199000	Flagstones, reinforced or not	84 926	1 641 855	343 025	4 757 392
6810910010	Concrete building piles for building or civil engineering	18 997 984	180 132 105	3 214 315	26 967 102
6810910090	Oth prefabricated structural components for building or civil engin	54	315 885	502	65 427
6810990000	Oth prefabricated structural components, reinforced or not	132 315	1 067 876	206 534	1 296 451
6811401000	Corrugated sheets containing asbestos	0	43 159	0	35 728
6811402100	Floor or wall tile containing asbestos & plastics	0	14 948	0	6 641
6811402900	Floor or wall tile containing oth asbestos, not plastics	85 508	470 971	22 818	376 038
6811403000	Tubes or pipes containing asbestos	2 110	8 514	32 791	88 828
6811404000	Tubes or pipes fittings containing asbestos	15 192	24 329	56 693	328 385
6811409000	Oth articles of asbestos cement	51 469	269 678	23 293	124 997
6811810000	Corrugated sheets not containing asbestos	0	117	0	817
6811821000	Floor or wall tile of cellulose fibre-cement containing plastics only	1 714	664 786	11 178	278 466
6811829000	Floor or wall tile of cellulose fibre-cement, not containing asbestos	2 283 611	21 859 786	880 417	6 153 864
6811891000	Tubes/ pipes of cellulose fibre-cement	1	12 254	37	68 435
6811892000	Tubes/ pipes fittings of cellulose fibre-cement	1	379	100	15 283
6811899000	Other article of cellulose fibre cement, not tubes/ pipes/ pipes fittir	21 205	167 533	13 748	196 902
6812802000	Clothing of crocidolite fibres	0	331	0	12 550
6812803000	Paper, millboard and felt of crocidolite fibres	0	25 342	0	20 053
6812804000	Floor or wall tiles of crocidolite	0	19	0	21
6812805000	Cloth accessories, footwear & headgear fabricated crocidolite fibres	5 771	64 341	36 296	522 693
6812809000	Oth articles of crocidolite fibres	53 713	411 979	140 007	2 130 173
6812911000	Clothing of oth crocidolite fibres	5 898	22 579	43 769	93 987
6812919000	Clothing accessories, footwear & headgear of oth crocidolite fibres	28 762	132 702	333 427	1 517 381
6812920000	Paper, millboard and felt of oth crocidolite fibres	328	18 219	295	25 735
6812930000	Compressed asbestos fibre jointing of oth crocidolite fibres in shee	74 427	917 900	91 043	956 903
6812991100	Fabric asbes fibres, oth crocidolite, mix with a basis asbes & Mg carb	8 560	111 588	130 410	360 443
6812991900	Oth fabric asbestos fibres not mix with a basis of asbestos	37 303	117 140	54 551	157 591
6812992000	Floor/ wall tiles of fabricated asbestos (oth crocidolite)	0	9 690	0	9 564
6812999000	Oth fabricat asbes fibres of oth croci, not fabricate/ floor/ wall tiles	133 847	760 551	119 272	1 092 891
6813201000	Brake lining & pad of friction material and articles, containing asbest	67 834	555 020	769 727	4 104 630
6813209000	Oth thn brake lining & pad of friction material and article, containing	69 526	194 291	71 132	458 243
6813810000	Brake lining & pad of friction material & article, not containing asbest	187 176	1 709 902	2 395 456	20 762 924

I.3. IM POR M ENURUT KOM ODITI / IM PORT BY HS COM M ODITY
***** OKTOBER / OKTOBER 2014 *****

H S	Uraian Komoditi Commodity Description	Berat Bersih / Net Weight (Kg)		Nilai / Value C.I.F (US\$)	
		Bulan ini Current Month	Kumulatif Cum.Jan. to date	Bulan ini Current Month	Kumulatif Cum.Jan. to date
6813890000	Oth thn brake lining&pad of frictionmaterial&article,not containi	170 471	1 252 417	2 290 424	19 016 405
6814100010	Worked mica&article of mica,agglomerated,sheets,strips, simply cu	7 535	78 528	56 120	688 908
6814100090	Worked mica&article of mica,agglomerated,plates	3 718	121 221	9 828	230 586
6814900010	Worked mica & articles of mica,in rolls & pieces, simply cut to sha	7	37 801	257	238 268
6814900090	Oths worked mica & articles of mica	247	8 698	14 135	229 912
6815101000	Yarn/thread non-electrical articlesgraphite/ carbon	10 936	128 237	436 231	3 906 931
6815102000	Bricks,paving slabs,floor tiles,etc nonelectrical articles graphite/car	450 020	1 448 020	191 380	1 654 154
6815109100	Carbon fibres, etc non electricalarticles graphite/ carbon	2 292	71 961	44 247	1 187 810
6815109900	Oth non electrical articles graphiteor carbon	3 332	117 040	137 739	1 503 558
6815200000	Articles of peat	0	10 677	0	38 564
6815910000	Articles of stone, contents magnesite,dolomite/ chromite	66 589	1 333 299	21 985	769 994
6815990000	Oth articles of stone,oth thn contentmagnesite,dolomite/ chromite	130 688	1 435 657	372 522	3 579 280
6901000000	Bricks,blocks,tiles & oth ceramic goods of siliceous fossil meals/ of s	0	134 515	0	74 474
6902100000	Goods of siliceous cont by weight,singly/ together mg,ca,cr > 50%	2 829 093	32 862 051	3 863 234	38 657 072
6902200000	Goods of siliceous cont by weight,singly or together alumina,silika,	3 321 018	45 827 697	3 444 871	42 042 938
6902900000	Goods of siliceous cont by weight,of oth metals compound	59 861	3 129 416	110 488	4 415 192
6903100000	Oth refractory ceramic goods cont byweight, graphite/ carbon,or a	7 511	117 830	89 502	943 635
6903200000	Oth refractory ceramic goods cont byweight, alumina/ silica, or a m	579 416	3 175 444	1 017 109	6 898 782
6903900000	Oth refractory ceramic goods cont byweight, oth metal compound	355 264	6 584 979	1 856 517	15 808 210
6904100000	Ceramics building bricks	0	251	0	547
6904900000	Flooring blocks, support/filler tiles & the like	0	815	0	6 087
6905100000	Roofing tiles of ceramic	306 493	2 277 817	36 364	571 017
6905900000	Chimney-pot,cowl,chimney liner,architect ornament&oth ceramic	0	389 479	0	2 477 081
6906000000	Ceramic pipes, conduits, guttering,pipe fittings	11	136	2 239	2 599
6907101000	Paving,hearth/ wall tiles,rectangle,circle<7cm,unglazed	0	1 456	0	468
6907109000	Oth thn Paving,hearth/ wall tiles,rectangle,circle<7cm,unglazed	0	46 000	0	4 458
6907901000	Paving,hearth/ wall tiles,rectangle,circle>7cm,unglazed	81 322 569	556 954 048	17 753 552	127 554 339
6907902000	Lining tiles of a kind used for grindingmills,rectang,circle>7cm,ungl	0	6 960	0	5 570
6907909000	Oth thn tile,cube&similar article,whether/ not rectang,circle<7cm,t	0	1 833 827	0	477 216
6908101000	Paving,hearth/ wall tiles,rectangle,circle<7cm,glazed	444 209	4 620 517	150 680	1 489 171
6908109000	Oth thn Paving,hearth/ wall tiles,rectangle,circle<7cm,glazed	3 819	47 323	7 354	62 446
6908901100	Paving,hearth/ wall tiles of plain tiles,rectangle,circle>7cm,glazed	26 000	948 897	13 363	339 082
6908901900	Oth thn paving,hearth/ wall tiles of plaitiles,rectangle,circle>7cm,gl	0	10 769	0	43 285
6908909100	Paving,hearth/ wall tile of oththn plain tile,rectang,rcle>7cm,glaze	10 639 891	78 942 212	2 928 964	21 087 713
6908909900	Oth thn paving,hearth/ wall tile of oththn plain tile,rectang,rcle>7	772	1 264 486	1 565	407 584
6909110000	Ceramic of porcelain or china forlaboratory,chemical or oth tech	56 008	542 609	87 301	819 002
6909120000	Artcle having a hardnss=>9 Mohsfor laboratory,chemical or oth te	597 578	6 903 219	687 661	7 388 274
6909190000	Oth ceramic wares for laboratory,chemical/ oth technical uses	191 133	1 721 672	229 543	2 560 422
6909900000	Oth thn ceramic wares for laboratory,chemical/ oth technical uses	149	370 444	8 276	775 513
6910100000	Ceramic sinks, wash basins,wash basin of porcelain/ china	1 243 455	8 304 413	1 071 491	8 234 884
6910900000	Ceramic sinks, wash basins,wash basin of oth thn porcelain/ china	173 601	2 006 898	208 105	2 663 219
6911100000	Tableware & kitchenwareof porcelain/ china	868 717	11 176 246	357 501	3 156 787
6911900000	Oth household, toilet articlesof porcelain/ china	11	5 812	355	34 992
6912000000	Tableware & kitchenware, oth householdtoilet art, oth than porce	13 921	30 598	402 774	557 588
6913101000	Ornamental cigarette box & ashtrayof porcelain or china	0	665	0	4 214
6913109000	Oth thn ornamental cigarette box&ashtrayof porcelain or china	110 075	863 473	114 221	1 365 743
6913901000	Ornamental cigarette box & ashtrayof oth thn porcelain or china	0	3 645	0	9 145
6913909000	Oth thn ornamental cigarette box&ashtrayof oth thn porcelain or	189	134 440	2 230	419 662
6914100000	Oth ceramic articles ofporcelain/ china	2 321	92 247	1 849	110 333
6914900000	Oth ceramic articles of oth thanporcelain/ china	14 552	889 665	106 969	1 984 975
7001000000	Cullet & oth waste & scrap ofglass; glass in the mass	6 443 513	41 754 219	562 111	3 583 389
7002100000	Glass in balls	3 500	177 436	8 750	178 737
7002200000	Glass in rods	0	5 381	0	20 290
7002311000	Fused quartz/ oth fused silica forvacuum tubes	6 933	13 978	89 886	404 919
7002319010	Fused quartz/ oth fused silica for vialor ampoules industry	501 391	4 619 242	1 004 362	9 392 622
7002319090	Glass in ball,tube of fused quartz/ othfuse silica,oth thn boro silic g	29 213	160 332	2 340 796	5 732 167
7002321000	Glass in tubes,linear coef<=5x10(-6)kelvin in temp.(0-300 C) for va	6	137	913	7 038
7002322000	Oth glass in tubes,linear coef<=5x10(-6)with 3mm<=diameter<22n	25	51 119	4 730	252 948
7002329000	Oth glass in tubes,linear coef<=5x10(-6)kelvin in temp.(0-300 C)	5 244	258 476	46 918	918 510
7002391000	Oth glass in tubes, used to manufacturvacuum tubes	15	15	10	10
7002392000	Oth transparent neutral glass for enamelglass,with 3mm<=diameter	19 620	21 168	22 529	60 157
7002399000	Oth glass having linear coeff. 0-300coth thn vacum&boro silic glas	1 030	131 003	59 918	699 520
7003122000	Non wired sheets,in squares/ rectangularshape incl.1,2,3,4 corners	19 251	334 074	7 158	95 445
7003129000	Oth non-wired sheets colored glass	50 971	297 115	27 561	432 215

I.3. IM POR M ENURUT KOM ODITI / IM PORT BY HS COM M ODITY

*** OKTOBER / OKTOBER 2014 ***

HS	Uraian Komoditi Commodity Description	Berat Bersih / Net Weight (Kg)		Nilai / Value C.I.F (US\$)	
		Bulan ini Current Month	Kumulatif Cum.Jan. to date	Bulan ini Current Month	Kumulatif Cum.Jan. to date
7003199000	Oth non-wired sheets not coloredglass	1 399 495	11 526 320	590 953	5 247 031
7003200000	Cast glass and rolled glass,wired sheets	1 147	1 148	7 055	7 062
7003300000	Cast glass and rolled glass, profiles	325	544	1 550	2 450
7004209000	Optical drawn, blown glass, opticallyworked,flashed,opacified, abs	2 635	47 117	61 305	843 146
7006009000	Oth optical drawn,blown glass,opticallyworked,flashed,opacified, a	539 760	3 941 462	205 985	1 335 407
7005109000	Oth non-wired glass,absorbentreflecting/ non-reflecting layer	315 554	3 386 772	235 193	2 421 274
7005211000	Oth non-wired glass, colored, opacifiedoptical glass, not optically v	0	2 398	0	10 771
7005219000	Oth non-wired glass, colored, opticallyworked, flashed, opacified	238 683	4 448 965	100 623	2 139 782
7005299000	Oth non-wired glass, not colored,optically worked	812 587	9 789 786	254 440	3 013 776
7005300000	Float glas&surface ground/polish glas,wired glass	0	19 296	0	41 669
7006001000	Optical glass, not optically worked,for glass of heading 70,03,70,04	0	6	0	349
7006009000	Optical glass, optically workedfor glass of heading 70,03,70,04,70,1	71 551	610 073	108 527	698 300
7007111000	Toughened (tempered) safety glasssuitable for vehicles of chapter	34 711	389 208	323 325	2 137 856
7007112000	Toughened (tempered) safty glas suitabl for aircraft,spacecraft of c	0	11	0	50
7007113000	Toughened (tempered) safety glasssuitable for railway/tramway, c	360	1 778	9 078	10 839
7007114000	Toughened (tempered) safety glasssuitable for ship,boat,floating c	46	16 586	100	28 694
7007191000	Toughened (tempered) safety glasssuitable for machine of head 84	667	61 199	4 599	239 644
7007199000	Toughened (tempered) safety glasssuitable for oth machinery	675 771	6 743 302	704 754	6 329 091
7007211000	Laminated safety glass suitable forvehicles of chapter 87	40 809	576 962	264 890	2 481 433
7007214000	Laminated safety glass suitable forships,boats,floating struct, chap	0	806	0	8 535
7007291000	Laminated safety glass suitable formachine of head 84.29/84.30	3 323	10 288	24 062	90 881
7007299000	Laminated safety glass suitable foroth machinery	208 022	933 391	175 022	975 375
7008000000	Multiple-walled insulating unitsof glass.	654 065	5 313 757	835 049	6 992 335
7009100000	Rear-view mirrors for vehicles	288 689	2 436 485	3 100 517	23 516 972
7009910000	Glass mirros, unframed	1 960 154	12 671 013	1 341 910	8 938 132
7009920000	Glass mirros, framed	266 300	1 313 578	844 529	3 856 841
7010100000	Ampoules of glass	11 722	180 857	91 467	803 513
7010200000	Stoppers, lids & oth closures of glass	956	88 421	2 391	268 414
7010901000	Carboys & demijohn	74 075	1 053 107	241 616	2 795 962
7010904000	Bottles&vials for antibiotics,serums,oth injectables,intravenous inf	1 642 574	22 331 585	1 348 988	17 941 377
7010909000	Oth bottles for intravenousfluids of glass	5 495 131	68 350 183	3 683 573	39 900 353
7011101000	Stem for electric lighting	3 015	4 935	4 730	25 505
7011109000	Glass envelops for electric lightingoth than stem	179 421	2 158 125	900 280	7 595 349
7011200010	Television tubes, cathode-ray tubes	6 255 603	43 574 843	5 385 254	37 741 137
7011200090	Cathode-ray tubes, oth than television	0	147 208	0	916 294
7011900000	Oth glass envelopes, bulbs,tubes,open,glass parts thereof,without	395	108 482	8 215	202 302
7013100000	Glassware of a kind used for table,kitchen, toilet, office of glass-ce	26 256	499 737	50 831	1 614 755
7013220000	Stemware drinking glasses,oth thn glassceramics, of lead crystal	523	16 007	7 691	232 547
7013280000	Stemware drinking glasses,neither glass-ceramics nor lead crystal	37 419	566 163	68 067	931 556
7013330000	Other drinking glasses, of lead crystal	0	74	0	2 415
7013370000	Other drinking glasses, neitherglass-ceramics nor lead crystal	149 480	2 624 588	224 725	4 092 726
7013410000	Glassware for table (not drinking glass)kitchen purpose,of lead cry	5	1 673	47	3 242
7013420000	Glassware for table (not drinking glass)kitchn,linear coef<5x10-6/K	4 418	563 891	7 825	1 541 507
7013490000	Oth glassware for table(not drink glass)kitchen purposes, not cera	233 368	4 726 227	380 276	5 887 535
7013910000	Other glassware of lead crystal	0	1 544	0	5 667
7013990000	Other glassware of not lead crystal	862 290	11 650 490	989 868	12 799 708
7014001000	Signalling glassware&optical element formotor vehicles,not thse o	3 157	79 270	14 653	768 411
7014009000	Other signalling glassware & opticalelements of glass, not optically	7 120	26 436	16 624	353 876
7015100000	Glasses for corrective spectacles	5 731	60 175	183 862	1 609 600
7015901000	Clock or watch glasses	172	1 073 251	560	248 680
7015909000	Glasses for non-corrective spectacles;hollow glass spheres & their	8 903	71 860	37 169	220 729
7016100000	Glass cubes&oth glass smallwares,for mosaics or decorative purpo	44 397	804 225	37 387	1 216 477
7016900000	Oth articles of moulded glass; leaddlights; multicellular & smlr fo	1 501 812	6 771 947	714 362	5 804 279
7017101000	Quartz reactor tubes and holders glass,for production of semicond	4 648	91 082	22 334	698 183
7017109000	Laboratory or pharmaceutical glassof fused quartz or oth fused sili	4 772	183 004	81 641	3 126 020
7017200000	Laboratory, hygienic/pharmaceuticalwith coef<5x10-6/kelvin, 0 - :	7 734	210 873	66 117	1 641 408
7017900000	Laboratory,hygienic/pharmaceuticalglassware,nor fused quartz/fu	21 190	80 759	110 008	744 350
7018100010	Glass beads	162 505	2 265 895	345 719	3 896 766
7018100020	Imitation pearls	11 210	22 099	26 021	136 986
7018100090	Imitation precious & glass smallwares	2 378	660 214	112 339	1 206 732
7018200000	Glass microspheres <=1mm in diameter	124 660	1 067 007	56 092	877 165
7018900000	Glass eyes, not prsthtc artcls, ornamntof lamp-worked glass,not irr	74 284	719 254	135 159	1 550 366
7019110000	Chopped strands,of a length <= 50 mm	300 116	2 110 583	415 914	3 025 484
7019120000	Fovings of glass fibres	414 732	5 344 723	401 803	4 629 940

I.3. IM POR M ENURUT KOM ODITI / IM PORT BY HS COM M ODITY

*** OKTOBER / OKTOBER 2014 ***

H S	Uraian Komoditi Commodity Description	Berat Bersih / Net Weight (Kg)		Nilai / Value C.I.F (US\$)	
		Bulan ini Current Month	Kumulatif Cum.Jan. to date	Bulan ini Current Month	Kumulatif Cum.Jan. to date
7019191000	Yarn of glass fibres	3 733	39 448	27 556	317 253
7019199000	Silver of glass fibres	149 186	1 168 493	247 666	2 504 222
7019310000	Mats of glass fibres	869 017	7 291 257	1 388 860	11 254 234
7019320000	Thin sheets (voiles) of glass fibres	32 335	304 846	48 364	696 854
7019391000	Asphalt/ coal-tar impregnated glass-fibre outerwrap for pipelines	24 324	459 074	129 640	1 494 503
7019399000	Mattresses,boards and similar nonwoven products of glass fibres	311 320	4 422 904	575 068	8 182 593
7019400000	Woven fabrics of glass fibres rovings	322 802	3 000 977	369 735	3 349 769
7019510000	Oth woven fabric,of a width <= 30 cm	1 644	13 203	18 946	163 231
7019520000	Oth woven fabric,of a width>30cm plain weave,wght<250g/m2 of 1	7 693	36 212	10 958	197 302
7019590000	Oth woven fabric,of a width > 30 cm	40 936	399 649	161 975	1 542 876
7019901000	Glass fibres	49 588	1 207 556	151 881	3 241 904
7019909000	Other articles of glass fibres	347 103	2 782 376	664 665	6 751 251
7020001100	Glass moulds for the manufacture of acrylic goods	21 889	295 946	26 907	589 359
7020001900	Glass moulds for other purposes	280 114	2 164 610	198 912	1 912 349
7020002000	Quartz reactor tubes & holders designed for production of semicon	389	679	17 364	32 144
7020003000	Glass inner for vacuum flasks/oth vacuum vessels	231 579	2 600 818	295 544	3 634 241
7020004000	Evacuated tubes for solar energy collectors	21 762	47 896	30 061	87 542
7020009900	Other articles of glass.	259 936	2 131 857	400 520	6 169 316
7101100000	Natural pearls	0	20	0	114
7101220010	Cultured pearls,fresh water,worked	600	3 448	3 173	48 158
7102210000	Diamonds, unworked or simply sawn,cleaved or bruted, industrial	0	1	0	9 819
7102390000	Diamonds, worked, not mounted or set, non-industrial	0	6	0	1 178 233
7103990000	Oth rubies, sapphires & emeralds, worked	0	11	0	229
7104101000	Piezo-electric quartz,precious or semiprecious stones,unworked	0	1	0	834
7104102000	Piezo-electric quartz,precious or semiprecious stones,worked	2 049	15 759	64 513	494 603
7104200000	Other synthetic precious stones,unworked or simply sawn or rough	60	254	9 416	45 968
7104900000	Other synthetic precious/semi stones,worked,roughly shapped	141	13 407	18 408	310 987
7105100000	Dust and powder of diamonds	201	2 318	87 539	735 897
7105900000	Dust & powder of other natural or synthetic precious/semi precious	10	237	5 830	39 541
7106100000	Silver powder	1 315	17 298	28 428	300 560
7106910000	Silver, unwrought	500	34 735	274 915	7 042 630
7106920000	Silver, semi-manufactured	12 927	140 528	635 396	8 421 489
7107000000	Base metals clad with silver,not further	553	35 149	302 746	2 034 204
7108110000	Gold powder	0	2	0	28
7108120010	Gold in lumps, ingots or cast bars	5	58	199 688	1 431 025
7108120090	Gold,not in lumps, ingots or cast bars,oth unwrought forms	350	5 475	2 434 091	15 088 034
7108130000	Gold,non monetary,oth semi-manufactured form	50	673	549 839	3 560 346
7108200000	Monetary gold	0	69	0	549
7109000000	Base metals/silver,clad with gold not further worked than semi-ma	1 385	1 606	48 713	2 161 968
7110110010	Platinum, in lumps, ingots, cast bars,powder or sponge,unwrought	0	3 746	0	31 326
7110110090	Platinum in oth form, unwrought	8	971	2 677	32 449
7110190000	Platinum, wrought	482	1 170	1 865	27 275
7110210010	Palladium,unwrought,alloy containing >=20% palladium used in mak	0	1	0	426
7110210020	Palladium in lump,ingots,cast bars,powder or sponge,unwrought	9 843	67 978	42 353	366 766
7110290000	Palladium, wrought	161	321	153	22 224
7110310010	Rhodium in lumps, ingots,cast bars,powder or sponge,unwrought	0	5 697	0	21 094
7110310090	Rhodium, unwrought, in other form	0	1 502	0	9 440
7110390000	Rhodium, wrought	0	1	0	11
7110410010	Iridium, osmium & ruthenium in lumps,ingots,cast bars,powder/sp	157	209	2 998	3 833
7110410090	Iridium, osmium and ruthenium, in other forms, unwrought	399	18 367	4 818	191 632
7111001000	Silver or gold, clad with platinum semi-manufactured	0	428	0	10 072
7112999000	Waste & scrap of oth precious metal	0	1	0	22
7113111000	Parts of jewellery of silver	6 045	7 063	72 471	1 564 279
7113119000	Jewellery of silver	4 195	7 099	316 420	2 083 619
7113191000	Parts of jewellery of other precious metal	18	1 171	1 326	324 648
7113199000	Jewellery of other precious metal	79	9 034	184 211	714 112
7113209000	Jewellery of base metal, clad with precious metal	15	1 289	1 675	53 725
7114110000	Articles of silversmiths wares of silver whether or not plated or clad	79	783	3 651	200 127
7114190000	Articles of goldsmiths wares of oth precious metal,	0	1 147	0	68 509
7114200000	Articles of gold&silversmiths wares of base metals, clad with prec	23	350	33 349	578 783
7115100000	Catalysts of platinum, in the form of wire cloth or grill	0	1 314	0	487 705
7115901000	Other articles of gold or silver	31 573	239 639	1 274 864	10 148 469
7115902000	Other articles of metal clad with gold or silver	118 519	118 606	43 117	72 451
7115909000	Oth articles of precious metal/ of metal clad with precious metal	0	156	0	17 049

I.3. IM POR M ENURUT KOM ODITI / IM PORT BY HS COM M ODITY

*** OKTOBER / OKTOBER 2014 ***

H S	Uraian Komoditi Commodity Description	Berat Bersih / Net Weight (Kg)		Nilai / Value C.I.F (US\$)	
		Bulan ini Current Month	Kumulatif Cum.Jan. to date	Bulan ini Current Month	Kumulatif Cum.Jan. to date
7116100000	Articles of natural/cultured pearls	547	547	43 639	43 639
7116200000	Articles of precious/semi-precious stones(natural/ synthetic/ recon	1 991	12 260	212 908	1 657 673
7117111000	Parts cuff-links and studs, of basemetal, whether or not plated	2	963	545	8 343
7117119000	Cuff-links and studs of base metalwhether/ not plated with preciou	448	26 999	16 098	808 698
7117191000	Bangles of base metal, whether or notplated with precious metal	51	3 769	593	63 249
7117192000	Other imitation jewellery of base metalwhether or not plated w/ p	117 375	1 090 421	270 117	3 506 935
7117199000	Parts of oth imitation jewellery of basemetal,whether/ not plated v	14 496	133 567	338 308	4 373 506
7117901100	Bangles,wholly of plastic or glass	9 063	27 701	21 502	59 983
7117901300	Bangles,wholly of porcelain or china	0	5	0	560
7117901900	Other bangles	3 046	28 045	5 383	126 839
7117902100	Other imitation jewellerywholly of plastics or glass	22 139	227 893	35 308	399 602
7117902300	Oth imitatn jwllry of porcelainor china	0	280	0	4 844
7117902900	Other imitation jewellery	87 611	763 610	128 905	1 621 550
7117909100	Parts of imitation jewellerywholly of plastics or glass	37	1 832	1 708	44 063
7117909200	Part of imitat jwllry of wood,bone,trtoisshel,ivory,horn,coral,pearl,	0	5	0	574
7117909300	Part of imitation jwllry of porcelainor china	0	53	0	2 142
7117909900	Oth part of imitation jwllry	14 735	64 795	147 718	958 409
7118101000	Silver coin, not being legal tender	0	865	0	3 600
7118109000	Oth coin (not gold coin), not beinglegal tender	2	337	33	1 126
7118909000	Oth coin (oth than gold/ silver coin)	0	4	0	98
7201100000	Non-alloy pig iron cont. by weight0.5% or less of phosphorus	683 190	10 735 668	386 754	5 874 049
7201200000	Non-alloy pig iron cont. by weightmore than 0.5% of phosphorus	252 000	518 365	117 432	455 422
7201500000	Alloy pig iron; spiegeleisen	9 677 000	9 781 525	3 854 033	3 989 673
7202110000	Ferro-manganese, cont. byweight more than 2% of carbon	905 900	14 987 132	937 284	14 328 273
7202190000	Ferro-manganese, cont. byweight <= than 2% of carbon	632 193	11 764 437	968 587	14 849 140
7202210000	Ferro-silicon, cont. byweight more than 55% of silicon	1 899 444	17 781 404	2 543 748	23 248 020
7202290000	Ferro-silicon, cont. byweight <= than 55% of silicon	350 792	2 429 665	784 170	5 203 498
7202300000	Ferro-silico-manganese	1 911 332	13 820 520	2 270 364	16 234 775
7202410000	Ferro-chromium, cont. byweight more than 4% of carbon	37 964	1 427 224	71 626	2 562 695
7202490000	Ferro-chromium, cont. byweight <= than 4% of carbon	23 563	2 052 624	61 016	1 649 630
7202600000	Ferro-nickel	0	289	0	24 719
7202700000	Ferro-molybdenum	2 383	134 338	43 042	1 899 318
7202800000	Ferro-tungsten & ferro-silico-tungsten	1 000	1 122	34 700	38 961
7202910000	Ferro-titanium and ferro-silico-titanium	0	73 001	0	342 872
7202920000	Ferro-vanadium	89	133 989	1 501	2 441 766
7202930000	Ferro-niobium	24 939	84 674	719 485	2 228 671
7202990000	Other ferro-alloys	129 838	2 142 108	280 229	5 709 691
7203100000	Ferrous products obtained by directreduction of iron ore	1 182 000	25 698 185	194 958	9 842 415
7203900000	Other ferrous products	44	26 657	2 162	78 432
7204100000	Waste and scrap of cast iron	1 025 530	11 785 479	384 585	4 628 393
7204210000	Waste and scrap of stainless steel	2	30	349	1 008
7204290000	Waste and scrap of oth alloy steel	90	2 300 539	3 613	1 437 547
7204300000	Waste & scrap of tinned iron or steel	7 261 585	42 670 324	2 461 086	12 866 914
7204410000	Turnings,shavings,chips,milling waste,sawdust,filings,trimmings &	3 367 426	80 331 438	1 317 051	31 504 456
7204490000	Other ferrous waste and scrap :	171 856 912	1 556 712 890	65 920 876	601 988 818
7204500000	Remelting scrap ingots	0	41 080	0	13 536
7205100000	Granules of pig iron, spiegeleison,iron or steel	967 232	7 344 229	884 928	7 343 680
7205210000	Powder of alloy steel	96 114	1 093 113	533 475	4 349 120
7205290000	Powder of pig iron, spiegeleison,iron or steel (oth than alloy steel)	372 510	5 401 490	694 447	8 275 068
7206101000	Iron&non-alloy in ingots containing byweight>0.6% of carbon,excl	0	279	0	7 576
7206109000	Iron&non-alloy in ingots containing byweight<=0.6% of carbon,exc	269 061	3 163 895	511 109	5 528 670
7206900000	Iron and non-alloy in primary formother than ingots	121 435	530 994	201 887	1 098 848
7207110000	Semi-finished iron/non-alloycont. < 0,25% carbon ,rectnglr,square	44 228 632	326 295 517	22 242 009	172 375 217
7207121000	Slabs of iron/non alloy, cont.< 0,25%of carbon, other than square	142 430 201	1 818 221 873	71 955 486	966 345 018
7207129000	Oth semi-finished iron/non-alloycont.< 0,25% carbon ,rectnglr,not	3 438 499	7 252 561	3 187 292	8 835 732
7207190000	Oth semi-finished iron/non-alloycont.< 0,25% of carbon	5 526 824	138 002 871	3 315 270	76 604 529
7207201000	Slabs of iron/non alloy,cont.byweight > 0.6% of carbon	506 379	19 894 345	854 282	10 989 515
7207202100	Oth semi-finished iron/non-alloy contby weight>0,6% of carbon,ro	0	531 393	0	1 634 952
7207202900	Oth semi-finished iron/non-alloy cont.by weight > 0,6% of carbon	75 839 870	227 661 363	37 266 993	126 280 116
7207209200	Oth semi-finished iron/non-alloy cont.bywght 0,25%<=carbon<=0,	77 961	214 156	149 881	403 742
7207209900	Oth semi-finished iron/non-alloy cont.byweight 0,25%<=carbon<=	56 021 433	279 200 406	27 734 502	148 857 870
7208100000	Flat-rolled iron/nas,relief,hot rolledwidth > 600 mm	99 867	3 073 412	190 633	2 458 325
7208250000	Flat-rolled iron/nas,pickled,hot rolledwdth>600 mm,thick>=4.75m	6 448 318	46 733 137	4 766 330	35 277 509
7208260000	Flat-rolled iron/nas,hot rollpickled,width>600mm,3 mm<thick<4,7	13 300 107	129 415 234	9 786 909	96 656 717

I.3. IM POR M ENURUT KOM ODITI / IM PORT BY HS COM M ODITY

*** OKTOBER / OKTOBER 2014 ***

H S	Uraian Komoditi Commodity Description	Berat Bersih / Net Weight (Kg)		Nilai / Value C.I.F (US\$)	
		Bulan ini Current Month	Kumulatif Cum.Jan. to date	Bulan ini Current Month	Kumulatif Cum.Jan. to date
7208271000	Flat-rolled iron/nas,pickled,hot rolledwidth>600mm,of a thick<2 r	10 766 124	78 954 351	7 681 101	59 324 788
7208279000	Flat-rolled iron/nas,pickled,hot rolledwidth>600mm,of a 2mm<thi	14 398 610	143 056 960	10 501 129	105 893 944
7208360000	Flat-rolled iron/nas,hot rolledwidth>600 mm, thick>10 mm	8 338 027	41 207 489	5 589 828	27 411 984
7208370000	flat-rolled iron/ nas,hot rolledwidth >600 mm, of a 4,75< thick< 10i	4 578 041	88 418 542	2 825 128	57 519 874
7208380000	flat-rolled iron/ nas,hot rolledwidth >600 mm, of a 3< thick< 4,75 n	6 408 111	112 648 289	3 869 413	66 682 399
7208390000	Flat-rolled iron/nas,hot rolledwidth >600 mm, thick< 3 mm	44 093 568	486 853 207	25 822 227	288 117 220
7208400000	Flat-rolled iron/nas,not in coilsrelief,hot rolled	3 433 629	14 203 508	1 911 048	8 969 231
7208510000	Flat-rolled iron/nas,width>600 mm,of a thickness>10 mm,hot rolle	12 586 443	184 994 867	10 650 420	134 864 349
7208520000	Flat-rolled iron/nas, width >600 mm,4,75 < thickness < 10 mm,hot	2 927 247	103 733 821	2 687 676	75 493 042
7208530000	Flat-rolled iron/nas, width >600 mm,3 < thickness < 4,75 mm,hot r	7 578	456 609	2 375	435 141
7208540000	Flat-rolled iron/nas,hot rolledwidth >600 mm, thickness < 3 mm	37 301	826 612	29 757	841 506
7208900000	Other Flat-rolled iron/nas	5 296 854	29 677 930	4 986 162	24 896 914
7209150000	Flat-rolled in coils,cold-rolledwidth>600mm,thickness>3 mm	2 695 876	8 480 073	2 209 811	6 993 581
7209160010	Flat-roll,in coils,pickled/ not,cold-roll1<thick<3mm,600<width<125	1 901 077	31 944 477	1 405 254	28 131 776
7209160090	Flat-roll,in coils,pickled/ not,cold-roll1<thick<3mm,width>1250 mn	14 829 209	135 846 772	11 907 051	108 988 444
7209170010	Flat-roll,in coils,pickled/ not,cold-roll0.5<thick<1mm,600<width<12	11 957 069	97 161 375	8 322 707	74 468 004
7209170090	Flat-roll,in coils,pickled/ not,cold-roll0.5<thick<1mm,width>1250 r	21 614 096	209 099 285	16 445 794	166 577 463
7209181000	Tin-mill blackplate (tmbp),cold-rollof a thickness < 0.5 mm	5 703 715	116 161 032	4 766 232	96 885 273
7209189100	Flat-roll,in coils,pickled/ not,cold-rollthick<0.17mm,cont wght<0.6%	0	165	0	42 308
7209189900	Flat-roll,in coils,pickled/ not,cold-roll0.5mm<thick<0.17mm,cont w	23 500 717	184 415 990	16 969 844	131 858 307
7209250000	Flat of iron/ non-alloy, not incoil cold rolled, of a thickness >= 3 mm	0	155 517	0	173 709
7209260010	Flat of iron/ non-alloy, not coil,coldrolled,1mm<thickness<3mm,wi	0	3 114	0	7 372
7209260090	Flat of iron/ non-alloy, not coil,coldrolled,1 mm<thickness<3mm,w	1 075	10 412	1 252	16 675
7209270010	Flat of iron/ non-alloy,not coil,coldrolled,0.5mm=<thickness<1mm,v	0	141 893	0	77 944
7209270090	Oth flat of iron/ non-alloy,not in coil,cold rolled,0.5mm =< thicknes	5 550	97 812	10 185	151 783
7209289000	Flat of iron/ nas,not coil,cont bywght<=0.6% of carbon 0.5>thick>0	0	2	0	2
7209901000	Flat of iron/ non-alloy, cold-rolled,corrugated form	2	1 255 896	79	2 588 671
7209909000	Flat of iron/ non-alloy, cold-rolled,other than corrugated form	7 008	179 188	7 702	222 186
7210111000	Flat-rolled of iron/ nas,carbon>=0.6%,plated or coated with tin,thic	286 933	862 510	261 125	1 093 881
7210119000	Flat-rolled of iron/ nas,carbon< 0.6%,plated or coated with tin,thicl	483 137	15 319 552	1 151 177	24 711 868
7210121000	Flat-rolled of iron/ nas,carbon>=0.6%,plated or coated with tin,thic	2 589 682	23 061 128	3 024 256	26 764 417
7210129000	Flat-rolled of iron/ nas,carbon<0.6%,plated or coated with tin,thick	7 256 049	76 579 118	7 668 884	82 237 135
7210201000	Flat-rolled of iron/ nas,carbon>=0.6%plated or coated with lead, th	60 760	855 335	78 587	1 280 047
7210209000	Flat-rolled of iron/ nas,carbon>=0.6%plated or coated with lead, th	446 144	4 151 135	795 141	7 376 434
7210301100	Flat-rolled of iron/ nas,carbon<0.6%plated with elctrolitically,thick-	7 681 404	64 505 107	6 447 008	57 877 400
7210301200	Flat-rolled of iron/ nas,crbon<0.6%platedwith elctrolitically,1.5mm	256 434	2 704 675	229 202	2 467 631
7210301900	Flat-rolled of iron/ nas,crbon<0.6%platedwith elctrolitically,1.5mm	1 175 491	7 036 697	716 491	5 735 583
7210309100	Flat-roll of iron/ nas,crbon>=0.6%platedwith elctrolitically,1.2mm>	0	139 385	0	158 502
7210309900	Flat-roll of iron/ nas,crbon>=0.6%platedwith elctrolitically,1.2mm<	747 818	7 695 254	461 851	5 032 381
7210411100	Flat-rolled,iron/ nas,othws plated zinccorrugated,thick<=1.2mm,wf	0	152 014	0	108 657
7210411900	Flat-rolled,iron/ nas,othws plated zinccorrugated,1.5mm<thick,wgf	19 760	91 659	19 614	91 056
7210491100	Flat-rolld,iron/ nas,othws plat zinc-ironnot crrgtd,1.2mm>=thick,wf	8 748 632	87 445 289	8 090 055	79 371 441
7210491200	Flat-rolld,iron/ nas,othws plat zinc-ironnot crrgtd,1.2mm>=thick,wf	11 883 265	94 707 724	9 558 298	76 807 000
7210491300	Flat-rolld,iron/ nas,othws plat zinc-ironn-crrgtd,1.2mm<thick<=1.5i	701 043	9 898 552	601 880	8 382 687
7210491900	Flat-rolld,iron/ nas,othws plat zinc-ironn-crrgtd,thick>1.5mm,wght-	3 173 581	32 313 043	3 019 398	30 081 457
7210499100	Flat-rolld,iron/ nas,othws plat zinc-ironn-crrgtd,1.2mm>=thick,wgh	0	210 940	0	184 055
7210499900	Flat-rolld,iron/ nas,othws plat zinc-ironn-crrgtd,1.2mm<thick,wght:	0	21 415	0	570 733
7210500000	Flat-rolled iron/ non-alloy plated withchromium & or chromium oxic	3 890 579	24 255 241	3 390 069	25 018 143
7210611100	Flat-rolld,iron/ nas,plated alumn-zinc,1.2mm>thickness,weight<C	8 318 994	213 763 091	6 254 752	176 870 160
7210611200	Flat-rolld,iron/ nas,plated alumn-zinc,1.2mm<thickness<1.5mm,v	0	545 840	0	471 012
7210611900	Flat-rolld,iron/ nas,plated alumn-zinc,1.5mm>thickness,weight<C	0	2 877 584	0	2 465 908
7210619100	Flat-rolld,iron/ nas,plated alumn-zinc,1.2mm>thickness,weight>=	0	3 034 439	0	2 518 106
7210619900	Flat-rolld,iron/ nas,plated alumn-zinc,1.2mm<=thickness,weight>	0	116	0	3 139
7210691100	Flat-rolld,iron/ nas,plated alumn,1.2mm<=thickness,weight<0.6%	150 140	2 573 625	153 187	2 515 063
7210691900	Flat-rolld,iron/ nas,plated alumn,1.5mm>thickness,weight<0.6%	91 675	785 871	95 474	842 862
7210699900	Flat-rolld,iron/ nas,plated alumn,1.2mm<=thickness,weight>=0.6	0	31 749	0	65 574
7210701000	Flat-rollof iron/ nas,painted, varnished,coated plastics,carbon<0.6%	12 093 578	102 514 491	12 528 313	108 644 147
7210709000	Flat-rollof iron/ nas,painted, varnished,coated plastics,carbon<0.6%	192 437	1 807 742	168 480	3 021 377
7210901000	Flat-rollof iron/ nas,plated,coated othmetal,carbon<0.6%,thick<=1.	1 461 730	11 524 225	1 293 568	11 572 516
7210909000	Flat-rollof iron/ nas,plated,coated othmetal,carbon<0.6%,thick>1.5	256 230	2 465 113	465 582	5 203 537
7211131000	Roll-on 4 face/in clod box,HR,notclad,hoop&strip,150 mm<width-	0	263	0	9 785
7211139090	Roll-on 4 face/in clod box,HR,notclad,crrgtd,crbn>=0.6%,thick<=	10 793	29 742	68 759	82 178
7211141100	Flatroll,iron/ nas,HR,notclad,hoop&strip,4.75mm<=thick<=10mm,v	94 660	2 266 837	109 750	3 138 215
7211141200	Flatroll,iron/ nas,HR,notclad,corrugted,4.75mm<=thick<=10mm,crt	0	3 533	0	8 323

I.3. IM POR M ENURUT KOM ODITI / IM PORT BY HS COM M ODITY
***** OKTOBER / OKTOBER 2014 *****

H S	Uraian Komoditi Commodity Description	Berat Bersih / Net Weight (Kg)		Nilai / Value C.I.F (US\$)	
		Bulan ini Current Month	Kumulatif Cum.Jan. to date	Bulan ini Current Month	Kumulatif Cum.Jan. to date
7211141900	Oth flatroll,iron/nas,HR,notclad,4.75mm<=thick<=10mm	67 772	1 060 929	85 303	994 838
7211142100	Flatroll,iron/nas,HR,notclad,hoop&strip,thick>10mm,width<=400	16 033	74 625	21 650	92 081
7211142900	Oth flatroll,iron/nas,HR,notclad,thick>10mm	1 887	788 258	10 789	757 865
7211191100	Flatroll,iron/nas,HR,notclad,hoop&strip,4.75mm>thick>=2mm,wid	44 489	1 111 076	49 220	1 235 676
7211191200	Flatroll,iron/nas,HR,notclad,corrugted,4.75mm>thick>=2mm,crbon	0	7	0	70
7211191900	Oth flatroll,iron/nas,HR,notclad,4.75mm>thick>=2mm	221 982	2 699 757	221 676	2 766 851
7211192100	Flatroll,iron/nas,HR,notclad,hoop&strip,thick<2mm,width<=400	0	25 773	0	37 080
7211192900	Flatroll,iron/nas,HR,notclad,2mm>thick>0.17mm	0	17 399	0	38 466
7211231000	Flatroll,iron/nas,CR,notclad,crbon<0.25%corrugated	0	6	0	117
7211232000	Flatroll,iron/nas,CR,notclad,crbon<0.25%hoop&strip,width<=400n	215 557	2 011 907	274 638	2 821 005
7211239010	Flatroll,iron/nas,CR,notclad,crbon<0.25%thickness>40mm	0	26 971	0	29 668
7211239090	Oth flatroll,iron/nas,CR,notclad,crbon<0.25%	1 514	98 283	3 785	114 785
7211292000	Flatrol,iron/nas,CR,notclad,crbon>=0.25%hoop&strip,width<=400i	267 181	2 976 898	586 294	6 708 046
7211293000	Flatrol,iron/nas,CR,notclad,crbon>=0.25%thickness<=0.17mm	0	6 574	0	10 564
7211299000	Oth flatroll,iron/nas,CR,notclad,crbon>=0.25%	125 814	1 290 130	211 728	2 172 973
7211901000	Oth Hoop&strip iron/not alloy,not clad width < 400mm	237	13 474	427	25 581
7211903000	Oth flat-rolled iron/not alloy,not cladthickness <= 0.17 mm	0	1	0	29
7211909000	Oth flat-rolled iron/not alloy,not cladthickness > 0.17 mm	13 028	534 668	37 083	502 574
7212101000	Flat-rolled,iron/nas,plated w/ tin,clad,width<=400mm,hoop&strip	47 211	154 981	64 070	220 957
7212109100	Flat-rolled,iron/nas,plated w/ tin,clad,400mm<width<600mm,cart	0	52 478	0	39 985
7212109900	Flat-rolled,iron/nas,plated w/ tin,clad,400mm<width<600mm,cart	47 502	297 091	118 416	435 274
7212201000	Flat-rolled,iron/nas,electroclly zinc,width<=400mm,hoop&strip	257 871	3 732 788	272 370	3 698 548
7212202000	Flat-rolled,iron/nas,electroclly zinc,width<=400mm,carbon<0.6%	11 783	241 590	39 780	387 639
7212209000	Oth flat-rolled,iron/nas,electroclly zinc	68 172	1 741 945	80 606	4 346 407
7212301000	Flat-rolled,iron/nas,plated zinc,clad,width<=400mm,hoop&strip	6 265 902	6 736 078	4 960 390	5 327 703
7212302000	Flat-rolled,iron/nas,plated zinc,clad,carbon<0.6%,thick<=1.5mm	0	85 340	0	71 660
7212309100	Flat-rolled,iron/nas,plated iron-zinc,carbon<0.04%,thick<=1.5mm,i	0	9 979	0	15 730
7212309900	Flat-rolled,iron/nas,plated iron-zinc,carbon>=0.04%,thick<=1.5mm	20 651	656 361	18 276	413 435
7212401000	Flat-rolled,iron/nas,coated plastic,painted,varnished,hoop&strip,w	471 231	4 202 906	487 481	4 132 692
7212402000	Flat-rolled,iron/nas,coated plastic,painted,varnished,thick<=1.5mr	0	245 661	0	250 692
7212409000	Flat-rolled iron/not alloy, other shape,painted, varnished/ coated v	1 646 400	17 971 684	2 736 152	28 788 219
7212501100	Hoop,strip iron/not alloy, width<400 mm,coated with chromium	370	3 947	2 290	24 557
7212501900	Flat-rolled iron/not alloy, otherwiseplated or coated	31 664	623 558	67 210	1 124 216
7212502100	Hoop,strip iron/not alloy, width<400 mm,coated with aluminium-z	5 642 554	12 051 480	4 700 554	9 982 531
7212502200	Flat-rolled iron/not alloy, carbon<0.6%,thick > 1.5 mm, coated alu	5 116 217	7 379 560	4 098 663	5 927 413
7212502900	Flat-rolled iron/not alloy, otherwiseplated or coated	368	11 099	1 428	43 543
7212509100	Other hoop,strip iron/not alloy, width<400 mm	18 780	462 345	32 486	409 191
7212509200	Other flat-rolled iron/not alloy,carbon<0.6%, thick > 1.5 mm	53 936	592 439	111 956	1 223 121
7212509900	Flat-rolled iron/not alloy, otherwiseplated or coated	183 216	1 594 037	189 413	1 697 942
7212601000	Hoop,strip iron/not alloy, clad width< 400mm	63 146	687 440	255 978	2 875 574
7212602000	Flat-rolled iron/not alloy, carbon<0.6%,thick > 1.5 mm, clad	3 870	14 658	7 239	36 620
7212609000	Flat-rolled iron/not alloy, clad	291	407 044	184	318 932
7213100000	Containing indentations,ribs,grooves ofcircular crossection <= 50	19 358	48 264	20 859	80 330
7213200000	Other bars, rods, hot-rolled , in irreg.of free-cutting steel	59 274	1 132 014	158 199	2 264 034
7213911000	Bar,hot-roll,irreg. wound coil,iron/non-alloy steel,less 14mm,for s	0	314 847	0	213 745
7213912000	Bar,hot-roll,irreg. wound coil,iron/non-alloy steel,less 14mm,for c	0	1 420 434	0	24 982 509
7213919000	Oth Bar,hot-roll,irreg. wound coil,iron/non-alloy steel,oth free-cut	6 571 399	76 182 904	5 133 620	58 402 818
7213999000	Oth Bar,hot-roll,irreg. wound coil,iron/non-alloy steel,circular less	1 974 866	14 769 667	2 173 130	15 663 274
7214101100	Oth bars,rods of iron, non-alloy steelforged,carbon<0.6%,circlr cro	1 914 364	7 885 608	1 402 854	6 153 615
7214101900	Oth bars,rods of iron, non-alloy steelforged,carbon<0.6%,not circu	220 398	2 768 258	331 396	4 422 531
7214102100	Oth bars,rods of iron, non-alloy steelforged,carbon>=0.6%,circlr cr	56 504	258 837	43 827	223 963
7214102900	Oth bars,rods of iron, non-alloy steelforged,carbon >= 0.6%,not cir	17 732	608 246	182 043	822 458
7214203100	Cont. indentation,rib,groove,carbon<0.6%circ. cross-section,for co	0	186 309	0	165 114
7214203900	Cont. indentation,rib,groove,carbon<0.6%circ. cross-sect. not for c	2 546	7 604	8 436	21 277
7214204900	Cont. indentation,rib,groove,carbon<0.6%not circ.cros.sec.not for	0	120 985	0	140 087
7214205900	Cont.Indentation,rib,groove,carbon>=0.6%circ. cross-sect. not for	0	127	0	5 434
7214206900	Cont.Indentation,rib,groove,carbon>=0.6%not circ.cros.sec.not for	123 390	418 322	92 214	366 704
7214300000	Other bars & rods, not forged, of free-cutting steel	321 321	1 143 316	301 377	1 401 243
7214911010	Concrete steel, hot-rolled,hot-drawn ,hot-extruded, carbon < 0.6%	905 371	7 932 982	317 691	3 228 376
7214911020	Shaft bars, manganese steel, hot-rolled,hot-drawn, hot-extruded, i	133 285	1 220 147	266 635	2 508 010
7214911090	Other bars & rods, hot-rolled,hot-drawn or hot-extruded, carbon <	312 397	3 739 134	266 017	3 580 556
7214912010	Concrete steel, hot-rolled,hot-drawn ,hot-extruded, carbon >= 0.6%	114 042	1 524 296	172 107	2 545 450
7214912020	Shaft bars, manganese steel, hot-rolled,hot-drawn, hot-extruded, i	76 898	110 044	53 621	132 619
7214912090	Other bars & rods, hot-rolled,hot-drawn or hot-extruded, carbon >	44 596	1 709 879	71 358	1 929 924

I.3. IM POR M ENURUT KOM ODITI / IM PORT BY HS COM M ODITY

*** OKTOBER / OKTOBER 2014 ***

H S	Uraian Komoditi Commodity Description	Berat Bersih / Net Weight (Kg)		Nilai / Value C.I.F (US\$)	
		Bulan ini Current Month	Kumulatif Cum.Jan. to date	Bulan ini Current Month	Kumulatif Cum.Jan. to date
7214991010	Carbon,oth than of circular cross-section: concrete steel	2 673 415	15 314 932	1 530 532	9 208 111
7214991020	Carbon, other than of circular cross-section:shaft bars; manganese	187 419	2 037 284	510 377	4 386 243
7214991090	Oth. carbon, other than of circularcross-section	0	17 299	0	55 175
7214999020	Oth. carbon, other than of circularcross-sect:shaft bars; manganes	7 359 110	67 011 717	7 407 842	67 802 803
7214999090	Oth.Than Concrete steel, Shaft bars,manganes steel	104 587	1 061 159	121 210	1 187 669
7215100000	Oth bars & rods of iron/non-alloy steelfree-cutting steel,cold-form	1 044 989	5 265 575	1 760 055	8 759 682
7215501000	Oth bars & rods of iron/non-alloy steelcontaining by weight 0.6% c	15 087	1 599 430	42 104	2 164 524
7215509100	Oth bars & rods of iron/non-alloy steel,cont.carbon <0.6%,for conc	96	96	418	418
7215509900	Oth bars & rods of iron/non-alloy steel,cont.carbon<0.6%,not for c	1 173 400	6 886 986	2 648 052	13 476 416
7215901000	Oth Mangan steel/ shaft bars,containingby weight less than 0.6% o	0	735 727	0	183 437
7215909000	Manganese steel/ shaft bars,containing byweight less than 0.6% of	286 299	3 801 048	334 109	3 919 734
7216100000	U, i or h sections, not further workedthan hot-rolled, of a height <	119 418	2 164 626	174 114	2 814 478
7216210000	L section of iron/non-alloy steel, notworked than hot-rolled,of a h	129 245	4 368 250	161 801	3 571 375
7216220000	T section of iron/non-alloy steel, notworked than hot-rolled,of a h	7 089	274 647	7 387	253 076
7216310000	U, I or H sections, not further workedU sections	738 953	6 940 587	403 527	5 546 855
7216320000	U, I or H sections, not further workedI sections	319 251	8 409 518	206 735	5 297 547
7216330000	U, I or H sections, not further workedH sections	2 029 400	32 063 474	1 549 483	26 505 086
7216400000	L/T sect,not further work than hot-rollhot-drawn/extrud,a height c	8 570	15 689 443	11 096	10 143 214
7216501000	Oth angles,shapes§ions,not furtherof a height of less than 80	96 933	1 811 790	72 337	1 649 777
7216509000	Oth angles, shapes & sect,not further ofa height of more than 80 n	1 050 438	20 561 767	867 251	18 225 843
7216610000	Angles,shapes§ions,not worked thancold-formed,obtain from	348	4 657	2 601	24 096
7216690000	Angle,shape§,not workthan cold formoth than obtain from fla	405 719	3 745 245	647 881	6 219 888
7216910000	Oth angles,shapes§,not further workcold form/ finish from flat	12 221	646 231	15 871	528 277
7216990000	Oth angles,shapes§,not further workoth than cold form/ finish	331 707	9 917 396	264 592	8 398 116
7217101000	Wire of iron/non-alloy steel,not platd/coated,cont.carbon < 0.25%	6 614 527	29 822 513	1 889 829	10 098 224
7217102200	Wire: bead,flat hard steel reed,prestresconcrete steel,0.25%>cont	181 147	1 530 672	307 093	2 339 742
7217102900	Other wire of iron or non-alloy steel,not plate/coated, 0.25%=< ca	1 366 587	16 117 862	942 696	13 210 811
7217103110	Prestressed concrete steel wire,contain carbon>=0.6% by weight	21 052	952 240	28 215	869 349
7217103190	Wire: spokes,bead,reed,free cut.steelcontain carbon>=0.6% by we	32 259	336 962	42 461	562 320
7217103900	Other wire of iron or non-alloy steel,not plated/ coated, cont. carb	881 582	9 616 093	762 754	9 057 797
7217201010	Wire of iron/non-alloy steel,plated w/ zinc > 240gr/m2, cont.carbo	787 053	3 640 995	648 444	3 115 991
7217201090	Wire of iron/non-alloy steel,plated w/ zinc <= 240gr/m2, cont.carb	4 302 669	15 671 618	1 314 079	5 438 435
7217202000	Wire of iron/non-alloy steel,plated w/ zinc,cont.carbon>0.25% & <	22 288	209 409	82 759	859 722
7217209100	High carbon steel core wire,for almniumconductors steel reinforce	812	10 573	95 489	797 507
7217209900	Oth than high carbonsteel core wire,foraluminium conduct steel re	277 721	1 770 312	635 236	5 000 831
7217301100	Wire of iron/non-alloy steel,plated orcoated with tin,cont.carbon .	0	197	0	2 260
7217301900	Wire of iron/non-alloy steel,plated orcoated with out tin,cont.carb	49 496	116 535	64 760	257 920
7217302900	Wire of iron/non-alloy steel,plated orcoated w/out tin,cont.0.25%	2 649	15 292	29 092	166 453
7217303110	Copper alloy coated w/brass of pneumaticrubbers tyre	1 430 019	17 647 358	1 983 386	22 757 792
7217303190	Copper alloy coated with other copperalloys of pneumatic rubbers	897 825	8 217 770	977 052	9 261 292
7217303200	Wire of iron/non-alloy steel,plated/ coatwith tin, cont.carbon>=0.6	545 954	3 883 139	605 237	4 285 004
7217303900	Wire of iron/non-alloy steel,plated/ coatwi/out tin & copper, cont.	30 775	2 175 481	246 782	4 036 965
7217901000	Oth wire iron/non-alloy steel,plate/ coatwith other metals, 0.25%<	47 648	1 167 622	106 570	1 731 430
7217909000	Oth wire iron/non-alloy steel,plate/coatwith other metals, 0.25%>	20 555	234 209	46 403	707 984
7218100000	Ingot& oth primary forms of stainlesssteel	814	103 116	2 261	339 741
7218910000	Semi-finished prod.of stainless steel ofrectangulr (not square) cro	1 599	112 663	6 213	190 686
7218990000	Oth semi-finished prod.of stainlesssteel	395 143	4 903 288	3 658 370	38 151 228
7219110000	Flat-roll prod of stainless steel,hotrolled,in coil of a thick exceed 10	4 644 290	4 761 046	3 550 163	3 841 421
7219120000	Flat-roll prod of stainless steel,hotroled,in coil of a 4.75mm=<thick	114 077	5 398 141	183 398	10 327 447
7219130000	Flat-roll prod of stainless steel,hotrolled,in coil of a 3mm<=thick<=	1 092 853	54 447 557	2 036 531	89 787 565
7219140000	Flat-roll prod of stainless steel,hotrolled,in coil of a thickness<=3m	1 507 572	33 362 288	1 979 740	43 530 697
7219210000	Flat-roll prod of stainless steel,hotrolled,not in coil of a thick > 10n	269 099	5 523 615	772 565	11 692 008
7219220000	Flat-roll prod of stainless steel,hotroll,not in coil of 4.75mm=<thick	1 197 318	14 478 023	2 805 506	32 321 186
7219230000	Flat-roll prod of stainless steel,hotroll,not in coil of a 3mm<=thick<	818 216	8 860 138	1 621 332	18 318 004
7219240000	Flat-roll prod of stainless steel,hotrolled,not in coil of a thickness<	62 628	1 139 096	57 935	1 508 122
7219310000	Flat-rolled prod.of stainless steel,cold rolled, of a thickness >= 4.75	34 412	184 641	83 582	467 878
7219320000	Flat-rolled prod.of stainless steel,cold rolled, 3 mm =< thickness <	127 619	2 147 350	358 060	5 389 326
7219330000	Flat-rolled prod.of stainless steel,cold rolled, 1 mm < thickness < 3	6 207 583	37 347 923	9 448 538	64 461 892
7219340000	Flat-rolled prod.of stainless steel,cold rolled, 0.5 mm =< thickness	3 604 706	22 758 467	6 311 084	41 177 504
7219350000	Flat-rolled prod.of stainless steel, ofa thickness < 0.5 mm	1 423 584	8 794 928	2 765 373	17 024 414
7219900000	Oth flat-roll prod.of stainless steel,thick>=1.5mm & <125mm patte	280 657	8 913 621	540 130	9 372 039
7220111000	Hoop & strip of stainless steel, hotrolled,of a thick >= 4.75 mm,wid	105 094	1 610 901	255 750	3 330 820
7220119000	Hoop & strip of stainless steel, hotroled,of a thick >= 4.75 mm,wid	773 191	17 092 658	652 777	14 625 042
7220121000	Hoop & strip of stainless steel, hotrolled,of a thick < 4.75 mm,wid	85 788	382 397	315 128	1 202 137

I.3. IM POR M ENURUT KOM ODITI / IM PORT BY HS COM M ODITY

*** OKTOBER / OKTOBER 2014 ***

H S	Uraian Komoditi Commodity Description	Berat Bersih / Net Weight (Kg)		Nilai / Value C.I.F (US\$)	
		Bulan ini Current Month	Kumulatif Cum.Jan. to date	Bulan ini Current Month	Kumulatif Cum.Jan. to date
7220129000	Hoop & strip of stainless steel, hotrolled,of a thick < 4.75 mm,wid	46 684	756 881	316 309	7 086 250
7220201000	Hoop & strip of stainless steel, coldrolled, width < 400mm	106 686	1 153 829	637 428	5 769 640
7220209000	Hoop & strip of stainless steel, coldrolled, width>400mm	447 914	3 041 793	932 894	6 718 476
7220901000	Hoop & strip of stainless steel, notcold rolled, width < 400mm	21 193	243 086	255 809	2 423 191
7220909000	Hoop & strip of stainless steel, notcold rolled, width > 400mm	777 770	9 226 369	1 306 317	15 882 438
7221000000	Bars & rods, hot-rolled,in irregularlywound coils, of stainless steel.	66 344	3 795 075	213 002	5 725 974
7222110000	Bars,rods, hot-rolled, in irregularly ofcircular cross-section	254 224	2 958 132	382 762	4 674 822
7222190000	Bars,rods, hot-rolled, in irregularly ofnot circular cross-section	5 883 215	16 492 120	3 707 329	13 687 795
7222201000	Bars,rods, cold-formed or cold-finishedof circular cross-section	162 238	1 790 658	1 050 561	8 193 436
7222209000	Bars,rods, cold-formed or cold-finishedof not circular cross-sectio	196 562	2 124 842	920 900	7 844 372
7222301000	Other bars and rods of circular cross-section	72 417	455 059	97 773	696 548
7222309000	Other bars and rods of not circularcircular cross-section	771 987	8 020 129	1 368 711	11 603 250
7222401000	Angles,shapes& sections,not further workthan hot-rolled,hot-draw	12 854	440 644	28 573	1 088 059
7222409000	Angles,shapes& sections, further workedthan hot-rolled,hot-drawr	113 600	2 604 083	155 041	3 872 111
7223000000	Wire of stainless steel having a cross-sectional dimension exceedir	1 476 047	11 559 481	6 533 349	45 228 652
7224100000	Ingots & oth primary forms of oth alloysteel	278 316	6 779 824	291 336	4 378 799
7224900000	Semi-finished prod. of oth alloy steel	2 243 517	36 561 205	2 361 550	31 009 703
7225110000	Grain-oriented of silicon-elect steel awidth of 600 mm or more.	1 818 876	9 261 777	2 890 372	14 864 601
7225190000	Oth than Grain-orient of silicon-electsteel a width of 600 mm or m	1 915 350	20 354 442	1 587 135	18 889 234
7225301000	Flat-roll high speed steel,width>=600mm,not further worked than	0	1 912 511	0	1 105 182
7225309000	Flat-roll not high speed steel,w.>=600mmnot further worked than	3 206 449	24 455 276	2 481 311	20 956 942
7225401000	Flat-roll high speed steel,width>=600mm,not further work th hot-r	20 226	29 971 463	43 958	18 898 880
7225409000	Flat-roll not high speed steel,w.>=600mmnot further work th hot-r	2 698 096	30 396 100	2 741 075	33 034 255
7225501000	Flat-roll high speed steel,width>=600mm,not further worked than	0	527 637	0	611 453
7225509000	Flat-roll not high speed steel,w.>=600mmnot further worked than	13 475 675	131 257 453	11 209 956	103 998 996
7225919000	Oth flat-roll not hi.sped stel,w.>=600mmelectrolytically plated/coa	386 823	10 161 505	485 118	9 490 163
7225929000	Oth flat-roll not hi.sped stel,w.>=600mmotherwise plated or coate	1 205 970	37 989 498	1 162 681	28 615 957
7225991000	Oth flat-roll high speed steel,w.>=600mmotherwise plated or coat	0	609 580	0	532 506
7225999000	Oth flat-roll not hi.sped stel,w.>=600mmotherwise plated or coate	1 487 250	31 072 593	2 049 697	30 911 327
7226111000	Hoop & strip, grain-oriented of siliconelectrical steel, of a width <=	46 074	1 528 079	97 717	2 995 387
7226119000	Hoop & strip, grain-oriented of siliconelect steel, of a width >400 r	192 727	4 822 065	451 078	10 077 470
7226191000	Hoop,strip,oth than grain-orient ofsilicon elect steel,of a width<= 4	63 838	1 001 928	182 391	2 385 818
7226199000	Hoop,strip,oth than grain-orient ofsilicon elect steel,of width>400r	176 588	2 203 831	295 038	3 604 417
7226201000	Hoop & strip of high speed steel of awidth <= 400 mm	483	1 055	3 102	15 037
7226209000	Hoop & strip of high speed steel of awidth > 400 mm, < 600mm	10 175	46 119	8 885	108 354
7226911000	Hoop,strip of oth alloy steel,hot rolledof a width <= 400 mm	161 433	1 393 769	395 073	2 781 539
7226919000	Hoop,strip of oth alloy steel,hot rolledwidth >400 mm, <=600mm	114 535	2 567 625	128 878	3 545 444
7226921000	Hoop,strip of oth alloy steel, coldrolled, of a width <= 400 mm	0	321 835	0	857 612
7226929000	Hoop,strip of oth alloy steel, coldrolled, width >400 mm, <= 600m	94 093	3 528 931	1 157 507	11 805 666
7226991100	Hoop & strip of oth alloy steel, width<= 400 mm,not further work	0	9 163	0	39 579
7226991900	Not hoop&strip of oth alloy steel, width<= 400 mm,not further wo	0	548 525	0	528 503
7226999100	Hoop&strip of oth alloy steel, w.>400mm& <= 600mm,plated/coat	8 758	26 776	24 723	78 461
7226999900	Hoop&strip of oth alloy steel, w.>400mm& <= 600mm,plated/coat	895 856	9 779 498	507 135	7 758 151
7227100000	Bars & rods, hot-rolled, in irregularlywound coils, of high speed ste	0	51 390	0	331 267
7227200000	Bars & rods, hot-rolled, in irregularlywound coils, of silico-mangan	1 055 609	23 549 083	649 199	14 568 298
7227900000	Oth bars & rods, hot-rolled, inirregularly wound coils	46 256 861	483 285 802	27 105 363	281 481 420
7228101000	Bars & rods, of high speed steel, ofcircular a cross-section	3 739	77 808	21 309	597 776
7228109000	Bars & rods, of high speed steel,not ofcircular a cross-section	43 613	492 898	204 157	2 148 194
7228201100	Bars&rods,silico-mangan steel,circular across-section,hot-roll/drav	0	139 864	0	132 831
7228201900	Bars&rods,silico-mangan steel,circularcross-section,not hot-roll/dr	0	1 567 027	0	1 654 083
7228209100	Bar&rod,silico-mangan steel,not circularcross-section,hot-roll/drav	0	48 670	0	71 016
7228209900	Bar&rod,silico-mangan steel,not circularcross-section,not hot-roll/	116 506	1 517 871	324 182	3 800 054
7228301000	Oth bars&rods,of silico-manganese steelof circular cross-section	9 947 283	86 211 411	11 116 655	89 325 916
7228309000	Oth bars&rods,of silico-manganese steelnot of circular cross-sectio	9 195 356	111 303 610	8 723 786	111 010 286
7228401000	Oth bars,rods,not further worked thanforget, of circular cross-sect	2 919	790 984	12 402	2 082 866
7228409000	Oth bars,rods,not further worked thanforget, not of circular cross-	555 857	5 240 195	733 037	6 011 281
7228501000	Oth bars,rods,not formed/ cold finishedof circular cross-section	1 043 189	7 027 125	1 932 217	14 987 601
7228509000	Oth bars,rods,not formed/ cold finishednot of circular cross-section	2 870 092	32 464 570	1 974 163	27 607 699
7228601000	Other bars and rods : of circular cross-section	88 594	2 259 626	151 002	4 185 036
7228609000	Other bars and rods : not of circularcross-section	553 788	7 085 010	1 038 460	8 486 926
7228701000	Angles,shapes& sections,oth bars&rods,cross-section,hot-roll/draw	178 200	161 490 930	116 279	88 342 516
7228709000	Angles,shapes& sections,oth bars&rods,cross-section,not hot-roll/c	3 212 818	76 470 685	1 723 635	46 399 258
7228801100	Hollow drill bars,rods, weight >=0.6% ofcircular cross-section	41 187	309 681	291 236	1 616 467
7228801900	Hollow drill bars,rods, weight >=0.6%not of circular cross-section	36 024	145 667	13 589	137 989

I.3. IM POR M ENURUT KOM ODITI / IM PORT BY HS COM M ODITY

*** OKTOBER / OKTOBER 2014 ***

H S	Uraian Komoditi Commodity Description	Berat Bersih / Net Weight (Kg)		Nilai / Value C.I.F (US\$)	
		Bulan ini Current Month	Kumulatif Cum.Jan. to date	Bulan ini Current Month	Kumulatif Cum.Jan. to date
7228809000	Oth. Hollow drill bars and rods	92 892	1 961 226	61 653	2 935 763
7229200000	Wire of silico-manganese steel	12 350	1 357 344	15 357	1 422 553
7229901000	Wire of other alloy steel. of high speedsteel	118 356	4 155 304	152 929	3 797 057
7229909010	Wire of other alloy steel. not of highspped steel,chromium>=0.5%	528 604	6 107 841	1 212 239	13 161 003
7229909090	Wire of other alloy steel. not of highspped steel,chromium<0.5%	2 453 381	23 601 274	3 264 166	33 999 083
7301100000	Sheet piling of iron or steel	1 587 993	18 282 304	954 206	13 999 670
7301200000	Angles, shapes and sections of iron orsteel	16 426	217 489	687 303	2 670 355
7302100000	Rails of iron or steel	486 720	23 471 536	490 589	21 652 565
7302300000	Switch-blades, crossing frogs,point rodsand other crossing pieces	219	2 939 019	7 336	4 683 467
7302400000	Fish-plates and sole plates of iron orsteel	37 708	1 763 237	85 834	2 038 748
7302901000	Sleepers, of iron or steel	516	39 912	603	395 541
7302909000	Other than sleepers, of iron or steel	516 842	3 414 930	1 089 290	9 629 721
7303001100	Hubless tubes and pipes	38 152	1 071 159	62 494	2 349 646
7303001900	Tubes and pipes with hub	758 457	9 078 463	580 465	9 005 516
7303009010	Hollow profiles, of cast iron with anexternal diameter < =100 mm	121 692	1 968 969	140 055	2 224 409
7303009090	Hollow profiles, of cast iron with anexternal diameter > 100 mm	1 310 841	8 002 368	1 653 978	16 621 786
7304110000	Tubes, pipes and hollow profiles,seamless, of stainless steel	525 610	6 032 279	2 026 026	22 831 976
7304190000	Oth.tube,pipe&hollow profile,seamless,line pipe of a kind use for c	20 751 868	136 737 687	22 186 423	173 720 625
7304220010	Oth.tube,pipes&hollow profile,seamless,unfinished drill pipe (gree	0	195 647	0	723 185
7304220090	Oth.tube,pipes&hollow profile,seamless,unworked pipe end	303	2 515 808	1 987	2 672 287
7304230010	Unfinished drill pipe (green pipe) withyield strength less than 75,0l	458 641	1 459 563	840 514	2 753 812
7304230090	Oth. unfinished drill pipe (green pipe)	174 498	18 006 792	984 765	27 181 840
7304240010	Unfinsh case&tube, yield strgh<75000Psoth.of stanlss stel for drill	1 698 951	8 671 210	5 877 401	29 792 063
7304240090	Oth.unfinish casetube&unworked pipe endwith yield strength less	0	1 410 514	0	1 721 519
7304290010	Unfinish casetube&unworked pipe end withyield strength less tha	7 415 868	233 747 777	16 712 774	372 525 876
7304290090	Oth.unfinish casetube&unworked pipe endwith yield strength less	464 529	17 202 210	1 034 166	31 988 034
7304311000	Drillrod casing&tubing,w/ pin&box thread,cold-drawn/ rolled,circul	103 904	799 256	178 556	1 789 872
7304312000	High-pressure pipe,cold-drawn/rolled,circular cross-section,iron/a	46 703	378 197	114 536	1 010 137
7304314000	Circular cross-section,iron/ non-alloysteel,diameter<140mm&carb	72 605	243 276	105 736	313 040
7304319000	Circular cross-section,iron/ non-alloysteel,diameter>=140mm&carb	1 858 027	17 672 744	3 507 210	34 463 362
7304392000	Oth circ.cross-section,iron/ non-alloy,high-pressure pipe	149 129	184 812	260 967	329 118
7304394000	Oth circ.cross-section,iron/ non-alloy,steel,diameter<140mm&carb	2 127	255 954	3 404	529 442
7304399000	Oth circ.cross-section,iron/ non-alloy,steel,diameter>=140mm&carb	1 138 736	9 256 193	1 471 884	22 172 292
7304410000	Cold-drawn or cold-rolled (cold-reduced)stainless steel	32 478	1 388 148	692 676	15 823 505
7304490000	Oth. Cold-drawn or cold-rolled (cold-reduced) stainless steel	94 813	2 979 676	786 641	18 260 619
7304511000	High press. conduits,of circular cross-sect.of oth alloy steel,cold ro	224	70 160	1 847	271 536
7304519000	Oth tubes/ pipes/ hollow profiles,seamlesscold rolled,crclr c-s of otl	49 490	299 158	156 666	1 499 236
7304590000	Oth.Drill rod casing&tubing with pin§.of oth alloy steel,cold rc	1 275 366	6 523 178	2 579 433	19 852 043
7304901000	Oth tubes/ pipes/ hollow profiles,seamlesshigh-pressure pipe	34 123	3 793 208	148 566	9 470 433
7304903000	Oth tubes/ pipes/ hollow profiles,seamlesssteel,diameter<140mm&	22 678	112 339	41 133	285 727
7304909000	Oth tubes/ pipes/ hollow profiles,seamlesssteel,diameter>=140mm	731 496	15 381 155	2 549 939	42 510 709
7305110000	Lines pipe, for oil or gas longitudinalallsubmerged arc welded of iron	298 856	35 568 649	436 871	37 121 908
7305121000	Electric Resistance Welded (FRW), usedfor oil/ gas pipe,external di	277 331	6 192 363	293 693	5 815 849
7305129000	Oth longitudinally welded, used for oilor gas pipe, external diamet	272 000	2 993 954	403 760	2 989 735
7305191000	Oth line pipe iron/ steel for oil,exter.diam.>406.4mm,spiral/ helical	26 008	29 135	52 876	65 986
7305199000	Oth line pipe iron/ steel for oil,exter.diam.>406.4mm,not spiral/ he	78 655	561 961	48 315	3 790 810
7305200000	Casing of iron/ steel used in drillingfor oil/ gas external diameter 40	463 518	617 444	492 998	1 920 574
7305311000	Lines pipe, for oil or gas longitudinalallwelded, stainless steel pipes&	48 857	966 722	214 322	43 378 504
7305319000	Lines pipe, for oil or gas longitudinalallwelded,not stainless steel pip	660 023	7 659 660	899 692	37 434 259
7305391000	Oth.lines pipe,for oil/ gas longitudinalallwelded,high-pressure pipe	0	467	0	12 861
7305399000	Oth.lines pipe,for oil/ gas longitudinalallwelded,not high-pressure pip	148	52 244	265	69 012
7305900000	Oth.lines pipe,for oil/ gas longitudinalalloth.stainless steel pipes & tu	0	32 385	0	2 976 720
7306111000	Line pipe,use for oil/ gas pipeline,weldeo of stainless steel,Electric Re	89 603	443 665	213 419	2 015 986
7306112000	Line pipe,use for oil/ gas pipeline,weldestainless steel,spiral/ helical	0	24 204	0	217 995
7306119000	Line pipe,use for oil/ gas pipeline,weldeo of other steel	53 630	1 014 784	178 290	6 345 713
7306191000	Oth line pipe use for oil/ gas pipe weldeo th stainless steel,electron	6 628 114	12 479 889	6 435 607	11 810 776
7306192000	Oth line pipe use for oil/ gas pipe weldeo th stainless stel,spiral/ helic	1 666	94 136	4 697	124 558
7306199000	Oth line pipe use for oil/ gas pipe weldeo th stainless stel,not ERW&	3 119 453	3 783 862	4 040 259	7 204 516
7306210000	Casing&tubing of a kind use in drillingwelded, of stainless steel	1 607	247 394	8 626	1 221 757
7306290000	Oth.casing&tubing of a kind use in drilling,welded,of stainless stee	62 791	8 707 687	339 011	13 064 817
7306301010	Boilr tube weld,of circulr cross-sect ofiron/ non ally stel intrnl diam	4 369	1 957 604	23 737	2 869 873
7306301020	Boilr tube weld,of circulr cross-sect ofiron/ non ally stel intrnl diam	91 427	471 552	638 488	1 564 051
7306302010	Boilr tube weld,of single/ double walled,coppr plate,intrnl diamtr<	340 316	7 723 321	954 681	59 986 795
7306302020	Boilr tube weld,of single/ double walled,coppr plate,intrnl diamtr>	61 707	537 500	125 727	1 158 700

I.3. IM POR M ENURUT KOM ODITI / IM PORT BY HS COM M ODITY

*** OKTOBER / OKTOBER 2014 ***

H S	Uraian Komoditi Commodity Description	Berat Bersih / Net Weight (Kg)		Nilai / Value C.I.F (US\$)	
		Bulan ini Current Month	Kumulatif Cum.Jan. to date	Bulan ini Current Month	Kumulatif Cum.Jan. to date
7306303000	Boilr tube weld,of single/double walled,coppr plate,sheath pipe fo	5 281	45 788	13 682	197 703
7306304010	Oth welded,sircular cross-saction,highpressure pipe,intrnl diamtr<	0	9 751	0	27 373
7306304090	Oth welded,sircular cross-saction,highpressure pipe,intrnl diamtr>	911	40 468	769	62 342
7306309010	Oth.boilr tube weld,of single/doublewelled,coppr plate,intrnl diam	100 503	1 482 216	569 018	7 984 125
7306309090	Oth.boilr tube weld,of single/doublewalled,coppr plate,intrnl diam	2 472 366	21 632 963	2 392 575	23 304 836
7306401010	Oth.weld,of circlur cross-section ofweld boilr tube w intrnl diamtr<	2 096	17 594	44 219	326 639
7306401020	Oth.weld,of circlur cross-section ofweld boilr tube w intrnl diamtr>	0	47 693	0	397 228
7306402000	Welded boiler tubes of stainless steelwith internal diametre >12.5	106 051	1 813 292	291 837	4 342 665
7306403000	St'less steel pipes & tubes welded ofcirclr cross sec. w extrl dmtr>1	12 667	191 187	20 861	3 436 325
7306409000	Oth,not welded of circular cross sect.with internal diameter > 12,5	1 342 033	11 665 869	2 700 427	23 880 111
7306501010	Oth.boilr tube,weld,of circlr cross-sectn,oth alloy steel int.dmtr<=1	3 934	60 734	42 831	120 885
7306501020	Oth.boilr tube,weld,of circlr cross-sectn,oth alloy steel int.dmtr>1	53 208	114 901	234 399	547 559
7306509010	Oth.boilr tube,weld,of circlr cross-high pressure conduits	13	140 156	217	1 609 146
7306509090	Oth.boilr tube,weld,of circlr cross-highpressure conduits	32 628	1 517 309	77 267	4 470 780
7306610010	Oth.boilr tube,weld,square/ rectangularcross sectin,with int.diamtr<	31 524	855 673	64 209	962 383
7306610090	Oth.boilr tube,weld,square/ rectangularcross sectin,with int.diamtr>	3 015 153	21 462 270	2 075 100	15 648 795
7306690010	Oth.boilr tube,non circlur crss-sectionwith internal diameter<=12,5	0	6 589	0	25 023
7306690090	Oth.boilr tube,non circlur crss-sectionwith internal diameter>12,5	0	11 283	0	68 666
7306901010	Bundy-weld pipes and tubes,with internaldiameter <= 12,5mm	0	123 651	0	289 963
7306901090	Bundy-weld pipes and tubes,with internaldiameter > 12,5mm	0	4 840	0	33 144
7306909010	Oth.thn bundy-weld pipes & tubes, withinternal diameter <= 12,5r	4 971	85 355	127 048	1 065 351
7306909090	Oth.thn bundy-weld pipes & tubes, withinternal diameter > 12,5m	1 037 156	6 363 979	1 036 186	10 116 976
7307111000	Cast fitting of non-malleable cast ironhubless tube or pipe fittings	239	73 326	8 405	199 849
7307119000	Cast fitting of non-malleable cast irontube or pipe fittings with hut	11 107	137 553	78 860	1 464 652
7307190000	Cast fitting of other than non-malleablecast iron	274 096	1 044 638	597 355	3 858 958
7307211000	Oth pipe of stainless steel flangesinternal diameter<15cm	17 647	283 608	169 635	2 191 867
7307219000	Oth pipe of stainless steel flangesinternal diameter>=15cm	174 687	2 819 547	1 038 655	20 323 941
7307221000	Oth pipe,stainless steel threaded elbow,bends& sleeves,internal d	2 929	104 102	50 870	2 146 219
7307229000	Oth pipe,stainless steel threaded elbow,bends& sleeves,internal d	59 030	1 894 638	650 725	11 035 037
7307231000	Oth pipe,stainless steel butt welding,fittings, internal diameter<15	870 913	1 485 167	1 403 785	4 643 154
7307239000	Oth pipe,stainless steel butt welding,fittings, internal diameter>=1	529 688	8 526 481	2 448 527	34 677 773
7307291000	Oth stainlss steel oth.than flanges,butt welding,threaded elbow,be	30 524	2 788 556	427 430	3 032 588
7307299000	Oth stainlss steel oth.than flanges,butt welding,threaded elbow,be	689 895	10 496 792	4 357 409	44 186 589
7307911000	Oth tube or pipe fittings flanges,internal diameter<15cm	220 662	3 463 067	419 678	7 087 074
7307919000	Oth tube or pipe fittings flanges,internal diameter>=15cm	930 611	11 249 164	2 226 588	25 959 686
7307921000	Oth tube/ pipe fittings threaded elbows,bends& sleeves,internal di	9 644	160 787	99 157	1 219 493
7307929000	Oth tube/ pipe fittings threaded elbows,bends& sleeves,internal di	87 749	958 153	676 951	6 358 445
7307931000	Oth tube/ pipe fittings,butt weldingfittings,internal diameter<15cm	366 501	3 393 647	661 930	5 994 543
7307939000	Oth tube/ pipe fittings,butt weldingfittings,internal diameter>=15c	602 871	7 743 751	2 327 131	33 882 648
7307991000	Oth tube/ pipe fittings,not butt welding/ flanges/ elbows,internal di	118 765	1 207 217	1 620 258	14 338 636
7307999000	Oth tube/ pipe fittings,not butt welding/ flanges/ elbows,internal di	500 213	5 862 508	3 293 011	51 509 656
7308101000	Bridges and bridge sect. w prefab'tedtype joined by shear connect	234 814	8 791 445	462 966	29 084 378
7308109000	Other bridges and bridge sections	68 983	2 834 892	96 893	6 220 511
7308201100	Towers with prefabricated modular typejoined by shear connector	0	1 537 823	0	2 601 132
7308201900	Other towers	1 855 073	6 058 735	4 460 953	17 545 694
7308202100	Lattice masts w prefabricated modular type joined by shear connec	3 979	33 401	13 739	207 788
7308202900	Other lattice masts	533 342	23 841 075	1 619 651	68 960 719
7308300000	Doors, windows and their frames & threshold for doors	180 768	2 392 380	948 198	8 769 668
7308401000	Equip. for scaffolding w prefabricatedmodlr type joined by shear c	0	484 405	0	152 824
7308409000	Other equipment for scaffolding, shuttering, propping or pit propp	1 671 523	12 440 491	2 029 371	15 720 401
7308902000	Other, prefabricated modular type joinedby shear connectors	1 784 830	15 960 319	1 809 998	23 270 539
7308904000	Oth corrug,curved/bent galv'd pl't f ass'bly.into undgrnd conduits&	515 733	889 721	1 679 992	2 990 952
7308905000	Other structures & parts of structures,rail for ships	529	69 750	375	53 891
7308906000	Other structures & parts of structures,perforated cable trays	25 902	421 017	73 985	1 648 410
7308909200	Other structures & parts of structures,guardrails	92	925 004	12 279	1 095 250
7308909900	Other structures & parts of structures,not guardrails	7 463 039	97 767 525	11 787 846	217 129 440
7309001100	Reservoir,tank,vat& similar,of iron/ steel,cap.>300ltr,lined/ heat-ins	227	673 920	14 460	1 933 569
7309001900	Reservoir,tank,vat& similar,of iron/ steel,cap.>300ltr,not lined/ heat	173 432	3 617 458	155 447	14 218 813
7309009100	Oth reservoi,tank,vat& similar,iron/ steel,cap.>300ltr,lined/ heat-ins	65 745	446 760	398 845	5 757 583
7309009900	Oth reservoi,tank,vat& similar,iron/ steel,cap.>300ltr,not lined/ hea	1 096 294	8 331 502	6 852 560	56 257 876
7310101000	Tank,cask,drum,can,boxe& similar,capacity>50L& <=300L,of tinplat	7 216	256 338	30 080	936 427
7310109010	Tank,cask,drum,can,boxe& similar,cap.>50L& <=300L,not tinplate,s	4 015	75 969	11 941	305 575
7310109020	Tank,cask,drum,can,boxe& similar,cap.>50L& <=300L,not tinplate,s	1 444	461 676	18 656	1 882 856
7310109090	Tank,cask,drum,can,boxe& similar,cap.>50L& <=300L,not tinplate,n	851 548	6 789 288	1 605 149	13 981 669

I.3. IM POR M ENURUT KOM ODITI / IM PORT BY HS COM M ODITY

*** OKTOBER / OKTOBER 2014 ***

H S	Uraian Komoditi Commodity Description	Berat Bersih / Net Weight (Kg)		Nilai / Value C.I.F (US\$)	
		Bulan ini Current Month	Kumulatif Cum.Jan. to date	Bulan ini Current Month	Kumulatif Cum.Jan. to date
7310211010	Cans <1L,closed by soldering of iron/steel casting in the rough	15	350 300	1 523	1 148 355
7310211020	Cans <1L,closed by soldering of iron/steel forging or stamping in	1 631	8 001	12 799	43 337
7310211090	Oth.cans <1L,closed by soldering of iron/steel	46 598	547 140	223 481	2 122 346
7310219100	Oth.cans >1L & <50L,closed by soldering of iron/steel	60 635	607 270	273 605	2 483 835
7310219910	Cans >1L & <50L,closed by soldering of iron/steel casting in the rou	233	24 691	3 218	335 069
7310219920	Cans >1L & <50L,closed by soldering of iron/steel forging or stampi	25 480	43 493	6 320	58 533
7310219990	Oth.cans >1L & <50L,closed by soldering of iron/steel	151 564	871 670	514 062	2 797 914
7310291010	Cans <1L,not soldering of iron/steel casting in the rough	0	80	0	175
7310291020	Cans <1L,not soldering of iron/steel forging or stamping in	1	5 082	112	23 433
7310291090	Oth.cans <1L,not soldering of iron/steel	51 393	1 147 747	167 489	4 148 181
7310299100	Oth.cans >1L & <50L,not soldering of iron/steel	52 451	332 926	275 990	2 636 567
7310299910	Cans >1L & <50L,not soldering of iron/steel casting in the rough	288	3 875	6 715	106 022
7310299920	Cans >1L & <50L,not soldering of iron/steel forging or stamping in	1	134 759	10	466 302
7310299990	Oth.cans >1L & <50L,not soldering of iron/steel	38 344	921 139	228 309	3 805 186
7311002100	Cont'ners for compressed/liquefied gas seamless stl cylinders, cap	87 240	772 341	169 670	1 746 632
7311002200	Cont'ners for compressed/liquefied gas,seamless stl cylinders, cap.	656 594	5 245 578	833 877	7 498 491
7311002900	Cont'ners for compressed/liquefied gas seamless stl cylinders, capa	751 784	4 613 681	4 017 763	20 405 100
7311009310	Other containers of iron or steel with capacity <=7,3L	0	2 959	0	1 206
7311009390	Other containers of iron or steel with capacity >7,3L & <30L	76 533	105 900	135 970	191 799
7311009400	Other containers of iron or steel capacity >=30L & <110L	15 560	201 411	30 340	307 625
7311009900	Other containers of iron or steel capacity >=110L	359 507	2 170 490	2 099 775	10 727 903
7312101000	Stranded wr,ropes & cables for locked coil,flatt'ed strands& non rott	25 135	549 816	100 727	2 370 539
7312102000	Stranded wire,rope&cables by plated /coatd wth brass,& of a nom	1 187 864	9 948 400	2 526 926	20 603 677
7312109110	Other stranded wire, rope and cables prestressed concrete strand w	616 797	10 402 297	464 071	8 499 321
7312109190	Other stranded wire, rope and cables not prestressed concrete strar	406 069	1 681 592	2 247 794	6 608 226
7312109900	Stranded wire, rope and cables with stranded wire of diameter of >	1 041 988	7 397 581	3 316 772	23 730 134
7312900000	Oth stranded wire, rope and cables,plaitd bnds,slings& of ir/stl not	614 340	3 152 602	1 961 795	8 759 618
7313000000	Barbed wr of iron/steel; twisted hoop & of a kind used f fencing of	236 571	2 818 025	270 451	2 770 218
7314120000	Woven cloth with endless bands for machinery, of stainless steel	3 728	65 723	84 812	1 328 152
7314140000	Woven cloth, of stainless steel	77 659	959 175	464 276	4 329 790
7314191000	Endless bands for machinery oth thn of stainless steel	351	4 054	6 191	61 011
7314199000	Other woven cloth, not stainless steel	14 809	479 780	101 472	1 702 924
7314200000	Grill&fencing,welded at the intersect of wr wth a max.sect.d>3mm	130 540	1 980 646	166 291	2 117 635
7314310000	Other grill, netting & fencing,welded at the intersect by pltd/coatd	1 603 755	8 661 565	1 424 633	8 504 942
7314390000	Oth grill, netting and fencing,welded at the intersection	1 100 275	7 344 459	625 078	4 359 879
7314410000	Oth cloth, grill, netting and fencing by plated or coated with zinc	205 946	1 473 664	130 009	1 149 157
7314420000	Oth cloth, grill, netting and fencing by coated with plastics	15	18 483	142	21 757
7314490000	Oth cloth, grill, netting and fencing	207 061	2 324 422	186 987	2 677 258
7314500000	Expanded metal	239 601	1 745 729	85 790	1 106 658
7315111000	Roller chain for bicycles of mild steel	1 212 536	11 318 897	2 311 175	19 501 306
7315119100	Oth mild steel for roller chain,transmisspitch length >=6mm & <32mr	38 949	423 960	330 580	3 534 975
7315119900	Oth mild steel for roller chain,transmisspitch length >32mm	500 536	4 245 691	1 572 080	14 751 227
7315121000	Other roller chain of mild steel bicycle or motorcycle chain	202 655	1 987 004	343 253	4 054 249
7315129000	Other roller chain of mild steel not bicycle or motorcycle chain	594 370	5 302 826	1 738 734	14 866 058
7315191000	Roller chain part for bicycles of motorcycle chain	5 979	95 440	52 272	906 133
7315199000	Roller chain part not for bicycles of motorcycle chain	80 435	2 003 488	521 497	7 773 828
7315200000	Skid chain of mild steel	121 428	534 373	187 594	1 069 735
7315810000	Stud-link of mild steel	1 202 081	2 776 308	8 514 268	11 144 047
7315820000	Other, welded link of mild steel	1 544 558	4 217 359	2 178 307	7 622 468
7315891000	Other chain for bicycles of mild steel	260 803	2 323 712	1 771 094	15 617 793
7315899000	Other chain of mild steel not for motorcycle and bicycles	361 702	2 056 824	784 152	5 858 189
7315902000	Other parts of chain for motorcycles and bicycles	45 649	661 259	66 273	1 166 996
7315909000	Other parts of chain not for motorcycle and bicycles	59 558	561 146	405 347	4 025 238
7316000000	Anchors, grapnels and parts thereof, of iron or steel	961 483	5 277 124	3 306 483	14 658 642
7317001000	Wire nails	1 623 459	7 975 581	723 454	3 959 324
7317002000	Staples	595 840	3 702 899	467 425	2 951 044
7317009010	Dog spikes for rail sleepers,carding -tacks& similar articles,of iron o	483	479 545	10 717	821 341
7317009090	connector & anti-splitting,connector and Hob nails for footwear, rii	2 877 902	21 634 802	977 451	10 076 443
7318110000	Threaded articles for coach screws	112 061	1 396 079	178 864	2 353 154
7318120000	Other wood screws with an external diameter not exceeding 16 mr	170 576	1 237 457	237 738	2 080 371
7318130000	Screw hooks and screw rings with an external dmtr not exceeding	162 606	740 973	729 264	6 414 569
7318140000	Self tapping screw with an external diameter not exceeding 16 mm	248 701	4 257 265	583 947	7 957 997
7318150000	Screw metal with/without nuts/washers with an external diameter	4 678 464	45 666 033	22 242 454	238 544 262
7318160000	Nuts with an external diameter not exceeding 16 mm	1 488 989	14 030 088	7 660 033	81 913 990

I.3. IM POR M ENURUT KOM ODITI / IM PORT BY HS COM M ODITY
***** OKTOBER / OKTOBER 2014 *****

H S	Uraian Komoditi Commodity Description	Berat Bersih / Net Weight (Kg)		Nilai / Value C.I.F (US\$)	
		Bulan ini Current Month	Kumulatif Cum.Jan. to date	Bulan ini Current Month	Kumulatif Cum.Jan. to date
7318190000	Other threaded articles of an external diameter not exceeding 16 n	816 264	6 953 037	4 593 624	37 514 936
7318210000	Non threaded artic. for spring washers & oth lock washers w an ext	79 132	834 272	817 857	9 008 326
7318220000	Other washers with an external diameter not exceeding 16 mm	371 736	3 816 366	6 615 620	51 951 594
7318230000	Rivet with an external diameter not exceeding 16 mm	109 272	675 281	613 233	5 701 352
7318240000	Cotters & cotters pins with an external diameter not exceeding 16 r	272 684	2 380 574	2 249 787	23 946 089
7318290000	Oth non threaded articles with an external diameter <= 16 mm	2 820 402	17 035 828	13 780 026	106 758 854
7319400000	Safety pins	285 124	2 713 506	3 083 278	29 409 760
7319901000	Sewing, daming, ambroldary needles	21 838	141 341	49 248	345 376
7319909000	Other needles, not for sewing	56 465	607 276	166 412	2 605 636
7320101100	Leaf springs & leaves for motor vehicles, >10 persons, gross weight.	72 337	1 265 548	452 950	5 693 005
7320101900	Leaf springs & leaves for motor vehicles, gross weight >24T	31 237	517 401	251 586	1 780 098
7320109000	Other leaf springs and leaves	98 750	958 712	468 239	7 927 052
7320201000	Helical springs for motor vehicles	158 133	1 842 310	1 578 494	18 113 036
7320209000	Other Helical springs for motor vehicles	290 931	2 291 916	2 039 118	18 294 852
7320901000	Other springs and leaves for motor vehicles	83 404	1 228 858	828 672	12 161 928
7320909000	Other springs and leaves	176 714	1 674 418	1 525 419	13 867 090
7321100000	Cooking appliances and plate warmers For gas fuel or for both gas :	151 764	1 828 885	779 269	8 371 850
7321120000	Cooking appliances and plate warmers with liquid fuel	4 689	4 825	11 954	16 852
7321190000	Other Cooking appliances & plate warmers including appliances for	22 535	221 871	95 312	917 253
7321810000	Other appliances with gas fuel or for both gas and other fuels	58 896	415 289	187 236	843 828
7321820000	Other appliances with liquid fuel	6 065	11 049	9 179	22 912
7321890000	Other appliances with solid fuel	3 536	20 209	32 584	112 646
7321901000	Oth cooking appliances & plate warmers of burner for kerosene stc	0	3 265	0	18 123
7321902000	Other Cooking appliances and plate warmers	171 423	2 484 278	961 308	11 967 527
7321909000	Other Cooking appliances and plate warmers	664 595	4 454 185	994 098	7 528 806
7322110000	Radiators and parts of cast iron	2 820	20 848	5 984	174 830
7322190000	Other parts of radiators	25 679	321 292	510 941	3 554 710
7322900000	Other radiators for central heating	22 316	601 880	181 782	3 345 784
7323100000	Iron/steel wool; pot scourers & scouring or polishing pads, gloves ar	138 165	935 267	191 354	1 624 361
7323911000	Kitchenware of cast iron, not enamelled	46 587	876 859	178 788	2 586 356
7323912000	Household articles of cast iron not enamelled	0	2 100	0	15 000
7323919000	Household articles of cast iron not enamelled	35 927	432 546	55 051	556 965
7323920000	Household articles of cast iron, enamelled	69 052	545 747	39 724	341 731
7323931000	Kitchenware of stainless steel	1 104 375	8 090 628	1 323 672	13 688 492
7323932000	Other household articles of stainless steel	1	6 418	343	16 156
7323939000	Other household articles of stainless steel	1 045 428	8 279 757	1 243 383	10 039 663
7323940000	Household of iron (oth. than cast iron) or steel, enamelled	366 292	2 562 078	218 047	1 642 954
7323991000	Other kitchenware	265 539	2 534 202	338 237	3 457 289
7323992000	Ashtrays	1 537	11 549	642	19 056
7323999000	Other household articles of iron or steel	212 262	2 108 073	350 955	4 091 320
7324101000	Kitchen sinks of stainless steel	304 271	2 127 028	625 137	4 784 930
7324109000	Sinks and wash basins, of stainless steel, oth than kitchen sink	52 490	584 302	139 522	1 276 185
7324211000	Bath of cast iron, whether or not enamelled	11 005	85 030	58 853	396 683
7324219000	Of cast iron, whether or not enamelled, not long bathtubs	0	25 710	0	24 001
7324290000	Oth sanitary	16	280 061	381	1 280 607
7324901000	Sanitary ware for flushing water closets or urinals (fixed type)	400	16 093	5 509	55 657
7324903000	Sanitary ware of bedpans, urinals (portable type) and chamber po	0	2	0	562
7324909100	Part of kitchen sinks or bathtubs	23 523	82 638	31 241	239 822
7324909300	Part of flushing water closeta or urinals (fixed type)	1 641	20 728	23 196	84 493
7324909900	Oth sanitary ware and parts	301 152	2 556 861	474 783	4 985 095
7325102000	Manhole covers, gratings and frames therefor	105 830	501 627	237 917	1 190 923
7325109090	Spouts and cups for not latex collection	67 627	800 700	119 268	1 120 239
7325910000	Grinding balls and similar articles for mills	809 908	5 485 936	1 092 595	7 770 002
7325992000	Manhole covers, gratings and frames therefor	39 394	376 410	174 274	1 270 809
7325999000	Oth than cast articles of iron or steel	126 969	1 371 788	607 252	6 632 353
7326110000	Grinding balls and similar articles for mills	5 979 691	38 108 536	7 048 395	45 384 561
7326190000	Other articles of iron or steel but not forged or stamped	2 370 523	21 108 690	9 990 008	100 379 524
7326205000	Poultry cages and the like articles of iron or steel wire	497 445	3 751 156	894 474	6 115 533
7326209000	Poultry cages and the like oth than articles of iron or steel wire	568 673	3 607 393	2 128 766	9 770 471
7326901000	Ships' rudders not forged or stamped	54 478	275 172	334 035	2 202 262
7326903000	Stainless stl shield & clamp assembly with hubless cast iron	58 825	1 638 004	747 198	10 769 487
7326906000	Bunsen burners	8 816	429 056	95 047	2 703 758
7326907000	Stainless steel shield, clamp assembly horses shoes, riding boot spu	658	91 759	7 259	334 992
7326909100	Cigarette cases and boxes	498	16 189	15 159	268 596

I.3. IM POR M ENURUT KOM ODITI / IM PORT BY HS COM M ODITY
***** OKTOBER / OKTOBER 2014 *****

H S	Uraian Komoditi Commodity Description	Berat Bersih / Net Weight (Kg)		Nilai / Value C.I.F (US\$)	
		Bulan ini Current Month	Kumulatif Cum.Jan. to date	Bulan ini Current Month	Kumulatif Cum.Jan. to date
7326909910	Spouts and cups for latex collection	211	41 900	18 764	876 730
7326909920	Rat traps but not forged or stamped	289	8 545	348	21 253
7326909990	Other articles not forged or steamed	5 854 625	42 592 854	33 032 203	248 981 115
7401000000	Copper mattes, cement copper(precipitated copper)	0	176 285	0	3 399 436
7402000000	Unrefined copper, copper anodes forelectrolytic refining.	193	41 911	1 495	321 124
7403110000	Refined copper for cathodes and sections of cathodes	11 632 878	90 198 516	82 852 044	644 093 182
7403120000	Refined copper for wire-bars	134	3 666	4 303	28 114
7403130000	Refined cooper for billets	0	5 066	0	46 446
7403190000	Other refined copper	28 625	553 625	381 621	5 197 190
7403210000	Copper alloys for copper-zinc basealloys (brass)	268 814	3 532 430	1 643 546	22 483 961
7403220000	Copper alloys for copper-tin base alloys(bronze)	112 109	1 245 585	475 530	7 318 932
7403290000	Copper alloys for oth copper alloys(oth than master alloys of head	6 415	179 126	1 213 793	10 365 450
7404000000	Copper waste and scrap	1 715 319	6 066 231	10 959 004	38 507 966
7405000000	Master alloys of copper	4 278	75 981	50 802	916 369
7406100000	Powders of non-lamellar structure	35 169	399 189	337 961	4 262 567
7406200000	Powders of lamellar structure flakes	28 704	409 892	346 342	4 893 701
7407103000	Profiles of refined copper	257	32 758	1 483	228 050
7407104000	Bar androdss of refined copper	457 212	3 250 972	3 284 139	22 726 966
7407210000	Of copper-zinc base alloys (brass)	280 857	2 178 432	1 600 896	12 814 448
7407290000	Other of copper alloys	36 120	539 240	279 512	5 200 675
7408111000	Of which the maximum cross sectionaldimension does not exceed 1	191 507	839 523	1 384 865	6 601 208
7408119000	Copper wire of which does exceed 14 mm	3 056	444 413	31 331	1 356 099
7408190000	Other wire of refined coppber	680 050	8 430 243	3 268 569	50 424 420
7408210000	Of copper-zinc base alloys (brass)	116 704	1 004 969	901 651	8 137 171
7408220000	Of copper-nickel base (cupro-nickel)or copper-nickel-zinc base/ nic	1 250	30 740	18 910	427 076
7408290000	Other copper alloys for copper wire	117 642	1 017 170	510 747	6 571 724
7409110000	Copper plates, sheets and strips,of refined copper in coils	83 548	999 132	846 695	8 840 088
7409190000	Copper plates, sheets and strips,of refined copper, not in coils	117 862	1 416 216	1 302 322	12 302 889
7409210000	Copper plates, sheets,strips, of copperzinc base alloys (brass), in c	414 752	5 080 436	3 489 892	37 984 614
7409290000	Copper plates, sheets,strips, of copperzinc base alloys (brass), not	145 897	2 372 320	855 158	12 150 824
7409310000	Copper plates, sheets,strips, of coppertin base alloys (brass), in coi	187 242	2 069 038	1 580 095	17 823 603
7409390000	Copper plates, sheets,strips, of coppertin base alloys (brass), not ir	16 642	288 730	128 931	1 454 132
7409400000	Copper-nickel base alloy (cupro-nickel), copper-nickel-zinc base all	38 589	745 270	390 657	6 826 776
7409900000	Other copper alloys, unrefined	6 154	143 632	68 250	991 501
7410110000	Copper foil, refined, thickness < 0.15mm , not backed	115 827	961 211	1 026 147	8 289 557
7410120000	Copper alloys, refined, thickness < 0.15 mm, not backed	42 083	724 988	486 982	7 104 775
7410210010	Copper foil reinforced sheets/ plates ofpolyamide, of refined copp	1 954	7 835	3 081	63 682
7410210020	Copper foil reinforced sheets/ plates ofpolyamide, Copper clad lam	487 204	3 796 673	2 610 757	21 900 190
7410210090	Reinforced sheets/ plates of polyamide,copper clad laminate not fc	5 755	60 138	58 051	529 562
7410220000	Reinforced sheets/ plates of polyamide,of copper alloys, unrefined	166	5 976	7 061	150 206
7411100000	Copper tubes & pipes of refined copper	1 301 783	6 188 845	5 169 901	42 840 753
7411210000	Copper tubes & pipes of copper alloyswith copper-zinc base alloys	162 700	1 369 293	1 288 805	11 067 386
7411220000	Copper tubes & pipes of copper alloyswith cupro-nickel or nickel si	18 615	92 388	209 541	1 611 941
7411290000	Other copper tubes and pipes	1 088 185	9 285 670	2 389 388	22 396 920
7412100000	Copper tube or pipe fittings ofrefined copper	12 332	110 734	63 989	514 474
7412201000	Copper tube or pipe fittings ofcopper-zinc base alloys (brass)	48 914	513 711	538 262	6 493 396
7412209000	Copper alloys, not brass, refined	397 747	1 016 054	615 003	3 482 320
7413001000	Stranded wire,cable&etc, not electricalinsul. a diameter not excee	22 107	425 442	193 104	3 616 488
7413009000	Stranded wire,cable&etc, not electricalinsul. a diameter > 28,28 m	46 348	1 054 524	340 100	4 452 117
7415101000	Nails & tacks, drwing pins,staples ofcopper iron or steel with head	3 612	76 502	6 817	213 441
7415102000	Staples and similar articles of copper	350	6 747	1 563	19 198
7415109000	Tacks, drawing pins, staples & similar articles	15 640	114 832	172 478	2 787 122
7415210000	Washers (including spring washers)but not threaded	53 310	263 448	365 882	1 860 897
7415290000	Other articles of copper, not threaded	2 052	42 792	66 387	928 904
7415331000	Screws	50 286	455 390	493 842	4 631 260
7415332000	Bolts and nuts	118 606	861 620	382 381	3 975 220
7415390000	Other threaded articles	18 672	119 154	142 552	1 423 209
7418101000	Pot scourers and scouring or polishingpads, gloves and the like	202	12 094	733	44 057
7418103000	Cooking/heating apparatus of kind usedfor household purposes,nc	1	21 285	34	26 114
7418109000	Other household articels and partsthereof of coppers	8 130	16 281	18 361	71 020
7418200000	Sanitary ware and parts thereof	24 279	379 100	173 015	3 168 843
7419100000	Chain and parts thereof of copper	8 571	72 109	44 656	319 350
7419910010	Fittings for fire hoses, of copper	2 901	14 593	9 752	162 695
7419910020	Reservoirs, tanks, vats and similarcontainers not fitted of copper	54	73 202	1 484	1 012 416

I.3. IM POR M ENURUT KOM ODITI / IM PORT BY HS COM M ODITY
 *** OKTOBER / OKTOBER 2014 ***

H S	Uraian Komoditi Commodity Description	Berat Bersih / Net Weight (Kg)		Nilai / Value C.I.F (US\$)	
		Bulan ini Current Month	Kumulatif Cum.Jan. to date	Bulan ini Current Month	Kumulatif Cum.Jan. to date
7419910030	Electroplating anodes,machine beltfastener, fittings for ships/oth	816	130 368	20 568	1 943 949
7419910090	Oth table, kitchen,cast, moulded,stamped / forged but not further	28 886	428 806	1 093 700	10 110 946
7419993100	Colth grill and netting of copper wirefor machinery	1 344	31 363	46 660	489 457
7419993900	Grill and netting of copper wire clothsuitable for making mosquito	604	9 316	7 710	133 151
7419994000	Other grill and netting of copperwire springs	9 756	146 993	52 530	1 415 842
7419995000	Other grill and netting of copper wirecigarette cases or boxes and	3	101	201	5 668
7419996000	Cooking/heating apparatus, oth than ofa kind used for domestic p	0	4 228	0	14 987
7419997000	Articles specially designed foruse during religious rites	11	12 861	8	19 089
7419999010	Electroplating anodes,machine beltfastener,fitting for ships,for fire	6 478	718 025	46 010	3 104 857
7419999020	Similar containers not fitted with mech./terminal equip. of a cap.of	1 308	36 884	5 706	177 725
7419999090	Other articles of non copper	102 059	541 084	808 798	5 637 341
7501100000	Nickel mattes	0	208	0	1 477
7501200000	Nickel oxide sinters&oth intermediateproducts of nickel metallurg	0	8 000	0	14 800
7502100000	Unwrought nickel, not alloyed	51 421	669 773	983 554	11 291 327
7502200000	Unwrought nickel alloys	1 005	3 964	21 237	61 130
7504000000	Nickel powders and flakes	678	62 979	21 457	1 156 504
7505110000	Bars, rods and profiles of nickel,not alloyed	1 189	15 662	33 704	373 575
7505120000	Bars, rods & profiles of nickel alloys	25 749	113 673	278 858	1 910 338
7505210000	Wire of nickel, not alloyed	6 921	49 578	156 104	1 014 747
7505220000	Wire of nickel alloys	68 256	1 476 788	1 370 349	14 828 163
7506100000	Nickel plates, sheets, strip&foil ofnickel, not alloyed	3 927	63 054	64 599	1 191 489
7506200000	Nickel plates, sheets, strip and foil ofnickel alloys	57 811	334 645	779 811	5 547 700
7507110000	Tubes and pipes of nickel, not alloyed	17	3 829	1 236	59 996
7507120000	Tubes and pipes of nickel alloys	1 220	32 839	65 670	1 136 073
7507200000	Tube or pipe fittings	61 445	125 363	579 966	2 186 091
7508100000	Cloth, grill and netting, of nickel wire	300	20 016	362	940 500
7508903000	Bolts and nuts of non nickel	1 941	32 071	6 337	246 438
7508904000	Other articles suitable for use inbuilding of non nickel	0	219 325	0	271 453
7508905000	Electroplating anodes,wrought orun-wrought, including those pro	1 248	52 526	88 604	1 551 557
7508909010	Screens for printing machines	25 592	316 034	296 940	3 973 392
7508909090	Other articles of nickel	1 649	17 820	42 519	1 659 483
7601100000	Unwrought aluminium, not alloyed	2 818 250	54 509 301	6 880 090	118 388 536
7601200000	Unwrought aluminium alloys	17 407 313	159 603 388	43 007 556	367 569 529
7602000000	Aluminium waste and scrap	5 126 065	42 634 281	8 427 327	68 900 759
7603100000	Aluminium powders of non lamellarstructure	136 627	1 600 565	345 364	3 032 562
7603200010	Aluminium flakes of lamellar structure	52	51 051	30 801	186 079
7603200020	Aluminium powders of lamellar structure	14 412	495 611	135 217	2 682 604
7604101000	Aluminium bars and rods not alloyed	394 479	3 717 993	857 276	7 914 761
7604109010	Profiles suitable for use as heat sinkwith cross-sect.dimension <17.	25 775	262 528	261 603	2 297 773
7604109090	Oth Aluminium profiles suitable for useas heat sink	948 527	7 715 582	1 244 636	11 061 921
7604211000	Perforated tube profile for evaporatorcoils of mtr vehicle ac mach	1 953	46 386	1 238	231 555
7604219000	Oth hollow profiles of aluminium alloys	491 951	2 808 349	1 414 563	9 428 068
7604291000	Extruded bars and rods not surfacetreated	298 997	950 753	388 925	2 318 902
7604293000	Y-shaped profiles for zip fasteners, incoils of non aluminium alloys	760	44 060	5 160	234 309
7604299000	Other extruded bars, rods and profilesof non aluminium alloys	316 047	2 511 020	893 601	8 931 848
7605110000	Alum. wire of not alloyed which the max.cross-sect'l dim.exceeds :	2 694	76 661	35 161	613 956
7605191000	Aluminium wire of not alloyed witha diameter < 0.0508 mm	0	31 575	0	123 340
7605199000	Other aluminium wire of non aluminiumnot alloyed	259 079	1 992 378	1 049 222	7 304 181
7605210000	Alum. wire of aluminium alloys which themax.cross-sect'l dimensic	25 000	167 249	89 000	548 480
7605290000	Aluminium wire of non aluminium alloyswith a diameter not exce	16 719	540 562	105 801	2 158 888
7606111000	Aluminium plates,sheets&strip of plainor figured by rolling of thick	127 406	11 992 569	1 224 840	37 044 229
7606119000	Oth aluminium plates,sheets&strip ofplain/figured by rolling of thi	8 023 733	47 818 181	18 249 085	108 101 491
7606121000	Aluminium alloys can stock including endstock & tab stock in coils	7 092	521 887	25 487	3 930 759
7606122000	Aluminium plates, not sensitised of kindused in the printing indust	99 193	586 082	236 465	1 522 725
7606123100	Sheets of aluminium alloy 5082,5182,<1min with incoils	172 009	1 543 835	764 142	6 409 201
7606123910	Sheets alum.litho grade sheet/ coil alloyHA 1052 hardness temper	1 428 644	11 074 585	3 203 803	21 252 642
7606123990	Other aluminium sheet/coil not exceeding1,000 mm in width	5 110 023	38 932 744	17 708 662	124 329 259
7606129000	Oth plain/figured by roll./press. butnot surface treatedof non alum	9 521 482	26 536 908	25 862 140	96 462 430
7606910000	Oth alum. not alloyed,plain/figured byrolling/pressing not surface	397 258	1 822 125	790 569	7 540 240
7606920000	Oth aluminium alloyed,plain/figured byrolling/pressing not surface	401 416	2 958 276	1 202 647	7 995 803
7607110000	Aluminium foil not backed, rolled butnot further worked	1 859 572	18 308 417	6 542 015	64 703 527
7607190000	Oth.aluminium foil alloy not rolled butnot worked	479 207	5 452 442	4 152 970	42 228 074
7607200000	Aluminium foil backed	658 062	7 420 017	2 811 643	29 670 902
7608100000	Aluminium tubes and pipes of aluminium,not alloyed	64 011	854 475	638 620	6 133 387

I.3. IM POR M ENURUT KOM ODITI / IM PORT BY HS COM M ODITY
***** OKTOBER / OKTOBER 2014 *****

H S	Uraian Komoditi Commodity Description	Berat Bersih / Net Weight (Kg)		Nilai / Value C.I.F (US\$)	
		Bulan ini Current Month	Kumulatif Cum.Jan. to date	Bulan ini Current Month	Kumulatif Cum.Jan. to date
7608200000	Aluminium tubes and pipes of aluminium alloys	1 238 115	20 019 173	3 392 021	43 989 000
7609000000	Aluminium tube or pipe fittings (forexample, coupling, elbows, sleeves)	158 280	1 407 332	1 495 989	13 186 077
7610100000	Alum. structures for doors, windows & their frames and thresholds	233 937	2 203 000	727 818	7 279 360
7610902000	Other aluminium structures internal/ external floating roofs for storage	329	22 501	6 039	158 661
7610909000	Oth alum. structures for bridges and bridge section, towers, lattice r	1 741 322	12 103 352	1 582 749	14 202 680
7611000000	Aluminium reservoirs, tanks, vats and similar containers for any ma	4 687	185 044	83 101	1 999 363
7612100000	Aluminium collapsible tubular containers	18 217	204 396	182 864	3 236 005
7612901000	Aluminium casks, drums, cans, boxes and seamless containers for f	118	8 055	1 656	50 003
7612909000	Oth.aluminium casks, drums, cans, boxes & containers, for any mate	870 732	6 758 279	4 699 944	35 600 454
7613000000	Aluminium containers for compressed or liquified gas	51 783	194 786	364 010	1 587 234
7614101100	With steel core cables of a diameter not < 25.3 mm	5 604	3 904 224	90 461	8 225 236
7614101200	With steel core cables of a diameter > 25.3 mm but < 28.28 mm	0	144	0	2 410
7614101900	Other cable wth steel core	83 213	857 918	1 226 205	9 560 922
7614109000	Other stranded wire with steel core	16 543	190 933	148 883	1 121 340
7614901100	Cables without steel core of a diameter < 25.3 mm	57	5 550	1 600	66 191
7614901200	Cables without steel core of a diameter > 25.3 mm but < 28.28 mm	0	538	0	6 750
7614901900	Other cable without steel core	5 748	101 437	52 730	1 009 984
7614909000	Other stranded wire without steel core	31 428	154 540	215 884	964 619
7615101000	Pot scourers and scouring or polishing pads, / gloves and the like of	8 082	38 283	5 241	133 349
7615109000	Oth table, kitchen/ oth household articles & parts thereof of alumir	340 152	3 864 482	1 281 728	13 761 137
7615202000	Bedpans, urinals (portable type) and chamber pots	0	2 791	0	141 757
7615209000	Other sanitary ware and parts thereof of aluminium	24 289	177 766	85 889	752 950
7616101000	Nails of aluminium	11 280	139 378	13 549	151 119
7616102000	Staples and hooks of aluminium	33 180	352 756	244 736	2 288 138
7616109000	Tacks, rivets, cotters, cotter pins and washers of aluminium	117 206	1 101 296	748 668	14 989 704
7616910000	Other cloth, grill, netting and fencing, of aluminium wire	16 034	305 179	21 400	559 521
7616992000	Ferrules for use in the manufacture of pencils	21 496	199 302	114 037	1 112 130
7616993000	Alum.slugs, round, of such dim. that the thick's>one tenth of the d	189 386	1 939 746	482 980	4 640 233
7616994000	Bobbins, spools, reels and similar supports for textile yarn	41 032	261 791	95 852	1 009 169
7616996000	Latex spouts and latex cups	0	16 119	0	18 943
7616999110	Venetian blinds	601	7 830	16 220	171 035
7616999190	Other venetian blinds	32 251	378 484	239 269	1 826 095
7616999200	Expanded metal	408	12 886	9 670	81 343
7616999900	Other Expanded metal	1 044 778	4 800 411	3 968 372	31 646 651
7801100000	Unwrought refined lead	2 457 478	31 785 837	5 678 613	73 001 931
7801910000	Unrefined lead containing by weight antimony as the principal othe	1 711 458	20 156 823	3 923 464	44 620 313
7801990000	Unrefined lead containing by weight antimony not as the principal	749 145	11 450 949	1 900 350	27 709 548
7804110000	Lead sheets, strip and foil of a thickness < 0,2 mm	341	13 440	7 531	148 040
7804190010	Lead embossed, cut to shape, perforated, coated, printed, backed, reinf	19 341	148 690	604 657	3 667 856
7804190090	Oth lead waste & scrap, plates, sheets, strip and foil, lead powder &	300 778	2 304 806	769 629	5 368 657
7804200000	Lead powders and flakes	20 000	63 210	49 743	173 902
7806002000	Lead bars, rods, profiles and wire	7 609	310 576	141 759	2 966 656
7806003000	Lead, tubes, pipes and tube or pipe fittings	165	163 766	2 951	324 799
7806009010	Lead wool, washers, electro-plating anodes	90	1 960	8 144	126 426
7806009090	Other articles of lead	1 369	45 579	15 615	492 459
7901110000	Zinc not alloyed containing by weight 99.99% or more of zinc	8 625 141	70 515 574	21 542 091	163 203 483
7901120000	Zinc not alloyed containing by weight < 99.99% of zinc	1 791 345	23 829 268	4 548 131	55 855 633
7901200000	Zinc alloys	1 694 285	14 192 621	4 452 191	35 080 645
7903100000	Zinc dust	174 421	1 748 069	512 980	4 181 866
7903900000	Zinc powders and flakes	292 518	2 111 353	881 716	6 204 926
7904000000	Zinc wire, bars, rods, profiles and wire	63 652	383 605	204 067	1 027 069
7905003000	Zinc foil a thickness < 0.25 mm	8	184 978	698	77 080
7905009000	Zinc plates, sheets, strip and foil > 0.25 mm	304 119	2 790 722	442 101	4 064 384
7907003000	Gutters, roof capping, skylight frames & oth fabricated building cor	572	743 226	1 722	682 715
7907004000	Zinc tubes, pipes, tube, pipe fittings (for cuoplings, elbows, sleeves)	163	100 472	6 526	767 376
7907009100	Other cigarette cases or boxes ashtrays	0	1 696	0	3 439
7907009200	Other household articles	0	14 419	0	34 565
7907009910	Elec.plating anodes, stencil plates, nail, tacks, nuts, bolt, screws, & si	17 797	374 746	81 019	904 140
7907009990	Oth articles of zinc	159 389	1 441 797	419 044	4 419 911
8001100000	Unwrought tin, not alloyed	13 109	60 063	57 842	441 629
8001200000	Unwrought tin alloys	4 528	130 126	74 538	3 825 290
8003001000	Tin bars, rods, profiles and wire soldering	26 296	150 814	579 478	3 650 158
8003009000	Tin bars, rods, profiles and wire not soldering	59 077	497 552	958 491	10 042 757
8007002000	Other articles of tin, plates, sheets and strip thickness > 0,2 mm	18 549	515 870	41 017	699 289

I.3. IM POR M ENURUT KOM ODITI / IM PORT BY HS COM M ODITY
***** OKTOBER / OKTOBER 2014 *****

H S	Uraian Komoditi Commodity Description	Berat Bersih / Net Weight (Kg)		Nilai / Value C.I.F (US\$)	
		Bulan ini Current Month	Kumulatif Cum.Jan. to date	Bulan ini Current Month	Kumulatif Cum.Jan. to date
8007003000	Tin-foil (whether or not printed or backpaper,etc),thick < 0,2 mm,;	764	12 536	10 971	194 490
8007004000	Tin-Tubbes,pipes & tube/ pipe fitting(forexample,couplings,elbows	4 121	30 644	9 366	109 620
8007009100	Cigarette cases and boxes, ashtrays of tin	0	1 321	0	14 308
8007009200	Other household articles of tin	43	79	23 399	26 191
8007009910	Articles of tin, Collapsible tubes for dentifrices, colours, and the like	0	1	0	2
8007009990	Other articles of tin	39 917	351 324	86 421	835 578
8101100000	Tungsten (wolfram) powders	164	2 750	11 175	224 456
8101940000	Unwrought tungsten, including bars and rods obtained simply by si	195	6 687	20 316	759 862
8101960000	Tungsten wire	30 598	501 739	271 461	3 494 898
8101991000	Tungsten bar& rods, oth than those obtained by sintering, profiles	442	1 651	57 669	232 105
8101999000	Other articles of tungsten thereof including waste & scrap	404	32 432	28 765	685 102
8102100000	Molybdenum powders	0	3 401	0	72 952
8102940000	Unwrought molybdenum, including bars and rods obtained simply	0	24	0	2 774
8102950000	Molybdenum bar& rods, o. than those obt'd simp. by sintering, profil	2	259	168	16 105
8102960000	Molybdenum wire	2 551	48 510	29 458	595 314
8102990000	Other molybdenum	307	1 749	4 152	16 068
8103200000	Unwrought tantalum, including bars and rods obt'd simp. by sinteri	21 374	303 415	7 157 684	69 258 754
8103900000	Other tantalum	467	860	207 795	328 816
8104110000	Magnesium containing at least 99.8 % by weight of magnesium	205 095	1 413 533	506 428	3 692 801
8104190000	Other unwrought magnesium	26 712	74 186	119 771	689 080
8104300000	Magnesium raspings, turnings & granules, graded according to size;	1 111	41 797	71 658	506 446
8104900000	Other magnesium	4 586	102 531	11 686	316 244
8105201000	Unwrought cobalt	5 189	18 375	178 270	593 254
8105209000	Mattes cobalt; cobalt powders	40	1 804	2 447	74 410
8105900000	Other cobalt mattes	1 618	8 680	94 811	807 879
8106009000	Other bismut and articles thereof	0	1 005	0	30 570
8107200000	Unwrought cadmium, powders	0	17	0	1 770
8107900000	Other cadmium and articles thereof	0	185	0	3 761
8108200000	Unwrought titanium powders	1 704	5 605	3 683	33 638
8108300000	Titanium waste and scrap	58	58	3 387	3 387
8108900000	Other titanium and articles thereof	18 170	389 994	253 291	11 441 432
8109200000	Unwrought zirconium powders	1 059	47 767	6 495	37 974
8109900000	Other zirconium and articles thereof	875	65 681	6 347	1 448 607
8110100000	Unwrought antimony powders	24 697	129 518	230 621	1 038 786
8110200000	Antimony waste and scrap	0	7	0	6 923
8110900000	Other antimony and articles thereof	0	25 182	0	223 895
8111000000	Manganese and articles thereof, including waste and scrap	0	839 582	0	1 815 798
8112190000	Other beryllium and articles thereof	0	1 125	0	86 385
8112210000	Unwrought chromium powders	12 089	62 874	87 455	581 147
8112290000	Other Chromium and articles thereof	3	13 083	4 075	82 082
8112920000	Thallium unwrought waste and scrap powders	0	108	0	65 051
8112990000	Other thallium and articles thereof	511	1 057	10 437	183 945
8113000000	Cermets and articles thereof, including waste and scrap	0	458	0	60 926
8201100000	Hand tools spades and shovels	6	44 397	18	49 625
8201301000	Hoes (mammooties) and rakes	0	5 751	0	13 163
8201309000	Mattocks and picks	330	46 237	12 965	85 243
8201400000	Axes, bill hooks and similar hewing tools	7	32	48	685
8201500000	Secateurs & similar one-handed pruners and shears (including pou	6 813	120 428	30 480	211 181
8201600000	Hedge shears, two-handed pruning shears and similar two handed s	0	2	0	16
8201900000	Other hand tools of a kind used in agriculture, horticulture or fores	13 027	48 282	52 048	583 601
8202100000	Hand saws	191 002	1 960 721	212 301	2 160 525
8202201000	Band saw blades	1 018	20 381	4 280	92 593
8202209000	Sparepart band saw blades	105 877	1 147 680	460 708	4 244 480
8202311000	Circular saw blades with working part of steel	3 113	24 980	61 282	512 977
8202319000	Sparepart circular saw blades with working part of steel	55 920	256 281	199 345	1 823 517
8202390000	Other circular saw blades including parts	18 885	439 435	145 557	2 045 096
8202400000	Chain saw blades	26 392	171 856	50 499	468 095
8202910000	Straight saw blades for working metal	5 360	76 656	7 405	577 446
8202991000	Straight saw blades	3 625	72 457	49 594	1 141 829
8202999000	Other saw blades	106 302	888 297	362 495	3 734 898
8203100000	Files, rasps and similar tools	79 000	617 174	120 187	1 088 970
8203200000	Pliers (including cutting pliers), pincers, tweezers and similar tools	360 986	3 435 417	629 446	6 470 327
8203300000	Metal cutting shears and similar tools	21 270	381 158	108 177	975 845
8203400000	Pipe-cutters, bolt croppers, perforating punches, and similar tools	45 965	553 312	109 336	1 817 683

I.3. IM POR M ENURUT KOM ODITI / IM PORT BY HS COM M ODITY

*** OKTOBER / OKTOBER 2014 ***

H S	Uraian Komoditi Commodity Description	Berat Bersih / Net Weight (Kg)		Nilai / Value C.I.F (US\$)	
		Bulan ini Current Month	Kumulatif Cum.Jan. to date	Bulan ini Current Month	Kumulatif Cum.Jan. to date
8204110000	Hand operated spanners and wrencheson adjustable	542 315	4 434 262	1 219 047	8 429 618
8204120000	Hand operated spanners and wrenchesadjustable	255 700	2 010 397	590 080	6 292 215
8204200000	Interchangeable spanner sockets, withor without handles	151 780	1 413 464	366 036	3 942 799
8205100000	Drilling, threading or tapping tools	41 371	558 423	310 123	4 241 233
8205200000	Hammers and sledge hammers	373 740	4 861 007	376 416	10 073 981
8205300000	Planes, chisels, gouges and similarcutting tools for working wood	52 015	848 427	116 046	2 390 444
8205400000	Screwdrivers	170 723	2 257 038	344 834	4 727 802
8205511000	Flat irons	3	5 995	62	20 126
8205519000	Other household tools	32 563	117 356	62 170	669 632
8205590000	Other hand tools , oth than househlotools	571 457	4 809 068	1 957 124	13 844 204
8205600000	Blow lamps	0	10 171	0	40 075
8205700000	Vices, clamps and the like	206 807	1 912 317	1 265 049	10 984 558
8205900000	Other including sets of articles of twoor more subheadings of this	138 578	982 462	984 162	6 697 890
8206000000	Tools of two/ more of the headings82.02to 82.05 put up in sets for	213 997	1 506 238	893 421	12 065 194
8207130000	Rock drilling or earth boring tools with working part of cermet	21 722	165 413	665 689	4 866 164
8207190000	Other rock drilling / earth boring tools, including parts	124 907	909 980	3 717 081	33 530 333
8207200000	Dies for drawing or extruding metal	42 652	737 324	1 733 037	18 403 544
8207300000	Tools for pressing, stamping or punching	159 255	1 501 220	5 028 295	33 617 610
8207400000	Tools for tapping or threading	20 014	187 682	697 735	7 553 161
8207500000	Tools for drilling, other than for rockdrilling	102 062	1 258 160	1 008 324	17 624 050
8207600000	Tools for boring or broaching	9 147	83 246	512 814	4 718 206
8207700000	Tools for milling	12 149	101 515	516 285	4 563 517
8207800000	Tools for turning	4 334	180 019	589 710	6 512 834
8207900000	Other interchangeable tools	128 837	1 462 729	2 801 105	27 995 141
8208100000	Knives and cutting blades for metalworking	45 775	371 701	767 025	9 886 389
8208200000	Knives and cutting blades for woodworking	32 128	475 632	290 627	3 590 265
8208300000	Knives&cutting blades f kitchen app'es /for mach. used by the food	8 155	102 138	56 508	685 566
8208400000	Knives&cutting blades for agricultural , horticultural or forestry ma	837	86 624	8 491	443 673
8208900000	Other knives and cutting blades formachines or for mechanical app	122 943	1 570 107	2 536 358	21 776 748
8209000000	Plates, sticks, tips and the like fortools,	33 911	283 113	3 321 580	32 103 204
8210000000	Hand-operated mechanical appliances,weighing	134 545	1 344 210	110 517	1 356 814
8211100000	Knives with cutting blades,serrated ornot and sets of assorted arti	3 305	70 931	53 161	400 805
8211910000	Table knives having fixed blades	46 108	337 984	126 656	980 567
8211925000	knives ,fix blades, handle of base metalfor agricultural, horticultur	121	12 581	14 053	260 137
8211929010	Flick/ spring knives,hunting,diving& scouts knives,penknives,blades	5 094	43 624	10 522	117 686
8211929090	Other knives having fixed blades withhandle of base metal	8 464	133 984	524 706	1 060 402
8211932010	Knives,oth than fixed blades,with handle base metal, for agricultur	8 190	23 437	10 086	46 498
8211932090	Knives,oth than fixed blades,handle oththan metal, for agricultural	1 469	7 199	2 782	60 287
8211939000	Knives having other than fixed bladeswith handle of base metal	25 527	105 162	31 837	214 991
8211941000	Blades for knife of kind used foragriculture,horticulture/ forestry	4 526	8 843	34 307	70 935
8211949000	Blades with handle of base metal	40 058	257 301	118 255	985 549
8211950000	Knives with handles of base metal	26 061	119 413	41 001	406 660
8212100000	Razors	69 148	704 792	1 490 516	15 075 477
8212201000	Safety razor blades with double-edgedrazor blades	27 899	279 252	607 882	3 394 350
8212209000	Other razors and razor blades includingrazor blade blanks in strips	66 318	393 055	468 364	4 122 057
8212900000	Other parts of razors and razor blade	5 366	69 272	15 481	420 411
8213000000	Scissors, tailors' shears and similarshearsand blade thereof	144 502	1 461 707	166 374	2 302 987
8214100000	Ppr knives,litr openers,erasing knives ,pencil sharpeners and blade	160 370	1 861 753	262 410	2 933 144
8214200000	Manicure or pedicure sets andinstruments including nail files	66 282	550 492	60 335	866 143
8214900000	Other articles of cutlery	84 776	1 268 671	121 152	1 926 049
8215100000	Spoons,forks,ladles,skimmer,cake serv. & fish knives sets of assort	3 440	98 264	10 066	166 573
8215200000	Similar kitchen and tableware, othersets of assorted articles	5 584	277 136	18 996	868 093
8215910000	Similar kitchen and tableware platedwith precious metal	514	3 270	13 800	21 369
8215990000	Other similar kitchen and tableware	179 364	2 369 029	331 851	4 548 564
8301100000	Padlocks	465 404	5 690 988	517 643	8 206 307
8301200000	Locks of a kind used for motor vehicles	224 881	1 975 883	2 440 887	23 370 329
8301300000	Locks of a kind used for furniture	510 722	4 248 077	750 869	5 550 517
8301401000	Handcuffs	643	7 356	6 528	78 845
8301409000	Other padlocks and locks	1 417 571	10 778 297	2 386 784	17 567 396
8301500000	Clasps and frames with clasps,incorporating locks	36 898	236 619	149 910	1 829 072
8301600000	Parts of padlocks and locks	398 231	3 983 094	2 479 895	28 527 024
8301700000	Keys presented separately	41 111	412 871	612 110	5 228 115
8302100000	Hinges	1 711 833	15 905 510	1 769 286	19 533 038
8302201000	Castors of a diameter > 100 mm but < 250 mm	15 472	293 558	52 677	366 096

I.3. IM POR M ENURUT KOM ODITI / IM PORT BY HS COM M ODITY
***** OKTOBER / OKTOBER 2014 *****

H S	Uraian Komoditi Commodity Description	Berat Bersih / Net Weight (Kg)		Nilai / Value C.I.F (US\$)	
		Bulan ini Current Month	Kumulatif Cum.Jan. to date	Bulan ini Current Month	Kumulatif Cum.Jan. to date
8302209000	Oth base metal mountings, fitting & similar articles	501 228	4 272 628	990 641	7 919 529
8302301000	Hasps	31 541	134 016	71 469	809 615
8302309000	Oth mountings, fittings and similar articles suitable for motor vehic	667 341	5 807 500	5 061 153	45 735 100
8302413100	Hasps suitable for building	121 824	862 922	61 924	567 383
8302413900	Bolts, hooks, eyes and staples suitable for building	221 320	1 173 604	374 535	1 771 517
8302419000	Other mounting suitable for building	948 137	8 806 552	2 043 899	20 469 337
8302422000	Hasps suitable for furniture	59 101	1 128 307	28 968	619 618
8302429000	Bolts suitable for furniture	2 308 024	21 499 753	2 835 956	29 226 409
8302491000	Mounting of a kind suitable for saddlery	3 675	27 426	28 761	275 307
8302499100	Hasps	7 840	69 871	61 277	549 126
8302499900	Other mounting ; oth than of a kind suitable for saddlery	569 619	4 410 802	959 192	9 381 310
8302500000	Hat-racks, hat-pegs, brackets and similar fixtures	157 067	1 161 288	461 347	4 191 424
8302600000	Automatic door closers	77 608	906 932	259 455	3 821 237
8303000000	Armoured/ reinforced safes, strong-boxes and doors and safe depos	290 618	2 665 105	743 602	6 146 851
8304001000	Filing cabinets or card-index cabinets	229 330	2 991 816	440 239	5 935 331
8304009100	Other similar office or desk equipment of aluminium	3 982	44 576	33 812	599 029
8304009900	Other office or desk equipment of copper or of lead	107 398	1 345 739	203 797	3 893 325
8305101000	Fittings for double loop wire binders	99 885	574 787	192 706	1 495 543
8305109000	Fittings for loose-leaf binders or files other than double loop wire bin	204 692	1 985 204	432 545	4 586 980
8305201000	Staples in strips of a kind for office use	226 606	1 397 433	194 985	1 515 626
8305202000	Other staples in strips of iron or steel	14 855	116 089	48 473	311 241
8305209000	Other fitting for loose leaf binders or files for staples in strips	179 306	1 989 086	98 155	1 607 197
8305901000	Letter coners, paper clips, indexing tags office articles	56 282	520 153	100 264	785 833
8305909000	Other including parts	141 453	1 540 152	356 453	3 770 442
8306101000	Bells for cycles	18 174	135 323	18 202	153 973
8306102000	Bells, gongs and the like, of copper	428	3 557	2 270	25 253
8306109000	Bells, gongs and the like, other than of copper	2 433	21 126	5 318	143 641
8306210000	Statuettes and other ornaments plated with precious metal	0	12 348	0	11 281
8306291000	Statuettes and other ornaments, of copper or lead	0	1 891	0	13 536
8306292000	Statuettes and other ornaments, of nickel	0	1 551	0	13 539
8306293000	Statuettes and other ornaments, of aluminium	2 368	10 691	2 412	19 128
8306299000	Other statuettes and other ornaments	18 353	163 082	38 354	435 477
8306301000	Photograph, picture or similar frames; mirrors : of copper	3 454	19 190	5 561	87 679
8306309100	Metallic mirrors reflecting traffic views at road intersections/ sharp co	7 928	26 348	15 567	63 818
8306309900	Other metallic mirrors reflecting traffic views at road intersections/ shar	7 196	256 179	26 197	954 637
8307100000	Flexible tubing of base metal, with or without fitting of iron/ steel	143 195	2 110 873	666 689	12 126 042
8307900000	Flexible tubing of base metal, with or without fitting of other base m	77 858	465 620	111 270	2 911 021
8308100000	Hooks, eyes and eyelets of base metal	363 558	3 536 443	4 003 685	38 936 376
8308200000	Tubular or bifurcated rivets of base metal	112 457	612 622	429 474	4 670 164
8308901000	Including parts with beads of a kind used for travel goods	30 533	242 705	396 930	3 048 449
8308909010	Including parts with spangles of a kind used for clothing	103	12 137	1 391	116 248
8308909090	Claps, frames with claps, buckles, buckle-claps of base metal	302 592	3 086 989	2 734 204	26 148 515
8309100000	Crown corks, of base metal	37 815	181 248	236 468	841 464
8309901000	Capsules for bottles, of base metal	6 729	74 447	27 783	772 884
8309902000	Top ends of alum. Cans, of base metal	686 016	6 200 758	3 173 296	29 235 990
8309906000	Aerosol can ends, of tinplate, of base metal	251	29 205	3 786	128 777
8309907000	Other caps for cans, of base metal	78 643	1 049 063	309 042	3 834 162
8309908100	Bottle and screw caps, of aluminium	144	15 769	5 314	213 335
8309908900	Seals & other packing accessories of aluminium	78 098	674 404	490 901	5 331 109
8309909100	Other of bottle and screw caps	10 063	39 885	14 087	265 257
8309909910	Bungs for metal drums; bung covers; seals; case corner protectors	25 420	178 472	244 498	1 858 576
8309909990	Threaded bungs for aluminium covers; seals; case corner protectors	103 220	1 361 123	673 308	9 726 603
8310000000	Plates; Signs, name, add & similar, number, letter, of base metal, excl	42 201	378 476	471 733	4 315 787
8311100010	Coated electrodes of base metal, for electric arc-welding : In rolls	566 214	4 888 227	741 389	6 436 941
8311100090	Coated electrodes of base metal, for electric arc-welding, In other than	1 220 693	18 237 296	1 822 744	25 658 496
8311202010	Cored wire of alloy steel, containing by weight 4,5% / carbon / chromium,	951 627	8 743 208	1 412 006	11 269 001
8311202090	Cored wire of alloy steel, containing by weight 4,5% / carbon / chromium,	92 947	583 390	142 783	1 153 889
8311209010	Part Core wire of alloy steel, containing by weight 4,5% / carbon / chrom, in r	388 568	3 404 909	443 456	5 268 012
8311209090	Part Cored wire of alloy steel, containing by weight 4,5% / carbon / chrom, in r	619 445	4 563 906	918 267	6 184 316
8311302010	Coat rod & Cored wire of alloy steel, containing by weight 4,5% / carbon / chr	109 285	1 716 705	360 811	5 017 887
8311302090	Coat rod & Core wire of alloy steel, containing by weight 4,5% / carbon / chr	4 219	142 543	31 543	6 117 867
8311309010	Part coat rod & Core wire of alloy steel, containing by weight 4,5% / carbon / cl	298 311	3 097 839	866 315	8 323 449
8311309090	Part coat rod & Core wire of alloy steel, containing by weight 4,5% / carbon / cl	863 260	3 566 294	886 429	12 619 475
8311900000	Coated wire / cored with flux material of kind used for soldering &	373 243	4 513 922	1 153 259	9 961 550

I.3. IM POR M ENURUT KOM ODITI / IM PORT BY HS COM M ODITY

*** OKTOBER / OKTOBER 2014 ***

H S	Uraian Komoditi Commodity Description	Berat Bersih / Net Weight (Kg)		Nilai / Value C.I.F (US\$)	
		Bulan ini Current Month	Kumulatif Cum.Jan. to date	Bulan ini Current Month	Kumulatif Cum.Jan. to date
8401100000	Nuclear reactors	0	766 535	0	3 658 608
8401200000	Machinery & apparatus for isotopicseparation & parts thereof	1 062	78 364	37 358	2 000 177
8401300000	Fuel elements (cartridges),non-irradiated	0	34	0	2 990
8401400000	Parts of nuclear reactors	0	6 195	0	1 221 238
8402110000	Watertube boiler with steam production> 45 t/ h with electrical op	952 171	19 484 176	10 246 433	172 185 485
8402120000	Watertube boiler with steam production> 45 t/ h with not electric	0	515 488	0	4 401 541
8402121100	Watertube boilers elect. with a steam15 tons <= steam prod.< 45t	1 895 787	14 493 565	6 127 343	43 296 066
8402121900	Watertube boilers electric with a steamprod < 15 tons /hours	159 824	2 922 100	371 705	10 341 732
8402122100	Watertube boilers not elect. with steam15 tons <= steam prod.< 4	0	360 458	0	1 179 454
8402122900	Watertube boilers not elect with steamprod < 15 tons /hours	75 064	1 458 572	120 000	10 008 308
8402191100	Hybrid boilers with a steam production> 15t/ hour with electrically	0	1 291 049	0	2 777 478
8402191900	Hybrid boilers with a steam production< 15t/ hour with electrically	527 437	4 199 929	820 677	10 911 546
8402192100	Hybrid boilers not elect with a steamproduction exceeding 15t/ hc	0	219 970	0	1 062 657
8402192900	Oth hybrid boiler not elect with a steamproduction not exceeding	326 657	1 905 633	617 231	4 868 547
8402201000	Electric super heated water boilerselectrically operated	555 013	3 640 016	9 963 951	31 343 571
8402202000	Electric super heated water boilerstnot electrically operated	49	102 324	448	296 281
8402901000	Part of boiler bodies or shells	98 748	3 915 077	1 309 912	21 340 978
8402909000	Oth than part of boiler bodies or shells	3 279 113	33 369 059	11 726 745	151 887 207
8403100000	Boilers of central heating boilersther than those of heading 84.02	18 142	824 354	73 047	2 927 248
8403901000	Boiler bodies or shells central heatingboilers oth than those of hea	0	714 919	0	936 102
8403909000	Oth Boiler bodies or shells central heatboilers oth than those of he	66 293	866 363	121 270	2 599 410
8404101010	Soot remover (soot blowers) for usewith boilers of heading 84.02	6 427	584 464	151 504	4 754 900
8404101090	Economiser,super-heaters,gas revererswith boilers of heading 84.(691 589	26 619 804	5 031 854	128 639 969
8404102000	Economiser,super-heaters,gas revererswith boilers of heading 84.(8	363 167	1 124	2 208 056
8404200000	Condensers for steam or other vapourpower units	54 925	646 188	2 107 579	5 468 164
8404901100	Parts boiler bodies or shells of goodsof subheading 8404.10.10 :	0	160 489	0	564 238
8404901900	Part oth than boiler bodies or shells ofgoods of subheading 8404.1	360 372	2 866 212	4 640 962	13 874 664
8404902100	Parts boiler bodies or shells of goodsof subheading 8404.10.20 :	0	2	0	721
8404902900	Part oth than boiler bodies or shellsof goods of subheading 8404.1	0	22 828	0	50 438
8404909000	Other parts of auxiliary machineryfor use with boilers	55 713	2 952 262	288 112	16 309 944
8405100000	Producer gas/ water gas generators,with or without purifiers; acety	0	1 464 284	0	25 090 193
8405900000	Part of producer gas/ water gas generat,with or without purifiers; a	3 425	1 200 820	36 759	62 250 288
8406100000	Turbines for marine propulsion	3	7 907	1 559	539 592
8406810000	Turbines oth than marine propulsion ofan output exceeding 40 M	18 352	11 481 540	14 200	121 105 506
8406820000	Turbines oth than marine propulsion ofan output not exceeding 40	614 174	5 564 860	4 448 836	72 044 758
8406900000	Part of turbines for marine propulsion	337 204	7 267 131	14 117 975	78 362 990
8407100000	Spark ignition reciproc/ rotary internalcombustion piston engines f	21 579	40 719	960 912	17 365 559
8407211000	Outboard motors of a power < 22.38 kw	1 272	13 409	35 149	442 630
8407219000	Outboard motors of a power > 22.38 kw	140 550	1 303 272	2 866 491	29 532 525
8407292000	Other than outboard motorsof a power <= 22.38 kw	0	2 316	0	2 789
8407299010	Outboard motors of a power > 22.38 kw but not exceeding100 kw	18 320	48 710	19 166	30 522
8407299090	Outboard motors of a power > 100 kw	24 446	725 778	101 941	1 740 420
8407310000	Reciprocating piston engine of vichileof chapter 87 ,capacity <=50	0	143	0	8 345
8407321200	Reciproc piston engine of vehicles ofheading 87.11 ,50cc< capacity	0	391	0	11 306
8407321900	Reciproc piston engine of vhl of head8701,8711 with capacity <= 1	41 183	179 021	144 487	573 051
8407322100	Reciproc piston engine of vehicles ofheading 87.01 ,110cc>capacit	0	18	0	795
8407322200	Reciproc piston engine of vehicles ofheading 87.11 ,110cc> capacil	102 980	925 540	2 127 666	15 298 846
8407322900	Reciproc piston engine of vhl of head8701,8711 with >110 cc cap <	434	46 978	8 986	332 076
8407332000	Reciproc piston engine of vehicles ofhead 87.11 ,250cc> capacity <	0	11 701	0	127 804
8407339000	Reciproc piston engine of vehicles of8701,8711 with capacity <= 11	5 521	45 371	95 026	792 516
8407344000	Fully assemb for pedestrian controllertractors with cyl cap < 1100	723	1 245	21 105	35 175
8407346000	Fully assemb for oth vhl of heading8711 with cyl cap < 1100 cc	1 255	8 800	16 504	130 785
8407347100	Fully assembled of a cylinder capacitynot exceeding 2000 cc	230 573	2 112 718	2 632 299	29 386 995
8407347200	Fully assembled of > 2000 cc a cylindercapacity < 3000 cc	0	202 075	0	123 904
8407347300	Fully assembled of a cylinder capacityexceeding 3000 cc	301 546	1 928 029	4 901 626	35 084 935
8407349100	Fully assembled for pedestriancontrolled tractors of cyl cap <1100	0	671	0	5 082
8407349200	Fully assembled for other vehiclesof heading 8701	0	609	0	33 661
8407349300	Fully assembled for other vehiclesof heading 8711	8	16 902	1 899	397 741
8407349400	Fully assembled for oth vehicles ofcylinder capacity not exceeding	267 553	2 753 087	2 742 266	31 380 014
8407349500	Fully assembled for oth vehicles of> 2000 cc cylinder capacity < 30	138	487	12 819	23 844
8407349900	Fully assembled for oth vehicles ofcylinder capacity exceeding 300	26 088	189 715	456 767	3 381 234
8407901000	Other engines of a power notexceeding 18,65 kw	392 693	5 741 178	1 965 574	25 554 214
8407902000	Other engines of a power exceeding18,65 kw but notexceeding 22	4	26	182	1 789
8407909000	Other engines of a powerexceeding 22,38 kw	895 367	2 072 665	3 106 577	8 582 139

I.3. IM POR M ENURUT KOM ODITI / IM PORT BY HS COM M ODITY
 *** OKTOBER / OKTOBER 2014 ***

H S	Uraian Komoditi Commodity Description	Berat Bersih / Net Weight (Kg)		Nilai / Value C.I.F (US\$)	
		Bulan ini Current Month	Kumulatif Cum.Jan. to date	Bulan ini Current Month	Kumulatif Cum.Jan. to date
8408101000	Marine propulsion engines,of a power not exceeding 22.38 kw	19 088	112 240	441 668	759 403
8408102000	Marine propulsion engines,of a powerexc 22.38 kw but not exc 10	44 947	869 510	63 664	5 248 078
8408109010	Marine propulsion engines,of a powerexc 100 kw but not exc 750	57 683	999 715	680 394	11 350 083
8408109090	Marine propulsion engines,of a powerexceeding 750 kw	136 042	2 076 088	1 690 005	39 774 898
8408201000	Fully assembled for vehiclesof subheading 8701.10	1 475	138 438	64 517	2 260 590
8408202100	Fully assembled for vehicles ofsubhd 8701.10 of cyl cap <2000 cc	313 017	1 450 739	228 789	3 442 862
8408202200	Fully assembled for vehicles ofsubhd 8701 of >2000 cc cyl cap <35	898 311	11 927 852	10 621 574	145 463 599
8408202310	Fully assembled for vehicles ofsubhd 8701.10 of cyl cap > 3500 cc	3 041	315 033	106 925	4 059 262
8408202320	Fully assembled for vehicles ofsubhd 8701.10 of cyl cap > 20000 cc	16 058	149 300	270 362	3 590 466
8408209300	Oth for vehicles of subheading 8701.10	290	95 552	9 153	2 843 497
8408209400	Oth for vehicles of subheading 8701.10 with cyl capacity < 2000 cc	257	8 361	15 533	232 408
8408209500	Oth for vehicles of subheading 8701.10 with > 2000 cc cyl capacity	0	7 474	0	117 275
8408209610	Oth for vehicles of subheading 8701.10 with > 3500 cc cyl capacity	328 896	3 418 322	783 587	14 737 467
8408209620	Oth for vehicles of subheading 8701.10 with cyl capacity > 20000 c	36 551	176 143	1 108 520	5 632 328
8408901000	Other engines with power < 18,65 kw	944 802	6 786 493	882 618	8 830 620
8408905020	Other engines with power > 100 kw forrailway locomotives or tran	0	2 677	0	32 077
8408905030	Other engines with power > 100 kw forheading 8429 or 8430	326 009	2 489 777	2 879 023	29 231 970
8408905090	Other engines with power > 100 kw forheading 8429 or 8430	292 375	3 451 161	1 567 325	16 133 973
8408909100	Egn of power exc 100 kw oth formachinery heading 8429 or 8430	76 427	997 254	1 240 017	14 290 392
8408909910	Compression with diesel or semi-dieselof railway locomotiv or tra	784	2 089	16 982	37 771
8408909990	Compres with diesel or semi-diesel othof railway locomotiv or tra	1 454 712	12 020 349	2 494 617	33 007 247
8409100000	Parts suitable for use with the engineof heading 8407 or 8408 of a	24	1 932	11 786	72 038
8409911100	Combustion piston egn for machin of head8429 or 8430 of carbur	10 117	178 187	600 688	11 927 517
8409911200	Combustion piston egn for machin of head8429 or 8430 of cylindr	1 946	37 755	37 101	478 405
8409911300	Cylinder liners with internal diameter50 mm <= 155 mm of head 8	1 021	12 479	37 707	247 323
8409911400	Oth cylinder liners with internal diamtr50 mm <= 155 mm of head	2 123	60 146	31 180	1 282 831
8409911500	cylinder heads & head covers formachinery heading 8429 ot 8430	6 047	75 933	222 342	1 869 908
8409911600	Pistons with an external diameter of50 mm <= 155 mm of head 84	6 676	64 711	139 081	1 455 191
8409911700	Oth pistons with an external diameter of50 mm <= 155 mm of hea	17 630	84 154	94 431	527 932
8409911800	Piston rings & gudgeon pins formachinery heading 8429 ot 8430	4 049	101 277	72 638	2 015 700
8409911900	Oth parts suitable for use with theengine machinery heading 8429	31 418	679 018	405 188	14 896 237
8409912100	Carburettors & parts there of vehiclesof heading 8701	1	1 232	20	19 332
8409912200	Cylinder blocks for machinery heading8701	4 951	10 947	6 145	61 236
8409912300	Cylinder liners with internal diameter50 mm <= 155 mm of headin	0	20	0	992
8409912400	Oth cylinder liners with internal diamtr50 mm <= 155 mm of headi	2 587	47 927	18 032	269 294
8409912500	cylinder heads & head covers formachinery heading 8701	6 400	106 412	6 874	337 219
8409912600	Pistons with an external diameter of50 mm <= 155 mm of heading	8 426	10 568	10 856	35 146
8409912700	Oth pistons with an external diameter of50 mm <= 155 mm of hea	0	2 650	0	179 218
8409912800	Piston rings & gudgeon pins formachinery heading 8701	3 617	44 289	205 489	2 319 241
8409912900	Oth parts suitable for use with theengine machinery of heading 87	11 382	56 473	64 360	508 847
8409913100	Carburettors & parts there of vehiclesof heading 8711	96 787	763 275	762 415	20 484 263
8409913200	Cylinder blocks; crank cases formachinery of heading 8711	41 260	608 260	746 855	8 508 907
8409913400	Cylinder liners for machinery ofheading 8711	74 623	986 349	505 847	4 676 524
8409913500	Cylinder heads & head covers formachinery of heading 8711	5 048	59 190	76 865	859 983
8409913700	Pistons for machinery of heading 8711	7 692	335 209	141 422	3 448 244
8409913800	Piston rings & gudgeon pins formachinery of heading 8711	29 908	217 935	873 851	8 525 389
8409913900	Oth parts suitable for use with theengine for machinery of heading	177 203	1 813 875	3 677 197	48 997 973
8409914100	Carburettors & parts there of vehiclesof heading 87	70 951	928 337	1 807 418	22 370 757
8409914200	Cylinder blocks; crank cases formachinery of heading 87	1 037 503	11 054 858	7 832 850	83 994 662
8409914300	Cylinder liners with internal diameter50 mm <= 155 mm of headin	3 593	14 423	70 036	221 782
8409914400	Other cylinder liners with the enginefor machinery of heading 87	14 983	270 559	241 331	3 102 896
8409914500	Cylinder heads & head covers formachinery of heading 87	203 236	2 230 341	2 364 413	25 726 120
8409914600	Pistons with an external diameter of50 mm <= 155 mm of heading	67 723	691 970	898 043	9 278 802
8409914700	Oth pistons with an external diameter50 mm <= 155 mm of headir	19 821	132 149	94 422	1 203 684
8409914800	Piston rings & gudgeon pins formachinery heading 87	22 323	223 924	905 992	8 088 003
8409914900	Oth parts suitable for use with theengine for machinery of heading	1 639 670	17 894 782	18 070 061	169 091 206
8409915100	Cyl block,crank case,marine propul engpower<= 22.38kw for vesse	6 013	49 396	80 156	3 434 511
8409915200	Cyl liners, power < 22,38 kw of diamtr=>50 mm<155 mm for vesse	57	734	2 123	31 200
8409915300	Oth cyl liners,power < 22,38 kwfor vessel of heading 89	247	16 598	16 760	46 847
8409915400	Pistons, power< 22,38 kw of diamtr=>50 mm<155 mm for vessel c	59 922	249 205	112 609	1 984 461
8409915500	Oth pistons, power< 22,38 kwfor vessel of heading 89	229	5 793	3 364	494 240
8409915900	Oth suitable for use with the egn ofpower < 22,38 kw for vssl of he	76 650	820 828	743 373	7 582 623
8409916100	Cyl block,crank case,marine propul engpower > 22.38kw for vessel	0	2 238	0	24 352
8409916200	Cyl liners, power > 22,38 kw of diamtr=>50 mm<155 mm for vesse	54 000	186 374	67 101	275 201

I.3. IM POR M ENURUT KOM ODITI / IM PORT BY HS COM M ODITY

*** OKTOBER / OKTOBER 2014 ***

H S	Uraian Komoditi Commodity Description	Berat Bersih / Net Weight (Kg)		Nilai / Value C.I.F (US\$)	
		Bulan ini Current Month	Kumulatif Cum.Jan. to date	Bulan ini Current Month	Kumulatif Cum.Jan. to date
8409916300	Oth Cyl liners, power>22,38 kw of diamtr=>50 mm<155 mm for ve	10 729	189 433	85 248	1 107 621
8409916400	Pistons, power > 22,38 kw of diamtr=>50 mm<155 mm for vessel c	8 372	112 966	22 734	215 791
8409916500	Other piston for marine propulsionengines of power > 22.38 kw	508	12 556	4 115	200 180
8409916900	Oth suitable for use with the egn ofpower > 22,38 kw for vssl of he	23 073	353 764	37 447	1 914 783
8409917100	Carburettors & parts there of other eng	4 832	51 348	6 855	284 561
8409917200	Cylinder blocks for other engine	26 532	1 410 493	36 057	1 143 575
8409917300	Cyl liners for other engine with=>50 mm diameter <155 mm	3 877	87 314	43 069	604 560
8409917400	Oth cyl liners for other engine	2 328	315 659	161 867	673 091
8409917500	Cyl heads & head covers for other eng	231	41 519	6 763	237 022
8409917600	Pistons for other engine with=>50 mm diameter <155 mm	16	1 290	81	25 636
8409917700	Oth pistons for other engine	1 385	37 849	46 738	297 804
8409917800	Pistons rings & gudgeon pins forother engine	1 432	26 060	42 909	410 832
8409917900	Other parts for engines	350 116	3 269 701	921 574	12 025 929
8409991100	Carburettors & parts there of for enginof machinery of head 8429	3 373	19 137	69 366	745 628
8409991200	cylinder blocks for engine of machineryof heading 8429/ 8430	4 848	91 402	109 779	1 655 241
8409991300	Cyl liners for eng mach head 8429/ 8430with =>50 mm diameter <	185	6 321	6 827	71 483
8409991400	Other cylinder liners for engineof machinery of head 8429/ 8430	69 787	313 840	1 715 828	8 261 095
8409991500	Cinder head & head covers for engineof machinery of head 8429/	35 428	291 369	868 250	7 691 625
8409991600	Pistons for eng mach of head 8429/ 8430with =>50 mm diameter <	366	4 174	7 477	65 710
8409991700	Other piston for engin of machineryof heading 8429/ 8430	2 131	45 904	46 342	726 825
8409991800	Pistons rings & gudgeon pins for engineof machinery of head 8429	1 548	18 452	35 206	430 557
8409991900	Other engine of machinery ofheading 8429 or 8430	43 042	485 134	908 061	6 953 085
8409992100	Carburettors & parts there of for enginof vehicles of heading 8701	2 395	70 936	3 979	139 516
8409992200	Cylinder blocks for engin of vehiclesof heading 8701	12 442	319 728	42 979	535 863
8409992300	Cyl liners for engine of vehicles ofwith =>50 mm diameter <155 m	0	1 155	0	45 133
8409992400	Other cylinder liners for enginesof vehicles of heading 8701	78	12 765	5 107	23 260
8409992500	Cyl heads & head covers forengines of vehicles of heading 8701	468	24 816	12 499	303 703
8409992600	Pistons for eng of vhl head 8701with =>50 mm diameter <155 mm	3	252	65	6 338
8409992700	Oth pistons for engines ofvehicles of heading 8701	0	211	0	6 224
8409992800	Pistons rings & gudgeon pins forengines of vehicles of heading 870	233	1 674	11 216	67 584
8409992900	Other for engines of vehicles of heading 8701	17 562	338 345	34 245	549 530
8409993100	Carburettors & parts there of for enginof vehicles of heading 8711	0	23 427	0	119 667
8409993200	Cylinder blocks; crank cases forengines of vehicles of heading 8701	1 514	42 189	1 450	281 013
8409993300	Cylinder liners for enginesof vehicles of heading 8711	498	4 707	2 365	73 055
8409993400	Cyl heads & head covers forengines of vehicles of heading 8711	379	1 957	13 878	72 609
8409993500	Pistons for engines of vehiclesof heading 8711	266	5 692	4 707	116 431
8409993600	Pistons rings & gudgeon pins forengines of vehicles of heading 871	133	9 987	2 393	439 391
8409993900	Other for engines of vehiclesof heading 8711	33 466	492 719	796 662	10 680 914
8409994100	Carburettors & parts there of for enginof oth vehicles of chapter 8	1 123	6 859	11 746	29 889
8409994200	Cylinder blocks;crank case for enginesof oth vehicles of chapter 87	831 730	8 286 897	4 558 767	63 861 071
8409994300	Cyl liners for eng of oth vhl of chap 87with =>50 mm diameter <15	18 752	123 529	200 649	1 541 611
8409994400	Other cylinder liners for enginesof oth vehicles of heading 8701	9 799	126 381	117 105	576 525
8409994500	Cyl heads & head covers for enginesof oth vehicles of chapter 87	125 516	1 713 361	1 344 191	18 543 123
8409994600	Pistons for eng of oth vhl chapter 87with =>50 mm diameter <155	4 909	144 605	51 848	1 369 897
8409994700	Other piston for engines ofother vehicles of chapter 87	37 767	116 435	76 477	430 174
8409994800	Pistons rings & gudgeon pins forengines of oth vehicles of chapter	29 002	375 698	274 294	3 064 575
8409994900	Other for engines of othervehicles of chapter 87	755 636	10 213 126	6 614 587	123 109 271
8409995100	Cyl block crank case,marine propuls.eng, power<= 22.38kw for vss	170	3 276	1 500	26 689
8409995200	Cyl liners of power<=22,38 kw of diamtr=>50 mm<155 mm for ves	87	2 223	177	11 775
8409995300	Other cylinder liners for engines vssl of chapter 89 wit power < 22,;	1	7 839	1	47 133
8409995400	Pistons for vssls eng <= 22,38 kw of=>50 mm diamtr <= 155 mm of	0	668	0	1 171
8409995500	Other piston for eng of vssl of chap 89 with mar propul eng of pow	2	1 226	62	7 004
8409995900	Oth.for vssls chapt.89,marine propul eng of a power<= 22.38 kw,cr	7 716	102 343	90 150	925 372
8409996100	Cyl.block,crank case,marine propuls.eng, power>= 22.38kw for vss	42	278	8 394	51 391
8409996200	Cyl liners for vssl eng >= 22,38 kw of=>50 mm diamtr <= 155 mm c	10 761	77 145	308 939	2 930 311
8409996300	Other cylinder liners for marinepropulsion engines of power > 22,;	10 324	109 252	71 763	588 265
8409996400	Pistons for vssls eng >= 22,38 kw of=>50 mm diamtr <= 155 mm of	3 004	54 184	24 893	814 322
8409996500	Other piston for marine propulsionengines of power > 22,38 kw	13 184	124 388	271 232	1 588 499
8409996900	Other for marine propulsion enginesof a power > 22,38 kw	479 349	4 337 013	3 538 145	32 363 448
8409997100	Carburettors & parts there of forother engines	6 964	130 134	108 615	1 081 698
8409997200	Cylinder blocks for other engines	19 834	105 566	481 978	2 615 383
8409997300	Cylinder liners for other engines with=>50 mm diamtr <= 155 mm	96	7 992	535	11 623
8409997400	Other cylinder liners for other engines	42 808	282 559	166 745	2 923 646
8409997500	Cyl heads & head covers for other engine	18 829	117 470	236 124	2 129 619

I.3. IM POR M ENURUT KOM ODITI / IM PORT BY HS COM M ODITY

*** OKTOBER / OKTOBER 2014 ***

H S	Uraian Komoditi Commodity Description	Berat Bersih / Net Weight (Kg)		Nilai / Value C.I.F (US\$)	
		Bulan ini Current Month	Kumulatif Cum.Jan. to date	Bulan ini Current Month	Kumulatif Cum.Jan. to date
8409997600	Pistons for other engines with=>50 mm diamtr <= 155 mm	3 443	16 994	10 947	153 761
8409997700	Oth pistons for other engines	40 882	249 141	253 116	3 403 993
8409997800	Pistons rings & gudgeon pins for other engines	9 563	89 166	48 007	540 320
8409997900	Other than for engines	819 072	7 857 318	5 746 454	30 174 621
8410110000	Hydraulic turbine & water wheelsof power <= 1,000 kw	42 241	359 580	93 253	2 009 308
8410120000	Hydraulic turbines and water wheels of>1,000 kw power < 10,000	11 542	332 767	13 547	4 486 870
8410130000	Hydraulic turbines and water wheels ofwith a power exceeding 10	0	143	0	387
8410900000	Parts, including regulators ofhydraulic turbins and water wheels	92 339	1 465 647	271 869	8 366 949
8411110000	Turbo-jets of a thrust not exceed 25 kn	15 418	516 744	271 682	7 767 728
8411120000	Turbo-jets of a thrust exceeding 25 kn	8 386	26 679	1 245 985	4 117 498
8411210000	Turbo-propellers of a powernot exceeding 1,100 kw	6 553	49 749	266 072	5 586 860
8411220000	Turbo-propellers of a powerexceeding 1,100 kw	6 448	19 654	172 222	10 992 291
8411810000	Other gas turbines of a powernot exceeding 5,000 kw	13 000	230 469	1 485 000	20 650 697
8411820000	Other gas turbines of a powerexceeding 5,000 kw	32 297	77 554	8 203 051	18 657 982
8411910000	Parts of turbo-jets/ turbo-propellers	1 820	21 307	290 982	1 206 996
8411990000	Oth Parts of turbo-jets/ turbo-propellers	212 080	4 115 741	15 461 887	199 777 916
8412100000	Reaction engines oth than turbo-jets	54 426	145 409	1 020 751	2 520 231
8412210000	Hydraulic power engines and motorswith linear acting (cylinders)	336 105	2 576 375	3 026 628	23 530 050
8412290000	Hydraulic power engines and motorswith other linear acting (cylind	298 393	3 938 493	4 937 104	57 026 558
8412310000	Pneumatic power engines andmotors with linear acting (cylinders)	53 322	477 271	1 162 249	7 584 391
8412390000	Pneumatic power engines and motorswith other linear acting (cyli	22 114	303 200	751 293	7 008 212
8412800000	Oth engines and motors	140 831	1 745 658	1 325 031	15 444 965
8412901000	Parts of engines of subheading 8412.10	208	1 722	7 951	89 508
8412909000	oth parts of engines of subheading 841	162 916	1 198 705	2 634 803	20 214 115
8413110000	Pumps for dispensing fuel/ lubricants ofthe type used in fill station/	90 520	735 173	713 928	12 147 410
8413190000	OthPumps for dispens fuel/ lubricants ofthe type used in fill station	123 956	3 356 104	2 423 121	25 799 114
8413201000	Water pump for hand pump, oth than those of subheading 8413.1	38 673	364 406	137 639	1 019 630
8413209000	Oth Water pump for hand pump, oth than those of subheading 841	54 911	582 133	194 088	3 085 619
8413301200	Recipro/ rotary for water pumps/ fuel ofkind eng of mtr vhl head 8	263 985	2 190 361	3 033 479	49 845 891
8413301900	Reciprocating or rotary type for cooled pumps for intern combu	176 982	2 083 527	2 009 269	23 735 669
8413302100	Centrifugal type for water pumps/ fuel ofkind eng of mtr vhl head {	224 453	2 050 513	911 433	25 007 355
8413302900	Centrifugal type for cooling mediumpumps for intern combustion	7 869	168 495	137 082	2 565 248
8413309200	Other water pumps or fuel pumps of kindused for eng of mtr vhl h	340 834	3 884 077	9 034 377	114 899 273
8413309900	Other Cooling medium pumps for internal combustion piston engir	293 846	3 028 125	6 537 628	67 368 424
8413400000	Concrete pumps	67 273	788 311	341 384	7 458 840
8413503000	Oth reciproc positif displacement pumps, of water pumps with flov	15 502	1 109 770	484 221	3 107 134
8413504000	Oth reciproc (+) displmnt pumps, of waterpumps with >8000m/h fl	1 409	52 306	19 597	1 617 118
8413509000	Oth reciproc positif displacement pumps, of water pumps with flov	305 094	2 110 772	7 692 120	42 211 079
8413603010	Oth rotary positive displacement pumps, elctrly operated with flov	984	97 739	8 034	1 356 483
8413603020	Oth rotary positive displmnt pumps, notelctrly operated with flow	14 181	194 050	91 250	968 326
8413604000	Oth rotary (+) displmnt pumps, of waterpumps with>8000m/h flow	379	20 756	1 321	124 445
8413609000	Oth rotary positive displacementpumps, with flow rate > 13000 m.	134 607	1 603 774	1 952 380	21 484 682
8413701100	Oth Ctrfgl pumps; sgl stage, water pmp for belt drvr / drct coupl with	11 272	398 162	122 295	3 420 874
8413701900	Oth centrifugal pumps; single suctionhorizontal shaft water pumps	459 197	3 896 709	7 347 850	50 896 182
8413703100	Submersible water pumps with an inlet diameter <= 200 mm	123 164	1 171 433	369 293	3 487 464
8413703900	Submersible water pumps with an inlet diameter => 200 mm	197 994	1 351 472	542 774	6 980 161
8413704110	Oth water pumps of flow rate<8000m/h ofwith diamtr>200 mm of	228 523	2 738 809	1 003 190	9 757 262
8413704120	Oth water pumps of flow rate<8000m/h ofwith diamtr>200 mm of	30 295	629 825	85 979	4 148 259
8413704900	Oth water pumps of flow rate<8000m/hwith inlet diameter > 200	140 046	649 302	3 559 965	8 242 925
8413705100	Oth water pumps with > 8000 m/h flowrate <= 13000 m/h of dian	1 133	28 222	45 520	617 071
8413705900	Oth water pumps with flow rate>13000 m/hwith an inlet diameter	8 368	130 899	160 016	1 552 621
8413709100	Oth pumps with shafts common with theprime mover of an inlet d	4 229	211 434	48 738	4 658 671
8413709900	Oth pumps with shafts common with theprime mover of an inlet d	299 995	4 802 951	3 933 623	62 848 566
8413811110	Water pump with flow rate <= 8000 m/hwith electrically operated	67 217	868 773	500 854	4 342 668
8413811120	Water pump with flow rate <= 8000 m/hwith not electrically oper	282 933	2 138 291	427 064	3 480 053
8413811200	Water pump with > 8000 m/hflow rate <= 13000 m/h	73 789	443 464	407 249	3 296 095
8413811900	Water pump with flow rate >= 13000 m/h	355 442	2 886 854	4 025 436	35 552 998
8413820010	Liquid elevators with electrically operated	121 512	1 337 762	582 129	14 515 348
8413820020	Liquid elevators with not electrically operated	76 769	488 533	2 234 669	15 740 012
8413911000	Part of pumps subheading 8413.20.10	434 206	5 339 993	351 175	5 796 234
8413912000	Part of pumps subheading 8413.20.90	18 335	113 413	40 026	878 665
8413913000	Part of pumps subheading 8413.70.11 and 8413.70.19	17 298	537 873	394 063	4 703 635
8413914000	Part of other centrifugal pumps	1 016 662	5 498 336	5 353 764	46 189 594
8413919000	Part of other pumps	2 077 707	13 010 185	12 089 166	116 882 235

I.3. IM POR M ENURUT KOM ODITI / IM PORT BY HS COM M ODITY

*** OKTOBER / OKTOBER 2014 ***

H S	Uraian Komoditi Commodity Description	Berat Bersih / Net Weight (Kg)		Nilai / Value C.I.F (US\$)	
		Bulan ini Current Month	Kumulatif Cum.Jan. to date	Bulan ini Current Month	Kumulatif Cum.Jan. to date
8413920000	Part of liquid elevators	743	38 495	22 223	542 867
8414100000	Vakum pumps	86 146	1 299 078	1 248 256	14 403 768
8414201000	Hand or foot operated air pumps;for bicycle pumps	329 235	2 048 171	245 077	1 803 165
8414209000	Other Hand or foot operated air pumps	250 400	1 321 232	3 220 196	6 665 449
8414302000	Compressors of kind used in refrigeratequipment for automotive /	96 632	1 936 004	1 285 681	15 457 935
8414303000	Compressors of kind used in refrigeratequipment oth of seal unit f	17 464	195 788	73 197	2 043 515
8414304000	Compr kind refrgt eqp oth with cap refr>21.10 kw or displacmnt p	463 544	4 076 896	2 245 515	23 312 184
8414309000	Compr kind refrgt eqp oth with cap refr<21.10 kw or displacmnt p	4 544 010	41 386 932	18 667 660	219 811 582
8414400000	Air compressors mounted ona wheeled chasis for lowing	419 845	4 262 708	2 995 248	22 889 742
8414511000	Table fans and box fans	18 451	163 040	106 455	1 125 687
8414519100	Fans with protective screen	99 847	435 860	468 880	2 157 666
8414519900	Other fans with protective screen	39 901	426 835	87 236	874 508
8414592000	Explosion-proof air fans of kind used inunderground mining with c	6 160	19 083	68 536	238 155
8414593000	Blower with capacity < 125 kw	285 064	2 240 370	1 121 695	11 273 356
8414594100	Fans of a capacity <125 kw withprotective screen	2 876	6 246	10 375	122 437
8414594900	Oth fans of a capacity <125 kw withprotective screen	8 524	518 336	417 607	6 497 091
8414595000	Fans window with blowers	335 591	2 853 814	4 371 586	15 870 572
8414599100	Fans floor with protective screen	539	25 015	52 725	217 100
8414599900	Oth fans floor with protective screen	130 342	3 068 138	1 529 851	29 333 677
8414601100	Hoods have max horizon side<120 cm,fitwith a filter for laminer a	67 807	454 212	323 536	2 161 252
8414601900	Hood have max horiz side<120 cm,oth fitwith a filter for laminer a	11 944	256 011	134 141	1 735 274
8414609100	Hoods having maximum horizontal side<120 cm, to suitable for inc	4 295	606 556	36 140	2 735 627
8414609900	Hoods having maximum horizontal side<120 cm,oth suitable for in	9 762	180 500	33 047	714 776
8414801300	Hoods have max horizon side>120 cm,fitwith a filter for laminer a	0	35 350	0	651 937
8414801400	Hood have max horizon side<120 cm,fitwith a filter for laminer ai	12 993	855 684	213 301	8 076 155
8414801500	Hoods have max horizontal side>120 cm,no fit with filter suitable	34 654	504 247	200 586	3 776 225
8414801900	Hoods have max horizontal side>120 cm,no fit with filter,not suit	2	48 187	140	1 486 164
8414803000	Hoods have max horizon side<120 cm offree piston generators for	36 221	213 779	775 796	6 097 383
8414804100	Gas compr modul for use in oil drill oththan those of subhd 841430	70 932	1 058 255	2 056 950	48 101 593
8414804900	oth Gas compr modul for use in oil drilloth than those of subhd 84	503 033	5 994 438	5 660 997	100 017 425
8414805000	Hoods having maximum horizontalside < 120 cm for air pumps	57 272	646 087	262 236	3 618 256
8414809000	Hoods having maximum horizontalside > 120 cm for air pumps	475 739	5 157 520	6 178 822	62 849 272
8414901300	Parts of pumps or compressors forgoods of subheading 8414.10	72 477	656 822	258 502	3 512 253
8414901400	Parts of pumps or compressors forgoods of subheading 8414.20	1 230	18 941	4 954	109 120
8414901500	Parts of pumps or compressors forgoods of subheading 8414.30	462 602	2 817 019	5 457 615	58 115 122
8414901600	Parts of pumps or compressors forgoods of subheading 8414.40	63 697	512 563	172 897	1 960 370
8414901900	Oth parts of pumps or compressors forgoods of subheading 8414.	743 541	9 945 198	7 069 576	64 762 788
8414902100	Part of kind for fans suitable use ingoods of heading 8415, 8418, 8	24 596	490 341	204 567	2 987 488
8414902900	Oth part of kind for fan suitable use ingoods of heading 8415, 841	1 237 527	9 521 120	3 628 685	27 062 290
8414903100	Hoods for goods of subheading 8414.60	629	39 048	4 350	414 514
8414903200	Hoods for goods of subheading 8414.80	48 459	526 638	1 209 969	6 870 803
8415101000	AC mach, windows/ wall types self-containor "split system" & out p	6 701 545	45 308 903	38 633 287	269 639 393
8415109000	AC mach, windows/ wall types self-containor "split system" & out p	208 691	1 236 044	2 013 658	11 470 005
8415201000	AC machine of a kind used for persons,in motor vehicles an out pu	10 150	52 173	42 500	205 262
8415209000	AC machine of a kind used for persons,in motor vehicles an out pu	327	6 420	5 283	45 425
8415811100	Inc.refri, reversible heat pump,used in aircraft of an output <= 21.10	0	21 881	0	107 282
8415811200	Inc.refri, revers heat pump,use in aircraft oput>21.10kw,air flow>6	151	141 844	2 142	387 601
8415811900	Inc.refri, revers heat pump,use in aircraft oput>21.10kw,air flow<6	245 370	583 907	1 711 608	4 931 820
8415812100	Inc.refri, revers heat pump,use in railway rolling stock an output<2	0	900	0	61 796
8415812900	Inc.refri, revers heat pump,use in railway rolling stock an output>2	376	33 779	913	272 500
8415813100	Inc.refri, revers heat pump u in vhl oththose of subhd 8415,20 outp	4 867	32 038	46 254	294 270
8415813900	Inc.refri, revers heat pump u in vhl oththose of subhd 8415,20 outp	5 642	164 827	18 681	1 283 979
8415819100	Refri,revrs heat pump,oth.use arcrf,railroad,output>21.10kw,airfl>	11 976	116 929	89 750	920 731
8415819300	Refri,revrs heat pump,oth.use arcrf,railroad,output<21.10kw	1 656	109 981	3 139	603 628
8415819400	Refri,revrs heat pump,oth.use arcrf,railroad,output<21.10kw but<	0	22 754	0	91 138
8415819900	Refri,revrs heat pump,oth.use arcrf,railroad,output>21.10kw but>	9 695	521 379	149 542	6 011 571
8415821100	Oth,incorp a refri unit of use aircraft,output>21.10kw,each evapat	0	10 729	0	47 389
8415821900	Oth,incorp a refri unit of use aircraft,output<21.10kw,each evapat	2 638	190 097	33 779	1 543 455
8415822900	Oth,incorporat refri unit of a kind used in railway roll stock outnpu	0	26 776	0	1 504 789
8415823900	Oth,incorporat.a refri use in road vhcle oth.those subhd8415.20 oi	6 256	48 880	30 509	434 838
8415829100	Oth,incorporat.refri unit oth.used in arcrft,railwy,rd vhl an uotput<	217 240	1 603 701	1 439 067	14 138 924
8415829900	Oth,incorporat.refri unit oth.used in arcrft,railwy,rd vhl an uotput>	169 795	859 161	1 364 286	7 955 415
8415831100	Not incorp a refri unit of used in aircraft,output>21.10kw,airflw>67	0	384 390	0	1 322 038
8415831900	Not incorp a refri unit of used in aircraft,output<21.10kw,airflw<67	4 885	456 407	51 174	3 528 804

I.3. IM POR M ENURUT KOM ODITI / IM PORT BY HS COM M ODITY

*** OKTOBER / OKTOBER 2014 ***

H S	Uraian Komoditi Commodity Description	Berat Bersih / Net Weight (Kg)		Nilai / Value C.I.F (US\$)	
		Bulan ini Current Month	Kumulatif Cum.Jan. to date	Bulan ini Current Month	Kumulatif Cum.Jan. to date
8415832900	Not incorporating a refrigrating unitof used in aircraft with output:	0	1 745	0	10 557
8415839100	Not inc.a refri unit of kind Non usedaircrf,railway,vhl an out put < :	50 546	523 645	199 964	2 329 105
8415839900	Not inc.a refri unit of kind Non usedaircrf,railway,vhl an out put > :	173 021	2 196 334	1 377 647	17 728 650
8415901300	Parts AC machines of kind used in aircf,railway with an output < 21	1 171	13 338	16 282	184 934
8415901400	Parts AC mach with an output <21,10 kwof evapor/condensers for	327 676	2 595 527	3 209 132	30 414 038
8415901910	Parts AC mach with an output <21,10 kwof chasis or cabinets, welk	124 658	813 673	330 888	2 342 705
8415901990	Parts AC mach with an output <21,10 kwoth than of chasis / cabin:	572 467	5 045 197	3 410 305	41 075 318
8415902500	Parts of mach with>21,10kw otput<26,38kw with evap<67,96 m/n	5 318	172 457	51 974	1 307 615
8415902600	Parts of mach with>21,10kw otput<26,38kwof kind used in aircf/r:	24	30 828	228	148 126
8415902900	Parts of mach with>21,10kw otput<26,38kwof kind used in motor	4 706	126 699	67 076	820 491
8415903500	Part mach with>26,38 kw output<52,75 kwwith evap>67,96 m/m	5 567	179 921	135 859	1 770 823
8415903900	Part mach with>26,38 kw output<52,75 kwwith evap<67,96 m/m	4 119	47 890	21 217	295 958
8415904500	Parts of mach with an output > 52,75 kwwith evapor > 67,96 m/m	51 323	780 241	987 485	12 230 888
8415904900	Parts of mach with an output < 52,75 kwwith evapor > 67,96 m/m	493 848	2 906 416	1 945 291	16 388 748
8416100000	Furnace burners for liquid fuel	44 050	522 969	815 060	6 134 039
8416200000	Other furnace burners,including combination burners	1 397 922	16 553 692	6 300 698	60 779 190
8416300000	Mechanical stokers,including their mech grate,mech ash discharg	3 577	310 299	117 647	1 112 229
8416900000	Parts of furnaces burners for liquid orsolid or gas fuel, mechanical	917 465	2 444 516	7 336 101	23 383 679
8417100000	Furnace& oven for the roast,melt/oth heatreat,of ores,pyrite met:	1 311 549	12 877 101	5 380 799	58 016 909
8417200000	Bakery ovens,including biskuit ovens	90 475	936 142	361 480	14 589 835
8417800000	Incinerators, non-electric	3 494 410	15 865 297	11 924 018	76 404 426
8417900000	Part of industrial/ laboratory furnaces & oven,including incinerator:	6 267 100	30 802 887	22 871 529	106 054 645
8418101010	Refri-frez,fitt with separate externaldoor;household type with< 23	116 129	1 122 342	341 858	3 380 873
8418101090	Refri-frez,fitt with separate externaldoor;household type with> 23	1 199 948	8 204 601	4 991 242	33 736 314
8418109000	Refri-frez,fitt with separate externaldoor, industri type	111 966	726 775	435 112	3 276 001
8418210010	Refrigerator,household type withcompression type of capacity < 2	18 180	119 020	53 198	541 041
8418210090	Refrigerator,household type withcompression type of capacity > 2	10 762	187 833	91 093	1 381 623
8418290010	Refrigerator,household type oth thancompress type of capacity<=:	122	56 058	2 148	396 626
8418290090	Refrigerator,household type oth thancompres type of capacity > 2	217	12 556	5 756	61 974
8418301000	Freezer of the chest type,not exceed 200 i capacity	109 171	655 622	341 631	2 113 208
8418309000	Freezer of the chest type,not exceed 800 i capacity	337 829	3 080 089	1 181 327	13 444 978
8418401000	Freezer of the upright type,not exceed 200 i capacity	26 925	356 995	104 074	1 382 407
8418409000	Freezer of the upright type,not exceed 900 i capacity	8 366	61 471	70 296	632 069
8418501100	Refri chambers, capacity>200 l of kindsuitable for medical,surgical	56 278	88 103	194 749	412 346
8418501900	Oth Refri chambers, capcty>200 l of kindsuitable for medical,surgi	529 057	4 631 579	2 292 929	21 438 257
8418509100	Refri chambers, capacity<200 l of kindsuitable for medical,surgical	84 827	381 973	2 590 121	4 089 769
8418509900	Refrigerating equipment,capacity <=200 l not for medical, surgical	464 371	6 588 223	3 042 584	31 079 094
8418610000	Heat pump oth than ACmachines of heading 84.15	74 544	708 914	845 177	4 733 813
8418691000	Beverage coolers equipment;heat pumps	127 658	1 075 278	628 810	6 235 218
8418693000	Drinking water coolers equipment;heatpumps	4 757	51 200	49 239	536 840
8418694100	Water chillers cap>21.10 kw for AC with a refrigerating equip;hea	168 603	1 428 032	1 410 029	12 296 155
8418694900	Water chillers cap>21.10 kw not for ACmachine with a refrigeratir	485 731	1 763 575	8 832 794	24 213 438
8418695000	Scale ice-maker units equipment;heat pumps	16 754	453 166	178 685	4 045 789
8418699000	Oth refrigrt/freez equip,oth than heat pump oth than air condition	532 423	3 565 474	3 861 932	29 226 348
8418910000	Part for good,sub 8418.(10,21,29,30,40),furniture to refri/freez	20 982	530 326	443 360	4 924 884
8418991000	Evaporators and condensers	418 417	6 926 270	2 067 128	27 197 612
8418994000	Aluminium rollbonds for sub 8418.10.10,8418.21, 8418.22 and 84	30 146	392 109	312 763	2 454 745
8418999010	Cabinets and doors, welded/painted	692 476	6 752 471	1 119 797	10 550 564
8418999090	Oth part refrig & freezers equipment electric/ oth	550 232	9 739 921	1 987 766	30 926 202
8419111000	Instant gas water heaters,for householdtype, non electric	39 579	461 321	282 366	4 227 471
8419119000	Instant gas water heaters,not forhousehold type, non electric	5 151	320 613	26 441	1 529 461
8419191000	Instant water heaters oth than gas ,for household type, non elect	3 149	121 333	12 414	359 122
8419199000	Instant water heaters oth than gas ,not for household type, non e	451	397 935	20 888	1 480 174
8419200000	Instant water heaters, non electric forMedical,surgical/ laboratory	41 851	226 582	1 281 775	6 914 431
8419311010	Evaporators,dryers for agriculture products, electrically operated	29 954	398 870	32 922	5 973 893
8419311090	Oth.than evaporators,dryers for agriproducts, electrically operat	519 834	1 877 506	2 559 971	15 609 180
8419312000	Dryers for agriculture products, nonelectrically operated	856	174 623	17 740	879 592
8419321000	Dryers for wood, paper pulp, paper/paperboard, electrically opera	320 958	3 299 604	1 303 942	18 113 706
8419322000	Dryers for wood, paper pulp, paper/paperboard, non electrically o	3 600	71 890	16 436	145 214
8419391100	Dryers machine electrically operated, for manufacture PCB	153 577	320 362	327 673	3 589 437
8419391900	Other dryers machine electrically operated	1 053 056	4 744 430	3 834 603	52 793 907
8419392000	Other dryers machine not electrically operated	22	39 805	5 360	699 303
8419401000	Distilling/rectifying plant electrically operated	1 053 030	3 226 683	9 836 544	47 859 713
8419402000	Distilling/rectifying plant not electrically operated	1 892	143 051	61 164	2 143 222

I.3. IM POR M ENURUT KOM ODITI / IM PORT BY HS COM M ODITY
***** OKTOBER / OKTOBER 2014 *****

H S	Uraian Komoditi Commodity Description	Berat Bersih / Net Weight (Kg)		Nilai / Value C.I.F (US\$)	
		Bulan ini Current Month	Kumulatif Cum.Jan. to date	Bulan ini Current Month	Kumulatif Cum.Jan. to date
8419501000	Heat exchange units for Cooling towers	219 490	3 456 200	994 492	18 941 858
8419509010	Condensers for air conditionersfor motor vehicles	5 147	158 382	192 965	2 127 644
8419509020	Oth condensers for air conditioners	71 916	593 684	567 528	7 136 666
8419509030	Oth condensers electrically operated	274 177	2 278 193	2 960 628	29 861 354
8419509040	Oth condensers not electrically operated	92 740	2 640 917	1 392 763	31 656 021
8419601000	Machinery for liquefying air or othgases electrically operated	56 714	2 529 168	255 543	39 356 258
8419602000	Machinery for liquefying air or othgases not electrically operated	351 361	384 927	7 946 198	8 795 869
8419811000	Oth.mach,plant&equip for make hot drink/for cook/ heat food, elk	110 394	545 448	3 506 129	10 008 877
8419812000	Oth.mach,plant&equip for make hot drink/for cook/ heat food,not	42 790	416 339	385 300	4 707 827
8419891300	Machinery by a proces involving heat for manufacture of PCB/PWI	17 094	307 838	201 587	5 070 468
8419891900	Oth mach for making hot drinks/for cooking/ heating food,electric	1 786 965	13 151 726	21 606 072	138 248 128
8419892000	Oth mach for making hot drinks/for cooking/ heating food,not elec	2 982	2 724 894	88 819	13 998 847
8419901200	Part machin for the treatment by procesinvolve heat,for manufact	204 951	1 941 264	1 915 942	25 006 656
8419901300	Parts of electrically operated , casingfor cooling towers	33 903	221 296	166 483	2 010 839
8419901900	Parts, oth machicne electrically operated	557 556	4 908 283	4 378 916	47 821 471
8419902100	Part machine,non-electric op,for treatby proces involve heat ,hou	94	111 353	1 961	323 138
8419902900	Part machine,non-electric op,for treatby proces involve heat ,not l	74 470	1 588 543	1 550 661	21 504 818
8420101000	Apprt.for the appl dry film/liquid photo resist,soldering paste, adh	4 732	157 676	183 802	2 247 451
8420102000	Oth Roller for ironing or wringers machsuitable for domestic use	1	18 150	1 385	207 111
8420109000	Oth calendering/ oth rolling machine	32 244	403 709	373 881	6 228 113
8420911000	Cylinders, parts of apparatus for theappl of dry film,liquid photo re	266	4 324	27 832	384 684
8420919000	Cylinders, parts for oth calendering/ oth rolling machine	17 291	90 234	237 081	1 039 149
8420991000	Oth parts of apparatus for the applic of dry film,liquid photo resist	949	7 539	84 105	690 511
8420999000	Oth parts for calendering/ oth rolling machines	17 182	92 090	69 051	822 396
8421110000	Centrifuges,including centrifugal dryers for cream separators	5 697	38 089	24 847	742 187
8421120010	Centrifuges,including centrifugal dryers for cloth dryers cap<30 l	381	32 793	11 066	285 152
8421120020	Centrifuges,including centrifugal dryers for cloth dryers cap>30 l	1 912	42 381	17 185	223 342
8421191000	Centrifuges,including centrifugal dryers for sugar manufacture	49 345	458 517	1 592 068	6 782 191
8421199000	Oth centrifuges,including centrifugal dryers	33 325	258 063	693 329	5 662 007
8421211100	Filtering/ purifying water machine & app for domestic use of a cap	70 495	1 381 479	457 181	8 535 032
8421211900	Oth filtering/ purifying water machin& app of a capacity <= 500 l/l	251 116	3 656 374	2 571 585	45 383 275
8421212200	Filtering/ purifying water machine & app,electrically operated of a	612 256	3 694 552	2 961 640	32 299 492
8421212300	Filtering/ purifying water machine & app,non electric operated of :	27 518	367 796	486 346	6 097 629
8421223000	For filter/purify beverages oth thanwater, electric operated of a ca	205	107 880	1 025	2 359 634
8421229000	For filter/purify beverages oth than water of a capacity <= 500 l/hr	259 662	1 088 257	6 058 775	15 446 704
8421231100	Oil filters for internal combustionengines machinery pos 8429 or l	85 420	539 576	1 075 199	8 634 210
8421231900	Petrol filters for internal combustionengines machinery pos 8429	68 557	1 090 539	1 081 934	12 502 303
8421232100	Oil filters for motor vehicles ofchapter 87	124 284	1 186 733	1 700 937	15 714 184
8421232900	Petrol filters for motor vehicles ofchapter 87	83 424	894 242	1 120 283	13 414 565
8421239100	Oil filters for internal combustionengines machinery pos 8429 or l	56 463	442 225	966 990	6 775 512
8421239900	Petrol filters for internal combustionengines machinery pos 8429	106 946	997 145	1 309 222	12 764 700
8421291000	Filter/purify mach& appa for liquid of akind used for medical, surgi	9 883	226 447	314 885	5 344 557
8421292000	Filter/purify mach& apparatus for liquidof a kind used for sugar ma	21 331	480 221	367 153	5 044 770
8421293000	Filter/purify mach& apparatus for liquidof a kind used in oil drill op	13 528	496 248	270 494	7 954 353
8421294000	Filter/purify mach& apparatus for petrolfilters	7 319	88 788	94 722	1 211 742
8421295000	Filter/purify mach& apparatus for oil filters	35 269	145 587	180 813	2 101 103
8421299000	Oth filtering machinery & apparatus forliquids not electrically oper	366 473	4 432 783	4 572 482	68 989 523
8421311000	Intake air filters for inter combustionengines for machine chapter	15 500	231 875	270 980	3 640 924
8421312000	Intake air filters for inter combustionengines for motor vehicles of	69 047	626 071	680 585	9 375 617
8421319000	Oth intake air filters for internalcombustion engines	204 184	1 548 022	1 886 887	17 790 116
8421392000	Air purifiers	1 023 123	8 313 524	6 577 403	66 524 418
8421399000	Filtering machines& apparatus for gases	4 860 118	13 606 734	12 418 389	117 586 103
8421911000	Parts of goods of subheading 8421.12, of centrifuges,includ centrif	234	6 303	63 273	332 361
8421912000	Parts of goods of subheading 8421.19.10of centrifuges,includ cent	186	19 154	29 293	643 898
8421919000	Parts of subhd 8421.11.00/8421.19.90 ofcentrifuges,includ centrif	113 886	227 467	316 104	3 821 406
8421992000	Parts filter cartridges of filter,subhd8421.23	77 413	446 149	794 547	8 959 013
8421993000	Parts of goods of subheading 8421.31	47 765	516 874	889 668	8 196 049
8421999100	Oth parts of goods of goods of subheading8421.29.20	414	12 401	19 015	409 172
8421999400	Oth parts of goods of subheading 8421.21.11/8421.21.21	84 889	1 015 536	327 299	3 661 566
8421999500	Oth part of subhd 8421.31,8421.23.11,8421.23.19,8421.23.91/842	9 032	76 189	291 950	1 065 969
8421999900	Oth parts of goods of subheading8421.21.11/8421.21.21	421 927	4 972 139	6 573 799	64 101 082
8422110000	Dish washing machin of the house holdtype	3 160	15 085	28 327	154 155
8422190000	Dish washing machines not of thehousehold type	21 883	144 667	443 823	2 626 622
8422200000	Machinery for cleaning/drying bottles or oth containers	76 300	318 457	1 995 309	10 356 385

I.3. IM POR M ENURUT KOM ODITI / IM PORT BY HS COM M ODITY

*** OKTOBER / OKTOBER 2014 ***

H S	Uraian Komoditi Commodity Description	Berat Bersih / Net Weight (Kg)		Nilai / Value C.I.F (US\$)	
		Bulan ini Current Month	Kumulatif Cum.Jan. to date	Bulan ini Current Month	Kumulatif Cum.Jan. to date
8422300000	Machinery for aerating beverages,filling,closing,seal,label bottles,	419 415	4 372 250	14 826 015	138 304 265
8422400000	Other packing, wraping machinery(inc heat-shrink wraping machi	771 444	6 328 978	55 718 996	313 482 246
8422901000	Parts of goods of subheading 8422.11	1 415	13 860	66 646	466 730
8422909000	Part goods of subhd 8422 of oth than subheading 8422.11	281 067	1 661 941	14 614 062	110 370 905
8423101000	Personal weighing machin,including baby& household scales,electr	39 461	233 865	114 487	754 711
8423102000	Personal weighing machin,including baby& household scales,not e	108 770	751 153	240 652	1 515 179
8423201000	Scales for continuous weighing of goodson conveyors, electrically	47 315	724 080	388 599	8 734 383
8423202000	Scales for continuous weighing of goodson conveyors, not electric	4 845	19 070	12 586	286 512
8423301000	Constan weight scales,predeletin weightscales & hopper scales,e	21 754	232 187	521 995	4 532 370
8423302000	Constan weight scales,predeletin weightscales&hopper scales,no	4 279	70 483	9 769	290 151
8423811000	Oth weighing machinery,max capacity<=30 kg, electrically operate	26 385	317 454	496 419	4 892 674
8423812000	Oth weighing machinery,max capacity<=30 kg, not electrically ope	95 587	1 532 475	196 570	2 633 462
8423821100	Oth.weigh mach,having a maximum weight30<capacity <= 1 000kg	6 819	74 127	47 704	445 111
8423821900	Oth.weigh mach,having a maximum weight1000<capacity <= 5 00	54 412	375 459	370 839	1 375 907
8423822100	Oth.weigh mach,having a maximum weight30<capacity <= 1 000kg	13	122 140	1 045	238 062
8423822900	Oth.weigh mach,having a maximum weight1000<capacity <= 5 00	19 402	185 287	13 217	419 468
8423891000	Oth weigh mach,oth.capacity > 5 000kg,electrically operated	224 555	1 775 766	823 680	8 452 039
8423892000	Oth weigh mach,oth.capacity > 5 000kg,not electrically operated	127 816	822 602	248 668	2 246 041
8423901000	Weighing machine weights	2 171	114 840	55 248	1 554 261
8423902100	Parts of Weighing machinery, electricall operated	22 946	406 319	683 331	6 779 464
8423902900	Parts of Weighing machinery,not electricall operated	58 701	318 605	142 319	1 827 949
8424101000	Fire extinguishers,whether/ not chargedsuitable for aircraft use	0	9 761	0	33 480
8424109000	Fire extinguishers,whether/ not chargedfor oth than aircraft use	105 106	822 619	280 440	2 379 078
8424201100	Spray guns & similar appliances for agri/horticultural,electric oper	2 843	17 261	22 748	84 171
8424201900	Spray guns&similar appliances not foragricult/ horticultural,electric	87 249	295 018	1 086 158	3 710 708
8424202100	Spray guns & similar appliances foragricultural/ horticultural,not el	25 961	94 990	55 895	508 660
8424202900	Spray guns&similar appliances not foragricultural/ horticultural,not	36 359	416 697	210 759	3 330 417
8424300000	Steam/ sand blasting machines& similar jet projecting machines, el	302 770	2 048 286	2 951 044	18 988 291
8424811000	Oth spraying liquid machine for agricul/ hortikultural, drip irrigatio	46 524	365 171	624 445	2 242 568
8424813000	Hand-operated insecticidae sprayers foragriculture/ horticulture	79 332	853 521	466 302	4 459 093
8424814000	Oth.mach appliances for agricultural orhortikultural, not electically	42 788	671 500	111 373	1 687 158
8424815000	Oth.mach appliances for agricultural orhorti,oth drip irrigation syst	97 091	627 699	396 062	2 692 254
8424891000	Hand operated household sprayers ofcapacity not exceeding 3 l	98 164	607 809	313 039	2 027 364
8424892000	spray heads with dip tubes	28 984	295 950	96 799	1 335 847
8424894000	Dispersing/ spraying machine of chemicalor electrochemical, for m	4 153	33 333	29 491	934 777
8424895000	Oth appl for project,dispers,spray liquids/ powders,not household	70 429	3 899 871	720 982	42 158 472
8424899000	Oth appl for project,dispers,spray liquids/ powders,not household	149 406	1 902 843	823 531	10 977 413
8424901000	Parts of fire extinguisher	135 360	713 788	1 911 411	8 465 749
8424902100	Parts of spray guns, of good of subhead8424.20.11,electrically ope	0	1 287	0	23 314
8424902300	Parts of spray gun,oth than of good ofsubhead 8424.20.11,electric	226 847	613 670	1 322 528	4 147 849
8424902400	Parts of spray guns, of good of subhead8424.20.11,not electrically	4 807	46 027	28 941	413 302
8424902900	Parts of spray gun,oth than of good ofsubhead 8424.20.11,not ele	124 353	513 494	706 283	3 261 062
8424903000	Parts of steam/ sand blasting machine & similar jet projecting mach	19 478	228 706	230 682	3 534 826
8424909300	Parts of oth appliance of subhead8424.81.10/8424.81.20	678	32 348	45 812	160 488
8424909400	Parts of oth appliance of subhead8424.81.30/8424.81.40	34 279	242 045	69 432	724 765
8424909500	Parts of oth appliance of subhead8424.81.10/8424.81.20	31 918	40 100	78 690	438 908
8424909900	Oth mechanical appliances (whether/ not hand operated)	213 115	3 557 909	2 723 259	28 485 140
8425110000	Pulley tackle & hoists oth than skip for raising vehicles, by electric	190 726	2 494 646	1 539 935	20 607 089
8425190000	Pulley tackle & hoists oth than skip for raising vehicles, not electric	587 417	3 594 828	3 338 691	15 430 650
8425310000	Oth winches; capstans, poweredby electric motor	167 845	1 361 290	760 480	7 643 124
8425390000	Oth winches;capstans,oth than powered by oth electric motor	437 054	3 132 068	2 036 386	28 061 950
8425410000	Jacks hoists of built in jacking systemof a type used in garages	41 961	743 368	114 441	1 971 216
8425421000	Jacks used in tipping mechanismfor lorries	46 366	1 077 613	99 726	1 814 152
8425429000	Oth jacks and hoists, hydraulic	665 931	5 770 212	1 713 638	17 934 870
8425491000	Oth jacks;hoists of a kind used forraising vehicles, electrically oper	14 175	244 327	79 564	2 361 826
8425492000	Oth jacks;hoists of a kind used forraising vehicles, not electric oper	511 897	2 405 857	1 041 661	5 836 654
8426110000	Overhead traveling cranes on fixedsupport	687 068	6 979 910	3 505 752	25 058 653
8426120000	Mobile lifting frames on tyres andstraddle carries	126 190	6 195 449	247 513	27 554 118
8426192000	Bridge cranes	8 637	3 232 599	64 380	9 686 467
8426193000	Gantry cranes	171 729	8 516 353	778 615	43 784 549
8426199000	Other transporter cranes	735 992	19 824 108	3 940 366	108 088 607
8426200000	Tower cranes	1 385 139	10 707 194	5 369 287	25 487 684
8426300000	Portal/ pedestal jib cranes	99 224	4 096 035	553 024	17 395 286
8426410000	Other Mobile lifting frames, self propelled, on tyres	121 403	3 716 496	1 438 455	28 637 547

I.3. IM POR M ENURUT KOM ODITI / IM PORT BY HS COM M ODITY

*** OKTOBER / OKTOBER 2014 ***

H S	Uraian Komoditi Commodity Description	Berat Bersih / Net Weight (Kg)		Nilai / Value C.I.F (US\$)	
		Bulan ini Current Month	Kumulatif Cum.Jan. to date	Bulan ini Current Month	Kumulatif Cum.Jan. to date
8426490000	Other Mobile lifting frames, self propelled,oth than on tyres	537 524	12 315 913	2 435 273	51 600 052
8426910000	Other derricks machine designed formounting on road vehicles	436 039	4 453 523	925 261	9 827 650
8426990000	Other derricks machine designed formounting oth than on road v	156 070	3 713 100	1 557 397	22 310 118
8427100000	Self-propelled trucks powered by anelectric motor	829 399	8 745 461	4 623 558	53 046 089
8427200000	Oth self-propelled trucks	2 371 190	24 616 005	10 265 419	104 509 559
8427900000	Oth trucks	330 813	3 727 959	1 128 578	18 724 251
8428101000	Passenger lifts	4 298 582	23 065 889	13 675 854	88 534 382
8428102100	Oth lifts of a kind used in buildings	100 198	1 487 557	256 572	3 719 485
8428102900	Oth lifts oth than of a kind used inbuildings	277 090	2 781 626	852 237	17 773 898
8428109000	Skip hoists	235	517 549	1 072	3 224 564
8428201000	Pneumatic elevators and conveyors foragricultural use	838	211 045	3 908	1 009 834
8428202000	Automated machines for the transport,handling & storage of PCB/	118 920	304 599	2 246 758	7 193 719
8428209000	Oth pneumatic elevators & conveyors	394 852	3 835 804	2 738 515	44 893 591
8428310000	Oth continuous act elevators &conveyorsspecially designed for un	124 704	916 054	189 569	3 050 454
8428321000	Oth continuous act elevators &conveyorsof bucket type,used for a	339	87 177	3 405	437 430
8428329000	Oth continuous act elevators &conveyorsof bucket type,not used f	1 146 899	5 726 916	5 506 253	44 352 071
8428331000	conveyors belt , of kind use foragricultural type	1 592	231 393	7 089	719 856
8428332000	conveyor belt, Automated machiine forthe transport,hand & stora	268 928	1 296 940	641 825	6 050 438
8428339000	Other conveyor belt	1 292	1 386 423	32 552	5 149 805
8428391000	Other elevator of kind use foragriculture	2 532	25 704	55 571	212 680
8428393000	Oth elevator, automated machin fortransport, handling & storage	47 482	274 796	1 787 267	5 723 160
8428399000	Oth continuous-action elevators&conveyor, for goods/materials	3 954 213	21 483 640	19 895 961	135 732 628
8428400000	Escalators and moving walkways	1 157 019	7 649 373	3 079 835	21 296 926
8428600000	Teleferics, chair-lifts, ski-draglines,traction mechanisms for funicul	242	7 632	2 213	57 583
8428902000	Automated machine for the transport ,handling&storage of PCB/	365	261 942	38 219	6 756 358
8428903000	Mine wagon, locomotive/wagon transeverss, similar railway wago	69 877	472 580	1 000 327	1 919 542
8428909000	Other machine for lifting, handling, loading/unloading	575 560	7 881 290	6 533 749	52 755 337
8429110000	Track laying, bulldozers and angledozers	729 818	8 904 624	8 643 821	85 484 905
8429190000	Bulldozer & angledozers other than track laying	70 900	1 437 166	593 121	9 698 475
8429200000	Graders and levellers	1 097 190	7 095 712	11 359 586	74 902 857
8429300000	Scrapers	8 536	80 615	64 018	549 270
8429403000	Tamping machines	69 846	1 204 085	166 793	6 963 383
8429404000	Vibratory smooth drum rollers, withcentrifuge force drum<20 ton	124 492	1 768 042	639 996	9 118 499
8429405000	Other vibratory road rollers	357 222	2 977 544	2 053 898	15 617 868
8429409000	Other Tamping mchine and road rollers	32 165	761 687	296 038	3 711 370
8429510000	Front-end shovel loaders	1 687 288	18 243 817	11 256 617	103 642 106
8429520000	Mach with a 360,revolving super struct,mech shovels,excavators a	8 254 811	82 090 479	36 860 663	378 822 976
8429590000	Mech shovels,excavators & shove loaderoth front-end shovel,canr	540 172	7 101 825	1 506 800	27 707 016
8430100000	Pile-drivers and pile-extractors	1 032 362	8 161 179	3 603 988	20 708 237
8430200000	Snow-ploughs and snow-blowers	3 040	3 819	29 326	57 862
8430310000	Coal/rock cutters and tunneling machine , self-propelled	1 943	702 293	6 769	2 471 834
8430390000	Coal/rock cutters and tunneling machine ,oth than self-propelled	32 959	893 507	425 080	6 609 517
8430410000	Oth boring/sinking machinery selfpropelled	1 197 801	6 388 713	1 100 796	61 207 748
8430491000	Boring mach,Wellhead platforms & integra produc modules for us	119 644	638 570	3 011 642	12 089 966
8430499000	Other boring or sinking machinery, notself propeled	43 967	6 144 643	569 600	45 507 028
8430500000	Oth moving,grading,levelling,scrapingmachinery, self-propelled	230 103	1 770 828	947 766	16 213 608
8430610000	Tamping/compacting machinery, not self propelled	47 717	337 945	109 677	990 606
8430690000	Oth machinery of hedaing 84.30 not self-propelled	85 236	1 386 854	672 214	18 481 658
8431101300	Parts suitable for of goods of subhead8425.19,8425.39or8425.49,€	213 073	1 014 170	3 946 735	17 512 302
8431101900	Oth parts suitable for of goods ofheading 84.25,electrically operat	46 378	1 165 352	514 465	19 631 409
8431102200	Part suitable for goods of sub 8425.11,842520,8425.31,8425.41,84	64 714	445 315	126 823	1 433 232
8431102900	Oth parts suitable for of goods ofheading 84.25,not electrically op	65 323	880 161	609 174	6 440 715
8431200000	Parts suitable for goods of head 84.27	114 707	1 084 614	676 345	8 966 825
8431311000	Parts of goods of shd 8428.10.(21,29),8428.10.90,of lift skip hoist/	137 770	1 661 336	422 065	8 303 892
8431312000	Parts of goods of shd 8428.10.10), 8428.40.00,of lift skip hoist/esc	259 800	2 895 722	2 186 451	17 377 223
8431391000	Part suitable for goods sub 8428.20.10,8428.32.10, 8428.33.10/84	80 961	326 300	389 015	3 642 267
8431392000	Parts suitable for goods of subheading 8428.90	2 904	138 280	28 272	3 684 447
8431394000	Part of auto mach. for transport/storage of PCB/PWBs/PCAs	11 401	244 816	177 467	3 003 646
8431399000	Part of other lifting,handling/loadingmachine	336 062	4 140 775	4 402 146	49 793 341
8431411000	Buckets, shovels, grabs and grips,ofmachine of subheading 84.26	221 846	2 326 101	373 888	10 541 115
8431419000	Buckets, shovels, grabs and grips,ofmachine other than of subhea	201 836	3 132 780	1 219 110	17 610 568
8431420000	Bulldozer or angledozer blades	191 395	2 271 081	1 477 253	14 170 804
8431430000	Parts of boring/sinking machinery of subhead 8430.41/8430.49	1 174 700	19 934 671	18 446 849	295 758 290
8431491000	Parts of machinery of heading 84.26 oththan Buckets, shovels, gra	538 165	5 807 190	6 270 674	64 244 341

I.3. IM POR M ENURUT KOM ODITI / IM PORT BY HS COM M ODITY
***** OKTOBER / OKTOBER 2014 *****

H S	Uraian Komoditi Commodity Description	Berat Bersih / Net Weight (Kg)		Nilai / Value C.I.F (US\$)	
		Bulan ini Current Month	Kumulatif Cum.Jan. to date	Bulan ini Current Month	Kumulatif Cum.Jan. to date
8431492000	Cutting edges or end bits for scrapers, graders/levellers	193 611	7 292 004	3 392 210	23 853 103
8431494000	Cutting edges or end bits for bulldozer or angledozer blades	783 401	1 694 439	1 255 451	2 980 629
8431495000	Parts of road rollers	154 878	2 360 861	1 126 941	12 210 577
8431496000	Oth parts of machinery of heading 84.30.20.00	0	23 373	0	124 092
8431499000	Oth parts suitable use of machinery of heading 84.30	6 202 908	60 605 897	36 963 270	352 458 224
8432100000	Ploughs	18 356	83 321	218 738	460 391
8432210000	Disc harrows	0	78 563	0	461 523
8432290000	Scarifiers, cultivators, weeders, hoes and oth harrows	8 080	191 458	44 976	1 157 550
8432300000	Seeders, planters and transplanters	1 058	106 953	5 622	1 515 835
8432400000	Manure spreaders, fertiliser distributor	3 674	32 288	47 304	411 427
8432801000	Other machinery for soil preparation or cultivation; of agricult/hort	72 511	214 410	817 314	2 728 667
8432802000	Lawn/sports-ground rollers	8 749	14 516	145 595	289 389
8432809000	Other machinery for soil preparation or cultivation	5 888	85 881	65 364	889 032
8432901000	Parts of machinery of subheading 8432.80.90	287	9 924	4 557	150 065
8432902000	Parts of lawn/sport-ground rollers	0	1	0	2
8432909000	Parts oth machinery for soil preparation/cultivation	84 350	491 937	339 211	2 980 366
8433110000	Mowers for lawns, parks/ground, powered with the cutting device r	246 744	1 559 493	619 471	5 418 017
8433191000	Mowers for lawns, parks/sports-grounds manually operated	0	863	0	482
8433199000	Oth mowers for lawns, parks/sport ground, oth than manually ope	28 570	590 223	81 616	2 831 230
8433200000	Oth mowers, including cutter bars for tractor mounting	434 383	502 980	192 031	708 988
8433300000	Other haymaking machinery	0	32 714	0	62 288
8433400000	Straw or fodder baler, including pick-up balers	0	6 892	0	125 073
8433510000	Combined harvester-threshers machinery	77 508	2 866 288	433 636	17 557 554
8433520000	Other threshing machinery	3 600	106 719	10 340	334 228
8433530000	Root or tuber harvesting machines	0	2 798	0	10 477
8433591000	Cotton pickers and cotton gins	0	66	0	6 671
8433599000	Other harvesting, thresing machinery	12 880	166 532	73 182	2 181 933
8433601000	Machin for cleaning, sorting/grading eggfruit/oth agricultur prod, el	1 699	67 500	8 431	1 523 653
8433602000	Machin for cleaning, sorting/grading eggfruit/oth agricultur prod, n	0	2 870	0	245 793
8433901000	Part mach: castor, of 100< diameter (inc tyres) <= 250mm, width wh	56	25 155	701	147 168
8433902000	Other parts machine of goods of subhead 8433.11 or 8433.19.90	13 974	329 952	31 977	1 033 296
8433903000	Other parts machine of goods of subhead 8433.19.10	46	4 519	1 476	116 845
8433909000	Other parts harvesting or threshing machine	34 232	473 745	172 371	2 506 320
8434101000	Milking machines, electrically operated	0	43 879	0	873 365
8434201000	Dairy machinery, electrically operated	14 580	194 231	784 663	10 390 293
8434202000	Dairy mach, not electrically operated	0	1 104	0	64 273
8434901000	Parts of milking & dairy mach. of elect operated machines	3 188	59 136	87 575	4 446 146
8434902000	Parts of milk & dairy mach of non elect operated machines	749	35 038	28 350	1 247 837
8435101000	Presses, crushers & manufacture of wine, cider, fruit juices, electric	110 438	950 095	606 022	6 317 957
8435102000	Presses, crushers & manufacture of wine, cider, fruit juices, not elect	0	74 807	0	97 518
8435901000	Parts of presses, crushers & manufacture of wine, cider, fruit juices, e	634 682	1 006 771	1 203 459	4 309 164
8435902000	Parts of presses, crushers & manufacture of wine, cider, fruit juices, r	167	8 084	4 400	20 767
8436101000	Machinery for preparing animal feeding stuffs, electrically operated	597 957	6 584 471	3 870 525	39 799 955
8436102000	Machinery for preparing animal feeding stuffs, not electrically oper	19 672	161 953	16 559	987 535
8436211000	Poultry incubators & brooders, electric operated	44 524	2 000 488	456 886	21 924 767
8436212000	Poultry incubators & brooders, not electrically operated	8 536	82 955	41 285	752 554
8436291000	Oth poultry-keeping machinery, electric operated	300 952	2 466 587	637 028	9 052 105
8436292000	Oth poultry-keeping machinery, not electrically operated	74 978	1 316 552	407 277	4 936 688
8436801100	Other agric or horticultural machine, electric operated, inc Germin:	15 231	303 294	60 894	1 007 420
8436801900	Other machine, electric operated for poultry include bee keeping	31 383	1 409 259	122 165	7 083 522
8436802100	Other agric or horticultural machine, not electric operated, inc Ger	0	16 932	0	176 332
8436802900	Other machine, not electric operated for poultry include bee keepi	33 494	241 996	142 619	955 005
8436911000	Parts of poultry-keeping machinery/ poultry, incubator & brooders	38 887	570 770	595 416	5 074 582
8436912000	Parts of poultry-keeping machinery/ poultry, incubator & brooders, r	2 833	871 316	55 698	1 763 246
8436991100	Parts of other machin for agri & horti type, electric operated	18 696	128 745	58 768	323 309
8436991900	Parts of other poultry/bee-keeping machin, electric operated	35 858	1 262 580	378 247	5 947 091
8436992100	Parts of other machin for agri & hort type/germanium, not electric	8 863	122 310	130 587	1 356 133
8436992900	Parts of other poultry/bee-keeping machine, not electric operated	57 752	390 685	380 047	2 452 969
8437101000	Machinery for grains; winnowing & clean machine, electrically oper	2 792	3 122 629	195 104	16 989 328
8437102000	Machinery for grains; winnowing & clean machines, not electric ope	6 339	26 099	46 066	566 505
8437103000	Machine for clean, sorting/grading seed, grain dried leguminous ve	43 408	1 879 970	514 128	11 849 374
8437104000	Mach for clean, sorting/grad seed, grain dried leguminous vegetabl	325	35 447	1 599	89 762
8437801000	Rice hullers & cone type rice mills, electrically operated	129 392	515 499	211 100	1 112 195
8437802000	Machinery for rice hullers & cone type rice mills, not electrically oper	2 274	580 433	5 800	747 631

I.3. IM POR M ENURUT KOM ODITI / IM PORT BY HS COM M ODITY

*** OKTOBER / OKTOBER 2014 ***

H S	Uraian Komoditi Commodity Description	Berat Bersih / Net Weight (Kg)		Nilai / Value C.I.F (US\$)	
		Bulan ini Current Month	Kumulatif Cum.Jan. to date	Bulan ini Current Month	Kumulatif Cum.Jan. to date
8437803000	Cofee & corn mills machine for industrytype, electrical operated	83	67 495	4 294	1 493 708
8437804000	Cofee & corn mills machine for industrytype, not electrical operated	16 159	148 727	14 671	171 133
8437805100	Polishing machine for rice, sieving,bran cleaning&husking machine	6 942	1 015 885	14 247	7 583 564
8437805900	Other machine used in the milling indust or working of cerals, elec	46 694	1 000 452	108 936	10 438 475
8437806100	Polishing machine for rice, sieving,bran cleaning&husking machine	0	841 980	0	915 407
8437806900	Other machine used in the milling indust or working of cerals, not	47 362	789 955	39 968	3 683 181
8437901100	Parts of machin of subheading 8437.10 ,electrically operated	73 240	700 173	214 416	4 533 071
8437901900	Parts of machines oth than of subhead8437.10,electrically operate	492 172	1 527 508	2 398 971	7 250 681
8437902100	Parts of machines of subheading 8437.10,not electrically operated	19 492	100 030	18 499	192 178
8437902900	Oth parts of machines of subheading8437.10, not electrically oper	172 910	1 427 758	172 650	1 998 716
8438101000	Bakery machine,macaroni,spaghetti/simila products, electrically o	382 109	3 037 674	6 227 881	41 856 632
8438102000	Bakery machine,macaroni,spaghetti/simila products, not electrical	108 161	550 537	91 035	868 397
8438201000	Machine for the manufac of confectionary cocoa/ chocolate, electr	40 041	1 010 523	638 051	32 494 304
8438202000	Machine for the manufacture of confectionary chocolate,not elect	0	62 797	0	2 563 471
8438301000	Machine for sugar manufacture, electricoperated	254	949 137	5 285	4 693 019
8438302000	Machinery for sugar manufacture, notelectrically operated	744	2 535	2 560	5 002
8438400000	Brewery machinery, electrically operated	1 024 170	1 024 170	16 208 056	16 208 056
8438501000	Mach for the preparation of meat/poultry ,electrically operated	99 027	800 500	3 188 747	18 277 775
8438502000	Mach for the preparation of meat/poultry ,not electrically operate	18 874	160 318	277 380	449 348
8438601000	Machiner for the preparation of fruits,nuts/vegetable, electrically	4 111	357 801	100 269	10 549 708
8438602000	Machiner for the preparation of fruits,nuts/vegetable, not electric	3 250	140 127	87 902	261 324
8438801100	Coffee pulpers, electrically operated	119 774	407 090	2 621 383	5 150 541
8438801200	Coffee pulpers, not electricallyoperated	367	13 737	1 777	27 387
8438809100	Other machine for the industrial preparation/ manufacture, electri	97 841	1 538 844	1 225 660	41 122 603
8438809200	Other machine for the industrial preparation/ manufacture, not el	39 511	190 625	77 763	450 186
8438901100	Parts of electrically operated machineof subheading 8438.30.10	5 857	190 044	168 742	1 698 121
8438901200	Part of coffee pulper,electric operatedmachines	0	920 409	0	197 342
8438901900	Parts of oths goods of heading 84.38 electrically operated	155 696	1 487 492	3 518 653	31 032 984
8438902100	Parts of goods of subheading 8438.30.20not electrically operated	151 735	636 716	337 660	2 153 688
8438902200	Part of coffee pulpers,non electric operated machines	0	64	0	4 598
8438902900	Parts of oth goods of heading 84.38.20 of coffee pulpers,not elect	15 971	226 318	553 176	11 906 343
8439100000	Machinery for making pulp of fibrouscellulosic material	4	133 191	2 202	731 941
8439200000	Machinery for making paper/paperboard	69 977	4 349 489	1 574 705	71 633 402
8439300000	Machinery for finishing paper/ paperboard	195 185	1 382 668	2 067 038	13 653 066
8439910000	Part of machine for mak pulp of fibrouscellulosic material,electric	21 666	1 196 963	638 177	24 061 222
8439990000	Parts for making/ finishing paper/ paperboard, electrically operate	270 909	4 800 153	5 678 755	78 443 786
8440101000	Book-binding mach, includ book-sewing,electrically operated	33 853	354 201	151 455	4 786 051
8440102000	Book-binding mach, includ book-sewing,not electrically operated	1 930	39 464	8 462	201 546
8440901000	Parts of book binding & sewing machineselectrically operated mac	2 646	7 287	63 471	357 701
8440902000	Parts of book binding & sewing machinesnot electrically operated	0	225	0	69 564
8441101000	Cutting paper machines, electrycallyoperated	222 140	4 113 716	947 110	41 203 030
8441102000	Cutting paper machine, not electrycallyoperated	11 268	249 607	22 065	1 512 364
8441201000	Machine for making bags,sacks/ envelopeselectrically operated	3 150	532 003	20 829	4 025 447
8441202000	Machine for making bags,sacks/ envelopesnot electrically operatec	0	66 319	0	506 787
8441301000	Elect mach oth than by moulding for make cartons,boxes,cases,tul	43 029	1 552 583	569 577	17 642 248
8441302000	Not elect mach oth than by moulding formake cartons,boxes,cases	36 525	107 170	139 000	735 199
8441401000	Machines for moulding articles in paperpulp,paper/paperboard,ek	31 946	633 229	741 439	18 560 952
8441402000	Machines for moulding articles in paperpulp, paper/ paperboard, n	6 630	15 987	43 263	63 877
8441801000	Oth machinery for making up paper pulp,paper/ paperboard,electr	366 935	3 025 514	3 932 229	62 872 696
8441802000	Oth machinery for making up paper pulp,paper/ paperboard,not el	6 752	253 864	15 142	3 435 983
8441901000	Part of machin for mak up paper pulp,paper/ paperboar,cutting ma	105 280	1 002 788	2 342 201	22 114 975
8441902000	Parts of machin for mak up paper pulp,paper/ paperboa,cutting ma	4 552	241 119	79 716	1 429 659
8442301000	Electric machine,app&equip for preparing/ making plates,cylinders	10 759	454 924	314 461	10 162 516
8442302000	Non electric machine,app&equ for prepare/ making plates,cylinder	8 384	131 879	99 698	1 026 410
8442401000	Parts,of electric machine,app&equip forprepare/ making plates,cyl	11 813	309 400	37 675	3 189 232
8442402000	Parts, Non electric machine,app&equ forprepare/ making plates,cy	1 547	28 882	65 271	822 219
8442500000	Plate,cyls&oth.print comp.plates,cyl & lithograph stones,prepared	165 535	957 997	947 496	10 048 769
8443110000	Ofset printing machinery, reel-fed	10 468	592 376	17 746	10 267 157
8443120000	Ofset printing machinery, sheet - fed,office type (use sheet<22x36	24 286	216 872	88 973	522 442
8443130000	Oth er offset printing machinery	438 179	3 931 211	8 771 628	67 286 570
8443140000	Letterpress printing machine, reel-fed,excluding flexographic print	17 555	214 431	106 406	2 571 179
8443150000	Letterpress printing machine, other than reel fed, excluding flexog	12 233	54 573	38 085	286 918
8443160000	Flexographic printing machinery	83 281	695 860	843 286	11 871 890
8443170000	Gravure printing machinery	276 985	981 340	4 253 035	22 232 271

I.3. IM POR M ENURUT KOM ODITI / IM PORT BY HS COM M ODITY

*** OKTOBER / OKTOBER 2014 ***

H S	Uraian Komoditi Commodity Description	Berat Bersih / Net Weight (Kg)		Nilai / Value C.I.F (US\$)	
		Bulan ini Current Month	Kumulatif Cum..Jan. to date	Bulan ini Current Month	Kumulatif Cum..Jan. to date
8443190000	Other printing machine use for print bymeans of plates, cylinder&	38 623	479 001	260 278	7 048 173
8443311010	Printer-copier,ink-jet,color,capable ofconnecting to a data machin	565 317	4 471 918	6 184 192	50 598 942
8443311090	Printer-copier,ink-jet proces,no color,capable of connect to data r	17 164	234 831	133 819	1 863 469
8443312010	Printer-copier,laser proces,color, capable connect to data mach/n	41 139	166 560	2 021 871	6 575 730
8443312090	Printer-copier,laser proces,no color, capable connect to data mach	15 684	271 393	482 361	6 223 423
8443313010	Combination printer-copier-facs machine, color,connect to data m	75 758	1 303 401	914 996	18 092 875
8443313090	Combination printer-copier-facs machine, no color,connect to dat	20 759	517 833	400 245	11 183 473
8443319010	Oth mach which perform >= 2 function ofprinting,copying/ facsimil	4 740	306 852	104 404	3 970 112
8443319090	Oth mach which perform >= 2 function ofprinting,copying/ facsimil	29 716	306 009	994 581	7 367 631
8443321010	Dot matrix printer,color,capable connect to data machine/ networl	0	1 289	0	54 040
8443321090	Dot matrix printer,no color,capable ofconnect to data machine/ne	156 496	838 463	3 130 092	19 259 775
8443322010	Ink-jet printer,color,capable of connect to a data machine/networl	351 347	4 075 232	5 214 886	62 206 310
8443322090	Ink-jet printer,no color,capable connect to a data machine/networ	19 913	109 868	674 841	5 573 815
8443323010	Laser printer,color,capable of connectto a data machine/ network	12 280	259 535	333 931	4 849 999
8443323090	Ink-jet printer,no color,capable connect to a data machine/ networ	68 321	729 728	1 230 025	11 400 464
8443324000	Facsimile machine capable of connect toa data machine/network	5 798	128 023	111 104	2 141 710
8443325010	Screen printing machinery,color, for the manufacture pcb/pwb,	0	192 305	0	1 510 027
8443325090	Screen printing machinery,no color, forthe manufacture pcb/pwb,	632	95 093	79 635	1 155 364
8443326000	Plotters	7 692	101 697	23 469	466 430
8443329010	Other printing machine,color,capableconnect to data machine/net	2 832	36 652	112 074	1 661 612
8443329090	Other printing machine,no color,capable connect to data machine,	33 412	208 289	1 436 093	9 397 323
8443391100	Electrostatl photocopy,color,by reproduc original image direct ont	0	1	0	4 846
8443391900	Electros Photocopy,no color, by reproduc original image direct ont	282 439	1 834 670	373 202	2 862 042
8443392010	Electrostat photocopy ,color,by reproduc original image in-direct c	0	2 287	0	63 391
8443392090	Electros photocopy ,no color,by reproduc original image in-direct c	128 065	1 393 505	305 536	2 594 931
8443393090	Oth photocopy apparatus incorporating an optical system,no color	0	1 153	0	5 201
8443394010	Ink-jet printer, color, not capable ofconnect to network	0	1 122	0	13 903
8443394090	Ink-jet printer,not color,not capable of connect to network	77	1 759	1 485	8 397
8443399010	Laser printer , color, not capable ofconnect to network	20	80	1 818	10 079
8443399090	Laser printer ,not color,not capable of connect to network	123 764	157 146	2 407 676	3 075 609
8443910000	Part & accessori of print machinery used for print by component o	1 040 747	9 320 394	47 638 712	471 859 867
8443991000	Part & accessori of screen print machi-nerly for manufact of print c	5 921	31 591	299 612	1 643 732
8443992000	Ink-filled printer cartridges	383 109	2 454 227	14 179 866	104 832 578
8443993000	Paper feeders and sorters	4 521	41 339	601 814	3 583 020
8443999000	Oth part & accessori of screen printingmachinery	254 744	2 588 571	12 534 603	97 707 008
8444001000	Mach for extrude,texture/ cut man-madetextile material,electric op	1 063 590	2 470 719	11 270 758	33 959 980
8444002000	Mach for extrude,texture/ cut man-madetextile material,not electr	1 746	128 284	14 357	521 705
8445111000	Carding machines,electrically operated , for preparing textil fibres	104 494	2 883 738	723 122	26 411 598
8445112000	Carding machines, not electricallyoperated, for preparing textil fib	0	190	0	844
8445121000	Combing machines, electrically operated, for preparing textil fibre:	14 993	297 037	274 479	4 491 491
8445122000	Combing machines, not electricallyoperated , for preparing textil fi	28	28	5 797	5 797
8445131000	Drawing/ roving machines, electricallyoperated, for preparing texti	214 268	1 618 182	2 759 884	15 440 913
8445132000	Drawing/ roving machines, not electricall operated, for preparing t	0	2 186	0	17 857
8445191000	Other machines for preparing textilefibres; electrically operated	35 236	1 296 929	214 334	10 924 518
8445192000	Other machines for preparing textilefibres; not electrically operate	23	6 306	685	28 213
8445201000	Textile spinning machines; electricallyoperated	283 205	5 780 454	2 547 418	50 266 548
8445202000	Textile spinning machines,not electrical operated	279	1 307	47 149	75 745
8445301000	Textile doubling/twisting machines;electrically operated	82 523	2 233 986	459 243	14 092 111
8445302000	Textile doubling/twisting machines; notelectrically operated	0	2 342	0	4 479
8445401000	Textile winding(including weft-winding)or reeling machin,electrica	274 388	2 538 700	4 827 561	47 358 512
8445402000	Textile winding (including weft-winding)or reeling machine,not ele	6 195	10 325	3 711	75 529
8445901000	Mach for prepring textile yarns to usedweaving/ knitting/ stich bon	37 173	1 266 444	714 944	13 857 334
8445902000	Mach for prepring textile yarns to usedweaving/ knitt/ stich bond,n	325	6 689	9 203	38 707
8446101000	M machines for weaving fabricsof a width ? 30 cm, electric operated	12 425	284 837	262 200	4 101 269
8446102000	Machines for weaving fabricsof a width ? 30 cm,not electric opera	0	41	0	182
8446210000	Power looms	37 510	752 615	135 132	1 672 154
8446290000	Machines for weaving fabricsof a width >30 cm,shuttle type	198 501	1 458 728	1 204 694	11 713 011
8446300000	Machines for weaving fabricsof a width >30 cm, shuttleless type	1 062 475	5 821 954	5 925 613	43 937 168
8447111000	Grircular knitting mach,cylinderdiamtr ? 165 mm, electrically opera	89 942	968 163	1 258 374	10 840 113
8447112000	Grircular knitting mach,cylinderdiamtr ? 165 mm,not electric opera	0	43 463	0	518 794
8447121000	Grircular knitting mach,cylinderdiamtr >165 mm, electrically operat	128 699	854 219	1 058 960	11 160 414
8447122000	Grircular knitting mach,cylinder diamtr>165 mm,not electrically op	2 978	4 813	1 456	16 580
8447201000	Flat knitting & stitch bonding machine,electrically operated	90 461	1 669 442	1 334 242	20 966 063
8447202000	Flat knitting & stitch bonding machine,not electrically operated	0	103 955	0	863 735

I.3. IM POR M ENURUT KOM ODITI / IM PORT BY HS COM M ODITY

*** OKTOBER / OKTOBER 2014 ***

H S	Uraian Komoditi Commodity Description	Berat Bersih / Net Weight (Kg)		Nilai / Value C.I.F (US\$)	
		Bulan ini Current Month	Kumulatif Cum.Jan. to date	Bulan ini Current Month	Kumulatif Cum.Jan. to date
8447901000	Machines for making gimped yarn,tulle,lace& mach for tufting,elec	214 293	1 906 043	923 050	15 015 106
8447902000	Machines for making gimped yarn,tulle,lace& mach for tufting,not	34 109	182 988	65 327	590 574
8448111000	Dobbies & jacquards, card reducing,copying,puching/ ass mach, ele	114 624	430 129	1 029 755	5 480 462
8448112000	Dobbies & jacquards, card reducing,copying,puching/ ass mach,not	8 688	19 315	71 689	228 549
8448191000	Auxiliary mach for use extruding/preparetextile/ weave/ knitt, elect	39 456	743 733	789 120	10 366 542
8448192000	Auxiliary mach for use extruding/preparetextile/ weave/ knitt, not e	781	26 193	55 190	503 946
8448200000	Parts& accessories of machines for extrud/their auxiliary machiner	908 364	2 145 783	13 584 596	30 667 007
8448310000	Card clothing	35 838	305 773	561 991	5 192 427
8448320000	Parts & access of mach for preparingtextile fibres,other than card	23 123	269 055	407 784	2 710 887
8448330000	Spindles, spindle flyers,spinning rings,and ring travellers	480 004	679 257	571 718	6 755 963
8448390000	Oth parts & access of mach of preparingtextile fibres/their auxiliar	223 503	2 459 597	3 619 104	32 425 972
8448420000	Reeds for looms, healds & heald-frames	12 441	198 340	263 297	3 870 571
8448491000	Shuttles,elect operated mach,use withmachines for extruding & kr	1 436	342 821	89 438	1 901 607
8448499100	Oth parts& acces, elect operated,use withmachines for extruding &	58 357	717 134	943 088	8 500 267
8448499200	Parts& accs of non-elect operated, usemachines for extruding & kn	24 270	102 761	165 638	2 217 649
8448510000	Snkers, needles& other articles used informing stitches	18 495	111 184	878 609	6 739 190
8448590000	Othe parts& accessories of mach forknitting/their auxiliary machin	49 108	485 615	682 649	6 567 734
8449001000	Mach for the manufacture/finishingof felt/ nonwovens,electrically	62 597	1 478 609	1 018 003	36 189 752
8449002000	Mach for the manufacture/finishingof belt/ nonwovens, not elect c	228	13 282	9 750	375 907
8450111000	Household/laundry-type washing machines;fully-automatic mach;	211 539	1 311 214	888 323	4 757 773
8450119000	Household/laundry-type wash machines;fully- automatic machine	2 283 332	18 685 452	8 970 505	73 173 018
8450120010	Household/laundry-type wash machines;built-in centrifugal drier,c	625 626	2 622 643	1 971 723	8 973 444
8450120020	Household/laundry-type wash machines;built- in centrifugal drier,	174 424	6 510 851	626 504	22 871 021
8450191020	Other household/laundry-type wash machindry linen capacity > 6 l	0	19 484	0	72 636
8450199010	Other household/laundry-type wash machindry linen capacity ? 6 l	0	2 267	0	5 013
8450199020	Other household/laundry-type wash machindry linen capacity > 6 l	199	3 597	2 059	17 361
8450200000	Household/laundry-type washing machines;a dry linen capacity >1	593 337	4 102 867	2 524 911	17 958 320
8450901000	Parts of mach of dry linencapacity > 10 kg	29 074	215 274	178 857	1 049 989
8450902000	Parts of mach of dry linen, full auto,with buil-in centrifugal drier,ca	412 974	4 526 641	1 812 898	16 830 213
8451100000	Dry-cleaning machines	6 115	219 193	39 861	1 210 718
8451210000	Drying machines,each of a dry linencapacity not exceeding 10 kg	21 851	375 333	108 415	1 652 351
8451290000	Drying machines,each of a dry linencapacity exceeding 10 kg	318 040	1 626 586	2 040 200	10 557 081
8451301000	Ironing machines and presses(including fusing presses)	1 361	86 451	20 234	601 554
8451309000	Ironing machines and presses(including fusing presses)	71 145	492 047	345 437	4 260 205
8451400000	Washing, bleaching/ dyeing machines	267 865	2 251 153	4 479 685	27 902 643
8451500000	Mach. for reeling,unreeling,folding,cutting/pinking textile fabrics	77 039	698 741	884 916	9 828 657
8451800010	Other machinery exclude washing machfor laundry ; for domestic	41	5 830	2 375	36 668
8451800090	Other machinery exclude washing machfor laundry ; for domestic	402 922	3 198 329	6 192 710	39 219 336
8451901100	Parts of drying machines witha dry linen capacity ? 10 kg	119	42 980	2 377	95 583
8451901900	Parts of drying machines witha dry linen capacity ? 10 kg	7 073	41 144	76 305	621 352
8451909000	Parts of drying machines witha dry linen capacity > 10 kg	8 871	477 347	237 550	4 791 449
8452100000	Sewing machines of the household type	194 060	1 535 148	865 488	6 687 469
8452210000	Sewing machines;automatic units	267 332	2 218 661	2 325 703	25 967 867
8452290000	Sewing machines;not automatic units	596 463	5 601 027	2 911 201	47 567 791
8452300000	Sewing machine needles	5 538	105 854	115 752	1 032 217
8452901100	Arm,bed,stand,flywheel,belt guard;pedals of sewing mach of hous	52 114	169 687	63 189	320 146
8452901200	Furniture, bases and covers for sewingmachines and parts there of	23 896	163 009	137 159	574 081
8452901900	Oth part of sewing mach of machineryof sewing machines of hous	45 707	615 768	451 025	2 848 760
8452909110	Arms beds,foot & pedals of mach excludeof sewing machines of hc	1 716	9 721	2 272	17 500
8452909190	Other parts of sewing mach of machineryof sewing machines of hc	1 034	97 408	5 252	886 802
8452909200	Furniture, bases and covers for sewingmachines and parts thereof	2 474	83 380	98 811	981 344
8452909900	Other parts of sewing mach of machineryexclude sewing mach of l	109 412	1 120 602	678 928	3 345 614
8453101000	Machinery for prepare,tanning/ work hides, skins/leather, elect op	22 436	359 187	92 708	2 580 594
8453102000	Machinery for prepare,tanning/ work hides, skins/leather, not elec	1 723	17 597	13 027	106 607
8453201000	Machinery for making/repairing footwear,electrically operated	190 555	2 132 289	2 346 959	21 570 281
8453202000	Machinery for making/repairing footwear,not electrically operatec	7 138	213 787	27 636	1 732 031
8453801000	Other Mach for make/ repaire footwear,notsewing machine,electri	411 489	3 907 291	3 961 579	32 940 317
8453802000	Other Mach for make/ repaire footwear,notsewing machine,not el	0	14 789	0	38 247
8453900000	Parts of machinery for preparing,tanningworking hides, skins, leat	29 918	618 497	630 034	9 349 111
8454100000	Converters	249 747	689 892	5 591 814	7 653 057
8454200000	Ingot moulds and ladles	161 161	1 801 584	2 264 046	19 955 443
8454300000	Casting machines	234 000	4 673 396	3 346 416	67 560 982
8454900000	Parts of converter, ladles, ingot moulds, casting mach for metellur	197 761	2 717 730	1 935 272	24 033 551
8455100000	Tube mills	184 872	355 430	3 378 569	3 977 571

I.3. IM POR M ENURUT KOM ODITI / IM PORT BY HS COM M ODITY

*** OKTOBER / OKTOBER 2014 ***

H S	Uraian Komoditi Commodity Description	Berat Bersih / Net Weight (Kg)		Nilai / Value C.I.F (US\$)	
		Bulan ini Current Month	Kumulatif Cum.Jan. to date	Bulan ini Current Month	Kumulatif Cum.Jan. to date
8455210000	Rolling mills,hot/ combination hot & cold	1 182 957	6 764 839	2 354 018	12 422 453
8455220000	Rolling mills, cold	144 391	763 607	3 010 402	9 402 450
8455300000	Rolls for rolling mills	786 629	5 468 099	2 851 785	21 523 018
8455900000	Other parts of metal-rolling millsand rolls therefor.	941 152	9 695 762	4 455 204	33 716 323
8456100000	Mach tool for work any material byremoval material,operat by las	56 043	410 107	2 662 891	10 814 224
8456200000	Machines tool for work any material byremoval material,operat by	507	54 737	71 373	2 464 113
8456300000	Machines tool for work any material byremoval material,electro-d	75 280	505 519	1 086 501	8 755 199
8456901000	Mach tool for mnfact of printed circuit,numerical control,by plasm	2 369	51 654	31 880	894 978
8456902000	Wet proces equip for the application byimmersion of electrochem	20 286	118 458	14 388	860 264
8456909000	Oth mach tool for work any materialby other operating processes	124 592	481 761	247 643	5 482 189
8457100000	Machining centres	952 883	5 942 395	22 801 182	122 316 539
8457200000	Unit construction machines(single-station)	591	291 679	2 566	3 183 086
8457300000	Multi-station transfer machines	191 592	239 524	1 207 024	1 921 912
8458110000	Horizontal lathes, for removing metalnumerically controlled	290 439	3 070 308	7 612 907	68 593 162
8458191000	Horizontal lathes, for remove metal,bed-spidle ctr not excd? 300m	10 748	389 546	49 590	1 889 177
8458199000	Horizontal lathes, for remove metal, bed-spidle cntrl not excd>300m	130 082	2 142 425	674 997	11 505 421
8458910000	Other lathes,for removing metalnumerically controlled	67 769	546 281	2 282 147	14 895 010
8458991000	Oth lathes,for remove metal,not numericntrl,spidle ctr-bed not e.	2 610	19 469	20 200	648 703
8458999000	Oth lathes,for remove metal,not numericntrl,spidle cetnre-bed no	186 427	1 938 477	928 067	22 510 175
8459101000	Way-type unit head machines,electrically operated	18 001	413 479	340 116	6 264 530
8459102000	Way-type unit head machines,not electrically operated	47 142	60 201	380 052	664 509
8459210000	Drilling machines,numerically controlled	64 325	373 614	2 229 708	8 282 162
8459291000	Drilling machines,electrically operated	77 716	1 093 331	464 310	7 424 389
8459292000	Drilling machines, not electricallyoperated	178	28 169	9 563	385 858
8459310000	Boring-milling machines, not horizontallathes,numerically controll	3 300	328 105	51 218	9 658 950
8459391000	Boring-milling machines,electricallyoperated, not horizontal lathes	6 461	168 158	63 283	1 013 344
8459392000	Boring-milling machines, not electricaloperated not horizontal lath	0	35 248	0	295 763
8459401000	Boring machines, electrically operated	165 903	564 546	3 801 824	7 402 998
8459402000	Boring machines, not electrical operated	14 480	194 710	63 980	1 410 783
8459510000	Milling machines, knee-type, numericallycontrolled	61 365	124 759	1 227 710	1 437 887
8459591000	Milling machines, knee-type,electrically operated	20 048	220 513	55 392	963 932
8459592000	Milling machines, knee-type,not electrically operated	1 262	54 373	2 685	227 512
8459610000	Other milling machines, numericallycontrolled	29 464	629 216	312 493	10 751 165
8459691000	Other milling machines, electricallyoperated	68 908	667 517	1 013 633	5 895 905
8459692000	Other milling machines, not electricallyoperated	285	5 827	7 914	38 344
8459701000	Other threading/ tapping machines,electrically operated	120 237	432 944	2 219 033	6 288 532
8459702000	Other threading/ tapping machines,not electrically operated	258	51 205	16 171	858 254
8460110000	Flat-surface grinding mach,an accur of at least 0.01 mm,numeric cc	26 555	241 799	1 087 947	7 868 582
8460191000	Other flat-surface grinding mach,anaccur at least 0.01 mm, elect o	22 290	539 090	195 533	8 581 256
8460192000	Oth flat-surface grinding mach,an accurat least 0.01 mm, not elect	1 555	29 988	23 256	374 097
8460210000	Other grinding mach,an accuracy of atleast 0.01 mm,numerically c	30 694	488 403	1 186 728	14 557 784
8460291000	Other grinding mach,an accuracy of atleast 0.01 mm, electrically o	180 974	887 115	2 433 323	12 860 525
8460292000	Other grinding mach,an accur at least0.01 mm, not electric operat	19 016	83 156	20 465	1 702 781
8460311000	Machine tools, numeric controlled, forsharpen carbide diamet ? 3.	30 632	199 506	132 713	2 214 466
8460319000	Oth sharpening (tool/cutter grinding)machines,numerically contro	15 902	155 893	36 429	919 426
8460391000	Oth sharpening (tool/cutter grinding)machines, electrically operat	26 263	205 841	74 532	1 979 995
8460392000	Oth sharpening (tool/cutter grinding)machines, not electrically ope	7 699	14 855	50 880	188 010
8460401000	Honing/lapping machines,electrically operated	25 953	191 656	1 275 326	7 407 181
8460402000	Honing/lapping machines,not electrically operated	191	5 102	6 766	119 743
8460901000	Other machine-tools for deburring,abrasives/ polishing products, e	110 465	737 966	2 235 701	10 498 061
8460902000	Other mach-tools for deburring,abrasives/polishing products, not i	40 471	104 929	417 982	912 481
8461201000	Shaping/ slotting machines,electricallyoperated	50 781	408 305	444 453	4 383 434
8461202000	Shaping/ slotting mach,not electricallyoperated	2 469	36 452	31 710	226 794
8461301000	Broaching mach,electrically operated	23 104	87 377	927 513	3 188 293
8461302000	Broaching mach,not electric operated	0	521	0	25 133
8461401000	Gear cutting,gear grinding/ gearfinishing mach electric operated	22 617	426 976	631 226	10 634 834
8461402000	Gear cutting,gear grinding/ gearfinishing mach not electric operate	366	12 898	816	43 491
8461501000	Sawing/cutting-off machines,electrically operated	187 990	1 455 827	1 680 584	13 942 474
8461502000	Sawing/cutting-off machines,not electrically operated	39 257	213 829	150 762	1 365 025
8461901100	Planing machines,electric operated	28 756	40 086	187 787	327 452
8461901900	Other planing machines,electric operated	93 847	576 375	1 348 471	7 971 316
8461909100	Other planing machines,not electricoperated	0	10	0	3 122
8461909900	Other mach-tool work by removing metalor cerments, not electric	117 495	370 481	211 461	1 591 373
8462101000	Forging/die-stamping machines (incl pres& hammers, electric ope	2 435 744	24 704 541	19 075 908	217 663 323

I.3. IM POR M ENURUT KOM ODITI / IM PORT BY HS COM M ODITY

*** OKTOBER / OKTOBER 2014 ***

H S	Uraian Komoditi Commodity Description	Berat Bersih / Net Weight (Kg)		Nilai / Value C.I.F (US\$)	
		Bulan ini Current Month	Kumulatif Cum.Jan. to date	Bulan ini Current Month	Kumulatif Cum.Jan. to date
8462102000	Forging/die-stamping machines (incl pres&hammers,not electric o	5 881	564 682	79 149	5 262 605
8462210000	Bend,fold,straighten/ flattening machine(includ pres),numeric cont	100 297	1 594 759	1 804 947	21 084 843
8462291000	Bend,fold,straighten/ flattening machine(incl pres),unnumeric cntr	657 385	4 065 721	4 505 364	32 226 544
8462292000	Bend,fold,straighten/flattng mach(incl pres),unnumeric cntrl,nt e	32 241	584 705	102 154	3 088 425
8462310000	Shearing machine (incl press),oth thancombine punching mach,nu	49 675	2 146 628	199 065	14 887 261
8462391000	Shearing mach (incl press),oth than binepunching mach,numeric c	177 250	2 985 142	890 377	21 880 035
8462392000	Shearing mach (incl press),oth than binepunch mach,not electric o	33 283	224 363	96 799	848 575
8462410000	Punching/ notching mach,incl comb punch &shearing mach,numeri	63 661	594 232	345 027	5 316 716
8462491000	Punching/ notching mach,incl comb punch &shearing mach,not nu	195 335	1 228 112	725 684	7 870 797
8462492000	Punching/ notching mach,incl comb punch &shear mach,not numri	677	28 830	5 735	207 973
8462910000	Hydraulic presses	631 233	3 164 667	6 341 006	23 000 081
8462991000	Mach for manufac of boxes,cans & similarcontain of tin plate, elec	8 165	631 027	27 170	3 466 279
8462992000	Mach for manufac of boxes,cans containtin plate,not electrically o	37	122 990	5 601	522 279
8462995000	Oth machine for working metal by forging,hamming,electrically op	225 006	3 311 115	2 847 134	21 859 964
8462996000	Oth machine for working metal by forging,hamming,not electricall	20 015	283 203	144 651	1 419 646
8463101000	Draw-benches for bars,tube,profile,wire,or the like, electrically op	32 657	498 223	618 444	5 885 544
8463102000	Draw-benches for bars,tube,profile,wire,or the like, not electrically	1 722	112 861	1 254	310 342
8463201000	Thread rolling machines, electricallyoperated	21 322	3 321 022	592 591	10 421 710
8463202000	Thread rolling machines,not electricallyoperated	0	36 276	0	95 555
8463301000	Machines for working wire,electricallyoperated	131 131	1 352 932	1 491 238	14 533 227
8463302000	Machines for working wire,not electrically operated	3 960	57 790	8 764	421 109
8463901000	Oth mach tool for work metal/ cerments,without remove material,	149 093	1 406 807	2 094 637	29 723 848
8463902000	Oth mach tool for work metal/ cerments,without remove material,	3 322	110 566	176 675	1 166 163
8464101000	Sawing machines, electrically operated	8 033	403 131	31 009	1 804 582
8464102000	Sawing machines,not electrical operated	38	645	1 150	22 976
8464201000	Grinding/polishing machines,electrically operated	70 497	732 794	322 337	3 354 466
8464202000	Grinding/polishing machines,not electrically operated	2 528	8 021	14 300	45 231
8464901000	Oth mach tool for work stone,ceramics/like mineral material,elect	66 930	1 804 611	213 424	16 619 682
8464902000	Oth mach tool for work stone,ceramics/like mineral material,not e	32 274	562 945	115 568	3 115 713
8465100000	Mach, can carryout diffrent type oprationwithout tool charge for su	33 241	745 404	529 740	6 547 169
8465911000	Sawing machines for scoring PCB/ PWB's electrically operated	2 385	34 824	16 748	671 389
8465912000	Other sawing mach for scoring PCB/ PWB's, electrically operated	301 797	2 077 061	1 214 060	8 742 836
8465919000	Other sawing mach for scoring PCB/ PWB's, not electrically operat	85 976	757 020	166 078	3 901 275
8465921000	Mach tools for routing PCB/ PWB'ssubstrates,shank dmtr ? 3.175 n	35 220	80 938	279 322	914 315
8465922000	Oth planing,milling/ moulding(by cutting) mach,electrically operate	319 276	2 921 296	1 167 367	7 933 397
8465929000	Oth planing,milling/ moulding(by cutting)machines,not electric ope	10 652	366 160	44 480	3 464 142
8465931000	Grinding, sanding/ polishing machines,electrically operated	117 707	1 107 394	472 486	7 032 318
8465932000	Grinding, sanding/ polishing machines,not electrically operated	14 490	56 265	184 560	288 937
8465941000	Bending/ assembling machines,electrically operated	35 890	239 950	340 504	5 444 280
8465942000	Bending/ assembling machines,not electrically operated	0	7 399	0	50 019
8465951000	Drilling mach for manufac PCB/ PWB's, with a spindle speed > 50.0	0	42 700	0	191 599
8465953000	Other drilling/ morticing machines,electrically operated	18 888	574 599	52 053	2 630 556
8465959000	Other drilling/ morticing machines,not electrically operated	11 578	128 913	103 823	991 023
8465961000	Splitting, slicing/ paring machines,electrically operated	160 144	1 415 110	474 494	6 553 982
8465962000	Splitting, slicing/ paring machines,not electrically operated	0	128 222	0	516 119
8465993000	Other machine tools, lathes,eletrically operated	36 306	242 420	104 858	1 753 499
8465994000	Other machine tools, lathes,not eletrically operated	808	37 934	554	199 501
8465995000	Mach for deburring surfaces ofPCB/ PWB's, for scoring laminati pre	2 777	195 218	227 601	2 279 935
8465996000	Other mach-tools for nailing,stapling,glueing/ otherwise assemb,el	64 184	1 441 050	573 617	11 650 518
8465999000	Other mach-tools for nailing,stapling,glueing/ otherwise assemb,nc	84 137	721 809	417 990	5 115 950
8466101000	Tool hold.self-open dieheadsfor 8456.90,8460.31,8465.91,8465.92	2 206	70 860	124 411	1 835 519
8466109000	Oth tool holders & self-opening dieheads	38 253	529 677	1 876 815	15 183 649
8466201000	Work holders for sub 8456.99, 8460.31,8465.91, 8465.92, 8465.95	39 982	322 586	462 393	3 302 587
8466209000	Oth work holders for other machine tools	28 716	983 606	999 028	12 265 692
8466301000	Dividing h,special attachm 8456.99,8460.31,8465.91,8465.92,846	2 692	17 357	200 802	769 749
8466309000	Dividing h,not for attachm sub 8456.99,8460.31,8465.91,8465.92.	12 956	121 061	431 902	4 677 887
8466910000	Parts& acces suitable for machineof heading 84.64-84.65	115 573	1 340 541	520 066	5 219 872
8466921000	Parts& acces suitable for mach 8465. 91.10,8465.92.10,8465.95.10,	887	117 118	13 421	609 727
8466929000	Parts & acces suitable for machof otherheading 84.65	80 195	610 008	886 110	9 341 197
8466932000	Parts& acces suitable for mach 8456. 99.20,8456.99.30,8456.99.40&	12	19 751	4 978	607 626
8466939000	Parts& acces suitable for mach of otherheadings 84.56 to 84.61	131 589	1 652 204	3 224 844	31 498 990
8466940000	Oth parts & acces suitable for machinesother headings 84.56 to 84	263 335	2 837 647	16 980 555	76 389 658
8467110000	Tool for work in the hand,pneumatic,rotary type (incl rotary perc	22 622	169 370	452 049	5 792 014
8467190000	Tool for working in the hand,pneumatic,in other type	61 537	544 573	345 115	4 052 802

I.3. IM POR M ENURUT KOM ODITI / IM PORT BY HS COM M ODITY
***** OKTOBER / OKTOBER 2014 *****

H S	Uraian Komoditi Commodity Description	Berat Bersih / Net Weight (Kg)		Nilai / Value C.I.F (US\$)	
		Bulan ini Current Month	Kumulatif Cum.Jan. to date	Bulan ini Current Month	Kumulatif Cum.Jan. to date
8467210000	Drills of all kinds with self containedelectric motor	221 872	2 337 222	827 872	10 092 462
8467220000	Saws with self contained electric motor	87 494	934 843	252 144	4 722 270
8467290000	Oth tool for working in the hand,with self-contained electric moto	971 700	9 060 744	2 105 735	26 501 904
8467810000	Chain saws	231 988	2 117 278	419 574	5 417 885
8467890000	Oth tool for working in the hand,with self-contained non-electric n	67 874	680 452	407 784	4 502 470
8467911000	Part of chain saw,of elect-mechanic forwork in hand,self-cont. elec	16 378	48 892	18 800	104 522
8467919000	Part of chain saw ,of elect-mechanic forwork in hand,self-cont. non	144 002	1 544 111	406 117	2 867 373
8467920000	Parts of pneumatic tools	38 257	183 385	155 527	1 916 391
8467991000	Part of hydraulic tool,of goodswith self-contained electric motor	41 713	491 234	138 099	1 204 005
8467999000	Part of hydraulic tool,of goodsnot with self-contained electric mot	147 924	1 555 223	354 298	4 086 643
8468100000	Hand-held blow pipes	4 640	30 599	9 108	447 245
8468201000	Hand-operated gas welding, brazing/cutting appliances for metal	81 356	720 056	288 939	3 262 016
8468209000	Other gas-operated machinery & apparatus	49 453	625 198	381 490	4 872 323
8468800000	Other machinery and apparatus	30 182	492 762	208 468	4 408 406
8468901000	Parts of goods of hand-held blow pipes	1 241	528 620	15 286	1 331 533
8468902000	Parts of goods of hand-operat gas weldbrazing/cutting appliances	13 712	93 242	58 048	908 275
8468909000	Oth parts of not hand blow pipe/oprtddgas welding, braze/cut appl	69 578	1 229 968	1 581 783	10 531 667
8469001000	Word processing machines	0	12	0	25
8469009010	Automatic typewriters	4 657	18 875	68 749	281 238
8469009090	Non automatic typewrites	19	60 018	11 419	160 308
8470100000	Electronic calculators capable of operwithout an extrnl source elect	39 052	577 776	216 858	2 190 061
8470210000	Electronic calculating machinesincorporating a printing device	2 077	15 422	159 162	547 379
8470290000	Other electronic calculating machines	28 841	236 736	393 694	2 184 310
8470300000	Other calculating machines	31 866	1 165 298	199 942	4 753 433
8470500000	Cash registers	15 336	414 149	389 598	15 102 828
8470901000	Postage-franking machines	542	12 902	52 013	77 740
8470902000	Accounting machines	3 689	9 329	8 400	39 140
8470909000	Mach for pocket-size data record, reprod,display mach with calcul.	55	10 164	15 292	87 739
8471301000	Palmtop & personal digital assistants(PDAs)	25 656	60 924	359 440	5 805 195
8471302000	Laptops incl notebooks and subnotebooks	943 462	8 225 165	77 320 308	615 646 704
8471309000	Oth portable digital automatic dataprocmach,weigh not more thar	288 348	2 726 116	23 903 874	375 626 368
8471411000	Personal computers excluding portable	54 079	960 324	3 320 747	50 799 780
8471419000	Other digital automatic data processingmachines	41 648	326 506	3 447 123	26 155 191
8471491000	Processing units for personal & portabcomputers,presented in form	147 552	1 098 554	9 257 004	63 520 220
8471499000	Other digital automatic data proces mach,present in form of syste	43 786	732 021	2 788 055	29 585 230
8471501000	Process units for personal & portab comp,other automatic data pr	189 038	1 701 346	13 399 342	109 516 058
8471509000	Other digital automatic data proces mach,other automatic data pr	117 484	2 122 957	3 633 885	78 055 026
8471603000	Computer keyboards	84 099	683 398	646 970	6 019 067
8471604000	X-y coordinate input devices,includingmouse,light pens,joystick,tra	111 858	1 010 764	885 109	8 158 282
8471609000	Other mach input/output units,whether/ not contain storg units sa	40 131	581 342	3 130 426	47 333 144
8471701000	Floppy disk drives	5 023	44 453	227 438	2 941 729
8471702000	Hard disk drives	295 217	2 911 659	10 550 999	103 237 905
8471703000	Tape drives	893	13 551	319 265	2 109 791
8471704000	Optical disk drives,including cd-romdrives,dvd drives & cd-r drives	99 695	642 721	2 468 348	20 380 163
8471705000	Proprietary fmat strge device incldmedia therefor fr automat dt pr	41 628	262 885	5 310 511	37 687 044
8471709100	Automatic backup systems	7 841	11 333	159 285	447 066
8471709900	Other storage units of digital automaticdata processing machines	42 310	390 783	5 600 428	24 448 494
8471801000	Control and adaptor units	63 336	569 184	1 261 986	13 105 784
8471807000	Sound card and video cards	9 841	126 441	40 059	798 283
8471809000	Other units of automatic data processingmachines	119 400	968 686	5 511 771	43 973 039
8471901000	Bar code readers	14 463	113 910	328 191	3 287 942
8471902000	Optical character readers,document/ image scanners	17 886	505 281	1 305 893	17 426 418
8471909000	Other automatic data processing machines& units thereof	209 733	1 654 029	4 031 633	46 736 866
8472101000	Duplicating machines, electric operated	749	5 241	4 851	275 412
8472102000	Duplicating machines, not electricallyoperated	11 817	37 115	20 140	113 765
8472301000	Machines for sorting/folding mail/ for inserting mail in envelopes,e	3 803	16 494	156 131	620 114
8472302000	Machines for sorting/folding mail/ for inserting mail in envelopes,nc	406	941	63 330	67 862
8472901000	Automatic teller machines	308 043	6 045 851	3 330 671	82 264 464
8472902000	Electronic fingerprint identificationsystems	14 617	146 705	178 684	946 396
8472903000	Other office machines,electrically operated	21 893	538 261	794 177	12 164 428
8472909000	Other office machines,not electrically operated	20 984	208 857	101 032	964 569
8473101000	Printed circuit assembliesfor word- processing machines	12 693	64 156	364 904	3 276 034
8473109000	Other parts & acces of the mach oftypewriter not printer/ word pr	2 998	73 854	229 915	4 081 775
8473210000	Parts & accs of elect calculating; with/without extrnal sources & pc	40	1 753	4 596	56 659

I.3. IM POR M ENURUT KOM ODITI / IM PORT BY HS COM M ODITY

*** OKTOBER / OKTOBER 2014 ***

H S	Uraian Komoditi Commodity Description	Berat Bersih / Net Weight (Kg)		Nilai / Value C.I.F (US\$)	
		Bulan ini Current Month	Kumulatif Cum.Jan. to date	Bulan ini Current Month	Kumulatif Cum.Jan. to date
8473290000	Other parts & acces of the machine ofcalculating, reproducing, di	19 677	149 398	246 286	2 719 140
8473301000	Assembled printed circuit boards	295 313	3 215 489	10 651 281	195 138 788
8473309000	Other parts & acces of the machines ofautomatic data processing	576 757	5 591 724	14 412 235	125 931 086
8473401100	Parts including printed circuit assembfor automatic teller machine	4 399	39 242	511 714	2 580 836
8473401900	Other parts&access of the mach of othoffice machine,for elect op	34 191	98 098	621 400	4 878 538
8473402000	Other parts&access of the mach of othoffice machine,for non elec	586	10 894	30 090	247 414
8473501100	Parts&access suitable for use with machauto data procc mach & u	23 907	124 879	295 676	1 666 845
8473501900	Part&acc suitabl for use mach typewriternot printers&oth office m	21 228	80 107	17 240	719 179
8473502000	Part&acc suitabl for use mach typewriternot print&oth office macl	44	80	3 400	5 235
8474101000	Sorting,screening,separating/washingmachines, electrically operat	370 719	5 128 247	1 827 545	35 864 327
8474102000	Sorting,screening,separating/washingmachines, not electrically op	18 218	400 437	59 078	2 517 234
8474201100	Crushing/grinding machines for stoneelectrically operated	718 724	13 481 043	2 410 800	62 949 145
8474201900	Crushing/grinding mach for earth,oresoth mineral substances,elect	2 550 093	16 019 342	8 462 678	105 932 144
8474202100	Crushing/grinding mach for stonenot electrically operated	26 665	356 606	149 029	681 468
8474202900	Crushing/grinding mach for earth,oresoth mineral substances,not e	156 657	1 139 136	511 072	3 980 415
8474311000	Concrete/ mortar mixers, electricallyoperated	207 293	4 379 129	815 647	17 403 996
8474312000	Concrete/ mortar mixers, not electricallyoperated	109 498	1 640 670	303 350	5 893 834
8474321100	Mach for mixing mineral substances withbitumen,output cap ? 80	0	755 366	0	1 383 752
8474321900	Mach for mixing mineral substances withbitumen,output cap > 80	5 688 663	11 642 976	34 272 112	91 869 239
8474322900	Mach for mix mineral substnc wth bitumen,output cap >80 t/h,not	0	1 567 727	0	11 175 765
8474391000	Other mixing/kneading machineselectrically operated	4 578 351	12 985 711	15 975 241	77 312 862
8474392000	Other mixing/kneading machinesnot electrically operated	6 754	1 081 014	28 800	4 232 993
8474801000	Mach for agglomerating,shaping/mauldsolid mineral fuels,electric	1 651 535	16 890 643	5 245 441	70 569 825
8474802000	Mach for agglomerating,shaping/ mouldsolid mineral fuels,not elec	149 047	708 210	633 107	4 045 276
8474901000	Parts of mach for sort,creen,separate,wash,crush,grinding&mixing	1 670 526	19 018 521	9 004 007	134 944 995
8474902000	Parts of mach for sort,creen,separate,wash,crush,grinding&mix,nc	63 920	1 215 385	775 043	13 415 997
8475101000	Mach for assembl electric/ electronicclamps tubes/ valves,electric op	11 919	37 430	68 758	256 932
8475102000	Mach for assembl electric/ electronicclamps tubes/ valves,not elect.	227	1 944	14 141	107 897
8475210000	Machines for making optical fibres andpreforms thereof	0	2	0	441
8475290000	Other machines for manufacturing/hot working glass/ glassware	77 273	296 381	1 008 630	4 666 045
8475901000	Part of mach for assmb/ mfg elect/ elctrnihot work glassware,elect	15 570	212 641	393 648	6 067 200
8475902000	Part of mach for assmb/ mfg elect/ elctrnihot work glassware,not e	490	3 095	17 765	405 051
8476210000	Automatic beverage-vending machin,incorporating heating/refrige	0	35 835	0	528 423
8476290000	Other automatic beverage-vendingmachines	0	9 118	0	157 262
8476810000	Other automatic goods-vending mach,incorporating heating/refrig	0	1 819	0	15 267
8476890000	Other automatic goods-vending mach,without heating/refrigerati	740	6 492	6 307	117 891
8476900000	Parts of automatic goods-vend machincorpor heating/refrigerating	33 477	524 089	1 063 134	8 936 912
8477101000	Injection-moulding machines for mouldingrubber	766 694	5 860 206	5 601 143	50 284 449
8477103100	P.v.c. injection moulding machine	986 319	10 596 277	6 448 690	77 035 553
8477103900	Other injection-moulding machinesfor moulding plastics	31 754	1 458 160	488 727	14 739 569
8477201000	Extruders for extruding rubber	225 964	819 865	6 570 630	12 882 748
8477202000	Extruders for extruding plastics	611 448	5 071 530	6 569 610	62 948 170
8477300000	Blow moulding machines	504 134	3 095 733	17 345 628	88 824 535
8477401000	Vacuum moulding & other thermo formingfor moulding/forming r	124 489	807 473	807 123	6 957 665
8477402000	Vacuum moulding & other thermo formingfor moulding/forming p	106 518	2 492 175	1 787 458	37 380 268
8477510000	Mach for mould/ retread pneumt tyres,for mould/ othwise forming	62 712	702 213	157 911	6 499 461
8477591000	Other machine for moulding/ otherwiseforming for rubber	40 444	1 054 506	740 058	9 675 145
8477592000	Other machine for moulding/ otherwiseorming for plastics	142 420	1 904 753	1 785 222	25 000 594
8477801000	Other machinery for working rubber/ rubber products, electrically	510 699	8 753 822	7 511 290	78 723 493
8477802000	Other machinery for working rubber/ rubber products, not electric	42 790	1 453 927	701 455	24 576 501
8477803100	Lamination presses for the manufactrof PCB/ PWBs	11 333	93 495	85 000	958 128
8477803900	Other machinery for rubber or plastics,electrically operated	520 730	5 437 628	8 403 499	70 390 808
8477804000	Other machinery for working rubber/ plastic products, not elect op	58 830	309 550	330 807	3 583 550
8477901000	Parts of electrically operatd mach forworking rubber/ products froi	220 135	3 564 742	2 444 085	29 087 959
8477902000	Part of nonelectric opratd mach forworking rubb/ fr the manuf pro	68 118	1 225 413	2 333 062	21 246 541
8477903200	Pars of lamination pressesfor the manufc of PCB/ PWBs	17 060	374 843	369 077	3 876 691
8477903900	Oth Parts not parts of laminationpresses for the manufc of PCB/ PV	7 185	362 434	267 081	5 903 371
8477904000	Part of nonelectric opratd mach for workplastic/ for the manuftg p	82 732	676 087	958 372	10 736 416
8478101000	Machinery for preparing/ making uptobacco, electrically operated	92 088	2 506 031	6 776 397	213 876 625
8478102000	Machinery for preparing/ making uptobacco, not electrically opera	14 877	29 452	93 446	232 815
8478901000	Parts of machinery for preparing/ makingup tobacco, electrically op	25 119	765 489	1 351 873	100 549 099
8478902000	Parts of machinery for preparing/ makingup tobacco, not electrical	2 215	58 353	15 401	484 966
8479101000	Machinery for public works,building/ the like electrically operated	553 634	2 387 960	1 234 455	8 761 440
8479102000	Machinery fr public works,building/ the like not electrically operat	9 361	337 432	137 841	3 295 320

I.3. IM POR M ENURUT KOM ODITI / IM PORT BY HS COM M ODITY
***** OKTOBER / OKTOBER 2014 *****

H S	Uraian Komoditi Commodity Description	Berat Bersih / Net Weight (Kg)		Nilai / Value C.I.F (US\$)	
		Bulan ini Current Month	Kumulatif Cum.Jan. to date	Bulan ini Current Month	Kumulatif Cum.Jan. to date
8479201000	Mach for the extract/preparation of animal/fix vegetabl fat/oil, ele	488 603	30 088 638	9 211 616	201 532 913
8479202000	Mach for the extract/preparation of animal/fix vegetabl fat/oil,not	174 067	4 536 474	301 946	7 632 078
8479301000	Presses for the manufacture of particleboard electrically operated	396 815	4 592 364	862 573	10 751 010
8479302000	Presses for the manufacture of particleboard not electrically operat	0	98 424	0	272 896
8479401000	Rope/ cable making machines,electrically operated	26 993	503 510	601 052	7 471 276
8479402000	Rope/ cable making machines,not electrically operated	240	9 980	59 586	349 229
8479500000	Industrial robots, not elsewhere specified/included	85 342	1 320 869	3 442 114	52 125 852
8479600000	Evaporative air coolers	137 851	1 798 205	969 860	16 108 729
8479710000	Passenger boarding bridges of kind use in airports	0	110	0	5 213
8479790000	Oth passenger boarding bridges	2 120	774 294	86 007	12 600 865
8479811000	Oth mach&mechanical appliance fortreating metal,electrically ope	134 493	1 218 896	3 562 044	20 980 747
8479812000	Oth mach&mechanical appliance fortreating mtl,non electrically o	81 021	354 485	249 005	2 609 464
8479821000	Mixing,kneading,crush,grind,screen,sift,homogenis,& emulsift/stir	1 363 385	6 993 752	9 597 483	94 316 344
8479822000	Mixing,kneading,crush,grind,screen,sift,homogenis,& emulsift/stir	62 135	628 657	1 237 524	10 977 595
8479892000	Machinery for assembling CPU	49 627	829 083	962 260	15 940 920
8479893000	Oth mach for assembling CPU daughterboard in plastic case/housi	1 090 462	6 827 847	20 494 183	164 567 888
8479894000	Oth mach for assembling CPU daughterboard in plastic case/housi	185 011	1 727 061	9 246 204	67 980 407
8479902000	Part of goods Oth mach for assembling CPU daughter plastic case/t	184 464	338 988	704 991	7 299 720
8479903000	Part of oth electrically operated machine	322 646	6 054 782	4 447 132	64 309 246
8479904000	Part of nonelectrically operated machinery	483 343	2 273 481	3 317 481	31 043 137
8480100000	Moulding boxes for metal foundry	106 830	497 548	1 779 720	10 151 051
8480200000	Mould bases	337 909	3 513 491	2 523 793	32 893 973
8480301000	Moulding patterns, of copper	1 425	33 437	13 890	1 109 332
8480309000	Moulding patterns, of other material	240 055	3 085 313	4 521 737	57 838 264
8480410000	Moulds for metal/ metal carbides injection or compression types	60 668	789 720	2 273 240	21 536 638
8480490000	Moulds for metal/ metal carbides not injection or compression type	429 558	1 762 980	4 346 612	24 572 575
8480500000	Moulds for glass	24 826	126 279	273 731	2 905 156
8480600000	Moulds for mineral materials	533 141	7 775 586	2 338 481	34 200 597
8480711000	Moulds for rubber or plastics, injection or compression type for fot	75 537	789 675	1 604 196	12 523 158
8480719010	Moulds for rubber or plastics, injection or compression type for op	0	5 016	0	438 220
8480719090	Oth moulds for rubber,plastics,injection/ compression type	493 910	5 630 412	9 395 145	111 784 708
8480791000	Mould for rubber,plastics, not injection, compression type for fot	43 925	469 409	792 707	6 091 462
8480799000	Oth mould for rubber,plastics,not injection , compression type	26 039	231 939	822 359	7 362 484
8481101100	Pres-reduce valve,iron/steel, manual	59 262	769 545	514 533	5 486 078
8481101900	Pres-reduce valve,iron/steel,automatic operate ,5 cm ? internal dia	350 873	2 526 810	4 528 799	35 338 129
8481102100	Pressure-reducing valves of copper/ copper alloys internal diamtr ?	40 323	620 624	880 032	14 165 251
8481102200	Pressure-reducing valves of copper/ copper alloys internal diamtr >	22 404	110 328	21 611	372 073
8481109100	Oth pressure-reducing valves of plastics 1cm ? internal diamtr > 2.	8 145	36 238	171 786	544 022
8481109900	Oth pressure-reducing valves not of plastics	25 352	324 906	111 541	2 759 795
8481201000	Valve for olehydraulic/pneumatic tran,manual oprtd, 5 cm ? intl di	13 590	68 621	150 930	1 826 638
8481202000	Valve for olehydraulic/pneumatic tran,of cooper/ cooper aloy, 1cm	234	26 394	6 686	435 991
8481209000	Oth valve for olehydraulic/pneumatic transmissions	256 177	2 465 002	2 797 109	35 530 530
8481301000	Check (nonreturn) valve of swing check-valve type,40 cm ? inlets in	105 334	624 979	687 133	7 450 305
8481302000	Check (nonreturn) valve,copper/ copperalloy, internal diameter < 2	102 052	328 128	112 128	859 818
8481303000	Check (nonreturn) valve of plastics,10cm ? internal diameter ? 25 (8 306	14 789	28 037	78 949
8481309000	Other check (nonreturn) valves	376 763	3 906 469	4 851 689	46 598 417
8481401000	Safety/relief valves of copper/ copperalloy < 2.5cm	4 467	83 458	144 084	2 577 337
8481402000	Safety/relief valves of plastics 10cm ? internal diameter ? 25 cm	1 355	19 689	5 686	325 958
8481409000	Oth safety/relief valves	265 403	2 747 606	8 320 398	54 125 918
8481801100	Valves for inner tube of copper/ copperalloys	79 579	1 591 284	847 620	16 133 208
8481801200	Valves for inner tubes of oth materials	32 438	1 298 690	299 952	12 735 399
8481801300	Valves for tubeless tyres of copper/ copper alloys	1 122	13 614	20 495	169 627
8481801400	Valves for tubeless tyres of oth materials	8 969	302 380	267 334	4 439 815
8481802100	Lpg cylinder valv of cooper/ cooper alloy having inlet& outlet intl dia	559	68 770	10 549	93 360
8481802200	Lpg cylinder valv of cooper/ cooper alloy having inlet& outlet intl dia	1	70 328	21	124 258
8481803000	Cocks/valves,whether/ not fitted with piezo elect igniters for gas st	24 299	291 932	302 464	4 995 882
8481804100	Soda water bottle valve;gas operat, of plastic, 1 cm < internal diam	628	7 976	7 758	102 179
8481804900	Oth soda water bottle valve;gas operate beer dispensing units	266 230	3 419 804	4 525 323	39 962 828
8481805100	Mixing tapes and valves,of plastic,1 cm < internal diameter ? 2,5cm	13 609	99 974	85 738	472 004
8481805900	Others mixing tapes and valves	314 022	2 444 361	2 152 455	10 554 714
8481806100	Water pipeline valve,manual operate,5cm < inlet/ outlet int diamtr	53 473	415 543	158 189	2 492 270
8481806200	Cast iron gate valve,inlet diamtr ? 4cm & cast iron butterfly valve,inl	293 668	1 752 414	2 442 100	14 939 538
8481806300	Cast iron gate valve,inlet diamtr < 4cm & cast iron butterfly valve,inl	119 539	1 270 242	952 840	16 904 203
8481806400	Hog nipple waterer,of plastics,1 cm ? internal diameter < 2,5 cm	1 954	18 214	31 106	344 241

I.3. IM POR M ENURUT KOM ODITI / IM PORT BY HS COM M ODITY
***** OKTOBER / OKTOBER 2014 *****

H S	Uraian Komoditi Commodity Description	Berat Bersih / Net Weight (Kg)		Nilai / Value C.I.F (US\$)	
		Bulan ini Current Month	Kumulatif Cum.Jan. to date	Bulan ini Current Month	Kumulatif Cum.Jan. to date
8481806500	Other hog nipple waterers	68 146	271 910	546 144	3 052 533
8481806600	Nipple joint valves,of plastics1 cm ? internal diameter < 2,5 cm	0	37	0	109
8481806700	Other nipple joint valves	278 785	497 554	13 575 867	26 224 827
8481807100	Ball valves,of plastics,1 cm ? internal diameter < 2,5 cm	32 213	451 834	114 530	2 638 781
8481807200	Other ball valves	932 129	6 580 209	11 722 492	61 242 192
8481807300	Gate valve,manual operate,of iron/steel,5cm ?inlet/outlet interna	564 282	4 570 929	3 227 456	27 185 879
8481807400	Gate valve,manual operate,of iron/steel,inlet/outlet internal diam	23 199	172 318	379 005	1 887 050
8481807500	Manifold valves of plastics,1 cm ? internal diameter < 2,5 cm	2	36 409	40	220 888
8481807600	Other manifold valves	60 742	906 360	315 510	8 198 167
8481808100	Pneumatic control valve,of plastics, 1 cm ?internal diameter < 2,5	9 886	151 025	736 266	7 294 259
8481808200	Other pneumatic controlled valve	28 838	491 445	922 735	12 481 593
8481808300	Oth valve of plastic,inlet diamtr>=1cm, outlet diamtr ? 2,5 cm	2 617	129 207	30 811	290 334
8481808400	Oth valve of plastic,inlet diamtr>=1cm, outlet diamtr > 2,5 cm	388	47 520	1 683	1 568 145
8481808700	Fuel cut-off valve plastic for vehiclefor transport of persons/goods	4 127	42 356	31 386	431 738
8481808800	other fuel cut-off valve plastic forvehicle for transport of persons/	70 486	516 686	374 833	3 039 584
8481808900	Other valve of stainless steel/ nickle,manual operate,weighting < 3	106 216	769 890	547 473	4 164 988
8481809100	Water taps of copper or copper alloywith an internal diameter ? 2.	180 312	2 349 868	1 692 692	30 623 245
8481809200	Fuel cut-off valves for vehicle	18 600	131 187	307 691	2 402 006
8481809900	Other Fuel cut-off for vehicle	1 102 781	10 392 937	17 411 421	225 213 500
8481901000	Parts of housing for sluice/ gate valvesan internal diameter ? 25 m	147 168	481 659	2 212 366	7 268 071
8481902100	Parts bodies valves, for water taps	3 812	108 985	36 878	679 525
8481902200	Parts bodies valve for LPG cylinder	0	55 192	0	172 530
8481902300	Other bodies valves not for water taps	10 781	173 793	121 470	1 651 381
8481902900	Others parts for taps, cocks, valves,and similar appliance of int. dir	135 508	1 380 783	1 559 995	17 745 791
8481903100	Valve bodies/ stems of inner tube ortubeless tyres valves	11 351	93 742	266 285	2 612 506
8481903900	Oth valve bodies/ stems of inner tube ortubeless tyres valves	23 004	425 466	449 790	6 089 248
8481904100	Valve cores of inner tube valves ortubeless tyres valves	319	23 595	2 807	54 067
8481904900	Oth valve cores of inner tube valves ortubeless tyres valves	26 419	304 487	356 497	5 585 177
8481909000	Others parts for taps, cocks, valvesand similar appliances	415 441	3 937 335	4 940 778	56 110 231
8482100000	Ball bearings	1 340 652	20 027 326	14 825 059	156 178 134
8482200000	Tapered roller bearings,including coneand tapered roller assembli	233 122	2 462 181	2 827 735	30 855 221
8482300000	Spherical roller bearings	208 283	1 878 484	997 809	10 886 164
8482400000	Needle roller bearings	121 167	1 298 541	2 324 689	26 315 379
8482500000	Oth cylindrical roller bearings	80 169	1 207 347	1 863 807	24 407 280
8482800000	Oth,includ.combined ball/ roller bearings	971 875	10 525 046	3 744 957	66 019 830
8482910000	Balls, needles and rollers	231 806	2 452 956	1 436 232	18 273 894
8482990000	Other parts of ball and roller bearings	1 116 512	9 073 467	8 640 457	73 428 396
8483101000	Transmission shafts for machinery ofheading 84.29 or 84.30	82 054	1 087 496	1 082 204	11 961 028
8483102400	Transmission shaft for vehicles of motorcycles, auxilary motor	428 921	5 132 855	3 353 768	29 727 623
8483102500	Transmission shafts for vehicles ofa cylinder capacity < 2000 cc	851 517	7 782 379	5 495 132	56 274 078
8483102600	Transmission shafts for vehicles of2000 cc < cylinder capacity? 300	43 842	516 453	485 865	5 388 370
8483102700	Transmission shafts for vehicles ofa cylinder capacity > 3000 cc	160 774	1 894 562	1 774 904	20 425 188
8483103100	Transmission shafts for marine propul-sion engines of an output?2	177	2 202	6 872	131 334
8483103900	Transmission shafts for marine propul-sion engines of an output>2	108 068	814 965	1 148 905	8 888 022
8483109000	Other transmission shafts	694 664	10 482 708	6 536 669	109 001 077
8483202000	Bearing housing incorp. ball or rollerbearings for mach.of bulldozer	34 788	121 535	372 588	2 190 900
8483203000	Bearing housing incorp. ball or rollerbearings for mach.of vehicles	270 735	617 665	419 097	1 285 479
8483209000	Other bearing housing incorp. ballOr roller	302 768	1 749 680	882 254	7 688 101
8483302000	Bear'g hous'g not incorp.ball or rollerbearings for mach.of head 84	104 555	669 157	906 044	6 266 685
8483303000	Bear'g hous'g not incorp.ball or rollerbearings for eng.of vhcl of ch	198 175	968 790	1 588 633	11 648 929
8483309000	Other bearing housing not incorp.ball orroller bearings; plain shafts	176 853	1 650 353	1 102 023	15 689 308
8483402000	Gear&gearing oth than toothed wheels,for marine vessels	361 758	2 981 062	2 944 208	21 705 053
8483403000	Gear&gearing oth than toothed wheels,for machinery of moving g	220 223	1 848 393	1 978 584	19 842 869
8483409000	Gear&gearing oth than toothed wheels,for oth mar.vsl/ mach of m	1 644 187	17 545 107	17 186 477	181 387 722
8483500000	Flywheels&pulleys,including pulley block	477 829	4 721 377	3 730 724	39 892 674
8483600000	Clutches & shaft couplings(including universal joints)	474 942	4 772 575	4 327 269	46 706 163
8483901100	Parts of goods of transmission shaftsfor pedestrian/ agricultural tra	11 053	41 795	36 460	328 427
8483901300	Parts of goods of transmission shaftsfor oth. tractors of pedestriar	1 895	29 104	81 986	771 442
8483901400	Parts of goods of transmission shaftsfor goods of motorcycles	71 914	876 177	267 825	2 425 629
8483901500	Parts of goods of transmission shaftsfor other goods of vehicle anc	132 846	1 301 400	1 509 808	15 620 644
8483901900	Oth. parts of goods of trans. shafts	133 852	2 126 063	1 047 777	38 461 790
8483909100	Oth toothed wheels, chain sproccatedfor goods of pedestrian/ agric	2 684	12 628	33 638	140 277
8483909300	Oth toothed wheels, chain sproccatedfor oth.tractors of pedestrian	79	397	3 735	16 186
8483909400	Oth toothed wheels, chain sproccatedfor goods of motorcycles	34 093	521 971	192 028	2 808 651

I.3. IM POR M ENURUT KOM ODITI / IM PORT BY HS COM M ODITY
***** OKTOBER / OKTOBER 2014 *****

H S	Uraian Komoditi Commodity Description	Berat Bersih / Net Weight (Kg)		Nilai / Value C.I.F (US\$)	
		Bulan ini Current Month	Kumulatif Cum.Jan. to date	Bulan ini Current Month	Kumulatif Cum.Jan. to date
8483909500	Oth toothed wheels, chain sproccatedfor other goods of vehicles ar	97 963	1 518 864	1 090 631	24 193 901
8483909900	Oth toothed wheels, chain sproccated	372 966	3 111 720	3 751 858	29 013 546
8484100000	Gaskets& similar joint metal sheetingcombined with oth material/2	581 929	5 248 105	6 553 796	66 439 378
8484200000	Mechanical seal	296 623	1 704 153	2 663 435	22 621 841
8484900000	Oth.gasket&similar joints of metal sheetcombined with oth materi	564 879	3 775 917	7 566 660	62 845 234
8486101000	Apparatus for rapid heating of semi-conductor wafers	2 218	26 179	245 901	2 129 134
8486102000	Spin dryers for semiconductor waferprocessing	2 663	16 586	15 182	312 598
8486103000	Machines for working by laser/ oth lightin the prod.of semiconduct	0	1 687	0	312 642
8486104000	Mach.& app for sawing monocrystal semi-ond. boules into slice, w	4 080	11 977	212 871	473 865
8486105000	Grinding, polishing,lapping machines forproces. of semiconductor	2 155	28 458	11 460	606 666
8486106000	Apparatus for growing/pulling mono-crystal semiconductor boules	0	19	0	18 290
8486109000	Oth machines& apparatus for the manu-facture of boules or water	10 011	38 969	109 480	3 693 691
8486201200	Epitaxial deposi'n mach. smcndctor wfr;spinner for coat'g photogr.	9 845	37 784	441 213	702 105
8486201300	App.physical deposition by sputter'g onsemiconductor wafers or f	0	552	0	124 609
8486201900	Other film formation equipment	0	15 173	0	817 937
8486202100	Ion implanters for doping semiconductormaterials	1	7	500	3 791
8486202900	Other doping equipment	0	1 769	0	134 626
8486203100	Deflash mach.;spraying appliances forcleaning metal leads&semic	817	20 352	5 025	497 591
8486203300	Apparatus for wet etching, developing,stripping,cleaning semiconc	0	2 886	0	53 677
8486203900	Other etching and stripping equipment	37	8 525	4 067	503 727
8486204100	Direct write-on-wafer apparatus	0	2	0	214
8486204200	Step and repeat aligners	0	9	0	8 618
8486205100	Dicing machines for scribing/ scoringsemiconductor wafers	0	3 578	0	100 926
8486205900	Other equipment for dev. exposed wafers	22	3 389	18 410	78 894
8486209100	Lasercutters for cut contact. tracks insemiconductor prod. by laser	0	16 513	0	1 095 913
8486209200	Machines for bending, folding and straightening semiconductor lea	56 500	278 149	85 283	556 092
8486209300	Resistance heated furnaces, ovens formfcture of semicon dvc on s	0	36	0	5 165
8486209400	Inductance/ dielectric furnace, oven formfcture of semicon dvc on	0	576	0	8 032
8486209500	Auto-mach. for the placement/ removal ofcomp./ contact element	796	26 972	71 413	1 501 739
8486209900	Other mach. & apprts for the mnfact ofsemicon. devices/ of elect i	0	18 914	0	2 818 486
8486301000	Apparatus for dry etching patterns onflat panel display substrates	9	1 754	13	41 873
8486302000	App. for wet etch, develop, stripping or cleaning flat panel display	0	145	0	3 920
8486303000	Chemical vapour deposition app.to prodspinners for coat,physic d	8	618	1 008	48 520
8486309000	Othetr mach. and app. for the manufactre of flat panel displays	207	37 869	815	311 652
8486401000	Focused ion beam milling mach to prodc,repair mask,reticle for p	0	2 501	0	217 729
8486402000	Die attach,bonders, for assem. Smcndtormatic mach.for transpor	9 965	175 534	75 858	4 459 362
8486403000	Moulds for manufact. of semiconductordevices	2 633	49 578	12 454	538 500
8486404000	Optical stereoscopic microscopes fittedwith equip.spec'y dsgned c	0	717	0	173 313
8486406000	Electron beam microscopes with equipspecifically designed of smc	37	3 601	1 677	56 424
8486409000	Other machines and apparatus specifiedin note 9(c) to this chapte	204	22 766	21 698	297 625
8486901100	Parts and accessories of app for rapidheating of semiconductor wai	1 561	17 510	68 027	412 570
8486901200	Parts & accessories of spin dryersfor semiconductor wafer prosesii	6	1 336	2 162	153 350
8486901300	Parts&access.of mach. for work by laseror oth.lead or photobeam	105	2 299	6 767	176 180
8486901400	Tool holders&self-open diehead, workholders; dividing heads for	163	2 252	6 158	117 834
8486901500	Oth parts, access.of mach. for machinetools	565	7 665	37 336	656 290
8486901600	Parts & access.of grind, polish, lap mac for processing of semicon.	553	4 600	15 662	95 335
8486901700	Parts & access.of app for grow/pullingmonocrystal semiconductor	0	14	0	334
8486901900	Oth parts, access.of mach. and app. forthe manufact. of boules/wa	161	3 391	51 138	947 533
8486902100	Parts & access of chemical vapour depo-sition app. For smcndutor	0	256	0	1 312
8486902200	Parts & access. of epitaxial depo. mach,spinner for coat photo. em	2	834	8 487	78 042
8486902300	Parts & access. of ion implanter fordopping of app for phys.l depo,	5	179 656	189	3 650 941
8486902400	Tool holder/ self-open diehead; of sprayor etch,strip s-wafer,dry-et	195	216	591	5 834
8486902500	Oth parts & access. of dicing machinesfor scrib/ scoring smconduct	3 769	31 128	233 608	1 119 365
8486902600	Tool holder/ self-open diehead,dividingheads& oth spec atchm for	2 694	22 340	75 994	682 659
8486902700	Other part and accessories of tool holdrself open diehead, dividin	18	8 559	23 480	101 521
8486902800	Part & access of resistance heated furnaces&ovens for the mnfctre	8 644	57 726	6 975	96 330
8486902900	Oth part & acces of mach & app.for mnfctof smcndctre dvcsof e	11 913	22 855	77 099	330 211
8486903100	Part & access of app for dry etching ptrnnon flat panel display subst	0	1 036	0	55 299
8486903200	Tool holder/ self-open dieheads,work hldrdividing heads& oth spec	35	2 142	2 141	206 424
8486903300	Oth. part&access of app for dry/ wetetching& oth special atch for	0	304	0	7 771
8486903500	Part & access of spinners for coat.photoemuls/ app.phys depo on f	0	14	0	5 090
8486903900	Oth part & access of mach and apparatusfor the manufact. of flat p	3	111	1 453	5 182
8486904100	Part & acces of focused ion beam millingmach to produce, repair r	1	177	172	3 008
8486904200	Part& acces of die attach app, auto-tapewire bonder, encapsul equ	3 565	8 301	65 266	287 353

I.3. IM POR M ENURUT KOM ODITI / IM PORT BY HS COM M ODITY

*** OKTOBER / OKTOBER 2014 ***

H S	Uraian Komoditi Commodity Description	Berat Bersih / Net Weight (Kg)		Nilai / Value C.I.F (US\$)	
		Bulan ini Current Month	Kumulatif Cum.Jan. to date	Bulan ini Current Month	Kumulatif Cum.Jan. to date
8486904300	Part& acces of auto-mach transport, handlstorage of smcndctor, w	225	1 607	48 980	161 678
8486904400	Part& acc of optic stereoscop microscopewith equip to hndle/tran	0	130	0	434
8486904500	Part & acces of electron beam microscopewith equip to hndle/tran	0	5	0	291
8486904900	Oth part and acces of other mach & appspecified in note 9(c) to th	4 395	52 899	248 663	2 808 964
8487100000	Ships/boats propellers and blades thrfor	152 656	1 996 452	830 244	17 440 911
8487900000	Oth mach. parts, not cont. electric con-necto,insulator,coil, oth el	309 505	3 071 232	5 747 583	61 102 741
8501102100	Stepper motors dc an output ? 37.5 wof ac, refrigerator,domesetic	13 013	172 018	482 565	3 953 941
8501102900	Oth. Stepper mtr dc an output ? 37.5 w	27 320	468 226	985 422	15 009 579
8501103000	Spindle motors dc an output? 37.5 w	18 686	110 709	652 226	3 463 687
8501104100	Others spindle mtr dc an output? 37.5 wof ac, refrigerator,domesic	103 061	644 550	1 330 348	11 155 663
8501104900	Others motors dc of an output?37.5w	140 331	2 080 280	2 021 306	30 163 242
8501105100	Stepper universal (AC/ DC) motorsof ac, refrigerator,domesetic app	15	8 948	2 764	192 483
8501105900	Oth.stepper universal (AC/ DC) motors	211 463	1 631 996	211 747	1 772 099
8501106000	Spindle universal (AC/ DC) motors ofan output =<37.5w	639	18 589	147 299	655 513
8501109100	Others spindle (AC/ DC) motors of headingof ac, refrigerator,dome	18 090	151 411	481 909	4 160 387
8501109900	Others spindle (AC/ DC) motors	143 574	2 072 003	2 214 129	28 532 882
8501201200	Universal AC/ DC mtrs of an output>37.5 w	140 694	1 433 396	94 614	1 228 880
8501201900	Other universal AC/ DC mtrs ofan output > 37,5 w	66 744	645 394	93 355	1 296 208
8501202100	Universal (AC/ DC) motors ofan output > 1 kw	0	7 597	0	214 790
8501202900	Other universal (AC/ DC) motors ofan output > 1 kw	20 573	214 930	264 610	2 864 930
8501313000	Motor DC, generator DC an output?750 w	187 128	851 498	4 214 565	14 622 013
8501314000	Oth.mtr dc, genrator dc an output? 750 w	325 313	2 805 232	2 545 050	23 108 172
8501315000	Generator DC an output ? 750 w	120 855	691 069	372 122	4 847 431
8501321100	Motor of kind used of ac, refrigerator,domesetic appl.elct output >	4 004	27 067	21 426	191 179
8501321200	Other motor dc an output > 37.5 kw	57 206	850 783	622 825	5 492 438
8501321300	Other Generator dc an output>37.5 kw	0	122 660	0	348 029
8501329100	Other motor of kind used of ac, refrig. domesetic appl.elct output	1 152	4 083	35 004	106 813
8501329200	Oth motor dc 37.5 kw<output?75 kw	3 372	74 829	96 398	824 025
8501329300	Oth generator dc 37.5 kw<output?75 kw	23 902	256 740	89 149	3 424 134
8501330000	Motor dc, Generator dc75 kw < an output ? 375 kw	4 229	146 655	70 240	1 616 379
8501340000	Motor dc, Generator dcan output > 375 kw	17 587	187 846	59 322	2 396 455
8501401100	Motors AC, single-phase ofan output ? 1 kw	662 735	4 952 280	2 111 947	15 231 709
8501401900	Other motor AC, single-phase ofan output ? 1 kw	1 643 859	13 455 839	3 982 892	34 975 412
8501402100	Motor AC, single-phase ofan output > 1 kw	327	50 148	24 870	810 064
8501402900	Oth AC motors, single-phase ofan output > 1 kw	193 185	1 802 330	1 036 006	6 453 597
8501511100	Motor ac, multi-phase ofan output ? 750 w	47 479	458 843	77 859	1 110 868
8501511900	Other motor ac, multi-phase ofan output ? 750 w	205 719	1 444 107	550 336	7 049 127
8501521100	Motor ac, multi-phase of750 w < an output ? 1 kw	241	159 453	3 102	105 023
8501521900	Other motor ac, multi-phase of750 w < an output ? 1 kw	106 364	1 479 584	600 339	8 103 596
8501522100	Motor ac, multi-phase of1 kw < an output ? 37.5 kw	27 919	468 737	128 485	1 761 622
8501522900	Other motor ac, multi-phase of1 kw < an output ? 37.5 kw	814 952	7 846 488	2 637 160	21 846 471
8501523100	Motor ac, multi-phase of an output > 37.5 kw	59 356	314 175	148 739	859 527
8501523900	Other motor ac, multi-phase of an output > 37.5 kw	75 246	1 581 818	395 591	6 467 578
8501530000	Motor ac of an output > 75 kw	324 631	5 459 730	1 745 332	32 225 734
8501611000	Generator ac of an output ? 12.5 kva	96 242	1 211 230	172 641	3 234 591
8501612000	Generator ac of an output > 12.5 kva	115 380	2 711 587	443 046	33 905 546
8501621000	Generator ac of75 kva < an output ? 150 kva	27 139	385 859	82 274	1 168 473
8501629000	Generator ac of150 kva < an output ? 375 kva	41 141	311 502	691 183	1 861 299
8501630000	Generator ac of375 kva < an output ? 750 kva	11 999	588 301	98 442	11 008 173
8501640000	Generator ac of an output > 750 kva	585 669	1 744 354	2 985 554	15 686 098
8502110000	Electric generating sets & rotary conv.of an output < 75 kva	723 971	6 968 235	2 668 826	31 640 412
8502121000	Electric generating sets & rotary conv.75 kva< an output ? 125 kva	307 886	2 372 012	1 801 079	11 575 502
8502122000	Electric generating sets & rotary conv.125 kva < an output ? 375 kva	315 610	3 967 026	2 682 745	30 352 718
8502131000	Electric generating sets & rotary conv.of an output > 12500 kva	282 174	1 738 606	3 764 982	22 825 981
8502139000	Oth. elect generating sets&rotary conv.of an output > 12500 kva	3 081 006	19 565 495	33 376 561	276 398 396
8502201000	Generating sets with spark-ignit interncombust piston output ? 75	1 100 564	10 161 371	2 048 789	23 802 492
8502202000	Generating sets with spark-ignit interncombust piston 75 kva < oul	7 036	642 866	7 126	518 229
8502203000	Generat sets with spark-ignition interncombst pist 100 kva < outpu	95 660	1 238 535	2 071 144	32 047 698
8502204100	Generat sets with spark-ignition interncombust piston output > 12	0	121 044	0	5 007 347
8502204900	Oth. gnrating sets with spark-ign interncombust piston output > 12	326 932	4 670 904	510 684	12 159 512
8502311000	Oth generating sets wind-powered ofan output ? 10000 kva	0	9 875	0	150 215
8502312000	Oth generating sets wind-powered of an oan output > 10000 kva	0	3 468	0	36 767
8502391000	Oth generating sets not wind-powered ofan output ? 10 kva	554 952	10 521 771	2 802 179	86 206 495
8502392000	Oth generating sets not wind-powered of10 kva < output ? 10000	283 244	893 785	23 367 726	34 591 652

I.3. IM POR M ENURUT KOM ODITI / IM PORT BY HS COM M ODITY

*** OKTOBER / OKTOBER 2014 ***

H S	Uraian Komoditi Commodity Description	Berat Bersih / Net Weight (Kg)		Nilai / Value C.I.F (US\$)	
		Bulan ini Current Month	Kumulatif Cum.Jan. to date	Bulan ini Current Month	Kumulatif Cum.Jan. to date
8502393100	Oth generating sets not wind-powered ofan output > 12500 kva	55 272	437 519	2 894 039	14 638 197
8502393900	Oth generating sets not wind-powered ofan output > 10000 kva	643 620	970 663	4 064 086	10 942 901
8502400000	Electric rotary converters	4 046	95 125	86 197	2 427 735
8503001000	Parts used in manufacture elct.motor, generator of output>10000	352 220	1 382 395	3 420 593	16 741 233
8503009000	Oth parts in manufacture electric motor generator of output>100	1 666 056	10 284 956	8 543 190	71 656 004
8504100000	Ballasts, for discharge lamps or tubes	140 797	2 027 253	1 032 663	12 186 222
8504211000	Step-voltage regulators;instrument transformer with a power han	5 726	184 734	113 023	2 302 608
8504219200	Liquid dielect transformer with handlingcap>10kva and high side v	7 174	577 679	98 716	3 973 081
8504219300	Liquid dielect transformer with handlingcap>10kva and 66 kva<hig	0	24 810	0	222 265
8504219900	Oth Liquid dielectric transformerhandling capacity ? 650 kva	87 516	1 203 648	1 318 477	22 274 950
8504221100	Step-voltage regulators of high sidevoltage 66 kv or more	35	115 798	2 262	814 382
8504221900	Step-voltage regulator of a high sidevoltage < 66 kv	98 767	594 894	3 254 247	7 109 001
8504229200	Oth stepvoltage regltor of a high side110 kv<voltage? 650 kv	7 440	52 685	49 142	744 394
8504229300	Oth stepvoltage regltor of a high side66 kv < voltage ? 110 kv	0	1 057	0	65 450
8504229900	Oth stepvoltage regltor of a high side650 kv < voltage ? 10000 kv	35 521	704 082	242 190	3 939 791
8504231000	Liquid dielectric transformers, powerhandling capacity ? 15000 kv	0	1 944 240	0	16 162 862
8504232100	Liquid dielectric transformers, power15000 < handling capacity ? ;	0	408 079	0	2 264 867
8504232200	Liquid dielectric transformers, power20000 < handling capacity ? ;	0	209 815	0	1 585 571
8504232900	Oth liquid dielectric transformerspower handling capacity > 30000	482 564	3 525 193	2 792 168	24 592 940
8504311100	Instrument potential transformer withrating voltage ? 110 kv	13 885	190 267	156 355	2 148 862
8504311300	Instrument potential transformer with1 kv ? rating voltage < 66 kv	109	4 032	181	33 456
8504311900	Oth.instrument potential transformer	22 212	566 100	236 369	6 510 931
8504312100	Ring current tranformers with voltagerating ? 110 kv	26 986	128 952	239 808	1 557 034
8504312200	Oth ring current transformers	10 541	826 532	126 126	1 982 795
8504312300	Instrument current tranformers with66 kv ? rating voltage < 110 kv	0	10 588	0	193 627
8504312400	Instrument current tranformers with1 kv ? rating voltage < 66 kv	0	54 971	0	1 364 393
8504312900	Oth instrument current tranformers with	18 785	217 663	1 034 233	2 802 575
8504313000	Flyback transformer power handlingcapacity ? 1 kva	37 774	265 599	294 743	2 244 304
8504314000	Intermediate frequency transformerpower handling capacity ? 1 k	27 126	386 379	452 481	5 206 187
8504319100	Oth transformers of kind used toys,scaleor similar recreational mo	3 615	107 266	79 930	1 316 156
8504319200	Oth matching transformer havingpower handling capacity ? 1 kva	20 195	346 601	248 985	3 212 500
8504319910	Step up/down transformer,slide regulatorstabilizer handling capac	136 072	1 302 635	880 733	12 206 263
8504319990	Oth transformers having power handlingcapacity ? 1 kva	60 938	1 005 623	921 404	11 668 962
8504321100	Matching transformers, power handling1 kva < capacity ? 5 kva	4 662	20 057	70 804	956 786
8504321900	Oth matching transformers, pwr handling1 kva < capacity ? 5 kva	331	102 418	16 843	1 611 887
8504322000	Oth transformers of kind used toys,scalesmlar recr'nl models 1 kv	6 849	37 853	27 435	96 679
8504323000	Oth matching transformers minimum freq.3 mhz & power handlin	67	2 371	3 089	37 147
8504324100	M atching transformers of power handling5 kva < capacity ? 10 kv;	6 321	47 163	84 852	937 022
8504324900	Oth matching transform'r of pwr handling5 kva < capacity ? 10 kv;	88	18 603	3 087	1 124 719
8504325100	Matching transformers, power handling10 kva < capacity < 16 kva	0	9 135	0	461 784
8504325900	Oth matching transfmrs, power handling10 kva < capacity < 16 kv	7 371	84 038	144 838	1 739 754
8504331100	Matching transform.side voltage? 66kv	1	211	37	9 576
8504331900	Oth matching transfmrs high s-volt? 66kv16 kva < capacity ? 500 k	2 510	29 633	4 266	503 173
8504339100	M atching transformers power handling16 kva < capacity ? 500 kv;	0	38 354	0	389 865
8504339900	Oth matching transformers power handling16 kva < capacity ? 500	9 639	322 241	83 951	2 087 461
8504341100	Matching transform.side voltage ? 66 kv10000 kva <power cap ? 1	7 864	17 315	91 178	137 410
8504341200	Oth matching transformerspower capaity > 500 kva	485	158 633	4 250	1 015 406
8504341300	Oth matching transform.side volt < 66 kv10000 kva <power cap ?	0	834	0	33 000
8504341400	Oth instrum transform. side voltage<66kvpower capacity> 15000 k	22 272	306 670	118 016	2 482 024
8504342300	Oth instrument transform. with high sidevoltage ? 66 kv	7	2 056 562	45	14 236 178
8504342400	M atching transformer hav'g a powerhandling capacity >15000 kva	0	1 123	0	2 195
8504342900	Oth instrument transformer hav'g a powerhandling capacity >1500	289 213	1 090 211	1 982 414	5 210 685
8504401100	Uninterrupted power supplies (ups)	418 222	4 792 569	4 340 820	47 293 805
8504401900	Other uninterrupte power supplies	366 523	2 545 491	10 075 444	45 588 837
8504402000	Battery chargers having a rating>100 kva	74 699	984 034	701 018	8 722 795
8504403000	Other rectifiers	47 891	401 628	5 343 731	17 204 042
8504404000	Inverters	89 000	792 356	3 341 926	23 717 253
8504409000	Other static converter for automaticdata processing machines&ur	594 742	4 133 906	5 984 772	68 651 847
8504501000	Inductors for power supply for automaticdata process mach&unit	60 197	694 353	2 571 088	17 871 710
8504502000	Chip type fixed inductors	23 642	316 595	900 428	12 486 217
8504509300	Other inductors, with power handlingcapacity ? 2500 kva	25 909	193 970	808 589	7 537 327
8504509400	Other inductors, with power handling2500 kva < capacity ? 10000	240	3 316	19 973	88 693
8504509500	Other inductors, with power handlingcapacity > 10000 kva	156	36 636	27 696	580 487
8504901000	Parts of goods of subheading 8504.10	79 759	105 368	440 083	694 408

I.3. IM POR M ENURUT KOM ODITI / IM PORT BY HS COM M ODITY

*** OKTOBER / OKTOBER 2014 ***

H S	Uraian Komoditi Commodity Description	Berat Bersih / Net Weight (Kg)		Nilai / Value C.I.F (US\$)	
		Bulan ini Current Month	Kumulatif Cum.Jan. to date	Bulan ini Current Month	Kumulatif Cum.Jan. to date
8504902000	Parts of printed circuit assmb good subheading 85044011,850440	35 792	350 003	837 026	7 499 530
8504903100	Radiator panel,flat tube radiator assemblr for distrib&power transfo	58 661	750 744	222 212	2 086 806
8504903900	Oth part of electrical transformers ofa capacity ? 10,000 kva	183 455	3 703 727	678 427	8 579 668
8504904100	Radiator panel,flat tube radiator assemblr for distrib&power transfo	1 371	190 932	24 467	1 477 276
8504904900	Oth radiator panel a capacity >10000 kva	62	10 682	1 459	200 472
8504905000	Other, for inductors of capacity ? 2500kva	2 920	36 954	18 332	128 068
8504906000	Other, for inductors of capacity > 2500kva	0	1 910	0	35 304
8504909000	Other parts of electrical transformers,static converters & inductor	515 507	4 604 752	4 503 581	42 677 196
8505110000	Permanent magnet of metal	591 125	6 708 741	4 656 558	45 932 703
8505190000	Permanent magnet not of metal	599 342	5 632 789	4 197 802	27 627 651
8505200000	Electro magnetic couplings, clutches andbrakes	67 014	477 086	646 857	6 046 702
8505900000	Other electro magnetic including parts	129 502	1 166 539	1 716 389	17 019 244
8506101000	Manganese dioxide having external volume?300 cm3 of primary c	10 117	331 079	66 018	3 460 219
8506109000	Manganese dioxide having external volume> 300 cm3 of primary	136 359	1 849 784	1 109 346	13 884 065
8506300000	Mercuric oxide of primary cell/batteries	1	11	41	270
8506400000	Silver oxide of primary cell/batteries	9 561	93 051	1 478 178	8 512 406
8506500000	Lithium of primary cell/batteries	17 565	460 163	1 307 812	32 767 869
8506601000	Air-zinc of primary cell/batterieshaving an external volume ? 300 c	0	28	0	30 770
8506609000	Air-zinc of primary cell/batterieshaving an external volume > 300 c	4 566	38 491	75 187	1 043 159
8506801000	Zinc carbon, having an externalvolume ? 300 cm3 of primary cell/t	0	21	0	7 234
8506802000	Zinc carbon, having an externalvolume > 300 cm3 of primary cell/t	0	8 089	0	582 134
8506809100	Other primary cell/batterieshaving an external volume ? 300 cm3	4 355	84 052	156 840	1 078 948
8506809900	Other primary cell/batterieshaving an external volume > 300 cm3	168 230	1 300 558	5 396 480	38 552 966
8506900000	Parts of primary cells/batteries	153 837	1 049 190	3 939 406	16 548 097
8507101000	Lead-acid, for starting piston enginea kind used for aircraft	316	5 284	1 687	933 619
8507109200	Lead-acid, for starting piston engineused not for aircraft of height	165 351	272 847	132 974	875 082
8507109300	Lead-acid, for starting piston engineused not for aircraft of height	467 863	3 700 303	1 535 035	12 296 111
8507109900	Oth lead-acid, for start piston engineused not for aircraft of heigh	326 574	2 589 822	979 895	7 731 482
8507201000	Oth lead-acid accumulator of a kind usedfor aircraft	11 530	68 645	67 515	382 884
8507209100	Oth lead-acid accumulator of a kind used13 cm < height ? 23 cm	35 682	356 138	135 741	1 318 066
8507209200	Oth lead-acid accumulator of a kind useda height > 23 cm	789 184	6 817 345	2 759 036	23 510 688
8507209300	Oth lead-acid accumulator of a kind usednot for aircraft 13 cm < h	0	6 711	0	113 805
8507209900	Oth lead-acid accumulator of a kind usednot for aircraft a height >	885 386	11 258 996	4 036 849	46 858 612
8507301000	Nickel-cadmium of a kind used foraircraft	76	2 505	12 362	66 097
8507309000	Other nickel-cadmium of a kind used foraircraft	3 166	197 181	57 504	2 945 651
8507401000	Nickel-iron of a kind used for aircraft	3	3	102	102
8507409000	Oth nickel-iron of a kind used foraircraft	28 902	47 908	41 346	308 509
8507500000	Nickel metal hydride	18 737	111 443	542 437	3 434 091
8507601000	Lithium ion accumulators of a kind usedlaptops includ notebook, s	763	11 539	73 401	749 263
8507609000	Other lithium ion accumulators	48 215	483 931	1 616 005	17 154 746
8507801000	Oth accumulator of a kind used foraircraft	37	636	3 741	285 892
8507809100	Other accumulator of a kind used forlaptops including notebook, s	194	7 705	6 101	119 708
8507809900	Other accumulator of a kind used not forlaptops including notebook	81 691	3 300 978	445 632	7 397 747
8507901100	Plates of goods of other electricaccumulators, include separators t	1	26 653	5 373	91 700
8507901900	Other of plate	116	44 901	17 635	690 971
8507909100	Other parts of a kind used for aircraft	2	35	4 521	15 387
8507909200	Battery separators,ready for use ofmaterial other than poly/vinyl c	153 305	1 264 699	812 038	7 541 365
8507909300	Part of goods of electric accumulatorinclude separators thereor, w	3 353	35 459	79 449	953 755
8507909900	Oth part of electric accumulator include separators thereor, wheth	84 843	918 047	428 246	5 429 539
8508110000	Vacuum cleaner with self-contain elcmtra power ? 1500 w, capacit	173 326	1 611 027	610 189	7 788 810
8508191000	Oth vacuum cleaners with self-containedelc.mtr a kind suitable for	3 719	169 445	26 709	725 185
8508199000	Oth vacuum cleaners not for domestic use	9 916	125 551	44 624	1 095 279
8508600000	Other vacuum cleaners	44 695	552 023	321 712	5 023 594
8508701000	Parts of vacuum cleaners capcty ? 20 lor a kind suit.for domestic u	1 560	30 486	16 779	426 658
8508709000	Other parts of vacum clean capcty ? 20 lor a kind suit.for domestic	2 829	72 256	29 408	592 966
8509400000	Food grinder&mixer,fruit/vegetable juiceextract with self-containe	253 054	3 170 001	1 433 750	18 142 220
8509801000	Floor polishers with self-containedelectric motor	1 140	143 009	6 640	668 053
8509802000	Kitchen waste disposerwith self-contained electric motor	0	936	0	23 708
8509809000	Oth electro-mechanic domestic applianceswith self-contained elec	12 374	276 191	132 027	1 685 782
8509901000	Part of goods of floor polishers	285	74 932	965	211 864
8509909000	Other parts elect. mechanical domestic appliance, with self-cont.e	153 248	3 827 003	337 323	10 709 784
8510100000	Shavers, with self-contained electricmotor	2 467	142 974	28 384	818 210
8510200000	Hair clippers, with self-containedelectric motor	25 919	100 570	273 144	1 063 337
8510300000	Hair-removing appliances, with selfcontained electric motor	722	6 787	29 850	182 720

I.3. IM POR M ENURUT KOM ODITI / IM PORT BY HS COM M ODITY
***** OKTOBER / OKTOBER 2014 *****

H S	Uraian Komoditi Commodity Description	Berat Bersih / Net Weight (Kg)		Nilai / Value C.I.F (US\$)	
		Bulan ini Current Month	Kumulatif Cum.Jan. to date	Bulan ini Current Month	Kumulatif Cum.Jan. to date
8510900000	Parts of shavers, hair clippers with self-contained electric motor	11 937	132 800	1 022 221	10 073 026
8511101000	Sparkign plugs suitable for aircraft engines	378	4 302	10 659	345 250
8511102000	Sparkign plugs suitable for motor vehicles engines	99 244	230 464	298 050	2 356 778
8511109000	Other sparkign plugs	29 217	398 394	607 433	6 124 923
8511201000	Ignition magnetos, magneto-dynamos, magnetic flywheels for aircraft	64	6 975	1 237	200 668
8511202100	Ignition magnetos, magneto-dynamos, magnetic flywheels unasssembled	31 043	273 999	248 829	2 137 287
8511202900	Other ignition magnetos, magneto-dynamos, magnetic flywheels	111 180	496 773	634 002	4 531 971
8511209100	Other ignition magnetos, magneto-dynamos, magnetic flywheels unasssembled	2 584	47 006	133 326	2 350 967
8511209900	Other ignition magnetos, magneto-dynamos, magnetic flywheel not for aircraft	4 643	152 974	79 859	2 008 265
8511303000	Other distributors; ignition coils suitable for aircraft/vehicle	2 672	104 205	60 860	1 664 737
8511304100	Unassembled other distributor/ignition coil kind suitable for aircraft/vehicle	86 528	381 262	504 336	7 643 941
8511304900	Unassembled distributors/ignition coil	40 481	593 982	736 991	11 766 688
8511309100	Unassembled distributors/ignition coil kind suitable for aircraft/vehicle	324	726	15 116	17 395
8511309900	Other unassembled distributors/ignition coils suitable for aircraft/vehicle	66 392	532 900	726 904	8 412 902
8511401000	Starter motors & dual purpose starter generator of a kind used for aircraft	257	2 684	90 452	294 113
8511402100	Other unassembled starter motors for engine vehicle of car, transport	2 840	30 740	34 988	363 672
8511402900	Other starter motors & dual purpose starter generators	11 415	171 333	137 346	2 080 820
8511403100	Assembled starters motor for engine of vehicles of tractors	1 593	17 419	32 685	304 603
8511403200	Assembled starters motor for engine of vehicles of car transport person/goods	360 570	3 058 003	3 510 192	34 602 445
8511403300	Assembled starters motor for engine of vehicles of special cars	9 265	37 542	118 773	581 663
8511409100	Other starter motor for engine of transport cars person/goods, special	136	5 975	2 417	72 790
8511409900	Other starter motor assembled	60 324	1 048 973	2 210 052	15 289 043
8511501000	Other generator of a kind used for aircraft engines unassembled	0	1 441	0	7 607
8511502100	Other generators unassembled for vehicle engine of car, transport	404	8 153	3 891	40 614
8511502900	Other unassembled alternators	27 398	142 232	374 524	782 358
8511503100	Assembled alternators for engine vehicle tractors	1 239	13 143	32 298	213 045
8511503200	Assembled alternators for engine vehicle transportation for person/goods	492 973	3 864 996	4 299 140	36 654 262
8511503300	Assembled alternators for engine vehicle of special purpose motor	441	80 373	11 735	622 213
8511509100	Other generators for engine vehicle of transport at person/goods	101	18 658	4 042	221 040
8511509900	Other generators	79 063	855 539	968 035	13 377 078
8511801000	Other equipment of electrical ignition kind used for aircraft	72	761	8 515	19 696
8511802000	Other equipment of electrical ignition kind used for motor vehicle	13 935	1 399 201	173 351	11 525 117
8511809000	Other equipment of electrical ignition	231 331	698 841	1 798 716	4 702 251
8511901000	Parts of goods of electrical ignition for use aircraft engines	11	7 551	283	174 270
8511902000	Parts of goods of electrical ignition for use vehicle engine	458 016	3 908 764	4 326 863	54 310 570
8511909000	Parts of goods of electrical ignition for use not for aircraft or vehicle engine	113 445	773 275	591 982	4 771 269
8512100000	Lighting/visual signalling equipment of a kind used on bicycles	28 395	209 634	374 271	2 621 444
8512202000	Unassembled lighting/visual signalling equipment	242 520	1 695 197	2 414 456	29 686 697
8512209100	Other lighting/visual signalling equipment for motorcycles	23 986	421 687	176 974	1 709 710
8512209900	Other lighting/visual signalling equipment	632 510	5 709 513	8 226 277	80 325 257
8512301000	Horns and sirens, assembled	82 488	590 870	398 597	3 565 546
8512302000	Unassembled sound signalling equipment	33 574	469 759	963 463	13 808 791
8512309100	Other sound signal equipment obstacle detect device for vehicles	451	29 335	7 140	592 954
8512309900	Other sound signalling equipment	33 766	203 540	458 765	4 117 215
8512400000	Windscreen wiper, defroster & demisters	139 611	2 074 287	1 269 748	14 529 322
8512901000	Parts of goods of lighting or vis. light	25 160	124 338	224 961	1 152 468
8512902000	Parts of goods of lighting, sound signal or windscreen wipers, defroster	187 310	1 681 884	4 300 300	37 678 006
8513101000	Miners helmet lamps	19 511	141 280	38 418	2 118 653
8513102000	Quarrymen lamps	23 316	59 955	44 429	115 915
8513109000	Other portable electric lamps	853 498	10 517 066	1 768 822	23 707 879
8513901000	Part of portable electric lamp of miner's helmet or quarrymen's lamp	29	100	103	3 758
8513903000	Parts of flashlights reflectors; switch sliders of plastics	6 920	133 681	14 386	433 008
8513909000	Other part of portable electric lamp designed	26 498	1 014 188	97 264	2 302 312
8514100000	Resistance heated furnaces and ovens	272 230	5 829 088	3 823 583	28 344 021
8514202000	Electric furnaces or ovens for the manufacture of printed circuit board/assembly	492 943	519 222	609 801	1 337 976
8514209000	Other furnaces/oven function by induction or dielectric loss	101 751	2 107 439	1 704 361	20 361 832
8514302000	Other electric furnace/oven for the manufacture of printed circuit board/assembly	10 309	115 040	272 283	3 059 669
8514309000	Other furnaces and ovens	63 858	4 749 886	427 142	14 475 683
8514400000	Other equipment for the heat treatment of materials by induction/dielectric loss	62 788	839 257	1 136 251	18 697 554
8514902000	Part of industrial/laboratory electric furnaces/oven for manufacture of goods	9 666 592	10 044 121	4 820 766	5 982 152
8514909000	Other industrial/lab. elec. furnaces and ovens incl. by induction or dielectric loss	264 808	12 393 804	2 034 111	30 938 349
8515110000	Soldering irons and guns	28 337	215 084	106 308	656 973
8515191000	Machine and apparatus for soldering component on PCB/printed wiring board	4 179	58 031	320 590	2 485 119
8515199000	Other brazing/soldering machines and apparatus	21 345	388 686	221 620	8 826 253

I.3. IM POR M ENURUT KOM ODITI / IM PORT BY HS COM M ODITY

*** OKTOBER / OKTOBER 2014 ***

H S	Uraian Komoditi Commodity Description	Berat Bersih / Net Weight (Kg)		Nilai / Value C.I.F (US\$)	
		Bulan ini Current Month	Kumulatif Cum.Jan. to date	Bulan ini Current Month	Kumulatif Cum.Jan. to date
8515210000	Mach and app for resistance welding of metal, fully or partly autor	66 181	2 349 639	1 845 047	30 117 605
8515290000	Mach and app for resistance welding of metal, non-automatic	308 487	2 232 157	1 532 122	8 977 510
8515310000	Mach and app for arc welding of metal,fully or partly automatic	33 152	1 438 089	243 720	34 112 622
8515391000	AC arc welders, transformer type,non- automatic	41 481	296 616	322 244	1 609 391
8515399000	Oth machine and apparatus for arcwelding of metals, not automat	161 915	2 288 835	1 049 408	15 324 118
8515801000	Electric mach & app for hot spraying of metals/sintered metal cart	4 834	131 544	238 356	1 377 873
8515809000	Oth electric mach & app for hot spraying of metals/sintered metal	38 852	549 353	1 440 885	8 856 838
8515901000	Parts of AC arc welder, transformer type	16 171	435 111	328 448	3 503 975
8515902000	Part of mach&app for soldering componenton PCB/printed wiring	1 758	49 058	206 377	2 376 811
8515909000	Oth electric machines & apparatus	110 283	1 341 033	1 871 671	22 981 485
8516101010	Water dispenser fitted w/ solely waterheater for domestic use	170 758	1 773 436	953 873	9 686 013
8516101090	Water dispenser fitted w/ solely waterheater for other use	66 155	2 032 961	467 561	13 806 354
8516103000	Electric immersion water heaters	20 676	110 447	121 278	504 218
8516210000	Storage heating radiators	0	2 010	0	7 535
8516290000	Oth electric space heating apparatusand electric soil heating appai	10 246	64 467	83 933	872 664
8516310000	Hair dryers	19 200	170 434	340 058	1 971 291
8516320000	Other hair-dressing apparatus	28 267	263 554	193 248	1 942 013
8516330000	Hand-drying apparatus	5 252	58 189	40 266	1 048 828
8516401000	Elect. smoothing irons of kind designedto use steam from the indu	4 269	76 043	43 661	405 752
8516409000	Other electric smoothing irons	45 288	541 886	491 280	4 747 749
8516500000	Microwave ovens	85 580	999 829	414 556	4 815 793
8516601000	Rice cookers	1 350 114	11 153 674	4 263 794	48 048 802
8516609000	Oth ovens; cookers,cooking plates,boiling rings,grillers & roasters	144 792	1 574 829	904 399	7 584 346
8516710000	Coffee/tea makers	32 566	287 466	487 563	3 917 599
8516720000	Toasters	30 084	355 791	158 746	2 039 578
8516791000	Kettles	46 125	301 550	199 136	1 349 715
8516799000	Other electro-thermic appliances	324 710	1 824 554	945 562	11 197 692
8516801000	Elect heatin resistor for type-foundingor type-setting mach;for ind	9 807	29 876	148 213	708 756
8516803000	Elect heatin resistor for type-founding/type-setting mach;for dom	58 738	403 112	588 022	4 205 482
8516809000	Other electric heating resistors	55 238	490 801	574 109	7 137 268
8516902100	Sealed hotplates for domestic appliances	5 399	66 852	17 684	133 299
8516902900	Sealed hotplates for other appliances	289 646	2 787 416	705 316	6 007 197
8516903000	Parts of electric instantaneous/ storagewater heaters & immersion	148 398	1 270 827	300 212	3 288 342
8516904000	Part of electric heatin resstor for typefounding/type-setting mach	1 082	6 173	3 177	73 734
8516909000	Oth part of electric heating resstor for type-founding/ type-setting i	248 477	3 799 899	1 808 027	33 012 681
8517110000	Line telephone set with cordless handset	3 767	32 005	75 769	1 051 231
8517120000	Telephones for cellular networksor for other wireless networks	1 221 785	11 236 570	216 006 737	2 411 783 692
8517180000	Other telephone sets	261 150	490 492	4 280 712	9 702 739
8517610000	Base stations	418 590	4 252 012	31 643 585	457 433 505
8517621000	Radio transmitters/receivers for simult.interpretaion at multiligual	1 013	45 439	34 589	1 553 950
8517622100	Control & adaptor units, incl. gateways,bridges and routers	236 791	1 169 342	4 148 384	47 852 757
8517622900	Oth control & adaptor units, includinggateways,bridges and router	204 606	577 357	4 241 645	59 002 784
8517623000	Telephonic or telegraphic switchingapparatus	8 475	51 654	374 245	9 399 462
8517624100	Modems including cable modemsand modem cards	11 319	272 359	1 342 971	19 081 410
8517624200	Concentrators or multiplexers	2 636	170 538	1 028 126	30 338 034
8517624900	Oth app for carrier-current line systemor for digital line systems	36 300	136 102	11 071 778	70 681 056
8517625100	Wireless LANs	17 939	488 899	681 663	30 490 773
8517625200	Transmission/reception app for simult.interpretaion at multiligual	0	572	0	43 973
8517625300	Oth transmission apparatus for radio-telephony/radio-telegraphy	40 355	714 246	2 989 126	298 198 768
8517625900	Oth transmission app incorporatingreception apparatus; others	4 109	15 368	626 242	3 885 557
8517626100	Oth transmission apparatus for radio-telephony/radio-telegraphy	43 321	63 279	1 105 507	4 788 572
8517626900	Oth transmission apparatus for radio-telephony/radio-telegraphy;	394	12 987	210 334	2 399 070
8517629100	Portable receiver for call,alert/pagingand paging alert devices, incl	313	2 150	39 111	213 450
8517629200	Portable receiver for radio-telephonyor radio-telegraphy	1 883	2 362	1 086	10 640
8517629900	Other portable receivers	21 011	191 449	4 179 749	28 980 943
8517690000	Other apparatus for transmission orreception of voices; others	5 866	286 576	738 678	5 752 897
8517701000	Parts of control and adaptor unitsincluding gateways, bridges, rou	26 935	180 655	1 687 850	15 658 555
8517702100	Parts of cellular telephones	83 843	416 135	3 605 709	17 903 001
8517702900	Oth parts of control and adaptor unitsincluding gateways, bridges,	33 344	351 098	1 435 739	16 924 826
8517703100	Oth PCB of goods for line telephonyor line telegraphy; assembled	18 634	58 002	371 242	9 008 997
8517703200	Oth PCB of goods for radio-telephonyor radio-telegraphy; assembl	0	2 540	0	329 875
8517703900	Oth printed circuit board; assembled	200 861	1 309 575	13 673 650	98 266 632
8517704000	Aerials/ antennae used w/ app. for radio-telephony or radio-telegr.	9 987	635 890	259 114	12 549 159
8517709100	Oth aerials/ antennae of goods for linetelephony or line telegraphy	2 949	44 969	171 435	3 234 957

I.3. IM POR M ENURUT KOM ODITI / IM PORT BY HS COM M ODITY

*** OKTOBER / OKTOBER 2014 ***

H S	Uraian Komoditi Commodity Description	Berat Bersih / Net Weight (Kg)		Nilai / Value C.I.F (US\$)	
		Bulan ini Current Month	Kumulatif Cum.Jan. to date	Bulan ini Current Month	Kumulatif Cum.Jan. to date
8517709200	Oth aerials/ antennae of goods for radio-telephony or radio-telegr	1 833	1 417 657	309 122	75 333 180
8517709900	Other aerials or antennae	103 084	2 214 320	20 233 671	397 909 107
8518101100	Microphones having a frequency range of 300 hz to 3.4 khz	2 357	18 964	191 515	935 263
8518101900	Other microphones, whether or not with their stands	55 804	447 955	337 117	3 336 661
8518109000	Other microphones	11 718	221 762	751 492	6 971 380
8518211000	Box type of single loudspeakers, mounted in their enclosures	88 076	632 126	315 210	7 569 742
8518219000	Oth type of single loudspeakers mounted in their enclosures	151 893	959 809	1 108 224	6 113 443
8518221000	Box type of multiple loudspeakers, mounted in their enclosures	137 388	1 272 470	814 011	7 036 199
8518229000	Oth type of multiple loudspeakers mounted in their enclosures	67 820	777 922	589 475	6 295 864
8518292000	Loudspeakers, without enclosure, having a freq 300 hz to 3.4 khz	11 833	289 038	189 845	1 681 475
8518299000	Oth loudspeakers, not mounted in their enclosure	737 836	6 592 754	3 883 802	35 343 161
8518301000	Headphones	36 345	257 397	527 914	4 394 096
8518302000	Earphones	44 182	344 895	281 034	2 684 034
8518304000	Line telephone handsets	224	3 610	21 551	144 110
8518305100	Oth combined microphone/ speaker set, for cellular/ wireless teleph	728	17 986	26 422	350 115
8518305900	Oth combined microphone/ speaker set, for other purposes	6 483	27 445	13 128	430 895
8518309000	Other headphones and earphones, combined w/ microphone/ spea	29 122	261 929	204 080	2 644 917
8518402000	Audio-freq elec. amplifier used as repeaters in line telephony	55	2 687	644	38 816
8518403000	Audio-freq elec. amplifier used as repeaters in oth than line teleph	239	1 490	13 398	137 445
8518404000	Oth audio-freq elec. amplifier, have 6 or more input signal line	1 162	24 436	26 507	1 364 631
8518409000	Other audio-freq elec. amplifier	90 197	996 385	1 316 055	8 613 054
8518501000	Elec. sound ampli. set having power rating of 240W or more	125	27 398	1 392	138 424
8518502000	Oth elec. sound amplifier w/ loudspeaker 50V <= voltage rating <=	851	2 470	10 271	82 387
8518509000	Oth electric sound amplifier	23 946	314 148	185 808	2 058 458
8518901000	Part of microphone, loudspeaker, telephone handset, audio-freq ele	191 140	2 620 994	648 257	7 016 265
8518902000	Part of oth audio-freq elec. amplifier, have 6 or more input signal li	1 530	21 968	173 597	923 072
8518903000	Part of single/ multiple loudspeaker	203 430	1 603 037	407 351	3 513 830
8518904000	Part of oth loudspeakers, not mounted in their enclosure	26 633	293 548	25 303	358 926
8518909000	Part of oth electric sound amplifier set	952 213	9 554 001	4 721 061	54 901 898
8519201000	Coins or disc operated record player	0	10	0	27 437
8519202000	Record player operated by others	13	4 274	537	19 809
8519300000	Turntables (record-decks)	50	58	5 302	8 197
8519500000	Telephone answering machines	0	196	0	3 623
8519811000	Pocket size cassette recorders, dimension not exceed 170 x 100 x 4.	0	1 078	0	128 292
8519812000	Cassette recorder, with ampli/ loudspeaker operating only w/ ext. s	31	155	1 134	9 897
8519813000	Compact disc player	2 385	45 709	16 136	564 839
8519814900	Transcribing machines for other purposes	701	99 240	2 994	104 450
8519816100	Magnetic tape recorder incorp sound repro for cinematography or b	8	262	304	21 550
8519816900	Magnetic tape recorder incorp sound repro for other purposes	0	21	0	1 600
8519817900	Oth sound reproducing app, cassette type, for other purposes	4 296	13 791	30 028	271 478
8519819900	Oth sound recorder suitable for other purposes	13 761	74 324	41 368	814 314
8519891100	Cinematographic sound reproducers for film of a width of less than	0	2 659	0	62 220
8519892000	Record-players with/ without loudspeakers	0	511	0	8 140
8519899000	Cinematographic sound reproducers for other purposes	17 577	110 121	469 527	2 168 229
8521101000	Magnetic tape-type used in cinematography or TV broadcasting	0	2 822	0	85 427
8521109000	Magnetic tape-type used in other purpose	10	486	571	42 115
8521901100	Laser disc player used in cinematography or TV broadcasting	2	9 384	8 034	156 429
8521901900	Laser disc player used in other purpose	98 757	663 372	761 069	7 764 383
8521909100	Oth magnetic tape-type used in cinematography or TV broadcastin	2 843	40 377	5 046	556 009
8521909900	Oth magnetic tape-type used in other purposes	45 866	820 114	1 586 308	20 053 687
8522100000	Pick-up cartridges	1 397	6 639	488 741	729 908
8522902000	Printed circuit board assemblies for telephone answering machine	2 435	5 944	54 495	190 830
8522903000	PCB assemblies for cinematographic sound recorders or reproduce	27 640	191 225	649 279	6 059 208
8522904000	Audio/video tape decks and compact disc mechanisms	276 782	2 845 680	3 065 124	34 044 211
8522905000	Audio/video reproduction heads, magnetic type; magnetic erasing	8 933	44 417	79 052	679 954
8522909100	Oth parts & accessories of cinematographic sound recorders/ repro	19 501	150 219	210 790	2 026 499
8522909200	Oth parts of telephone answering machine	16 443	78 674	71 368	358 895
8522909300	Oth parts & accessories for sound/ audio recording/ reproducing (ma	133 143	2 234 825	6 969 875	75 885 779
8522909900	Oth parts & accessories for other sound or audio recording/ reprodu	393 584	2 474 275	9 658 457	82 006 249
8523211000	Magnetic media card, incorporating a magnetic stripe; unrecorded	1 664	68 137	40 198	1 493 977
8523219000	Magnetic media card, incorporating a magnetic stripe; recorded	2 492	22 547	435 417	5 311 174
8523291100	Magnetic computer tapes, width <= 4mm; unrecorded	313	2 439	393	25 480
8523291900	Other magnetic tapes, width <= 4mm; unrecorded	29	1 575	1 682	47 973
8523292100	Magnetic video tapes, width <= 4mm; recorded	3 316	33 645	4 625	44 212

I.3. IM POR M ENURUT KOM ODITI / IM PORT BY HS COM M ODITY

*** OKTOBER / OKTOBER 2014 ***

H S	Uraian Komoditi Commodity Description	Berat Bersih / Net Weight (Kg)		Nilai / Value C.I.F (US\$)	
		Bulan ini Current Month	Kumulatif Cum.Jan. to date	Bulan ini Current Month	Kumulatif Cum.Jan. to date
8523292900	Magnetic tapes (oth than video tapes)width <= 4mm; recorded	346	990	42 106	79 782
8523293100	Magnetic computer tapes,4mm<width<=6,5mm;unrecorded	8	76	405	4 925
8523293300	Magnetic video tapes,4mm<width<=6,5mm;unrecorded	2 154	79 548	4 948	177 944
8523293900	Other magnetic tapes,4mm<width<=6,5mm;unrecorded	974	5 637	160 850	533 735
8523294100	Magnetic computer tapes,4mm<width<=6,5mm;recorded	1	16	36	367
8523294200	Magnetic tapes, 4mm<width<=6,5mm;recorded,for cinematograp	0	51	0	7 909
8523294300	Oth magnetic video tapes, 4mm<width<=6,5mm;recorded	0	456	0	8 177
8523294900	Oth magnetic computer tapes,4mm<width<= 6,5mm;unrecorded	5	2 311	1 774	51 054
8523295100	Magnetic computer tapes,width > 6,5mm;unrecorded	198	1 591	21 604	182 372
8523295200	Magnetic video tapes,width > 6,5mmunrecorded	286	2 618	6 756	24 078
8523295900	Oth magnetic tapes, width > 6,5mmunrecorded	107 018	240 988	328 529	1 118 328
8523296100	Magnetic tapes width >6,5mm;recordedfor storage media	202	2 332	1 966	43 066
8523296200	Magnetic tapes width >6,5mm;recordedfor cinematography	0	8	0	1 718
8523296300	Oth magnetic video tapes, width > 6,5mm;recorded	0	136	0	334
8523296900	Oth magnetic tapes, width > 6,5mm;recorded, for other purposes	421	28 262	1 482	59 105
8523297100	Computer hard disc and diskette;unrecorded	17 764	215 029	69 171	495 344
8523297900	Other magnetic discs; unrecorded	184	388	4 257	15 105
8523298100	Magnetic disc for reproducing phenomena not sound/image for co	6 347	83 297	295 375	507 059
8523298200	Magnetic disc for reproducing phenomena not sound/image for oth	0	1	0	16 372
8523298300	Oth magnetic disc reproducing represent.by means of an auto. dat	0	480	0	114 121
8523298490	Other cinematographic films;magnetic	0	66	0	9 020
8523299100	Magnetic media oth than disc forcomputer use;unrecorded	1 534	22 769	5 800	324 396
8523299200	Magnetic media oth than disc foroth than computer use;unrecord	0	42	0	13 489
8523299300	Magnetic media oth than disc forcomputer use;recorded	0	41 368	0	1 133 103
8523299400	Magnetic media oth than disc foroth than computer use;recorded	482	2 780	238	1 416
8523299500	Oth magnetic media reprod. sound/imageproprietary format stora	0	6 349	0	13 014
8523299900	Other magnetic media (not disc)	5 285	49 385	86 729	954 420
8523411000	Optical media, unrecorded, forcomputer use	5	261 254	7 300	1 020 539
8523419000	Optical media, unrecorded, forother use	39	88	3 404	25 239
8523491100	Disc for laser reading systems forreproducing phenomena not sou	26	218	40 200	87 635
8523491200	Educational, technical, scientific,historical/cultural disc;sound only	0	169	0	28 698
8523491300	Other kind of disc; sound only	18	78	29 093	165 990
8523491400	Disc for laser reading system for repro.represent. of instruct,data,s	1 048	7 485	1 753 012	9 298 119
8523491910	Cinematographic film oth than newsreel,travelogues,and oth doc.	0	87	0	53 716
8523491990	Other cinematographic films;optical	68	515	17 919	215 613
8523499100	Oth disc for laser reading systems forreproducing phenomena not	0	1	0	7 257
8523499300	Oth disc for laser reading systems forreproducing others	10	25	396	2 373
8523499900	Oth disc for laser reading systems	408	5 203	241 968	1 298 685
8523511100	Solid-state non-volatile storage devicessuitable for computer use;t	23 857	190 264	50 304	547 118
8523511900	Solid-state non-volatile storage devicesfor other use;unrecorded	5 654	44 293	253 124	1 781 950
8523512100	Solid-state non-volatile storage devicessuitable for computer use;r	15 609	85 333	5 115 381	29 137 453
8523512900	Solid-state non-volatile storage devicesfor other use;recorded	256	1 528	3 573	27 396
8523513000	Solid-state non-volatile storage devicesfor repro. data,sound/imag	666	4 411	7 484 224	12 734 850
8523519010	Cinematographic film oth than newsreel,and oth doc. films;semicc	0	80	0	24 290
8523519090	Other cinematographic film;semiconductor	307	3 104	84 679	754 536
8523520000	"Smart cards"	48 487	610 860	4 753 591	39 129 660
8523591000	Proximity cards and tags;semiconductor	273	19 882	6 447	284 610
8523592100	Oth semiconductor media,unrecorded,suitable for computer use	9	1 286	8 979	26 756
8523592900	Oth semiconductor media,unrecorded,for other use	236	15 069	110 911	288 572
8523593000	Oth semiconductor media,recordedreproducing phenomena not s	0	3	0	1 363
8523594000	Oth semiconductor media,recordedreproducing others	225	356	66 066	194 404
8523599000	Other semiconductor media	5	1 141	2 222	130 479
8523804000	Gramophone records;storage device	184	184	319	319
8523805100	Oth solid-state non-volatil storage dev.;unrecorded,for computer i	1 440	19 999	594 294	9 237 399
8523805900	Oth solid-state non-volatil storage dev.;unrecorded,for other use	1	36	58	2 972
8523809100	Oth solid-state non-volatil storage dev.;recorded,reprod. not soun	0	78	0	747
8523809200	Oth solid-state non-volatil storage dev.;recorded,reproducing othe	4 161	124 510	20 733	599 220
8523809900	Other solid-state non-volatilestorage device	2 912	10 332	199 545	462 221
8525500000	Transmission apparatus	2 442	13 503	276 242	2 850 550
8525600000	Transmission apparatus incorporatingreception apparatus	9 411	69 022	451 231	23 156 830
8525801000	Web cameras	10 473	128 348	98 005	2 520 900
8525803100	Video camera recorders,used inbroadcasting	2 957	14 396	827 876	1 050 824
8525803900	Video camera recorders,used inother purposes	8 731	328 839	1 254 880	10 136 749
8525804000	Television camera	16 744	163 278	594 346	5 341 987

I.3. IM POR M ENURUT KOM ODITI / IM PORT BY HS COM M ODITY

*** OKTOBER / OKTOBER 2014 ***

H S	Uraian Komoditi Commodity Description	Berat Bersih / Net Weight (Kg)		Nilai / Value C.I.F (US\$)	
		Bulan ini Current Month	Kumulatif Cum.Jan. to date	Bulan ini Current Month	Kumulatif Cum.Jan. to date
8525805010	Pocket camera	21 914	403 190	1 814 122	19 876 451
8525805020	DSLR camera	4 346	78 287	1 200 058	13 295 977
8525805090	Other digital cameras	35 290	317 381	1 160 235	8 502 059
8526101000	Radar app.,ground based,use in civilaircraft,used solely on sea-goi	27 186	71 694	301 132	8 290 389
8526109000	Other radar apparatus	4 611	93 124	167 463	5 566 777
8526911000	Radio navigational aid app.,use in civilaircraft,used solely on sea-g	643	15 076	148 274	1 373 306
8526919000	Other radio navigational aid apparatus	5 399	43 561	1 593 224	5 498 510
8526920000	Radio remote control apparatus	40 979	288 484	1 372 700	7 892 952
8527131000	Oth radio broadcast receiver combined w/ sound recording/reproc	2 883	172 247	132 433	882 480
8527139000	Oth radio broadcast receiver combined w/ sound recording/reproc	41	21 222	10 734	522 124
8527191100	Portable reception app capable of planmanage&monitor the elect	0	20 185	0	25 379
8527191900	Reception app capable of plan,manage&monitor electromag spect	7	12 014	4 389	254 743
8527199100	Oth reception app.;portable	0	41 566	0	48 816
8527199900	Oth reception app.;not portable	0	258	0	13 113
8527210000	Radio-broadcast receiver,use ext sourcepower combined with sou	55 822	802 679	2 343 858	43 154 315
8527290000	Radio-broadcast receiver,use ext sourcepower not combined with	26 812	213 965	1 179 166	8 143 854
8527911000	Oth radio-broadcast receiver,ext sourcepower combined w/ sounc	86	1 202	4 414	28 882
8527919000	Oth radio-broadcast receiver,ext sourcepower comb. w/ sound rex	91 701	650 434	617 899	5 707 703
8527921000	Oth radio-broadcast receiver,ext sourcepower combined w/ a cloc	481	5 250	9 900	82 356
8527929100	Oth radio-broadcast receiver;not portablecomb. w/ a clock,mains c	193	1 253	3 870	40 983
8527929900	Oth radio-broadcast receiver;not portablecomb. w/ a clock,operat	0	164	0	6 406
8527991000	Oth radio-broadcast receiver,ext sourcepower combined w/ other	0	1	0	936
8527999100	Oth radio-broadcast receiver;not portablecomb. w/ others,mains o	201	13 425	2 519	178 577
8527999900	Oth radio-broadcast receiver;not portablecomb. w/ others,operate	7	827	3 316	95 829
8528411000	Colors cathode-ray tube monitor,used inautomatic data processing	1 359	4 489	4 141	102 462
8528412000	B/W cathode-ray tube monitor,used inautomatic data processing	83	6 406	7 977	29 134
8528491000	Oth color cathode-ray tube monitor,usedin automatic data proces	307	134 550	10 865	595 542
8528492000	Oth B/W cathode-ray tube monitor,usedin automatic data proces	17	1 459	5 177	160 130
8528511000	Projection type flat panel display unitused in automatic data proce	11 616	153 962	58 617	3 594 330
8528512000	Oth projection type flat panel displayunits, color	211 746	2 427 241	4 713 795	43 824 038
8528513000	Oth projection type flat panel displayunits, B/W	5 837	19 084	258 007	610 965
8528591000	Other monitor, colour	28 638	373 195	1 386 708	20 160 375
8528592000	Other monitor, B/W	87 583	690 527	93 540	1 057 018
8528611000	Projector,flat panel display type use inautomatic data processing s	3 960	49 284	261 710	2 899 185
8528619000	Oth projector,flat panel display type,used in automatic data proce	19 697	158 861	1 033 600	11 229 181
8528691000	Oth projector,have capability ofprojecting on a screen >=300 inch	4 717	5 608	542 754	602 164
8528699000	Oth projector,have capability ofprojecting on a screen <300 inches	8 140	63 572	135 229	2 562 998
8528711100	Set top box which have a communicationfunctions, mains operate	162	33 851	4 729	1 606 137
8528711900	Set top box which have a communicationfunctions, operated by ot	3 546	31 681	97 931	822 109
8528719100	Oth set top box, have a communicationfunctions, mains operated	15 278	932 558	21 985	1 823 620
8528719900	Oth set top box, have a communicationfunctions, operated by oth	34 902	54 243	63 009	159 973
8528721000	Oth reception app. for TV,colour,battery operated	547	2 770	6 730	25 459
8528729100	Cathode-ray tube type	0	82 332	0	123 758
8528729200	LCD,LED,and oth flat panel display type	766 919	6 887 831	18 652 339	165 875 794
8528729900	Oth reception app. for TV,colour,not battery operated	1 603	42 008	81 184	1 186 595
8528730000	Oth reception apparatus for TV, B/W	12	1 059	1 774	53 621
8529102100	Parabolic aerial reflector dishes for TVreception	361 213	7 247 980	1 076 142	21 256 439
8529102900	Oth parabolic aerial reflector dish forTV reception	30 195	979 168	357 528	4 292 240
8529103000	Telescopic, rabbit & dipole antennae forTV or radio receivers	53 603	804 183	731 308	8 131 697
8529104000	Aerial filters and separators	196 233	544 832	1 217 728	6 156 183
8529106000	Feed horns (wave guide)	70 215	1 084 892	328 538	4 360 273
8529109200	Oth aerials&aerials reflector,used withtransmission app. for radio-	248 946	3 309 977	332 675	5 419 650
8529109900	Oth aerials&aerials reflector,used withtransmission app. for oth pu	12 686	265 793	2 916 435	27 538 409
8529902000	Part of decoder for use w/ transmission,radar&reception app.,mo	229 214	1 518 331	870 256	8 043 090
8529904000	Part of digital/video camera,use withtrans.,radar&recept. app.,mo	13 699	183 857	802 637	6 131 953
8529905100	Oth printed circuit board; assembled,for transmission apparatus	0	1 251	0	93 679
8529905200	Oth printed circuit board; assembled,for radio-broadcast receiver	85 222	490 426	335 470	3 169 000
8529905300	Oth printed circuit board; assembled,for flat panel display monitor	241 016	1 772 818	7 098 494	51 508 132
8529905400	Oth printed circuit board; assembled,for TV receivers	74 200	1 267 847	1 530 285	26 582 538
8529905500	Oth printed circuit board; assembled,for other monitor/projector	1 218	30 222	90 624	444 454
8529905900	Oth printed circuit board; assembled,for other goods	191 594	2 137 329	16 968 144	201 339 843
8529909100	Oth printed circuit board;not assembled,for television receivers	407 833	3 643 116	20 070 443	174 108 503
8529909400	Oth printed circuit board;not assembled,for flat panel display	1 333 479	13 381 726	43 589 580	410 250 325
8529909900	Oth printed circuit board;not assembled,for other goods	356 011	4 020 482	5 506 374	49 969 467

I.3. IM POR M ENURUT KOM ODITI / IM PORT BY HS COM M ODITY

*** OKTOBER / OKTOBER 2014 ***

H S	Uraian Komoditi Commodity Description	Berat Bersih / Net Weight (Kg)		Nilai / Value C.I.F (US\$)	
		Bulan ini Current Month	Kumulatif Cum.Jan. to date	Bulan ini Current Month	Kumulatif Cum.Jan. to date
8530100000	Equipment for railways and tramways	28 834	60 919	6 432 509	11 368 941
8530800000	Equipment for roads,inland waterways,parking facility,port install..	22 847	133 795	1 595 298	6 401 708
8530900000	Part of equipment railways,tramways,road,waterway,parking facil	13 446	57 507	169 243	1 049 211
8531101000	Burglar alarms	6 968	92 679	15 894	850 593
8531102000	Fire alarms	95 921	270 484	1 043 442	4 618 818
8531103000	Smoke alarms;portable personal alarm(shrill alarm)	8 772	74 405	101 870	1 017 101
8531109000	Other alarms and similar apparatus	85 661	561 900	1 423 416	14 210 196
8531200000	Indicator panel incorporating LCD/ LED	163 788	1 163 548	7 555 558	53 144 649
8531801100	Door bells and other door soundsignalling apparatus	5 147	66 779	49 850	553 557
8531801900	Other electronic bells and soundsignalling apparatus	18 958	201 403	272 563	5 353 828
8531802100	Vacuum flourescent display panels	61	523	64 468	77 597
8531802900	Oth flat panel displays (includingelectroluminescence,plasma,&otf	18 348	95 212	614 627	3 469 497
8531809000	Other electric sound/ visual signallingapparatus	11 953	204 201	1 450 280	4 156 041
8531901000	Part of panel indicator,electric sound/ visual signalling app,flat pan	3 976	62 723	142 446	4 087 404
8531902000	Part of door bell/ other door soundsignalling apparatus	0	631	0	21 256
8531903000	Part of other bells/ sound signallingapparatus	282	3 427	11 747	112 113
8531909000	Part of other electric sound or visualsignalling apparatus	21 770	250 731	686 572	7 069 811
8532100000	Fixed capacitor desgned for use in 50/60Hz circuit, reactive power	79 278	1 275 589	1 938 511	22 969 419
8532210000	Tantalum	3 499	50 180	263 138	3 843 407
8532220000	Aluminium electrolytic	119 259	1 226 102	2 526 585	31 483 211
8532230000	Ceramic dielectric,single layer	13 097	398 099	819 627	12 605 727
8532240000	Ceramic dielectric,multi layer	52 937	601 897	3 492 925	28 996 647
8532250000	Dielectric of paper or plastic	54 130	341 923	578 426	3 642 870
8532290000	Other fixed capasitor	165 373	2 703 158	4 056 818	53 244 549
8532300000	Variable/ adjustable (pre-set) capacitors	365 126	727 208	2 419 898	12 263 583
8532900000	Parts of fixed electrical capasitor	148 738	1 954 133	3 200 773	39 778 325
8533101000	Fixed carbon resistors, composition/ filmtyp; surface mounted	13 590	146 148	744 679	7 606 132
8533109000	Fixed carbon resistors, composition/ filmtyp; not surface mounter	48 430	586 859	2 327 952	22 924 557
8533210000	Oth fixed resistors for a power handlingcapacity not exceeding 20W	28 387	349 762	1 300 350	16 444 602
8533290000	Oth fixed resistors for a power handlingcapacity exceding 20W	45 437	401 675	1 455 379	20 722 842
8533310000	Wirewound variable resistors, rheostats,for a power handling capæ	177	2 072	6 618	73 112
8533390000	Wirewound variable resistors, rheostats,for a power handling capæ	7 098	159 873	119 814	2 123 183
8533400000	Other variable resistors, includingrheostats and potentiometers	56 411	512 527	1 347 166	16 139 874
8533900000	Parts of fixed resistors	145 596	1 355 993	4 588 780	53 490 936
8534001000	Printed circuits, single-sided	105 132	1 164 910	2 992 106	32 121 540
8534002000	Printed circuits, double-sided	14 959	228 208	8 439 329	32 164 150
8534003000	Printed circuits, multi-layer	29 679	305 774	987 982	12 376 943
8534009000	Other printed circuits	476 506	5 908 821	22 657 581	242 276 536
8535100000	Fuses, for a voltage > 1000V	35 315	483 922	233 076	7 737 690
8535211000	Automatic circuit breakers for a voltage< 72,5 KV; moulded case ty	1 186	31 685	59 244	827 255
8535219000	Automatic circuit breakers for a voltage< 72,5 KV; other type	71 789	972 078	1 899 603	20 008 316
8535290000	Automatic circuit breakers for a voltage>= 72,5 KV	238 616	1 724 389	3 705 054	22 960 291
8535301100	Disconnecter having a voltage < 36 KV	486	6 689	65 601	738 148
8535301900	Disconnecter having a voltage >= 36 KV	22 151	302 770	291 554	3 555 762
8535302000	Isolating switch& make-and-break switchfor a voltage of >= 66 KV	19	248 296	2 537	2 243 798
8535309000	Isolating switch& make-and-break switchfor a voltage of < 66 KV	27 086	845 828	347 679	12 552 884
8535400000	Lightning arresters,voltage limiters andsurge suppressors	40 219	477 317	490 273	7 647 367
8535901000	Bushing and tap changer assemblies for electricity distrib/ power tr	46 501	475 830	542 129	13 314 660
8535909000	Oth bushing and tap changer assembl. for electricity distrib/power	207 057	2 007 570	2 856 700	35 485 275
8536101100	Thermal fuses glass type for use inelectris fans	8 703	71 262	242 674	2 223 848
8536101200	Thermal fuses glass type for use inothers, for a current of less thar	1 955	35 171	55 614	781 314
8536101300	Fuse blocks,of a kind used for motorvehicles	3 303	52 988	122 439	1 448 756
8536101900	Oth thermal fuses glass type	74 694	867 842	885 630	13 530 464
8536109100	Oth fuses for use in electric fans	8 627	74 921	214 736	1 795 795
8536109200	Oth fuses for use in other,for a currentof less than 16 A	665	4 224	16 820	226 796
8536109300	Oth fuse blocks,of a kind used for motorvehicles	18 991	209 231	340 503	4 107 857
8536109900	Other fuses	68 276	1 030 140	2 218 074	26 133 997
8536201100	Automatic circuit breaker;moulded case,for a current of less than	10 235	80 720	36 432	1 191 376
8536201200	Automatic circuit breaker;moulded case,for a current >16A but <=	4	44 871	65	105 554
8536201300	Automatic circuit breaker;moulded case,for a current >32A but <=	0	8 054	0	128 289
8536201900	Automatic circuit breaker;moulded case,for a current >1000A	130 731	684 806	2 564 899	11 121 767
8536202000	Automatic circuit incorporated intoelectro-thermic domestic appli	1	11 490	332	106 059
8536209100	Automatic circuit incorporated into oth,a current < 16A	5 818	99 505	30 322	1 259 102
8536209900	Automatic circuit incorporated into oth,a current >= 16A	110 707	1 248 824	2 293 957	21 368 326

I.3. IM POR M ENURUT KOM ODITI / IM PORT BY HS COM M ODITY

*** OKTOBER / OKTOBER 2014 ***

H S	Uraian Komoditi Commodity Description	Berat Bersih / Net Weight (Kg)		Nilai / Value C.I.F (US\$)	
		Bulan ini Current Month	Kumulatif Cum.Jan. to date	Bulan ini Current Month	Kumulatif Cum.Jan. to date
8536301000	Lightning arresters for protecting electrical circuits	2 945	104 249	71 297	1 635 499
8536302000	Electrical circuit protector used in radio equipment/ electric fans	311	10 539	8 644	83 262
8536309000	Oth apparatus for protecting electrical circuits	51 270	702 749	2 146 369	20 908 632
8536411000	Digital relays,voltage <= 60V	14 309	316 955	435 600	6 951 050
8536413000	Relays used in electric fans,voltage <= 60V	43	68	1 581	3 325
8536414000	Oth relays,voltage <= 60V,a current <16A	72	4 559	2 229	48 305
8536419000	Relays used in other equipment,voltage <= 60V	56 072	764 628	1 363 683	17 142 330
8536491000	Digital relays,voltage > 60V	8 433	57 066	218 959	2 320 870
8536499000	Other relays,voltage > 60V	188 204	1 897 914	4 959 598	42 287 445
8536502000	Over-current and residual-current automatic switches	47 761	539 772	684 972	9 112 444
8536503200	High inrush switch used in electric fans or radio equipment	1 406	86 320	55 148	802 273
8536503300	High inrush switch,of a rated current carrying capacity < 16A	371	17 550	34 376	304 327
8536503900	Other high inrush switches	133 444	1 224 607	2 529 218	21 625 274
8536504000	Miniature switches for rice cookers or oven toasters	0	749	0	23 865
8536505100	Electronic AC switch,voltage <=1000V,for a current < 16A	17 772	239 411	164 143	2 718 867
8536505900	Electronic AC switch,voltage <=1000V,for a current >= 16A	33 048	336 628	750 630	6 688 680
8536506100	Make& break switch used in domestic elec. wiring,<=500V,for a cur	0	154 755	0	761 523
8536506900	Make& break switch used in domestic elec. wiring,<=500V,for a cur	10 390	121 233	504 033	4 676 175
8536509200	Oth make& break switch used in domestic elec. wiring,>500V,use ir	250	17 983	3 074	196 946
8536509500	Oth make& break switch,>500V,starters for electric motors or fuse	5 358	71 583	140 165	2 117 958
8536509900	Oth make& break switch,>500V	221 637	3 240 332	5 955 568	78 248 325
8536611000	Lamp holder used for compact lamps or halogen lamps	3 074	110 353	10 861	410 191
8536619100	Lamp holder used for oth lamps,a current < 16A	13 347	142 838	45 113	371 362
8536619900	Lamp holder used for oth lamps,a current >= 16A	105 039	922 165	223 283	2 206 421
8536691200	Telephone plugs for a current < 16A	6 830	95 503	108 368	1 121 266
8536691900	Telephone plugs for a current <= 16A	19 524	292 660	753 037	8 798 291
8536692200	Audio/video & cathode ray tube socket for TV/radio receiver,a curr	3 934	31 418	35 817	260 629
8536692900	Audio/video & cathode ray tube socket for TV/radio receiver,a curr	10 824	623 989	159 024	5 541 033
8536693200	Socket& plug for co-axial cable& printed circuits,for a current < 16A	3 798	85 637	18 387	684 515
8536693900	Socket& plug for co-axial cable& printed circuits,for a current >= 16A	111 798	1 517 639	670 412	9 092 956
8536699200	Oth socket& plug, for a current < 16A	37 326	273 573	218 902	1 087 899
8536699900	Oth socket& plug, for a current >= 16A	10 761	291 367	334 124	4 607 371
8536701000	Connector for optical fibres,opt. fibres bundles or cables;ceramics	0	15 467	0	305 706
8536702000	Connector for optical fibres,opt. fibres bundles or cables;copper	10 363	111 199	554 785	4 765 529
8536709000	Oth connector for optical fibres,optical fibres bundles or cables	60 297	870 736	2 091 493	28 744 850
8536901200	Connection& contact elements for wires& cables;wafer probers;cur	35 241	376 991	653 860	7 847 925
8536901900	Connection& contact elements for wires& cables;wafer probers;cur	253 257	3 674 425	10 549 111	109 813 487
8536902200	Junction boxes,for a current < 16A	158	1 296	9 948	140 031
8536902900	Junction boxes,for a current >= 16A	172 062	1 805 805	4 449 569	43 367 487
8536903200	Cable connector,connector/adaptor for co-axial cable,commutator	23 669	200 366	358 154	4 373 663
8536903900	Cable connector,connector/adaptor for co-axial cable,commutator	596 374	5 776 381	18 705 331	181 614 895
8536909300	Telephone patch panels	0	24 274	0	368 985
8536909400	Oth cable connector,for a current < 16A	6 093	337 134	350 010	11 710 783
8536909900	Oth cable connector,for a current >= 16A	594 505	7 515 107	18 807 643	192 998 337
8537101100	Control panel use in distributed control system;voltage <1000V	147 184	1 023 536	6 913 387	34 040 309
8537101200	Control panel fitted w/ a programmable processor;voltage <1000V	9 442	183 805	1 305 343	5 741 012
8537101300	Control panel for AC,refrig.,wash. mach.,vacuum cleaner,mixer,wa	221 984	940 738	2 289 858	7 592 896
8537101900	Other control panel	8 139 357	10 684 009	7 404 065	40 573 203
8537102000	Distribution board used w/ auto. data process. mach.,telp sets,tran	151 688	1 717 827	1 572 374	25 706 173
8537103000	Programmable logic controllers for auto-mach for trans. for semic	37 736	340 021	1 826 574	15 446 403
8537109100	Switchboard used in radio equipment or electric fans	61 759	477 196	889 813	14 999 075
8537109200	Switchboard use in distributed control systems	80 867	233 503	1 122 562	7 309 920
8537109900	Switchboard use for other purposes	575 197	4 395 339	10 512 498	88 346 194
8537201100	Switchboards incorp. elect instrum for break,connect/protect elect	100 410	408 309	2 273 004	6 766 917
8537201900	Switchboards incorp. elect instrum for break,connect/protect elect	31 490	1 771 051	807 479	25 497 670
8537202100	Control panels incorp. elect instrum for break,connect/protect elec	196 572	373 236	311 152	6 739 972
8537202900	Control panels incorp. elect instrum for break,connect/protect elec	6 722	1 385 155	170 475	16 923 758
8537209000	Oth board for elect. control for voltage > 1000 volt	1 877 971	8 486 824	17 896 799	105 162 152
8538101100	Parts of programmable logic controllers,<=1000V;for semiconductor	1 068	17 122	37 826	412 724
8538101200	Oth part of programmable logic controller used in radio equipment,<	5	2 432	1 530	801 680
8538101900	Oth part of programmable logic controller used in other equipment,	96 839	788 291	905 618	7 624 819
8538102100	Parts of programmable logic controllers,>1000V;for semiconductor	3 816	33 481	203 556	1 520 297
8538102200	Oth part of programmable logic controller used in radio equipment,>	0	1 547	0	16 178
8538102900	Oth part of programmable logic controller used in other equipment,	10 614	296 871	96 841	3 336 984

I.3. IM POR M ENURUT KOM ODITI / IM PORT BY HS COM M ODITY

*** OKTOBER / OKTOBER 2014 ***

H S	Uraian Komoditi Commodity Description	Berat Bersih / Net Weight (Kg)		Nilai / Value C.I.F (US\$)	
		Bulan ini Current Month	Kumulatif Cum.Jan. to date	Bulan ini Current Month	Kumulatif Cum.Jan. to date
8538901100	Part incl. printed circuit assmblies oftelp plug;connect&contact; <=	44 120	392 731	1 679 580	23 305 060
8538901200	Part of switch,socket&plug for coaxialcable,and oth apparatus, <=	147 794	1 227 652	3 499 237	29 325 967
8538901300	Part of distribution boards, <=1000V	17 502	46 981	27 029	333 130
8538901900	Oth part of electric switch,socket&plug,<= 1000V	229 086	2 053 714	3 623 688	37 879 812
8538902100	Part incl. printed circuit assmblies oftelp plug;connect&contact; >1	1 376	28 291	39 370	909 715
8538902900	Oth part incl. printed circuit assmbliesof telp plug;connect&contact	396 684	4 901 575	11 349 941	101 368 927
8539101000	Sealed beam lamp units formotor vehicles	83 665	755 398	778 559	7 449 195
8539109000	Sealed beam lamp units for others	8 269	205 470	179 585	2 227 703
8539212000	Tungsten halogen used in medicalequipment	4	2 344	1 226	21 386
8539213000	Tungsten halogen used for motorvehicles	89 600	908 317	641 026	11 419 248
8539214000	Other reflector lamp bulbs of tungstenhalogen	16 296	52 278	169 549	598 210
8539219000	Other tungsten halogen	33 025	248 149	448 298	10 000 364
8539222000	Oth filament lamp,not tungsten halogen,pwer<=200W & >100V,fo	0	11	0	1 755
8539223000	Oth reflector lamp bulbs,not tungstenhalogen, power <=200W & v	3 804	47 644	59 203	629 010
8539229000	Oth filament lamp,not tungsten halogen,power<=200W & voltage:	77 921	857 488	229 469	3 512 856
8539291000	Other filament lamps, excl UV/infraredlamps,for medical equipme	71	6 159	2 387	200 197
8539292000	Other filament lamps, excl UV/infraredlamps,for motor vehicles	122 383	1 175 131	1 929 440	22 193 808
8539293000	Other reflector lamp bulbs,excl UV/infrared lamps,for oth purpose	24 287	182 731	119 387	1 646 280
8539294100	Flashlight bulb;miniature indictor bulb, rated <=2,25V, for medical	12	313	1 350	29 988
8539294900	Flashlight bulb;miniature indictor bulb, rated <=2,25V, for other pl	7 706	40 396	214 020	941 858
8539295000	Oth filament lamp excl UV/Infrared lamp, capacity >200W & <=300	0	27 571	0	119 950
8539296000	Oth filament lamp excl UV/Infrared lamp, capacity <=200W, voltaç	516	9 821	21 780	365 950
8539299000	Other filament lamps, excluding UV orinfra-red lamps	104 486	1 084 652	694 589	6 160 170
8539311000	Tubes for compact fluorescent lamps offluorecent, hot cathode, no	155 969	988 351	419 892	4 541 798
8539319010	Tube lamps of fluorecent, hot cathode,not UV lamps	46 607	440 884	280 654	2 368 038
8539319020	Compact fluorescent lamps of fluorecent, hot cathode, not UV lam	975 215	11 304 431	10 034 181	108 047 138
8539319090	Oth discharge lamps excl UV lamps offluorecent, hot cathode	6 080	42 300	32 448	403 542
8539320000	Mercury/sodium vapour lamps;metal halidelamps excl UV lamps	22 876	288 711	429 449	5 183 305
8539391000	Tubes for compact fluorescent lamps,coldcathode types, not UV la	38 649	256 910	65 227	454 704
8539393000	Discharge lamps other fluorescent lamp,cold cathode types, not U	621	14 111	5 065	201 473
8539399000	Other discharge lamps, other than UVlamps, cold cathode types	97 690	690 564	992 287	6 635 596
8539410000	Arc lamps	162	2 175	38 947	260 732
8539490000	Ultra-violet/infra-red lamps	531 302	4 443 758	2 091 725	17 764 746
8539901000	Aluminium end cap for fluoresc lamp;alum screw caps for incande:	29 626	808 113	121 281	3 082 876
8539902000	Parts of elect filament/discharge lampsof kind used for motor vehi	16 014	68 079	80 636	586 607
8539909000	Oth part of elect filament/dischargelamps; part of arc-lamps	1 079 326	6 912 763	2 445 112	37 530 155
8540110000	Color cathode-ray television picturetube incl video monitor cathoc	272 092	3 951 355	483 996	7 199 694
8540120000	Monochrome cathode-ray TV picture tube,incl video monitor cath	0	1	0	15
8540200000	TV camera tubes; image converters andintensifiers; other photo-c:	174	17 230	30 423	194 647
8540401000	Data/graphic display tubes,color, used for articles of heading 85.2:	0	748	0	24 660
8540409000	Data/graphic display tubes,monochrome,used for articles of headi	1	3 769	596	142 765
8540600000	Other cathode-ray tubes	0	250	0	30 054
8540710000	Magnetrons	2 861	6 743	325 442	455 518
8540790000	Microwawe tubes, not magnetrons, exclgrid-controlled tubes	6	1 007	919	172 115
8540810000	Receiver/ amplifier valves and tubes	1 639	10 900	28 766	210 503
8540890000	Other valves and tubes	2 990	50 818	90 775	535 778
8540910000	Parts of cathode-ray tubes	25 499	466 063	291 182	5 433 550
8540991000	Parts of microwave tubes	561	23 252	8 115	168 860
8540999000	Other parts of thermionic,cold cathodeor photo cathode valves an	319	14 672	16 860	439 274
8541100000	Diodes, other than photosensitive/lightemitting diodes	90 356	1 242 280	8 367 135	100 700 555
8541210000	Transistor oth than photosensitivewith a dissipation rate of <1 W	21 725	377 889	2 084 920	20 311 865
8541290000	Transistor oth than photosensitivewith a dissipation rate of >=1 W	107 242	1 413 273	4 948 863	54 278 804
8541300000	Thyristors,diacs and triacs, other thanphotosesintive devices	6 381	223 480	900 937	18 012 314
8541401000	Light emitting diodes	66 738	883 956	21 794 074	109 934 294
8541402100	Photovoltaic cells, not assembled	145 834	298 002	1 381 747	3 486 867
8541402200	Photovoltaic cells, assembled in modulesor made up into panels	76 282	587 938	446 056	4 262 938
8541402900	Oth photocells, including photodiodes &phototransistors	6 181	162 766	388 128	6 461 183
8541409000	Oth photosensitive semiconductor devices	71 305	595 737	2 958 643	19 909 093
8541500000	Other semiconductor devices	27 294	352 515	7 110 043	52 549 427
8541600000	Mounted piezo-electric crystals	17 063	262 943	1 274 090	14 634 669
8541900000	Parts of diodes,transistors & similar;photosensitives semiconduct	32 933	183 392	1 543 196	7 754 220
8542310000	Processor & controller of electronicsintegrated circuits	226 547	3 021 421	29 042 653	246 560 153
8542320000	Memories of electronic integratedcircuits	49 516	592 840	8 042 599	72 811 751
8542330000	Amplifiers of electronic integratedcircuits	33 814	272 434	1 229 178	12 827 746

I.3. IM POR M ENURUT KOM ODITI / IM PORT BY HS COM M ODITY

*** OKTOBER / OKTOBER 2014 ***

H S	Uraian Komoditi Commodity Description	Berat Bersih / Net Weight (Kg)		Nilai / Value C.I.F (US\$)	
		Bulan ini Current Month	Kumulatif Cum.Jan. to date	Bulan ini Current Month	Kumulatif Cum.Jan. to date
8542390000	Other electronic integrated circuits	415 865	4 135 564	99 064 300	939 989 526
8542900000	Parts of electronic integrated circuits	73 137	1 055 550	4 489 468	48 423 001
8543100000	Particle accelerators	0	31 089	0	7 780 916
8543200000	Signal generators	9 893	25 012	188 721	1 314 959
8543302000	Wet processing equip. for the applic. by immersion of chemical/el	86	17 499	10 862	354 266
8543309000	Oth machine& apparatus for electroplating,electrolysis/ electropho	15 889	1 622 912	2 711 409	16 775 651
8543701000	Electric fence energisers	46 294	188 113	318 306	747 364
8543702000	Remote control apparatus, other thanradio remote control appara	227 161	1 989 810	3 599 150	31 210 586
8543703000	Electrical machines with translation ordictionary functions	9	6 471	7 043	579 449
8543704000	Equip/ machine for removal dust particle& curing material by UV li	3 121 546	3 859 091	5 345 469	9 034 634
8543705000	Integrated receiver/decoder (IRD) fordirect broadcast multimedia	124 889	1 847 133	1 198 916	18 825 237
8543709000	Oth electrical machines & apparatus,having individual fuctions	340 937	3 191 889	6 035 924	70 042 122
8543901000	Parts of particle accelerators orsignal generators	933	2 848	23 700	179 492
8543902000	Part of wet processing equip for applic.by immersion of chemical/	19	1 807	93	37 723
8543903000	Parts of electrical machines withtranslation or dictionary functions	15	366	325	19 217
8543904000	Part of equip/ machine for removal dustparticle & curing material t	0	12 381	0	56 752
8543905000	Part of Integrate receiver/decoder (IRD)for direct broadcast multir	14 975	89 539	40 037	450 462
8543909000	Parts of oth electrical machines andapparatus,having individual fu	154 084	1 585 576	1 557 706	21 620 788
8544111000	Winding wire of copper,w/ an outercoating of lacquer or enamel	244 547	2 758 150	2 249 304	26 158 317
8544112000	Winding wire of copper,w/ an outer coat/cover w/paper, textile m	65 136	589 396	1 110 006	8 783 670
8544119010	Winding wire of copper, laquer/enamelled & cover with paper,tex	40 541	407 785	617 748	5 394 694
8544119020	Winding wire of copper, rect cross-sect. and without connectors	204 101	1 289 150	1 789 712	11 465 406
8544119090	Other winding wire of copper	12 939	266 122	502 837	3 543 355
8544190010	Winding wire not of copper, lacquered orenamelled	28 495	588 775	192 294	4 086 816
8544190020	Manganese resistance wire	896	328 240	11 058	1 736 551
8544190090	Winding wire not of copper,not lacquere/enamelled, not mangane	89 703	928 560	1 417 783	11 977 545
8544201100	Co-axial cable/ elec;fitted w/ connector;<=66.000V;insulated w/ ru	58 374	1 161 333	213 785	4 946 344
8544201900	Co-axial cable/ elec;fitted w/ connector;<=66.000V;insulate not w/	488 734	6 764 315	5 928 895	64 410 303
8544202100	Co-axial cable/ elec;unfitted w/ conectr;<=66.000V;insulated w/ ru	219 001	1 836 676	884 609	7 236 462
8544202900	Co-axial cable/ elec;unfitted w/ conectr;<=66.000V;insulate not w/	670 624	8 303 855	4 280 351	41 634 553
8544203100	Co-axial cable/ elec;fitted w/ connector;>66.000V;insulated w/ rub	60 373	285 879	448 971	2 585 833
8544203900	Co-axial cable/ elec;fitted w/ connector;>66.000V;insulate not w/ r	21 722	3 084 757	44 533	6 157 620
8544204100	Co-axial cable/ elec;unfitted w/ conectr;>66.000V;insulated w/ rub	161 960	164 312	977 794	1 285 330
8544204900	Co-axial cable/ elec;unfitted w/ conectr;>66.000V;insulate not w/ r	204 666	3 823 523	1 535 697	23 851 926
8544301200	Wiring harness for mtor vehicle;of head87.02,87.03,87.04/84.11;ji	196 079	2 276 840	3 642 692	42 171 749
8544301300	Wring harness for mtor vehicle;excl head87.02,87.03,87.04/84.11;	78 042	265 195	613 651	4 141 770
8544301400	Wiring harness for mtor vehicle;of head87.02,87.03,87.04/84.11;n	4 213	65 110	126 998	1 282 063
8544301900	Wring harness for mtor vehicle;excl head87.02,87.03,87.04/84.11;	51 434	207 120	325 700	4 400 558
8544309100	Ignition wiring sets,not wiring set,usedin vehicle,aircraft/ ship;insul	31 493	370 372	948 483	7 214 366
8544309900	Ignition wiring sets,not wiring set,usedin vehicle,aircraft/ ship;no ir	346 541	3 521 281	2 672 630	37 157 396
8544421100	Telephone, telegraph, radio relay cables submarine,fitted w/ conne	14 406	121 666	151 075	1 178 475
8544421200	Telephone, telegraph, radio relay cablenot submarine,fitted w/ co	7 565	21 249	73 874	399 955
8544421900	Oth elect conductor,fitted w/ connector;used for communication,	46 247	1 326 575	1 297 930	21 432 070
8544422100	Telephone, telegraph, radio relay cables submarine,fitted w/ cnecto	620	4 542	35 106	177 257
8544422200	Telephon,tlegraph,radio relay cable;notsubmarine,fitted w/ cnectr	0	24 615	0	347 522
8544422900	Oth elect conductor,fitted w/ connector;used for communication,t	38 726	469 379	382 069	5 963 998
8544423200	Battery cable;<=1000V;insulate w/ rubberfor vehicle head 87.02,8	0	68	0	1 281
8544423300	Battery cable;<=1000V;insulate w/ rubberocl vehicle head 87.02,8	668	10 155	18 444	221 800
8544423400	Battery cable;<=1000V,insulate w/ rubberfor vehicle head 87.02,8	0	175	0	4 168
8544423900	Battery cab;<=1000V;no insulate w/ rubberocl vehicle head 87.02,8	17 718	29 003	186 901	293 074
8544429100	Electrical cables insulated w/ plasticdiameter <=19,5 mm,use for t	323 650	2 670 897	3 139 764	33 083 446
8544429200	Electrical cables insulated w/ plasticdiameter >19,5 mm,use for tel	94 274	890 035	912 055	7 500 175
8544429910	Car cigarettes lighters adapters	7 573	33 745	242 856	1 034 284
8544429990	Oth elect conductor,fitted w/ connector,used for telecommunicati	217 481	2 271 206	1 860 821	18 324 126
8544491100	Telephone, telegraph, radio relay cables submarine,not fitted w/ co	1 241	54 944	42 921	422 216
8544491200	Telephone, telegraph, radio relay cablenot submarine,not fit w/ cr	4	12 400	1 214	125 616
8544491900	Oth elect conductor,not fit w/ cconnector;used for communication,v	138 218	2 630 372	1 231 481	20 335 803
8544492100	Shielded wire for mnfact.of auto-wiringharnesses, not for commur	730 646	6 809 603	7 256 425	67 108 634
8544492200	Electrical cables insulated w/ plasticdiamtr<=19,5 mm,not use for	3 904	216 030	3 868	376 561
8544492300	Electrical cables insulated w/ plasticdiamtr>19,5 mm,not use for te	934	800 734	12 605	2 499 029
8544492900	Oth electric conductors,not fitted w/connector,not for telecommu	117 940	2 255 680	1 181 274	13 730 045
8544493100	Telephone,tlegraph,radio relay cable submarine,for communic,80	9	1 124	170	16 770
8544493200	Oth elect connector,fitted w/ connectorfor comm,insulate w/ plas	0	108 141	0	284 777
8544493900	Oth elect connector,fit w/ connector forcomm,not insulate w/ pla	46 264	1 969 118	743 107	22 238 123

I.3. IM POR M ENURUT KOM ODITI / IM PORT BY HS COM M ODITY

*** OKTOBER / OKTOBER 2014 ***

H S	Uraian Komoditi Commodity Description	Berat Bersih / Net Weight (Kg)		Nilai / Value C.I.F (US\$)	
		Bulan ini Current Month	Kumulatif Cum.Jan. to date	Bulan ini Current Month	Kumulatif Cum.Jan. to date
8544494100	Oth elect cnnector,fit w/ connector,>80V<=1000V,not for com,ir	193 993	1 032 721	1 264 460	10 444 636
8544494900	Oth elect cnnector,fit w/ connector,>80V<=1000V,no for com,in:	398 944	4 487 880	2 397 668	28 202 715
8544601100	Oth electric conductors,>1 kV & <=36kV,insulate plastic w/ core di	54 888	735 282	703 211	3 631 612
8544601900	Oth electric conductors,>1 kV & <=36kV,insulate plastic w/ core di	12 161	29 517	129 779	326 515
8544602100	Oth electric conductors,>36 kV & <=66kV,insulate plastic w/ core c	14 219	33 352	105 010	149 210
8544602900	Oth electric conductors,>1 kV & <=36kV,insulate plastic w/ core di	523 318	6 703 097	4 311 509	36 428 317
8544603000	Other electric conductors, for a voltage > 66 kV	26 705	210 619	398 257	1 579 487
8544701000	Optical fibre cable of teleph,telegraph,radio relay cables,submarin	106 628	6 429 360	610 953	78 390 416
8544709000	Other optical fibre cables	445 230	5 579 402	3 394 462	34 997 880
8545110000	Electroda of graphite, used for furnaces	908 835	7 268 701	2 884 218	23 426 293
8545190000	Electroda of graphite, used not forfurnaces	6 495	229 877	258 010	2 675 983
8545200000	Carbon brushes of graphite/oth carbon,for electrical purposed	36 537	477 415	1 177 979	13 115 508
8545900000	Lamp carbon,battery carbon & oth articleof graphite/oth carbon,w	92 629	1 126 891	321 311	6 115 979
8546100000	Electrical insulators of glass	346 773	1 223 884	744 265	2 643 985
8546201000	Transformer bushing & circuit breakerinsulator, of ceramic	81 510	559 955	948 215	5 557 839
8546209000	Electrical insulators of any materialother than glass & ceramics	439 177	4 874 917	948 663	9 238 559
8546900000	Oth elect insulators not of glass and of ceramics	209 265	1 498 778	991 182	12 995 446
8547100000	Insulating fitting for electrical mchineappl/ equip; of ceramics	87 932	691 897	2 256 579	17 278 938
8547200000	Insulating fitting for electrical mchineappl/ equip; of plastics	173 131	1 604 830	2 697 739	24 023 609
8547901000	Elect conduit tubingng & joint thereforof base metal line w/ insula	10 237	277 925	138 209	2 022 219
8547909000	Oth insulating fittings for elect mach,appliances/ equipment, being	170 211	3 965 474	1 193 405	21 819 281
8548101900	Lead acid scrap storage batteries,drained/ undrained,used for oth p	0	1 061	0	4 395
8548102300	Waste & scrap contain mainly iron ofelectric accumulators,used in	0	301	0	8 389
8548102900	Other waste and scrap containing mainlyiron	6	201	1 109	2 950
8548103300	Waste & scrap contain mainly copper ofelectric accumulators,usec	0	2	0	1 040
8548103900	Other waste and scrap containing mainlycopper	0	18	0	2 681
8548109900	Other waste & scrap containing othermaterials	3 650	9 813	37 016	163 706
8548901000	Image sensors contact type copmrising aphoto-conductive sensor	53 458	607 127	1 226 667	12 208 912
8548902000	Printed circuit assemblies incl suchassemblies for external connect	37	11 045	14 931	254 615
8548909000	Other waste & scrap of primary cells;primary batteries	22 891	493 212	807 753	12 829 268
8601100000	Rail locomotive powered from an externalsource of electricity	36	1 304	550	8 550
8601200000	Rail locomotives powered by electricaccumulators	0	43	0	1 754
8602100000	Diesel-electric locomotives	0	522 531	0	16 230 929
8602900000	Locomotive tenders	1 618	1 765	5 550	5 962
8603100000	Self-propelled railway/tramway coaches,van & truck power by ext	938 112	18 706 070	1 116 544	43 426 217
8603900000	Self-propelled railway/tramway coaches,van & truck power by int	795	1 000	22 358	26 719
8604000000	Railway/tramway maintenance/ servicevehicles, whether/ not self-	8 343	302 132	155 620	13 807 115
8606100000	Tank wagons and the like	0	67	0	266
8606300000	Self-discharging vans,wagons, oth thanthose of subheading 8606.1	0	16 421	0	27 757
8606910000	Oth railway/tramway goods vans & wagon,not self-propelled, cov	0	100	0	720
8606990000	Oth rail/tramway good van& wagon,not self propelled,open,nonre	6 012	257 297	12 219	1 296 738
8607110000	Driving bogies and bissel-bogies	125 720	125 720	273 456	273 456
8607120000	Other bogies and bissel-bogies	1 371	4 387	9 531	265 015
8607190000	Axles & wheels, and parts thereof	789 860	9 305 936	2 752 409	33 431 800
8607210000	Air brakes and parts thereof	0	37 207	0	898 879
8607290000	Brakes and parts thereof other than airbrakes	497	51 283	28 411	323 866
8607300000	Hooks & oth coupling devices, buffers,and parts thereof	93 631	585 540	415 150	2 915 334
8607910000	Other parts of locomotives	3 114	91 198	274 547	8 707 580
8607990000	Other part of trolling stock	3 551	3 863 628	279 405	6 291 369
8608002000	Electromechanic equip of railway/tramway track fixtures,fiiting, m	23 131	147 272	1 823 506	5 663 909
8608009000	Non-electromech equip of railway/tramway track fixtures,fiiting, n	3 987	114 151	12 696	3 561 857
8609000010	Containers of metal,design & equip forcarriage by one/ more mode	275 870	3 512 453	1 414 642	17 153 480
8609000090	Container of oth material,design& equip for carriage by one/ more	43 257	536 523	492 629	3 106 542
8701101100	Pedestrian controlled tractors,power <=22.5 kW, for agricultural u	6 374	99 187	6 975	312 872
8701101900	Pedestrian controlled tractors,power <=22.5 kw oth than for agric	0	35 507	0	122 820
8701109100	Pedestrian controlled tractors, power >22.5 kw for agricultural use	0	41 181	0	296 088
8701109900	Pedestrian controlled tractors, power >22.5 kw oth than for agricu	1 781	42 648	1 569	375 911
8701201000	Road tractors for semi-trailers, ckd	0	29 503	0	81 881
8701209000	Road tractors for semi-trailers, not ckd	1 147 138	5 428 344	11 136 055	50 498 763
8701300000	Track-laying tractors	0	35 497	0	161 272
8701901000	Agriculture tractors	414 476	4 331 615	3 129 661	29 268 411
8701909000	Other tractors (other than tractors ofheading 87.09)	161 442	1 209 705	1 174 486	7 878 372
8702104100	Motor coach,bus/ minibus,for >=10 p.g.v.w.>= 6 t but <=18 t,ckd,di	0	6 585	0	54 500
8702104920	Motor coach,bus/ minibus,for >=10 p.g.v.w. > 18 t but <=24 t,ckd,d	43 854	178 054	420 480	1 626 350

I.3. IM POR M ENURUT KOM ODITI / IM PORT BY HS COM M ODITY

*** OKTOBER / OKTOBER 2014 ***

H S	Uraian Komoditi Commodity Description	Berat Bersih / Net Weight (Kg)		Nilai / Value C.I.F (US\$)	
		Bulan ini Current Month	Kumulatif Cum.Jan. to date	Bulan ini Current Month	Kumulatif Cum.Jan. to date
8702105000	Oth motor vehicles for the transport >=10 p,ckd,diesel or semi-die	0	25 334	0	146 010
8702108100	Oth motor coach,bus/ minibus,for >=10 p,g.v.w >= 6 t but <=18 t,n	0	119 397	0	809 827
8702108910	Oth motor coach,bus/ minibus,for >=10 p,g.v.w. < 6 t, not ckd, dies	748 438	2 731 916	8 717 552	31 445 116
8702108930	Oth motor coach,bus/ minibus,for >=10 p,g.v.w. >= 24 t, not ckd, di	0	71 514	0	804 315
8702109000	Oth motor vehicles for the transport >=10 p;not ckd, diesel	0	207 412	0	2 430 520
8702909420	Motor vehicle,non diesel,transport>=30p,not ckd,g.v.w. >24 t,not	0	223 200	0	2 412 000
8702909520	Oth motor coach,bus/ minibus,non diesel,transport >10 p, not ckd,	18 500	44 500	172 757	510 335
8703101000	Golf cars, including golf buggies	0	193 031	0	280 924
8703109000	Vehicle specially design for travel onsnow oth than golf cars	0	4 979	0	27 748
8703211000	Go-karts,cylinder capacity <= 1000 cc,internal combust recipro pist	0	1 323	0	30 738
8703212200	Motor cars excl vans, <= 1,000 cc, ckd,4 WD,intrn combust recipro	0	143	0	136
8703212300	Motor car excl vans,<= 1,000 cc,ckd,not4 WD,intrn combust recipr	180	6 946	1 600	33 604
8703212910	Sedan/ station wagon,<=1,000 cc,not ckd,not 4WD,intern combust	1 740	30 442	57 026	413 746
8703212990	Oth motor car,<= 1,000 cc,not ckd,not4 WD, intern combust recipr	12 159	883 483	158 958	8 675 155
8703213100	Other vehicles,<=1,000 cc, ckd, 4 WD,internal combust recipro pist	0	8 927	0	37 374
8703213900	Oth vehicles,<=1,000 cc, ckd, not 4 WD,drive,intern combust recip	0	8 496	0	36 154
8703219900	Oth vehicle,<=1,000 cc,not ckd,internalcombust recipro piston eng	1 880	71 937	9 844	430 932
8703221190	Oth motor car,no sedan,1000-1500 cc,ckdinternal combust reciprc	0	864 989	0	8 801 066
8703221910	Sedan/ station wagon,1000-1500cc,not ckd internal combust recipr	811 884	3 781 832	5 871 038	30 289 352
8703221990	Oth motor car,no sedan,1000-1500 cc,notckd,intern combust recipr	2 685 098	35 455 469	28 278 015	322 626 688
8703229900	Other vehicles, 1000-1500 cc, not ckd,internal combust recipro pis	317 535	4 486 435	2 819 921	39 782 399
8703231000	Ambulance,1500-3000cc,internal combust,reciprocating piston en	0	16 252	0	47 054
8703232900	Hearses,1500-3000 cc,not ckd, internalcombust reciprocating pistc	0	1 693	0	538 773
8703235110	Sedan/ station wagons,1500-1800 cc,ckd,internal combust recipro	0	1 431	0	1 080 896
8703235190	Oth mtor car excl van,no sedan,ckd,1500-1800cc,intern combust r	0	2 000	0	35 393
8703235210	Sedan/ station wagons, 1800-2000 cc, ckdinternal combust recipro	403 230	2 474 393	3 637 319	26 438 737
8703235290	Oth mtor car excl van,no sedan,ckd,1800-2000cc,intern combust r	529 840	8 065 372	5 474 948	80 827 659
8703235390	Oth mtor car excl van,no sedan,ckd,2000-2500cc,intern combust r	0	228 388	0	1 587 634
8703235410	Sedan/ station wagons,2500-3000 cc,ckd,internal combust recipro	0	11 933	0	319 229
8703235490	Oth mtor car excl van,no sedan,ckd,2500-3000cc,intern combust r	15 026	137 235	357 120	2 145 461
8703236110	Sedan/ station wagon,1500-1800cc,not ckd,internal combust recip	165 403	3 276 214	2 050 773	41 254 192
8703236191	Oth motor car excl van,1500-1800cc,notckd,2 WD,intern combust	114 036	1 376 317	1 609 589	17 745 843
8703236192	Oth motor car excl van,1500-1800cc,notckd,4 WD,intern combust	0	25 269	0	480 470
8703236210	Sedan/ station wagon,1800-2000cc,not ckd, internal combust recip	297 280	1 187 926	4 147 904	16 911 213
8703236291	Oth motor car excl van,1800-2000cc,notckd,2 WD,intern combust	388 629	3 312 994	4 898 814	38 208 525
8703236292	Oth motor car excl van,1500-1800cc,notckd,4 WD,intern combust	38 074	954 726	584 017	7 943 378
8703236310	Sedan/ station wagon,2000-2500cc,not ckd,internal combust recip	213 350	3 743 874	3 387 339	54 669 766
8703236391	Oth motor car excl van,2000-2500cc,notckd,2 WD,intern combust	1 285 086	16 245 218	12 736 791	183 310 996
8703236392	Oth motor car excl van,2000-2500cc,notckd,4 WD,intern combust	3 732	106 953	33 100	888 500
8703236410	Sedan/ station wagon,2500-3000cc,not ckd,internal combust recip	84 647	868 641	1 675 461	18 099 861
8703236491	Oth motor car excl van,2500-3000cc,notckd,2 WD,intern combust	31 362	2 248 431	597 781	30 562 222
8703236492	Oth motor car excl van,2500-3000cc,notckd,4 WD,intern combust	162 310	1 202 740	2 746 370	22 809 667
8703237300	Other vehicle,2000-2500 cc,ckd,internalcombust recipro piston en	0	11	0	461
8703239210	Oth vehicle,1800-2000cc,not ckd,2 WD,internal combust recipro p	44 160	147 630	557 280	1 948 620
8703239290	Oth vehicle,1800-2000cc,not ckd,4 WD,internal combust recipro p	2 000	6 700	25 725	77 175
8703239310	Oth vehicle,2000-2500cc,not ckd,2 WD,internal combust recipro p	0	1 590	0	113 172
8703239410	Oth vehicle,2500-3000cc,not ckd,2 WD,internal combust recipro p	0	2 994	0	160 380
8703239490	Oth vehicle,2500-3000cc,not ckd,4 WD,internal combust recipro p	2 380	213 654	59 674	4 621 838
8703244110	Sedan/ station wagon,>3000 cc,4 WD,ckd,internal combust recipro	0	970	0	13 600
8703245110	Sedan/ station wagon,>3000 cc,4 WD,notckd,internal combust reci	0	152 182	0	6 744 297
8703245190	Oth motor car,no sedan,>3000cc,not ckd,4 WD,internal combust r	110 057	2 069 605	2 302 584	32 701 866
8703245910	Sedan/ station wagon,>3000 cc,not 4 WD,not ckd,intern combust r	16 932	606 979	450 904	21 596 562
8703245990	Oth mtor car,no sedan,> 3000cc,not ckd,not 4 WD,intern combust	2 662	153 315	30 857	5 338 504
8703311990	Oth motor cars,no sedan,<= 1500 cc,ckd,not 4 WD, diesel	0	16 875	0	97 869
8703312000	Other motor cars excl van, <= 1500 cc,not ckd,diesel	0	212 132	0	1 744 361
8703314000	Ambulances,<=1500 cc,diesel/ semi-diesel	3	3	93	93
8703319100	Other vehicles,<=1500 cc,not ckd,diesel,4 WD	0	1 294	0	11 194
8703324290	Oth motor car,no sedan,1500-2000cc,ckd,4 WD, diesel	0	52 279	0	651 244
8703324310	Sedan/ station wagon, 1500-2000 cc, ckd,not 4 WD, diesel	0	145 608	0	1 636 879
8703324490	Oth motor car,no sedan,2000-2500cc,ckd,4 WD, diesel	0	424	0	2 147
8703324990	Oth motor cars,no sedan, 2000-2500 cc,not ckd,diesel	217 245	2 670 524	1 944 185	22 951 140
8703325200	Motor car excl van,1500-2000cc,not ckd,4 WD,diesel	16 848	93 977	153 531	860 825
8703325300	Motor car excl van,1500-2000cc,not ckd,not 4 WD,diesel	0	1 577 264	0	14 377 992
8703325400	Motor cars excl van, 1500-2500 cc,notckd,4 WD,diesel	265 250	2 783 625	2 459 160	26 384 925

I.3. IM POR M ENURUT KOM ODITI / IM PORT BY HS COM M ODITY
 *** OKTOBER / OKTOBER 2014 ***

HS	Uraian Komoditi Commodity Description	Berat Bersih / Net Weight (Kg)		Nilai / Value C.I.F (US\$)	
		Bulan ini Current Month	Kumulatif Cum.Jan. to date	Bulan ini Current Month	Kumulatif Cum.Jan. to date
8703325900	Motor car excl van,1500-2500cc,not ckd,not 4 WD,diesel	1 677 823	19 755 033	15 526 619	193 583 704
8703329200	Oth vehicle,1500-2000 cc,not ckd,diesel,4 WD	0	47 057	0	415 380
8703329300	Oth vehicle,1500-2000 cc,not ckd,diesel,oth than 4 WD	5 642	20 108	76 712	320 810
8703329400	Oth vehicle,1500-2500 cc,not ckd,diesel,4 WD	0	27 516	0	257 370
8703329900	Oth vehicle,1500-2500 cc,not ckd,diesel,oth than 4 WD	9 899	928 525	102 094	9 524 668
8703334390	Other motor cars excl van,2500-3000 cc,ckd, no sedan, 4 WD, dies	0	3 638	0	36 000
8703334990	Other motor cars excl van,> 3000cc,ckd,no sedan, oth than 4 WD,	0	131 130	0	2 880 000
8703335300	Other motor cars, 2500-3000 cc, not ckd, 4WD, diesel	4 364	381 069	31 600	3 078 598
8703335400	Other motor cars, 2500-3000 cc, not ckd, oth than 4 WD,diesel	0	20 905	0	444 300
8703335500	Other motor cars, > 3000 cc, not ckd,4 WD, diesel	42 654	946 348	502 709	11 345 419
8703339900	Other vehicles, > 2500 cc, not ckd,oththan 4 WD, diesel	0	5 140	0	60 300
8703901300	Oth electrically-powered vehicles,fortransport of persons, CKD	0	2 756	0	24 150
8703901900	Oth electrically-powered vehicles,fortransport of persons, not CKD	0	1 168	0	10 231
8703907000	Motor cars excl vans, not elect-powered,for transport of persons,	0	1 449	0	110 092
8703909000	Oth vehicles not electrically-powered,for transport of persons, not	0	16 719	0	773 647
8704101300	Damper,designed for-off highway,CKD,g.v.w. <= 5 t	7 940	28 847	19 850	86 094
8704101400	Damper,designed for-off highway,CKD,g.v.w. < 5 t but >= 10 t	0	1 231	0	18 400
8704101500	Damper,designed for-off highway,CKD,g.v.w. < 10 t but >= 20 t	0	43 998	0	146 186
8704101700	Damper,designed for-off highway,CKD,g.v.w. < 24 t but >= 45 t	0	277 500	0	2 820 288
8704101800	Damper,designed for-off highway,CKD,g.v.w. > 45 t	382	1 561 452	1 609	19 779 851
8704102300	Damper,designed for-off highway,not CKD, g.v.w. <= 5 t	7 453	37 161	101 338	228 173
8704102400	Damper,designed for-off highway,not CKD, g.v.w. < 5 t but >= 10 t	0	10 880	0	276 044
8704102600	Damper,designed for-off highway,not CKD, g.v.w. < 20 t but >= 24	0	308 604	0	783 865
8704102700	Damper,designed for-off highway,not CKD, g.v.w. < 24 t but >= 45	0	578 629	0	5 421 750
8704102800	Damper,designed for-off highway,not CKD, g.v.w. > 45 t	1 232 856	15 536 999	15 146 377	194 467 197
8704211900	Oth motor vehicles,for transport goods, g.v.w. <= 5 t,ckd, diesel	1 650	15 284	11 643	54 850
8704212900	Oth motor vehicles,for transport goods,g.v.w. <= 5 t, not ckd, dies	2 955 011	28 966 686	21 394 478	219 092 182
8704221900	Oth motor vehicles,for transport goods,g.v.w. <5 t but >= 6 t, ckd,	0	1 327 851	0	34 492 500
8704222300	Tanker vehicles;bulk cement truck,g.v.w. 5-6 t, not ckd, diesel	0	15 097	0	20 811
8704222900	Oth motor vehicles,for transport goods,g.v.w. 5-6 t, not ckd, diesel	0	6 970	0	58 666
8704223900	Oth motor vehicles,for transport goods, g.v.w. 6-20 t,ckd, diesel	148 875	498 778	1 094 771	3 768 862
8704224300	Tanker vehicles;bulk cement truck,g.v.w. 6-20 t, not ckd, diesel	0	11 484	0	34 572
8704225100	Oth motor vehicles,for transport goods,g.v.w. 6-10 t, not ckd, dies	0	9 315	0	30 393
8704225900	Other vehicles for the transport ofgoods,10-20 t, not ckd, diesel	40 000	237 095	176 520	1 962 255
8704231900	Other lorries (trucks), 20-24 t,ckd, diesel	0	115 670	0	228 588
8704232900	Other lorries (trucks), 20-24 t,not ckd, diesel	1 187	12 917	17 300	69 733
8704235900	Other lorries (trucks), 25-45 t,ckd, diesel	194	506 977	895	4 659 644
8704236100	Refrigerated lorries (trucks), 25-45 t,not ckd, diesel	10 313	117 386	4 000	52 857
8704236300	Tanker vehicles; bulk-cement lorries,25-45 t, not ckd, diesel	0	36 791	0	431 054
8704236500	Hooklift lorries (trucks), 25-45 t,not ckd, diesel	0	29 322	0	23 608
8704236600	Dumpers, 24-45 t, not ckd,diesel	0	1 045 665	0	3 993 937
8704236900	Other lorries (trucks), 25-45 t,not ckd, diesel	778 678	12 790 654	2 868 509	82 032 017
8704238600	Dumpers, g.v.w.> 45 t, not ckd, diesel	21	101	1 747	9 217
8704238900	Other lorries (trucks), > 45 t, not ckd, diesel	72 086	1 617 597	949 593	16 474 590
8704312900	Other lorries (trucks), <= 5 t, not ckd,internal combustion piston en	298 690	4 632 032	1 883 843	28 502 925
8704328100	Refrigerated lorries (trucks), 24-45 t,not ckd,internal combust pist	0	9 836	0	9 300
8704328900	Other lorries (trucks), g,v,w, 24-45 t,not ckd,internal combust pist	426	10 426	11 181	15 181
8704329800	Dumpers, g,v,w, > 45 t, not ckd,internal combustion piston engine	4	66	57	1 146
8704909900	Motor vehicles for the transportof goods,>45 t, not ckd	0	7	0	276
8705100000	Crane lorries	1 179 476	7 020 767	3 548 808	31 054 527
8705200000	Mobile drilling derricks	0	338 880	0	1 550 796
8705300000	Fire fighting vehicles	395 649	644 533	8 584 121	12 810 757
8705400000	Concrete-mixer lorries	431 691	3 159 580	930 262	9 138 051
8705905000	Street clean vhcl, cesspool emptiermobile clinic;spray lorries of all	1 568	114 232	37 183	2 343 959
8705909000	Other special purpose motor vehicles	417 275	3 813 221	2 480 196	27 712 514
8706001100	Chasis fitted with engines of agriculturtractors	0	3 500	0	13 725
8706001910	Chasis fitted with engines of pedestriancontrolled tractors, not agr	0	2 106	0	56 766
8706001930	Oth chasis fitted with engines for othertractors	105	210	955	1 458
8706002910	Chasis fitted with engines for vehicles< 10 person, for cars <=24 t	0	24 296	0	151 842
8706002920	Chasis fitted with engines for vehicles< 10 person, for cars > 24	49 022	96 698	3 220 000	3 728 782
8706003900	Oth chasis fitted with engines for vhclsof designed for transport of	0	418	0	22 604
8706004020	Chasis fitted with engines for vehiclestransport of goods, g,v,w > 2	0	120 734	0	1 818 496
8706005000	Chasis fitted with engines for specialpurposes motor vehicles	0	2 680	0	10 050
8707101000	Bodies for the vehicles transport ofpersons; go-karts;golf cars;golf	0	22	0	2 094

I.3. IM POR M ENURUT KOM ODITI / IM PORT BY HS COM M ODITY

*** OKTOBER / OKTOBER 2014 ***

H S	Uraian Komoditi Commodity Description	Berat Bersih / Net Weight (Kg)		Nilai / Value C.I.F (US\$)	
		Bulan ini Current Month	Kumulatif Cum..Jan. to date	Bulan ini Current Month	Kumulatif Cum..Jan. to date
8707109000	Other bodies for the vehiclestransport of persons	90 050	663 757	615 148	5 653 949
8707901010	Bodies for road tractors semi-trailersor track-laying tractors	129	10 612	3 357	132 247
8707901020	Bodies for other tractor	16	3 719	309	46 385
8707902920	Bodies for vehicles transport;< 10 persons, for cars >24 t	0	2 500	0	16 461
8707903000	Bodies for special purpose motorvehicles	0	741	0	1 295
8707909010	Bodies for dumpers off highway use,not ckd, g.v,w > 45 t	0	135 636	0	199 199
8707909020	Other Bodies for the vehiclesof g.v.w .<= 24 t	4 870	93 856	2 995	742 928
8707909030	Other Bodies for the vehiclesof g.v.w .> 24 t	4 130	89 048	45 467	766 612
8708101000	Bumper and partsfor tractors	2 606	24 341	37 979	265 604
8708109000	Bumper and partsfor other tractors	324 056	2 822 819	2 956 061	29 880 710
8708210000	Safety seat belt for parts andaccessories	164 421	1 654 369	1 566 183	17 180 948
8708291100	Component of door trim assembly fortractors	4 073	16 722	65 398	230 807
8708291200	Component of door trimassembly fortransport of persons	233 572	2 528 635	2 901 137	30 892 711
8708291400	Component of door trim assembly fortransp>= 10 persons or tansp	54 550	594 387	265 693	2 409 228
8708291900	Component of door trim assembly forspecial purpose motor vehic	190 141	2 675 263	1 495 299	24 634 908
8708292000	Parts of safety seat belts	294 357	2 776 719	2 759 235	25 913 982
8708299200	Oth parts, access for vehicles oftractors	3 232	14 266	37 549	203 123
8708299300	Interior trim fitting; mudguards fortransport of persons	654 708	7 326 203	6 276 119	68 897 840
8708299400	Hood rods for vehiclestransport of persons	595	4 261	8 698	68 457
8708299500	Oth parts and accessoriesfor transport of person	1 781 158	10 378 824	12 332 463	90 653 165
8708299600	Interior trim fitting; mudguards fortransp>= 10 persons or tanspor	26 181	253 906	282 876	3 281 567
8708299700	Hood rods for transport>= 10 persons or transport of goods	1	390	7	4 337
8708299800	Oth parts, access for transport>= 10 persons or transport of goods	10 824	75 730	120 199	1 272 148
8708299900	Other parts and access, Of motorvehicles of heading 8701-8705	729 108	6 788 881	6 487 996	72 048 255
8708301000	Brakes,servo-brakes; parts thereof fortractors	44 024	322 285	606 508	4 654 114
8708302100	Brake drums, brake disc or brake pipes for transport of persons	298 985	980 435	1 168 600	8 484 882
8708302900	Oth brake drums, brake disc or brakepipes for transport of person:	700 760	6 701 105	9 054 291	86 580 816
8708303000	Brake drums, brake disc or brake pipesof >= 10 persons/ transport	39 247	567 010	442 492	6 686 276
8708309000	Oth brakes,servo-brakes; parts thereoffor transport of persons	266 326	4 450 559	3 436 729	35 491 975
8708401100	Gear boxes, unassembled fortransport of persons	29 152	880 296	160 158	8 931 008
8708401300	Gear boxes, unassembled for special purpose vehicles or transport	541	71 047	8 871	660 641
8708401400	Gear boxes, unassembled for vehicletractors	0	4 752	0	68 608
8708401900	Gear boxes, unassembled fortransport vehicles , >= 10 person	65 387	2 356 288	1 768 695	23 200 870
8708402500	Gear boxes, assembled fortractors	3 242	8 466	13 506	148 830
8708402600	Gear boxes, assembled fortransport of persons	1 359 227	11 548 249	25 430 910	233 695 170
8708402710	Gear boxes, assembled; dumpers not ckd>= 1.2 t for goods/ special	12 039	60 422	209 286	880 428
8708402790	Gear boxes, assembled; dumpers not ckd< 1.2 t for goods/ special	6 466	216 040	129 433	5 702 414
8708402900	Gear boxes, assembled fortransport vehicles , >= 10 person	83 976	2 012 740	619 021	18 092 763
8708409100	Parts of gear boxes and parts thereoftractors	760	10 830	18 776	169 665
8708409200	Parts of gear boxes and parts thereoftransport of persons	768 437	6 238 933	10 720 511	91 748 839
8708409900	Oth parts of gear boxes for vehiclesof heang 8701-8705	200 431	1 805 761	3 858 938	52 852 670
8708501100	Drive-axles with differential, unassemblfor transport of persons	680 395	8 158 490	4 307 748	45 228 361
8708501300	Drive-axles with differential, unassemblfor for goods/ special purp	72 084	666 315	282 927	2 716 087
8708501500	Drive-axles with differential, unassembltractors	8 033	81 810	106 884	945 477
8708501900	Drive-axles with differential, unassemblfor transport ,>=10 person	61 256	891 091	522 275	5 168 132
8708502500	Drive-axles with differential, assambledfor tractors	54 689	486 231	717 406	6 609 806
8708502600	Drive-axles with differential, assambledfor transport of persons	1 302 876	14 442 631	13 069 365	143 227 915
8708502710	Drive-axles for damper,not ckd dmtr >=120 mm for goods/ special	34 911	52 768	448 336	619 660
8708502790	Drive-axles for damper,not ckd dmtr <120 mmfor goods/ special pt	11 865	201 949	288 390	4 329 566
8708502900	Drive-axles with differential, assambledfor transport of persons	368 476	3 454 472	1 512 301	15 618 465
8708509100	Parts crown wheels&pinion of drive axleswith diff. for tractors	7 560	96 849	18 996	505 615
8708509200	Oth parts crown wheels&pinion of driveaxl with diff for tractors	6 929	24 760	86 063	512 001
8708509300	Parts of drive-axles with differential,for transport of person	174 404	1 361 876	1 200 258	11 319 449
8708509900	Oth parts of drive-axles withdifferential, for vehicles 8701-8705	302 953	2 578 608	1 939 312	18 323 394
8708701500	Road wheels of hub-caps for tractors	11 170	34 937	54 803	198 426
8708701600	Road wheels of hub-caps for transportof person	65 762	297 595	704 855	2 775 100
8708701700	Road wheels of hub-caps for vehicles>= 10 persons or transport of	440	100 149	7 818	97 727
8708701900	Road wheels of hub-caps forspecial purpose motor vehicles	2 174	508 819	54 640	1 921 825
8708702100	Road wheels of wheels fitted with tyresfor tractors	2 000	2 000	3 060	3 060
8708702200	Road wheels of wheels fitted with tyresfor transport of person	310	38 468	5 475	667 699
8708702900	Road wheels of wheels fitted with tyresfor transp person;goods;sp	1	1 304	33	12 110
8708703100	Road wheels of wheels not fitted withtyres for tractors	0	1 034	0	2 107
8708703200	Road wheels of wheels not fitted withtyres for transport of person	236 557	2 567 792	1 056 710	11 733 876
8708703910	Road wheels of wheels not fitted withtyres of damper,not ckd dml	0	25 793	0	92 144

I.3. IM POR M ENURUT KOM ODITI / IM PORT BY HS COM M ODITY

*** OKTOBER / OKTOBER 2014 ***

H S	Uraian Komoditi Commodity Description	Berat Bersih / Net Weight (Kg)		Nilai / Value C.I.F (US\$)	
		Bulan ini Current Month	Kumulatif Cum.Jan. to date	Bulan ini Current Month	Kumulatif Cum.Jan. to date
8708703990	Road wheels of wheels not fitted with tyres of damper, not ckd dmt	777 286	11 703 038	248 450	5 507 081
8708709500	Other road wheel and parts for tractors	2 353	24 172	33 113	334 052
8708709600	Other road wheel and parts for vehicles >= 10 persons or transport	25 661	670 310	62 772	1 302 445
8708709700	Other road wheel and parts for vehicle transport of person	88 023	1 052 114	677 385	6 803 945
8708709900	Other road wheel and parts for special purpose motor vehicles	95 579	1 257 889	146 482	4 308 731
8708801500	Suspension systems for tractors	1 252	30 201	26 442	291 226
8708801600	Suspension systems for transport of person	382 493	1 849 118	2 432 592	15 503 426
8708801700	Suspension systems for damper off highway use or special purpose r	24 853	165 280	107 534	565 461
8708801900	Suspension systems for transport , >= 10 person	10 676	1 214 942	114 414	5 820 682
8708809100	Parts suspension systems for tractors	10 956	14 740	21 193	106 756
8708809200	Parts suspension systems for transport of persons	387 356	2 965 223	3 173 579	26 866 720
8708809900	Parts suspension systems for transport of person or special purpos	169 493	1 998 726	1 662 933	18 195 079
8708911500	Radiators for tractors	106	15 618	3 785	231 695
8708911600	Radiators for transport of person	59 765	394 809	345 136	3 606 929
8708911700	Radiators for vehicles >= 10 persons or transport of goods	21 309	180 183	328 861	2 436 265
8708911900	Radiators for special pupose vehicles	98 798	896 216	1 052 201	9 918 128
8708919100	Parts of radiators for tractors	4 211	31 011	64 349	439 772
8708919200	Parts of radiators for transport of person	31 055	360 083	328 713	4 889 949
8708919900	Parts of radiators for vehicles of person; goods; special purpose	137 867	1 380 554	1 813 576	20 505 689
8708921000	Slencers (mufflers), exhaust pipe; parts for vehicles tractors	253	5 365	3 468	179 904
8708922000	Slencers (mufflers), exhaust pipe; parts for transport of persons	128 502	1 670 980	1 482 116	18 741 067
8708924000	Slencers (mufflers), exhaust pipe; parts for vhcls >= 10 persons/ tans	28 809	255 765	318 512	2 790 612
8708929000	Slencers (mufflers), exhaust pipe; parts for special purpose motor v	198 641	1 251 532	2 315 430	14 291 269
8708935000	Clutches and parts thereof for vehicle tractors	8 710	38 977	73 177	445 122
8708936000	Clutches and parts thereof for vehicle transport of persons	638 684	4 783 185	4 827 894	51 485 919
8708937000	Clutches and parts thereof for vehicle transport of goods/ special p	25 943	228 252	323 004	3 053 285
8708939000	Clutches and parts thereof for vehicles transport , >= 10 person	188 341	2 556 650	1 468 860	16 195 332
8708941000	Steering wheels with airbag assemblies	5 791	67 397	53 005	595 607
8708949400	Oth steering wheels with airbag assemblies for tractors	618	11 421	25 488	348 752
8708949500	Oth steering wheels with airbag assemblies for transport of person	1 676 196	15 426 410	15 884 996	153 910 573
8708949900	Oth steering wheels with airbag assemblio of vhcls persons; goods; sp	547 411	5 475 026	5 418 276	51 827 944
8708951000	Safety airbags with inflater system for vehicles	180 995	1 854 535	2 487 991	24 523 678
8708959000	Parts safety airbags with inflater system	131 762	1 001 862	3 020 102	25 112 387
8708991000	Other parts & acces. for other vehicles of tractors	183 753	1 341 006	2 434 225	21 012 786
8708992100	Fuel tanks for vehicles transport persons or goods	277 909	3 027 300	3 057 575	35 952 328
8708992300	Parts of fuel tanks for vehicle transport of persons or goods	115 463	985 579	788 135	8 512 433
8708993000	Accelerator, brake or clutch padals for vehicles transport of persons	71 685	613 660	944 706	8 216 531
8708994000	Battery carriers or trays & brackets for vehicles transport of person	790	49 952	26 009	894 253
8708995000	Radiator shrouds for vehicle transport of persons or goods	122	3 476	2 356	43 469
8708996100	Chasis frames for vehicles for transport , >= 10 person	164	54 573	6 392	593 806
8708996200	Chasis frames for vehicle transport of persons	1 054 372	8 182 395	5 050 441	53 532 565
8708996310	Chasis frames for vehicles <= 24 t transport of goods	37 554	1 235 395	149 929	3 328 110
8708996320	Chasis frames for vehicles > 24 t transport of goods	27	400	801	8 888
8708997000	Other chasis frames or parts	2 919 502	26 974 311	42 961 311	350 678 682
8708999000	Other parts, acces for other vehicles of heading 8701 - 8705	3 527 921	31 623 294	27 679 858	242 428 067
8709110000	Electrical vehicles, works trucks, self-propelled, not fiited with liftin	42 471	220 967	207 587	1 646 085
8709190000	Non electrical vehicles, works trucks self-propelled, not fiited with li	84 319	1 764 213	914 152	18 177 726
8709900000	Parts of work trucks, self-propelled, not fitted with lift/ handl equip,	1 168	64 030	14 514	274 625
8710000000	Tanks, other armoured fighting vehicles, motorised, with weapons	38 665	2 990 871	8 600 713	91 090 219
8711101200	Moped and motorised bicycles, recipoint combust piston engine <	0	61 817	0	189 445
8711101300	Other motorcycle and scooters, recipoint combust piston engine .	99	22 135	1 896	82 498
8711101900	Other motorcycles, reciprocating inter. combust. piston engine < 5l	0	844	0	671
8711109200	Moped and motorised bicycles, recipro int combust piston engine <	0	12 112	0	50 481
8711109300	Other motorcycle and scooters, reciproin combust piston engine <	302	14 210	423	29 031
8711109900	Other motorcycles, reciprocating inter. combust. piston engine < 5l	14 960	17 955	57 262	248 354
8711201010	Motocross motorcycles, with recipoint combust pist engine, 50-2l	250	411	1 541	2 551
8711201090	Motocross motorcycles, with recipro int combust pist engine, 50-2l	4 292	123 086	75 648	1 710 115
8711202000	Moped and motorised bicycles with recipint combust piston engine, l	3 240	126 180	38 400	1 429 101
8711203100	Motorcycles of cylinder capacity 150-200 cc, ckd	206 276	770 389	231 356	956 529
8711203200	Motorcycles of cylinder capacity 200-250 cc, ckd	1 127	14 851	1 498	220 393
8711203900	Motorcycles of cylinder capacity > 250 cc, ckd	12 410	21 451	135 860	246 727
8711204500	Motorcycles of cylinder capacity <= 200 cc, not ckd	105 087	565 502	258 663	1 422 502
8711204900	Motorcycles of cylinder capacity > 200 cc, not ckd	0	5 836	0	12 246
8711205100	Motorcycles (not side-cars) incl. Scooters of cylinder capacity 150-2l	252 802	980 252	2 688 042	9 133 698

I.3. IM POR M ENURUT KOM ODITI / IM PORT BY HS COM M ODITY
***** OKTOBER / OKTOBER 2014 *****

H S	Uraian Komoditi Commodity Description	Berat Bersih / Net Weight (Kg)		Nilai / Value C.I.F (US\$)	
		Bulan ini Current Month	Kumulatif Cum.Jan. to date	Bulan ini Current Month	Kumulatif Cum.Jan. to date
8711205200	Motorcycles (not side-cars)incl.Scootersof cylinder capacity 200-250	125 591	4 939 907	2 323 572	74 860 741
8711205900	Motorcycles (not side-cars)incl.Scootersof cylinder capacity > 250	110 551	1 664 605	1 372 073	23 968 152
8711209000	Other motorcycles (not side-cars)include Scooters	9 269	219 810	9 994	610 325
8711301010	Motocross motorcycles with recipro intcombustion piston engine	0	18 642	0	113 377
8711301090	Motocross motorcycles with recipro intcombust piston engine 250	1 268	29 201	10 660	245 389
8711309000	Oth motocross motorcycles with recipoint combustion piston eng	542	22 044	15 450	521 858
8711401090	Motocross motorcycles, with recipro intcombust pist engine, 500-80	0	2 038	0	44 528
8711402000	Other motorcycles, with recipro intcombust piston engine, 500-80	0	629	0	22 299
8711409000	Other motorcycles, with recipro intcombust piston engine,500-800	17 400	163 442	390 213	3 923 305
8711502000	Other motorcycles, recipro int combustpiston engine, > 800 cc, ckd	3 348	151 486	52 083	3 947 478
8711509000	Other motorcycles, recipro int combustpiston engine, > 800 cc, no	3 436	89 321	140 762	2 742 975
8711905100	Electrical powered motorcycles, ckd	125 438	844 800	155 786	957 083
8711909100	Electrical powered motorcycles, not ckd	9 366	47 141	9 984	83 729
8711909900	Other electrical powered motorcycles not ckd	200	15 494	230 183	1 387 396
8712001000	Racing bicycles	312 715	2 147 160	238 586	1 715 502
8712002000	Bicycles designed to be riddenby children	2 096 165	16 466 216	1 571 914	12 079 955
8712003000	Other bicycles	2 581 490	14 988 868	1 854 611	11 806 363
8712009000	Other cycles	0	402 567	0	2 724 272
8713100000	Carriages for disabled persons,not mechanically propelled	51 945	441 897	197 821	1 328 000
8713900000	Carriages for disabled persons,mechanically propelled	61 021	1 035 933	203 967	2 999 345
8714101000	Saddles of motorcycles (incl. mopeds)	13 669	78 462	16 006	105 019
8714102000	Spokes/nipples of motorcycles(including mopeds)	100 651	550 464	152 578	808 758
8714109010	Frame and forks(incl. Telescopic fork,rear suspension and parts thr	396 111	3 525 544	1 365 586	18 639 994
8714109020	Gearing,gearbox,clutch and othertransmission equip. and part the	250 988	3 289 192	2 204 400	24 100 218
8714109030	Wheel rims	1 988 404	18 141 964	9 744 595	93 802 785
8714109040	Brakes and parts thereof	360 537	2 125 159	620 736	5 853 113
8714109050	Slencers (mufflers) and parts thereoffor vehicles of heading 8711-	36 271	350 465	215 404	2 347 841
8714109090	Oth parts and accessories of vehiclesof heading 8711- 8713	7 546 663	67 758 098	20 464 385	192 396 677
8714201100	Castors of a dmm (incl. tyres) 75-100 mmthat the wheel width > 30	0	10	0	480
8714201900	Castors of a dmm (incl. tyres) > 250 mmthat the wheel width > 30	135	9 317	1 016	113 189
8714209000	Other parts of carriages fordisabled persons	144 346	209 126	51 892	209 151
8714911000	Frame and forks for bicycles designetto be ridden by children	546 351	4 615 534	576 535	4 520 437
8714919100	Parts for forks	51 183	250 268	48 311	194 755
8714919900	Other parts for forks	176 403	1 321 319	951 423	8 259 043
8714921000	Wheel rims and spokes for bicyclesdesignet to be ridden by childre	75 980	1 063 926	87 875	1 151 482
8714929000	Other wheel rims and spokes	211 767	1 659 551	310 461	2 581 330
8714931000	Hubs,(exlc coaster brake hub, hub brakefree/sprocket-wheel),bicy	58 811	571 287	67 631	685 610
8714939000	Oth hubs, (exlc coaster braking hub,hub brake, free/sprocket-whe	135 166	2 343 008	442 051	6 182 390
8714941000	Brakes,(incl coast brake hub,hub brake)for bicycles to be ridden by	86 550	747 495	176 538	1 530 862
8714949000	Oth brakes, (incl coaster braking hubs,hub brakes)	237 698	2 262 829	1 017 368	7 934 942
8714951000	Saddles for bicycles designetto be ridden by children	73 097	710 369	88 031	810 147
8714959000	Other saddles	191 442	1 631 354	298 282	2 136 342
8714961000	Pedals and crank-gear,& parts thrf forbicycles to be ridden by chilc	56 115	1 002 536	43 352	1 137 570
8714969000	Other pedals and crank-gear,and parts thereof	465 866	3 915 056	1 014 646	8 568 664
8714991100	Handle,bars,pillars or parts & access.of bicycle to be ridden by chil	394 341	4 389 323	475 958	4 693 260
8714991200	Chain wheels and cranks for bicyclesdesignet to be ridden by child	172 350	1 043 757	126 478	988 147
8714999100	Oth handle,bars,pillars or parts andaccessories	2 978 121	27 404 700	2 573 668	28 781 588
8714999200	Other chain wheels and cranks	371 104	3 025 762	1 547 784	10 192 664
8715000000	Baby carriages and parts thereof	299 088	2 847 858	881 405	8 017 831
8716200000	Self-loading/self-unloading trailers & semi-trailers for agricultural p	1 922	16 609	15 558	36 810
8716310000	Tanker trailers,tanker semi-trailersfor the transport of goods	31 902	766 193	505 704	2 702 085
8716394000	Agricultural trailers and semi-trailers	0	1 000	0	2 085
8716399100	Oth agricul. trailers and semi-trailerscarrying capacity > 200 t	0	218 952	0	830 019
8716399900	Oth agricul. trailers and semi-trailerscarrying capacity < 200 t	348 198	1 012 676	5 058 430	5 774 020
8716400000	Other trailers and semi-trailers	199 444	935 154	1 157 610	6 167 515
8716801000	Cart,wagon,sack truck,hand trolleys & similar hand-propelled vhdcl	33 873	571 227	89 731	2 170 648
8716802000	Wheelbarrows	250 980	2 440 830	157 292	1 171 916
8716809000	Oth vehicles not mechanically propelled	70 036	579 239	454 910	2 840 718
8716901300	Parts for trailer and semi-trailers forgoods of agricultural puposes	278 013	3 801 315	404 886	5 226 390
8716901900	Other parts for trailer andsemi-trailer	184 174	4 484 783	181 701	11 991 933
8716909200	Castors of a dmm (incl. tyres) 100-250mmthat the wheel width > 3	49 840	594 866	164 233	1 847 318
8716909300	Other parts for other vehicles	39 498	1 403 125	307 257	4 621 420
8716909400	Spokes and nipples	8 979	9 146	8 847	11 565
8716909500	Castors for goods of sbhd 8716.80.90 dmmincl tyres 100-250mm v	1 815	77 939	32 212	1 038 689

I.3. IM POR M ENURUT KOM ODITI / IM PORT BY HS COM M ODITY
***** OKTOBER / OKTOBER 2014 *****

H S	Uraian Komoditi Commodity Description	Berat Bersih / Net Weight (Kg)		Nilai / Value C.I.F (US\$)	
		Bulan ini Current Month	Kumulatif Cum.Jan. to date	Bulan ini Current Month	Kumulatif Cum.Jan. to date
8716909600	Other castor	7 225	78 482	13 183	171 083
8716909900	Oth trailer and semi-trailers,oth vhclsnot mechanically propelled	476 858	5 551 657	1 196 008	15 089 151
8801000000	Balloon,dirigibles,glider, hang glidersand other non-powered aircr	0	82	0	250
8802100000	Helicopters of an unladenweight <= 2,000 kg	0	15 628	0	8 005 746
8802120000	Helicopters of an unladenweight > 2,000 kg	0	23 182	0	16 634 645
8802201000	Aeroplane of an unladenweight <= 2,000 kg	7 786	42 833	1 603 378	10 313 942
8802209000	Aeroplane of an unladenweight > 2,000 kg	0	13 911	0	29 603 352
8802301000	Aeroplane of an unladenweight >2,000 kg and <= 15,000 kg	2 047	53 883	2 275 295	86 766 186
8802401000	Aeroplanes of an unladenweight > 15,000 kg	0	121 947	0	28 900 902
8802409000	Other aircraft of an unladenweight > 15,000 kg	0	12 025	0	16 080 000
8803100000	Propellers, rotors, parts thereofheading 8801 or 8802	28 810	135 373	712 737	1 621 659
8803200000	Under-carriages, parts thereofheading 8801 or 8802	2 842	15 580	109 471	1 814 785
8803300000	Other parts of aeroplanes/helicoptersheading 8801 or 8802	28 120	517 073	15 226 358	234 315 504
8803901000	Parts of telecommunication satellites	0	7	0	3 715
8803909000	Other parts of goods of ballon,dirigibles and other aircraft	53 312	210 239	10 095 842	51 532 405
8804001000	Parachutes (incl dirigible parachutes,paragliders)& rotochutes,part	0	251	0	48 208
8804009000	Oth parachutes (incl dirigible parachut,paragliders)& rotochutes,pa	365	3 675	21 836	2 136 827
8805100000	Aircraft launching gear, part thereof,deck arrestor/ similar gear,par	0	63 446	0	5 561 063
8805210000	Air combat simulators and parts thereof	0	1 781	0	3 962 237
8805291000	Ground flying trainers	0	36 090	0	8 141 227
8805299000	Parts of ground flying trainers	7 962	72 718	2 856 363	7 687 949
8901101000	Cruise ships,excursion boats,ferry-boatsall kinds of gross tonnage	0	9 496	0	74 855
8901102000	Cruise ships,excursion boats,ferry-boatsof gross tonnage>26 but<=	0	48 000	0	19 800
8901106000	Cruise ships,excursion boats,ferry-boats of gross tonnage>500 but	0	1 504 000	0	4 509 425
8901205000	Tankers of gross tonnage <= 5000 ton	896 000	26 047 000	2 188 656	32 838 952
8901207000	Tankers of gross tonnage> 5000 ton but <= 50000 ton	1 510 000	65 070 000	18 395 000	119 202 172
8901208000	Tankers of gross tonnage > 50000 ton	0	61 111 000	0	50 998 588
8901901100	Other vessels,for transp. not motorisedof gross tonnage <= 26 ton	10 700	10 722	48 302	53 391
8901901400	Other vessels,for transp. not motorisedof gross tonnage > 500 ton	2 418 000	58 430 877	3 250 000	85 400 887
8901903100	Other vessels,for transp. motorisedof gross tonnage <= 26 ton	0	678 564	0	176 592
8901903200	Other vessels for transport, motorisedof gross tonnage > 26 but <=	1 009 000	6 244 920	1 555 633	21 444 936
8901903300	Other vessels,for transp. motorisedof gross tonnage > 500 but <=	971 000	5 736 000	741 120	31 217 354
8901903400	Other vessels,for transp. motorisedof gross tonnage >1000 but <=	468 000	58 693 134	15 000 000	136 047 417
8901903500	Other vessels,for transp. motorisedof gross tonnage >4000 but <=	0	8 739 000	0	8 293 651
8901903600	Other vessels,for transp. motorisedof gross tonnage >5000 but <=	13 318 000	63 389 000	50 038 000	155 929 025
8902002100	Fishing vessels of gross tonnage <= 26 ton	0	55 427	0	35 770
8902002200	Fishing vessels of gross tonnage > 26 but <= 40 ton	0	51 880	0	17 122
8902002300	Fishing vessels of gross tonnage > 40 but <= 250 ton	0	2 573 910	0	4 561 648
8902002400	Fishing vessels of gross tonnage > 250 but <= 1000 ton	0	6 670 457	0	5 406 057
8902009300	Other fishing vessels of gross tonnage > 40 but <= 250 ton	0	9 903 000	0	4 422 000
8903100000	Yachts& oth vessels for pleasure/ sportsrowing boats& canoes, infla	76	40 662	150	475 875
8903910000	Sailboats, with/without auxiliary motor, not inflatable	0	23 161	0	112 572
8903920000	Motorboats, other than outboardmotor, not inflatable	3 587	68 772	16 484	1 339 545
8903990000	Other vessels for pleasure/ sports;canoes, not inflatable	3 282	57 547	233 206	447 404
8904003100	Tugs and pusher craft, power <= 4000 hp of gross tonnage <= 26 t	219 000	2 582 830	3 027 422	35 861 713
8904003900	Tugs and pusher craft, power > 4000 hp of gross tonnage <= 26 t	257 000	2 719 854	5 600 000	43 684 071
8905100000	Dredgers	25 070	4 325 265	801 079	14 109 169
8905200000	Floating/ submersible drilling/ production platforms	157 134 000	157 148 599	208 000 000	208 227 249
8905901000	Floating docks	720	65 163	9 869	93 783
8905909000	Oth vessels w/ navigability of which issubsidiary to their main funct	1 993 205	9 065 636	21 847 362	52 786 967
8906100000	Warships	66 482	310 162	1 153 545	3 478 036
8906901000	Lifeboats oth than rowing boats,oth vessels of displacement <= 30	0	90 027	0	1 282 800
8906902000	Lifeboats oth than rowing boats,othvessels of displace.> 30 but<=	508	10 590	38 746	129 756
8906909000	Lifeboats oth than rowing boats,oth vessels of displacement > 300	1 128 728	1 478 775	10 426 746	15 314 035
8907100000	Floating structures, inflatable rafts	38 416	340 456	230 195	2 401 006
8907901000	Buoys	16 902	417 969	172 692	3 668 610
8907909000	Other floating structures	161 332	2 797 005	1 260 861	13 315 532
8908000000	Vessel and oth floating structuresfor breaking up	0	228 005	0	1 271 787
9001101000	Optical fibres ,optical fibre bundles&cables for telecom.& oth elect	1 853 738	2 067 081	2 234 255	21 624 256
9001109000	Optical fibres, optical fibre bundles&cables for other purpose	3 758	54 022	97 239	1 112 088
9001200000	Sheets and platesof polarising material	9 649	10 812	28 865	68 315
9001300000	Contact lenses	30 445	270 379	4 093 618	38 179 363
9001400000	Spectacle lenses of glass	6	1 247	53	11 729
9001500000	Spectacle lenses of other materials	32 606	227 825	1 111 149	5 802 667

I.3. IM POR M ENURUT KOM ODITI / IM PORT BY HS COM M ODITY
 *** OKTOBER / OKTOBER 2014 ***

H S	Uraian Komoditi Commodity Description	Berat Bersih / Net Weight (Kg)		Nilai / Value C.I.F (US\$)	
		Bulan ini Current Month	Kumulatif Cum..Jan. to date	Bulan ini Current Month	Kumulatif Cum..Jan. to date
9001901000	Lenses & optic elements for photograpor cinematographic camera	8 371	85 348	738 001	8 109 494
9001909000	Other elements of glass notoptically worked	101 522	926 804	1 144 209	12 335 553
9002111000	Objective lenses for cinematographicprojector	1 118	6 894	94 644	577 476
9002119000	Objective lenses for cameras andother projector	10 385	139 175	961 653	10 596 372
9002190000	Objective lenses for otherinstruments & apparatus	27 266	291 140	1 115 233	12 228 496
9002201000	Filters for cinematographic projectors	0	602	0	30 429
9002202000	Filters for cinematographic cameras,photographic cameras & oth f	0	124	0	33 095
9002203000	Filters for telescopes/ microscopes	0	300	0	39 832
9002209000	Filters for oth instruments&apparatus	1 180	32 782	18 538	352 823
9002902000	Lenses&prisms for cinematographicprojectors	1	2 002	2 667	70 954
9002903000	Lenses&prisms for cinematographic,photographic cameras & oth f	329	6 946	124 684	1 252 284
9002909000	Other Lenses & prisms	2 828	21 702	712 042	5 150 652
9003110000	Frames & mountings for spectacles,goggles of plastics	16 387	125 885	353 183	1 956 001
9003190000	Frames & mountings for spectacles,goggles of other materials	10 047	61 333	228 213	1 844 873
9003900000	Parts for spectacles,goggles	9 329	98 476	215 812	2 390 554
9004100000	Sunglasses	142 259	1 492 389	1 054 894	10 782 237
9004901000	Corrective spectacles	5 901	135 801	47 036	1 084 618
9004905000	Protective goggles	12 977	157 855	58 803	674 626
9004909000	Other spectacles & goggles	34 921	740 868	732 928	9 704 554
9005100000	Binoculars	7 554	64 606	14 423	7 344 582
9005801000	Astronomical instrumens, excludinginstruments for radio-astronor	0	446	0	12 866
9005809000	Monoculars & oth optical telescopes	1 689	125 015	83 613	7 195 973
9005909000	Parts&accessories (include mountings)for oth optical telescopes	3 688	49 348	15 271	2 743 009
9006109000	Oth laser photoplotter,cameras of a kind used for preparing print p	11 715	29 194	25 042	200 532
9006300000	Cameras specially design for under wateruse for aerial survey, me	1 361	6 579	613 339	2 639 915
9006400000	Instant print cameras	0	3 264	0	659 107
9006510000	Oth cameras w/ a through-the lens viewfinder(slr),for roll film of w	4 116	196 890	12 984	893 315
9006520000	Oth cameras for roll film of width<35 mm	0	23	0	683
9006530000	Oth cameras for roll film of width=35mm	0	3	0	1 721
9006591000	Lasers photo plotters/ imagesetters withraster image processor	5 267	5 267	105 250	105 250
9006599000	Lasers photo plotters/ imagesetterswithout raster image processor	6 681	28 235	16 452	107 836
9006610000	Discharge lamp ("electronic") flashlightapparatus	16 806	42 239	17 544	91 265
9006690000	Photographic flashbulbs apparatus	16	27 424	5 474	92 744
9006911000	Parts & accessories for laser photoplotters of subheading 9006101	0	4	0	2 455
9006913000	Parts & accessories for instan printcamera,w/ slr,roll film a width<	1 627	15 550	5 644	81 990
9006919000	Other parts & accessories for cameras	50 097	310 036	90 001	864 102
9006991000	Parts & accessories for photographicflash-light apparatus	907	7 967	1 366	21 642
9006999000	Parts & accessories oth than forphotograp flash-light apparatus	41 236	107 910	120 900	1 144 599
9007100000	Cinematographic cameras	1 244	58 803	64 161	783 149
9007209000	Cinematographic projectors for film ofmore than 16 mm in width	20 324	214 783	30 207	5 407 343
9007910000	Parts and accessories forcinematographic cameras	12 115	84 444	128 736	1 137 735
9007920000	Parts and accessories forcinematographic projectors	23 929	79 041	1 196 659	9 037 377
9008501000	Projector,enlarge/ reducer,microfilm/ fiche/ form whether/not capa	318	2 486	730	50 683
9008509000	Projector,enlarge/ reducer,oth microfilm/ fiche/ form whether/not	45 994	270 551	93 622	639 855
9008902000	Part & accessories for image projectorof fotografographic, enlarge & red	23	1 984	2 870	23 109
9008909000	Part & accessories for image projectoroth of fotografographic, enlarge & red	112	8 493	6 375	192 312
9010100000	App & equipment for automaticallydevelope/expose photographic	38 828	190 077	76 110	514 388
9010501000	App for the projec/draw of circ patternon sensitized substrates,ma	0	12 984	0	116 361
9010509000	Oth app&equip for photograph laboratorie(inc cinematographic); i	16	99	1 116	4 446
9010601000	Projection screens of 300 inches or more	66 636	483 331	253 219	2 387 083
9010609000	Projection screens of 300 inches or less	54 720	220 246	152 369	804 540
9010901000	Parts&accessores of apparatus&equipmentsfor automatically dev	0	1 062	0	28 168
9010903000	Parts&acc of app for the projection/drawing of circuit patterns of p	3	22	132	1 084
9010909000	Parts&accessoris of other apparatus&equipment for photographic	101	13 560	20 267	281 483
9011100000	Stereoscopic microscopes	1 376	27 000	21 078	578 539
9011200000	Oth microscopes for photomicrography, cinephotomicrography or	2 771	66 895	260 395	2 872 212
9011800000	Other optical microscopes	2 278	28 484	895 486	5 186 588
9011900000	Parts and accessories of compoundoptical microscopes	7	385	141	79 841
9012100000	Microscopes oth than optical microscope diffraction apparatus	411	29 541	76 233	2 983 038
9012900000	Parts and accessories for microscopeoth than optical microscope	95	3 118	15 377	329 202
9013100000	Telescopic sights for fitting to armsperiscopes,telescopes to part o	4 808	5 869	929 521	938 967
9013200000	Lasers, other than laser diodes	4 121	23 457	85 684	3 998 771
9013801000	Optical error verifications&repairapp for pcb/ pwb&pca	1 173	21 397	82 598	1 018 351
9013802000	Liquid crystal devices	4 020	99 915	271 919	13 289 996

I.3. IM POR M ENURUT KOM ODITI / IM PORT BY HS COM M ODITY
***** OKTOBER / OKTOBER 2014 *****

H S	Uraian Komoditi Commodity Description	Berat Bersih / Net Weight (Kg)		Nilai / Value C.I.F (US\$)	
		Bulan ini Current Month	Kumulatif Cum..Jan. to date	Bulan ini Current Month	Kumulatif Cum..Jan. to date
9013809000	Other devices, appliances& instruments of other optical appliances	45 275	643 386	347 594	8 677 623
9013901000	Parts & accessories of lasers oth than laser diodes (sub head 90132	0	1 437	0	108 179
9013905000	Parts& accessories of liquid crystal devices (sub head 90138020)	0	711	0	22 495
9013906000	Parts & accessories of goods of optical error repair apparatus for p	0	14	0	5 814
9013909000	Parts & accessories of oth than goods of lasers, liquid crystal, oth de	9 369	97 379	573 826	4 798 880
9014100000	Direction finding compasses	7 350	59 418	171 000	1 271 209
9014200000	Instrum& appl for aeronautical/ space navigation (other than compa	12 483	58 358	261 237	1 408 073
9014801000	Oth navigation instrum& appl of used on ship work with an automa	617	22 662	12 474	2 664 372
9014809000	Oth navigation instrum& appl of oth used on ships	20 010	68 316	517 925	2 940 219
9014901000	Parts& acc of navigation instrum& app of on ships, with automatic di	215	17 968	1 456	1 871 121
9014909000	Parts & accessories of other navigation instruments & appliances	439	18 270	54 130	2 925 639
9015101000	Rangefinders of used in photography or cinematography	27	221	157	33 249
9015109000	Rangefinders other than of used in photography or cinematograph	40 127	235 172	99 309	1 597 326
9015200000	Theodolites & tachymeters (tacheometers)	5 437	24 934	504 815	2 373 720
9015300000	Levels [measuring higher of ground]	4 682	93 297	238 845	854 234
9015400000	Photogrammetrical surveying instruments and appliances	3 693	28 608	27 245	615 527
9015801000	Radio sonde and radio wind apparatus	11	18 405	5 835	1 860 011
9015809000	Other instruments& appliances oth than Radio sonde and radio win	12 544	254 166	2 275 686	24 690 749
9015900000	Parts & accessories of surveying instruments & appliances	24 483	284 309	2 630 159	30 088 625
9016000000	Balances of a sensitivity of 5 cg or better, w/without their weights	12 311	150 093	317 842	2 905 361
9017101000	Plotters, drafting tables and machines, whether not automatic	1 173	28 603	15 938	242 084
9017109000	Drafting tables and machines, whether not automatic other than p	10 672	45 011	21 403	973 329
9017201000	Rulers, drawing, marking out, or mathematical calculating instrumen	29 629	280 519	58 083	516 058
9017203000	App for the project/draw of circ pattern on sens'zed subs's for mfc	74	1 213	1 491	186 677
9017204000	Photo plotters for the manufacture of pcb/pwb	92	155	4 548	36 557
9017205000	Oth Plotter, drawing, marking out, or mathematical calculating instr	0	9	0	80
9017209000	Other drawing, marking-out/ mathematical calculating instruments	43 459	693 814	154 564	1 616 588
9017300000	Micrometers, callipers and gauges	52 396	430 739	1 403 821	12 092 876
9017800000	Oth instruments for measuring length for use in hand, rods and tap	204 995	2 601 320	621 582	7 555 138
9017902000	Parts& acc of app for the project/draw of circ pattern, sens substrat	26	2 311	2 886	157 616
9017903000	Parts& acc of photoplotters for the manufac of pcb/pwb	0	584	0	29 388
9017904000	Parts& accessories, incl printed circuit assemblies of other plotters	18	260	693	30 424
9017909000	Parts & accessories of oth instruments for measuring length for use	612	70 466	46 003	731 292
9018110000	Electro-cardiographs, used in medical	2 623	33 501	310 738	2 628 881
9018120000	Ultrasonic scanning apparatus, used in medical	5 554	74 964	1 443 162	13 289 292
9018130000	Magnetic resonance imaging apparatus used in medical	17 828	161 731	1 066 364	9 320 097
9018140000	Scintigraphic apparatus used in medical	798	5 363	102 484	521 915
9018190000	Other electro-diagnostic apparatus used in medical	15 998	124 371	2 244 261	10 945 584
9018200000	Ultra-violet/ infra-red ray apparatus used in medical	2 648	15 320	895 702	2 574 654
9018311000	Disposable syringes, with or without needles	126 017	1 232 236	1 282 101	10 129 457
9018319000	Syringes, with/without needles other than disposable syringes	9 727	206 907	119 295	3 912 504
9018320000	Tubular metal needles and needles for sutures	32 276	410 385	274 204	5 496 509
9018391000	Catheters	120 992	556 380	2 942 481	16 210 190
9018399000	Cannulae and the like	53 673	433 436	1 130 998	9 559 889
9018410000	Dental drill eng, whether/ not combined on a single base with oth di	571	1 295	92 975	232 613
9018490000	Oth instruments and appliances, used in dental sciences	2 805	81 849	48 701	808 203
9018500000	Oth ophthalmic instruments& appliances	6 516	40 352	1 557 857	10 681 488
9018902000	Intravenous administration set	97 706	1 084 024	1 570 809	15 982 952
9018903000	Electronic instruments and appliances, used in medical	1 145 416	7 937 756	6 251 926	41 385 302
9018909000	Other instruments and appliances, used in medical	255 813	2 377 870	8 122 510	60 659 328
9019101000	Electronic, mechano-therapy appliances massage, psycho aptitude-t	5 647	80 351	61 898	803 257
9019109000	Mechano-therapy appliance massage, psycho aptitude-test appara	11 648	509 818	312 913	4 315 860
9019200000	Ozone therapy, oxygen therapy, aerosol therapy, artificial respiratic	53 883	1 052 129	2 183 921	17 421 545
9020000000	Breath appl, gas masks, excl protec mask shave neither mech part, re	12 240	246 846	393 337	3 932 422
9021100000	Orthopaedic or fracture appliances	27 519	169 159	265 537	2 085 414
9021210000	Artificial teeth, orthopaedic appliances	0	1 169	0	245 623
9021290000	Dental fittings, orthopaedic appliances	40	882	78 056	333 887
9021310000	Artificial joints, orthopaedic appliances	417	3 154	239 328	2 050 651
9021390000	Other artificial parts of the body	27	2 471	28 425	927 028
9021400000	Hearing aids, excluding parts and accessories	473	12 329	564 590	14 792 148
9021500000	Pacemakers for stimulating heart muscles, excluding parts& accesso	0	2	0	7 609
9021900000	Oth appl. which are worn/ carried/ implan in the body, to compensat	35 032	170 768	11 351 665	89 171 329
9022120000	Computed tomography apparatus	11 500	165 966	460 996	8 907 046
9022130000	X-ray app for dental uses	72	3 985	10 236	246 379

I.3. IM POR M ENURUT KOM ODITI / IM PORT BY HS COM M ODITY
 *** OKTOBER / OKTOBER 2014 ***

H S	Uraian Komoditi Commodity Description	Berat Bersih / Net Weight (Kg)		Nilai / Value C.I.F (US\$)	
		Bulan ini Current Month	Kumulatif Cum.Jan. to date	Bulan ini Current Month	Kumulatif Cum.Jan. to date
9022140000	X-ray app for medical,surgical orveterinary uses	36 398	255 083	2 575 067	17 777 052
9022191000	X-ray app for the physical inspectionof solder joints on pcb/pwb as	13 349	65 166	777 407	2 389 404
9022199000	X-ray For radiografi or radiotherapy apparatus	63 674	102 031	2 927 276	5 058 086
9022210000	Alpha,beta/ gamma radiations,for medicalsurgical,dental/ veterinar	0	1	0	2 271
9022290000	Alpha,beta/ gamma radiations,forradiography or radiotherapy app	2 983	62 751	193 252	6 774 189
9022300000	X-ray tubes	518	3 661	143 760	1 222 229
9022901000	Parts&acc of x-ray app for the physicalinspection of solder joints o	101	7 410	61 483	1 292 876
9022909000	Part& acc oth of x-ray app for the physinspection of solder joints	911	13 910	340 185	2 656 239
9023000000	Instruments app&model,for demonstrapurposes(in education/exh	78 608	580 791	9 367 070	19 702 464
9024101000	Machines&appliances for testing metals,electrically operated	6 356	234 063	225 728	5 286 755
9024102000	Machines&appliances for testing metals,not-electrically operated	190	4 247	8 026	311 881
9024801000	Oth mach& appliances for testing wood,textiles,paper,plastics,elec	32 727	300 016	1 009 091	10 762 451
9024802000	Oth mach& appliances for testing wood,textiles,paper,plastic,not e	1 621	9 358	49 124	772 280
9024901000	Parts&acc for elect operated mach&appfor test mechanical propel	5 839	37 866	335 504	2 605 320
9024902000	Parts&acc for non elect operated mach&app for test mechan prop	26	3 388	6 752	301 085
9025110000	Thermometers&pyrometers,liquid filled,for direct reading	12 750	100 967	64 828	630 408
9025191100	Thermometers&pyrometers,elect operated,temperature gauges fr	15 204	92 299	345 759	1 636 993
9025191900	Thermometers&pyrometers,elect operated,oth temperature gaug	16 908	201 026	586 700	7 215 740
9025192000	Thermometers&pyrometers notelectrically operated	2 872	19 075	49 190	579 644
9025802000	Oth instruments of oth than thermometers&pyrometers, electrica	15 422	777 442	599 905	6 743 879
9025803000	Oth instruments of oth than thermometers&pyrometers, not elect	9 253	128 890	171 421	1 021 950
9025901000	Parts&aces of hidrometer,termometer/ similar instrument, electri	27 756	187 183	331 136	3 048 313
9025902000	Parts&aces of hidrometer,termometer/ similar instrument, non el	7 065	66 588	171 406	1 706 414
9026101000	Level gauges for motor vehicleselectrically operated	23 764	145 654	407 686	3 199 546
9026102000	Level gauges for motor vehiclesnot electrically operated	23 651	231 460	755 142	5 154 145
9026103000	Oth measuring/check the flow/level of liquid, electrically operated	103 197	502 662	2 828 649	22 035 654
9026109000	Oth measuring/check the flow/level of liquid,not electrically opera	100 854	564 697	894 303	12 486 776
9026201000	Presure gauges for motor vehicles,electrically operated	33 234	423 121	825 900	10 512 058
9026202000	Presure gauges for motor vehicles, not electrically operated	11 637	82 103	293 161	2 493 318
9026203000	Other measuring/checking pressureinstruments, electrically opera	65 385	519 429	2 638 498	19 220 178
9026204000	Other measuring/checking pressureinstruments,not electrically op	94 823	457 769	1 058 657	9 345 945
9026801000	Oth instruments/ app for measuring/checkthe flow/level/press,ele	37 584	634 563	1 746 211	19 506 099
9026802000	Oth instruments/ app for measuring/check,flow/level/press,not ele	7 830	161 791	397 365	3 740 815
9026901000	Part& acc for electric operate instrument& app,measure/check the	54 557	332 350	2 091 415	19 659 959
9026902000	Part& acc for non electric operate instru& app,measure/ check the f	25 295	1 385 641	419 157	15 995 612
9027101000	Gas/ smoke analysis apparatus, electrically operated	796	34 906	110 914	2 734 976
9027102000	Gas/ smoke analysis apparatus, not electrically operated	15 657	98 886	1 161 108	10 310 358
9027201000	Chromatographs&elektrophoresisinstruments, electrically operate	709	10 260	268 271	2 673 390
9027202000	Chromatographs&elektrophoresisinstruments,not electrically ope	63	544	19 654	106 944
9027301000	Spectro/ spectrophotometers& spectrograph use optic radiat,elect	11 700	89 358	1 257 174	10 343 696
9027302000	Spectro/ spectrophotometers& spectrograph use optic radiat,not e	2 417	20 797	624 961	5 347 009
9027501000	Oth instrum& app using optic radiations(uv, visible, ir),electrically c	10 069	72 837	1 394 837	12 263 003
9027502000	Oth instrum& app using optic radiations(uv, visible, ir),not electric	4 110	18 239	30 939	1 411 417
9027801000	Oth instruments& app,exposure meters	3 424	205 935	766 187	8 764 211
9027803000	Oth instruments& app oth thanexposure meters,electrically operat	10 399	65 712	976 997	11 830 021
9027804000	Oth instruments& app oth thanexposure meters,not electric opera	4 566	32 772	260 161	1 762 575
9027901000	Parts&acc incl pca of head 9027,oth thanfor gas/ smoke analysis ap	345	8 347	69 441	1 334 142
9027909100	Microtomes, electrically operated	1 448	39 355	211 612	1 253 244
9027909900	Microtomes,not electrically operated	8 976	63 480	1 225 732	6 353 898
9028101000	Gas meters of a kind mounted ingas containers	27 221	199 158	658 829	4 213 348
9028109000	Other gas meters	1 903	67 819	181 867	1 673 525
9028202000	Liquid meters, water meters	29 908	231 540	180 133	1 871 696
9028209000	Other liquid meters	449	12 306	80 369	413 750
9028301000	Electricity meters,kilowatt hour meters(kwh)	2 474	79 739	38 222	2 564 502
9028309000	Other Electricity meters	125 713	546 126	4 880 954	18 593 893
9028901000	Part& accessories,water meter housingsor bodies	83 261	948 181	515 638	6 567 326
9028909000	Part& accessories,oth water meterhousings or bodies	35 148	1 010 299	617 151	16 090 609
9029102000	Taximeters	8	5 676	424	49 610
9029109000	Mileometers, pedometers and the like	12 798	601 739	431 792	6 025 846
9029201000	Speedometer for motor vehicles	119 551	660 720	2 147 713	12 405 890
9029202000	Tachometers for motor vehicles	22 579	325 651	542 555	7 801 978
9029209000	Oth speed indicators&tachometers; stroboscopes	94 532	1 075 218	3 354 604	31 330 567
9029901000	Parts&acc of revolution counter&the likeor of stroboscopes of sub	14 262	172 366	241 062	2 921 867
9029902000	Parts and accessories of othergoods of speed indicators & tachom	157 837	1 612 865	4 279 318	46 010 996

I.3. IM POR M ENURUT KOM ODITI / IM PORT BY HS COM M ODITY

*** OKTOBER / OKTOBER 2014 ***

H S	Uraian Komoditi Commodity Description	Berat Bersih / Net Weight (Kg)		Nilai / Value C.I.F (US\$)	
		Bulan ini Current Month	Kumulatif Cum.Jan. to date	Bulan ini Current Month	Kumulatif Cum.Jan. to date
9030100000	Instruments & apparatus for measuring/ detecting ionising radiatic	253	29 203	71 852	4 455 128
9030200000	Oscilloscope and oscillographs	3 684	50 323	119 014	1 230 738
9030310000	Multimeters without a recording device	15 035	136 041	269 944	3 283 272
9030320000	Multimeters with a recording device	13 686	74 827	188 741	1 056 197
9030331000	Instruments and apparatus for measuring/check voltage without a	18 337	84 789	628 881	4 874 335
9030332000	Impedance-measuring instruments& apparatus designed to provid	955	13 623	43 870	452 240
9030333000	Ammeters and voltmeters for motorvehicles without a record dev	11 663	100 207	39 738	313 310
9030339000	Oth instruments& apparatus for measuring/check voltage without	50 000	263 271	1 223 177	6 810 569
9030390000	Oth Instruments& apparatus for measuring/check voltage with a re	7 318	56 534	365 890	2 745 301
9030400000	Other instruments and apparatus,designed for telecommunication	1 309	48 062	1 281 241	4 649 465
9030821000	Wafer probers for measuring/checksemiconductor wafers	0	1 549	0	51 661
9030829000	Oth instrum& app for measuring/check semiconductor wafer/devic	1 742	19 012	628 891	3 346 295
9030841000	Instruments & app with a recording formeasure/check elect quant	4 595	45 381	259 603	2 331 435
9030849000	Oth instru& app with a record for measure,check electrical quantiti	1 815	63 874	133 589	1 897 513
9030891000	Instru& app,w/o recording device for goods other than subheading	76	8 034	12 524	212 115
9030899000	Oth instruments & apparatus,withoutrecording device	25 598	493 567	860 625	8 581 125
9030901000	Parts& accessories incl pca of goodsgoods of subhead 903040 & 90	4 526	46 649	181 902	4 091 151
9030903000	Parts& acc of optic instrum& appliance formeasuring/check pcb/ pw	819	10 297	111 147	1 913 690
9030904000	Parts& acc of instrum& app for measure/check elect quantities on p	264	7 450	34 612	1 178 036
9030909000	Other parts& accessories ofgoods of head 9030	6 326	1 120 520	517 155	22 502 995
9031101000	Machines for balancing mechanical parts,electrically operated	41 339	535 684	752 260	10 097 346
9031102000	Machines for balancing mechanical parts,not electrically operated	698	22 716	6 757	854 632
9031201000	Test benches, electrically operated	14 939	203 125	1 161 425	8 235 285
9031202000	Test benches,not electrically operated	7	22 438	1 026	1 521 477
9031410000	Oth optic instrum& appl for inspect semiconduct wafer/ device/phc	1 719	8 868	460 567	648 609
9031491000	Optic instrum& appl for measur surfaceparticulate contamination,s	464	11 551	18 738	1 098 230
9031492000	Optical error verification&repair appfor pca/pwb and pca	0	12	0	1 552
9031493000	Optical instrum& appl for measuring/checking pcb/pwb&pca	582	6 414	60 859	741 529
9031499000	Other optical instruments andappliances for other purposes	51 110	178 394	1 473 436	12 132 572
9031801000	Cable tester	6 117	43 609	652 901	3 891 949
9031809000	Oth instruments,appliances and machines,other cable tester	390 540	2 601 696	16 860 109	118 291 421
9031901100	Parts& acc incl pca of optical instrum& appl,inspect semicon wafer,	815	36 879	82 401	1 661 842
9031901200	Parts& acc of optic error verif& repairapparatus for pcb/pwb&pca	960	1 857	241 712	340 395
9031901300	Parts& acc of oth optic instruments& appl,measuring/chek pcb/pwl	4 776	43 235	135 298	1 791 936
9031901900	Oth parts& acc oth than inspect wafer/repair/measure pcb,pwb,pw	20 718	265 807	1 176 035	13 645 789
9031902000	Oth part& acc for measure/chek instrumentappliance& mach,not e	627	31 494	99 594	1 439 538
9032101000	Thermostats, electrically operated	97 539	1 149 763	1 739 576	20 132 527
9032102000	Thermostats, not electrically operated	6 260	89 332	124 497	1 266 074
9032201000	Manostats, electrically operated	1 256	24 155	81 597	816 401
9032202000	Manostats, not electrically operated	22 648	46 615	53 734	325 509
9032810000	Hydraulic or pneumatic	80 216	730 379	619 676	7 702 172
9032891000	Instru& app,automatic data process machfor controll,cargo handlir	122 054	1 135 779	2 476 575	25 998 708
9032892000	Automatic instrum& app for controllchem/elec-chem solutions in p	172	12 867	529	335 466
9032893100	Automatic regulating voltage units(stabilizers),electrically operate	97 711	1 006 052	212 087	2 367 757
9032893900	Instrument & apparatus oth than(stabilizers),electrically operated	129 126	831 760	3 695 449	29 648 775
9032899000	Oth automatic regulating/controllinstrum& app not electrically ope	428 641	2 947 049	14 407 755	120 780 687
9032901000	Parts& accessories of automatic dataprocess mach,cargo handl syt	44	2 429	3 395	206 435
9032902000	Part & acc automatic instr& app, controllchem/elec-chem solutions	0	780	0	21 514
9032903000	Part & acc automatic, regulating/controllinstruments& apparatus,el	34 935	184 243	406 579	3 066 040
9032909000	Part & acc automatic, regulating/controllinstruments& apparatus,nc	101 806	636 359	3 469 648	28 142 553
9033001000	Parts& acc for mach,appl,instrum ofchap 90 for electric operated e	29 049	311 402	700 694	9 204 158
9033002000	Parts& acc for mach,appl,instrum ofchap 90 for not electric operat	22 177	279 996	1 075 780	7 113 245
9101110000	Wrist-watch of metal,w/not stopwatchw/ mech display only,elect	0	761	0	575 958
9101190000	Wrist-watch of metal,w/not stopwatchoth w/ mech display only,e	603	1 299	222 661	524 232
9101210000	Oth wrist-watch,whether/not stopwatchw/ automatic winding of r	0	27	0	36 576
9101290000	Oth wrist-watch,whether/not stopwatchoth than automatic windi	571	20 594	10 678	296 784
9101910000	Pocket-watch& oth watch inc stopwatch ofmetal or precious metal	0	861	0	1 361
9101990000	Pocket& oth watch inc stopwatch of metal/of w/ precious metal,n	11 803	22 641	104 774	561 833
9102110000	Wrist-watch,whether/not stopwatchw/ mech display only,elect op	12 683	174 300	3 260 624	15 161 745
9102120000	Wrist-watch,whether/not stopwatchw/ opto-elect display only,ele	592	3 123	63 350	448 695
9102190000	Wrist-watch,whether/not stopwatchoth than mech&opto,elect op	106 568	1 013 455	390 210	3 298 781
9102210000	Oth wrist-watch,whether/not stopwatchw/ automatic winding	423	7 231	186 841	1 350 364
9102290000	Oth wrist-watch,whether/not stopwatchoth than automatic windi	38 135	641 914	405 881	6 528 418
9102911000	Stop-watches, electrically operated	27	19 332	303	88 523

I.3. IM POR M ENURUT KOM ODITI / IM PORT BY HS COM M ODITY
***** OKTOBER / OKTOBER 2014 *****

H S	Uraian Komoditi Commodity Description	Berat Bersih / Net Weight (Kg)		Nilai / Value C.I.F (US\$)	
		Bulan ini Current Month	Kumulatif Cum.Jan. to date	Bulan ini Current Month	Kumulatif Cum.Jan. to date
9102919000	Pocket-watch&oth watch, electricallyoperated	3 430	20 181	11 015	717 476
9102990000	Pocket-watch&oth watch inc stopwatchnot electrically operated	67 989	546 869	495 778	8 098 580
9103100000	Clocks with watch movements,excl clocks ofh9104 elect operated	0	765	0	908
9103900000	Clocks with watch movements,excl clocks ofh9104 not elect opera	2 944	65 090	15 084	269 280
9104001000	Instrument panel clocks & clocks ofa similar type, for vehicles	1 582	19 610	116 962	1 182 007
9104002000	Instrument panel clocks & clocks ofa similar type, for aircraft	3	5	4 608	6 492
9104003000	Instrument panel clocks & clocks ofa similar type, for vessels	291	1 166	1 055	3 114
9104009000	Instrument panel clocks & clocks ofa similar type, for spacecraft	726	1 154	495 395	508 675
9105110000	Alarm clocks, electrically operated	8 058	66 648	283 399	441 351
9105190000	Alarm clocks,not electrically operated	18 119	364 617	54 530	859 707
9105210000	Wall clocks, electrically operated	13 619	230 247	54 753	955 527
9105290000	Wall clocks, not electrically operated	10 165	200 712	21 923	656 120
9105911000	Marine chronometers,electrically operated	0	278	0	1 103
9105919000	Oth clocks, oth than Marine chronometerselectrically operated	1 408	22 927	5 588	60 121
9105991000	Marine chronometers,not electrically operated	0	300	0	477
9105999000	Oth clocks, oth than Marine chronometersnot electrically operate	9 870	123 165	21 515	653 256
9106100000	Time-registers,time-recorders	366	64 621	6 775	576 741
9106901000	Parking meters	1 160	23 892	4 550	133 099
9106909000	Oth time of day recording&measuring appoth than parking meter	7 208	125 729	142 487	1 535 658
9107000000	Time switches with clock/watchmovement/ with synchronous mot	38 623	362 191	408 750	3 047 736
9108110000	Watch move comp&assem w/mechanical display only, electrically	0	68	0	3 929
9108120000	Watch move comp&assem w/opto elect display only, electrically c	0	17	0	6 533
9108190000	Watch move comp&assem oth thanmechanical,opto-elect, elect o	29	89	453	5 998
9108900000	Oth watch movements complete andassembled	4 348	11 839	40 812	53 114
9109100000	Clock movements,complete andassembled, electrically operated	5 111	57 535	11 984	271 167
9109900000	Clock movements,complete andassembled,not electrically operate	0	19 644	0	69 826
9110110000	Complete movements,unassem/partly assem(movement sets) of v	451	91 897	2 657	510 411
9110120000	Incomplete movements, assembled of watches	3 416	14 674	8 166	32 156
9110190000	Rough movements of watches	0	712	0	1 280
9110900000	Oth complete watch or clock movements	0	49 805	0	68 331
9111100000	Watch cases of precious metal/of metal clad with precious metal	0	8	0	4 282
9111200000	Watch cases of base metal, whether or not gold/silver-plated	53	212	473	3 625
9111800000	Other watch cases	1	6 641	9	15 458
9111900000	Parts of watch cases	11	226	3 212	6 265
9112200000	Clock cases and cases of a similartype for other goods of this chap	2 789	58 904	11 037	170 582
9112900000	Part of clock cases&cases of a similartype for other goods of this c	0	2 432	0	16 382
9113100000	Watch straps,bands&bracelets of preciousmetal/of metal clad w/	1 582	10 683	19 064	141 774
9113200000	Watch straps,bands&bracelets of basemetal,whether or not gold/:	0	579	0	31 163
9113900000	Oth watch straps,bands&braceletsand parts thereof	2 687	39 044	60 135	441 347
9114100000	Springs, including hair-springsof clock or watch parts	3	1 368	222	40 426
9114300000	Dials of clock or watch parts	5 746	11 387	10 555	26 681
9114400000	Plates and bridges of clock/watch parts	198	12 216	8 551	111 159
9114900000	Oth clock or watch part oth than spring,hair springs,dials,plate&br	3 072	88 191	71 031	247 577
9201100000	Upright pianos	8	126 390	195	282 611
9201200000	Grand pianos	10 341	37 188	154 271	475 884
9201900000	Oth pianos,incl automatic pianosharpnichord&oth keybrd string in:	30 333	250 621	45 194	345 034
9202100000	String musical instrument(violins,harps), played with a bow	62	24 749	941	391 598
9202900000	Oth string musical instruments(guitars)not played with a bow	15 944	203 294	343 312	2 673 255
9205100000	Brass-wind instruments	1 231	23 170	87 801	380 277
9205901000	Keyboard pipe organ,harmonium&similarkeyboard instruments w/	3	120 444	12	225 465
9205909000	Other wind musical instruments	27 911	771 028	61 701	1 639 181
9206000000	Percussion musical instruments(exp, drm,xylophones,cymbals,cast	74 356	773 859	195 299	3 028 904
9207100000	Keyboard instruments,oth than accordions	23 393	271 846	422 460	2 656 316
9207900000	Oth musical instruments,the sound isproduced must be amplified,	10 449	205 324	44 058	1 105 597
9208100000	Musical boxes	5 626	65 184	41 520	493 472
9208901000	Decoy calls,whistles,call horns &othmouth blown sound signalling	1 038	22 012	1 152	149 054
9208909000	Fairground,mech street organ,sing bird,musical saw,oth musical in	201	18 980	1 128	69 583
9209300000	Musical instrument strings	7 608	186 953	175 156	3 047 999
9209911000	Part & accessories, strung backs,keyboards& metal frames for uprig	127 461	1 866 356	183 355	3 518 343
9209919000	Other parts and accessories for pianos	466 591	5 975 421	4 498 001	50 265 085
9209920000	Parts & accessories for the musicalinstrument of string musical ins	102 862	877 861	1 338 017	12 853 742
9209940000	Parts&acc,the music instrument of soundof which is prod/must be	196 899	2 166 385	3 476 507	41 711 753
9209990000	Parts & accessories for oth musicalinstruments	97 624	622 481	2 235 242	21 384 432
9301100000	Artillery weapons(guns,howitzer&mortars)	125	208 652	6 558	94 291 529

I.3. IM POR M ENURUT KOM ODITI / IM PORT BY HS COM M ODITY
***** OKTOBER / OKTOBER 2014 *****

H S	Uraian Komoditi Commodity Description	Berat Bersih / Net Weight (Kg)		Nilai / Value C.I.F (US\$)	
		Bulan ini Current Month	Kumulatif Cum.Jan. to date	Bulan ini Current Month	Kumulatif Cum.Jan. to date
9301200000	Rocket launchers;flame-throwers;grenadelaunchers;torpedo tubes&	471	970	28 992	79 022
9301900000	Oth military weapons,oth than revolvers,pistols & the arms of hea	16 045	558 160	5 792 779	212 282 995
9302000000	Revolvers and pistols, other than those of heading 9303/9304	1 526	7 662	2 119 747	6 685 934
9303900000	Oth firearm&similar device which operate by the firing of an explo:	14 289	14 553	3 305 010	3 355 569
9304001000	Air guns,operating at pressure of less than 7 kg	0	69	0	4 799
9304009000	Oth arms(spring,air/gas guns&pistols)excluding those of heading 9	385	2 508	77 561	255 398
9305100000	Parts and accessories of revolvers or pistols	15	88	15	32 530
9305200000	Parts and accessories of shotguns or rifles of heading 9303	1 322	2 521	731 378	787 654
9305911000	Parts&accessories of military weapons of heading 9301 of leather/	93	102	56 222	56 375
9305919000	Parts&acc of military weapons of head 9301,of oth than leath/tex	134	1 696	51 172	1 368 517
9305991900	Part&acc of goods of oth arm of head 93040090 of oth than leathe	12	1 556	1 432	37 770
9305999900	Parts and accessories of revolver&pistol of heading 9302 of oth lea	378	4 417	23 589	469 534
9306210000	Cartridges	468	30 031	34 802	8 237 172
9306290000	Parts of cartridges, gun pellets	17	35 098	1 109	3 645 743
9306301900	Oth cartridges oth than 22 calibre cartridges of heading 9302	1 135	3 215	12 098	148 946
9306302000	Cartridges for riveting/similar tool/for captive-bolt humane killer&	1	111	33	11 693
9306309900	Oth cartridges oth than 22 calibre cartridges of oth heading 9302	0	498	0	114 078
9306900000	Bombs,grenades,torpedoes,mines,missiles,similar munitions of wa	47 008	184 632	3 178 321	23 872 010
9401100000	Seats of a kind used for aircraft	35	36 998	7 756	1 911 653
9401201000	Seats of a kind used for motor vehicles of heading 8702/8703/8704	29 670	206 456	393 660	3 536 155
9401209000	Seats of a kind used for motor vehicles oth than of heading 8702/8	27 484	118 972	179 189	1 052 246
9401300000	Swivel seats with variable height adjustment	556 022	4 195 068	1 863 874	13 209 668
9401400000	Seats oth than garden seats/ camping equipment,convertible into	115 621	551 680	380 460	1 683 272
9401510010	Seat of rattan	0	1 903	0	7 079
9401510020	Seat of bamboo	1 090	1 444	2 688	3 595
9401590000	Seat of cane,osier or similar material	0	21 125	0	92 280
9401610000	Oth seats,with wooden frames,upholstered	462 616	4 163 726	1 715 956	15 508 962
9401690010	Oth seats,with wooden frames,combined with rattan	0	2 176	0	8 622
9401690090	Oth seats,with wooden frames,combined with other than rattan	17 638	423 353	69 022	1 822 337
9401710000	Other seats, with metal frames, upholste	735 752	6 187 963	1 977 816	17 953 805
9401790010	Other seats, with metal frames,combined with rattan	2 831	11 069	20 395	36 964
9401790090	Other seats, with metal frames,combined with other than rattan	518 734	5 100 743	1 193 911	11 161 520
9401800000	Oth seats(oth than those of head 9402)	144 629	2 764 178	475 167	9 387 215
9401901000	Parts of aircraft seats (head 94011000)	15 277	229 374	49 895	459 128
9401903100	headrest stiffeners for seats of subheading 94012010,	43 435	288 639	380 549	3 217 837
9401903900	Parts of other seats	1 060 051	8 375 704	7 403 062	64 936 353
9401904000	Parts of seats of subheading 94013000	40 453	625 938	153 469	2 509 195
9401909200	Parts of seats of plastics	628 577	2 942 793	610 939	2 821 027
9401909900	Parts of seats of other than plastics	799 675	6 213 871	2 062 561	19 765 589
9402101000	Medis furniture,dentists chair & parts thereof	21 628	265 045	355 118	3 224 055
9402103000	Medis furniture,barbers chairs&similar chairs thereof & thereof	20 860	181 395	61 745	505 351
9402109000	Other dentists,barbers or similar chairs of medis furniture	0	64 955	0	469 650
9402901000	Furniture designed for medical,surgical/veterinary purposes&part:	100 098	866 273	1 368 035	8 290 571
9402909000	Oth furniture designed for medical,surgical/veterinary purpose&pi:	17 393	192 858	96 584	1 291 780
9403100000	Metal furniture of a kind used in office	458 455	6 427 601	995 310	12 616 620
9403201000	Oth metal furniture, fume cupboards	212 520	1 220 681	724 596	2 414 333
9403209000	Oth metal furniture, other than fume cupboards	1 814 508	20 712 721	2 599 010	30 884 052
9403300000	Wooden furniture of a kind used in offices	545 543	4 583 150	990 485	7 801 217
9403400000	Wooden furniture of a kind used in the kitchen	198 410	1 459 004	201 719	1 965 483
9403500000	Wooden furniture of a kind used in the bedroom	915 364	9 557 823	1 526 889	14 838 019
9403601000	Oth wooden furniture,fume cupboard	24 070	89 277	41 118	184 045
9403609000	Oth wooden furniture,oth than fume cupboard	1 690 080	12 997 013	2 965 265	23 531 841
9403701000	Furniture of plastics for baby walker	0	86 567	0	209 260
9403702000	Furniture of plastics for fume cupboard	1 073	7 739	1 829	107 745
9403709000	Furniture of plastics oth than for baby walker,fume cupboard	292 757	2 978 122	693 403	7 278 242
9403810010	Bedroom, dining room or living room set of rattan	0	202	0	2 995
9403810020	Bedroom, dining room or living room set of bamboo	0	19 112	0	54 416
9403810030	Furniture,of kind used in parks gardens/ vestibules of rattan/bamboc	0	860	0	969
9403810090	Other furniture of bamboo or rattan	37	4 492	218	20 287
9403891000	Other furniture of other materials,fume cupboards	1 938	11 903	6 776	39 300
9403899010	Bedroom, dining room/living room sets of other materials	77 308	567 597	54 276	577 727
9403899020	Oth furniture of a kind used in parks,garden/ vestibules of oth mat	0	1 325	0	2 463
9403899090	Other furniture of cane, osier, bamboo or similar materials	36 749	254 019	52 232	431 232
9403901000	Part of baby walkers of furniture of plastic (sub heading 94037010)	1 089	7 765	60 646	141 007

I.3. IM POR M ENURUT KOM ODITI / IM PORT BY HS COM M ODITY
***** OKTOBER / OKTOBER 2014 *****

H S	Uraian Komoditi Commodity Description	Berat Bersih / Net Weight (Kg)		Nilai / Value C.I.F (US\$)	
		Bulan ini Current Month	Kumulatif Cum.Jan. to date	Bulan ini Current Month	Kumulatif Cum.Jan. to date
9403909000	Parts of other furniture	673 386	4 632 409	1 585 420	11 524 072
9404100000	Mattress supports	71 110	552 755	243 573	1 224 233
9404210000	Mattresses of cellular rubber or plastics, whether or not covered	34 470	277 673	75 637	1 026 727
9404291000	Mattress springs of other materials	60 661	640 418	265 949	2 800 910
9404292000	Mattress of hyperthermia or hyphothermia type of oth materials	1 188	10 127	4 011	23 352
9404299000	Mattress of other materials	179 576	1 980 462	211 018	3 415 962
9404300000	Sleeping bags	2 829	30 167	23 137	228 351
9404901000	Quilts,bedspreads & mattress protectors	6 914	206 153	63 065	512 479
9404909000	Other articles of bedding&similar furnishing	105 311	970 964	630 057	4 649 046
9405102000	Lamps for operating rooms	76	2 866	12 717	54 527
9405103000	Spotlight	133 019	662 751	323 882	2 123 752
9405104000	Fluorescent lamps and lighting fittings	202 301	1 629 130	1 475 653	11 386 047
9405109000	Oth chandeliers&oth elec ceiling/wallighting fitting	153 322	1 488 906	1 582 785	15 043 563
9405201000	Lamps for operating rooms	4 274	36 642	279 406	2 010 617
9405209000	lamps of electric table,desk, bedside/ floor-standing lamps	205 532	1 665 817	580 472	6 152 371
9405300000	Lighting sets of a kind used forchristmas trees	49 962	190 978	113 651	504 234
9405402000	Searchlights	9 003	112 987	196 195	612 864
9405404000	Oth. electr lamps of spotlights	55 740	628 314	542 110	4 834 981
9405405000	Oth electr lamps,of a kind used forlighting public openspace/thorc	201 656	1 898 081	2 556 647	23 435 000
9405406000	Other exterior lighting	64 573	418 769	242 817	2 436 966
9405407000	Non-flashing aerodrome beacons;lamps forrailwayloc.aircraft,ship	8 271	105 073	47 761	765 410
9405408000	Pilot lamp with fitting for electro-thermic domestic applic of headi	120	22 414	3 050	189 340
9405409100	Fibre optic headband lamps of kinddesigned for medical use	650	1 329	36 755	54 663
9405409900	Other lighting fittings	310 662	1 953 591	2 011 618	13 280 251
9405501100	Non elect. Lamps of oil-burning, of brasfor religious rites	4 559	48 182	3 135	38 962
9405501900	Other non elect. Lamps of oil-burning	1 357	260 383	5 075	950 550
9405504000	Hurricane lamps	6 599	21 260	6 303	60 658
9405509010	Non elect lighting fittings of plastics,stone, ceramics, glass	17	8 410	165	55 186
9405509090	Other non elect lighting fittings	13 993	137 147	80 874	625 729
9405601000	Warning signs, street name signs, road & traffic signs	2 218	43 290	26 730	358 607
9405609000	Others illuminated signs	56 663	429 827	527 834	5 534 720
9405911000	Parts of glass for lamps for operatingroom	0	2	0	20
9405912000	Parts of glass for spotlights	725	1 867	22 023	49 616
9405914000	Parts of globes and chimneys	1 692	15 201	10 266	40 931
9405915000	Parts of glass for searchlights	0	512	0	16 331
9405919000	Other parts of glass	221 657	1 281 115	331 335	3 980 361
9405922000	Parts of plastics for spotlights	0	14 278	0	39 429
9405923000	Parts of plastics for searchlights	0	33	0	3 832
9405929000	Other parts of plastics	17 007	345 366	73 007	2 019 135
9405991000	Parts Lampshades of textile material	70	12 423	3 432	122 619
9405992000	Parts Lampshades of other material	6 966	175 847	37 295	962 962
9405993000	Parts of lamp of subheading 9405.50.11or 9405.50.19	639	16 110	12 243	1 694 930
9405994000	Parts for searchlights or spotlights	1 850	29 998	5 946	160 593
9405999000	Other parts	111 477	1 472 290	504 185	9 419 668
9406001100	Greenhouses fitted with mechanical/thermal equipment of plastic	6	5 076	69	9 920
9406001900	Greenhouses fitted with mechanical/thermal equipment oth plasti	139 187	585 566	373 639	1 820 287
9406009200	Other prefabricated buildings of wood	3	105 983	14	306 776
9406009400	Other prefabricated buildings of iron/steel	3 106 628	19 273 466	6 000 082	47 305 285
9406009500	Oth prefabricated buildings of plastics/of aluminium	33 649	561 134	38 923	2 168 245
9406009600	Oth prefabricated buildings of concrete/of artificial stone	0	72	0	176
9406009900	Oth prefabricated buildings oth of wood,iron, plastics, aluminium,	1 083 470	19 404 540	2 187 318	33 042 849
9503001000	Tricycles, scooters, pedal cars andsimilar wheeled toys; dolls carri	103	1 469 814	643	4 635 526
9503002100	Dolls, whether/ not dressed	8 841	246 162	215 798	1 386 711
9503002200	Garments and garments accessories;footwear and headgear of do	1 737	19 679	47 401	597 641
9503002900	Other parts and accessories for dolls	8 603	110 715	103 032	2 358 663
9503003000	Electric trains toys, includ tracks,signals and other accessories ther	6 199	191 938	81 134	1 194 331
9503004010	Reduces size model aircraft assemblykits, working or not	5 548	36 361	111 090	543 473
9503004090	Oth reduced size ("scale") models andsimilar recreational models	117 955	1 034 246	2 982 340	12 978 140
9503005000	Other construction sets & constructionaltoys, of materials other th	0	739	0	5 887
9503006000	Stuffed toys representing animals ornon-human creatures	2 807	64 369	50 809	847 576
9503007000	Puzzles of all kinds	10 141	41 862	146 950	292 901
9503009100	Numerical/ alphabetical/ animal blocks orcut-out; word builders/ m.	776	197 428	6 282	882 417
9503009200	Skipping ropes	0	13 560	0	53 073
9503009300	Marbles	525 000	3 974 449	163 250	1 071 055

I.3. IM POR M ENURUT KOM ODITI / IM PORT BY HS COM M ODITY
***** OKTOBER / OKTOBER 2014 *****

H S	Uraian Komoditi Commodity Description	Berat Bersih / Net Weight (Kg)		Nilai / Value C.I.F (US\$)	
		Bulan ini Current Month	Kumulatif Cum.Jan. to date	Bulan ini Current Month	Kumulatif Cum.Jan. to date
9503009900	Other toys or parts	198 248	5 052 624	2 602 570	29 272 151
9504202000	Tables for billiards of all kinds	439	54 725	2 350	57 226
9504203000	Billiard chalks	498	8 101	828	29 374
9504209000	Oth articles & accessories for billiardsof all kinds	47 450	267 916	28 093	276 056
9504301000	Pintables or slot machines, operated bycoins and by oth means of	7 097	28 484	20 880	111 485
9504302000	Parts of oth games of wood, paper orplastics	0	15	0	479
9504309000	Other games, operated by coins and byoth means of payment	62 152	907 348	649 575	7 031 397
9504400000	Playing cards	451 712	3 899 857	311 000	2 117 942
9504500000	Video games consoles and machines,oth than those sub heading 9	31 518	247 367	104 062	2 597 487
9504901000	Bowling requisites of all kind	0	25 772	0	17 820
9504902000	Darts and parts and accesories therefor	70 412	138 373	44 475	89 705
9504903100	Tables designed fo use with casino game	0	3	0	204
9504903900	Other gambling equipment & paraphernaliaequipment	64 228	73 106	23 012	29 716
9504909200	Tables designed for game of wood/plasticnot gambling equipment	0	15 416	0	31 151
9504909300	Tables designed for games not of wood/plastics, not gambling equ	3 433	32 889	25 960	137 264
9504909400	Other table disigned for games of wood/plastics	15 792	60 238	13 909	61 131
9504909900	other table designed for games not wood/plastics	38 944	216 468	38 399	525 917
9505100000	Articles for christmas festivities	211 433	845 064	972 239	3 423 786
9505900000	Festive,carnival/oth entertn.articlesincl conjuring tricks & novelty j	155 893	784 843	197 037	1 626 277
9506110000	Skis of snow-skis	0	2	0	83
9506190000	Other snow-ski equipment	11 390	58 333	40 146	273 784
9506210000	Sailboards	0	5 951	0	31 486
9506290000	Oth water-skis, surf-boards, sailboards& oth water-sport equipme	8 395	122 727	109 885	1 296 224
9506310000	Golf clubs, complete	6 048	52 296	126 069	3 141 542
9506320000	Balls for golf	3 348	48 904	29 884	775 511
9506390000	Other golf equipment	607	24 644	2 829	127 562
9506401000	Tables tennis	128 099	890 128	170 884	1 450 779
9506409000	Oth articles & equip for table-tennis	28 916	316 622	73 076	920 573
9506510000	Lawn-tennis rackets, whether/not strung	374	34 881	587	952 199
9506590000	Badminton or similar rackets, whether/not strung	29 861	613 156	146 069	1 925 790
9506610000	Lawn-tennis balls	54	92 761	40	277 967
9506620000	Inflatable balls	39 142	334 610	357 852	3 145 693
9506690000	Other balls	14 024	184 271	18 998	633 665
9506700000	Ice skates & roller skates, incl skatingboots with skates attached	45 115	282 335	88 869	784 085
9506910000	Artic and equip for general physicsexercise, gymnastics or athletic:	601 151	7 029 744	2 667 253	23 147 366
9506990010	Bows and arrows for archery; crossbows	0	2 328	0	32 261
9506990020	Nets, cricket pads and shin guards	6 792	124 177	40 327	384 223
9506990030	Shuttlecocks	12 341	49 550	79 865	230 424
9506990090	Other articles and equipment for generalphysical exercise	112 746	804 241	432 584	3 962 224
9507100000	Fishing rods	41 472	692 020	214 810	3 922 082
9507200000	Fish-hooks, whether/not snelled	153 902	760 627	311 256	3 599 894
9507300000	Fishing reels	42 213	535 826	255 052	1 996 621
9507900000	Oth fishing rods,hooks/ reels,oth heading92.08/97.05	11 454	118 267	190 115	1 252 729
9508100000	Travelling circuses and travellingmenageries	0	8 990	0	59 962
9508900000	Roundabouts,swings,shooting galleries&oth fairground amusemer	54 404	729 813	599 581	5 356 707
9601901010	Worked mother-of pearl/ tortoise- shell & articles of the foregoing	0	225	0	49 426
9601901090	Other worked mother-of pearl/tortoise-shell & articles of the fore:	0	400	0	15 556
9601909900	Other ornamental article	12	125	199	4 637
9602001000	Gelatin capsules for pharmaceuticalproducts	4 162	75 162	106 362	2 065 712
9602009000	Oth worked veget/ minerl carving material&articles of these mater	3 546	55 972	36 714	258 653
9603101000	Brushes consisting of twig/oth vegetablematerials bound together	52 026	242 359	44 996	442 023
9603102000	Brooms consisting of twig/oth vegetablematerials bound together	2 461	63 643	2 626	49 480
9603210000	Tooth brushes, incl dental-plate brushes	261 304	1 719 535	2 029 575	14 116 715
9603290000	Shaving brushes, hair brush, nail brush, eyelash & oth brush for use c	41 731	343 669	156 961	1 837 515
9603300000	Artists' brushes, writing brush & similarbrushes for the application c	16 617	458 159	317 925	2 669 662
9603400000	Paint, distemper, varnish/ similar brushes oth than 9603.30; Paint p	314 140	3 262 326	418 006	4 484 756
9603500000	Oth brushes constituting part of machine, appliances or vehicles	53 009	410 420	345 231	3 067 506
9603901000	Prepared knots and tufts for broom orbrush making	105 761	501 595	80 776	620 034
9603902000	Hand-operated mechanical floor sweepers, not motorised	31 827	279 062	59 417	940 249
9603904000	Other brushes	237 852	1 935 871	473 267	3 978 453
9603909000	Mops and feather dusters; squeegees (oththan roller squeegees)	836 391	7 090 903	1 551 052	15 213 188
9604001000	Hand sieves and hand riddles of metal	11 884	15 067	20 092	54 630
9604009000	Hand sieves and hand riddles of othermaterial	1 053	19 492	3 975	80 399
9605000000	Travel sets for personal toilet, sewingor shoe or clothes cleaning	1 947	61 801	3 421	324 426

I.3. IM POR M ENURUT KOM ODITI / IM PORT BY HS COM M ODITY
 *** OKTOBER / OKTOBER 2014 ***

H S	Uraian Komoditi Commodity Description	Berat Bersih / Net Weight (Kg)		Nilai / Value C.I.F (US\$)	
		Bulan ini Current Month	Kumulatif Cum..Jan. to date	Bulan ini Current Month	Kumulatif Cum..Jan. to date
9606101000	Press-fasteners, snap-fasteners andpress-studs and part therefor c	20 148	140 431	255 831	2 367 931
9606109000	Press-fasteners, snap-fasteners andpress-studs and part therefor c	101 338	608 330	895 340	7 516 119
9606210000	Buttons of plastics, not covered withtextile material	157 597	1 820 838	2 849 326	27 028 160
9606220000	Buttons of base metal, not covered withtextile material	89 953	1 016 678	1 736 718	15 954 461
9606290000	Other buttons	107 551	981 857	1 137 693	11 644 903
9606301000	Button moulds & other parts of buttons;button blanks, of plastics	1 698	32 137	36 149	748 238
9606309000	Button moulds & other parts of buttons;button blanks, of other m	26 866	78 910	147 969	916 593
9607110000	Slide fasteners fitted with chain scoopsof base metal	120 535	1 300 952	1 778 995	17 596 606
9607190000	Other slide fasteners	350 302	3 820 368	3 716 086	45 897 859
9607200000	Parts of slide fasteners	290 878	3 069 364	1 597 288	21 115 936
9608101000	Ball point pens of plastics	60 125	742 254	334 819	2 373 582
9608109000	Ball point pens of other materialOth. ball point pens of plastics	170 535	1 943 372	685 111	4 658 158
9608200000	Felt tipped & other porous-tipped pens and markers	69 903	768 876	243 927	2 113 381
9608301000	Indian ink drawing pens	1 925	16 815	2 088	23 785
9608309000	Oth fountain pens, stylograph pens andother pens	64 229	1 628 288	71 404	3 033 567
9608400000	Propelling or sliding pencils	45 373	255 138	151 493	838 492
9608500000	Sets of articles from two or more ofthe foregoing subheadings	8 415	141 962	12 737	232 523
9608601000	Refills for ball point pens, comprisingthe ball point & ink-reservoir c	28 289	72 648	73 787	269 639
9608609000	Refills for ball point pens, comprisingthe ball point & ink-reservoir c	10 096	164 810	193 971	1 645 938
9608919000	Pen nibs and nib points of oth material	21 272	215 320	288 461	2 431 737
9608991000	Duplicating stylos	1 867	7 215	7 410	21 843
9608999100	Parts of ball point pens of plastics	77 073	561 274	108 945	1 315 092
9608999900	Penholders,pencil-holders&similar holder;parts of ball point of oth	55 170	491 605	353 227	3 566 250
9609101000	Black pencils, with lead encased in a rigid sheath	46 837	1 042 626	63 915	2 205 259
9609109000	Crayons & oth pencils with lead encasedin a rigid sheath	96 033	1 153 037	167 768	2 724 321
9609200000	Pencil leads, black or coloured	99 866	1 186 566	165 757	6 193 632
9609901000	Slate pencils for school slates	116	137 394	2 439	562 618
9609903000	Pencils & crayons other than those ofsubheading 9609.10	37 479	650 781	51 653	1 031 134
9609909100	Writing or drawing chalks	5 280	22 787	4 722	41 808
9609909900	Pastels, drawing charcoals, tailors' cha and other pencils	34 582	677 430	75 293	1 321 839
9610001000	School slates, with writing or drawingsurfaces	7 730	25 484	24 612	72 322
9610009000	Boards and oth slates, with writing ordrawing surfaces	18 596	224 291	37 940	620 098
9611000000	Date, seal/ numbering stamps & the like,in the hand operatd;hand	23 796	156 242	74 034	921 848
9612101000	Ribbons of textile fabric	7 899	150 111	143 492	1 812 780
9612109000	Ribbons of other materials or similarribbons	82 139	936 486	2 352 424	11 832 039
9612200000	Ink-pads	23 429	100 564	94 197	428 132
9613101000	Pocket lighters, gas fuelled, non-refillable of plastics	750 364	7 683 947	1 127 101	14 290 892
9613109000	Pocket lighters, gas fuelled, non-refillable of other materials	0	28 300	0	63 320
9613201000	Pocket lighters, gas fuelled, refillableof plastics	106 095	953 805	313 194	1 663 596
9613209000	Pocket lighters, gas fuelled, refillableof other materials	2 421	17 247	77 015	510 190
9613801000	Piezo-electric lighters for stoves andranges	1 291	102 854	9 967	486 530
9613809000	Other lighters	7 576	46 759	114 046	1 043 248
9613901000	Refilled cartridge or oth receptaclespart of mechncl lighter,cont li	475	5 926	1 313	99 621
9613909000	Other parts of lighters	201 499	1 633 458	1 297 286	12 243 164
9614009000	Smoking pipes and cigar or cigaretteholder and parts thereof	11 277	20 252	17 175	101 500
9615112000	Combs, hair-slides and the likeof hard rubbers	11 462	128 178	25 514	281 539
9615113000	Combs, hair-slides and the likeof plastics	88 184	988 544	124 176	1 780 853
9615190000	Combs, hair-slides and the likeother than hard rubbers or plastics	282 333	2 719 488	361 231	4 460 037
9615901100	Decorative hair pins of aluminium	815	4 279	5 955	35 445
9615901200	Decorative hair pins of iron or steel	15 063	29 494	16 551	106 420
9615901300	Decorative hair pins of plastics	1 501	9 576	1 724	18 663
9615901900	Other decorative hair pinsOth. decorative hair pins	8 961	50 624	11 206	98 462
9615902100	Parts of combs, hair pins and the likeof aluminium	0	3 384	0	2 691
9615902200	Parts of combs, hair pins and the likeof iron or steel	0	98	0	1 374
9615902300	Parts of combs, hair pins and the likeof plastics	0	57	0	1 595
9615902900	Other parts of combs, hair pins,and the like	15 527	63 031	13 763	63 052
9615909100	Curling grips, hair-curlers and the likeof aluminium	1	11 782	1 602	405 435
9615909200	Curling grips, hair-curlers and the likeof iron or steel	855	19 828	14 140	105 728
9615909300	Curling grips, hair-curlers and the likeof plastics	0	354	0	7 566
9615909900	Other curling grips, hair-curlersand the like	99 632	338 126	131 188	583 559
9616101000	Scent sprays and similar toilet sprays	223 411	1 572 721	1 740 221	12 342 351
9616102000	Mounts and heads of scent spraysand similar toilet sprays	114 778	1 091 359	549 301	5 851 586
9616200000	Powder-puffs & pads for the applicationof cosmetics or toilet prep	21 531	385 051	567 304	5 217 020
9617001000	Vacuum flasks and other vacuum vessels	206 918	1 636 362	548 094	4 180 987

I.3. IMPOR MENURUT KOMODITI / IMPORT BY HS COMMODITY
***** OKTOBER / OKTOBER 2014 *****

HS	Uraian Komoditi Commodity Description	Berat Bersih / Net Weight (Kg)		Nilai / Value C.I.F (US\$)	
		Bulan ini Current Month	Kumulatif Cum.Jan. to date	Bulan ini Current Month	Kumulatif Cum.Jan. to date
9617002000	Parts of vacuum flasks or vacuum vessels	1 194	19 144	13 287	98 462
9618000000	Tailor' dummies, oth lay figure;automata& animated displ. shop w	19 597	219 333	189 310	1 752 779
9619001100	Disposable sanitary towel,tanpon,napkinwith an absorbent core of	66 462	377 742	182 463	1 069 399
9619001900	Oth disposable sanitary towel, tampons,napkins and napkinsliners	3 136 866	28 242 500	12 641 404	109 691 517
9619009910	Oth sanitary towel, tampons, napkins,with an absorbent core of w	0	154	0	1 143
9619009990	Oth sanitary towel, tampons, napkins,with an absorbent core of w	5	15 104	16	41 228
9701100000	Paintings, drawings and pastels,executedentirely by hand	1 627	69 238	19 976	799 231
9701900000	Colleges & similar decorative plaquesexecuted entirely by hand	140	69 990	25 514	452 834
9702000000	Original engravings, prints & lithograps	15	21 183	956	16 986
9703001000	Original sculptures & statuary of metalsculptures and statuary, in a	476	36 571	23 523	220 000
9703002000	Original sculptures & statuary of stonesculptures and statuary, in a	5 038	119 868	7 400	166 563
9703003000	Original sculptures & statuary of plasticsculptures and statuary, in a	166	8 806	2 069	61 231
9703004000	Original sculptures & statuary of woodsculptures and statuary, in a	0	35 698	0	49 159
9703005000	Original sculptures & statuary of claysculptures and statuary, in an	0	1 943	0	3 915
9703009000	Original sculptures & statuary of othersculptures and statuary, in a	643	28 834	1 494	214 552
9704000000	Postage/ revenue stamps, stamp postmark,first-day covers, stamp	0	17	0	1 528
9705000010	Collection and collectors pieces ofzoological interest	0	67	0	1 722
9705000090	Collection and collectors pieces ofother interest	0	4 801	0	16 315
9706000000	Antiques of an age exceeding one hundredyears	2 203	8 314	30 494	105 812
9801101000	Sedan of head 8703 with cylinder cap <1500 cc, incompletely knoc	1 068	1 150	17 332	63 516
9801102000	Oth vhcl of head 8703 with (4x2) systemincompletely knocked dov	282 327	6 088 666	5 981 626	86 104 864
9801103000	Oth vhcl of head 8703 with (4x4) systemincompletely knocked dov	1	1	1 313	1 313
9801201000	Vhcls of head 8704 with gross weight<=5 ton, incompletely knocke	5 641	495 596	66 728	6 061 817
9801202000	Vhcls of head 8704 with 5 ton < grossweight <= 24 ton, incmpltly k	3 292 945	43 055 553	30 673 460	413 478 275
9801203000	Vhcls of head 8704 with gross weight>24 ton,incmpltly knocked dc	2 990 717	29 756 885	30 982 118	284 960 089
9801302000	Vhcls of head 8702 with 5 tons < grosweight <= 24 ton, incmpltly k	249 764	5 777 358	1 962 420	48 632 206
9801303000	Vhcls of head 8702 with gross weight> 24 tons, incompletely knocl	0	3 280	0	31 578
9802100000	Rotary internal/ spark-ignition combustcomprsn-ignition pist engin	18	171 954	623	4 702 578
9802200000	Gear boxes, of incomplete knocked down	7 410	352 030	248 560	6 795 150
9802300000	Drive-axes, of incomplete knocked down	50 690	426 147	607 487	5 219 399
9803000000	Blank for motor vehicles component, madefrom base metal	100 223	3 946 928	549 776	15 816 084
TOTAL IMPORT		13 184 342 274	121 245 539 966	15 327 994 527	149 702 702 666

I.4. IM POR M ENURUT NEGARA ASAL / *IM PORT BY COUNTRY OF ORIGIN*
 *** OKTOBER / *OKTOBER 2014* ***

Country Code	Negara Asal Country of origin	Berat bersih / <i>Net weight (Kg)</i>		Nilai / <i>Value C.I.F (U S \$)</i>	
		Bulan ini <i>Current month</i>	Kumulatif <i>Cum. Jan. to date</i>	Bulan ini <i>Current month</i>	Kumulatif <i>Cum. Jan. to date</i>
111	JP Japan	379 536 378	3 796 094 898	1 511 640 847	14 555 662 280
112	HK Hong Kong	49 119 733	370 019 838	186 811 762	1 548 919 895
113	KP Korea, Democratic People'S Republic	100 362	1 146 039	108 412	1 423 011
114	KR Korea, Republic Of	620 733 230	6 567 980 731	1 026 326 432	9 636 410 500
115	TW Taiwan	140 457 919	1 416 494 345	331 510 842	3 154 498 433
116	CN China	1 478 865 242	12 952 305 091	2 540 620 119	25 045 054 782
117	MN Mongolia	59	62 140 592	8 353	19 203 823
118	MO Macau	156 869	1 111 826	1 019 779	7 085 185
120	PG Papua New Guinea	1 943 225	16 421 237	3 061 742	24 958 788
121	TH Thailand	623 139 898	6 605 701 149	799 601 158	8 289 490 183
122	SG Singapore	1 991 585 740	16 258 234 779	2 415 173 347	21 376 509 938
123	PH Philippines	50 587 968	454 340 762	70 230 237	595 388 618
124	MY Malaysia	995 135 271	8 123 093 591	1 026 752 874	9 073 345 115
125	MM Myanmar (Form. Burma)	2 754 007	82 001 659	7 964 219	107 631 146
126	KH Cambodia	128 234	6 376 307	1 514 752	17 180 772
127	BN Brunei Darussalam	122 215	733 905 013	265 007	591 340 794
128	LA Lao People'S Democratic Republic	133 666	8 941 558	786 651	51 122 542
129	NP Nepal	84	2 711	1 615	23 842
130	BT Bhutan	0	1	0	5
131	VN Viet Nam	347 063 592	3 209 685 738	261 157 490	2 761 749 111
132	MV Maldives	0	113	0	185
133	IN India	164 440 911	3 895 267 337	268 844 582	3 420 539 546
134	PK Pakistan	15 479 340	108 574 334	16 095 631	121 020 526
135	BD Bangladesh	3 050 350	40 701 507	5 465 873	62 623 411
136	LK Sri Lanka	2 309 810	39 255 655	3 597 278	40 534 042
137	AF Afghanistan	19 050	91 163	40 655	184 646
138	ID Indonesia	2 685 437	23 679 850	17 711 561	147 509 415
141	IQ Iraq	24	135 073	2 762	337 537
142	IR Iran (Islamic Republic Of)	4 075 931	44 255 717	2 365 184	28 912 497
143	SA Saudi Arabia	762 753 831	6 245 161 591	617 413 521	5 576 397 118
144	IL Israel	48 324	639 367	883 288	11 481 093
145	KW Kuwait	144 360 301	1 364 265 510	114 109 597	1 248 436 271
146	JO Jordan	44 802 724	726 403 173	6 013 786	127 902 657
148	LB Lebanon	58 711	8 051 972	208 268	3 123 789
149	PN Palestina	0	9 468	0	108 238
151	YE Yemen	0	3 943 823	0	1 692 860
152	OM Oman	31 963 862	361 110 454	24 814 108	170 536 507
153	SY Syria Arab Republic	9 870	191 359	21 050	827 482
154	TR Turkey	20 562 390	1 116 692 614	26 927 085	994 601 391
155	AE United Arab Emirates	184 159 083	1 539 581 157	167 546 608	1 480 088 107
156	QA Qatar	116 562 809	1 454 511 770	100 128 620	1 363 850 993
157	BH Bahrain	26 698 694	140 465 390	25 452 813	142 373 079
158	CY Cyprus	561 528	7 015 709	158 168	2 128 313
159	OD Oth. West Asia	1	40 088	214	99 521
211	EG Egypt	62 476 247	960 015 550	6 037 081	124 707 964
212	LY Libyan Arab Jamahiriya	1	143	1 740	16 386
213	MA Morocco	49 497 540	338 231 185	15 176 882	117 280 325
214	TN Tunisia	1 787 521	13 516 124	1 256 857	19 486 364
215	DZ Algeria	265 914	337 959 099	63 058	299 465 199
216	SD Sudan	88 419	592 645	64 674	564 577
217	ER Eritrea	0	787	0	15 677
218	LS Lesotho	0	57 260	0	798 252
219	NA Namibia	99 418	566 242	261 159	950 195
220	EH Western Sahara	13	21	456	2 640
221	ET Ethiopia	2 096 490	26 990 965	1 841 684	22 084 018
222	TZ Tanzania, United Republic Of	1 099 767	7 523 026	1 705 879	16 213 731
223	MG Madagascar	64 663	6 532 422	610 282	5 921 805
224	SO Somalia	0	716	0	76 680
225	KE Kenya	293 796	9 449 448	812 044	7 795 976
226	RE Reunion	18	7 653 876	1 622	1 752 100
227	MZ Mozambique	2 125 300	23 106 495	3 459 088	24 383 322
228	BW Botswana	0	227	0	2 585
229	GQ Equatorial Guinea	0	1	0	6

I.4. IMPOR MENURUT NEGARA ASAL / IMPORT BY COUNTRY OF ORIGIN
***** OKTOBER / OKTOBER 2014 *****

Country Code	Negara Asal Country of origin	Berat bersih / Net weight (Kg)		Nilai / Value C.I.F (U S \$)	
		Bulan ini Current month	Kumulatif Cum. Jan. to date	Bulan ini Current month	Kumulatif Cum. Jan. to date
230	TG Togo	741 210	7 325 303	555 945	9 977 312
231	GH Ghana	330 375	9 176 036	917 029	27 727 189
232	LR Liberia	203	10 874	1 253	107 876
233	GN Guinea	75 970	361 145	270 377	954 143
234	AO Angola	10 375	256 285 414	284 377	209 091 070
235	CG Congo	63 687	724 244	71 244	697 008
236	CM Cameroon	1 564 050	16 521 602	3 490 087	33 229 971
237	NG Nigeria	257 834 673	3 200 826 233	200 384 119	2 705 487 382
238	SL Sierra Leone	18	3 987	423	296 316
239	GA Gabon	50 571	245 996	103 039	422 623
240	CI Cote D'Ivoire	9 715 115	63 736 893	29 334 193	171 461 607
241	SN Senegal	513 467	3 268 242	188 855	3 997 265
242	MR Mauritania	345 340	545 518	553 408	881 951
243	ML Mali	854 736	26 604 547	1 704 434	54 700 600
244	BJ Benin	2 408 086	14 555 782	3 498 627	27 753 243
245	BF Burkina Faso	1 757 513	30 264 225	3 321 317	59 603 722
246	GW Guinea Bissau	0	592	0	62 550
247	GM Gambia	0	550	0	14 317
248	VI U.S. Virgin Islands	0	7 588	0	55 576
249	SC Seychelles	80 667	577 231	657 066	2 150 055
251	UG Uganda	0	4 534 672	0	10 428 490
252	CF Central African Republic	451 202	7 043 542	797 123	14 427 717
253	NE Niger	158	77 789	5 494	171 967
254	TD Chad	1 000	3 077 122	2 900	6 159 523
255	DJ Djibouti	0	512 000	0	263 720
256	SH Saint Helena	20	1 368	399	20 550
257	ST Sao Tome And Principe	0	358	0	20 342
260	SZ Swaziland	2 151	89 754	68 379	2 130 157
261	ZA South Africa	70 107 357	606 113 704	53 060 184	420 438 724
262	ZW Zimbabwe	1 030 254	3 435 285	7 010 061	17 362 644
263	ZM Zambia	389 945	5 644 179	661 535	11 561 156
264	MW Malawi	306 298	1 593 707	610 632	5 633 719
265	KM Comoros	0	587	0	6 963
266	BI Burundi	0	20 624	0	45 392
267	MU Mauritius	103 812	1 354 811	616 646	3 948 658
268	RW Rwanda	0	197	0	1 346
269	ZR Zaire	0	48 640 718	0	38 560 069
298	VG Virgin Islands (British)	46 561	988 052	167 882	2 517 180
299	OF Other Africa	0	56	0	9 034
311	AU Australia	1 492 983 467	11 643 275 640	540 685 173	4 754 125 074
312	NZ New Zealand	48 927 822	526 392 074	58 960 711	724 301 460
318	FM Micronesia, Federated States Of	220	1 406	959	5 986
319	GU Guam	0	42	0	15 188
321	NR Nauru	138	12 758	6 576	72 929
322	NC New Caledonia	129 361	1 045 635	46 596	459 834
323	NU Niue	0	115	0	3 977
326	VU Vanuatu	0	237 979	0	124 834
329	ON Oth.Oceania	0	168	0	27 102
331	AS American Samoa	328 561	3 857 582	1 625 360	11 706 059
332	CK Cook Islands	0	43 713	0	292 245
333	FJ Fiji	695 510	4 119 375	364 999	2 536 688
334	KI Kiribati	0	761	0	3 462
335	MH Marshall Islands	0	1 137 086	0	2 961 122
336	WS Samoa	189 000	427 659	523 908	2 066 677
337	SB Solomon Islands	210 000	1 218 841	705 557	3 075 536
338	TO Tonga	98	545	600	3 001
339	TV Tuvalu	0	85	0	1 878
340	CX Christmas Islands	13 800 056	70 550 056	1 840 613	9 689 513
341	UM United States Minor Outlying Island	0	10	0	128
342	CC Cocos (Keeling) Islands	0	260	0	606
343	TK Tokelau	111	18 647	227	34 981
391	TL East Timor	11 564	622 970	17 873	202 294
411	US United States	502 010 112	5 598 123 137	695 016 761	6 938 646 921

I.4. IM POR M ENURUT NEGARA ASAL / IM PORT BY COUNTRY OF ORIGIN
***** OKTOBER / OKTOBER 2014 *****

Country Code	Negara Asal Country of origin	Berat bersih / Net weight (Kg)		Nilai / Value C.I.F (U S \$)		
		Bulan ini Current month	Kumulatif Cum. Jan. to date	Bulan ini Current month	Kumulatif Cum. Jan. to date	
412	CA	Canada	390 647 985	3 296 246 168	152 390 857	1 566 389 211
421	MX	Mexico	3 166 074	86 682 099	10 470 087	159 996 486
422	GT	Guatemala	492 068	1 003 250	144 490	713 450
423	HN	Honduras	5 797	601 133	94 847	622 740
424	NI	Nicaragua	392	8 518	4 388	154 055
425	PA	Panama	8 828 110	41 207 879	6 298 621	39 228 221
426	CJ	Cuba	21 691	79 782	283 857	1 786 277
427	CB	Curacao	0	99	0	945
428	SR	Suriname	0	28	0	788
431	CL	Chile	12 320 045	126 870 069	21 183 531	209 372 937
432	VE	Venezuela	18 524	21 685	219 488	339 987
433	AR	Argentina	241 347 238	2 191 079 872	130 686 905	1 202 068 600
434	BR	Brazil	807 084 621	4 062 659 475	307 012 146	2 154 868 771
435	CO	Colombia	198 794	2 014 722	754 396	5 848 148
436	BO	Bolivia	1 114	5 913	5 864	95 221
437	UY	Uruguay	1 705 614	61 088 103	1 402 284	35 522 003
438	PY	Paraguay	15 850 280	89 831 506	8 154 963	52 232 703
441	EC	Ecuador	350 339	9 250 550	1 173 874	30 721 418
442	PE	Peru	21 907 982	126 349 391	6 549 490	52 669 693
444	TT	Trinidad And Tobago	112 670	1 701 415	50 954	999 699
445	BS	Bahamas	6	1 031	113	9 498
446	JM	Jamaica	161 332	1 411 719	261 971	1 923 196
447	PR	Puerto Rico	282 798	363 197	2 488 478	13 630 314
448	BZ	Belize	57 952	401 300	446 758	3 017 811
449	DO	Dominican Republic	5 417 835	14 385 448	2 359 606	8 742 514
450	SV	El Salvador	6	76 408	416	187 845
451	CR	Costa Rica	99 770	1 325 938	908 591	3 695 628
452	HT	Haiti	558	247 725	7 874	110 641
453	BB	Barbados	2	99	401	10 797
454	AG	Antigua And Barbuda	2	37 789	65	289 396
455	AI	Anguilla	151 071	989 516	571 049	3 707 894
456	AW	Aruba	0	3	0	565
457	BM	Bermuda	7 485	45 934 790	204 864	38 214 037
458	CV	Cape Verde	0	177	0	2 694
459	KY	Cayman Islands	0	705	0	9 569
460	DM	Dominica	396	529 321	8 868	245 573
462	GF	French Guiana	0	4	0	236
463	PF	French Polynesia	0	1 459 601	0	253 683
464	GL	Greenland	0	99 018	0	350 092
465	GD	Grenada	0	1 325	0	373 023
467	AN	Netherlands Antilles	0	73 034	0	663 724
468	NF	Norfolk Islands	0	8 130	0	164 521
469	LC	Saint Lucia	6	72	639	5 314
511	GB	United Kingdom	19 549 608	328 859 885	72 195 640	768 239 710
512	NL	Netherlands	28 741 151	257 867 100	72 878 054	729 953 881
513	FR	France	23 995 130	279 735 478	91 343 977	1 155 064 479
514	DE	Germany, Fed. Rep. Of	78 233 551	688 150 314	378 611 358	3 493 511 186
515	AT	Austria	4 013 209	33 771 168	26 760 748	286 081 916
516	BE	Belgium	26 816 092	241 958 302	47 763 659	498 280 754
517	CH	Switzerland	1 555 288	24 144 102	53 667 270	501 830 482
518	LU	Luxembourg	60 050	1 690 857	539 544	5 245 445
519	GI	Gibraltar	0	1	0	86
520	MC	Monaco	2 172	14 465	117 942	634 213
521	DK	Denmark	1 298 798	27 274 992	13 904 685	140 721 711
522	NO	Norway	24 765 725	176 165 208	25 769 608	151 051 684
523	SE	Sweden	23 015 588	201 208 268	50 299 369	575 994 279
524	FI	Finland	4 689 940	49 962 594	38 075 613	476 625 547
525	IE	Ireland	1 500 617	21 923 813	8 551 891	82 981 462
526	IT	Italy	17 970 891	295 700 465	135 262 641	1 489 821 612
527	ES	Spain	6 102 893	80 311 126	29 884 861	435 089 384
528	PT	Portugal	189 795	18 451 724	2 631 841	46 553 600
529	IS	Iceland	7	444 462	362	1 199 107
530	MS	Montserrat	0	2 080	0	3 667

I.4. IM POR M ENURUT NEGARA ASAL / IMPORT BY COUNTRY OF ORIGIN
***** OKTOBER / OKTOBER 2014 *****

Country Code	Negara Asal Country of origin	Berat bersih / Net weight (Kg)		Nilai / Value C.I.F (U S \$)	
		Bulan ini Current month	Kumulatif Cum. Jan. to date	Bulan ini Current month	Kumulatif Cum. Jan. to date
531	GR Greece	11 420 577	99 887 527	7 256 495	76 747 396
532	VA Vatican City State (Holy See)	0	64 887	0	100 895
533	AD Andorra	13 309 626	21 078 004	10 200 000	18 656 489
534	LI Liechtenstein	412	13 881	22 977	483 598
540	CD Democratic Republic Of The Congo	0	874 993	0	2 090 052
542	HU Hungary	2 811 279	5 715 462	4 007 106	54 722 282
543	PL Poland	3 098 056	43 881 181	12 895 753	117 543 228
544	RO Romania	1 766 000	5 755 151	2 346 023	22 641 608
545	BG Bulgaria	22 043 677	58 746 592	8 606 805	41 003 390
548	AL Albania	730	378 732	15 523	741 609
549	AM Armenia	129	16 916	4 321	244 289
550	AZ Azerbaijan	226 697 687	2 502 604 199	168 875 754	2 078 215 077
551	BY Belarus	55 258 066	552 541 966	17 792 728	163 267 376
552	KZ Kazakhstan	796 379	8 851 980	2 020 609	21 004 368
553	KG Kyrgyzstan	6 562	236 631	47 165	592 509
554	MD Moldova, Republic Of	13 570 590	39 206 673	3 674 582	11 446 241
555	TJ Tajikistan	45	200	825	6 849
556	TM Turkmenistan	281	26 126	7 931	178 635
557	UA Ukraine	116 825 140	624 466 849	37 578 615	280 549 530
558	UZ Uzbekistan	535	895 844	11 431	4 757 861
559	LT Lithuania	312 122	12 035 544	618 435	7 357 180
560	LV Latvia	72 832	1 622 043	142 432	1 561 079
561	EE Estonia	108 697	637 664	209 802	2 433 354
562	GE Georgia	25 901	435 689	142 630	5 977 475
563	HR Croatia	140 959	4 629 211	178 797	10 234 058
564	BA Bosnia And Herzegovina	199 058	19 636 699	426 569	15 907 941
565	MT Malta	255 520	1 976 936	75 518	1 690 863
566	SK Slovakia	157 973	1 562 751	901 089	9 858 407
567	SI Slovenia	180 856	1 441 754	880 212	10 421 213
568	CZ Czech Republic	10 880 178	87 435 848	16 436 098	147 703 560
569	GS South Georgia And The South Sa	0	25	0	370
570	MK Rep. Of Macedonia	274	602 895	4 042	4 713 546
571	FO Faeroe Islands	0	24 540	0	161 736
572	RU Russia Federation	197 524 999	2 572 932 678	107 762 365	1 417 680 034
573	RS Serbia	5 455	142 072	670 329	7 320 461
574	ME Montenegro	3	50	31	1 573
TOTAL IMPORT		13 184 342 274	121 245 539 966	15 327 994 527	149 702 702 666

I.5. IM POR M ENURUT PROPINSI DAN PELABUHAN BONGKAR
IM PORT BY PROVINCE AND PORT OF IM PORTATION
***** OKTOBER / OKTOBER 2014 *****

Kode Pelabuhan Bongkar <i>Port of Importation</i>	Berat bersih / <i>Net weight (Kg)</i>		Nilai / <i>Value C.I.F (U S \$)</i>	
	Bulan ini <i>Current month</i>	Kumulatif <i>Cum. Jan. to date</i>	Bulan ini <i>Current month</i>	Kumulatif <i>Cum. Jan. to date</i>
ACEH	11 865 416	153 195 753	2 314 959	31 057 428
101 IDSBG ACEH - SABANG	0	360 031	0	617 553
102 IDOLO ULEE LHEJUE	0	12 960	0	11 026
104 IDLSW LHOK SEUM AWE	393 052	2 739 185	374 552	6 265 798
110 IDSIN SINABANG	0	770 000	0	542 850
115 IDBTJ BLANG BINTANG (U)	518	518	9 540	9 540
117 IDKRU KRUENG R. MALAHAYATI	3 221 846	28 592 771	1 783 604	15 902 982
118 IDKLS KUALA LANGSA	0	2 165 288	0	3 542 694
119 IDLHK LHOK NGA	8 250 000	118 555 000	147 263	4 164 985
SUM ATERA UTARA	594 283 797	6 128 659 915	408 090 750	4 246 790 928
002 IDKNO KUALA NAMU (U)	27 178	2 312 213	1 560 693	20 648 249
143 IDTPR TANJUNG PURA	0	2 800	0	5 600
144 IDBLW BELAWAN	524 534 826	5 539 078 707	382 113 334	4 017 704 570
145 IDTJB TANJUNG BALAI ASAHAN	2 457 663	22 910 269	1 096 048	9 985 811
165 IDPTE PULAU TELLO	0	16 851	0	60 548
166 IDMES MEDAN / POLONIA (U)	11 130	252 688	165 568	7 641 629
167 IDMDN MEDAN (PTT)	0	861	0	8 197
170 IDKTJ KUALA TANJUNG	67 253 000	564 085 526	23 155 107	190 736 324
SUM ATERA BARAT	185 310 965	1 185 166 877	99 417 315	887 739 242
191 IDTBY PADANG/ TL.BAYUR	185 310 965	1 185 166 081	99 417 315	887 663 652
192 IDPDG PADANG / TABING (U)	0	796	0	75 590
RIAU	267 326 794	2 278 958 338	131 378 336	1 476 821 484
225 IDDUM DUMAI	141 664 585	1 372 583 339	63 832 260	643 948 026
228 IDBLS BENGKALIS	376 526	2 692 102	245 442	1 606 661
230 IDSPA SELAT PANJANG	32 937	275 663	25 600	1 494 032
231 IDSSI SIAK SRI INDRAPURA	8 479	801 587	175 642	996 989
233 IDPEK PEKANBARU (RUMBAI)	2 133 534	10 906 343	1 589 906	9 117 059
235 IDSUQ SUNGAI GUNTUNG	3 900	4 720 536	3 799	17 006 623
242 IDTEM TEMBILAHAN	528 245	5 669 242	1 311 719	16 525 856
243 IDKEN KUALA ENOK	0	621	0	46 525
244 IDRGA RENGAT	0	6 020 896	0	56 043 316
261 IDPKU SIM PANG TIGA (U)	1 856	51 211	102 493	75 814 825
273 IDPAK PEKAN BARU	3 726 334	55 400 380	14 210 774	146 296 798
277 IDBUN BUATAN	10 598 112	57 520 144	2 874 182	18 247 005
278 IDPWG PERAWANG, SUMATRA	108 252 286	762 316 274	47 006 519	489 677 769
JAM BI	14 752 514	121 431 089	9 107 843	180 022 452
291 IDKTK KUALA TUNGKAL	11 928 252	106 471 969	7 212 071	163 031 259
292 IDMSA MUARA SABAK	2 756 556	12 950 655	1 529 889	7 356 577
293 IDDJM JAMBI	67 706	2 008 465	365 883	9 634 616
SUM ATERA SELATAN	96 438 219	762 061 491	92 370 053	548 352 474
326 IDPLA PALEM BANG - PLAJU	1 967 600	9 383 803	1 582 896	7 579 390
334 IDPLM SM. BADARUDDIN (U)	886	77 558	307 757	1 316 667
340 IDMRI MUSI RIVER/ BOOM BARU	94 469 733	752 600 130	90 479 400	539 456 417
BENGGULU	6 203 145	60 460 031	1 450 549	10 337 385
361 IDBKU BENGKULU	6 203 145	60 459 853	1 450 549	10 323 732
362 IDBTN BINTUHAN	0	178	0	13 653
LAM PUNG	372 197 104	3 876 323 774	230 925 742	2 979 068 764
364 IDKTA KOTA AGUNG	91 446 140	1 355 032 596	73 247 410	1 228 371 118
395 IDRJG PANJANG	280 750 964	2 521 291 178	157 678 332	1 750 697 646
KEPULAUAN BANGKA BELITUNG	4 991 824	35 540 493	3 999 743	47 194 034
322 IDBLI BLINJU-BANGKA	1 040 360	5 185 110	858 297	5 910 722
323 IDPGX PANGKAL BALAM	2 896 542	23 339 903	1 639 077	30 985 998
328 IDTPD TANJUNG PANDAN	1 054 922	5 304 907	1 502 369	9 242 182
339 IDBLJ BELINJU	0	1 710 573	0	1 055 132

I.5. IM POR M ENURUT PROPINSI DAN PELABUHAN BONGKAR
IM PORT BY PROVINCE AND PORT OF IM PORTATION
***** OKTOBER / OKTOBER 2014 *****

Kode Pelabuhan Bongkar <i>Port of Importation</i>	Berat bersih / <i>Net weight (Kg)</i>		Nilai / <i>Value C.I.F(U S \$)</i>	
	Bulan ini <i>Current month</i>	Kumulatif <i>Cum. Jan. to date</i>	Bulan ini <i>Current month</i>	Kumulatif <i>Cum. Jan. to date</i>
KEPULAUAN RIAU	464 919 367	4 521 519 065	875 760 006	9 226 532 585
248 IDTBK TANJUNG BALAI KARIM UN	7 219 458	69 612 183	13 076 479	263 497 690
249 IDPSS PULAU SAMBU	1 510 000	55 331 000	18 395 000	223 446 159
250 IDTAN TANJUNG UBAN	234 671 143	1 868 441 098	204 332 047	1 769 516 338
251 IDTPN TANJUNG PINANG	436 384	5 142 543	908 837	9 297 488
252 IDTER TEREM PA	4 461	6 551 987	7 060	73 213 217
256 IDMOR MORO SULIT	16 891	83 887	66 746	245 283
258 IDBTU BATU AMPAR	117 531 798	1 247 249 873	346 607 960	3 627 288 035
260 IDDAS SINGKEP - DABO	0	163 000	0	850 000
262 IDTNJ KIJANG (U)	0	9 487	0	13 730
263 IDPAS PASIR PANJANG	146	477 108	13 483	4 407 168
265 IDSKP SEKUPANG	25 997 322	285 606 395	212 354 482	2 183 390 865
267 IDKAB KABIL/ PANAU	77 416 692	981 965 058	49 487 460	815 668 246
271 IDBTH HANG NADIM (U)	115 072	885 446	30 510 452	255 698 366
DKI JAKARTA	3 243 779 572	29 464 353 145	7 385 708 537	71 011 451 840
431 IDTPP TANJUNG PRIOK	3 229 334 988	29 319 382 405	6 353 972 656	60 995 153 009
432 IDKLB KALIBARU	0	10 025 432	0	14 735 777
433 IDJKT JAKARTA / PASAR IKAN	3 667 776	38 066 406	15 330 854	144 251 964
434 IDCGK SOEKARNO-HATTA (U)	10 657 655	95 777 235	1 004 686 158	9 729 438 125
436 IDHLP HALIM PERDANA KUSUMA (U)	119 153	1 101 667	11 718 869	127 872 965
JAWA BARAT	212 257 555	1 847 652 712	166 673 810	1 449 196 142
463 IDCBN CIREBON/ PENGGUNG (U)	11 140 879	231 371 538	1 276 267	34 602 254
466 IDBDO HUSEIN SASTRANEGARA	63 216	398 880	545 036	3 837 846
467 IDBLG BALONGAN	201 053 460	1 615 849 447	164 852 507	1 410 679 285
468 IDBND GEDE BAGE-BANDUNG (PTT)	0	32 847	0	76 757
JAWA TENGAH	1 097 457 046	12 819 988 773	1 200 438 435	13 309 442 180
494 IDTES TANJUNG EMAS	389 965 882	3 510 650 978	590 877 315	4 937 147 926
495 IDXCP CILACAP	703 755 242	9 289 473 856	600 914 202	8 345 447 513
496 IDSRG ACHMAD YANI (U)	46 196	353 561	983 488	5 449 451
497 IDSMR SEM ARANG (PTT)	3 687 522	19 487 661	7 578 145	20 605 296
498 IDSOC JEBRES/ ADI SUM ARMO	2 204	22 717	85 285	791 994
DI YOGYAKARTA	2 404	25 379	59 018	788 533
531 IDJOG ADI SUCIPTO (U)	2 404	25 379	59 018	788 533
JAWA TIM UR	2 667 874 033	25 192 840 093	2 256 027 081	21 261 944 161
561 IDTUB TUBAN	537 343 133	3 919 257 872	553 276 312	3 601 496 411
562 IDGRE GRESIK	367 747 492	4 471 812 090	114 837 092	1 192 391 359
563 IDTPE TANJUNG PERAK	1 633 439 736	15 545 136 063	1 432 946 262	14 885 397 068
564 IDPAZ PASURUAN	0	149	0	4 970
566 IDPRN PANARUKAN	94 705 346	823 724 781	74 700 622	728 076 654
567 IDBJU BANYUWANGI	30 845 647	417 331 364	28 300 400	388 320 918
576 IDKLG KALIANGET	2 635 380	3 218 567	4 029 600	5 316 400
587 IDSUB JUANDA (U)-SURABAYA	773 225	8 213 293	46 554 012	449 077 820
588 IDSUR SURABAYA (PTT)	384 074	4 145 914	1 382 781	11 862 561
BANTEN	2 553 099 269	19 528 963 445	1 179 507 330	10 062 556 301
461 IDMRK MERAK	874 240 306	7 661 913 058	724 395 371	5 767 297 772
471 IDTLN TANJUNG LENENG	189 715 316	1 354 759 677	177 995 340	1 373 065 583
473 IDCGD CIGADING	1 489 143 647	10 512 290 710	277 116 619	2 922 192 946
BALI	15 225 740	85 361 871	28 369 906	298 252 708
613 IDBOA BENOA/ LOLOAN	9 005 599	29 221 100	20 052 310	100 437 045
618 IDCBW CELUKAN BAWANG	5 767 860	53 244 892	1 285 658	129 901 277
620 IDDPS NGURAH RAI (U)	452 281	2 895 879	7 031 938	67 914 386
NUSA TENGGARA BARAT	15 744 002	106 718 151	7 101 558	98 140 230
655 IDBMU BIMA	1 185 457	23 049 143	3 897 893	82 061 439
660 IDLEM LEMBAR	13 071 163	68 243 163	2 336 715	6 860 659
663 IDBDS BADAS SUM BAWA	1 487 382	8 699 203	866 950	5 289 773
665 IDLKS LOMBOK	0	6 726 642	0	3 928 359

I.5. IM POR M ENURUT PROPINSI DAN PELABUHAN BONGKAR
IM PORT BY PROVINCE AND PORT OF IM PORTATION
***** OKTOBER / OKTOBER 2014 *****

Kode Pelabuhan Bongkar <i>Port of Importation</i>	Berat bersih / <i>Net weight (Kg)</i>		Nilai / <i>Value C.I.F (U S \$)</i>	
	Bulan ini <i>Current month</i>	Kumulatif <i>Cum. Jan. to date</i>	Bulan ini <i>Current month</i>	Kumulatif <i>Cum. Jan. to date</i>
NUSA TENGGARA TIM UR	11 868 362	85 335 848	12 384 441	30 660 710
683 IDM OF MAUMERE	0	2 999 612	0	2 019 440
685 IDWGP WAINGAPU	0	3 499 804	0	2 259 763
686 IDATA ATAPUPU	0	510 338	0	106 015
693 IDTEN TENAU	11 868 362	78 326 094	12 384 441	26 275 492
KALIMANTAN BARAT	41 859 021	586 374 208	25 460 231	406 135 935
714 IDPON PONTIANAK	38 845 521	536 060 837	25 077 516	356 017 640
715 IDKTG KETAPANG K. BARAT	0	3 173 741	0	8 779 887
721 IDKDW KENDAWANGAN	0	12 582 889	0	27 517 407
722 IDPNK SUPADIO (U)	0	1 412	0	3 334 900
723 IDTKA TELOK AIR	3 013 500	6 446 700	382 715	1 198 267
724 IDSTT SINTETE	0	25 886 619	0	5 958 884
726 IDENT ENTIKONG	0	2 222 010	0	3 328 950
KALIMANTAN TENGAH	4 686 868	51 168 415	8 545 203	89 656 785
742 IDSUK SUKAMARA	0	552 785	0	2 474 178
744 IDKUM KUMAI	3 144 170	18 953 061	1 894 358	23 121 937
746 IDSMQ SAM PIT	1 526 890	24 606 268	6 283 049	27 083 701
750 IDPPS PULANG PISAU	15 808	7 056 301	367 796	36 976 969
KALIMANTAN SELATAN	114 896 227	2 081 145 214	130 868 296	2 026 518 752
771 IDBAN BANJARMASIN	16 863 045	189 679 299	41 795 287	297 292 092
773 IDKTB KOTABARU	98 033 182	1 891 464 240	89 073 009	1 729 116 932
777 IDBDJ SAM SUDIN NOOR (U)	0	1 675	0	109 728
KALIMANTAN TIM UR	883 058 224	7 754 802 519	766 595 081	7 297 667 857
803 IDBPP BALIKPAPAN	749 362 624	5 950 732 372	664 933 441	5 642 763 484
805 IDSRD SAMARINDA	47 950 179	423 132 423	45 428 376	463 445 588
806 IDTRD TANJUNG REDEP	0	6 445 232	0	4 687 424
807 IDTJS TANJUNG SELOR	4 335 213	73 088 807	664 634	2 533 579
808 IDLIN LINGKAS TARAKAN	26 892 400	184 423 220	3 896 929	30 313 357
809 IDNXX NUNUKAN	25 407 700	180 175 596	592 227	10 096 462
810 IDTGR PASIR/TANAH GROGOT	0	1 246 722	0	13 535 878
812 IDBYQ BUNYU	0	3 500 000	0	29 064
813 IDTSG TANJUNG SANGATA	4 069 839	554 233 159	15 574 979	615 049 471
814 IDBPN SEPINGGAN (U)	263 976	2 453 867	17 787 650	188 259 207
815 IDTRK TARAKAN (U)	6 400	6 400	589 577	589 577
817 IDBTG BONTANG	24 769 893	346 906 818	17 127 268	312 644 781
819 IDJUA JUATA TARAKAN	0	5 507 526	0	67 176
822 IDADB ADANG BAY	0	464 467	0	412 190
996 IDBEJ BERAU	0	22 485 910	0	13 240 619
SULAWESI UTARA	1 821 515	59 901 141	5 359 814	98 236 329
832 IDAMU AMURANG	0	1 181	0	26 466
834 IDMND MANADO	0	1 917	0	53 633
835 IDBIT BITUNG	1 813 973	59 714 845	4 439 320	94 226 702
839 IDNAH NAHA (U) - SULUT	0	1 332	0	27 373
840 IDPET PETTA	0	138 322	0	31 283
843 IDMDC SAM RATULANGI (U)	7 542	43 544	920 494	3 870 872
SULAWESI TENGAH	64 131 404	127 062 132	41 226 016	131 535 559
867 IDPSJ POSSO	47 591 054	84 657 612	31 938 041	92 159 338
868 IDLUW LUWUK	0	27 975	0	751 125
877 IDPAT PANTOLOAN	16 540 350	42 376 545	9 287 975	38 625 096
SULAWESI SELATAN	73 285 012	1 123 600 665	44 679 443	689 247 818
892 IDPAP PARE-PARE	1 850 739	21 541 110	1 101 190	13 073 857
893 IDUJU UJUNG PANDANG	53 698 410	855 836 415	28 725 622	481 313 561
897 IDMLI MALILI, SULAWESI	17 731 853	246 202 987	14 797 370	190 241 238
904 IDUPG HASANUDDIN (U)	4 010	20 153	55 261	4 619 162
SULAWESI TENGGARA	81 294 457	394 266 426	84 514 211	481 197 867
921 IDBUW BAU-BAU	80 742 989	360 685 181	74 650 961	375 305 283
922 IDKDR KENDARI	0	15 092 197	0	14 027 230

I.5. IM POR M ENURUT PROPINSI DAN PELABUHAN BONGKAR
IM PORT BY PROVINCE AND PORT OF IM PORTATION
***** OKTOBER / OKTOBER 2014 *****

Kode Pelabuhan Bongkar <i>Port of Importation</i>	Berat bersih / <i>Net weight (Kg)</i>		Nilai / <i>Value C.I.F (U S \$)</i>	
	Bulan ini <i>Current month</i>	Kumulatif <i>Cum. Jan. to date</i>	Bulan ini <i>Current month</i>	Kumulatif <i>Cum. Jan. to date</i>
923 IDKOL KOLAKA	0	11 846 665	0	2 976 450
925 IDPUM POMALAA	551 468	6 642 383	9 863 250	88 888 904
GORONTALO	5 048 190	95 682 914	1 007 915	49 782 313
841 IDGOR GORONTALO	1 000 000	91 634 724	595 000	49 369 398
845 IDLUK LABUHAN UKI	4 048 190	4 048 190	412 915	412 915
SULAWESI BARAT	1 400 000	2 967 222	844 200	5 516 140
899 IDMJJ MAMUJU	1 400 000	2 967 222	844 200	5 516 140
M ALUKU	20 494 051	319 015 359	20 213 831	323 425 446
946 IDAMB AMBON	20 475 531	309 385 752	20 143 351	318 894 596
949 IDLUV TUAL	18 520	9 629 607	70 480	4 530 850
M ALUKU UTARA	1 000 006	5 671 915	629 070	5 892 585
941 IDTOB TOBELO	999 922	4 199 734	628 261	2 721 416
942 IDTTE TERNATE	84	1 160 690	809	1 991 388
962 IDOBI OBI ISLAND	0	311 491	0	1 179 781
PAPUA	55 767 877	384 808 375	106 806 137	916 904 895
979 IDMKQ MERAUKE	23 072	23 612	2 028	10 484
980 IDTIM AMAMAPARE	55 742 512	378 872 720	104 527 750	914 170 605
983 IDDJ JAYAPURA / SENTANI	2 293	5 912 043	2 276 359	2 723 806
PAPUA BARAT	2 294	4 517 218	159 667	24 634 804
971 IDSOR SORONG	2 294	4 513 768	159 667	24 611 368
976 IDFKQ FAK-FAK	0	697	0	12 012
977 IDKNG KAIMANA	0	2 753	0	11 424
TOTAL IM PORT	13 184 342 274	121 245 539 966	15 327 994 527	149 702 702 666

**I.6 IM POR KOM ODITI M ENURUT NEGARA ASAL / IM PORT BY COUNTRY OF ORIGIN
DAN LIMA GOLONGAN BARANG (SITC) UTAMA / AND FIVE MAJOR SITC COMMODITY GROUP
** OKTOBER / OCTOBER 2014 ****

Negara Asal/ SITC/ Uraian Golongan Barang <i>Country of Origin/ SITC/ group Description</i>	Berat Bersih / <i>Net Weight (Kg)</i>		Nilai CIF / <i>CIF Value (US\$)</i>	
	Bulan ini <i>Current month</i>	Kumulatif <i>Cum. Jan to date</i>	Bulan ini <i>Current month</i>	Kumulatif <i>Cum. Jan to date</i>
JAPAN				
784 Parts And Accessories Of The Motor Vehicles	7 555 578	76 563 059	103 742 453	1 006 865 430
782 Motor Vehicle For The Transportation Of Goods	7 393 922	90 080 837	66 839 891	837 007 426
713 Internal Combustion Piston Engines And Parts	5 126 045	52 809 479	54 989 392	640 189 850
673 Flat Rolled Products, Not Clad	67 115 265	743 189 512	54 126 947	579 430 644
781 Passengger Motor Cars	2 587 417	35 330 558	31 120 600	430 521 289
LAINNYA	289 758 151	2 798 121 453	1 200 821 564	11 061 647 641
SUB TOTAL	379 536 378	3 796 094 898	1 511 640 847	14 555 662 280
HONG KONG				
655 Knitted Or Crocheted Fabrics	2 433 079	19 087 983	21 186 383	167 340 923
652 Cotton Fabrics, Woven	1 757 979	15 067 562	19 762 211	159 856 629
764 Telecommunication Equipments And Parts	620 850	5 397 578	10 780 491	95 996 561
772 Electrical Apparatus For Making And Breaking Electrical Circuits	169 464	2 092 360	5 566 218	64 147 791
653 Fabrics, Woven, Of Man-made Fibres	596 078	5 565 848	7 473 698	60 235 191
LAINNYA	43 542 283	322 808 507	122 042 761	1 001 342 800
SUB TOTAL	49 119 733	370 019 838	186 811 762	1 548 919 895
KOREA, DEM . PEOPLE'S REP.				
641 Papers And Paperboards	100 271	972 044	94 256	902 110
727 Food Processing Machines And Parts	0	9 319	0	136 290
682 Copper	0	14 821	0	128 742
676 Iron/steel Bars, Rods, Angels, Shaped And Sections	0	77 201	0	67 568
675 Flat Rolled Products And Alloy Steels	0	52 183	0	46 443
LAINNYA	91	20 471	14 156	141 858
SUB TOTAL	100 362	1 146 039	108 412	1 423 011
KOREA, REPUBLIC OF				
334 Petroleum Products, Refined	345 093 703	3 337 041 973	303 846 764	3 073 185 581
673 Flat Rolled Products, Not Clad	78 583 770	776 830 262	51 813 765	531 568 652
655 Knitted Or Crocheted Fabrics	5 089 708	39 812 955	45 357 831	365 334 471
653 Fabrics, Woven, Of Man-made Fibres	2 096 997	18 850 332	25 767 699	237 894 418
232 Synthetic Rubber Latex, Synthetic/ reclaimed Rubber	13 199 627	111 611 486	26 377 571	224 635 586
LAINNYA	176 669 425	2 283 833 723	573 162 802	5 203 791 792
SUB TOTAL	620 733 230	6 567 980 731	1 026 326 432	9 636 410 500
TAIWAN				
673 Flat Rolled Products, Not Clad	23 479 677	302 370 037	15 487 675	198 767 751
655 Knitted Or Crocheted Fabrics	1 712 201	16 240 887	16 369 692	158 519 536
653 Fabrics, Woven, Of Man-made Fibres	1 416 209	12 861 754	17 472 028	157 625 103
728 Other Machines And Equipment Specialized For Particular Industry	2 005 937	17 505 651	14 764 945	129 313 514
776 Thermionic, Cold Cathode, And Photo Cathode Valves/tubes	26 946	353 531	12 302 980	122 823 897
LAINNYA	111 816 949	1 067 162 485	255 113 522	2 387 448 632
SUB TOTAL	140 457 919	1 416 494 345	331 510 842	3 154 498 433
CHINA				
764 Telecommunication Equipments And Parts	5 821 080	62 521 920	222 689 384	2 837 978 127
752 Automatic Data Processing Machines And Their Units	2 442 646	22 930 900	154 583 808	1 332 353 009
741 Heating And Cooling Equipments And Parts	31 461 966	179 498 221	93 381 283	624 298 058
676 Iron/steel Bars, Rods, Angels, Shaped And Sections	66 098 198	934 509 710	39 760 257	572 707 878
778 Electrical Machinery And Apparatus	13 347 496	95 226 890	60 759 128	556 651 266
LAINNYA	1 359 693 856	11 657 617 450	1 969 446 259	19 121 066 444
SUB TOTAL	1 478 865 242	12 952 305 091	2 540 620 119	25 045 054 782
MONGOLIA				
793 Ships, Boats, And Floating Structures	0	61 883 000	0	19 075 467
278 Other Crude Minerals	0	255 000	0	103 800
874 Measuring, Checking, Analysing, And Controlling Instrument And Apparatus	41	45	5 213	10 644
728 Other Machines And Equipment Specialized For Particular Industry	0	2 440	0	4 600
723 Civil Engineering And Contractor Plants And Equipments/parts	18	21	3 140	4 353
LAINNYA	0	86	0	4 959
SUB TOTAL	59	62 140 592	8 353	19 203 823

**I.6 IM POR KOM ODITI M ENURUT NEGARA ASAL / IM PORT BY COUNTRY OF ORIGIN
DAN LIMA GOLONGAN BARANG (SITC) UTAMA / AND FIVE MAJOR SITC COMMODITY GROUP
** OKTOBER / OCTOBER 2014 ****

Negara Asal/ SITC/ Uraian Golongan Barang <i>Country of Origin/ SITC/ group Description</i>	Berat Bersih / <i>Net Weight (Kg)</i>		Nilai CIF / <i>CIF Value (US\$)</i>	
	Bulan ini <i>Current month</i>	Kumulatif <i>Cum. Jan to date</i>	Bulan ini <i>Current month</i>	Kumulatif <i>Cum. Jan to date</i>
MACAU				
682 Copper	82 242	637 231	314 210	2 388 260
652 Cotton Fabrics, Woven	11 200	192 852	84 162	1 509 768
655 Knitted Or Crocheted Fabrics	584	96 418	3 797	749 403
724 Textile/leather Machinery And Parts	59 890	60 004	556 000	577 743
651 Textile Yarns	1 452	54 117	1 740	369 465
LAINNYA	1 501	71 204	59 870	1 490 546
SUB TOTAL	156 869	1 111 826	1 019 779	7 085 185
PAPUA NEW GUINEA				
072 Cocoa	735 000	6 806 610	2 486 186	20 645 352
282 Waste And Scrap Metal Of Iron/steel	1 200 723	9 578 188	437 723	3 675 636
223 Oil Seeds Use For Extraction Of Other Fixed Vegetable Oils	0	1 920	0	272 846
713 Internal Combustion Piston Engines And Parts	2 999	18 610	55 079	134 424
728 Other Machines And Equipment Specialized For Particular Industry	0	1 363	0	83 145
LAINNYA	4 503	14 546	82 754	147 385
SUB TOTAL	1 943 225	16 421 237	3 061 742	24 958 788
THAILAND				
784 Parts And Accessories Of The Motor Vehicles	9 262 165	88 773 151	83 108 395	822 687 298
061 Sugar, Molasses, And Honey	10 532 600	1 459 007 798	4 709 770	650 807 046
781 Passenger Motor Cars	5 063 275	61 329 266	53 071 126	634 135 595
713 Internal Combustion Piston Engines And Parts	2 002 060	28 280 834	28 146 605	355 330 703
575 Other Plastics In Primary Forms	23 698 863	166 675 879	44 405 420	312 175 490
LAINNYA	572 580 935	4 801 634 221	586 159 842	5 514 354 051
SUB TOTAL	623 139 898	6 605 701 149	799 601 158	8 289 490 183
SINGAPORE				
334 Petroleum Products, Refined	1 474 258 664	12 236 981 450	1 382 653 870	12 237 926 689
511 Hydrocarbon And Their Halogenated, Nitrated Derivatives	60 324 552	583 233 888	77 554 293	778 127 224
776 Thermionic, Cold Cathode, And Photo Cathode Valves/tubes	490 822	6 093 503	53 640 572	527 036 206
575 Other Plastics In Primary Forms	28 086 193	262 062 255	51 231 628	469 629 684
772 Electrical Apparatus For Making And Breaking Electrical Circuits	1 026 168	10 712 761	38 435 065	440 901 188
LAINNYA	427 399 341	3 159 150 922	811 657 919	6 922 888 947
SUB TOTAL	1 991 585 740	16 258 234 779	2 415 173 347	21 376 509 938
PHILIPPINES				
784 Parts And Accessories Of The Motor Vehicles	888 220	7 431 300	10 437 163	89 288 579
726 Printing/book Binding Machinery And Parts	146 519	1 083 351	3 010 718	32 460 040
752 Automatic Data Processing Machines And Their Units	42 206	419 431	1 704 124	28 732 269
773 Equipment For Distributing Electricity	298 696	3 302 007	2 804 310	27 498 837
593 Explosive And Pyrotechnic Products	173 014	1 154 878	3 425 981	22 771 932
LAINNYA	49 039 313	440 949 795	48 847 941	394 636 961
SUB TOTAL	50 587 968	454 340 762	70 230 237	595 388 618
MALAYSIA				
334 Petroleum Products, Refined	432 850 353	3 760 261 659	387 986 894	3 707 612 800
333 Petroleum Oil, Crude	126 751 009	515 398 496	92 139 136	402 185 710
511 Hydrocarbon And Their Halogenated, Nitrated Derivatives	20 267 033	157 092 095	27 397 714	221 486 446
512 Alcohols,phenols,phenol-alcohols And Their Halogenated	33 232 781	216 228 029	23 253 122	178 824 874
741 Heating And Cooling Equipments And Parts	1 663 369	17 588 999	9 659 202	178 097 484
LAINNYA	380 370 726	3 456 524 313	486 316 806	4 385 137 801
SUB TOTAL	995 135 271	8 123 093 591	1 026 752 874	9 073 345 115
MYANMAR				
054 Vegetables, Fresh, Chilled, Frozen Or Simply Preserved	467 001	60 408 990	445 258	59 758 616
682 Copper	900 117	5 201 845	6 307 638	36 880 847
042 Rice	1 000 000	12 136 000	335 000	3 972 152
061 Sugar, Molasses, And Honey	277 200	2 458 550	217 604	1 995 674
744 Mechanical Handling Equipments And Parts	0	77 692	0	717 929
LAINNYA	109 689	1 718 582	658 719	4 305 928
SUB TOTAL	2 754 007	82 001 659	7 964 219	107 631 146

**I.6 IMPOR KOMODITI MENURUT NEGARA ASAL / IMPORT BY COUNTRY OF ORIGIN
DAN LIMA GOLONGAN BARANG (SITC) UTAMA / AND FIVE MAJOR SITC COMMODITY GROUP
** OKTOBER / OCTOBER 2014 ****

Negara Asal/ SITC/ Uraian Golongan Barang <i>Country of Origin/ SITC/ group Description</i>	Berat Bersih / <i>Net Weight (Kg)</i>		Nilai CIF / <i>CIF Value (US\$)</i>	
	Bulan ini <i>Current month</i>	Kumulatif <i>Cum. Jan to date</i>	Bulan ini <i>Current month</i>	Kumulatif <i>Cum. Jan to date</i>
CAMBODIA				
841 Men's Coats/jackets, Not Knitted	8 048	108 968	245 625	3 553 006
845 Articles Of Apparel	11 277	82 582	356 886	2 656 973
842 Women's Coats/ jacket, Not Knitted	2 938	73 082	81 510	1 650 928
844 Women's Coats/jackets, Knitted	4 510	47 400	134 739	1 519 678
562 Fertilizers, Manufactured	0	4 400 000	0	1 333 200
LAINNYA	101 461	1 664 275	695 992	6 466 987
SUB TOTAL	128 234	6 376 307	1 514 752	17 180 772
BRUNEI DARUSSALAM				
333 Petroleum Oil, Crude	0	695 655 000	0	568 131 625
512 Alcohols,phenols,phenol-alcohols And Their Halogenated	0	24 551 274	0	9 698 880
282 Waste And Scrap Metal Of Iron/ steel	0	11 514 260	0	4 274 501
723 Civil Engineering And Contractor Plants And Equipments/parts	176	178 618	68 174	2 112 323
718 Other Power Generating Machines And Parts	0	157 237	0	1 748 379
LAINNYA	122 039	1 848 624	196 833	5 375 086
SUB TOTAL	122 215	733 905 013	265 007	591 340 794
LAO PEOPLE'S DEM. REP.				
122 Tobacco, Manufactured	133 650	7 113 150	783 189	42 175 888
121 Tobacco, Unmanufactured And Refused	0	1 683 000	0	8 311 250
071 Coffee And Coffee Substitutes	0	133 200	0	563 867
232 Synthetic Rubber Latex, Synthetic/ reclaimed Rubber	0	12 000	0	53 800
695 Tools For Used In The Hand Or In Machines	0	96	0	6 783
LAINNYA	16	112	3 462	10 954
SUB TOTAL	133 666	8 941 558	786 651	51 122 542
NEPAL				
659 Floor Coverings	0	123	0	11 712
642 Paper And Paperboard Cut To Size/ shape And Article Of Papers	0	2 498	0	10 435
892 Printed Matter	84	84	1 615	1 615
656 Tulle,lace,enbroidery,ribbons,trimmings And Other Small Wares	0	6	0	80
SUB TOTAL	84	2 711	1 615	23 842
BHUTAN				
749 Non-electric Parts And Accessories Of Machineries	0	1	0	5
SUB TOTAL	0	1	0	5
VIET NAM				
764 Telecommunication Equipments And Parts	522 057	3 835 363	66 376 484	822 435 344
674 Flat Rolled Products, Clad Or Plated	33 181 977	283 842 704	27 545 041	240 636 103
752 Automatic Data Processing Machines And Their Units	97 882	1 920 117	5 091 196	215 496 947
661 Lime,cement And Fabricated Construction Materials	216 653 538	2 030 385 191	14 479 265	133 124 601
333 Petroleum Oil, Crude	0	157 814 401	0	131 845 628
LAINNYA	96 608 138	731 887 962	147 665 504	1 218 210 488
SUB TOTAL	347 063 592	3 209 685 738	261 157 490	2 761 749 111
MALDIVES				
746 Ball Or Roller Bearings	0	113	0	185
SUB TOTAL	0	113	0	185
INDIA				
511 Hydrocarbon And Their Halogenated, Nitrated Derivatives	33 051 849	250 419 926	40 135 126	334 252 581
334 Petroleum Products, Refined	1 199 960	294 728 640	1 531 932	324 821 526
044 Maize, Unmilled	5 010	1 092 065 637	12 561	276 595 415
222 Oil Seeds Use For Extraction Ofsoft Fixed Vegetable Oils	3 954 815	185 117 108	4 188 875	203 962 469
041 Wheat And Meslin, Unmilled	263 260	357 884 036	50 546	110 089 204
LAINNYA	125 966 017	1 715 051 990	222 925 542	2 170 818 351
SUB TOTAL	164 440 911	3 895 267 337	268 844 582	3 420 539 546

**I.6 IMPOR KOMODITI MENURUT NEGARA ASAL / IMPORT BY COUNTRY OF ORIGIN
DAN LIMA GOLONGAN BARANG (SITC) UTAMA / AND FIVE MAJOR SITC COMMODITY GROUP
** OKTOBER / OCTOBER 2014 ****

Negara Asal/ SITC/ Uraian Golongan Barang <i>Country of Origin/ SITC/ group Description</i>	Berat Bersih / <i>Net Weight (Kg)</i>		Nilai CIF / <i>CIF Value (US\$)</i>	
	Bulan ini <i>Current month</i>	Kumulatif <i>Cum. Jan to date</i>	Bulan ini <i>Current month</i>	Kumulatif <i>Cum. Jan to date</i>
PAKISTAN				
263 Cotton	4 385 467	23 055 140	6 901 546	37 975 206
042 Rice	9 225 000	44 675 000	3 654 069	17 417 704
057 Fruit And Nut; Fresh Or Dried	0	16 542 499	0	16 418 101
611 Leathers	29 971	289 442	1 046 736	10 677 129
652 Cotton Fabrics, Woven	250 092	1 768 422	1 633 978	10 584 067
LAINNYA	1 588 810	22 243 831	2 859 302	27 948 319
SUB TOTAL	15 479 340	108 574 334	16 095 631	121 020 526
BANGLADESH				
651 Textile Yarns	1 161 000	14 128 901	1 113 830	12 492 531
673 Flat Rolled Products, Not Clad	0	13 377 455	0	9 607 284
845 Articles Of Apparel	34 267	320 714	804 984	8 607 040
121 Tobacco, Unmanufactured And Refused	271 800	1 537 048	1 144 080	6 462 839
658 Made-up Articles, Wholly/ chiefly Of Textile Materials	995 170	7 193 267	714 848	5 458 038
LAINNYA	588 113	4 144 122	1 688 131	19 995 679
SUB TOTAL	3 050 350	40 701 507	5 465 873	62 623 411
SRI LANKA				
046 Meal And Flour Of Wheat And Flour Of Meslin	1 849 000	36 187 000	758 090	15 454 600
121 Tobacco, Unmanufactured And Refused	4 908	201 373	525 955	6 830 946
845 Articles Of Apparel	19 889	129 588	750 131	5 099 375
074 Tea And Mate	26 653	306 308	261 964	2 133 537
842 Women's Coats/ jacket, Not Knitted	2 367	32 151	107 964	1 547 063
LAINNYA	406 993	2 399 235	1 193 174	9 468 521
SUB TOTAL	2 309 810	39 255 655	3 597 278	40 534 042
AFGHANISTAN				
057 Fruit And Nut; Fresh Or Dried	18 000	90 000	34 371	175 475
273 Stone, Sand And Gravel	1 050	1 050	6 284	6 284
772 Electrical Apparatus For Making And Breaking Electrical Circuits	0	1	0	2 339
899 Other Miscellaneous Manufactured Articles	0	112	0	548
SUB TOTAL	19 050	91 163	40 655	184 646
INDONESIA				
851 Footwears	121 696	1 205 046	1 546 573	14 257 214
772 Electrical Apparatus For Making And Breaking Electrical Circuits	18 635	541 794	820 004	8 283 331
726 Printing/book Binding Machinery And Parts	40 980	379 995	749 506	8 189 639
762 Radio Broadcast Receivers	0	143 888	0	7 452 909
784 Parts And Accessories Of The Motor Vehicles	243 533	408 313	4 397 759	7 190 730
LAINNYA	2 260 593	21 000 814	10 197 719	102 135 592
SUB TOTAL	2 685 437	23 679 850	17 711 561	147 509 415
IRAQ				
611 Leathers	0	20 085	0	188 730
057 Fruit And Nut; Fresh Or Dried	0	114 750	0	98 685
695 Tools For Used In The Hand Or In Machines	0	90	0	29 280
694 Nails, Screws, Nuts, Bolts, Rivets Of Iron/steel Or Copper	0	22	0	5 665
728 Other Machines And Equipment Specialized For Particular Industry	0	69	0	5 644
LAINNYA	24	57	2 762	9 533
SUB TOTAL	24	135 073	2 762	337 537
IRAN (ISLAMIC REPUBLIC OF)				
335 Residual Petroleum Products, And Related Materials	2 876 514	24 478 994	1 725 969	14 531 541
278 Other Crude Minerals	1 044 225	7 400 078	475 910	3 913 447
057 Fruit And Nut; Fresh Or Dried	0	3 511 521	0	3 036 788
512 Alcohols,phenols,phenol-alcohols And Their Halogenated	0	4 667 477	0	2 669 797
074 Tea And Mate	125 507	3 028 575	92 991	2 273 063
LAINNYA	29 685	1 169 072	70 314	2 487 861
SUB TOTAL	4 075 931	44 255 717	2 365 184	28 912 497

**I.6 IM POR KOM ODITI M ENURUT NEGARA ASAL / IM PORT BY COUNTRY OF ORIGIN
DAN LIMA GOLONGAN BARANG (SITC) UTAMA / AND FIVE MAJOR SITC COMMODITY GROUP
** OKTOBER / OCTOBER 2014 ****

Negara Asal/ SITC/ Uraian Golongan Barang <i>Country of Origin/ SITC/ group Description</i>	Berat Bersih / <i>Net Weight (Kg)</i>		Nilai CIF / <i>CIF Value (US\$)</i>	
	Bulan ini <i>Current month</i>	Kumulatif <i>Cum. Jan to date</i>	Bulan ini <i>Current month</i>	Kumulatif <i>Cum. Jan to date</i>
SAUDI ARABIA				
333 Petroleum Oil, Crude	475 244 430	4 399 586 360	362 835 088	3 765 002 897
342 Liquefied Propane And Butane	137 517 520	766 663 490	109 823 255	653 992 363
334 Petroleum Products, Refined	53 660 450	364 569 917	48 046 040	361 692 796
511 Hydrocarbon And Their Halogenated, Nitrated Derivatives	24 428 430	208 587 543	33 521 306	290 553 627
575 Other Plastics In Primary Forms	15 157 370	117 395 111	20 409 872	162 637 240
LAINNYA	56 745 631	388 359 170	42 777 960	342 518 195
SUB TOTAL	762 753 831	6 245 161 591	617 413 521	5 576 397 118
ISRAEL				
695 Tools For Used In The Hand Or In Machines	1 683	15 930	463 120	5 007 697
515 Organo-inorganic And Heterocyclic Compounds	241	2 757	150 572	1 780 210
533 Pigments, Paints, Varnishes, And Related Materials	3 528	34 924	110 664	918 518
514 Nitrogen-function Compounds	1	1 031	446	735 396
591 Disinfectants, Insecticides, And Fungicides Put In Forms	0	18 324	0	367 770
LAINNYA	42 871	566 401	158 486	2 671 502
SUB TOTAL	48 324	639 367	883 288	11 481 093
KUWAIT				
334 Petroleum Products, Refined	93 440 000	1 092 594 363	79 060 337	985 140 651
511 Hydrocarbon And Their Halogenated, Nitrated Derivatives	10 000 000	99 699 474	12 375 000	131 898 047
512 Alcohols, phenols, phenol-alcohols And Their Halogenated	8 114 506	51 875 594	8 702 665	54 981 705
571 Polymers Of Ethylene In Primary Forms	4 084 400	31 146 867	5 210 344	37 241 033
335 Residual Petroleum Products, And Related Materials	10 200 000	62 889 000	4 904 160	29 278 309
LAINNYA	18 521 395	26 060 212	3 857 091	9 896 526
SUB TOTAL	144 360 301	1 364 265 510	114 109 597	1 248 436 271
JORDAN				
272 Fertilizers, Crude	41 850 000	581 630 000	4 819 028	78 648 330
562 Fertilizers, Manufactured	2 441 440	137 451 280	820 328	42 420 862
522 Inorganic Chemical Elements, Oxides And Halogen Salts	38 400	5 688 970	43 008	4 807 757
591 Disinfectants, Insecticides, And Fungicides Put In Forms	12 268	48 095	130 305	575 182
551 Essential Oils, Perfumes, And Flavour Materials	0	40	0	346 638
LAINNYA	460 616	1 584 788	201 117	1 103 888
SUB TOTAL	44 802 724	726 403 173	6 013 786	127 902 657
LEBANON				
251 Pulp And Waste Paper	0	7 578 342	0	1 569 208
892 Printed Matter	58 711	349 515	208 268	1 125 198
288 Non-ferrous Base Metal Waste And Scraps	0	117 700	0	384 954
073 Chocolate And Other Food Preparations Containing Cocoa	0	1 683	0	38 715
893 Article Of Plastics	0	4 715	0	5 709
LAINNYA	0	17	0	5
SUB TOTAL	58 711	8 051 972	208 268	3 123 789
PALESTINA				
057 Fruit And Nut; Fresh Or Dried	0	8 800	0	82 500
772 Electrical Apparatus For Making And Breaking Electrical Circuits	0	292	0	14 193
776 Thermionic, Cold Cathode, And Photo Cathode Valves/ tubes	0	147	0	7 269
728 Other Machines And Equipment Specialized For Particular Industry	0	4	0	1 621
771 Electric Power Machinery And Parts	0	26	0	1 323
LAINNYA	0	199	0	1 332
SUB TOTAL	0	9 468	0	108 238
YEMEN				
034 Fish, Fresh, Chilled Or Frozen	0	1 625 532	0	1 125 118
251 Pulp And Waste Paper	0	2 271 830	0	468 508
685 Lead	0	45 750	0	93 101
893 Article Of Plastics	0	268	0	3 413
821 Furnitures And Parts	0	375	0	2 350
LAINNYA	0	68	0	370
SUB TOTAL	0	3 943 823	0	1 692 860

**I.6 IMPOR KOMODITI MENURUT NEGARA ASAL / IMPORT BY COUNTRY OF ORIGIN
DAN LIMA GOLONGAN BARANG (SITC) UTAMA / AND FIVE MAJOR SITC COMMODITY GROUP
** OKTOBER / OCTOBER 2014 ****

Negara Asal/ SITC/ Uraian Golongan Barang <i>Country of Origin/ SITC/ group Description</i>	Berat Bersih / <i>Net Weight (Kg)</i>		Nilai CIF / <i>CIF Value (US\$)</i>	
	Bulan ini <i>Current month</i>	Kumulatif <i>Cum. Jan to date</i>	Bulan ini <i>Current month</i>	Kumulatif <i>Cum. Jan to date</i>
OMAN				
511 Hydrocarbon And Their Halogenated, Nitrated Derivatives	14 812 217	103 588 071	17 456 869	130 013 416
512 Alcohols,phenols,phenol-alcohols And Their Halogenated	16 806 824	220 797 796	6 659 325	34 951 958
684 Alumunium	295 813	1 404 719	672 930	3 032 923
034 Fish, Fresh, Chilled Or Frozen	49 000	1 661 900	24 500	1 076 160
273 Stone, Sand And Gravel	0	33 000 000	0	1 036 200
LAINNYA	8	657 968	484	425 850
SUB TOTAL	31 963 862	361 110 454	24 814 108	170 536 507
SYRIA ARAB REPUBLIC				
611 Leathers	0	91 389	0	767 090
075 Spices	9 870	99 970	21 050	60 392
SUB TOTAL	9 870	191 359	21 050	827 482
TURKEY				
333 Petroleum Oil, Crude	0	927 139 729	0	770 339 923
121 Tobacco, Unmanufactured And Refused	702 441	5 604 295	5 553 912	45 125 474
046 Meal And Flour Of Wheat And Flour Of Meslin	10 387 614	69 689 914	3 290 571	22 924 573
523 Metallicsalts And Peroxysalts	1 104 000	25 861 000	608 520	14 293 755
511 Hydrocarbon And Their Halogenated, Nitrated Derivatives	0	10 488 968	0	12 995 043
LAINNYA	8 368 335	77 908 708	17 474 082	128 922 623
SUB TOTAL	20 562 390	1 116 692 614	26 927 085	994 601 391
UNITED ARAB EMIRATES				
342 Liquefied Propane And Butane	92 067 000	1 006 982 312	73 658 033	906 838 719
334 Petroleum Products, Refined	50 624 084	219 311 102	47 536 294	210 942 262
511 Hydrocarbon And Their Halogenated, Nitrated Derivatives	11 775 000	70 498 143	17 554 433	103 319 846
684 Alumunium	3 687 422	41 302 187	9 232 643	93 058 315
575 Other Plastics In Primary Forms	1 595 000	14 740 277	2 350 545	19 845 743
LAINNYA	24 410 577	186 747 136	17 214 660	146 083 222
SUB TOTAL	184 159 083	1 539 581 157	167 546 608	1 480 088 107
QATAR				
342 Liquefied Propane And Butane	46 743 386	824 838 801	36 870 035	763 308 395
334 Petroleum Products, Refined	51 731 677	434 296 608	47 497 501	440 447 937
684 Alumunium	3 988 596	36 938 744	9 989 574	85 259 513
571 Polymers Of Ethylene In Primary Forms	2 369 500	18 599 491	3 611 390	26 994 375
511 Hydrocarbon And Their Halogenated, Nitrated Derivatives	0	14 685 573	0	19 459 456
LAINNYA	11 729 650	125 152 553	2 160 120	28 381 317
SUB TOTAL	116 562 809	1 454 511 770	100 128 620	1 363 850 993
BAHRAIN				
334 Petroleum Products, Refined	25 724 510	124 892 790	23 188 673	119 298 972
684 Alumunium	931 852	8 553 795	2 235 337	18 845 606
522 Inorganic Chemical Elements, Oxides And Halogen Salts	0	6 300 000	0	3 584 700
661 Lime,cement And Fabricated Construction Materials	42 148	516 050	26 797	328 183
652 Cotton Fabrics, Woven	158	15 611	1 185	132 251
LAINNYA	26	187 144	821	183 367
SUB TOTAL	26 698 694	140 465 390	25 452 813	142 373 079
CYPRUS				
251 Pulp And Waste Paper	499 890	6 197 030	96 479	1 229 609
287 Ores And Concentrates Of Basemetals	56 000	392 000	55 468	447 414
745 Other Non-electical Machinery, Tools, And Mechanical Apparatus	0	3 312	0	95 727
098 Edible Products And Preparations	0	24 960	0	66 768
273 Stone, Sand And Gravel	0	306 123	0	62 385
LAINNYA	5 638	92 284	6 221	226 410
SUB TOTAL	561 528	7 015 709	158 168	2 128 313
OTHER WEST ASIA				
061 Sugar, Molasses, And Honey	0	40 000	0	64 800
881 Photographic Apparatus And Equipments	0	45	0	16 043

**I.6 IMPOR KOMODITI MENURUT NEGARA ASAL / IMPORT BY COUNTRY OF ORIGIN
DAN LIMA GOLONGAN BARANG (SITC) UTAMA / AND FIVE MAJOR SITC COMMODITY GROUP
** OKTOBER / OCTOBER 2014 ****

Negara Asal/ SITC/ Uraian Golongan Barang <i>Country of Origin/ SITC/ group Description</i>	Berat Bersih / <i>Net Weight (Kg)</i>		Nilai CIF / <i>CIF Value (US\$)</i>	
	Bulan ini <i>Current month</i>	Kumulatif <i>Cum. Jan to date</i>	Bulan ini <i>Current month</i>	Kumulatif <i>Cum. Jan to date</i>
771 Electric Power Machinery And Parts	0	8	0	10 034
764 Telecommunication Equipments And Parts	0	22	0	3 402
743 Pumps, Compressors, Fans, Blowers, Centrifuges, And Parts	0	5	0	2 709
LAINNYA	1	8	214	2 533
SUB TOTAL	1	40 088	214	99 521
EGYPT				
562 Fertilizers, Manufactured	61 647 643	584 162 012	5 152 438	48 200 640
272 Fertilizers, Crude	0	291 550 000	0	34 672 751
061 Sugar, Molasses, And Honey	0	53 546 102	0	14 359 682
057 Fruit And Nut; Fresh Or Dried	163	14 988 425	260	13 927 984
054 Vegetables, Fresh, Chilled, Frozen Or Simply Preserved	0	8 020 000	0	4 486 200
LAINNYA	828 441	7 749 011	884 383	9 060 707
SUB TOTAL	62 476 247	960 015 550	6 037 081	124 707 964
LIBYAN ARAB JAMAHIRIYA				
728 Other Machines And Equipment Specialized For Particular Industry	0	18	0	7 580
748 Transmission Shafts And Cranks	0	86	0	3 291
629 Articles Of Rubbers	1	2	1 740	2 051
699 Manufactures Of Base Metals	0	2	0	1 611
694 Nails, Screws, Nuts, Bolts, Rivets Of Iron/steel Or Copper	0	32	0	1 596
LAINNYA	0	3	0	257
SUB TOTAL	1	143	1 740	16 386
MOROCCO				
522 Inorganic Chemical Elements, Oxides And Halogen Salts	9 845 167	86 779 316	7 974 586	62 114 090
272 Fertilizers, Crude	39 628 710	248 934 510	5 904 678	36 587 451
842 Women's Coats/ jacket, Not Knitted	13 271	167 431	766 056	10 543 155
845 Articles Of Apparel	2 372	34 133	125 650	1 885 559
841 Men's Coats/ jackets, Not Knitted	2 822	31 502	153 107	1 874 765
LAINNYA	5 198	2 284 293	252 805	4 275 305
SUB TOTAL	49 497 540	338 231 185	15 176 882	117 280 325
TUNISIA				
057 Fruit And Nut; Fresh Or Dried	0	3 361 745	0	10 920 144
523 Metallicsalts And Peroxysalts	1 784 000	8 814 000	1 053 770	5 045 192
772 Electrical Apparatus For Making And Breaking Electrical Circuits	925	43 629	32 886	1 225 187
842 Women's Coats/ jacket, Not Knitted	499	6 658	42 264	452 313
741 Heating And Cooling Equipments And Parts	0	17 689	0	311 324
LAINNYA	2 097	1 272 403	127 937	1 532 204
SUB TOTAL	1 787 521	13 516 124	1 256 857	19 486 364
ALGERIA				
333 Petroleum Oil, Crude	0	333 220 260	0	298 422 103
251 Pulp And Waste Paper	263 440	4 710 960	55 322	973 830
057 Fruit And Nut; Fresh Or Dried	2 449	27 849	7 658	67 502
533 Pigments, Paints, Varnishes, And Related Materials	0	1	0	1 500
748 Transmission Shafts And Cranks	0	3	0	178
LAINNYA	25	26	78	86
SUB TOTAL	265 914	337 959 099	63 058	299 465 199
SUDAN				
222 Oil Seeds Use For Extraction Ofsoft Fixed Vegetable Oils	0	370 000	0	274 750
263 Cotton	0	56 561	0	104 955
247 Wood In The Rough Or Roughly Squared	87 999	132 998	59 635	86 252
273 Stone, Sand And Gravel	398	13 501	1 860	59 854
516 Other Organic Chemicals	0	18 800	0	31 772
LAINNYA	22	785	3 179	6 994
SUB TOTAL	88 419	592 645	64 674	564 577

**I.6 IMPOR KOMODITI MENURUT NEGARA ASAL / IMPORT BY COUNTRY OF ORIGIN
DAN LIMA GOLONGAN BARANG (SITC) UTAMA / AND FIVE MAJOR SITC COMMODITY GROUP
** OKTOBER / OCTOBER 2014 ****

Negara Asal/ SITC/ Uraian Golongan Barang <i>Country of Origin/ SITC/ group Description</i>	Berat Bersih / <i>Net Weight (Kg)</i>		Nilai CIF / <i>CIF Value (US\$)</i>	
	Bulan ini <i>Current month</i>	Kumulatif <i>Cum. Jan to date</i>	Bulan ini <i>Current month</i>	Kumulatif <i>Cum. Jan to date</i>
ERITREA				
675 Flat Rolled Products And Alloy Steels	0	112	0	8 485
778 Electrical Machinery And Apparatus	0	672	0	7 140
749 Non-electric Parts And Accessories Of Machineries	0	3	0	52
SUB TOTAL	0	787	0	15 677
LESOTHO				
841 Men's Coats/jackets, Not Knitted	0	57 259	0	798 244
728 Other Machines And Equipment Specialized For Particular Industry	0	1	0	8
SUB TOTAL	0	57 260	0	798 252
NAMIBIA				
036 Crustaceans, Molluscs, And Aquatic Invertebrates	0	55 053	0	415 738
686 Zinc	99 418	99 418	261 159	261 159
273 Stone, Sand And Gravel	0	377 250	0	109 403
723 Civil Engineering And Contractor Plants And Equipments/parts	0	2 093	0	91 890
057 Fruit And Nut; Fresh Or Dried	0	32 400	0	69 358
LAINNYA	0	28	0	2 647
SUB TOTAL	99 418	566 242	261 159	950 195
WESTERN SAHARA				
723 Civil Engineering And Contractor Plants And Equipments/parts	0	8	0	2 184
784 Parts And Accessories Of The Motor Vehicles	13	13	456	456
SUB TOTAL	13	21	456	2 640
ETHIOPIA				
054 Vegetables, Fresh, Chilled, Frozen Or Simply Preserved	1 896 000	21 419 000	1 546 278	17 164 223
222 Oil Seeds Use For Extraction Ofsoft Fixed Vegetable Oils	0	4 525 396	0	2 405 698
611 Leathers	2 570	30 790	172 741	1 701 891
075 Spices	172 000	981 020	84 200	745 225
554 Soap,cleansing And Polishing Preparations	25 920	25 920	38 465	38 465
LAINNYA	0	8 839	0	28 516
SUB TOTAL	2 096 490	26 990 965	1 841 684	22 084 018
TANZANIA, UNITED REP. OF				
263 Cotton	592 988	3 604 668	1 162 286	7 083 375
121 Tobacco, Unmanufactured And Refused	43 400	531 671	294 641	3 591 624
682 Copper	0	449 403	0	3 072 095
222 Oil Seeds Use For Extraction Ofsoft Fixed Vegetable Oils	463 366	2 454 510	244 732	1 320 272
072 Cocoa	0	195 170	0	637 975
LAINNYA	13	287 604	4 220	508 390
SUB TOTAL	1 099 767	7 523 026	1 705 879	16 213 731
MADAGASCAR				
551 Essential Oils, Perfumes, And Flavour Materials	40 000	200 009	526 400	2 832 835
263 Cotton	0	432 999	0	853 415
562 Fertilizers, Manufactured	0	5 253 900	0	683 437
075 Spices	0	11 500	0	663 800
841 Men's Coats/jackets, Not Knitted	891	10 263	34 584	345 112
LAINNYA	23 772	623 751	49 298	543 206
SUB TOTAL	64 663	6 532 422	610 282	5 921 805
SOMALIA				
759 Parts And Accessories For Machine Of Heading 751 Or 752	0	333	0	75 922
846 Clothing Accessories Of Textiles Fabrics	0	38	0	750
773 Equipment For Distributing Electricity	0	275	0	5
723 Civil Engineering And Contractor Plants And Equipments/parts	0	56	0	2
695 Tools For Used In The Hand Or In Machines	0	14	0	1
SUB TOTAL	0	716	0	76 680

**I.6 IM POR KOM ODITI M ENURUT NEGARA ASAL / IM PORT BY COUNTRY OF ORIGIN
DAN LIMA GOLONGAN BARANG (SITC) UTAMA / AND FIVE MAJOR SITC COMMODITY GROUP
** OKTOBER / OCTOBER 2014 ****

Negara Asal/ SITC/ Uraian Golongan Barang <i>Country of Origin/ SITC/ group Description</i>	Berat Bersih / <i>Net Weight (Kg)</i>		Nilai CIF / <i>CIF Value (US\$)</i>	
	Bulan ini <i>Current month</i>	Kumulatif <i>Cum. Jan to date</i>	Bulan ini <i>Current month</i>	Kumulatif <i>Cum. Jan to date</i>
KENYA				
074 Tea And Mate	275 364	1 823 379	627 016	4 356 156
611 Leathers	18 284	165 223	178 289	1 501 515
523 Metallicsalts And Peroxysalts	0	7 157 215	0	1 494 240
265 Vegetable Textile Fibres,raw Or Processed;waste Of These Fibres	0	252 000	0	364 140
054 Vegetables, Fresh, Chilled, Frozen Or Simply Preserved	0	42 350	0	29 645
LAINNYA	148	9 281	6 739	50 280
SUB TOTAL	293 796	9 449 448	812 044	7 795 976
REUNION				
251 Pulp And Waste Paper	0	7 346 852	0	1 360 861
657 Special Yarns,textile Fabrics	0	892	0	95 401
748 Transmission Shafts And Cranks	0	686	0	90 048
579 Waste And Scrap Of Plastics	0	281 460	0	59 107
533 Pigments, Paints, Varnishes, And Related Materials	0	2 177	0	36 773
LAINNYA	18	21 809	1 622	109 910
SUB TOTAL	18	7 653 876	1 622	1 752 100
M OZAMBIQUE				
263 Cotton	1 319 750	5 671 826	2 479 428	10 358 701
222 Oil Seeds Use For Extraction Ofsoft Fixed Vegetable Oils	775 850	8 511 381	832 567	8 923 299
282 Waste And Scrap Metal Of Iron/steel	0	8 513 000	0	3 107 245
121 Tobacco, Unmanufactured And Refused	29 700	260 773	147 093	1 742 376
265 Vegetable Textile Fibres,raw Or Processed;waste Of These Fibres	0	112 140	0	148 296
LAINNYA	0	37 375	0	103 405
SUB TOTAL	2 125 300	23 106 495	3 459 088	24 383 322
BOTSWANA				
658 Made-up Articles, Wholly/ chiefly Of Textile Materials	0	80	0	2 299
655 Knitted Or Crocheted Fabrics	0	115	0	116
656 Tulle,lace,enbroidery,ribbons,trimmings And Other Small Wares	0	18	0	100
892 Printed Matter	0	13	0	69
651 Textile Yarns	0	1	0	1
SUB TOTAL	0	227	0	2 585
EQUATORIAL GUINEA				
694 Nails, Screws, Nuts, Bolts, Rivets Of Iron/steel Or Copper	0	1	0	6
SUB TOTAL	0	1	0	6
TOGO				
263 Cotton	194 070	4 158 422	353 503	8 219 080
282 Waste And Scrap Metal Of Iron/steel	547 140	2 971 080	202 442	1 097 007
072 Cocoa	0	195 800	0	661 217
893 Article Of Plastics	0	1	0	8
SUB TOTAL	741 210	7 325 303	555 945	9 977 312
GHANA				
072 Cocoa	275 195	8 865 062	790 560	27 020 754
288 Non-ferrous Base Metal Waste And Scraps	46 240	183 910	74 909	289 507
685 Lead	0	98 520	0	199 010
634 Veneers,plywood,improved/ reconstituted Wood Worked	8 940	25 862	51 560	184 911
641 Papers And Paperboards	0	2 600	0	25 706
LAINNYA	0	82	0	7 301
SUB TOTAL	330 375	9 176 036	917 029	27 727 189
LIBERIA				
652 Cotton Fabrics, Woven	0	8 433	0	81 052
728 Other Machines And Equipment Specialized For Particular Industry	0	1 420	0	10 753
291 Crude Animal Materials	0	48	0	7 728
574 Poliacetals And Polycarbons In Primary Forms	0	760	0	6 928
899 Other Miscellaneous Manufactured Articles	200	200	1 236	1 236
LAINNYA	3	13	17	179
SUB TOTAL	203	10 874	1 253	107 876

**I.6 IMPOR KOMODITI MENURUT NEGARA ASAL / IMPORT BY COUNTRY OF ORIGIN
DAN LIMA GOLONGAN BARANG (SITC) UTAMA / AND FIVE MAJOR SITC COMMODITY GROUP
** OKTOBER / OCTOBER 2014 ****

Negara Asal/ SITC/ Uraian Golongan Barang <i>Country of Origin/ SITC/ group Description</i>	Berat Bersih / <i>Net Weight (Kg)</i>		Nilai CIF / <i>CIF Value (US\$)</i>	
	Bulan ini <i>Current month</i>	Kumulatif <i>Cum. Jan to date</i>	Bulan ini <i>Current month</i>	Kumulatif <i>Cum. Jan to date</i>
GUINEA				
263 Cotton	0	273 669	0	543 003
072 Cocoa	75 970	75 970	270 377	270 377
743 Pumps, Compressors, Fans, Blowers, Centrifuges, And Parts	0	11 291	0	135 000
752 Automatic Data Processing Machines And Their Units	0	6	0	3 263
786 Trailers And Other Vehicles, Not Motorized	0	209	0	2 500
SUB TOTAL	75 970	361 145	270 377	954 143
ANGOLA				
333 Petroleum Oil, Crude	0	254 622 360	0	205 874 808
679 Tubes, Pipes, Hollow Profile, Pipe Fitting Of Iron/steel	0	909 187	0	1 572 072
693 Wire Products And Fencing Grills	0	266 527	0	460 852
699 Manufactures Of Base Metals	3 567	100 589	258 865	431 981
684 Alumunium	0	215 630	0	412 834
LAINNYA	6 808	171 121	25 512	338 523
SUB TOTAL	10 375	256 285 414	284 377	209 091 070
CONGO				
248 Wood, simply Worked And Railway Seeper Of Wood	37 278	697 676	18 914	534 100
684 Alumunium	26 387	26 387	50 795	50 795
629 Articles Of Rubbers	0	35	0	45 110
772 Electrical Apparatus For Making And Breaking Electrical Circuits	0	29	0	32 632
553 Perfumery, Cosmetics, And Toilet Preparations	0	80	0	27 416
LAINNYA	22	37	1 535	6 955
SUB TOTAL	63 687	724 244	71 244	697 008
CAMEROON				
263 Cotton	797 248	8 659 585	1 523 125	16 587 340
072 Cocoa	645 094	5 107 429	1 869 604	14 355 326
248 Wood, simply Worked And Railway Seeper Of Wood	121 687	2 542 021	96 739	1 900 086
685 Lead	0	94 000	0	187 060
659 Floor Coverings	0	9 391	0	65 106
LAINNYA	21	109 176	619	135 053
SUB TOTAL	1 564 050	16 521 602	3 490 087	33 229 971
NIGERIA				
333 Petroleum Oil, Crude	256 605 000	3 102 251 000	196 499 367	2 598 525 911
342 Liquefied Propane And Butane	0	91 075 000	0	87 128 138
072 Cocoa	953 727	4 302 650	3 233 660	12 361 141
263 Cotton	133 882	2 332 414	29 133	3 369 581
611 Leathers	21 309	173 518	207 825	1 679 741
LAINNYA	120 755	691 651	414 134	2 422 870
SUB TOTAL	257 834 673	3 200 826 233	200 384 119	2 705 487 382
SIERRA LEONE				
759 Parts And Accessories For Machine Of Heading 751 Or 752	0	2 155	0	164 552
772 Electrical Apparatus For Making And Breaking Electrical Circuits	0	354	0	65 870
598 Miscellaneous Chemical Products	14	1 118	339	50 087
742 Pumps For Liquid And Parts	0	94	0	5 008
761 Television Receivers	0	28	0	3 241
LAINNYA	4	238	84	7 558
SUB TOTAL	18	3 987	423	296 316
GABON				
684 Alumunium	50 540	120 920	99 058	234 540
873 Meters And Counters	0	2 010	0	72 976
248 Wood, simply Worked And Railway Sleeper Of Wood	0	122 513	0	72 911
718 Other Power Generating Machines And Parts	0	100	0	14 526
694 Nails, Screws, Nuts, Bolts, Rivets Of Iron/steel Or Copper	0	56	0	7 581
LAINNYA	31	397	3 981	20 089
SUB TOTAL	50 571	245 996	103 039	422 623

**I.6 IM POR KOM ODITI M ENURUT NEGARA ASAL / IMPORT BY COUNTRY OF ORIGIN
DAN LIMA GOLONGAN BARANG (SITC) UTAMA / AND FIVE MAJOR SITC COMMODITY GROUP
** OKTOBER / OCTOBER 2014 ****

Negara Asal/ SITC/ Uraian Golongan Barang <i>Country of Origin/ SITC/ group Description</i>	Berat Bersih / <i>Net Weight (Kg)</i>		Nilai CIF / <i>CIF Value (US\$)</i>	
	Bulan ini <i>Current month</i>	Kumulatif <i>Cum. Jan to date</i>	Bulan ini <i>Current month</i>	Kumulatif <i>Cum. Jan to date</i>
COTE D'IVOIRE				
072 Cocoa	7 279 219	38 361 224	24 777 033	120 676 688
263 Cotton	2 434 846	25 176 347	4 540 316	50 526 408
248 Wood, simply Worked And Railway Seeper Of Wood	0	153 989	0	179 634
057 Fruit And Nut; Fresh Or Dried	0	34 920	0	36 666
422 Fixed Vegetable Fats And Oils Solid, crude, refined Or Fractioned	1 050	1 450	16 844	23 526
LAINNYA	0	8 963	0	18 685
SUB TOTAL	9 715 115	63 736 893	29 334 193	171 461 607
SENEGAL				
263 Cotton	0	1 637 057	0	3 287 736
282 Waste And Scrap Metal Of Iron/ steel	513 430	1 585 050	187 402	597 348
411 Animal Oils And Fats	0	44 580	0	63 304
723 Civil Engineering And Contractor Plants And Equipments/ parts	0	110	0	20 790
664 Glass	0	1 048	0	9 838
LAINNYA	37	397	1 453	18 249
SUB TOTAL	513 467	3 268 242	188 855	3 997 265
MAURITANIA				
081 Feeding Stuff For Animals	345 340	545 340	553 408	876 508
845 Articles Of Apparel	0	177	0	5 441
554 Soap, cleansing And Polishing Preparations	0	1	0	2
SUB TOTAL	345 340	545 518	553 408	881 951
MALI				
263 Cotton	854 592	26 588 596	1 698 864	54 475 779
098 Edible Products And Preparations	0	14 520	0	183 482
772 Electrical Apparatus For Making And Breaking Electrical Circuits	26	334	1 028	16 395
776 Thermionic, Cold Cathode, And Photo Cathode Valves/ tubes	17	138	659	5 933
598 Miscellaneous Chemical Products	97	121	3 828	4 164
LAINNYA	4	838	55	14 847
SUB TOTAL	854 736	26 604 547	1 704 434	54 700 600
BENIN				
263 Cotton	2 408 014	14 474 490	3 484 925	27 611 213
288 Non-ferrous Base Metal Waste And Scraps	0	81 220	0	128 328
223 Oil Seeds Use For Extraction Of Other Fixed Vegetable Oils	72	72	13 702	13 702
SUB TOTAL	2 408 086	14 555 782	3 498 627	27 753 243
BURKINA FASO				
263 Cotton	1 757 513	30 264 225	3 321 317	59 603 722
SUB TOTAL	1 757 513	30 264 225	3 321 317	59 603 722
GUINEA BISSAU				
695 Tools For Used In The Hand Or In Machines	0	450	0	36 202
772 Electrical Apparatus For Making And Breaking Electrical Circuits	0	73	0	18 980
718 Other Power Generating Machines And Parts	0	69	0	7 368
SUB TOTAL	0	592	0	62 550
GAMBIA				
874 Measuring, Checking, Analysing, And Controlling Instrument And Appa	0	381	0	11 762
743 Pumps, Compressors, Fans, Blowers, Centrifuges, And Parts	0	169	0	2 555
SUB TOTAL	0	550	0	14 317
U.S. VIRGIN ISLANDS				
655 Knitted Or Crocheted Fabrics	0	7 571	0	54 323
773 Equipment For Distributing Electricity	0	11	0	652
759 Parts And Accessories For Machine Of Heading 751 Or 752	0	6	0	601
SUB TOTAL	0	7 588	0	55 576

**I.6 IMPOR KOMODITI MENURUT NEGARA ASAL / IMPORT BY COUNTRY OF ORIGIN
DAN LIMA GOLONGAN BARANG (SITC) UTAMA / AND FIVE MAJOR SITC COMMODITY GROUP
** OKTOBER / OCTOBER 2014 ****

Negara Asal/ SITC/ Uraian Golongan Barang <i>Country of Origin/ SITC/ group Description</i>	Berat Bersih / <i>Net Weight (Kg)</i>		Nilai CIF / <i>CIF Value (US\$)</i>	
	Bulan ini <i>Current month</i>	Kumulatif <i>Cum. Jan to date</i>	Bulan ini <i>Current month</i>	Kumulatif <i>Cum. Jan to date</i>
SEYCHELLES				
749 Non-electric Parts And Accessories Of Machineries	28 388	46 482	476 857	744 362
678 Wire Of Iron/steel	17 971	163 307	80 870	561 879
694 Nails, Screws, Nuts, Bolts, Rivets Of Iron/steel Or Copper	0	150 842	0	422 573
232 Synthetic Rubber Latex, Synthetic/ reclaimed Rubber	33 600	84 000	90 317	195 821
034 Fish, Fresh, Chilled Or Frozen	0	127 413	0	158 847
LAINNYA	708	5 187	9 022	66 573
SUB TOTAL	80 667	577 231	657 066	2 150 055
UGANDA				
263 Cotton	0	3 972 657	0	7 917 043
611 Leathers	0	127 601	0	1 142 835
121 Tobacco, Unmanufactured And Refused	0	132 080	0	745 794
072 Cocoa	0	165 180	0	526 842
054 Vegetables, Fresh, Chilled, Frozen Or Simply Preserved	0	92 075	0	64 453
LAINNYA	0	45 079	0	31 523
SUB TOTAL	0	4 534 672	0	10 428 490
CENTRAL AFRICAN REPUBLIC				
263 Cotton	451 202	7 001 315	797 123	14 383 147
248 Wood, simply Worked And Railway Seeper Of Wood	0	42 067	0	43 658
679 Tubes, Pipes, Hollow Profile, Pipe Fitting Of Iron/steel	0	158	0	868
892 Printed Matter	0	2	0	44
SUB TOTAL	451 202	7 043 542	797 123	14 427 717
NIGER				
718 Other Power Generating Machines And Parts	0	8 582	0	20 360
778 Electrical Machinery And Apparatus	0	8 099	0	19 235
773 Equipment For Distributing Electricity	0	7 983	0	18 860
634 Veneers, plywood, improved/ reconstituted Wood Worked	0	26 507	0	17 524
744 Mechanical Handling Equipments And Parts	3	5 757	176	13 770
LAINNYA	155	20 861	5 318	82 218
SUB TOTAL	158	77 789	5 494	171 967
CHAD				
263 Cotton	0	3 072 122	0	6 145 023
292 Crude Vegetable Materials	1 000	5 000	2 900	14 500
SUB TOTAL	1 000	3 077 122	2 900	6 159 523
DJIBOUTI				
222 Oil Seeds Use For Extraction Of soft Fixed Vegetable Oils	0	440 000	0	209 000
054 Vegetables, Fresh, Chilled, Frozen Or Simply Preserved	0	72 000	0	54 720
SUB TOTAL	0	512 000	0	263 720
SAINT HELENA				
812 Sanitary, Plumbing, Heating, And Lighting Fixtures/ fittings	0	105	0	6 514
629 Articles Of Rubbers	0	7	0	4 866
574 Poliacetals And Polycarbons In Primary Forms	0	1 000	0	2 533
723 Civil Engineering And Contractor Plants And Equipments/ parts	0	74	0	2 001
598 Miscellaneous Chemical Products	0	35	0	1 730
LAINNYA	20	147	399	2 906
SUB TOTAL	20	1 368	399	20 550
SAO TOME AND PRINCIPE				
728 Other Machines And Equipment Specialized For Particular Industry	0	1	0	8 514
759 Parts And Accessories For Machine Of Heading 751 Or 752	0	40	0	5 079
718 Other Power Generating Machines And Parts	0	177	0	3 532
531 Synthetic Organic; Colouring Matter	0	94	0	1 702
694 Nails, Screws, Nuts, Bolts, Rivets Of Iron/steel Or Copper	0	7	0	630
LAINNYA	0	39	0	885
SUB TOTAL	0	358	0	20 342

**I.6 IMPOR KOMODITI MENURUT NEGARA ASAL / IMPORT BY COUNTRY OF ORIGIN
DAN LIMA GOLONGAN BARANG (SITC) UTAMA / AND FIVE MAJOR SITC COMMODITY GROUP
** OKTOBER / OCTOBER 2014 ****

Negara Asal/ SITC/ Uraian Golongan Barang <i>Country of Origin/ SITC/ group Description</i>	Berat Bersih / <i>Net Weight (Kg)</i>		Nilai CIF / <i>CIF Value (US\$)</i>	
	Bulan ini <i>Current month</i>	Kumulatif <i>Cum. Jan to date</i>	Bulan ini <i>Current month</i>	Kumulatif <i>Cum. Jan to date</i>
SWAZILAND				
629 Articles Of Rubbers	0	10 777	0	330 166
764 Telecommunication Equipments And Parts	511	4 102	26 658	207 914
771 Electric Power Machinery And Parts	0	3 074	0	172 768
899 Other Miscellaneous Manufactured Articles	0	94	0	150 421
728 Other Machines And Equipment Specialized For Particular Industry	0	443	0	133 785
LAINNYA	1 640	71 264	41 721	1 135 103
SUB TOTAL	2 151	89 754	68 379	2 130 157
SOUTH AFRICA				
251 Pulp And Waste Paper	21 165 830	170 537 267	17 393 301	143 500 364
282 Waste And Scrap Metal Of Iron/steel	18 199 385	176 976 296	6 846 810	66 308 761
061 Sugar, Molasses, And Honey	0	82 560 000	0	36 117 068
522 Inorganic Chemical Elements, Oxides And Halogen Salts	27 220	45 627 875	57 129	34 037 770
263 Cotton	1 902 217	10 158 410	3 817 326	20 475 941
LAINNYA	28 812 705	120 253 856	24 945 618	119 998 820
SUB TOTAL	70 107 357	606 113 704	53 060 184	420 438 724
ZIMBABWE				
121 Tobacco, Unmanufactured And Refused	829 620	2 500 650	6 621 912	15 470 229
263 Cotton	200 634	932 714	388 149	1 870 603
728 Other Machines And Equipment Specialized For Particular Industry	0	1 920	0	21 765
629 Articles Of Rubbers	0	1	0	47
SUB TOTAL	1 030 254	3 435 285	7 010 061	17 362 644
ZAMBIA				
263 Cotton	343 865	5 493 707	627 479	10 802 089
682 Copper	0	99 920	0	694 554
121 Tobacco, Unmanufactured And Refused	46 080	50 552	34 056	64 513
SUB TOTAL	389 945	5 644 179	661 535	11 561 156
MALAWI				
121 Tobacco, Unmanufactured And Refused	720	564 594	4 314	3 681 667
263 Cotton	305 578	820 929	606 318	1 627 661
074 Tea And Mate	0	140 205	0	238 128
075 Spices	0	67 975	0	86 259
874 Measuring, Checking, Analysing, And Controlling Instrument And App:	0	4	0	4
SUB TOTAL	306 298	1 593 707	610 632	5 633 719
COMOROS				
581 Tubes, Pipes, And Hoses Of Plastics	0	587	0	6 963
SUB TOTAL	0	587	0	6 963
BURUNDI				
263 Cotton	0	20 468	0	39 258
694 Nails, Screws, Nuts, Bolts, Rivets Of Iron/steel Or Copper	0	94	0	5 008
695 Tools For Used In The Hand Or In Machines	0	62	0	1 126
SUB TOTAL	0	20 624	0	45 392
MAURITIUS				
335 Residual Petroleum Products, And Related Materials	75 120	303 620	262 500	1 108 575
776 Thermionic, Cold Cathode, And Photo Cathode Valves/tubes	84	1 270	70 996	1 066 174
845 Articles Of Apparel	983	14 409	40 290	684 944
282 Waste And Scrap Metal Of Iron/steel	0	757 475	0	285 336
034 Fish, Fresh, Chilled Or Frozen	26 545	26 545	199 088	199 088
LAINNYA	1 080	251 492	43 772	604 541
SUB TOTAL	103 812	1 354 811	616 646	3 948 658

**I.6 IM POR KOM ODITI M ENURUT NEGARA ASAL / IMPORT BY COUNTRY OF ORIGIN
DAN LIMA GOLONGAN BARANG (SITC) UTAMA / AND FIVE MAJOR SITC COMMODITY GROUP
** OKTOBER / OCTOBER 2014 ****

Negara Asal/ SITC/ Uraian Golongan Barang <i>Country of Origin/ SITC/ group Description</i>	Berat Bersih / <i>Net Weight (Kg)</i>		Nilai CIF / <i>CIF Value (US\$)</i>	
	Bulan ini <i>Current month</i>	Kumulatif <i>Cum. Jan to date</i>	Bulan ini <i>Current month</i>	Kumulatif <i>Cum. Jan to date</i>
RWANDA				
899 Other Miscellaneous Manufactured Articles	0	182	0	1 115
893 Article Of Plastics	0	14	0	227
759 Parts And Accessories For Machine Of Heading 751 Or 752	0	1	0	4
SUB TOTAL	0	197	0	1 346
ZAIRE				
333 Petroleum Oil, Crude	0	48 640 718	0	38 560 069
SUB TOTAL	0	48 640 718	0	38 560 069
VIRGIN ISLANDS (BRITISH)				
682 Copper	0	315 325	0	1 432 797
641 Papers And Paperboards	0	430 400	0	345 245
231 Natural Rubber Latex; natural Rubber And Similar Natural Gums	0	114 300	0	231 255
232 Synthetic Rubber Latex, Synthetic/ reclaimed Rubber	37 800	76 860	72 954	150 066
582 Plates, Sheets, And Film Of Plastics	3 802	9 906	50 049	115 487
LAINNYA	4 959	41 261	44 879	242 330
SUB TOTAL	46 561	988 052	167 882	2 517 180
OTHER AFRICA				
772 Electrical Apparatus For Making And Breaking Electrical Circuits	0	56	0	9 034
SUB TOTAL	0	56	0	9 034
AUSTRALIA				
041 Wheat And Meslin, Unmilled	421 861 850	3 509 464 764	130 031 409	1 122 140 993
001 Live Animals Other Than Fish	16 828 722	191 859 647	46 097 642	526 046 382
061 Sugar, Molasses, And Honey	85 584 017	781 468 094	37 913 899	351 690 046
321 Coals, Pulverized Or Not	296 323 001	1 650 201 145	35 366 652	219 758 983
011 Meat Of Bovine Animals Fresh, Chilled Or Frozen	4 254 386	47 104 150	19 733 458	213 788 944
LAINNYA	668 131 491	5 463 177 840	271 542 113	2 320 699 726
SUB TOTAL	1 492 983 467	11 643 275 640	540 685 173	4 754 125 074
NEW ZEALAND				
022 Milk, cream, And Milk Products Other Than Butter Or Cheese	4 146 696	48 240 879	16 626 825	228 597 036
251 Pulp And Waste Paper	22 509 616	218 076 541	8 270 960	87 514 837
011 Meat Of Bovine Animals Fresh, Chilled Or Frozen	388 499	13 015 939	1 367 336	62 261 474
023 Butter And Other Fats From Milk	1 511 910	13 250 816	6 025 046	61 552 362
081 Feeding Stuff For Animals	6 626 904	69 291 942	4 855 243	45 777 255
LAINNYA	13 744 197	164 515 957	21 815 301	238 598 496
SUB TOTAL	48 927 822	526 392 074	58 960 711	724 301 460
MICRONESIA, FED. STATES OF				
292 Crude Vegetable Materials	220	1 401	959	5 971
057 Fruit And Nut; Fresh Or Dried	0	5	0	15
SUB TOTAL	220	1 406	959	5 986
GUAM				
716 Rotating Electric Plants And Parts	0	42	0	15 188
SUB TOTAL	0	42	0	15 188
NAURU				
692 Metal Containers For Storage And Transportations	0	11 396	0	44 382
679 Tubes, Pipes, Hollow Profile, Pipe Fitting Of Iron/steel	0	320	0	8 099
747 Taps, Cocks, And Valves For Pipes	138	138	6 576	6 576
772 Electrical Apparatus For Making And Breaking Electrical Circuits	0	10	0	6 313
721 Agricultural Machinery And Parts	0	15	0	2 573
LAINNYA	0	879	0	4 986
SUB TOTAL	138	12 758	6 576	72 929

**I.6 IMPOR KOMODITI MENURUT NEGARA ASAL / IMPORT BY COUNTRY OF ORIGIN
DAN LIMA GOLONGAN BARANG (SITC) UTAMA / AND FIVE MAJOR SITC COMMODITY GROUP
** OKTOBER / OCTOBER 2014 ****

Negara Asal/ SITC/ Uraian Golongan Barang <i>Country of Origin/ SITC/ group Description</i>	Berat Bersih / <i>Net Weight (Kg)</i>		Nilai CIF / <i>CIF Value (US\$)</i>	
	Bulan ini <i>Current month</i>	Kumulatif <i>Cum. Jan to date</i>	Bulan ini <i>Current month</i>	Kumulatif <i>Cum. Jan to date</i>
NEW CALEDONIA				
282 Waste And Scrap Metal Of Iron/ steel	129 360	1 027 900	46 570	363 303
778 Electrical Machinery And Apparatus	0	12 916	0	64 943
746 Ball Or Roller Bearings	0	4 167	0	20 953
874 Measuring, Checking, Analysing, And Controlling Instrument And App:	0	199	0	5 402
687 Tin	0	281	0	4 841
LAINNYA	1	172	26	392
SUB TOTAL	129 361	1 045 635	46 596	459 834
NIUE				
694 Nails, Screws, Nuts, Bolts, Rivets Of Iron/ steel Or Copper	0	115	0	3 977
SUB TOTAL	0	115	0	3 977
VANUATU				
223 Oil Seeds Use For Extraction Of Other Fixed Vegetable Oils	0	237 950	0	114 988
721 Agricultural Machinery And Parts	0	4	0	6 452
625 Rubber Tyre, tyre Cases, tyre Treads, inner Tubes, And Tyre Flaps	0	25	0	3 394
SUB TOTAL	0	237 979	0	124 834
OTH.OCEANIA				
772 Electrical Apparatus For Making And Breaking Electrical Circuits	0	168	0	27 102
SUB TOTAL	0	168	0	27 102
AMERICAN SAMOA				
263 Cotton	0	2 954 177	0	6 298 609
792 Aircraft And Associated Equipments And Parts	0	1 670	0	1 175 000
747 Taps, Cocks, And Valves For Pipes	13 806	51 294	295 486	1 004 390
743 Pumps, Compressors, Fans, Blowers, Centrifuges, And Parts	10 770	11 033	913 259	934 278
081 Feeding Stuff For Animals	303 608	707 264	346 114	797 202
LAINNYA	377	132 144	70 501	1 496 580
SUB TOTAL	328 561	3 857 582	1 625 360	11 706 059
COOK ISLANDS				
034 Fish, Fresh, Chilled Or Frozen	0	43 621	0	288 405
749 Non-electric Parts And Accessories Of Machineries	0	11	0	1 730
713 Internal Combustion Piston Engines And Parts	0	69	0	1 327
748 Transmission Shafts And Cranks	0	11	0	780
694 Nails, Screws, Nuts, Bolts, Rivets Of Iron/ steel Or Copper	0	1	0	3
SUB TOTAL	0	43 713	0	292 245
FIJ				
282 Waste And Scrap Metal Of Iron/ steel	451 675	2 775 015	162 452	984 572
081 Feeding Stuff For Animals	243 825	630 400	202 375	550 073
034 Fish, Fresh, Chilled Or Frozen	0	71 291	0	484 779
111 Non-alcoholic Beverages, Nes	0	390 696	0	377 535
685 Lead	0	43 870	0	93 882
LAINNYA	10	208 103	172	45 847
SUB TOTAL	695 510	4 119 375	364 999	2 536 688
KIRIBATI				
716 Rotating Electric Plants And Parts	0	673	0	3 457
742 Pumps For Liquid And Parts	0	29	0	2
773 Equipment For Distributing Electricity	0	4	0	2
743 Pumps, Compressors, Fans, Blowers, Centrifuges, And Parts	0	55	0	1
SUB TOTAL	0	761	0	3 462
MARSHALL ISLANDS				
793 Ships, Boats, And Floating Structures	0	1 122 000	0	2 873 276
724 Textile/leather Machinery And Parts	0	9 720	0	63 117
598 Miscellaneous Chemical Products	0	5 000	0	15 153
574 Poliacetals And Polycarbons In Primary Forms	0	258	0	6 422
655 Knitted Or Crocheted Fabrics	0	108	0	3 154
SUB TOTAL	0	1 137 086	0	2 961 122

**I.6 IM POR KOM ODITI M ENURUT NEGARA ASAL / IM PORT BY COUNTRY OF ORIGIN
DAN LIMA GOLONGAN BARANG (SITC) UTAMA / AND FIVE MAJOR SITC COMMODITY GROUP
** OKTOBER / OCTOBER 2014 ****

Negara Asal/ SITC/ Uraian Golongan Barang <i>Country of Origin/ SITC/ group Description</i>	Berat Bersih / <i>Net Weight (Kg)</i>		Nilai CIF / <i>CIF Value (US\$)</i>	
	Bulan ini <i>Current month</i>	Kumulatif <i>Cum. Jan to date</i>	Bulan ini <i>Current month</i>	Kumulatif <i>Cum. Jan to date</i>
SAMOA				
232 Synthetic Rubber Latex, Synthetic/reclaimed Rubber	189 000	398 469	523 908	1 122 387
764 Telecommunication Equipments And Parts	0	3 705	0	839 028
662 Clay And Refractory Construction Materials	0	23 500	0	54 000
728 Other Machines And Equipment Specialized For Particular Industry	0	461	0	41 004
743 Pumps, Compressors, Fans, Blowers, Centrifuges, And Parts	0	1 481	0	9 816
LAINNYA	0	43	0	442
SUB TOTAL	189 000	427 659	523 908	2 066 677
SOLOMON ISLANDS				
072 Cocoa	210 000	885 000	705 557	2 709 460
081 Feeding Stuff For Animals	0	320 000	0	359 400
248 Wood, simply Worked And Railway SLEEPER OF WOOD	0	13 836	0	6 367
743 Pumps, Compressors, Fans, Blowers, Centrifuges, And Parts	0	5	0	309
SUB TOTAL	210 000	1 218 841	705 557	3 075 536
TONGA				
292 Crude Vegetable Materials	98	490	600	3 000
723 Civil Engineering And Contractor Plants And Equipments/parts	0	55	0	1
SUB TOTAL	98	545	600	3 001
TUVALU				
656 Tulle, lace, embroidery, ribbons, trimmings And Other Small Wares	0	85	0	1 878
SUB TOTAL	0	85	0	1 878
CHRISTMAS ISLANDS				
562 Fertilizers, Manufactured	13 800 000	70 550 000	1 835 400	9 684 300
851 Footwears	55	55	5 145	5 145
893 Article Of Plastics	1	1	68	68
SUB TOTAL	13 800 056	70 550 056	1 840 613	9 689 513
U.S. MINOR OUTLYING ISLAND				
874 Measuring, Checking, Analysing, And Controlling Instrument And Apparatus	0	10	0	128
SUB TOTAL	0	10	0	128
COCOS (KEELING) ISLANDS				
656 Tulle, lace, embroidery, ribbons, trimmings And Other Small Wares	0	6	0	324
676 Iron/steel Bars, Rods, Angles, Shaped And Sections	0	244	0	151
772 Electrical Apparatus For Making And Breaking Electrical Circuits	0	10	0	131
SUB TOTAL	0	260	0	606
TOKELAU				
516 Other Organic Chemicals	0	18 040	0	23 632
775 Household Type, Electrical/ non-electrical Equipments	0	313	0	10 294
642 Paper And Paperboard Cut To Size/ shape And Article Of Papers	111	250	227	534
771 Electric Power Machinery And Parts	0	24	0	403
694 Nails, Screws, Nuts, Bolts, Rivets Of Iron/ steel Or Copper	0	20	0	118
SUB TOTAL	111	18 647	227	34 981
EAST TIMOR				
699 Manufactures Of Base Metals	6 840	104 352	2 621	61 669
071 Coffee And Coffee Substitutes	0	231 716	0	51 275
223 Oil Seeds Use For Extraction Of Other Fixed Vegetable Oils	0	244 365	0	48 653
745 Other Non-electrical Machinery, Tools, And Mechanical Apparatus	4 724	4 724	15 252	15 252
579 Waste And Scrap Of Plastics	0	21 800	0	9 530
LAINNYA	0	16 013	0	15 915
SUB TOTAL	11 564	622 970	17 873	202 294
UNITED STATES				
222 Oil Seeds Use For Extraction Of soft Fixed Vegetable Oils	98 649 147	1 687 538 781	60 974 343	1 024 856 519
081 Feeding Stuff For Animals	83 225 335	678 133 773	48 433 951	454 539 894

**I.6 IMPOR KOMODITI MENURUT NEGARA ASAL / IMPORT BY COUNTRY OF ORIGIN
DAN LIMA GOLONGAN BARANG (SITC) UTAMA / AND FIVE MAJOR SITC COMMODITY GROUP
** OKTOBER / OCTOBER 2014 ****

Negara Asal/ SITC/ Uraian Golongan Barang <i>Country of Origin/ SITC/ group Description</i>	Berat Bersih / <i>Net Weight (Kg)</i>		Nilai CIF / <i>CIF Value (US\$)</i>	
	Bulan ini <i>Current month</i>	Kumulatif <i>Cum. Jan to date</i>	Bulan ini <i>Current month</i>	Kumulatif <i>Cum. Jan to date</i>
263 Cotton	9 808 699	138 577 536	20 037 647	300 640 551
041 Wheat And Meslin, Unmilled	91 465 353	857 909 037	28 609 204	295 452 590
022 Milk,cream, And Milk Products Other Than Butter Or Cheese	5 685 010	53 917 323	20 618 107	206 350 463
LAINNYA	213 176 568	2 182 046 687	516 343 509	4 656 806 904
SUB TOTAL	502 010 112	5 598 123 137	695 016 761	6 938 646 921
CANADA				
251 Pulp And Waste Paper	73 828 927	568 387 313	55 677 188	449 766 553
041 Wheat And Meslin, Unmilled	150 161 240	1 099 012 043	50 659 858	381 091 404
562 Fertilizers, Manufactured	75 096 728	1 151 749 826	19 548 152	373 039 099
792 Aircraft And Associated Equipments And Parts	744	83 841	102 982	47 199 826
281 Iron Ore And Concentrates	79 836 487	304 541 359	8 092 825	37 161 967
LAINNYA	11 723 859	172 471 786	18 309 852	278 130 362
SUB TOTAL	390 647 985	3 296 246 168	152 390 857	1 566 389 211
MEXICO				
764 Telecommunication Equipments And Parts	6 994	94 800	1 422 671	19 704 095
282 Waste And Scrap Metal Of Iron/ steel	987 050	48 005 775	390 716	19 015 713
679 Tubes, Pipes, Hollow Profile, Pipe Fitting Of Iron/ steel	138	11 384 510	5 384	15 696 194
743 Pumps, Compressors, Fans, Blowers, Centrifuges, And Parts	92 116	1 050 702	1 471 867	14 114 133
752 Automatic Data Processing Machines And Their Units	3 894	33 711	912 819	7 827 903
LAINNYA	2 075 882	26 112 601	6 266 630	83 638 448
SUB TOTAL	3 166 074	86 682 099	10 470 087	159 996 486
GUATEMALA				
211 Hides And Skins, Raw	0	130 800	0	222 360
251 Pulp And Waste Paper	491 563	491 563	137 638	137 638
841 Men's Coats/jackets, Not Knitted	0	2 269	0	85 414
579 Waste And Scrap Of Plastics	0	357 820	0	79 942
845 Articles Of Apparel	3	2 185	176	61 806
LAINNYA	502	18 613	6 676	126 290
SUB TOTAL	492 068	1 003 250	144 490	713 450
HONDURAS				
845 Articles Of Apparel	2 657	9 383	67 089	285 224
579 Waste And Scrap Of Plastics	0	560 827	0	145 036
554 Soap,cleansing And Polishing Preparations	2 531	10 124	20 933	91 963
843 Men's Coats/jackets, Knitted	92	4 781	997	48 403
121 Tobacco, Unmanufactured And Refused	0	14 180	0	22 821
LAINNYA	517	1 838	5 828	29 293
SUB TOTAL	5 797	601 133	94 847	622 740
NICARAGUA				
845 Articles Of Apparel	377	3 367	4 050	83 520
841 Men's Coats/jackets, Not Knitted	0	2 062	0	31 569
653 Fabrics, Woven, Of Man-made Fibres	15	2 448	338	30 280
122 Tobacco, Manufactured	0	56	0	2 745
742 Pumps For Liquid And Parts	0	379	0	1 442
LAINNYA	0	206	0	4 499
SUB TOTAL	392	8 518	4 388	154 055
PANAMA				
334 Petroleum Products, Refined	0	22 093 418	0	23 572 399
793 Ships, Boats, And Floating Structures	7 920 000	15 267 000	6 000 000	13 250 000
282 Waste And Scrap Metal Of Iron/ steel	907 780	3 598 285	272 334	1 174 455
034 Fish, Fresh, Chilled Or Frozen	0	115 950	0	773 925
713 Internal Combustion Piston Engines And Parts	0	15 428	0	147 878
LAINNYA	330	117 798	26 287	309 564
SUB TOTAL	8 828 110	41 207 879	6 298 621	39 228 221

**I.6 IM POR KOM ODITI M ENURUT NEGARA ASAL / IM PORT BY COUNTRY OF ORIGIN
DAN LIM A GOLONGAN BARANG (SITC) UTAM A / AND FIVE MAJOR SITC COM M ODITY GROUP
** OKTOBER / OCTOBER 2014 ****

Negara Asal/ SITC/ Uraian Golongan Barang <i>Country of Origin/ SITC/ group Description</i>	Berat Bersih / <i>Net Weight (Kg)</i>		Nilai CIF / <i>CIF Value (US\$)</i>	
	Bulan ini <i>Current month</i>	Kumulatif <i>Cum. Jan to date</i>	Bulan ini <i>Current month</i>	Kumulatif <i>Cum. Jan to date</i>
CUBA				
542 Medicaments, Including Veterinary Medicaments	122	817	238 875	1 514 331
232 Synthetic Rubber Latex, Synthetic/ reclaimed Rubber	21 390	42 884	43 850	93 286
641 Papers And Paperboards	0	21 439	0	64 317
121 Tobacco, Unmanufactured And Refused	0	12 451	0	57 898
122 Tobacco, Manufactured	0	1 007	0	44 013
LAINNYA	179	1 184	1 132	12 432
SUB TOTAL	21 691	79 782	283 857	1 786 277
CURACAO				
831 Travel Goods	0	98	0	587
629 Articles Of Rubbers	0	1	0	358
SUB TOTAL	0	99	0	945
SURINAME				
699 Manufactures Of Base Metals	0	3	0	392
843 Men's Coats/jackets, Knitted	0	15	0	282
759 Parts And Accessories For Machine Of Heading 751 Or 752	0	4	0	37
844 Women's Coats/ jackets, Knitted	0	1	0	23
846 Clothing Accessories Of Textiles Fabrics	0	1	0	20
LAINNYA	0	4	0	34
SUB TOTAL	0	28	0	788
CHILE				
682 Copper	1 994 526	14 751 080	14 428 113	105 325 545
251 Pulp And Waste Paper	3 485 352	48 522 594	2 473 143	35 060 478
283 Copper Ores And Concentrates	0	10 149 503	0	19 992 272
057 Fruit And Nut; Fresh Or Dried	0	4 840 789	0	12 408 766
282 Waste And Scrap Metal Of Iron/ steel	3 752 680	23 050 961	1 438 171	8 679 967
LAINNYA	3 087 487	25 555 142	2 844 104	27 905 909
SUB TOTAL	12 320 045	126 870 069	21 183 531	209 372 937
VENEZUELA				
723 Civil Engineering And Contractor Plants And Equipments/ parts	18 000	18 001	208 035	208 562
541 Medicinal And Pharmaceutical Products	0	1 043	0	64 281
773 Equipment For Distributing Electricity	523	523	11 448	11 448
657 Special Yarns, textile Fabrics	0	1 268	0	9 419
874 Measuring, Checking, Analysing, And Controlling Instrument And Appa	0	10	0	9 134
LAINNYA	1	840	5	37 143
SUB TOTAL	18 524	21 685	219 488	339 987
ARGENTINA				
081 Feeding Stuff For Animals	188 458 940	1 622 806 809	101 632 296	942 017 508
044 Maize, Unmilled	40 669 100	481 084 696	9 983 345	125 720 983
263 Cotton	4 416 345	14 599 180	7 972 566	27 841 309
022 Milk, cream, And Milk Products Other Than Butter Or Cheese	625 000	5 850 000	2 649 364	21 882 309
679 Tubes, Pipes, Hollow Profile, Pipe Fitting Of Iron/ steel	186 685	12 178 627	352 825	18 607 629
LAINNYA	6 991 168	54 560 560	8 096 509	65 998 862
SUB TOTAL	241 347 238	2 191 079 872	130 686 905	1 202 068 600
BRAZIL				
081 Feeding Stuff For Animals	159 410 494	1 286 507 392	86 583 480	761 650 828
044 Maize, Unmilled	315 610 950	913 477 584	74 157 355	222 229 767
891 Arms And Ammunitions	0	530 089	0	196 316 777
263 Cotton	20 319 590	94 225 440	39 415 405	191 205 076
061 Sugar, Molasses, And Honey	52 500 000	397 332 277	22 827 524	184 220 659
LAINNYA	259 243 587	1 370 586 693	84 028 382	599 245 664
SUB TOTAL	807 084 621	4 062 659 475	307 012 146	2 154 868 771
COLOMBIA				
591 Disinfectants, Insecticides, And Fungicides Put In Forms	72 000	319 175	313 200	1 601 754
575 Other Plastics In Primary Forms	18 000	294 000	69 605	1 199 598

**I.6 IMPOR KOMODITI MENURUT NEGARA ASAL / IMPORT BY COUNTRY OF ORIGIN
DAN LIMA GOLONGAN BARANG (SITC) UTAMA / AND FIVE MAJOR SITC COMMODITY GROUP
** OKTOBER / OCTOBER 2014 ****

Negara Asal/ SITC/ Uraian Golongan Barang <i>Country of Origin/ SITC/ group Description</i>	Berat Bersih / Net Weight (Kg)		Nilai CIF / CIF Value (US\$)	
	Bulan ini <i>Current month</i>	Kumulatif <i>Cum. Jan to date</i>	Bulan ini <i>Current month</i>	Kumulatif <i>Cum. Jan to date</i>
513 Carboxylic Acids, and Their Anhydrides, halides, peroxides	40 000	364 801	55 200	566 388
522 Inorganic Chemical Elements, Oxides And Halogen Salts	0	540 000	0	352 920
598 Miscellaneous Chemical Products	16 000	53 589	87 444	327 642
LAINNYA	52 794	443 157	228 947	1 799 846
SUB TOTAL	198 794	2 014 722	754 396	5 848 148
BOLIVIA				
634 Veneers, plywood, improved/ reconstituted Wood Worked	0	4 589	0	83 973
057 Fruit And Nut; Fresh Or Dried	1 114	1 114	5 864	5 864
772 Electrical Apparatus For Making And Breaking Electrical Circuits	0	203	0	4 754
694 Nails, Screws, Nuts, Bolts, Rivets Of Iron/ steel Or Copper	0	7	0	630
SUB TOTAL	1 114	5 913	5 864	95 221
URUGUAY				
222 Oil Seeds Use For Extraction Of soft Fixed Vegetable Oils	568 130	21 619 905	332 356	13 003 209
081 Feeding Stuff For Animals	0	11 325 291	0	6 739 880
251 Pulp And Waste Paper	496 293	6 446 830	276 675	4 271 332
248 Wood, simply Worked And Railway Sleeper Of Wood	526 650	5 887 754	315 509	3 446 351
679 Tubes, Pipes, Hollow Profile, Pipe Fitting Of Iron/ steel	14 191	1 086 604	246 802	2 535 828
LAINNYA	100 350	14 721 719	230 942	5 525 403
SUB TOTAL	1 705 614	61 088 103	1 402 284	35 522 003
PARAGUAY				
081 Feeding Stuff For Animals	14 857 530	82 044 800	7 907 131	48 161 294
263 Cotton	0	989 506	0	1 959 454
044 Maize, Unmilled	992 570	6 491 669	242 187	1 567 580
611 Leathers	0	249 523	0	474 522
551 Essential Oils, Perfumes, And Flavour Materials	180	2 008	5 645	50 088
LAINNYA	0	54 000	0	19 765
SUB TOTAL	15 850 280	89 831 506	8 154 963	52 232 703
ECUADOR				
072 Cocoa	350 175	8 457 608	1 162 431	25 372 775
121 Tobacco, Unmanufactured And Refused	0	110 725	0	3 634 741
081 Feeding Stuff For Animals	0	347 802	0	671 282
745 Other Non-electrical Machinery, Tools, And Mechanical Apparatus	0	2 940	0	554 346
282 Waste And Scrap Metal Of Iron/ steel	0	299 500	0	112 313
LAINNYA	164	31 975	11 443	375 961
SUB TOTAL	350 339	9 250 550	1 173 874	30 721 418
PERU				
057 Fruit And Nut; Fresh Or Dried	0	4 891 558	0	19 090 042
081 Feeding Stuff For Animals	1 145 740	7 708 975	2 166 068	12 730 084
562 Fertilizers, Manufactured	20 000 000	109 963 000	2 140 000	11 656 054
686 Zinc	125 373	1 585 740	322 355	3 913 507
072 Cocoa	532 864	937 782	1 824 735	3 211 783
LAINNYA	104 005	1 262 336	96 332	2 068 223
SUB TOTAL	21 907 982	126 349 391	6 549 490	52 669 693
TRINIDAD AND TOBAGO				
282 Waste And Scrap Metal Of Iron/ steel	98 610	1 467 695	29 583	465 320
288 Non-ferrous Base Metal Waste And Scraps	14 060	227 874	21 371	359 047
723 Civil Engineering And Contractor Plants And Equipments/ parts	0	1 434	0	149 166
682 Copper	0	3 647	0	10 972
761 Television Receivers	0	23	0	6 794
LAINNYA	0	742	0	8 400
SUB TOTAL	112 670	1 701 415	50 954	999 699
BAHAMAS				
112 Alcoholic Beverages	5	943	90	7 733
655 Knitted Or Crocheted Fabrics	0	87	0	1 742
772 Electrical Apparatus For Making And Breaking Electrical Circuits	1	1	23	23
SUB TOTAL	6	1 031	113	9 498

**I.6 IMPOR KOMODITI MENURUT NEGARA ASAL / IMPORT BY COUNTRY OF ORIGIN
DAN LIMA GOLONGAN BARANG (SITC) UTAMA / AND FIVE MAJOR SITC COMMODITY GROUP
** OKTOBER / OCTOBER 2014 ****

Negara Asal/ SITC/ Uraian Golongan Barang <i>Country of Origin/ SITC/ group Description</i>	Berat Bersih / <i>Net Weight (Kg)</i>		Nilai CIF / <i>CIF Value (US\$)</i>	
	Bulan ini <i>Current month</i>	Kumulatif <i>Cum. Jan to date</i>	Bulan ini <i>Current month</i>	Kumulatif <i>Cum. Jan to date</i>
JAMAICA				
288 Non-ferrous Base Metal Waste And Scraps	160 720	1 173 508	255 615	1 836 206
251 Pulp And Waste Paper	0	194 938	0	42 758
112 Alcoholic Beverages	612	4 733	6 356	31 810
579 Waste And Scrap Of Plastics	0	38 540	0	12 422
SUB TOTAL	161 332	1 411 719	261 971	1 923 196
PUERTO RICO				
542 Medicaments, Including Veterinary Medicaments	2 978	22 914	738 734	6 263 006
541 Medicinal And Pharmaceutical Products	500	6 393	247 850	3 014 723
759 Parts And Accessories For Machine Of Heading 751 Or 752	1 013	7 557	113 593	1 499 996
515 Organo-inorganic And Heterocyclic Compounds	63	63	1 184 274	1 184 274
533 Pigments, Paints, Varnishes, And Related Materials	0	29 253	0	730 795
LAINNYA	278 244	297 017	204 027	937 520
SUB TOTAL	282 798	363 197	2 488 478	13 630 314
BELIZE				
655 Knitted Or Crocheted Fabrics	1 886	87 521	28 082	1 031 198
651 Textile Yarns	28 887	65 064	327 836	772 653
652 Cotton Fabrics, Woven	0	22 664	0	268 398
554 Soap,cleansing And Polishing Preparations	9 599	63 650	29 907	211 260
726 Printing/book Binding Machinery And Parts	0	37 455	0	180 000
LAINNYA	17 580	124 946	60 933	554 302
SUB TOTAL	57 952	401 300	446 758	3 017 811
DOMINICAN REPUBLIC				
282 Waste And Scrap Metal Of Iron/steel	5 364 140	13 361 920	1 955 395	4 976 752
121 Tobacco, Unmanufactured And Refused	0	44 691	0	1 278 864
211 Hides And Skins, Raw	48 100	451 653	60 606	623 348
582 Plates, Sheets, And Film Of Plastics	768	1 965	146 354	493 400
541 Medicinal And Pharmaceutical Products	356	1 786	83 669	462 482
LAINNYA	4 471	523 433	113 582	907 668
SUB TOTAL	5 417 835	14 385 448	2 359 606	8 742 514
EL SALVADOR				
845 Articles Of Apparel	6	2 983	416	90 487
267 Other Man-made Fibres Suitable For Spinning And Waste	0	70 844	0	48 512
001 Live Animals Other Than Fish	0	490	0	18 738
893 Article Of Plastics	0	1 692	0	10 056
851 Footwears	0	46	0	7 258
LAINNYA	0	353	0	12 794
SUB TOTAL	6	76 408	416	187 845
COSTA RICA				
034 Fish, Fresh, Chilled Or Frozen	98 100	248 100	735 750	1 803 250
776 Thermionic, Cold Cathode, And Photo Cathode Valves/tubes	34	1 746	40 248	607 422
773 Equipment For Distributing Electricity	656	6 199	46 120	242 003
759 Parts And Accessories For Machine Of Heading 751 Or 752	237	1 062	21 015	239 695
772 Electrical Apparatus For Making And Breaking Electrical Circuits	230	5 818	5 615	223 152
LAINNYA	513	1 063 013	59 843	580 106
SUB TOTAL	99 770	1 325 938	908 591	3 695 628
HAITI				
579 Waste And Scrap Of Plastics	0	245 910	0	79 547
845 Articles Of Apparel	526	1 669	5 648	23 898
843 Men's Coats/jackets, Knitted	0	97	0	2 736
841 Men's Coats/jackets, Not Knitted	32	32	2 226	2 226
759 Parts And Accessories For Machine Of Heading 751 Or 752	0	8	0	1 863
LAINNYA	0	9	0	371
SUB TOTAL	558	247 725	7 874	110 641

**I.6 IMPOR KOMODITI MENURUT NEGARA ASAL / IMPORT BY COUNTRY OF ORIGIN
DAN LIMA GOLONGAN BARANG (SITC) UTAMA / AND FIVE MAJOR SITC COMMODITY GROUP
** OKTOBER / OCTOBER 2014 ****

Negara Asal/ SITC/ Uraian Golongan Barang <i>Country of Origin/ SITC/ group Description</i>	Berat Bersih / <i>Net Weight (Kg)</i>		Nilai CIF / <i>CIF Value (US\$)</i>	
	Bulan ini <i>Current month</i>	Kumulatif <i>Cum. Jan to date</i>	Bulan ini <i>Current month</i>	Kumulatif <i>Cum. Jan to date</i>
BARBADOS				
759 Parts And Accessories For Machine Of Heading 751 Or 752	0	39	0	7 751
772 Electrical Apparatus For Making And Breaking Electrical Circuits	2	21	401	2 521
112 Alcoholic Beverages	0	39	0	525
SUB TOTAL	2	99	401	10 797
ANTIGUA AND BARBUDA				
121 Tobacco, Unmanufactured And Refused	0	36 600	0	266 719
895 Office And Stationery Supplies	0	972	0	20 101
772 Electrical Apparatus For Making And Breaking Electrical Circuits	0	96	0	1 444
748 Transmission Shafts And Cranks	0	100	0	493
763 Sound Recorders Or Reproducers	0	2	0	300
LAINNYA	2	19	65	339
SUB TOTAL	2	37 789	65	289 396
ANGUILLA				
655 Knitted Or Crocheted Fabrics	79 669	569 928	313 420	2 158 997
656 Tulle,lace,embroidery,ribbons,trimmings And Other Small Wares	55 304	260 143	190 447	878 835
653 Fabrics, Woven, Of Man-made Fibres	6 750	87 608	28 914	339 073
652 Cotton Fabrics, Woven	9 108	47 155	37 416	186 502
515 Organo-inorganic And Heterocyclic Compounds	0	20 000	0	118 000
LAINNYA	240	4 682	852	26 487
SUB TOTAL	151 071	989 516	571 049	3 707 894
ARUBA				
892 Printed Matter	0	3	0	565
SUB TOTAL	0	3	0	565
BERMUDA				
342 Liquefied Propane And Butane	0	45 912 251	0	37 598 740
575 Other Plastics In Primary Forms	7 485	22 455	204 864	614 592
112 Alcoholic Beverages	0	84	0	705
SUB TOTAL	7 485	45 934 790	204 864	38 214 037
CAPE VERDE				
652 Cotton Fabrics, Woven	0	167	0	1 822
759 Parts And Accessories For Machine Of Heading 751 Or 752	0	7	0	674
656 Tulle,lace,embroidery,ribbons,trimmings And Other Small Wares	0	3	0	198
SUB TOTAL	0	177	0	2 694
CAYMAN ISLANDS				
743 Pumps, Compressors, Fans, Blowers, Centrifuges, And Parts	0	705	0	9 569
SUB TOTAL	0	705	0	9 569
DOMINICA				
282 Waste And Scrap Metal Of Iron/ steel	0	527 340	0	200 389
551 Essential Oils, Perfumes, And Flavour Materials	270	1 128	7 472	21 906
872 Medical Instruments And Appliances	0	703	0	18 600
874 Measuring, Checking, Analysing, And Controlling Instrument And App	0	14	0	1 781
899 Other Miscellaneous Manufactured Articles	125	125	1 381	1 381
LAINNYA	1	11	15	1 516
SUB TOTAL	396	529 321	8 868	245 573
FRENCH GUIANA				
772 Electrical Apparatus For Making And Breaking Electrical Circuits	0	4	0	236
SUB TOTAL	0	4	0	236
FRENCH POLYNESIA				
251 Pulp And Waste Paper	0	1 459 600	0	253 680
845 Articles Of Apparel	0	1	0	3
SUB TOTAL	0	1 459 601	0	253 683

**I.6 IM POR KOM ODITI M ENURUT NEGARA ASAL / IMPORT BY COUNTRY OF ORIGIN
DAN LIMA GOLONGAN BARANG (SITC) UTAMA / AND FIVE MAJOR SITC COMMODITY GROUP
** OKTOBER / OCTOBER 2014 ****

Negara Asal/ SITC/ Uraian Golongan Barang <i>Country of Origin/ SITC/ group Description</i>	Berat Bersih / <i>Net Weight (Kg)</i>		Nilai CIF / <i>CIF Value (US\$)</i>	
	Bulan ini <i>Current month</i>	Kumulatif <i>Cum. Jan to date</i>	Bulan ini <i>Current month</i>	Kumulatif <i>Cum. Jan to date</i>
GREENLAND				
036 Crustaceans, Molluscs, And Aquatic Invertebrates	0	99 000	0	350 087
894 Baby Carriages, Toys, Games, And Sporting Goods	0	3	0	4
665 Glassware	0	15	0	1
SUB TOTAL	0	99 018	0	350 092
GRENADA				
542 Medicaments, Including Veterinary Medicaments	0	1 219	0	371 798
743 Pumps, Compressors, Fans, Blowers, Centrifuges, And Parts	0	106	0	1 225
SUB TOTAL	0	1 325	0	373 023
NETHERLANDS ANTILLES				
714 Engines And Motors, Non-electric And Parts	0	1 516	0	466 065
592 Starches, Inulin, And Wheat Glutenal Buminoial Substances; Glues	0	70 244	0	150 474
699 Manufactures Of Base Metals	0	30	0	15 057
752 Automatic Data Processing Machines And Their Units	0	27	0	10 643
772 Electrical Apparatus For Making And Breaking Electrical Circuits	0	56	0	9 034
LAINNYA	0	1 161	0	12 451
SUB TOTAL	0	73 034	0	663 724
NORFOLK ISLANDS				
728 Other Machines And Equipment Specialized For Particular Industry	0	8 105	0	161 529
741 Heating And Cooling Equipments And Parts	0	25	0	2 992
SUB TOTAL	0	8 130	0	164 521
SAINT LUCIA				
759 Parts And Accessories For Machine Of Heading 751 Or 752	6	72	639	5 314
SUB TOTAL	6	72	639	5 314
UNITED KINGDOM				
251 Pulp And Waste Paper	10 615 908	199 179 365	2 072 317	39 238 613
723 Civil Engineering And Contractor Plants And Equipments/parts	123 111	1 205 965	3 099 462	31 980 120
553 Perfumery, Cosmetics, And Toilet Preparations	144 285	881 523	3 998 600	30 152 578
542 Medicaments, Including Veterinary Medicaments	57 595	294 399	3 648 821	29 420 312
792 Aircraft And Associated Equipments And Parts	3 029	31 533	1 258 800	28 816 925
LAINNYA	8 605 680	127 267 100	58 117 640	608 631 162
SUB TOTAL	19 549 608	328 859 885	72 195 640	768 239 710
NETHERLANDS				
511 Hydrocarbon And Their Halogenated, Nitrated Derivatives	68 296	45 267 114	172 209	64 075 205
022 Milk,cream, And Milk Products Other Than Butter Or Cheese	1 605 825	13 955 466	6 029 776	54 117 813
098 Edible Products And Preparations	588 462	5 571 836	4 229 950	37 829 689
784 Parts And Accessories Of The Motor Vehicles	20 811	358 256	1 895 118	32 861 773
592 Starches, Inulin, And Wheat Glutenal Buminoial Substances; Glues	1 207 716	14 026 299	1 931 509	27 615 780
LAINNYA	25 250 041	178 688 129	58 619 492	513 453 621
SUB TOTAL	28 741 151	257 867 100	72 878 054	729 953 881
FRANCE				
022 Milk,cream, And Milk Products Other Than Butter Or Cheese	4 280 117	41 902 755	10 490 943	121 780 958
891 Arms And Ammunitions	15 847	279 672	4 137 710	80 145 405
772 Electrical Apparatus For Making And Breaking Electrical Circuits	153 608	2 040 385	4 531 631	63 835 225
553 Perfumery, Cosmetics, And Toilet Preparations	97 489	940 687	4 897 523	63 307 985
251 Pulp And Waste Paper	4 286 536	95 946 845	1 906 654	57 329 551
LAINNYA	15 161 533	138 625 134	65 379 516	768 665 355
SUB TOTAL	23 995 130	279 735 478	91 343 977	1 155 064 479
GERMANY, FED. REP. OF				
728 Other Machines And Equipment Specialized For Particular Industry	1 609 853	14 968 040	50 647 786	515 214 772
745 Other Non-electical Machinery, Tools, And Mechanical Apparatus	447 728	3 336 549	29 549 777	201 446 563
776 Thermionic, Cold Cathode, And Photo Cathode Valves/tubes	26 672	176 853	13 776 987	130 431 551

**I.6 IMPOR KOMODITI MENURUT NEGARA ASAL / IMPORT BY COUNTRY OF ORIGIN
DAN LIMA GOLONGAN BARANG (SITC) UTAMA / AND FIVE MAJOR SITC COMMODITY GROUP
** OKTOBER / OCTOBER 2014 ****

Negara Asal/ SITC/ Uraian Golongan Barang <i>Country of Origin/ SITC/ group Description</i>	Berat Bersih / <i>Net Weight (Kg)</i>		Nilai CIF / <i>CIF Value (US\$)</i>	
	Bulan ini <i>Current month</i>	Kumulatif <i>Cum. Jan to date</i>	Bulan ini <i>Current month</i>	Kumulatif <i>Cum. Jan to date</i>
741 Heating And Cooling Equipments And Parts	417 717	4 805 102	6 119 056	122 272 772
781 Passengger Motor Cars	1 112 360	7 484 488	14 417 228	111 772 695
LAINNYA	74 619 221	657 379 282	264 100 524	2 412 372 833
SUB TOTAL	78 233 551	688 150 314	378 611 358	3 493 511 186
AUSTRIA				
776 Thermionic, Cold Cathode, And Photo Cathode Valves/tubes	10 719	100 289	4 877 425	56 999 129
641 Papers And Paperboards	1 883 245	10 040 423	3 204 138	22 515 769
728 Other Machines And Equipment Specialized For Particular Industry	16 337	556 788	669 460	18 876 364
727 Food Processing Machines And Parts	11 075	318 366	1 145 643	17 544 085
716 Rotating Electric Plants And Parts	130	538 940	27 714	16 073 112
LAINNYA	2 091 703	22 216 362	16 836 368	154 073 457
SUB TOTAL	4 013 209	33 771 168	26 760 748	286 081 916
BELGIUM				
515 Organo-inorganic And Heterocyclic Compounds	2 036 588	20 491 916	7 614 744	68 145 707
022 Milk,cream, And Milk Products Other Than Butter Or Cheese	875 000	11 725 000	3 252 825	51 013 360
743 Pumps, Compressors, Fans, Blowers, Centrifuges, And Parts	279 031	1 216 452	7 155 979	34 345 345
541 Medicinal And Pharmaceutical Products	52 055	543 314	1 163 312	19 587 997
562 Fertilizers, Manufactured	8 708 780	47 788 372	2 794 215	17 706 417
LAINNYA	14 864 638	160 193 248	25 782 584	307 481 928
SUB TOTAL	26 816 092	241 958 302	47 763 659	498 280 754
SWITZERLAND				
542 Medicaments, Including Veterinary Medicaments	27 898	185 971	14 046 097	63 875 285
714 Engines And Motors, Non-electric And Parts	682	47 609	1 471 144	43 771 771
551 Essential Oils, Perfumes, And Flavour Materials	73 557	1 242 334	2 568 858	33 461 023
515 Organo-inorganic And Heterocyclic Compounds	153 946	1 161 173	2 480 381	22 641 207
533 Pigments, Paints, Varnishes, And Related Materials	41 238	623 517	2 932 048	22 323 182
LAINNYA	1 257 967	20 883 498	30 168 742	315 758 014
SUB TOTAL	1 555 288	24 144 102	53 667 270	501 830 482
LUXEMBOURG				
676 Iron/steel Bars, Rods, Angels, Shaped And Sections	33 238	1 233 865	58 476	1 821 519
657 Special Yarns, textile Fabrics	5 637	53 384	77 013	638 877
893 Article Of Plastics	0	37 633	0	328 718
741 Heating And Cooling Equipments And Parts	3 152	6 659	74 966	251 137
749 Non-electric Parts And Accessories Of Machineries	1 400	6 999	82 407	250 459
LAINNYA	16 623	352 317	246 682	1 954 735
SUB TOTAL	60 050	1 690 857	539 544	5 245 445
GIBRALTAR				
676 Iron/steel Bars, Rods, Angels, Shaped And Sections	0	1	0	86
SUB TOTAL	0	1	0	86
MONACO				
542 Medicaments, Including Veterinary Medicaments	60	240	80 930	342 123
514 Nitrogen-function Compounds	1 312	7 575	20 215	108 865
523 Metallicsalts And Peroxysalts	0	2 993	0	70 560
551 Essential Oils, Perfumes, And Flavour Materials	296	1 490	6 107	29 394
747 Taps, Cocks, And Valves For Pipes	53	110	1 488	25 537
LAINNYA	451	2 057	9 202	57 734
SUB TOTAL	2 172	14 465	117 942	634 213
DENMARK				
542 Medicaments, Including Veterinary Medicaments	5 918	85 693	2 132 680	32 276 941
022 Milk,cream, And Milk Products Other Than Butter Or Cheese	193 425	2 502 376	873 893	17 340 585
728 Other Machines And Equipment Specialized For Particular Industry	57 681	488 371	1 370 365	6 795 228
598 Miscellaneous Chemical Products	95 831	758 373	339 515	6 262 472
727 Food Processing Machines And Parts	2 665	120 769	357 451	5 832 374
LAINNYA	943 278	23 319 410	8 830 781	72 214 111
SUB TOTAL	1 298 798	27 274 992	13 904 685	140 721 711

**I.6 IMPOR KOMODITI MENURUT NEGARA ASAL / IMPORT BY COUNTRY OF ORIGIN
DAN LIMA GOLONGAN BARANG (SITC) UTAMA / AND FIVE MAJOR SITC COMMODITY GROUP
** OKTOBER / OCTOBER 2014 ****

Negara Asal/ SITC/ Uraian Golongan Barang <i>Country of Origin/ SITC/ group Description</i>	Berat Bersih / <i>Net Weight (Kg)</i>		Nilai CIF / <i>CIF Value (US\$)</i>	
	Bulan ini <i>Current month</i>	Kumulatif <i>Cum. Jan to date</i>	Bulan ini <i>Current month</i>	Kumulatif <i>Cum. Jan to date</i>
NORWAY				
562 Fertilizers, Manufactured	20 007 340	119 621 759	10 407 057	58 984 028
251 Pulp And Waste Paper	2 123 030	39 374 039	404 382	9 808 274
034 Fish, Fresh, Chilled Or Frozen	609 893	3 177 109	1 841 968	9 270 557
716 Rotating Electric Plants And Parts	163 673	363 538	3 523 190	7 259 364
874 Measuring, Checking, Analysing, And Controlling Instrument And Appa LAINNYA	1 180 1 860 609	59 516 13 569 247	616 512 8 976 499	6 504 010 59 225 451
SUB TOTAL	24 765 725	176 165 208	25 769 608	151 051 684
SWEDEN				
764 Telecommunication Equipments And Parts	33 411	682 431	3 875 169	119 721 281
251 Pulp And Waste Paper	14 595 419	91 720 240	12 066 207	82 019 882
641 Papers And Paperboards	5 829 881	53 184 030	6 018 129	57 733 153
714 Engines And Motors, Non-electric And Parts	11	323 085	2 250	26 275 245
334 Petroleum Products, Refined LAINNYA	534 187 2 022 679	16 867 685 38 430 797	785 048 27 552 566	24 766 917 265 477 801
SUB TOTAL	23 015 588	201 208 268	50 299 369	575 994 279
FINLAND				
764 Telecommunication Equipments And Parts	31 103	450 330	9 904 586	229 155 560
716 Rotating Electric Plants And Parts	1 113 968	3 725 185	10 762 738	56 401 907
723 Civil Engineering And Contractor Plants And Equipments/parts	33 534	906 850	1 003 147	30 615 505
641 Papers And Paperboards	2 192 476	26 976 040	2 644 065	25 672 363
772 Electrical Apparatus For Making And Breaking Electrical Circuits LAINNYA	3 038 1 315 821	493 758 17 410 431	1 171 118 12 589 959	11 282 754 123 497 458
SUB TOTAL	4 689 940	49 962 594	38 075 613	476 625 547
IRELAND				
793 Ships, Boats, And Floating Structures	0	1 659 000	0	14 000 000
022 Milk,cream, And Milk Products Other Than Butter Or Cheese	594 750	3 431 930	1 374 294	11 160 827
551 Essential Oils, Perfumes, And Flavour Materials	74 093	866 713	1 416 452	10 864 888
752 Automatic Data Processing Machines And Their Units	3 436	29 819	1 118 741	8 196 466
542 Medicaments, Including Veterinary Medicaments LAINNYA	860 827 478	6 077 15 930 274	1 168 059 3 474 345	7 880 541 30 878 740
SUB TOTAL	1 500 617	21 923 813	8 551 891	82 981 462
ITALY				
745 Other Non-electical Machinery, Tools, And Mechanical Apparatus	295 457	2 263 460	33 882 967	207 297 642
728 Other Machines And Equipment Specialized For Particular Industry	953 422	7 158 105	16 544 373	173 942 363
747 Taps, Cocks, And Valves For Pipes	769 362	2 778 355	15 699 607	86 392 747
679 Tubes, Pipes, Hollow Profile, Pipe Fitting Of Iron/steel	1 503 499	33 713 667	3 363 143	77 137 091
743 Pumps, Compressors, Fans, Blowers, Centrifuges, And Parts LAINNYA	79 532 14 369 619	1 681 711 248 105 167	1 487 880 64 284 671	69 185 296 875 866 473
SUB TOTAL	17 970 891	295 700 465	135 262 641	1 489 821 612
SPAIN				
679 Tubes, Pipes, Hollow Profile, Pipe Fitting Of Iron/steel	289 744	6 315 052	4 907 227	77 365 411
792 Aircraft And Associated Equipments And Parts	2 338	173 672	704 269	34 584 298
691 Structures And Parts Of Iron/steel Or Aluminium	77 757	5 828 747	780 226	28 075 407
533 Pigments, Paints, Varnishes, And Related Materials	929 093	15 171 676	1 081 423	20 059 879
542 Medicaments, Including Veterinary Medicaments LAINNYA	21 642 4 782 319	195 127 52 626 852	1 240 387 21 171 329	14 074 936 260 929 453
SUB TOTAL	6 102 893	80 311 126	29 884 861	435 089 384
PORTUGAL				
511 Hydrocarbon And Their Halogenated, Nitrated Derivatives	0	15 207 079	0	15 362 845
845 Articles Of Apparel	12 449	119 398	564 602	5 726 794
764 Telecommunication Equipments And Parts	543	4 597	318 095	5 433 446
842 Women's Coats/jacket, Not Knitted	2 500	23 992	172 310	1 812 847
844 Women's Coats/jackets, Knitted LAINNYA	1 897 172 406	33 031 3 063 627	88 790 1 488 044	1 783 146 16 434 522
SUB TOTAL	189 795	18 451 724	2 631 841	46 553 600

I.6 IM POR KOM ODITI M ENURUT NEGARA ASAL / I M P O R T B Y C O U N T R Y O F O R I G I N
DAN L I M A G O L O N G A N B A R A N G (S I T C) U T A M A / A N D F I V E M A J O R S I T C C O M M O D I T Y G R O U P
**** OKTOBER / OCTOBER 2014 ****

Negara Asal/ SITC/ Uraian Golongan Barang <i>Country of Origin/ SITC/ group Description</i>	Berat Bersih / <i>Net Weight (Kg)</i>		Nilai CIF / <i>CIF Value (US\$)</i>	
	Bulan ini <i>Current month</i>	Kumulatif <i>Cum. Jan to date</i>	Bulan ini <i>Current month</i>	Kumulatif <i>Cum. Jan to date</i>
ICELAND				
034 Fish, Fresh, Chilled Or Frozen	0	348 720	0	497 694
411 Animal Oils And Fats	0	88 920	0	422 533
727 Food Processing Machines And Parts	0	4 709	0	143 131
542 Medicaments, Including Veterinary Medicaments	0	914	0	109 479
523 Metallicsalts And Peroxysalts	0	200	0	9 455
LAINNYA	7	999	362	16 815
SUB TOTAL	7	444 462	362	1 199 107
M ONTSERRAT				
716 Rotating Electric Plants And Parts	0	2 080	0	3 667
SUB TOTAL	0	2 080	0	3 667
GREECE				
263 Cotton	21 998	12 614 222	36 858	26 896 770
121 Tobacco, Unmanufactured And Refused	415 701	1 709 546	3 453 036	14 287 995
251 Pulp And Waste Paper	9 391 024	67 721 887	1 887 671	13 894 308
793 Ships, Boats, And Floating Structures	0	4 949 026	0	5 996 276
522 Inorganic Chemical Elements, Oxides And Halogen Salts	360 000	1 360 315	623 520	2 368 448
LAINNYA	1 231 854	11 532 531	1 255 410	13 303 599
SUB TOTAL	11 420 577	99 887 527	7 256 495	76 747 396
VATICAN CITY STATE				
248 Wood, simply Worked And Railway Sleeper Of Wood	0	63 215	0	57 980
747 Taps, Cocks, And Valves For Pipes	0	1 491	0	36 738
742 Pumps For Liquid And Parts	0	156	0	5 639
713 Internal Combustion Piston Engines And Parts	0	25	0	538
SUB TOTAL	0	64 887	0	100 895
ANDORRA				
333 Petroleum Oil, Crude	13 309 626	13 309 626	10 200 000	10 200 000
334 Petroleum Products, Refined	0	7 768 014	0	8 454 320
728 Other Machines And Equipment Specialized For Particular Industry	0	286	0	1 610
656 Tulle, lace, embroidery, ribbons, trimmings And Other Small Wares	0	23	0	558
679 Tubes, Pipes, Hollow Profile, Pipe Fitting Of Iron/steel	0	55	0	1
SUB TOTAL	13 309 626	21 078 004	10 200 000	18 656 489
LIECHTENSTEIN				
772 Electrical Apparatus For Making And Breaking Electrical Circuits	411	7 153	22 495	294 095
533 Pigments, Paints, Varnishes, And Related Materials	0	5 980	0	146 355
742 Pumps For Liquid And Parts	0	301	0	10 601
778 Electrical Machinery And Apparatus	0	271	0	10 022
699 Manufactures Of Base Metals	1	55	482	7 829
LAINNYA	0	121	0	14 696
SUB TOTAL	412	13 881	22 977	483 598
DEMOCRATIC REP. OF THE CONGO				
292 Crude Vegetable Materials	0	838 684	0	2 054 253
248 Wood, simply Worked And Railway Sleeper Of Wood	0	36 290	0	26 849
874 Measuring, Checking, Analysing, And Controlling Instrument And App:	0	7	0	5 087
745 Other Non-electical Machinery, Tools, And Mechanical Apparatus	0	5	0	2 176
895 Office And Stationery Supplies	0	2	0	1 598
LAINNYA	0	5	0	89
SUB TOTAL	0	874 993	0	2 090 052
HUNGARY				
741 Heating And Cooling Equipments And Parts	20	271 786	741	7 580 443
728 Other Machines And Equipment Specialized For Particular Industry	125	68 344	4 153	5 394 752
541 Medicinal And Pharmaceutical Products	3 217	21 919	403 061	4 521 731
772 Electrical Apparatus For Making And Breaking Electrical Circuits	2 701	404 705	100 991	4 469 113
551 Essential Oils, Perfumes, And Flavour Materials	10 152	149 229	278 635	3 630 756
LAINNYA	2 795 064	4 799 479	3 219 525	29 125 487
SUB TOTAL	2 811 279	5 715 462	4 007 106	54 722 282

**I.6 IM POR KOM ODITI M ENURUT NEGARA ASAL / IM PORT BY COUNTRY OF ORIGIN
DAN LIMA GOLONGAN BARANG (SITC) UTAMA / AND FIVE MAJOR SITC COMMODITY GROUP
** OKTOBER / OCTOBER 2014 ****

Negara Asal/ SITC/ Uraian Golongan Barang <i>Country of Origin/ SITC/ group Description</i>	Berat Bersih / <i>Net Weight (Kg)</i>		Nilai CIF / <i>CIF Value (US\$)</i>	
	Bulan ini <i>Current month</i>	Kumulatif <i>Cum. Jan to date</i>	Bulan ini <i>Current month</i>	Kumulatif <i>Cum. Jan to date</i>
POLAND				
022 Milk,cream, And Milk Products Other Than Butter Or Cheese	987 000	11 413 200	1 713 606	21 170 493
098 Edible Products And Preparations	208 780	2 842 072	1 238 662	12 357 346
553 Perfumery, Cosmetics, And Toilet Preparations	101 667	1 009 050	975 546	9 827 294
696 Cutlery	24 396	200 578	761 858	6 392 367
713 Internal Combustion Piston Engines And Parts	713 685	808 733	2 666 052	5 375 366
LAINNYA	1 062 528	27 607 548	5 540 029	62 420 362
SUB TOTAL	3 098 056	43 881 181	12 895 753	117 543 228
ROMANIA				
679 Tubes, Pipes, Hollow Profile, Pipe Fitting Of Iron/steel	14 356	846 232	67 690	3 299 850
842 Women's Coats/jacket, Not Knitted	3 723	48 162	192 224	2 519 859
744 Mechanical Handling Equipments And Parts	0	662 620	0	1 200 033
742 Pumps For Liquid And Parts	65 501	163 470	481 557	1 110 161
122 Tobacco, Manufactured	39 580	201 533	211 902	1 067 572
LAINNYA	1 642 840	3 833 134	1 392 650	13 444 133
SUB TOTAL	1 766 000	5 755 151	2 346 023	22 641 608
BULGARIA				
121 Tobacco, Unmanufactured And Refused	20 020	947 867	110 777	8 278 217
523 Metallicsalts And Peroxysalts	1 291 580	26 959 914	302 506	6 238 850
081 Feeding Stuff For Animals	49 000	1 084 636	226 923	5 027 403
041 Wheat And Meslin, Unmilled	15 000 000	15 000 000	4 510 500	4 510 500
075 Spices	4 419 065	9 370 010	2 042 181	4 479 599
LAINNYA	1 264 012	5 384 165	1 413 918	12 468 821
SUB TOTAL	22 043 677	58 746 592	8 606 805	41 003 390
SERBIA				
748 Transmission Shafts And Cranks	781	964	1 722	2 598
746 Ball Or Roller Bearings	92	130	116	181
SUB TOTAL	873	1 094	1 838	2 779
ALBANIA				
671 Pig Iron,spiegeleisen,sponge Iron, And Ferro-alloys	0	375 289	0	596 705
841 Men's Coats/jackets, Not Knitted	134	1 223	7 161	68 494
851 Footwears	16	751	667	29 047
842 Women's Coats/jacket, Not Knitted	4	113	1 065	28 720
845 Articles Of Apparel	73	200	3 957	10 827
LAINNYA	503	1 156	2 673	7 816
SUB TOTAL	730	378 732	15 523	741 609
ARMENIA				
741 Heating And Cooling Equipments And Parts	0	15 797	0	195 158
791 Railway Vehicles And Associated Equipments	0	164	0	13 874
784 Parts And Accessories Of The Motor Vehicles	39	348	1 296	12 959
772 Electrical Apparatus For Making And Breaking Electrical Circuits	24	203	860	5 985
841 Men's Coats/jackets, Not Knitted	0	33	0	3 067
LAINNYA	66	371	2 165	13 246
SUB TOTAL	129	16 916	4 321	244 289
AZERBAIJAN				
333 Petroleum Oil, Crude	226 697 687	2 502 604 089	168 875 754	2 078 206 389
749 Non-electric Parts And Accessories Of Machineries	0	8	0	4 060
747 Taps, Cocks, And Valves For Pipes	0	1	0	2 700
629 Articles Of Rubbers	0	99	0	1 812
772 Electrical Apparatus For Making And Breaking Electrical Circuits	0	2	0	116
SUB TOTAL	226 697 687	2 502 604 199	168 875 754	2 078 215 077
BELARUS				
562 Fertilizers, Manufactured	55 232 842	551 941 901	17 297 976	160 308 031
625 Rubber Tyre,tyre Cases,tyre Treads,inner Tubes, And Tyre Flaps	3 871	497 659	17 503	1 473 792
891 Arms And Ammunitions	0	1 028	0	669 750

**I.6 IMPOR KOMODITI MENURUT NEGARA ASAL / IMPORT BY COUNTRY OF ORIGIN
DAN LIMA GOLONGAN BARANG (SITC) UTAMA / AND FIVE MAJOR SITC COMMODITY GROUP
** OKTOBER / OCTOBER 2014 ****

Negara Asal/ SITC/ Uraian Golongan Barang <i>Country of Origin/ SITC/ group Description</i>	Berat Bersih / <i>Net Weight (Kg)</i>		Nilai CIF / <i>CIF Value (US\$)</i>	
	Bulan ini <i>Current month</i>	Kumulatif <i>Cum. Jan to date</i>	Bulan ini <i>Current month</i>	Kumulatif <i>Cum. Jan to date</i>
874 Measuring, Checking, Analysing, And Controlling Instrument And App:	688	689	403 949	403 956
592 Starches, Inulin, And Wheat Glutenal Buminoidal Substances; Glues	0	15 000	0	177 131
LAINNYA	20 665	85 689	73 300	234 716
SUB TOTAL	55 258 066	552 541 966	17 792 728	163 267 376
KAZAKHSTAN				
686 Zinc	796 379	8 591 613	2 020 609	20 147 227
671 Pig Iron, spiegeleisen, sponge Iron, And Ferro-alloys	0	260 000	0	738 993
122 Tobacco, Manufactured	0	9	0	51 780
874 Measuring, Checking, Analysing, And Controlling Instrument And App:	0	99	0	24 302
695 Tools For Used In The Hand Or In Machines	0	154	0	14 947
LAINNYA	0	105	0	27 119
SUB TOTAL	796 379	8 851 980	2 020 609	21 004 368
KYRGYZSTAN				
653 Fabrics, Woven, Of Man-made Fibres	4 981	35 728	39 336	129 243
726 Printing/book Binding Machinery And Parts	0	10 020	0	96 000
098 Edible Products And Preparations	0	20 000	0	53 400
675 Flat Rolled Products And Alloy Steels	0	85 123	0	49 104
575 Other Plastics In Primary Forms	0	14 400	0	45 360
LAINNYA	1 581	71 360	7 829	219 402
SUB TOTAL	6 562	236 631	47 165	592 509
MOLDOVA, REPUBLIC OF				
041 Wheat And Meslin, Unmilled	13 568 530	39 184 668	3 602 928	10 823 819
842 Women's Coats/ jacket, Not Knitted	561	7 070	22 097	292 550
831 Travel Goods	822	4 236	28 456	110 070
845 Articles Of Apparel	255	2 742	8 389	98 282
844 Women's Coats/ jackets, Knitted	422	2 727	12 712	88 181
LAINNYA	0	5 230	0	33 339
SUB TOTAL	13 570 590	39 206 673	3 674 582	11 446 241
TAJKISTAN				
629 Articles Of Rubbers	0	145	0	4 974
759 Parts And Accessories For Machine Of Heading 751 Or 752	0	10	0	1 050
651 Textile Yarns	37	37	763	763
655 Knitted Or Crocheted Fabrics	8	8	62	62
SUB TOTAL	45	200	825	6 849
TURKMENISTAN				
841 Men's Coats/ jackets, Not Knitted	281	3 124	7 931	99 226
263 Cotton	0	22 937	0	77 115
842 Women's Coats/ jacket, Not Knitted	0	59	0	2 100
843 Men's Coats/ jackets, Knitted	0	6	0	194
SUB TOTAL	281	26 126	7 931	178 635
UKRAINE				
672 Ingots And Other Iron/ steel In Primary Forms	19 908 960	185 415 231	9 971 467	100 935 050
041 Wheat And Meslin, Unmilled	92 805 006	288 601 261	23 880 777	80 116 688
673 Flat Rolled Products, Not Clad	1 990 722	101 955 206	1 404 771	67 103 941
675 Flat Rolled Products And Alloy Steels	19 764	6 553 861	12 299	5 230 931
046 Meal And Flour Of Wheat And Flour Of Meslin	276 000	11 815 050	101 568	4 420 650
LAINNYA	1 824 688	30 126 240	2 207 733	22 742 270
SUB TOTAL	116 825 140	624 466 849	37 578 615	280 549 530
UZBEKISTAN				
713 Internal Combustion Piston Engines And Parts	535	279 083	11 431	3 617 157
251 Pulp And Waste Paper	0	565 740	0	1 042 613
263 Cotton	0	50 872	0	94 209
747 Taps, Cocks, And Valves For Pipes	0	84	0	2 284
748 Transmission Shafts And Cranks	0	57	0	1 381
LAINNYA	0	8	0	217
SUB TOTAL	535	895 844	11 431	4 757 861

**I.6 IM POR KOM ODITI M ENURUT NEGARA ASAL / IMPORT BY COUNTRY OF ORIGIN
DAN LIMA GOLONGAN BARANG (SITC) UTAMA / AND FIVE MAJOR SITC COMMODITY GROUP
** OKTOBER / OCTOBER 2014 ****

Negara Asal/ SITC/ Uraian Golongan Barang <i>Country of Origin/ SITC/ group Description</i>	Berat Bersih / <i>Net Weight (Kg)</i>		Nilai CIF / <i>CIF Value (US\$)</i>	
	Bulan ini <i>Current month</i>	Kumulatif <i>Cum. Jan to date</i>	Bulan ini <i>Current month</i>	Kumulatif <i>Cum. Jan to date</i>
LITHUANIA				
022 Milk,cream, And Milk Products Other Than Butter Or Cheese	225 000	2 217 000	339 875	3 222 660
562 Fertilizers, Manufactured	0	6 289 600	0	1 815 397
041 Wheat And Meslin, Unmilled	0	3 006 340	0	1 016 143
821 Furnitures And Parts	25 922	77 390	66 073	223 427
842 Women's Coats/jacket, Not Knitted	205	1 031	24 238	134 910
LAINNYA	60 995	444 183	188 249	944 643
SUB TOTAL	312 122	12 035 544	618 435	7 357 180
LATVIA				
282 Waste And Scrap Metal Of Iron/ steel	0	1 003 980	0	430 453
288 Non-ferrous Base Metal Waste And Scraps	44 380	131 300	68 352	198 619
046 Meal And Flour Of Wheat And Flour Of Meslin	0	400 000	0	154 400
784 Parts And Accessories Of The Motor Vehicles	218	4 377	7 313	130 261
728 Other Machines And Equipment Specialized For Particular Industry	300	1 386	13 818	80 340
LAINNYA	27 934	81 000	52 949	567 006
SUB TOTAL	72 832	1 622 043	142 432	1 561 079
ESTONIA				
723 Civil Engineering And Contractor Plants And Equipments/parts	0	23 542	0	420 207
764 Telecommunication Equipments And Parts	621	9 556	27 733	365 170
641 Papers And Paperboards	103 796	282 836	95 492	263 552
525 Radioactive And Associated Materials	0	40 000	0	226 400
232 Synthetic Rubber Latex, Synthetic/ reclaimed Rubber	0	43 200	0	145 757
LAINNYA	4 280	238 530	86 577	1 012 268
SUB TOTAL	108 697	637 664	209 802	2 433 354
GEORGIA				
792 Aircraft And Associated Equipments And Parts	0	11 751	0	4 395 729
679 Tubes, Pipes, Hollow Profile, Pipe Fitting Of Iron/ steel	22 571	40 290	106 181	428 551
685 Lead	0	167 970	0	334 116
723 Civil Engineering And Contractor Plants And Equipments/parts	5	2 576	83	140 364
842 Women's Coats/jacket, Not Knitted	0	3 899	0	135 916
LAINNYA	3 325	209 203	36 366	542 799
SUB TOTAL	25 901	435 689	142 630	5 977 475
CROATIA				
121 Tobacco, Unmanufactured And Refused	0	1 122 600	0	5 081 190
273 Stone, Sand And Gravel	0	995 280	0	639 864
737 Metalworking Machinery And Parts	2 606	84 203	10 870	491 540
248 Wood, simply Worked And Railway Seeper Of Wood	70 000	596 789	53 932	487 319
653 Fabrics, Woven, Of Man-made Fibres	1	28 995	2	411 863
LAINNYA	68 352	1 801 344	113 993	3 122 282
SUB TOTAL	140 959	4 629 211	178 797	10 234 058
BOSNIA AND HERZEGOVINA				
333 Petroleum Oil, Crude	0	19 191 983	0	15 214 500
263 Cotton	197 841	197 841	413 833	413 833
851 Footwears	0	149 035	0	122 408
248 Wood, simply Worked And Railway Seeper Of Wood	0	91 355	0	61 543
747 Taps, Cocks, And Valves For Pipes	17	474	2 443	51 399
LAINNYA	1 200	6 011	10 293	44 258
SUB TOTAL	199 058	19 636 699	426 569	15 907 941
MALTA				
542 Medicaments, Including Veterinary Medicaments	0	4 631	0	863 005
251 Pulp And Waste Paper	255 120	1 812 570	47 197	319 822
778 Electrical Machinery And Apparatus	105	1 846	14 453	208 765
579 Waste And Scrap Of Plastics	0	138 088	0	61 578
776 Thermionic, Cold Cathode, And Photo Cathode Valves/ tubes	73	390	4 544	56 099
LAINNYA	222	19 411	9 324	181 594
SUB TOTAL	255 520	1 976 936	75 518	1 690 863

**I.6 IMPOR KOMODITI MENURUT NEGARA ASAL / IMPORT BY COUNTRY OF ORIGIN
DAN LIMA GOLONGAN BARANG (SITC) UTAMA / AND FIVE MAJOR SITC COMMODITY GROUP
** OKTOBER / OCTOBER 2014 ****

Negara Asal/ SITC/ Uraian Golongan Barang <i>Country of Origin/ SITC/ group Description</i>	Berat Bersih / <i>Net Weight (Kg)</i>		Nilai CIF / <i>CIF Value (US\$)</i>	
	Bulan ini <i>Current month</i>	Kumulatif <i>Cum. Jan to date</i>	Bulan ini <i>Current month</i>	Kumulatif <i>Cum. Jan to date</i>
SLOVAKIA				
737 Metalworking Machinery And Parts	94 645	200 424	422 398	1 039 200
514 Nitrogen-function Compounds	0	532 000	0	841 440
781 Passenger Motor Cars	0	35 701	0	669 328
759 Parts And Accessories For Machine Of Heading 751 Or 752	76	4 917	3 648	610 107
778 Electrical Machinery And Apparatus	1 214	21 104	36 558	535 946
LAINNYA	62 038	768 605	438 485	6 162 386
SUB TOTAL	157 973	1 562 751	901 089	9 858 407
SLOVENIA				
737 Metalworking Machinery And Parts	140 400	545 180	483 553	1 801 330
542 Medicaments, Including Veterinary Medicaments	31	3 998	37 717	1 715 024
699 Manufactures Of Base Metals	596	50 197	13 703	694 253
541 Medicinal And Pharmaceutical Products	0	4 501	0	508 750
893 Article Of Plastics	10 836	107 454	33 110	476 896
LAINNYA	28 993	730 424	312 129	5 224 960
SUB TOTAL	180 856	1 441 754	880 212	10 421 213
CZECH REPUBLIC				
251 Pulp And Waste Paper	9 465 153	75 685 186	8 190 649	66 931 810
714 Engines And Motors, Non-electric And Parts	107	267 167	21 132	8 599 581
772 Electrical Apparatus For Making And Breaking Electrical Circuits	23 810	380 669	630 667	7 496 341
743 Pumps, Compressors, Fans, Blowers, Centrifuges, And Parts	46 527	431 822	909 083	7 402 141
514 Nitrogen-function Compounds	358 420	3 039 340	714 219	6 210 896
LAINNYA	986 161	7 631 664	5 970 348	51 062 791
SUB TOTAL	10 880 178	87 435 848	16 436 098	147 703 560
SOUTH GEORGIA AND THE SOUTH SA				
672 Ingots And Other Iron/steel In Primary Forms	0	25	0	370
SUB TOTAL	0	25	0	370
REP. OF MACEDONIA				
121 Tobacco, Unmanufactured And Refused	0	599 910	0	4 521 703
842 Women's Coats/jacket, Not Knitted	7	1 056	1 159	135 255
845 Articles Of Apparel	3	190	715	22 422
841 Men's Coats/jackets, Not Knitted	0	139	0	15 247
844 Women's Coats/jackets, Knitted	16	258	629	10 430
LAINNYA	248	1 342	1 539	8 489
SUB TOTAL	274	602 895	4 042	4 713 546
FAEROE ISLANDS				
034 Fish, Fresh, Chilled Or Frozen	0	24 309	0	155 536
597 Additive For Mineral Oils	0	231	0	6 200
SUB TOTAL	0	24 540	0	161 736
RUSSIA FEDERATION				
672 Ingots And Other Iron/steel In Primary Forms	41 081 800	1 147 441 449	20 953 791	609 760 397
334 Petroleum Products, Refined	39 775 439	319 874 118	34 777 655	287 619 550
562 Fertilizers, Manufactured	47 559 741	578 201 394	15 412 856	177 917 044
333 Petroleum Oil, Crude	0	81 113 671	0	66 334 293
041 Wheat And Meslin, Unmilled	35 435 000	212 053 570	9 988 785	62 694 474
LAINNYA	33 673 019	234 248 476	26 629 278	213 354 276
SUB TOTAL	197 524 999	2 572 932 678	107 762 365	1 417 680 034
SERBIA				
891 Arms And Ammunitions	456	54 540	30 325	5 598 452
098 Edible Products And Preparations	0	64 400	0	861 324
714 Engines And Motors, Non-electric And Parts	3 667	3 667	617 052	617 052
122 Tobacco, Manufactured	0	1 641	0	77 896
629 Articles Of Rubbers	0	601	0	18 530
LAINNYA	459	16 129	21 114	144 428
SUB TOTAL	4 582	140 978	668 491	7 317 682

**I.6 IMPOR KOMODITI MENURUT NEGARA ASAL / IMPORT BY COUNTRY OF ORIGIN
DAN LIMA GOLONGAN BARANG (SITC) UTAMA / AND FIVE MAJOR SITC COMMODITY GROUP
** OKTOBER / OCTOBER 2014 ****

Negara Asal/ SITC/ Uraian Golongan Barang <i>Country of Origin/ SITC/ group Description</i>	Berat Bersih / <i>Net Weight (Kg)</i>		Nilai CIF / <i>CIF Value (US\$)</i>	
	Bulan ini <i>Current month</i>	Kumulatif <i>Cum. Jan to date</i>	Bulan ini <i>Current month</i>	Kumulatif <i>Cum. Jan to date</i>
MONTENEGRO				
845 Articles Of Apparel	0	20	0	700
842 Women's Coats/jacket, Not Knitted	0	9	0	328
743 Pumps, Compressors, Fans, Blowers, Centrifuges, And Parts	0	2	0	283
748 Transmission Shafts And Cranks	3	14	31	133
874 Measuring, Checking, Analysing, And Controlling Instrument And Appa	0	4	0	122
LAINNYA	0	1	0	7
SUB TOTAL	3	50	31	1 573

http://www.bps.go.id

I.7 IMPOR KOMODITI TERTENTU MENURUT NEGARA ASAL UTAMA
CERTAIN COMMODITIES IMPORT BY MAIN COUNTRY OF ORIGIN
***** OKTOBER / OCTOBER 2014 *****

Komoditi Commodity	Negara Asal Country of Origin	Berat Bersih / Net Weight (Kg)		Nilai CIF / CIF Value (US\$)	
		Bulan ini Current month	Kumulatif Cum. Jan to date	Bulan ini Current month	Kumulatif Cum. Jan to date
Beras					
	Thailand	36 824 175	170 052 775	17 854 940	78 629 267
	Viet Nam	44 324 525	124 705 375	20 620 036	58 401 537
	India	1 300 000	79 546 020	500 820	29 954 042
	Pakistan	9 225 000	44 675 000	3 654 069	17 417 704
	Myanmar	1 000 000	12 136 000	335 000	3 972 152
	Lainnya	354 914	2 752 626	359 268	3 688 481
	Subtotal	93 028 614	433 867 796	43 324 133	192 063 183
Jagung					
	India	5 010	1 092 065 637	12 561	276 595 415
	Brazil	315 610 950	913 477 584	74 157 355	222 229 767
	Argentina	40 669 100	481 084 696	9 983 345	125 720 983
	United States	11 497 343	96 311 068	3 320 227	26 648 410
	Thailand	60 000	10 431 921	187 506	7 566 449
	Lainnya	992 570	12 628 174	242 187	3 088 615
	Subtotal	368 834 973	2 605 999 080	87 903 181	661 849 639
Kedelai					
	United States	98 534 639	1 686 661 671	60 834 868	1 023 721 559
	Uruguay	568 130	21 619 905	332 356	13 003 209
	Canada	80 880	21 336 278	64 501	12 790 326
	Argentina	3 022 880	21 055 080	1 755 448	12 514 229
	Malaysia	1 175 969	11 013 683	905 352	8 014 688
	Lainnya	0	9 665 343	0	5 352 142
	Subtotal	103 382 498	1 771 351 960	63 892 525	1 075 396 153
Biji Gandum dan Meslin					
	Australia	421 861 850	3 509 464 764	130 031 409	1 122 140 993
	Canada	150 161 240	1 099 012 043	50 659 858	381 091 404
	United States	91 465 353	857 909 037	28 609 204	295 452 590
	India	263 260	357 884 036	50 546	110 089 204
	Ukraine	92 805 006	288 601 261	23 880 777	80 116 688
	Lainnya	68 096 798	282 206 109	19 352 067	82 889 831
	Subtotal	824 653 507	6 395 077 250	252 583 861	2 071 780 710
Tepung Terigu					
	Turkey	10 387 614	69 689 914	3 290 571	22 924 573
	Sri Lanka	1 849 000	36 187 000	758 090	15 454 600
	India	6 335 350	37 543 609	2 338 679	13 844 845
	Ukraine	276 000	11 815 050	101 568	4 420 650
	Malaysia	0	8 207 830	0	3 998 450
	Lainnya	839 500	11 766 334	441 737	5 526 170
	Subtotal	19 687 464	175 209 737	6 930 645	66 169 288
Gula Pasir					
	Thailand	0	10 375 000	0	5 273 175
	Germany, Fed. Rep. Of	0	1 500	0	7 236
	Singapore	0	557	0	4 692
	United States	0	45	0	1 815
	Australia	0	63	0	209
	Lainnya	0	25	0	37
	Subtotal	0	10 377 190	0	5 287 164

I.7 IM POR KOM ODITI TERTENTU M ENURUT NEGARA ASAL UTAM A
CERTAIN COM M ODITIES IM PORT BY M AIN COUNTRY OF ORIGIN
***** OKTOBER / OCTOBER 2014 *****

Komoditi <i>Commodity</i>	Negara Asal <i>Country of Origin</i>	Berat Bersih / <i>Net Weight (Kg)</i>		Nilai CIF / <i>CIF Value (US\$)</i>	
		Bulan ini <i>Current month</i>	Kumulatif <i>Cum. Jan to date</i>	Bulan ini <i>Current month</i>	Kumulatif <i>Cum. Jan to date</i>
Gula Tebu					
	Thailand	7 000 000	1 385 389 228	2 962 360	613 130 337
	Australia	85 000 000	775 142 690	37 346 103	344 766 589
	Brazil	52 500 000	397 332 277	22 827 524	184 220 659
	South Africa	0	82 560 000	0	36 117 068
	Korea, Republic Of	0	4 995	0	6 584
	Lainnya	0	0	0	0
	Subtotal	144 500 000	2 640 429 190	63 135 987	1 178 241 237
Daging Jenis Lembu					
	Australia	6 199 718	62 108 952	24 844 964	255 225 702
	New Zealand	537 646	18 103 221	1 792 107	77 502 303
	United States	67 744	4 962 792	453 905	21 440 027
	Singapore	0	47 176	0	176 489
	France	0	24 994	0	141 583
	Lainnya	0	0	0	0
	Subtotal	6 805 108	85 247 135	27 090 976	354 486 104
Jenis Lembu					
	Australia	16 828 722	191 859 647	46 097 642	526 046 382
	United Kingdom	0	800	0	27 011
	United States	14	14	4 574	4 574
	Germany, Fed. Rep. Of	61	61	927	927
	Lainnya	0	0	0	0
	Subtotal	16 828 797	191 860 522	46 103 143	526 078 894
Daging Ayam					
	Belgium	0	100	0	1 684
	Lainnya	0	0	0	0
	Subtotal	0	100	0	1 684
Garam					
	Australia	119 286 000	1 620 407 008	5 864 878	74 076 420
	India	56 000	235 680 169	3 920	9 844 297
	China	100 000	24 449 732	12 400	2 012 377
	New Zealand	0	1 656 000	0	656 784
	Germany, Fed. Rep. Of	33 000	260 204	18 342	346 270
	Lainnya	53 766	1 164 292	12 010	381 306
	Subtotal	119 528 766	1 883 617 405	5 911 550	87 317 454
Mentega					
	New Zealand	1 511 910	13 250 816	6 025 046	61 552 362
	Belgium	225 412	2 133 393	1 447 990	13 391 583
	France	73 318	708 606	497 677	4 974 774
	Netherlands	0	1 347 325	0	4 469 388
	Australia	56 300	505 350	239 915	2 370 774
	Lainnya	5 393	453 821	32 529	2 338 841
	Subtotal	1 872 333	18 399 311	8 243 157	89 097 722
Minyak Goreng					
	Malaysia	1 302 821	16 093 821	1 570 181	18 799 232
	Australia	335 820	1 387 838	418 946	1 800 971
	Singapore	131 096	1 190 119	165 836	1 706 265
	Thailand	204 340	1 139 890	236 647	1 497 606

I.7 IMPOR KOMODITI TERTENTU MENURUT NEGARA ASAL UTAMA
CERTAIN COMMODITIES IMPORT BY MAIN COUNTRY OF ORIGIN
***** OKTOBER / OCTOBER 2014 *****

Komoditi <i>Commodity</i>	Negara Asal <i>Country of Origin</i>	Berat Bersih / <i>Net Weight (Kg)</i>		Nilai CIF / <i>CIF Value (US\$)</i>	
		Bulan ini <i>Current month</i>	Kumulatif <i>Cum. Jan to date</i>	Bulan ini <i>Current month</i>	Kumulatif <i>Cum. Jan to date</i>
	United States	15 302	284 940	41 792	599 806
	Lainnya	172 388	689 117	208 703	886 291
	Subtotal	2 161 767	20 785 725	2 642 105	25 290 171
Susu					
	New Zealand	4 133 916	48 129 124	16 536 215	228 013 371
	United States	3 942 950	39 433 022	16 190 254	172 673 527
	Australia	4 404 975	31 458 388	18 688 151	150 774 256
	France	1 270 652	17 265 492	4 948 324	72 372 146
	Belgium	875 000	11 475 000	3 252 825	49 939 360
	Lainnya	2 518 758	28 302 958	10 204 704	124 698 715
	Subtotal	17 146 251	176 063 984	69 820 473	798 471 375
Bawang Merah					
	Thailand	0	20 512 146	0	9 716 059
	India	1 676 800	30 876 178	528 192	8 925 583
	Viet Nam	0	11 165 900	0	5 373 519
	Philippines	0	1 923 105	0	947 028
	Lainnya	0	0	0	0
	Subtotal	1 676 800	64 477 329	528 192	24 962 189
Bawang Putih					
	China	24 205 500	418 610 327	16 945 302	299 137 878
	Taiwan	0	1 958 000	0	782 519
	Viet Nam	0	290 000	0	203 000
	Singapore	0	55 883	0	23 992
	Lainnya	0	0	0	0
	Subtotal	24 205 500	420 914 210	16 945 302	300 147 389
Kelapa					
	Philippines	10 251	134 819	31 188	489 444
	Thailand	89 471	494 466	88 329	422 498
	Malaysia	0	13 764	0	17 484
	Lainnya	0	0	0	0
	Subtotal	99 722	643 049	119 517	929 426
Kelapa Sawit					
	Malaysia	1 952	2 211	392 345	451 410
	Papua New Guinea	0	880	0	126 000
	Lainnya	0	0	0	0
	Subtotal	1 952	3 091	392 345	577 410
Lada					
	Viet Nam	294 000	5 316 924	2 395 744	42 679 378
	Malaysia	30 000	180 920	316 386	1 599 199
	Singapore	0	113 992	0	810 920
	Brazil	171	72 452	3 584	499 894
	Netherlands	1 711	8 991	9 921	95 519
	Lainnya	1 091	19 185	13 099	179 999
	Subtotal	326 973	5 712 464	2 738 734	45 864 909

I.7 IMPOR KOMODITI TERTENTU MENURUT NEGARA ASAL UTAMA
CERTAIN COMMODITIES IMPORT BY MAIN COUNTRY OF ORIGIN
***** OKTOBER / OCTOBER 2014 *****

Komoditi <i>Commodity</i>	Negara Asal <i>Country of Origin</i>	Berat Bersih / <i>Net Weight (Kg)</i>		Nilai CIF / <i>CIF Value (US\$)</i>	
		Bulan ini <i>Current month</i>	Kumulatif <i>Cum. Jan to date</i>	Bulan ini <i>Current month</i>	Kumulatif <i>Cum. Jan to date</i>
Kentang					
	Australia	1 379 244	11 862 603	905 955	7 819 028
	Egypt	0	8 020 000	0	4 486 200
	Canada	0	5 992 000	0	3 627 000
	United Kingdom	0	1 200 000	0	1 138 594
	China	212 783	1 355 570	123 822	797 793
	Lainnya	1 175 360	2 480 810	541 715	948 549
	Subtotal	2 767 387	30 910 983	1 571 492	18 817 164
Teh					
	Viet Nam	396 708	4 768 028	338 392	5 148 848
	Kenya	275 364	1 823 379	627 016	4 356 156
	India	129 460	1 400 415	247 180	2 364 201
	Iran (Islamic Republic Of)	125 507	3 028 575	92 991	2 273 063
	Sri Lanka	26 653	297 068	261 964	2 031 308
	Lainnya	109 868	1 347 670	332 162	4 066 937
	Subtotal	1 063 560	12 665 135	1 899 705	20 240 513
Kopi					
	Viet Nam	38 392	15 183 600	73 175	31 493 168
	Brazil	211 200	1 348 416	826 729	4 777 935
	Italy	22	101 413	481	1 870 797
	Indonesia	19 200	900 622	31 896	1 618 107
	United States	21 345	201 142	129 752	1 334 006
	Lainnya	36 947	751 703	340 437	2 884 970
	Subtotal	327 106	18 486 896	1 402 470	43 978 983
Kakao					
	Cote D'Ivoire	7 279 219	38 361 224	24 777 033	120 676 688
	Ghana	275 195	8 865 062	790 560	27 020 754
	Ecuador	350 175	8 457 608	1 162 431	25 372 775
	Papua New Guinea	735 000	6 806 610	2 486 186	20 645 352
	Malaysia	352 374	5 231 869	1 240 165	14 430 778
	Lainnya	2 417 655	12 823 841	7 903 933	37 792 837
	Subtotal	11 409 618	80 546 214	38 360 308	245 939 184
Cabe (segar dingin)					
	Viet Nam	0	14 707	0	24 936
	Lainnya	0	0	0	0
	Subtotal	0	14 707	0	24 936
Cabe (kering-tumbuk)					
	India	1 422 878	15 102 723	1 683 991	18 119 505
	China	137 000	2 855 409	148 220	3 628 504
	Thailand	1 005	22 965	9 117	264 099
	Korea, Republic Of	82 000	196 586	52 000	167 126
	United States	0	35 363	0	145 463
	Lainnya	21 296	384 802	58 474	718 996
	Subtotal	1 664 179	18 597 848	1 951 802	23 043 693
Cabe (awet sementara)					
	Thailand	239 200	2 628 448	248 584	2 612 019
	China	191 247	1 264 529	229 497	1 518 847
	Malaysia	0	353 760	0	641 542

I.7 IM POR KOM ODITI TERTENTU M ENURUT NEGARA ASAL UTAM A
CERTAIN COM M ODITIES IM PORT BY M AIN COUNTRY OF ORIGIN
***** OKTOBER / OCTOBER 2014 *****

Komoditi <i>Commodity</i>	Negara Asal <i>Country of Origin</i>	Berat Bersih / <i>Net Weight (Kg)</i>		Nilai CIF / <i>CIF Value (US\$)</i>	
		Bulan ini <i>Current month</i>	Kumulatif <i>Cum. Jan to date</i>	Bulan ini <i>Current month</i>	Kumulatif <i>Cum. Jan to date</i>
	Viet Nam	15 360	15 360	22 464	22 464
	Lainnya	0	0	0	0
	Subtotal	445 807	4 262 097	500 545	4 794 872
Tembakau					
	China	6 923 000	41 699 265	34 228 367	221 142 073
	Brazil	1 373 454	7 882 009	11 126 609	48 167 495
	Turkey	702 441	5 604 295	5 553 912	45 125 474
	United States	1 224 180	4 357 892	11 203 521	35 962 691
	India	78 977	4 336 466	311 504	17 273 474
	Lainnya	2 120 952	20 171 169	14 961 335	128 379 429
	Subtotal	12 423 004	84 051 096	77 385 248	496 050 636

http://www.bps.go.id

K1. IMPOR KAWASAN BERIKAT / BOUND ZONE IMPORT
MENURUT GOLONGAN BARANG 2 DIJIT HS / BY COMMODITY 2 DIGIT HS
***** OKTOBER / OCTOBER 2014 *****

HS Uraian Golongan Barang	Berat Bersih / Net Weight (Kg)		Nilai CIF / CIF Value (US\$)	
	Bulan ini	Kumulatif	Bulan ini	Kumulatif
	Current month	Cum. Jan to date	Current month	Cum. Jan to date
02 Meat and edible meat offal	273	5 971	4 777	58 081
03 Fish and crustaceans	1 459 611	17 798 322	5 118 384	83 089 741
04 Dairy products, bird's eggs, natural honey	101 466	3 861 674	346 549	19 245 839
05 Products of animal origin	20 030	891 448	1 278 171	56 126 560
06 Live trees and other plants	1 240	7 037	95 343	205 984
07 Edible vegetables and certain roots and tubers	67	758	279	5 471
08 Edible fruits and nuts	12 700	51 210	38 846	175 675
09 Coffee, tea, mate, and spices	326 734	5 053 297	626 959	10 534 342
10 Cereals	46 161 159	371 046 267	11 982 858	109 876 197
11 Products of the milling industry; malt, starches	7 290 128	51 618 240	2 912 352	22 329 657
12 Oil seeds and oleaginous fruits; grains, seed, and fruits	74	924 554	399	2 317 893
13 Lac; gums; resins and other vegetable saps and extracts	279	40 434	3 097	336 574
14 Vegetable plaiting materials; vegetable products	4 039	5 898	18 339	27 397
15 Animal or vegetable oils/fats and their cleavage products	489 499	6 388 967	710 500	9 330 999
16 Preparations of meat/fish/crustaceans/molluscs or other aquatic inverte	159 549	1 176 612	765 790	5 875 804
17 Sugar and sugar confectionery	146 651 579	2 174 144 364	64 144 676	967 682 565
18 Cocoa and cocoa preparations	1 561	59 141	64 658	1 251 531
19 Preparations of cereals, flour, starch or milk; pastrycooks' products	175 818	1 025 336	381 217	2 767 923
20 Preparations of vegetables, fruits, nuts or other part of plants	8 849	284 326	30 124	724 243
21 Miscellaneous edible preparations	84 356	401 422	273 385	1 884 736
22 Beverages, spirit, and vinegar	165 197	1 286 708	1 402 641	9 555 067
23 Residues and waste from the food industries	636	152 186	5 404	347 415
24 Tobacco and manufactured tobacco substitutes	6 902 278	13 111 890	44 983 079	104 174 725
25 Salts; sulphur; earths and stone; plastering materials, lime and cemen	22 850 790	135 132 529	6 999 493	47 674 816
26 Ores, slag, and ash	117 625	1 597 611	131 376	2 896 302
27 Mineral fuels, mineral oils and products of their distillation	1 918 915	84 571 734	1 558 081	114 159 316
28 Inorganic chemicals	10 139 534	153 221 495	15 802 674	192 565 190
29 Organic chemicals	16 383 701	363 863 436	27 206 051	294 487 866
30 Pharmaceutical products	9 354	48 137	109 047	411 955
31 Fertilizers	25 389	5 075 834	24 406	2 983 181
32 Tanning or dyeing extracts	2 756 395	46 448 625	12 126 730	150 818 822
33 Essential oils and resinoids; perfumery, cosmetic or toilet preparatio	41 920	647 995	874 751	17 487 632
34 Soap, organic surfasce-active agents, washing, and lubricating prepara	1 259 648	13 518 614	4 766 400	46 431 198
35 Albuminoidal substances; modified starches; glues; enzymes	805 352	8 362 867	3 393 094	34 845 345
36 Explosives; pyrotechnic products; matches; certain combustible prepara	158	176 725	6 548	5 449 500
37 Photographic and cinematographic goods	110 542	1 229 649	212 368	4 540 138
38 Miscellaneous chemical products	3 731 665	36 426 087	20 670 088	171 985 531
39 Plastics and articles thereof	58 111 098	528 223 032	135 555 072	1 234 009 769
40 Rubber and articles thereof	14 305 795	121 349 094	36 955 648	320 913 193
41 Raw hides, skins, and leather	2 578 774	26 685 206	37 448 753	327 841 300
42 Articles of leather; saddlery and harness; travel goods and similar co	62 307	372 828	1 106 252	8 592 385
43 Furskins and artificial fur; manufactures thereof	618	39 651	154 469	7 905 406
44 Wood and articles of wood; wood charcoal	9 295 150	102 269 380	6 949 181	77 711 702
45 Cork and articles of cork	9 980	101 649	65 342	864 971
46 Manufactured of straw or other plaiting materials; basketware and wick	208 884	456 956	157 302	396 949
47 Pulp of wood or of other fibrous cellulosic material; recovered paper/p	31 354 130	287 021 804	27 397 407	252 986 559
48 Paper and paperboard; articles of paper pulp or of paper/paperboard	7 206 394	97 166 347	24 142 636	273 371 599
49 Printed books, newspapers, pictures, and other products of printing in	78 165	697 817	2 349 214	19 376 843
50 Silk	2 278	12 077	130 293	470 985
51 Wool, fine or coarse animal hair; horse hair yarn, woven fabrics of pa	383 199	3 662 000	14 591 841	90 630 896
52 Cotton	16 794 972	165 213 522	106 671 800	950 708 578
53 Other vegetable textile fibres; paper yarns and woven fabrics of paper	294 240	1 781 254	2 352 040	6 763 438
54 Man-made filaments	8 107 948	75 904 313	76 174 485	693 317 660
55 Man-made staple fibres	19 509 159	175 933 826	75 016 537	646 023 416
56 Wadding, felt, and non-wovens	2 006 339	19 303 191	15 586 819	152 276 418
57 Carpets and other textile floor coverings	37 043	491 114	256 461	3 693 528
58 Special woven fabrics; tufted textile fabrics; lace; tapestrips; embro	1 638 717	13 616 972	24 094 016	214 386 204
59 Impregnated, coated, covered or laminated textile fabrics	2 548 153	27 741 203	23 863 927	248 891 024
60 Knitted or crocheted fabrics	12 169 076	107 204 069	113 478 715	991 167 358
61 Articles of apparel and clothing accessories, knitted or crocheted	206 398	1 926 862	2 255 893	23 450 182
62 Articles of apparel and clothing accessories, not knitted or crocheted	226 626	2 517 165	3 908 996	44 065 974
63 Other made up textile articles; sets; worn clothing and worn textile a	121 495	1 022 702	1 327 898	10 425 811
64 Footwear, gaiters and the like; parts of such articles	1 062 529	9 389 843	14 383 766	118 400 100
65 Headgear and parts thereof	13 301	161 041	182 048	2 337 234
66 Umbrellas, walking sticks, seat-sticks, whips, riding crops and parts	1 766	2 357	39 507	44 102
67 Prepared feathers and articles; artificial flowers; articles of human	8 917	89 326	743 896	10 285 195
68 Articles of stone, plaster, cement, asbestos, mica or similar material	334 405	4 582 637	2 109 415	20 386 885
69 Ceramic products	519 450	6 915 950	1 045 103	8 978 792
70 Glass and glassware	6 684 976	48 352 306	7 661 341	62 103 502
71 Natural and cultured pearls, precious/semi precious stones, and precio	45 460	309 685	3 754 556	37 977 572

K1. IMPOR KAWASAN BERIKAT / BOUND ZONE IMPORT
MENURUT GOLONGAN BARANG 2 DIJIT HS / BY COMMODITY 2 DIGITS HS
***** OKTOBER / OCTOBER 2014 *****

HS Uraian Golongan Barang	Berat Bersih / Net Weight (Kg)		Nilai CIF / CIF Value (US\$)	
	Bulan ini	Kumulatif	Bulan ini	Kumulatif
	Current month	Cum. Jan to date	Current month	Cum. Jan to date
72 Iron and steel	174 757 228	1 076 702 704	104 366 063	761 494 211
73 Articles of iron and steel	7 563 131	104 633 832	30 390 461	355 599 197
74 Cooper and articles thereof	11 037 426	90 957 441	80 717 253	669 883 841
75 Nickel and articles thereof	31 739	172 261	587 099	4 091 567
76 Aluminium and articles thereof	4 501 916	50 629 225	16 878 025	168 362 664
78 Lead and articles thereof	55 708	4 051 298	259 925	11 275 908
79 Zinc and articles thereof	686 765	6 033 294	1 868 824	15 214 313
80 Tin and articles thereof	21 417	572 138	640 110	8 900 488
81 Other base metal; cermets; and articles thereof	61 086	962 490	7 730 423	74 823 781
82 Tools, implements, cutlery, spoon and forks, of base metal and parts t	129 095	1 383 984	2 875 821	28 300 694
83 Miscellaneous articles of base metal	1 180 547	12 281 100	9 336 026	89 669 650
84 Nuclear reactors, boilers, machinery and mechanical appliances; parts	12 725 467	162 922 573	191 568 450	1 926 887 802
85 Electrical machinery and equipments; sound recorders/reproducers, visu	12 694 621	117 808 687	370 068 313	3 363 643 162
86 Railway and tramway locomotive, mechanical traffic, and all kinds	30 312	63 933	363 218	727 680
87 Vehicles other than railway/tramway, and parts and accessories thereof	8 704 106	74 785 029	67 724 103	482 693 718
88 Aircraft and its components	15 919	387 858	5 704 321	86 117 967
89 Ships, boat, and floating structures	36 475	562 786	844 199	1 927 086
90 Optical, photographic, cinematographic, measuring, checking, medical i	584 785	4 943 813	24 273 630	151 752 630
91 Clocks and watches and parts thereof	3 566	114 155	208 018	2 419 201
92 Musical instruments; parts and accessories of such articles	687 181	8 720 967	8 940 533	103 961 157
93 Arms and ammunition; parts and accessories thereof	1 635	3 228	93 886	126 093
94 Furnitures, bedding, mattress supports, cushions and stuffed furnishin	101 145	3 730 646	1 175 658	18 880 670
95 Toys, games and sports requisiters; parts and accessories thereof	27 580	348 417	1 737 552	7 441 884
96 Miscellaneous manufactured articles	687 261	7 644 019	12 872 143	132 718 369
97 Works of arts, collectors' piece and antiques	617	10 940	30 417	193 289
98 Vehicles and their components	258 357	2 326 098	5 728 881	57 709 264
TOTAL IMPORT	702 680 937	7 062 927 495	1 937 962 915	17 880 233 027

K2. IMPOR KAWASAN BERIKAT / BOUND ZONE IMPORT
MENURUT GOLONGAN BARANG SITC / BY SITC COMMODITY GROUP
***** OKTOBER / OCTOBER 2014 *****

SITC Uraian Golongan Barang Group Description	Berat Bersih / Net Weight (Kg)		Nilai CIF / CIF Value (US\$)	
	Bulan ini Current month	Kumulatif Cum. Jan to date	Bulan ini Current month	Kumulatif Cum. Jan to date
A. By Commodity 1 Dijit SITC				
0 Food and Live Animals	195 424 732	2 575 870 123	83 856 720	1 204 070 337
1 Beverages and Tobacco	7 067 229	14 388 923	46 377 184	113 686 743
2 Crude Materials, Inedible	166 714 772	1 374 321 459	148 625 544	1 373 940 725
3 Mineral Fuels, Lubricants, etc.	1 918 883	84 570 938	1 557 307	114 153 390
4 Animal & Vegetable Oils/ Fats	489 496	6 380 026	710 011	9 250 939
5 Chemicals	95 728 308	1 165 575 589	196 707 102	1 941 600 901
6 Manufactured Goods	192 042 961	1 395 980 639	705 794 940	6 212 618 043
7 Machinery and Transportation Equipments	34 576 351	360 236 099	633 984 436	5 902 734 953
8 Miscellaneous Manufactured Articles	8 718 050	85 602 240	118 142 773	993 671 676
9 Special Commodities and Transaction	155	1 459	2 206 898	14 505 320
B. By Commodity 2 Dijit SITC				
01 Meat and meat preparations	18 273	109 616	21 877	269 226
02 Dairy product and eggs	101 466	3 863 534	346 549	19 263 172
03 Fish, crustaceans, molluscs and their preparations	1 601 160	18 871 289	5 867 074	88 754 400
04 Cereals and cereal preparations	46 541 911	372 337 442	12 272 471	111 970 603
05 Fruits and vegetables	21 579	218 020	68 962	836 283
06 Sugar, sugar preparations, and honey	146 651 616	2 174 144 401	64 144 963	967 682 852
07 Coffee, tea, cocoa, and spices	328 757	5 116 764	695 909	11 812 696
08 Feeding stuff for animals	636	152 186	5 404	347 415
09 Miscellaneous food preparations	159 334	1 056 871	433 511	3 133 690
11 Beverages	164 951	1 277 033	1 394 105	9 512 018
12 Tobacco and tobacco manufactured	6 902 278	13 111 890	44 983 079	104 174 725
21 Hides, skins and furskins	125	4 414	34 788	1 031 851
22 Oil seeds, nuts, and kernels	0	9 065	0	16 119
23 Crude rubber	13 005 655	109 876 678	27 022 102	232 069 965
24 Wood, lumber, and cork	3 142 560	38 756 605	2 853 997	31 024 075
25 Pulp and waste paper	31 354 130	287 021 804	27 397 407	252 986 559
26 Textile fibres and their waste	22 916 403	229 546 738	54 428 618	521 848 260
27 Crude fertilizers and crude minerals	22 474 252	121 897 003	6 928 722	46 641 862
28 Metalliferous ores and metal scraps	73 795 985	585 418 849	28 564 561	229 428 175
29 Crude animals and vegetable materials, nes	25 662	1 790 303	1 395 349	58 893 859
32 Coal, coke, and briquettes	1 453 840	1 594 765	384 728	453 862
33 Petroleum and petroleum products	369 941	82 392 811	915 126	111 914 333
34 Gas; natural and manufactured	95 102	583 362	257 453	1 785 195
41 Animal oils and fats	0	10	0	99
42 Fixed vegetable oils/fats	469 211	5 885 456	677 424	8 285 794
43 Animal vegetable oils/fats	20 285	494 560	32 587	965 046
51 Organic chemicals	16 427 530	364 086 001	26 214 589	285 644 616
52 Inorganic chemicals	9 967 053	151 908 173	15 672 521	191 454 193
53 Dyeing, tanning, and colouring materials	2 889 985	47 459 920	12 288 554	151 594 863
54 Medical and pharmaceutical products	42 836	519 758	1 306 202	11 558 548
55 Essential oils and perfumery materials	394 061	6 443 732	2 882 193	37 730 983
56 Manufactured fertilizers	1 389	4 054 999	14 999	2 625 886
57 Plastics in primary forms	50 568 487	450 229 234	89 651 200	798 607 823
58 Plastics in non-primary forms	3 563 181	41 054 580	19 811 732	210 748 059
59 Chemical materials and its products, nes	11 873 786	99 819 192	28 865 112	251 635 930
61 Leather, leather med, nes	2 591 139	26 784 160	37 670 982	330 741 838
62 Rubber manufactured, nes	1 266 085	11 059 979	9 681 461	86 558 441
63 Wood and cork manufactured	6 162 570	63 614 424	4 160 526	47 552 598
64 Paper, paperboard, and manufactured thereof	6 687 321	92 559 046	15 814 467	191 591 854
65 Textile yarns, fabrics, and their products	40 706 544	362 493 710	399 162 079	3 487 345 641
66 Non metallic minerals manufactured	8 281 638	75 645 185	11 034 379	95 118 510
67 Iron and steel	105 619 705	568 607 528	88 755 289	740 072 790
68 Non ferrous metals	15 758 018	147 034 765	105 379 980	925 219 741
69 Manufactured of metal, nes	4 969 941	48 181 842	34 135 777	308 416 630
71 Power generating machine and equipments	2 514 783	20 408 007	21 355 099	179 712 820
72 Machinery specialized for particular industry	4 495 534	56 272 828	89 151 579	917 597 676
73 Metalworking machinery	1 032 998	8 755 593	27 626 074	140 328 804
74 General industrial machinery and equipments	5 925 947	85 547 899	53 616 507	644 931 501
75 Office machinery and automatic data processing	336 630	3 652 196	15 112 144	150 723 827
76 Telecommunication and reproducers apparatus	4 254 149	38 625 948	110 951 048	1 056 080 244
77 Electrical machinery and apparatus	7 060 870	69 140 457	244 470 545	2 198 083 109
78 Road vehicles	8 896 639	76 867 114	65 000 043	526 861 480
79 Other transportation equipments	58 801	966 057	6 701 397	88 415 492

K2. IMPOR KAWASAN BERIKAT / BOUND ZONE IMPORT
MENURUT GOLONGAN BARANG SITC / BY SITC COMMODITY GROUP
***** OKTOBER / OCTOBER 2014 *****

SITC Uraian Golongan Barang Group Description	Berat Bersih / Net Weight (Kg)		Nilai CIF / CIF Value (US\$)	
	Bulan ini Current month	Kumulatif Cum. Jan to date	Bulan ini Current month	Kumulatif Cum. Jan to date
81 Sanitary, plumbing, and fittings	104 229	3 541 557	978 782	14 934 861
82 Furniture	24 520	585 251	239 293	4 927 879
83 Traveling goods	21 107	200 906	615 819	4 276 432
84 Clothing	745 339	7 618 223	9 267 488	106 427 028
85 Footwear	1 062 529	9 389 843	14 383 766	118 400 100
87 Professional, scientific, and contractor instruments	417 415	3 546 581	17 782 962	98 005 867
88 Photographic apparatus, equipments and optics	277 241	2 733 264	6 184 740	59 509 495
89 Miscellaneous manufactured articles	6 065 670	57 986 615	68 689 923	587 190 014
96 Coin; not being legal tender	2	6	33	131
97 Gold; non monetary	153	1 453	2 206 865	14 505 189
C. By Commodity 3 Dijit SITC				
011 Meat Of Bovine Animals Fresh, Chilled Or Frozen	0	8	0	200
012 Other Meat, Other Edible Meat Offal, Fresh, Chilled Or Frozen	0	4 475	0	25 650
016 Meat And Edible Meat Offal, Salted, Dried, Edible Flour Of Meat	273	1 488	4 777	32 231
017 Meat And Edible Meat Offal, Prepared Or Preserved	18 000	103 645	17 100	211 145
022 Milk,cream, And Milk Products Other Than Butter Or Cheese	100 938	3 858 839	337 302	19 194 742
024 Cheese And Curds	528	2 834	9 247	51 096
025 Eggs, Birds, And Egg Yolks; Fresh, Dried Or Otherwise Preserved	0	1 861	0	17 334
034 Fish, Fresh, Chilled Or Frozen	1 179 887	12 258 860	3 432 296	34 857 678
035 Fish, Dried Salted Or In Brine; Smoked Fish	224	7 993	5 725	41 530
036 Crustaceans, Molluscs, And Aquatic Invertebrates	279 500	5 531 469	1 680 363	48 190 533
037 Fish, Crustaceans, Molluscs, And Other Aquatic Invertebrates; Pr	141 549	1 072 967	748 690	5 664 659
041 Wheat And Meslin, Unmilled	46 161 159	371 046 246	11 982 858	109 876 139
044 Maize, Unmilled	0	21	0	58
046 Meal And Flour Of Wheat And Flour Of Meslin	114	114	16	16
047 Other Cereal Meals And Flours	280 014	718 654	64 262	306 516
048 Cereal Preparations And Preparations Of Flours/starchs Of Fruit	100 624	572 407	225 335	1 787 874
054 Vegetables, Fresh, Chilled, Frozen Or Simply Preserved	67	70 626	279	108 707
056 Vegetables, Roots And Tubers, Prepared Or Preserved Nes	1 489	4 107	5 586	17 419
057 Fruit And Nut; Fresh Or Dried	12 700	43 893	38 846	138 975
058 Fruits, Preserved And Preparations	857	35 735	14 888	352 193
059 Fruit And Vegetable Juices	6 466	63 659	9 363	218 989
061 Sugar, Molasses, And Honey	146 651 487	2 174 140 552	64 142 947	967 605 649
062 Sugar Confectionery	129	3 849	2 016	77 203
071 Coffee And Coffee Substitutes	407	4 972	3 907	38 920
072 Cocoa	0	1 704	0	15 103
073 Chocolate And Other Food Preparations Containing Cocoa	1 561	57 437	64 658	1 236 428
074 Tea And Mate	286 316	4 305 019	287 015	4 889 761
075 Spices	40 473	747 632	340 329	5 632 484
081 Feeding Stuff For Animals	636	152 186	5 404	347 415
091 Margarine And Shortening	0	8 938	0	79 571
098 Edible Products And Preparations	159 334	1 047 933	433 511	3 054 119
111 Non-alcoholic Beverages, Nes	21 052	138 065	50 036	156 654
112 Alcoholic Beverages	143 899	1 138 968	1 344 069	9 355 364
121 Tobacco, Unmanufactured And Refused	6 841 480	12 362 379	43 671 882	89 185 586
122 Tobacco, Manufactured	60 798	749 511	1 311 197	14 989 139
211 Hides And Skins, Raw	8	1 623	204	77 104
212 Furskins, Raw	117	2 791	34 584	954 747
222 Oil Seeds Use For Extraction Ofsoft Fixed Vegetable Oils	0	20	0	1 548
223 Oil Seeds Use For Extraction Of Other Fixed Vegetable Oils	0	9 045	0	14 571
231 Natural Rubber Latex;natural Rubber And Smilar Natural Gums	1 907 931	16 040 060	3 152 372	30 537 065
232 Synthetic Rubber Latex, Synthetic/reclaimed Rubber	11 097 724	93 836 618	23 869 730	201 532 900
244 Cork,natural,raw And Waste	501	11 038	2 924	78 556
245 Fuel Wood And Wood Charcoal	2 000	8 007	1 734	7 070
246 Wood In Chips Or Particles And Waste	624 841	13 034 425	188 776	3 887 081
247 Wood In The Rough Or Roughly Squared	717	276 133	4 034	273 201
248 Wood, simply Worked And Railway Sleeper Of Wood	2 514 501	25 427 002	2 656 529	26 778 167
251 Pulp And Waste Paper	31 354 130	287 021 804	27 397 407	252 986 559
261 Silk	32	94	1 020	7 654
263 Cotton	7 088 483	85 722 119	14 225 906	181 011 256
264 Jute And Other Textile Bast Fibres	89 626	1 056 021	107 905	1 271 721
265 Vegetable Textile Fibres,raw Or Processed;waste Of These Fibres	8 336	36 111	48 349	240 655
266 Synthetic Fibres Suitable For Spinning	5 417 363	82 074 923	18 479 464	211 039 323
267 Other Man-made Fibres Suitable For Spinning And Waste	10 185 832	59 955 502	20 441 741	120 239 899
268 Wool And Other Animal Hair	126 725	700 420	1 124 097	8 034 108

K2. IMPOR KAWASAN BERIKAT / BOUND ZONE IMPORT
MENURUT GOLONGAN BARANG SITC / BY SITC COMMODITY GROUP
***** OKTOBER / OCTOBER 2014 *****

SITC Uraian Golongan Barang Group Description	Berat Bersih / Net Weight (Kg)		Nilai CIF / CIF Value (US\$)	
	Bulan ini Current month	Kumulatif Cum. Jan to date	Bulan ini Current month	Kumulatif Cum. Jan to date
269 Old Clothing And Other Old Textile Articles; Rags	6	1 548	136	3 644
272 Fertilizers, Crude	72 400	1 748 835	62 839	1 201 437
273 Stone, Sand And Gravel	1 028 838	9 978 904	295 852	2 869 518
274 Sulphur And Unroasted Iron Pyrites	17 719 134	78 636 046	3 633 270	16 183 008
277 Natural Abrasives	1 684	1 434 975	25 110	1 654 397
278 Other Crude Minerals	3 652 196	30 098 243	2 911 651	24 733 502
281 Iron Ore And Concentrates	1 000	3 019	1 199	3 966
282 Waste And Scrap Metal Of Iron/steel	73 420 131	581 630 185	28 013 744	222 768 468
283 Copper Ores And Concentrates	0	21	0	415
284 Nickel Ores And Concentrates	0	1	0	1
285 Aluminium Ores And Concentrates	232 481	1 693 118	168 986	1 364 940
287 Ores And Concentrates Of Basemetals	56 624	1 191 939	91 124	2 328 727
288 Non-ferrous Base Metal Waste And Scraps	85 749	899 621	289 508	2 685 266
289 Ores And Concentrates Of Precious Metals; Waste,scraps	0	945	0	276 392
291 Crude Animal Materials	20 030	891 448	1 278 171	56 126 560
292 Crude Vegetable Materials	5 632	898 855	117 178	2 767 299
325 Coke And Semi Coke Of Coal/lignite/peat	1 453 840	1 594 765	384 728	453 862
334 Petroleum Products, Refined	176 974	80 702 889	527 778	108 813 781
335 Residual Petroleum Products, And Related Materials	192 967	1 689 922	387 348	3 100 552
342 Liquefied Propane And Butane	84	842	236	1 966
343 Natural Gas, Liquefied Or Not	1	111	5	580
344 Petroleum Gases And Other Gas	95 017	582 405	257 212	1 780 049
345 Coal Gas, Water Gas And Similar Gas	0	4	0	2 600
411 Animal Oils And Fats	0	10	0	99
421 Fixed Vegetable Fats And Oils Soft,crude,refined Or Fractioned	469 103	5 565 724	674 918	7 359 042
422 Fixed Vegetable Fats And Oils Solid,crude,refined Or Fractioned	108	319 732	2 506	926 752
431 Animal And Vegetable Oil; Fat Processed And Their Wax	20 285	494 560	32 587	965 046
511 Hydrocarbon And Their Halogenated, Nitrated Derivatives	5 096 897	52 564 300	6 885 461	72 227 230
512 Alcohols,phenols,phenol-alcohols And Their Halogenated	6 597 841	254 222 859	5 124 623	70 963 624
513 Carboxylic Acids,and Their Anhydrides,halides,peroxides	1 971 413	22 252 849	4 447 644	47 271 297
514 Nitrogen-function Compounds	1 409 964	20 557 085	3 989 911	50 957 667
515 Organo-inorganic And Heterocyclic Compounds	817 366	9 331 422	4 367 921	29 252 498
516 Other Organic Chemicals	534 049	5 157 486	1 399 029	14 972 300
522 Inorganic Chemical Elements, Oxides And Halogen Salts	7 667 780	132 227 863	13 102 612	165 586 864
523 Metallicsalts And Peroxysalts	2 255 995	19 311 628	2 072 474	17 805 932
524 Other Inorganic Chemicals;chemical Compound Of Precious Met.	33 278	215 692	448 935	7 105 083
525 Radioactive And Associated Materials	10 000	152 990	48 500	956 314
531 Synthetic Organic; Colouring Matter	1 160 022	13 803 648	4 710 508	74 516 490
532 Dyeing/tanning Extracts And Synthetic Tanning Materials	78 749	1 188 643	161 313	2 612 903
533 Pigments, Paints, Varnishes, And Related Materials	1 651 214	32 467 629	7 416 733	74 465 470
541 Medicinal And Pharmaceutical Products	42 835	519 634	1 306 194	11 554 908
542 Medicaments, Including Veterinary Medicaments	1	124	8	3 640
551 Essential Oils, Perfumes, And Flavour Materials	22 846	475 057	340 920	5 200 271
553 Perfumery, Cosmetics, And Toilet Preparations	19 074	172 938	533 831	12 287 361
554 Soap,cleansing And Polishing Preparations	352 141	5 795 737	2 007 442	20 243 351
562 Fertilizers, Manufactured	1 389	4 054 999	14 999	2 625 886
571 Polymers Of Ethylene In Primary Forms	17 877 022	165 046 486	30 066 043	271 684 335
572 Polimers Of Styrene In Primary Forms	7 006 656	65 046 140	15 407 509	139 628 786
573 Polimers Of Vinyl Chloride In Primary Forms	305 080	3 345 088	784 021	23 484 130
574 Poliacetals And Polycarbons In Primary Forms	2 529 240	20 208 383	13 021 308	82 833 142
575 Other Plastics In Primary Forms	15 652 935	133 694 677	26 613 255	243 281 161
579 Waste And Scrap Of Plastics	7 197 554	62 888 460	3 759 064	37 696 269
581 Tubes, Pipes, And Hoses Of Plastics	119 726	1 854 749	2 329 721	22 011 758
582 Plates, Sheets, And Film Of Plastics	3 425 951	39 108 865	17 251 991	186 765 510
583 Monofilament And Rod Of Plastics	17 504	90 966	230 020	1 970 791
591 Disinfectants, Insecticides, And Fungicides Put In Forms	76 646	1 063 012	358 304	3 871 221
592 Starches, Inulin, And Wheat Glutenal Buminoidal Substances; Glu	7 796 493	59 113 363	6 144 768	55 812 523
593 Explosive And Pyrotechnic Products	158	176 645	6 548	5 446 697
597 Additive For Mineral Oils	683 981	6 359 927	2 240 873	23 745 317
598 Miscellaneous Chemical Products	3 316 508	33 106 245	20 114 619	162 760 172
611 Leathers	2 578 766	26 683 583	37 448 549	327 764 196
612 Manufactures And Composition Leathers	12 373	88 637	222 433	2 422 959
613 Furskins, Tanned Or Dressed	0	11 940	0	554 683
621 Materials Of Rubber	498 746	3 613 452	3 295 930	27 092 014
625 Rubber Tyre,tyre Cases,tyre Treads,inner Tubes, And Tyre Flaps	275 228	3 318 569	464 244	4 362 414
629 Articles Of Rubbers	492 111	4 127 958	5 921 287	55 104 013

K2. IMPOR KAWASAN BERIKAT / BOUND ZONE IMPORT
MENURUT GOLONGAN BARANG SITC / BY SITC COMMODITY GROUP
***** OKTOBER / OCTOBER 2014 *****

SITC Uraian Golongan Barang Group Description	Berat Bersih / Net Weight (Kg)		Nilai CIF / CIF Value (US\$)	
	Bulan ini Current month	Kumulatif Cum. Jan to date	Bulan ini Current month	Kumulatif Cum. Jan to date
633 Cork Manufactures	9 479	90 611	62 418	786 415
634 Veneers,plywood,improved/reconstituted Wood Worked	6 026 085	62 111 297	3 766 391	37 456 536
635 Wood Manufactures	127 006	1 412 516	331 717	9 309 647
641 Papers And Paperboards	3 715 937	61 688 010	7 291 901	93 636 919
642 Paper And Paperboard Cut To Size/shape And Article Of Papers	2 971 384	30 871 036	8 522 566	97 954 935
651 Textile Yarns	5 154 846	44 299 530	26 565 551	222 658 633
652 Cotton Fabrics, Woven	7 235 253	61 752 721	83 650 617	704 444 207
653 Fabrics, Woven, Of Man-made Fibres	9 641 416	85 751 807	98 439 069	893 874 355
654 Textile Fabrics, Woven, Other Than Of Cotton Or Man-made Fibr	251 502	2 198 065	13 126 273	61 825 466
655 Knitted Or Crocheted Fabrics	12 169 076	107 204 069	113 478 715	991 167 358
656 Tulle,lace,enbroidery,ribbons,trimmings And Other Small Wares	1 520 525	12 335 211	22 637 885	193 856 718
657 Special Yarns,textile Fabrics	4 571 621	47 414 841	39 642 266	405 174 218
658 Made-up Articles, Wholly/chiefly Of Textile Materials	122 952	1 023 313	1 341 235	10 393 007
659 Floor Coverings	39 353	514 153	280 468	3 951 679
661 Lime,cement And Fabricated Construction Materials	418 345	16 206 281	172 389	2 420 966
662 Clay And Refractory Construction Materials	800 850	6 914 833	301 165	3 595 431
663 Mineral Manufactures	368 111	4 214 329	2 500 183	25 039 633
664 Glass	6 501 525	46 824 802	6 939 888	53 403 913
665 Glassware	174 649	1 363 154	692 650	8 118 799
666 Pottery	15 737	95 002	380 770	891 854
667 Pearl, Precious And Semi Precious Stones	2 421	26 784	47 334	1 647 914
671 Pig Iron,spiegeleisen,sponge Iron, And Ferro-alloys	483 466	2 918 036	869 249	5 848 719
672 Ingots And Other Iron/steel In Primary Forms	70 586 422	199 384 500	37 477 943	140 185 222
673 Flat Rolled Products, Not Clad	14 861 402	131 018 718	11 417 272	103 681 715
674 Flat Rolled Products, Clad Or Plated	9 327 139	91 699 257	11 893 281	124 498 898
675 Flat Rolled Products And Alloy Steels	1 047 846	16 792 494	4 089 512	46 694 062
676 Iron/steel Bars, Rods, Angels, Shaped And Sections	3 577 800	39 049 566	7 002 046	83 141 997
677 Rail/railway And Tractor Construction Of Iron/steel Materials	367	17 830	5 415	99 858
678 Wire Of Iron/steel	1 473 363	14 352 369	4 308 267	37 438 799
679 Tubes, Pipes, Hollow Profile, Pipe Fitting Of Iron/steel	4 261 900	73 374 758	11 692 304	198 483 520
681 Silver, Platinum, And Other Metal Of The Platinum Groups	24 830	210 705	1 250 622	15 800 471
682 Copper	10 870 023	89 610 644	79 374 165	656 477 775
683 Nickel	29 618	148 142	571 194	3 718 588
684 Alumunium	4 048 655	46 931 783	14 395 915	148 672 168
685 Lead	49 678	3 748 898	116 089	8 287 573
686 Zinc	686 762	5 787 774	1 868 748	14 626 990
687 Tin	19 794	229 110	580 179	7 991 290
689 Miscellaneous Non-ferrous Basemetals Employed In Metallurgy	28 658	367 709	7 223 068	69 644 886
691 Structures And Parts Of Iron/steel Or Aluminium	373 158	4 748 908	2 655 986	13 462 626
692 Metal Containers For Storage And Transportations	977 336	8 285 379	2 517 516	25 958 252
693 Wire Products And Fencing Grills	775 288	4 691 445	2 525 621	13 283 805
694 Nails, Screws, Nuts, Bolts, Rivets Of Iron/steel Or Copper	697 103	7 373 247	7 015 511	59 092 088
695 Tools For Used In The Hand Or In Machines	107 874	1 231 186	2 544 462	26 325 442
696 Cutlery	21 221	152 767	331 359	1 973 906
697 Household Equipment Of Base Metals	147 215	743 658	412 843	2 596 574
699 Manufactures Of Base Metals	1 870 746	20 955 252	16 132 479	165 723 937
711 Steam And Other Vapour Generating Boilers And Parts	86 496	1 822 642	751 616	10 808 566
712 Steam Or Other Generating Boilers And Parts	734	96 421	53 837	1 399 303
713 Internal Combustion Piston Engines And Parts	1 065 840	9 184 286	5 946 406	51 635 596
714 Engines And Motors, Non-electric And Parts	5 491	682 637	1 343 693	29 381 934
716 Rotating Electric Plants And Parts	1 290 571	8 232 368	12 706 098	78 363 661
718 Other Power Generating Machines And Parts	65 651	389 653	553 449	8 123 760
721 Agricultural Machinery And Parts	37 226	160 199	325 643	1 506 712
722 Tractors	52 082	119 263	798 750	1 848 775
723 Civil Engineering And Contractor Plants And Equipments/parts	679 126	7 714 963	1 604 179	20 207 424
724 Textile/leather Machinery And Parts	1 765 491	17 194 677	22 623 216	233 208 106
725 Papermill/pulpmill Machinery And Paper Cutting Machines	20 295	708 072	194 768	8 041 627
726 Printing/book Binding Machinery And Parts	1 071 539	9 456 988	46 520 418	453 807 654
727 Food Processing Machines And Parts	20 320	6 607 549	2 961 136	33 502 978
728 Other Machines And Equipment Specialized For Particular Indust	849 455	14 311 117	14 123 469	165 474 400
731 Machine Tools By Removing Metal	498 620	3 289 876	4 159 129	41 369 175
733 Machine Tool For Working Metals	351 830	3 184 921	6 622 891	35 160 686
735 Parts Of Machine Tools	66 912	756 706	14 250 908	44 412 089
737 Metalworking Machinery And Parts	115 636	1 524 090	2 593 146	19 386 854
741 Heating And Cooling Equipments And Parts	873 756	15 864 316	6 729 167	114 127 995
742 Pumps For Liquid And Parts	237 250	4 643 214	3 618 983	48 175 625

K2. IMPOR KAWASAN BERIKAT / BOUND ZONE IMPORT
MENURUT GOLONGAN BARANG SITC / BY SITC COMMODITY GROUP
***** OKTOBER / OCTOBER 2014 *****

SITC Uraian Golongan Barang Group Description	Berat Bersih / Net Weight (Kg)		Nilai CIF / CIF Value (US\$)	
	Bulan ini Current month	Kumulatif Cum. Jan to date	Bulan ini Current month	Kumulatif Cum. Jan to date
743 Pumps, Compressors, Fans, Blowers, Centrifuges, And Parts	1 747 607	23 955 960	7 955 721	97 624 843
744 Mechanical Handling Equipments And Parts	616 797	10 540 326	2 249 683	39 605 810
745 Other Non-electical Machinery, Tools, And Mechanical Apparatu	228 978	1 989 556	11 064 730	44 226 874
746 Ball Or Roller Bearings	831 543	10 315 487	5 963 256	67 948 905
747 Taps, Cocks, And Valves For Pipes	257 810	2 804 858	2 425 242	44 276 562
748 Transmission Shafts And Cranks	659 483	10 218 404	4 289 014	85 749 353
749 Non-electric Parts And Accessories Of Machineries	472 723	5 215 778	9 320 711	103 195 534
751 Office Machines	83 434	1 268 137	1 347 866	14 041 334
752 Automatic Data Processing Machines And Their Units	187 717	1 792 512	11 934 681	118 152 182
759 Parts And Accessories For Machine Of Heading 751 Or 752	65 479	591 547	1 829 597	18 530 311
761 Television Receivers	141 904	1 620 880	711 331	8 032 912
762 Radio Broadcast Receivers	305	6 996	32 202	847 621
763 Sound Recorders Or Reproducers	699	31 860	330 791	1 947 038
764 Telecommunication Equipments And Parts	4 111 241	36 966 212	109 876 724	1 045 252 673
771 Electric Power Machinery And Parts	393 960	3 503 202	9 438 571	88 910 667
772 Electrical Apparatus For Making And Breaking Electrical Circuits	1 954 089	19 734 636	63 886 957	611 240 844
773 Equipment For Distributing Electricity	1 674 708	16 391 888	20 761 581	203 510 436
774 Electrical Apparatus For Medical Purposes And Radiological Appa	6 459	9 851	746 048	1 136 948
775 Household Type, Electrical/non-electrical Equipments	402 222	5 320 766	1 467 548	26 577 535
776 Thermionic, Cold Cathode, And Photo Cathode Valves/tubes	502 064	5 686 020	114 807 259	958 890 998
778 Electrical Machinery And Apparatus	2 127 368	18 494 094	33 362 581	307 815 681
781 Passengger Motor Cars	258 339	2 426 149	5 728 690	56 265 143
782 Motor Vehicle For The Transportation Of Goods	347 765	3 254 975	431 546	5 748 060
783 Road Motor Vehicles	12 000	61 324	43 569	123 977
784 Parts And Accessories Of The Motor Vehicles	3 505 229	29 545 161	53 893 914	403 681 790
785 Motorcycles, Scooters, And Other Cycles Motorized/non Motoriz	4 744 476	41 335 425	4 546 668	59 829 616
786 Trailers And Other Vehicles, Not Motorized	28 830	244 080	355 656	1 212 894
791 Railway Vehicles And Associated Equipments	6 407	15 413	152 877	370 439
792 Aircraft And Associated Equipments And Parts	15 919	387 858	5 704 321	86 117 967
793 Ships, Boats, And Floating Structures	36 475	562 786	844 199	1 927 086
811 Prefabricated Buildings	13 338	2 220 865	94 699	4 145 115
812 Sanitary, Plumbing, Heating, And Lighting Fixtures/fittings	5 217	86 075	29 710	431 450
813 Lighting Fixtures And Fittings	85 674	1 234 617	854 373	10 358 296
821 Furnitures And Parts	24 520	585 251	239 293	4 927 879
831 Travel Goods	21 107	200 906	615 819	4 276 432
841 Men's Coats/jackets, Not Knitted	4 383	88 727	90 186	720 453
842 Women's Coats/jacket, Not Knitted	30 062	462 111	270 946	3 839 978
843 Men's Coats/jackets, Knitted	431	38 555	22 133	978 690
844 Women's Coats/jackets, Knitted	14 624	43 137	101 729	483 237
845 Articles Of Apparel	184 162	2 095 600	2 927 783	32 265 473
846 Clothing Accessories Of Textiles Fabrics	199 367	1 715 905	2 752 128	29 228 389
848 Articles Of Apparel And Clothing Accessories Of Other Than Texti	312 310	3 174 188	3 102 583	38 910 808
851 Footwears	1 062 529	9 389 843	14 383 766	118 400 100
871 Optical Instrument And Apparatus	71 480	614 476	1 442 313	23 313 660
872 Medical Instruments And Appliances	12 254	125 028	138 764	895 496
873 Meters And Counters	90 097	1 167 164	1 244 659	13 394 705
874 Measuring, Checking, Analysing, And Controlling Instrument And	243 584	1 639 913	14 957 226	60 402 006
881 Photographic Apparatus And Equipments	6 034	44 244	1 174 589	7 546 198
882 Photographic And Cinematographic Supplies	110 540	1 229 302	212 349	4 526 081
883 Cinematograph Film, Exposed And Developed	2	347	19	14 057
884 Optical Goods	157 099	1 345 216	4 589 765	45 003 958
885 Watches And Clocks	3 566	114 155	208 018	2 419 201
891 Arms And Ammunitions	39 135	40 743	7 952 986	7 987 563
892 Printed Matter	597 238	5 305 118	10 677 383	101 156 588
893 Article Of Plastics	3 742 354	34 456 249	23 794 856	198 394 014
894 Baby Carriages, Toys, Games, And Sporting Goods	27 580	350 644	1 737 552	7 525 987
895 Office And Stationery Supplies	66 845	1 346 611	940 294	10 988 388
896 Works Of Art, Collectors Pieces And Antiques	617	10 940	30 417	193 289
897 Jewellery, Goldsmith, Silversmith Wares, And Other Articles	17 954	69 953	232 202	5 857 632
898 Musical Instrument And Parts/accessories	690 452	8 806 918	9 918 518	115 150 445
899 Other Miscellaneous Manufactured Articles	883 495	7 599 439	13 405 715	139 936 108
961 Coin Not Being Legal Tender	2	6	33	131
971 Gold, Non-monetary	153	1 453	2 206 865	14 505 189
TOTAL IMPORT	702 680 937	7 062 927 495	1 937 962 915	17 880 233 027

K3. IMPOR KAWASAN BERIKAT / BOUND ZONE IMPORT
M ENURUT NEGARA ASAL / BY COUNTRY OF ORIGIN
***** OKTOBER / OCTOBER 2014 *****

Kode Code	Negara Asal Country of Origin	Berat Bersih / Net Weight (Kg)		Nilai CIF / CIF Value (US\$)	
		Bulan ini Current month	Kumulatif Cum. Jan to date	Bulan ini Current month	Kumulatif Cum. Jan to date
111	JP JAPAN	32 748 410	353 980 391	327 338 849	2 748 279 080
112	HK HONG KONG	33 069 229	204 437 498	146 050 784	1 133 778 404
113	KP KOREA, DEM. PEOPLE'S REP.	100 279	1 048 929	94 311	985 429
114	KR KOREA, REPUBLIC OF	56 682 889	448 597 859	308 797 830	2 631 744 799
115	TW TAIWAN	16 258 369	158 991 321	106 238 071	1 019 880 716
116	CN CHINA	125 676 795	823 120 917	393 820 923	3 506 168 234
118	MO MACAU	95 489	1 020 333	458 255	5 736 353
120	PG PAPUA NEW GUINEA	1 208 225	7 812 430	575 556	3 097 717
121	TH THAILAND	32 374 419	1 384 984 320	88 740 370	1 292 708 789
122	SG SINGAPORE	52 502 745	445 758 607	116 594 578	1 301 548 723
123	PH PHILIPPINES	4 469 962	28 114 873	13 730 083	122 664 089
124	MY MALAYSIA	20 939 701	244 447 158	50 754 361	560 484 078
125	MM MYANMAR	284 952	2 077 387	1 896 710	9 678 143
126	KH CAMBODIA	76 070	459 446	544 708	2 862 701
127	BN BRUNEI DARUSSALAM	52 097	16 606 831	89 304	6 634 865
128	LA LAO PEOPLE'S DEM. REP.	0	24	0	2 245
129	NP NEPAL	0	6	0	80
131	VN VIET NAM	5 873 820	78 211 199	38 547 445	345 265 441
133	IN INDIA	4 464 089	85 378 104	18 472 581	187 893 049
134	PK PAKISTAN	447 060	11 035 811	2 659 938	28 948 777
135	BD BANGLADESH	207 409	978 816	511 176	2 210 323
136	LK SRI LANKA	24 112	374 460	657 877	5 625 458
138	ID INDONESIA	1 305 543	7 484 078	8 432 476	52 246 177
141	IQ IRAQ	0	7	0	51
142	IR IRAN (ISLAMIC REPUBLIC OF)	125 532	1 871 434	93 118	1 587 813
143	SA SAUDI ARABIA	6 758 699	68 002 833	8 394 530	73 662 703
144	IL ISRAEL	401	1 741	842	204 806
145	KW KUWAIT	8 714 751	16 634 174	2 808 697	11 232 274
146	JO JORDAN	4 746	173 738	46 399	207 045
148	LB LEBANON	0	17	0	5
149	PN PALESTINA	0	465	0	22 881
151	YE YEMEN	0	282	0	3 583
152	OM OMAN	0	168 399 817	0	11 058 690
153	SY SYRIA ARAB REPUBLIC	10 000	10 000	21 050	21 050
154	TR TURKEY	390 783	2 681 341	6 082 570	18 598 608
155	AE UNITED ARAB EMIRATES	1 152 526	32 379 963	2 026 624	31 949 617
156	QA QATAR	2 069 292	99 497 675	4 021 040	131 993 309
157	BH BAHRAIN	179	6 315 787	1 342	3 718 667
158	CY CYPRUS	56 000	392 000	55 468	447 414
159	OD OTHER WEST ASIA	1	40 005	214	65 550
211	EG EGYPT	265 460	14 131 516	120 519	5 238 931
212	LY LIBYAN ARAB JAM AHIRIYA	0	1	0	17
213	MA MOROCCO	61	33 169	8 770	61 782
214	TN TUNISIA	39	1 144	4 759	48 491
215	DZ ALGERIA	2 476	2 477	7 736	9 236
216	SD SUDAN	0	18 763	0	34 670
219	NA NAMIBIA	0	55 072	0	417 458
221	ET ETHIOPIA	26 140	29 321	50 529	257 840
222	TZ TANZANIA, UNITED REP. OF	142 279	859 404	460 752	2 021 021
225	KE KENYA	22	21 824	1	212 452
228	BW BOTSWANA	0	147	0	286
230	TG TOGO	0	1 220 095	0	2 478 747
232	LR LIBERIA	203	10 874	1 253	107 876
235	CG CONGO	37 278	684 056	18 914	548 686
236	CM CAMEROON	223 382	3 573 872	388 616	4 451 281
237	NG NIGERIA	0	223 463	0	535 131
238	SL SIERRA LEONE	14	1 329	339	56 394
239	GA GABON	0	124 523	0	145 887
240	CI COTE D'IVOIRE	715 904	2 374 661	1 503 314	4 864 823
241	SN SENEGAL	37	1 030 572	1 453	2 019 212
242	MR MAURITANIA	0	1	0	2
243	ML MALI	703 996	6 880 098	1 450 428	14 460 810
244	BJ BENIN	0	2 461 912	0	5 079 543
245	BF BURKINA FASO	640 412	4 047 400	1 239 361	8 307 447
248	VI U.S. VIRGIN ISLANDS	0	7 571	0	54 323

K3. IMPOR KAWASAN BERIKAT / BOUND ZONE IMPORT
M ENURUT NEGARA ASAL / BY COUNTRY OF ORIGIN
***** OKTOBER / OCTOBER 2014 *****

Kode Code	Negara Asal Country of Origin	Berat Bersih / Net Weight (Kg)		Nilai CIF / CIF Value (US\$)	
		Bulan ini Current month	Kumulatif Cum. Jan to date	Bulan ini Current month	Kumulatif Cum. Jan to date
249	SC SEYHELLES	62 692	261 099	576 196	1 124 770
251	UG UGANDA	0	79 108	0	852 929
252	CF CENTRAL AFRICAN REPUBLIC	153 623	1 152 442	247 234	2 308 075
253	NE NIGER	70	26 633	820	19 986
256	SH SAINT HELENA	20	98	399	2 660
260	SZ SWAZILAND	551	7 974	43 416	428 395
261	ZA SOUTH AFRICA	10 197 790	172 362 127	7 813 561	114 548 113
262	ZW ZIMBABWE	829 620	988 020	6 621 912	8 003 952
263	ZM ZAMBIA	0	99 920	0	694 554
264	MW MALAWI	0	140 209	0	238 132
265	KM COMOROS	0	587	0	6 963
267	MU MAURITIUS	26 546	636 018	199 098	441 171
268	RW RWANDA	0	196	0	1 342
298	VG VIRGIN ISLANDS (BRITISH)	43 805	220 372	149 890	684 613
311	AU AUSTRALIA	124 818 833	1 012 518 569	60 879 411	525 658 298
312	NZ NEW ZEALAND	3 480 497	43 291 800	2 884 879	42 084 418
321	NR NAURU	0	260	0	1 928
322	NC NEW CALEDONIA	129 361	1 027 905	46 596	363 412
326	VU VANUATU	0	25	0	3 394
331	AS AMERICAN SAMOA	613	26 708	114 760	519 140
332	CK COOK ISLANDS	0	43 621	0	288 405
333	FJ FIJI	0	71 384	0	485 734
334	KI KIRIBATI	0	673	0	3 457
335	MH MARSHALL ISLANDS	0	9 828	0	66 271
336	WS SAMOA	189 000	398 512	523 908	1 122 829
339	TV TUVALU	0	85	0	1 878
340	CX CHRISTMAS ISLANDS	55	55	5 145	5 145
342	CC COCOS (KEELING) ISLANDS	0	16	0	455
343	TK TOKELAU	111	18 310	227	24 284
411	US UNITED STATES	34 442 003	165 060 536	66 104 181	503 477 390
412	CA CANADA	10 615 242	120 833 092	10 614 639	139 503 741
421	MX MEXICO	52 607	58 896 175	250 213	37 865 968
422	GT GUATEMALA	456	12 846	4 767	76 105
423	HN HONDURAS	0	14 203	0	23 095
424	NI NICARAGUA	15	2 659	338	35 570
425	PA PANAMA	162	1 124 982	18 940	1 200 022
426	CU CUBA	21 571	78 946	44 981	270 856
428	SR SURINAME	0	4	0	412
431	CL CHILE	3 932 395	32 184 056	15 225 343	111 968 181
432	VE VENEZUELA	0	209	0	4 539
433	AR ARGENTINA	790 759	15 661 484	1 791 717	25 693 779
434	BR BRAZIL	68 825 588	361 599 674	35 946 113	215 563 924
435	CO COLOMBIA	125	646 645	4 901	686 351
437	UY URUGUAY	95 070	2 516 409	69 071	2 211 558
438	PY PARAGUAY	0	249 523	0	474 522
441	EC ECUADOR	3	413 029	164	4 303 448
442	PE PERU	2	91 677	7	488 541
445	BS BAHAMAS	5	943	90	7 733
446	JM JAMAICA	613	43 274	6 356	44 232
447	PR PUERTO RICO	539	3 522	4 784	32 947
448	BZ BELIZE	57 173	323 587	422 449	2 576 236
449	DO DOMINICAN REPUBLIC	5 368 442	13 359 964	2 054 945	6 473 772
450	SV EL SALVADOR	0	70 874	0	50 204
451	CR COSTA RICA	98 291	256 490	739 602	1 904 022
452	HT HAITI	0	245 910	0	79 547
453	BB BARBADOS	0	39	0	525
454	AG ANTIGUA AND BARBUDA	0	98	0	1 744
455	AI ANGUILLA	155 308	973 645	571 049	3 586 265
457	BM BERMUDA	0	84	0	705
458	CV CAPE VERDE	0	170	0	2 020
460	DM DOMINICA	125	125	1 381	1 381
463	PF FRENCH POLYNESIA	0	1	0	3
464	GL GREENLAND	0	99 000	0	350 087
467	AN NETHERLANDS ANTILLES	0	224	0	1 233
468	NF NORFOLK ISLANDS	0	25	0	2 992

K3. IMPOR KAWASAN BERIKAT / BOUND ZONE IMPORT
MENURUT NEGARA ASAL / BY COUNTRY OF ORIGIN
***** OKTOBER / OCTOBER 2014 *****

Kode Code	Negara Asal Country of Origin	Berat Bersih / Net Weight (Kg)		Nilai CIF / CIF Value (US\$)	
		Bulan ini Current month	Kumulatif Cum. Jan to date	Bulan ini Current month	Kumulatif Cum. Jan to date
511	GB UNITED KINGDOM	1 470 740	18 355 856	8 720 769	47 490 426
512	NL NETHERLANDS	485 838	5 394 865	7 932 635	63 213 017
513	FR FRANCE	1 572 967	10 102 986	6 016 570	58 098 256
514	DE GERMANY, FED. REP. OF	2 198 504	33 908 262	25 521 458	190 861 607
515	AT AUSTRIA	789 356	3 867 042	2 458 654	19 297 540
516	BE BELGIUM	407 315	3 746 080	2 560 080	25 207 206
517	CH SWITZERLAND	173 830	4 570 040	1 006 262	27 334 775
518	LU LUXEMBOURG	5 723	43 728	78 199	672 024
520	MC MONACO	2	7	63	370
521	DK DENMARK	364 301	4 521 590	658 198	9 859 904
522	NO NORWAY	560 332	3 465 713	2 159 177	10 395 644
523	SE SWEDEN	3 123 304	33 303 383	3 618 085	33 059 515
524	FI FINLAND	920 472	10 811 535	1 227 789	11 975 708
525	IE IRELAND	2 970	107 626	46 776	522 642
526	IT ITALY	1 679 113	29 841 693	8 314 472	147 017 824
527	ES SPAIN	163 705	3 082 591	2 236 172	48 033 936
528	PT PORTUGAL	2 215	371 245	436 439	6 731 869
529	IS ICELAND	0	348 722	0	498 069
531	GR GREECE	587 854	31 463 17	21 503 51	94 343 69
533	AD ANDORRA	0	309	0	2 168
534	LI LIECHTENSTEIN	409	7 162	21 259	292 574
540	CD DEMOCRATIC REP. OF THE CONGO	0	838 686	0	2 055 851
542	HU HUNGARY	7 064	254 253	246 460	3 357 693
543	PL POLAND	12 533	2 307 990	483 837	8 265 943
544	RO ROMANIA	21 199	434 314	57 413	1 569 206
545	BG BULGARIA	23 399	302 073	183 670	1 602 990
550	AZ AZERBAIJAN	0	2	0	116
551	BY BELARUS	21 055	21 055	454 237	454 237
552	KZ KAZAKHSTAN	0	17	0	57 112
553	KG KYRGYZSTAN	6 119	151 517	43 331	414 993
554	MD MOLDOVA, REPUBLIC OF	3	1 348	1 088	17 808
555	TJ TAJIKISTAN	45	45	825	825
557	UA UKRAINE	356 545	14 169 870	707 521	8 160 703
559	LT LITHUANIA	8	22 217	176	81 344
560	LV LATVIA	0	26 750	0	190 094
561	EE ESTONIA	0	83 256	0	372 828
562	GE GEORGIA	0	18 177	0	377 954
563	HR CROATIA	25 501	240 318	20 994	1 253 027
564	BA BOSNIA AND HERZEGOVINA	0	3	0	21
565	MT MALTA	0	77 586	0	76 278
566	SK SLOVAKIA	506	546 954	40 372	1 200 130
567	SI SLOVENIA	0	1 114	0	73 318
568	CZ CZECH REPUBLIC	9 499 473	75 833 447	8 418 560	68 551 298
569	GS SOUTH GEORGIA AND THE SOUTH SA	0	25	0	370
572	RU RUSSIA FEDERATION	5 795 325	54 219 331	2 487 820	26 563 353
573	RS SERBIA	751	7 872	46 641	149 402
TOTAL IMPOR		705 570 434	7 065 816 992	1 956 154 660	17 898 424 772

K4. IM POR KAWASAN BERIKAT / BOUND ZONE IM PORT
M ENURUT PROPINSI DAN PELABUHAN IM POR / BY PROVINCE AND PORT OF IM PORTATION
***** OKTOBER / OCTOBER 2014 *****

Kode Code	Propinsi / Pelabuhan Impor Province / Port of Impotation	Berat Bersih / Net Weight (Kg)		Nilai CIF / CIF Value (US\$)	
		Bulan ini Current month	Kumulatif Cum. Jan to date	Bulan ini Current month	Kumulatif Cum. Jan to date
SUM ATERA UTARA		10 806 109	331 768 307	18 440 500	300 601 337
002	IDKNO KUALA NAMU (U)	1 503	1 616 366	127 907	876 678
144	IDBLW BELAWAN	10 800 131	330 124 873	18 245 072	298 619 800
166	IDMES MEDAN / POLONIA (U)	4 475	27 068	67 521	1 104 859
RIAU		0	41 925 680	0	40 575 634
225	IDDUM DUMAI	0	35 743 509	0	17 214 985
235	IDSJQ SUNGAI GUNTUNG	0	4 372 406	0	16 760 683
242	IDTEM TEM BILAHAN	0	1 478 786	0	5 845 380
243	IDKEN KUALA ENOK	0	621	0	46 525
277	IDBUN BUATAN	0	330 358	0	708 061
LAMPUNG		60 483 300	411 830 745	31 962 400	221 833 643
395	IDPJG PANJANG	60 483 300	411 830 745	31 962 400	221 833 643
KEPULAUAN RIAU		8 822 868	87 522 887	42 693 803	536 874 264
248	IDTBK TANJUNG BALAI KARIMUN	7 063 365	63 766 824	12 606 135	255 088 156
250	IDTAN TANJUNG UBAN	1 759 357	23 275 757	30 074 185	276 712 567
251	IDTPN TANJUNG PINANG	0	3 198	0	666 373
263	IDPAS PASIR PANJANG	146	477 108	13 483	4 407 168
DKI JAKARTA		321 980 396	2 970 682 916	1 483 319 822	13 415 749 770
431	IDTPP TANJUNG PRIOK	314 011 934	2 899 845 454	1 134 642 864	10 598 053 864
433	IDJKT JAKARTA / PASAR IKAN	3 428 346	33 060 374	13 439 399	126 383 821
434	IDCGK SOEKARNO-HATTA (U)	4 525 468	37 667 356	334 299 418	2 683 106 394
436	IDHLP HALIM PERDANA KUSUMA (U)	14 648	109 732	938 141	8 205 691
JAWA BARAT		0	815	0	37 174
466	IDBDO HUSEIN SASTRANEGARA	0	815	0	37 174
JAWA TENGAH		33 884 273	291 918 526	157 081 747	1 086 005 254
494	IDTES TANJUNG EMAS	33 847 096	291 589 554	156 327 227	1 080 963 838
496	IDSRG ACHMAD YANI (U)	36 931	314 486	742 142	4 651 268
497	IDSMR SEM ARANG (PTT)	29	29	758	758
498	IDSOC JEBRES/ADI SUMARMO	217	14 457	11 620	389 390
DI YOGYAKARTA		937	10 185	44 579	423 927
531	IDJOG ADI SUCIPTO (U)	937	10 185	44 579	423 927
JAWA TIM UR		62 734 604	975 800 769	117 117 312	1 309 363 667
562	IDGRE GRESIK	8 808 120	265 210 767	7 897 277	98 971 832
563	IDTPE TANJUNG PERAK	53 427 900	706 252 278	99 333 421	1 114 965 784
587	IDSUB JUANDA (U)-SURABAYA	150 706	1 372 554	8 648 046	85 575 261
588	IDSUR SURABAYA (PTT)	347 878	2 965 170	1 238 568	9 850 790
BANTEN		203 850 104	1 949 911 179	86 851 496	942 068 990
461	IDMRK MERAK	122 688 945	738 592 755	59 210 338	443 097 361
473	IDCGD CIGADING	81 161 159	1 211 318 424	27 641 158	498 971 629
BALI		49 298	279 075	299 118	15 894 829
613	IDBOA BENOA/LOLOAN	21 278	36 878	2 846	3 984
620	IDDPS NGURAH RAI (U)	28 020	242 197	296 272	15 890 845
KALIMANTAN TENGAH		38	38	3 796	3 796
750	IDPPS PULANG PISAU	38	38	3 796	3 796
KALIMANTAN TIM UR		0	45 349	0	512 119
803	IDBPP BALIKPAPAN	0	40 829	0	333 844
814	IDBPN SEPINGGAN (U)	0	4 520	0	178 275
SULAWESI UTARA		68 926	1 230 940	147 533	10 287 814
835	IDBIT BITUNG	66 730	1 213 799	128 679	8 997 081
843	IDMDC SAM RATULANGI (U)	2 196	17 141	18 854	1 290 733
MALUKU UTARA		84	84	809	809
942	IDTTE TERNATE	84	84	809	809
TOTAL IM POR		702 680 937	7 062 927 495	1 937 962 915	17 880 233 027

DATA

MENCERDASKAN BANGSA



BADAN PUSAT STATISTIK

Jl. dr. Sutomo No. 6-8 Jakarta 10710

Telp. : (021) 3841195, 3842508, 3810291-4, Fax. : (021) 3857046

Homepage : <http://www.bps.go.id> E-mail : bpsHQ@bps.go.id

ISSN 0126-3668



9 770126 366007 >