



Katalog BPS: 8202006

BULETIN

STATISTIK PERDAGANGAN LUAR NEGERI
FOREIGN TRADE STATISTICAL BULLETIN

IMPOR / IMPORTS

September
September **2014**



BULETIN

STATISTIK PERDAGANGAN LUAR NEGERI
FOREIGN TRADE STATISTICAL BULLETIN

IMPOR / IMPORTS

September
September **2014**



Buletin
STATISTIK PERDAGANGAN LUAR NEGERI
FOREIGN TRADE STATISTICAL BULLETIN
IMPOR/IMPORTS

September 2014

ISSN: 0126-3668

No. Publikasi/Publication Number: 06120.1419

Katalog BPS/BPS Catalogue: 8202006

Ukuran Buku/Book Size: 21 cm x 28 cm

Jumlah Halaman/Number of pages: xix+198 halaman/pages

Naskah/Manuscript:

Subdirektorat Statistik Impor

Subdirectorate of Import Statistics

Gambar Cover/Cover Design:

Subdirektorat Publikasi dan Kompilasi Statistik

Subdirectorate of Statistical Publication and Compilation

Diterbitkan oleh/Published by:

Badan Pusat Statistik, Jakarta-Indonesia

BPS-Statistics Indonesia

Dicetak oleh/Printed by:

Boleh dikutip dengan menyebut sumbernya

May be cited with reference to the source

KATA PENGANTAR

Publikasi Statistik Impor September 2014 merupakan kelanjutan dari publikasi sebelumnya yang diterbitkan secara bulanan oleh Badan Pusat Statistik Republik Indonesia (BPS-RI). Data yang disajikan dalam publikasi ini, mencakup :

- A. Impor menurut Golongan Barang HS, Golongan Barang SITC, Komoditi (HS), Negara Asal, Pelabuhan Impor, Negara Asal dan Lima Golongan Barang Utama SITC 3 digit, Komoditi tertentu dan Negara Asal Utama
- B. Impor Kawasan Berikat menurut Golongan Barang HS 2 digit, Golongan Barang SITC, Negara Asal, Provinsi dan Pelabuhan Impor

Ucapan terima kasih dan penghargaan yang setinggi-tingginya disampaikan kepada Direktorat Jenderal Bea dan Cukai, Kementerian Keuangan dan Bank Indonesia yang telah secara teratur dan berkesinambungan mengirimkan dokumen PIB, serta PT. Pertamina yang telah memberikan data impor minyak dan gas secara rutin. Selanjutnya, kepada semua pihak yang juga telah membantu BPS-RI sehingga memungkinkan diterbitkannya publikasi ini diucapkan terima kasih.

Akhirnya, kami mengharapkan semoga publikasi ini bermanfaat bagi pengguna data.

Jakarta, Desember 2014
Badan Pusat Statistik
Kepala



Dr. SURYAMIN, M.Sc

FOREWORD

The monthly publication of import statistics, is a sequential issue from the preceding publication which developed by The BPS-Statistics of the Republic of Indonesia. This Publication covered:

- A. Import by HS Commodity Groups, SITC Commodity Groups, Commodity (HS), Country of Origin, Port of Importation, Country of Origin and Five Major SITC Commodity Group, Certain Commodities import by Main Country of Origin
- B. Bonded Zone import by Commodity 2 Digits HS, by SITC Commodity Group, Country of Origin, by Province and port of Importation

Deeply gratitude and the highest appreciation are due to the Directorate General of Custom, Ministry of Finance and Bank of Indonesia of their contribution of regularly in sending documents, and also to PT. Pertamina for the best cooperation in supporting data of oil and gas so that BPS published this edition successfully.

Finally, it is hoped that this publication would be useful for users.

Jakarta, December 2014
BPS-Statistics Indonesia
Distribution and Service Statistics



Dr. SURYAMIN, M.Sc

PENJELASAN

1. DAERAH PENCATATAN

Daerah pencatatan statistik dalam publikasi ini meliputi seluruh wilayah Republik Indonesia.

2. SUMBER DOKUMEN

Statistik dikumpulkan berdasarkan dokumen impor (Pemberitahuan Impor Barang (PIB - BC 2.0) dan Pemberitahuan Pengangkutan Barang Impor (PPBI – BC 2.3) yang diisi oleh importir. Dokumen PIB - BC 2.0 dan PPBI - BC 2.3 diterima dari Bea dan Cukai dan berlaku sejak April 1997 berdasarkan Surat Keputusan Menteri Keuangan nomor 101/KMK.05/1997 tanggal 10 Maret 1997.

3. SISTEM PERDAGANGAN

Sistem pencatatan Statistik Perdagangan Luar Negeri mempergunakan Sistem Perdagangan Umum (*the General Trade System*) atau dengan Sistem Perdagangan Khusus (*the Special Trade System*). Dalam Sistem Perdagangan Umum, Kawasan Berikat dianggap sebagai "dalam negeri", sedangkan dalam Sistem Perdagangan Khusus, dianggap sebagai "luar negeri". Sejak Januari 2008, sistem pencatatan Statistik Impor menggunakan Sistem Perdagangan Umum.

4. RUANG LINGKUP

Pencatatan Statistik Impor meliputi seluruh barang-barang yang masuk ke wilayah Indonesia.

5. KASUS KHUSUS

- 5.1. Sebagian impor kapal laut dan pesawat beserta suku cadangnya termasuk dalam Statistik Impor.
- 5.2. Barang-barang luar negeri yang diolah atau diperbaiki di dalam negeri tetap dicatat sebagai barang impor, meskipun setelah barang tersebut selesai diproses akan kembali ke luar negeri (*re-ekspor*).
- 5.3. Barang-barang di bawah ini tidak termasuk di dalam Statistik Impor:
 - a. Pakaian dan barang-barang perhiasan penumpang.
 - b. Barang-barang penumpang untuk dipakai sendiri, kecuali lemari es, pesawat TV dan sebagainya.
 - c. Barang-barang yang diimpor untuk keperluan perwakilan (kedutaan) suatu negara.
 - d. Barang-barang untuk ekspedisi dan ekshibisi/pameran.
 - e. Sebagian barang-barang yang langsung diimpor oleh angkatan bersenjata.
 - f. Pembungkus/peti kemas.
 - g. Uang dan surat-surat berharga.
 - h. Barang-barang sebagai contoh.

6. SISTEM PENGOLAHAN

Data dalam publikasi ini mencakup dokumen PIB selama September 2014 yang diterima oleh Badan Pusat Statistik sampai akhir Oktober 2014. Sistem pengolahan menggunakan *Carry Over*. Dengan metode ini dokumen-dokumen dari Bea dan Cukai ditunggu selama satu bulan setelah bulan berjalan. Dokumen-dokumen yang datang terlambat akan dimasukkan dalam bulan pengolahan berikutnya.

7. KLASIFIKASI JENIS BARANG

Penggolongan barang yang digunakan di dalam statistik impor adalah klasifikasi Barang Impor yang berdasarkan pada Buku Tarif Kepabeanan Indonesia 2012 (BTKI 2012) yang mengacu pada amandemen keempat dari World Customs Organization (WCO) sebagai lembaga Internasional yang menyusun klasifikasi Harmonized System (HS). Disamping menggunakan HS sebagai klasifikasi jenis barang, juga digunakan Standard International Trade Classification (SITC) Revisi 4.

8. PERIODE REFERENSI

Periode penentuan impor adalah tanggal penyelesaian dokumen oleh pejabat-pejabat Bea dan Cukai yang terdapat dalam dokumen impor.

9. NILAI BARANG

Nilai barang dinyatakan dalam nilai CIF (US\$) dan nilai kurs September 2014 yang digunakan adalah US\$ 1 = Rp.11.905,-

10. SATUAN BARANG

Berat barang impor adalah berat bersih dan dinyatakan dalam Kg.

11. NEGARA ASAL

Negara asal adalah negara dimana barang-barang tersebut dihasilkan dan dokumennya telah diperiksa serta dinyatakan sesuai dengan peraturan yang berlaku oleh pejabat Bea dan Cukai.

EXPLANATORY NOTES

1. AREA RECORDINGS

The statistical recording area in this publication covers the entire territory of the Republic of Indonesia.

2. SOURCE OF DOCUMENTS

Statistics are compiled based on Import Declaration Form (Pemberitahuan Impor Barang (PIB-BC 2.0) or Pemberitahuan Pengangkutan Barang Impor (PPBI-BC 2.3)) of Import documents that are filled by importers. The PIB documents received from Customs and Excise, prevailing on April 1, 1997, based on Minister of Finance Decree No. 101/KMK.05/1997, March 10, 1997.

3. TRADE SYSTEM

The systems of recording Foreign Trade Statistics apply the General Trade System or the Special Trade System. In the General Trade System, the Bonded Zone is regarded as "*Domestic*", while in the Special Trade System; the Bonded Zone is regarded as "*Abroad*". Since January 2008, the systems of recording import Statistics have applied the General Trade System.

4. COVERAGE

The recording Import Statistics covers all goods entering the Indonesian territory.

5. PARTICULAR CASES

5.1 Part of importation of sea vessels and airplanes and their spare parts are included in the Import Statistics.

5.2 Overseas goods which are processed or modified in Indonesian Country are recorded as importation, although after the goods finish process will return to abroad (re-exports).

5.3 The goods here under are not included in the Import Statistics:

- a. Clothes and jewelry of passengers.
- b. Luggage of passengers of own use, except refrigerators, television sets, etc.
- c. Goods imported for the use of foreign countries representations (embassies).
- d. Goods for expeditions and exhibition shows.
- e. A part of the goods directly imported by armed forces.
- f. Packing's containers to be refilled.
- g. Bank notes and securities.
- h. Sample goods.

6. PROCESSING SYSTEM

The data in this publication covers documents of September, 2014 were received by the BPS to the end of October, 2014. The documents are processed using a carry over system. The deadline for the acceptance of documents of a certain month is one month after the reference period, which means the end of the following month. The documents accepted after the deadline is considered as the document of the following month.

7. COMMODITY CLASSIFICATION

The classification of goods in this publication applies the 2012 Indonesia's Custom Tariff Classification, based on fourth amendment from World Customs Organization (WCO) as an International Organization who arranged the Classification of Harmonized System (HS). Besides applying the HS, the Standard International Trade Classification (SITC) Revised 4 is also applied in the classification of goods.

8. REFERENCE PERIOD

The period of import determination is the date of settlement/completion by the Customs and Excise Officials as stated in the Import documents.

9. COMMODITY VALUATION

The values recorded, are the CIF value (US\$). The exchange rate use for September, 2014, US\$1 = Rp.11.905,-

10. UNIT OF COMMODITY

The net weight imported of goods are present to Kg.

11. COUNTRY OF ORIGIN

Country of origin is the country in which the goods have been produced, after being verified by Customs and Excise Officials, pursuant to the prevailing regulations

DAFTAR ISI/CONTENTS

	Halaman/Page
KATA PENGANTAR/ <i>FOREWORD</i>	iii-iv
PENJELASAN/ <i>EXPLANATORY NOTES</i>	v-viii
DAFTAR ISI/ <i>CONTENTS</i>	ix
RINGKASAN/ <i>SUMMARY</i>	xi-xix
Tabel/ <i>Table</i> I-1. Import Menurut Golongan Barang HS/ <i>Import by HS Commodity Groups</i>	
Menurut 21 Golongan Barang HS/ <i>By 21 HS Commodity Groups</i>	1
Menurut Golongan Barang 2 Dijiit HS/ <i>By Commodity Groups 2 Digit Code HS</i>	2
Menurut 40 Golongan Barang HS Terbesar/ <i>By 40 Biggest Commodities 10 Digit HS Code</i>	4
Tabel/ <i>Table</i> I-2. Impor Menurut Golongan Barang SITC/ <i>Import by SITC Commodity Groups</i>	5-10
Tabel/ <i>Table</i> I-3. Impor Menurut Komoditi (HS)/ <i>Import by Commodity (HS)</i>	11-144
Tabel/ <i>Table</i> I-4. Impor Menurut Negara Asal/ <i>Import by Country of Origin</i>	145-148
Tabel/ <i>Table</i> I-5. Impor Menurut Pelabuhan Impor/ <i>Import by Port of Importation</i>	149-152
Tabel/ <i>Table</i> I-6 Impor Menurut Negara Asal dan Lima Golongan Barang (SITC) Utama/ <i>Import by Country of Origin and Five Major SITC Commodity Group</i>	153-182
Tabel/ <i>Table</i> I-7 Impor Komoditi Tertentu Menurut Negara Asal Utama/ <i>Certain Commodities Import by Main Country of Origin</i>	183-187
Tabel/ <i>Table</i> K1 Import Kawasan Berikat Menurut Golongan Barang 2 Dijiit HS/ <i>Bonded Zone Import by Commodity 2 Digits HS</i>	188-189
Tabel/ <i>Table</i> K2 Impor Kawasan Berikat Menurut Golongan Barang SITC/ <i>Bonded Zone Import by SITC Commodity Group</i>	190-194
Tabel/ <i>Table</i> K3 Impor Kawasan Berikat Menurut Negara Asal/ <i>Bonded Zone Import by Country of Origin</i>	195-197
Tabel/ <i>Table</i> K4 Impor Kawasan Berikat Menurut Provinsi dan Pelabuhan Impor/ <i>Bonded Zone Import by Province and Port of Importation</i>	198

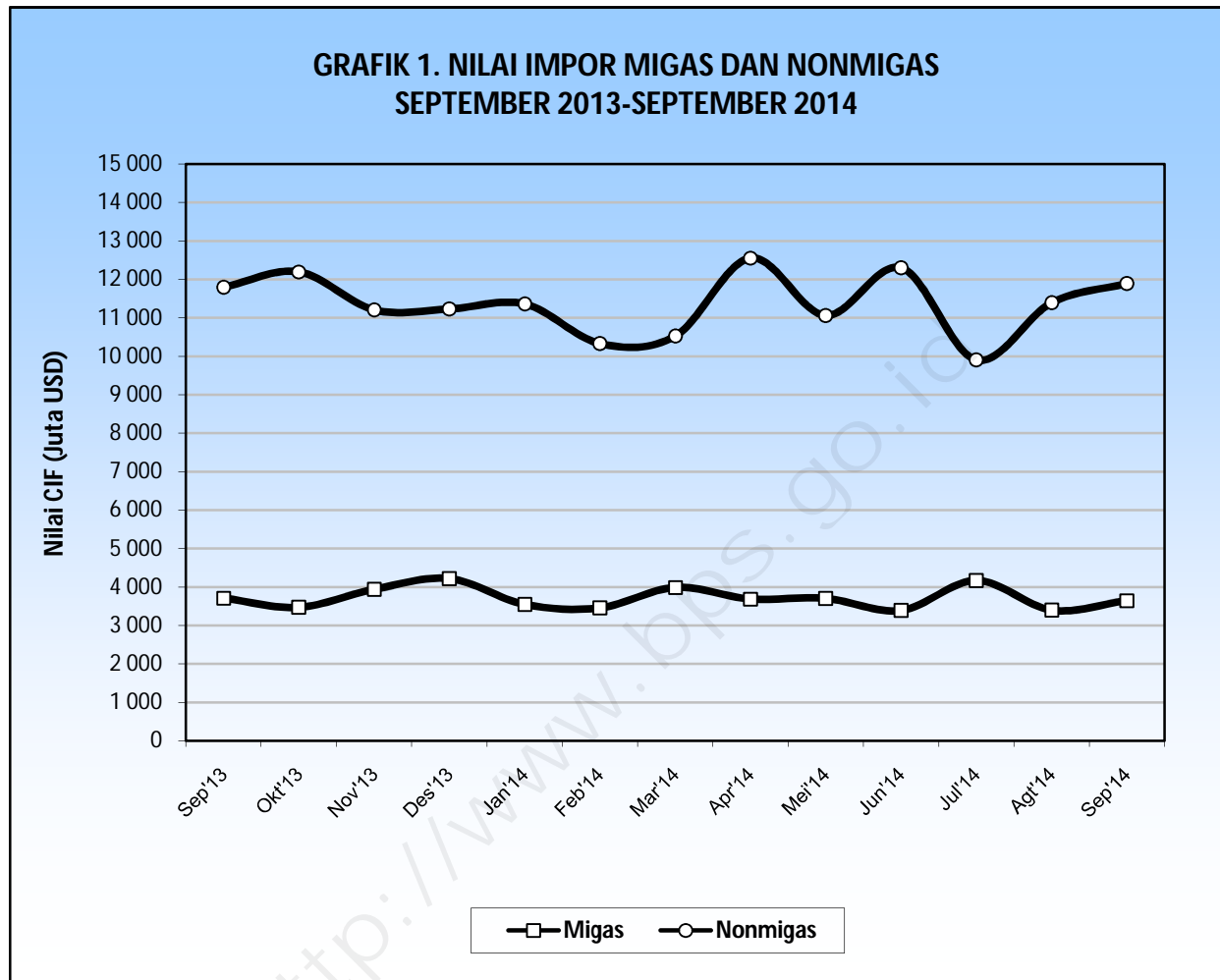
RINGKASAN

Pada September 2014 nilai impor mencapai USD15.546,1 juta yang terdiri dari impor melalui Kawasan Berikat sebesar USD1.848,1 juta (11,89 persen) dan di Luar Kawasan Berikat sebesar USD13.698,0 juta (88,11 persen). Nilai impor migas Indonesia mencapai USD3.651,6 juta atau 23,49 persen dari total impor Indonesia. Sedangkan nilai impor nonmigas Indonesia mencapai USD11.894,5 juta dan memberikan peranan 76,51 persen terhadap total impor Indonesia.

**TABEL 1. IMPOR MIGAS DAN NONMIGAS
SEPTEMBER 2013 – SEPTEMBER 2014**

Tahun/Bulan	Migas		Nonmigas		Total		
	Indonesia	Kawasan Berikat	Indonesia	Kawasan Berikat	Indonesia	Kawasan Berikat	
Nilai CIF (Juta USD)							
2013	September	3 715,6	10,7	11 794,2	1 710,1	15 509,8	1 720,8
	Oktober	3 473,9	5,8	12 200,1	1 882,4	15 674,0	1 888,2
	November	3 938,9	55,2	11 210,4	1 719,4	15 149,3	1 774,6
	Desember	4 221,6	88,4	11 234,3	1 735,2	15 455,9	1 823,6
2014	Januari	3 550,5	8,7	11 365,7	1 712,0	14 916,2	1 720,7
	Februari	3 457,2	11,8	10 333,5	1 552,8	13 790,7	1 564,6
	Maret	3 994,6	11,9	10 529,1	1 596,5	14 523,7	1 608,4
	April	3 692,8	8,3	12 562,2	2 052,3	16 255,0	2 060,6
	Mei	3 706,6	24,1	11 063,7	1 779,9	14 770,3	1 804,0
	Juni	3 394,2	12,2	12 303,6	1 873,3	15 697,8	1 885,5
	Juli	4 173,0	0,9	9 908,7	1 513,7	14 081,7	1 514,6
	Agustus	3 399,3	3,6	11 393,9	1 932,2	14 793,2	1 935,8
	September	3 651,6	29,1	11 894,5	1 819,0	15 546,1	1 848,1
Peranan Terhadap Total Impor (%)							
2013	September	23,96	0,62	76,04	99,38	100,00	100,00
	Oktober	22,16	0,31	77,84	99,69	100,00	100,00
	November	26,00	3,11	74,00	99,89	100,00	100,00
	Desember	27,31	4,85	72,69	95,15	100,00	100,00
2014	Januari	23,80	0,51	76,20	99,49	100,00	100,00
	Februari	25,07	0,75	74,93	99,25	100,00	100,00
	Maret	27,50	0,74	72,50	99,26	100,00	100,00
	April	22,72	0,40	77,28	99,60	100,00	100,00
	Mei	25,09	1,34	74,91	98,66	100,00	100,00
	Juni	21,62	0,65	78,38	99,35	100,00	100,00
	Juli	29,63	0,06	70,37	99,94	100,00	100,00
	Agustus	22,98	0,19	77,02	99,81	100,00	100,00
	September	23,49	1,57	76,51	98,43	100,00	100,00

Dari total nilai impor migas Indonesia, impor melalui Kawasan Berikat hanya sebesar USD29,1 juta atau 0,80 persen, sedangkan sisanya USD3.622,5 juta (99,20 persen) di Luar Kawasan Berikat. Sementara itu, nilai impor nonmigas di Luar Kawasan Berikat mencapai USD10.075,5 juta atau 84,71 persen dan melalui Kawasan Berikat USD1.819,0 juta (15,29 persen).



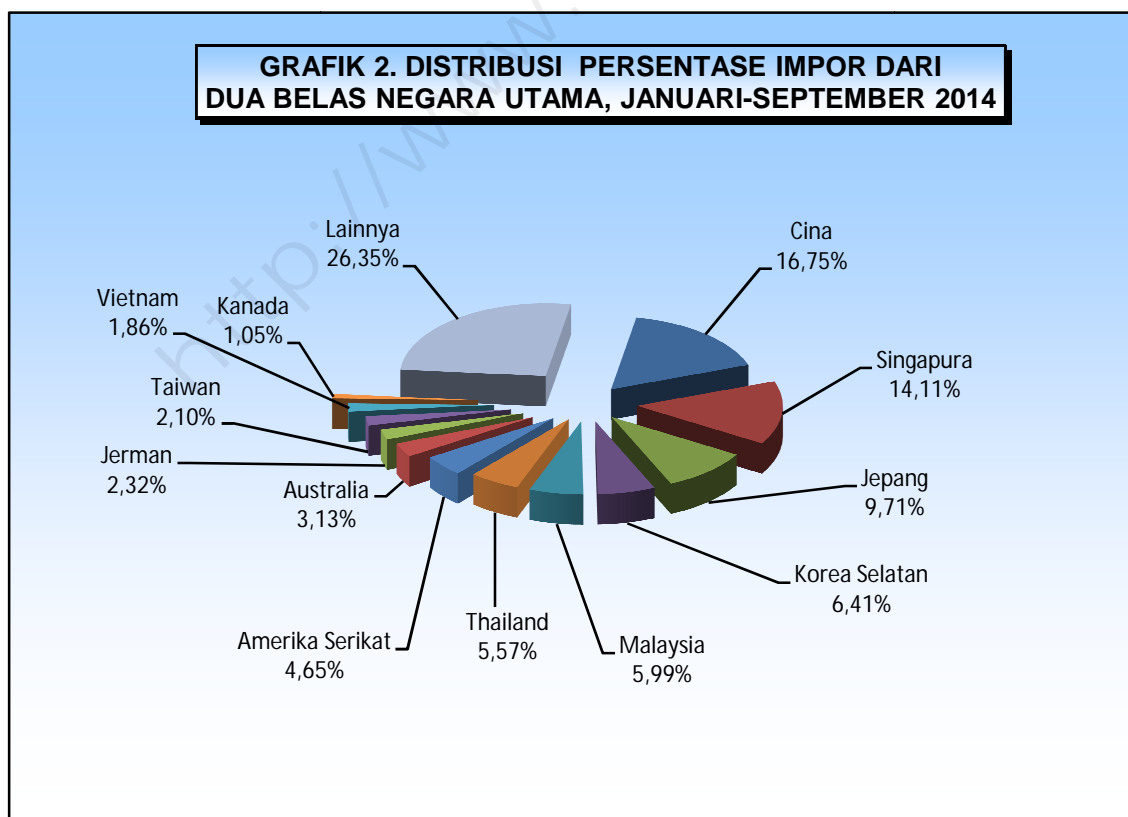
Dilihat dari peranannya, selama tiga belas bulan terakhir impor migas memberikan kontribusi rata-rata 24,72 persen per bulan dan impor nonmigas sebesar 75,28 persen per bulan. Sementara itu, pada September 2014 peranan impor migas mencapai 23,49 persen yang berarti angka tersebut berada di bawah rata-rata. Sebaliknya peranan impor nonmigas berada di atas rata-rata, yaitu 76,51 persen.

Dengan diterapkannya Sistem Perdagangan Umum (*General Trade System*) dalam pencatatan statistik impor, secara keseluruhan nilai impor barang yang tercatat mengalami kenaikan yang nyata (signifikan).

**TABEL 2. PERKEMBANGAN IMPOR MIGAS DAN NONMIGAS
JANUARI-SEPTEMBER 2010-2014**

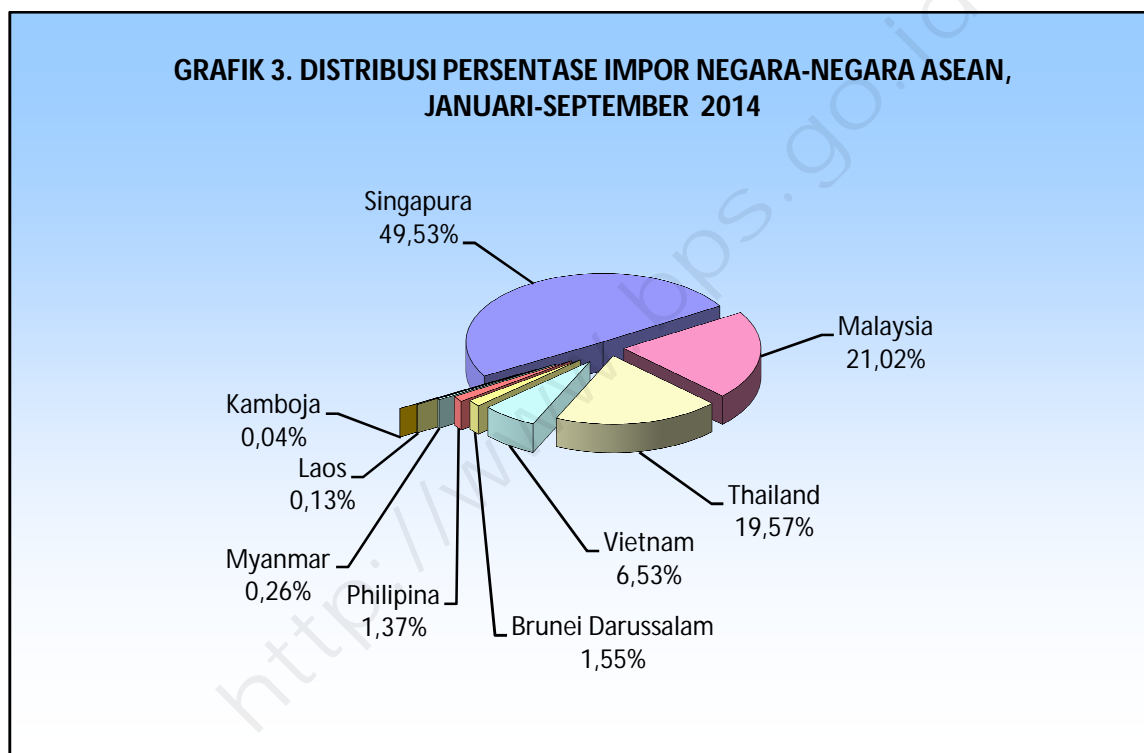
Bulan/ Tahun	Nilai (Juta USD)			Peranan (%)		
	Migas	Nonmigas	Total	Migas	Nonmigas	Total
Jan-Sep:						
2010	19 438,3	77 950,7	97 389,0	19,96	80,04	100,00
2011	30 325,0	99 707,7	130 032,7	23,32	76,68	100,00
2012	30 952,4	111 013,7	141 966,1	21,80	78,20	100,00
2013	33 632,0	106 717,5	140 349,5	23,96	76,04	100,00
2014	33 019,8	101 354,9	134 374,7	24,57	75,43	100,00

Impor Indonesia Januari-September 2013 sebesar USD134.374,7 juta atau turun 4,26 persen dibanding periode yang sama tahun sebelumnya. Penurunan tersebut dipicu oleh turunnya impor migas dan nonmigas masing-masing sebesar 1,82 persen (USD612,2 juta) dan 5,03 persen (USD5.362,6 juta). Dilihat dari nilainya, selama Januari-September periode 2010-2014 didominasi oleh impor nonmigas dengan rata-rata peranan sebesar 77,28 persen per tahun. Dengan demikian dapat disimpulkan bahwa perekonomian Indonesia selama ini masih bertumpu pada impor sektor nonmigas.



Dari keseluruhan nilai impor pada Januari-September 2014, 73,65 persen berasal dari dua belas negara utama. Cina menempati posisi pertama, yaitu 16,75 persen dari total impor Indonesia, diikuti oleh Singapura (14,11 persen), Jepang (9,71 persen), Korea Selatan (6,41 persen), Malaysia (5,99 persen), Thailand (5,57 persen), Amerika Serikat (4,65 persen), Australia (3,13 persen), Jerman (2,32 persen), Taiwan (2,10 persen), Vietnam (1,86 persen), dan Kanada (1,05 persen).

Impor terbesar pada Januari-September 2014 berasal dari kelompok sembilan negara APEC Lainnya yakni mencapai 39,76 persen atau sebesar USD53.432,5 juta. Kelompok negara ASEAN berada di urutan berikutnya dengan peranan sebesar 28,49 persen (USD38.280,3 juta), kemudian diikuti kelompok negara Uni Eropa 7,19 persen (USD9.656,7 juta), kelompok negara NAFTA sebesar 5,81 persen (USD7.807,2 juta), sedangkan kelompok negara lainnya menyumbang 18,75 persen (USD25.198,0 juta).



Jika dilihat impor Indonesia dari kelompok ASEAN, selama Januari-September 2014 peranan impor yang paling tinggi adalah dari Singapura dengan peranan sebesar 49,53 persen dari total impor ASEAN. Malaysia menempati urutan kedua sebesar 21,02 persen, diikuti oleh Thailand (19,57 persen), Vietnam (6,53 persen), Brunei Darussalam (1,55 persen), dan Philipina (1,37 persen), sementara peranan impor dari Laos, Myanmar, dan Kamboja masih di bawah satu persen.

Dari kelompok negara Uni Eropa, selama Januari-September 2014 peranan impor yang paling tinggi adalah dari Jerman sebesar 32,26 persen dari total impor Uni Eropa. Italia menempati urutan kedua dengan peranan 14,03 persen, diikuti oleh Perancis (11,02 persen), Inggris (7,21 persen), dan Belanda (6,80 persen).

**TABEL 3. NILAI DAN PERANAN IMPOR
DARI KELOMPOK NEGARA ASEAN, NAFTA, DAN UNI EROPA
JANUARI-SEPTEMBER 2013 DAN 2014**

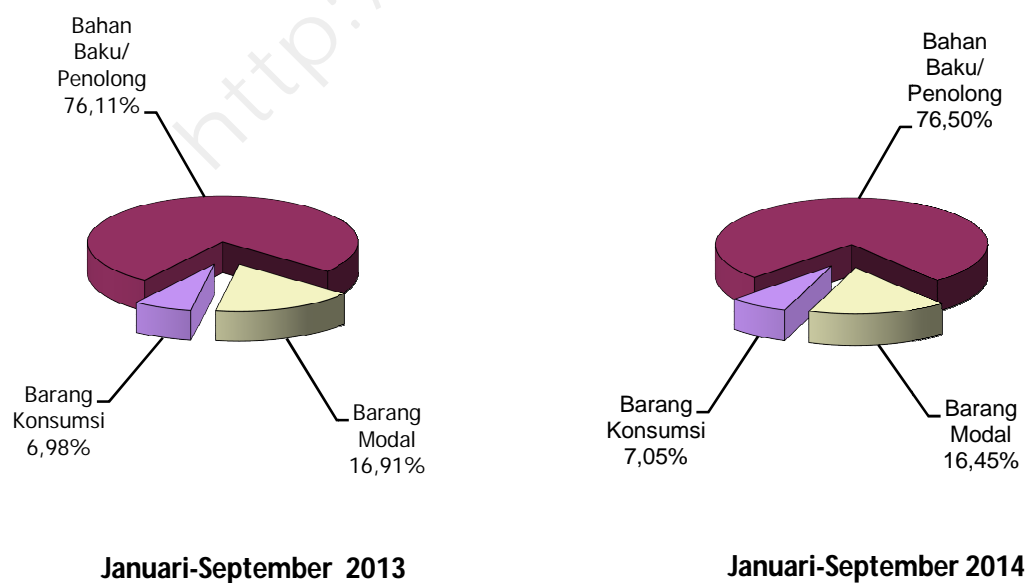
KELOMPOK NEGARA	Januari-September 2013		Januari-September 2014		Perubahan Jan-Sep 2014 thd Jan-Sep 2013 (%)
	Nilai (Juta USD)	Peranan (%)	Nilai (Juta USD)	Peranan (%)	
APEC					
ASEAN	40 897,3	29,14	38 280,3	28,49	-6,40
Thailand	8 399,0	5,98	7 489,9	5,57	-10,82
Singapura	19 250,3	13,72	18 961,3	14,11	-1,50
Philippina	601,0	0,43	525,1	0,39	-12,63
Malaysia	10 089,7	7,19	8 046,6	5,99	-20,25
Myanmar	61,8	0,04	99,7	0,08	61,33
Kamboja	12,7	0,01	15,7	0,01	23,62
Brunei Darussalam	457,0	0,33	591,1	0,44	29,34
Laos	5,6	0,00	50,3	0,04	798,21
Vietnam	2 020,2	1,44	2 500,6	1,86	23,78
NAFTA	8 891,5	6,33	7 807,2	5,81	-12,19
Amerika Serikat	6 841,6	4,87	6 243,7	4,65	-8,74
Kanada	1 597,3	1,14	1 414,0	1,05	-11,48
Meksiko	452,6	0,32	149,5	0,11	-66,97
NEGARA APEC LAINNYA	55 027,3	39,21	53 432,5	39,76	-2,90
Jepang	14 573,6	10,38	13 044,0	9,71	-10,50
Hongkong	1 551,8	1,11	1 362,1	1,01	-12,22
Korea Selatan	8 710,1	6,21	8 610,1	6,41	-1,15
Taiwan	3 401,6	2,42	2 823,0	2,10	-17,01
Cina	22 412,6	15,97	22 504,4	16,75	0,41
Papua Nugini	71,1	0,05	21,9	0,02	-69,20
Australia	3 538,1	2,52	4 213,4	3,13	19,09
Selandia Baru	583,9	0,42	665,4	0,49	13,96
Chili	184,5	0,13	188,2	0,14	2,01
UNI EROPA	10 453,3	7,45	9 656,7	7,19	-7,62
Jerman	3 377,2	2,41	3 114,9	2,32	-7,77
Italia	1 260,3	0,90	1 354,6	1,01	7,48
Perancis	1 204,5	0,86	1 063,7	0,79	-11,69
Inggris	840,9	0,60	696,0	0,52	-17,23
Belanda	776,2	0,55	657,1	0,49	-15,34
Swedia	678,3	0,48	525,7	0,39	-22,50
Belgia	466,8	0,33	450,5	0,33	-3,49
Finlandia	325,6	0,23	438,6	0,33	34,71
Spanyol	450,0	0,32	405,2	0,30	-9,96
Austria	292,4	0,21	259,3	0,19	-11,32
Cheska	134,1	0,10	131,3	0,10	-2,09
Denmark	156,3	0,11	126,8	0,09	-18,87
Polandia	109,5	0,08	104,6	0,08	-4,47
Irlandia	84,0	0,06	74,4	0,06	-11,43
Yunani	68,6	0,05	69,5	0,05	1,31
Uni Eropa Lainnya	228,6	0,16	184,5	0,14	-19,29
LAINNYA	25 080,1	17,87	25 198,0	18,75	0,47
TOTAL IMPOR	140 349,5	100,00	134 374,7	100,00	-4,26

**TABEL 4. IMPOR MENURUT GOLONGAN PENGGUNAAN BARANG
JANUARI-SEPTEMBER 2010-2014**

Bulan/ Tahun	Nilai (Juta USD)				Peranan (%)			
	Barang Konsumsi	Bahan Baku/ Penolong	Barang Modal	Total	Barang Konsumsi	Bahan Baku/ Penolong	Barang Modal	Total
Jan-Sep:								
2010	7 172,6	70 755,0	19 461,4	97 389,0	7,37	72,65	19,98	100,00
2011	9 933,9	97 055,6	23 043,2	130 032,7	7,64	74,64	17,72	100,00
2012	9 989,2	103 422,7	28 554,2	141 966,1	7,04	72,85	20,11	100,00
2013	9 794,0	106 815,3	23 740,2	140 349,5	6,98	76,11	16,91	100,00
2014	9 469,5	102 797,2	22 108,0	134 374,7	7,05	76,50	16,45	100,00

Rata-rata nilai impor Januari-September periode 2010-2014 adalah USD128.822,4 juta dengan rata-rata nilai impor barang konsumsi dan peranannya USD9.271,8 juta (7,22 persen), impor bahan baku/penolong USD96.169,2 juta (74,55 persen), dan impor barang modal USD23.381,4 juta (18,23 persen). Jika dibandingkan Januari-September 2013, nilai impor golongan barang konsumsi, bahan baku/penolong, dan barang modal mengalami penurunan masing-masing 3,31 persen (US\$324,5 juta), 3,76 persen (US\$4.018,1 juta), dan 6,88 persen (US\$1.632,2 juta).

**GRAFIK 4. PERSENTASE NILAI IMPOR INDONESIA
MENURUT GOLONGAN PENGGUNAAN BARANG
JANUARI-SEPTEMBER 2013 DAN 2014**



Dilihat dari peranannya selama Januari-September periode 2010-2014, rata-rata peranan tertinggi diberikan oleh impor *bahan baku/penolong*, yaitu 74,55 persen, diikuti oleh *barang modal* sebesar 18,23 persen dan *barang konsumsi* sebesar 7,22 persen. Sementara itu, peran *barang konsumsi* tertinggi dicapai di tahun 2011, yaitu 7,64 persen. Golongan *bahan baku/penolong* memberikan peranan tertinggi di tahun 2014 sebesar 76,50 persen, sedangkan *barang modal* pada tahun 2012 sebesar 20,11 persen.

Peran nilai impor barang modal terhadap keseluruhan nilai impor pada Januari-September 2014 mengalami penurunan dari 16,91 persen menjadi 16,45 persen jika dibandingkan dengan periode yang sama tahun sebelumnya. Sebaliknya impor barang konsumsi dan bahan baku/penolong mengalami peningkatan masing-masing dari 6,98 persen menjadi 7,05 persen dan dari 76,11 persen menjadi 76,50 persen.

Menurut golongan barang SITC (*Standard International Trade Classification*) 1 digit, kelompok barang utama impor selama Januari-September 2014 adalah kelompok mesin dan alat angkutan dengan nilai sebesar USD39.495,5 juta dan memberikan peran sebesar 29,39 persen dari total impor Indonesia. Dilihat dari nilainya, impor kelompok barang ini turun 10,14 persen dibandingkan periode yang sama tahun sebelumnya. Demikian juga peranan impor kelompok barang ini mengalami penurunan dari 31,32 persen menjadi 29,39 persen.

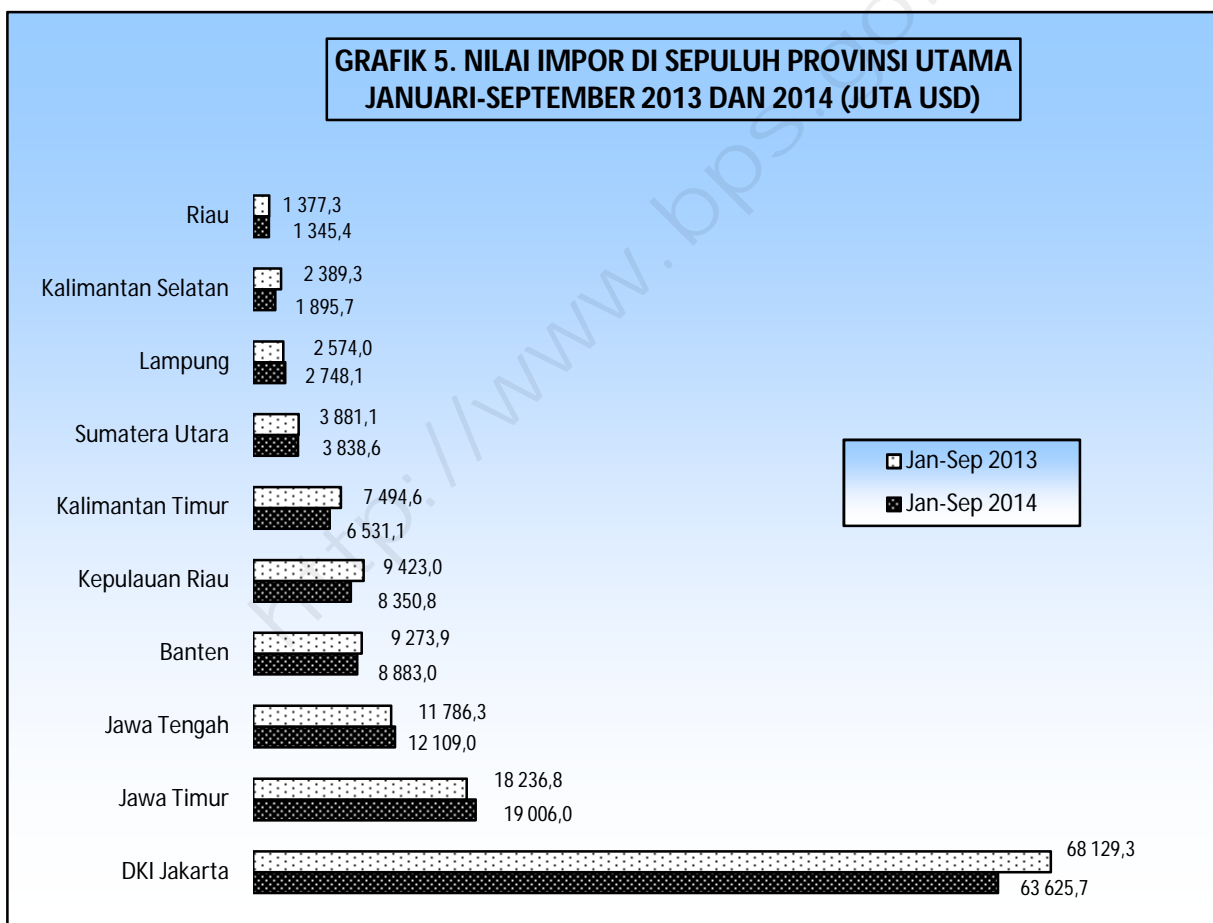
**TABEL 5. IMPOR MENURUT SITC-1 DIJIT
JANUARI-SEPTEMBER 2013 DAN 2014**

SITC	Januari-September 2013		Januari-September 2014		Perubahan Jan-Sep 2014 thd Jan-Sep 2013 (%)
	Nilai (Juta USD)	Peranan (%)	Nilai (Juta USD)	Peranan (%)	
0 Bahan Makanan dan Binatang Hidup	10 054,7	7,16	11 081,4	8,25	10,21
1 Minuman dan Tembakau	596,7	0,43	585,5	0,44	-1,88
2 Bahan Baku dan Hasil Tambang	6 980,8	4,97	6 990,1	5,20	0,13
3 Minyak dan Bahan Bakar Mineral	33 790,6	24,08	33 358,3	24,82	-1,28
4 Minyak Nabati dan Hewani	176,4	0,13	107,6	0,08	-39,00
5 Bahan Kimia dan produknya	17 831,3	12,70	17 824,8	13,26	-0,04
6 Barang-barang Buatan Pabrik	21 769,2	15,51	19 880,6	14,80	-8,68
7 Mesin dan Alat Angkutan	43 953,4	31,32	39 495,5	29,39	-10,14
8& Lainnya	5 196,4	3,70	5 050,9	3,76	-2,80
TOTAL IMPOR	140 349,5	100,00	134 374,7	100,00	-4,26

Impor kelompok barang SITC 1 digit yang terbesar berikutnya adalah kelompok minyak dan bahan bakar mineral dengan nilai USD33.358,3 juta dan peran 24,82 persen, diikuti oleh kelompok barang-barang buatan pabrik USD19.880,6 juta (14,80 persen). Selanjutnya kelompok bahan kimia dan produknya USD17.824,8 juta (13,26 persen), kelompok bahan makanan dan binatang hidup

USD11.081,4 juta (8,25 persen), kelompok bahan baku dan hasil tambang USD6.990,1 juta (5,20 persen), kelompok barang lainnya USD5.050,9 juta (3,76 persen), kelompok minuman dan tembakau USD585,5 juta (0,44 persen), serta kelompok minyak nabati dan hewani USD107,6 juta (0,08 persen).

Selama Januari-September 2014, pelabuhan di DKI Jakarta membongkar barang impor terbesar dibanding pelabuhan di provinsi lain, yaitu sebesar USD63.625,7 juta atau 47,35 persen dari total impor Indonesia. Provinsi dengan impor terbesar kedua adalah Jawa Timur yang mencapai USD19.006,0 juta (14,14 persen), diikuti Jawa Tengah USD12.109,0 juta (9,01 persen), Banten USD8.883,0 juta (6,61 persen), Kepulauan Riau USD8.350,8 juta (6,31 persen), Kalimantan Timur USD6.531,1 juta (4,86 persen), dan Sumatera Utara sebesar USD3.838,6 juta (2,86 persen). Kemudian nilai impor yang masuk melalui provinsi Lampung, Kalimantan Selatan, dan Riau masing-masing sebesar US\$2.748,1 juta (2,05 persen), US\$1.895,7 juta (1,41 persen), dan US\$1.345,4 juta (1,00 persen). Sementara nilai impor ke provinsi lainnya masih berada di bawah USD1,5 miliar.



Dari sepuluh provinsi utama, tiga provinsi diantaranya mengalami peningkatan nilai impor dibanding periode yang sama tahun sebelumnya. Provinsi tersebut, yaitu Jawa Timur US\$769,2 juta (4,22 persen), Jawa Tengah US\$322,7 juta (2,74 persen), dan Lampung US\$174,1 juta (6,76 persen). Sementara itu, tujuh provinsi lainnya mengalami penurunan nilai impor.

Dari tujuh provinsi utama yang mengalami penurunan nilai impor, provinsi DKI Jakarta mengalami penurunan paling tinggi, yaitu US\$4.503,6 juta atau 6,61 persen. Provinsi berikutnya, yaitu Kepulauan Riau sebesar US\$1.072,2 juta (11,38 persen), Kalimantan Timur US\$963,5 juta (12,86 persen), Kalimantan Selatan US\$493,6 juta (20,66 persen), Banten US\$390,9 juta (4,22 persen), Sumatera Utara US\$42,5 juta (1,10 persen), dan Riau US\$31,9 juta (2,32 persen).

**TABEL 6. NILAI DAN PERANAN IMPOR MENURUT PROVINSI^{*)}
JANUARI-SEPTEMBER 2013 DAN 2014**

Provinsi	Januari-September 2013		Januari-September 2014		Perubahan Jan-Sep 2014 thd Jan-Sep 2013 (%)
	Nilai (Juta USD)	Peranan (%)	Nilai (Juta USD)	Peranan (%)	
Aceh	9,1	0,01	28,7	0,02	215,38
Sumatera Utara	3 881,1	2,77	3 838,6	2,86	-1,10
Sumatera Barat	781,4	0,56	788,3	0,59	0,88
Riau	1 377,3	0,98	1 345,4	1,00	-2,32
Jambi	149,9	0,11	170,9	0,13	14,01
Sumatera Selatan	402,5	0,29	456,0	0,34	13,29
Bengkulu	19,3	0,01	8,9	0,01	-53,89
Lampung	2 574,0	1,83	2 748,1	2,05	6,76
Kepulauan Bangka Belitung	38,1	0,03	43,2	0,03	13,39
Kepulauan Riau	9 423,0	6,71	8 350,8	6,21	-11,38
DKI Jakarta	68 129,3	48,54	63 625,7	47,35	-6,61
Jawa Barat	1 287,7	0,92	1 282,5	0,95	-0,4
Jawa Tengah	11 786,3	8,40	12 109,0	9,01	2,74
Di Yogyakarta	1,2	0,00	0,7	0,00	-41,67
Jawa Timur	18 236,8	12,99	19 006,0	14,14	4,22
Banten	9 273,9	6,61	8 883,0	6,61	-4,22
Bali	193,5	0,14	269,9	0,20	39,48
Nusa Tenggara Barat	152,9	0,11	91,0	0,07	-40,48
Nusa Tenggara Timur	22,1	0,02	18,3	0,01	-17,19
Kalimantan Barat	372,1	0,26	380,7	0,28	2,31
Kalimantan Tengah	64,7	0,05	81,1	0,06	25,35
Kalimantan Selatan	2 389,3	1,70	1 895,7	1,41	-20,66
Kalimantan Timur	7 494,6	5,34	6 531,1	4,86	-12,86
Sulawesi Utara	87,2	0,06	92,9	0,07	6,54
Sulawesi Tengah	10,2	0,01	90,3	0,07	785,29
Sulawesi Selatan	1 167,3	0,83	644,6	0,48	-44,78
Sulawesi Tenggara	329,1	0,23	396,7	0,30	20,54
Gorontalo	13,5	0,01	48,8	0,04	261,48
Sulawesi Barat	4,5	0,00	4,7	0,00	4,44
Maluku	272,3	0,19	303,2	0,23	11,35
Maluku Utara	3,8	0,00	5,3	0,00	39,47
Papua Barat	26,1	0,02	24,5	0,02	-6,13
Papua	375,4	0,27	810,1	0,60	115,8
TOTAL IMPOR	140 349,5	100,00	134 374,7	100,00	-4,26

Keterangan : *) = melalui pelabuhan bongkar yang terdapat di provinsi

I-1. IMPOR MENURUT GOLONGAN BARANG HS / IMPORT BY HS COMMODITY GROUPS
A. MENURUT 21 GOLONGAN BARANG (HS) / BY 21 HS COMMODITY GROUP
***** SEPTEMBER/SEPTEMBER 2014 *****

H S	Uraian golongan barang Group description	Berat bersih / Net weight (Kg)		Nilai / Value C.I.F (U S \$)	
		Bulan ini	Kumulatif	Bulan ini	Kumulatif
		Current month	Cum. Jan. to date	Current month	Cum. Jan. to date
I	Live animals; animal product	83 524 078	638 317 136	257 831 985	2 148 240 792
II	Vegetable products	1 476 189 389	11 800 172 470	619 557 291	5 419 210 399
III	Fats, oils, waxes of animal/vegetable	8 673 164	73 919 493	15 538 702	133 946 909
IV	Foodstuffs, beverages, spirits and tobacco	892 866 203	7 459 475 966	679 675 060	5 678 394 124
V	Mineral products	6 021 572 824	49 391 781 116	3 842 571 091	34 509 989 512
VI	Prod. of chemical or allied industries	1 514 167 761	12 859 963 503	1 546 870 406	12 920 424 504
VII	Plastics, rubber and articles there of	417 447 581	3 204 647 206	864 018 984	7 295 036 417
VIII	Raw hides, skins, leather and articles	8 040 153	66 495 285	65 331 322	530 534 363
IX	Wood and its articles, plaiting materials	73 367 322	657 576 245	33 985 873	290 472 281
X	Pulp, paper and articles there of	539 416 206	3 531 968 951	345 528 905	2 450 729 481
XI	Textiles & textile articles	191 418 128	1 514 485 095	702 175 613	6 299 376 734
XII	Footwear, umbrellas, artificial flowers	6 395 281	52 239 270	42 957 782	352 520 684
XIII	Cement, plaster, glass, ceramic products	210 946 195	1 463 541 534	104 876 847	791 256 206
XIV	Pearls & precious/semiprecious stones	456 007	2 679 764	7 725 473	65 749 287
XV	Base metals and articles there of	1 157 242 895	11 164 899 289	1 443 849 548	12 935 855 490
XVI	Machinery, electric, electronic equipments	377 714 067	2 712 993 003	3 775 022 751	32 593 387 922
XVII	Vehicles, aircraft, and vessels	131 267 107	1 043 905 314	800 623 947	6 193 343 939
XVIII	Optical, photographic, musical instruments	9 004 517	75 120 374	203 822 578	1 665 760 761
XIX	Arms and ammunition; parts & accessories	69 335	973 115	25 927 289	340 316 450
XX	Miscellaneous manufactures articles.	33 150 416	262 553 797	109 779 188	957 388 036
XXI	Works of art, antiques special provisions	5 896 795	83 489 766	58 425 674	802 773 848
TOTAL IMPORT		13 158 825 424	108 061 197 692	15 546 096 309	134 374 708 139

I-1. IMPOR MENURUT GOLONGAN BARANG (HS) / IMPORT BY HS COMMODITY GROUPS
B. MENURUT GOLONGAN BARANG 2 DIJIT HS / BY COMMODITY 2 DIGITS HS
***** SEPTEMBER/SEPTEMBER 2014 *****

H S	Uraian golongan barang Group description	Berat bersih / Net weight (Kg)		Nilai / Value C.I.F (U S \$)	
		Bulan ini	Kumulatif	Bulan ini	Kumulatif
		Current month	Cum. Jan. to date	Current month	Cum. Jan. to date
01	Live animals	20 780 126	175 044 645	53 704 109	480 112 227
02	Meat and edible meat offal	8 841 229	80 511 955	34 473 053	336 872 920
03	Fish and crustaceans	18 818 587	104 212 471	29 187 566	166 125 170
04	Dairy products, bird's eggs, natural honey	34 400 149	268 146 078	131 981 821	1 069 844 665
05	Products of animal origin	683 987	10 401 987	8 485 436	95 285 810
06	Live trees and other plants	43 696	725 759	87 400	1 058 773
07	Edible vegetables and certain roots and tubers	77 674 698	715 082 611	57 551 727	523 563 325
08	Edible fruits and nuts	46 668 385	421 169 513	65 943 317	596 863 333
09	Coffee, tea, mate, and spices	9 655 286	68 708 192	16 937 694	140 471 314
10	Cereals	1 127 585 503	8 178 337 356	346 726 137	2 558 193 496
11	Products of the milling industry; malt, starches	94 929 112	503 511 909	42 669 572	243 065 753
12	Oil seeds and oleaginous fruits; grains, seed, and fruits	118 985 510	1 905 054 088	81 852 586	1 287 240 234
13	Lac; gums; resins and other vegetable saps and extracts	619 199	7 170 294	7 752 908	68 203 460
14	Vegetable plaiting materials; vegetable products	28 000	412 748	35 950	550 711
15	Animal or vegetable oils/fats and their cleavage products	8 673 164	73 919 493	15 538 702	133 946 909
16	Preparations of meat/fish/crustaceans/molluscs or other aquatic ir	1 413 190	11 216 043	4 668 330	33 129 278
17	Sugar and sugar confectionery	311 903 854	2 826 964 682	144 988 796	1 345 131 026
18	Cocoa and cocoa preparations	18 343 510	92 933 256	64 153 880	306 805 694
19	Preparations of cereals, flour, starch or milk; pastrycooks' product	6 131 893	64 131 909	20 849 005	238 808 583
20	Preparations of vegetables, fruits, nuts or other part of plants	8 200 125	70 813 208	11 133 687	98 342 198
21	Miscellaneous edible preparations	18 942 159	142 473 374	58 841 801	529 893 523
22	Beverages, spirit, and vinegar	9 410 754	107 862 761	8 801 133	85 462 226
23	Residues and waste from the food industries	509 745 491	4 058 552 724	309 932 468	2 539 606 699
24	Tobacco and manufactured tobacco substitutes	8 775 227	84 528 009	56 305 960	501 214 897
25	Salts: sulphur; earths and stone; plastering materials, lime and cer	1 282 256 929	9 401 850 455	112 902 444	834 555 071
26	Ores, slag, and ash	356 335 373	2 568 195 263	31 831 550	304 734 502
27	Mineral fuels, mineral oils and products of their distillation	4 382 980 522	37 421 735 398	3 697 837 097	33 370 699 939
28	Inorganic chemicals	266 566 787	2 961 055 586	147 852 344	1 363 336 913

I-1. IMPOR MENURUT GOLONGAN BARANG (HS) / IMPORT BY HS COMMODITY GROUPS
B. MENURUT GOLONGAN BARANG 2 DIJIT HS / BY COMMODITY 2 DIGITS HS
***** SEPTEMBER/SEPTEMBER 2014 *****

H S	Uraian golongan barang Group description	Berat bersih / Net weight (Kg)		Nilai / Value C.I.F (U S \$)	
		Bulan ini	Kumulatif	Bulan ini	Kumulatif
		Current month	Cum. Jan. to date	Current month	Cum. Jan. to date
29	Organic chemicals	427 143 500	3 564 347 510	641 656 282	5 367 169 839
30	Pharmaceutical products	2 315 306	17 699 614	69 581 325	506 827 781
31	Fertilizers	667 223 210	4 993 450 225	180 398 149	1 376 455 222
32	Tanning or dyeing extracts	37 239 513	345 457 347	118 258 056	1 042 810 647
33	Essential oils and resinoids; perfumery, cosmetic or toilet prepara	8 308 618	80 977 534	89 186 237	791 747 108
34	Soap, organic surfasce-active agents, washing, and lubricating pre	21 072 523	164 162 893	55 072 774	433 470 295
35	Albuminoidal substances; modified starches; glues; enzymes	17 022 817	148 561 008	40 425 415	351 150 281
36	Explosives; pyrotechnic products; matches; certain combustible p	1 003 050	20 216 715	8 820 044	82 885 723
37	Photographic and cinematographic goods	1 320 821	10 150 027	8 075 625	55 509 426
38	Miscellaneous chemical products	64 951 616	553 885 044	187 544 155	1 549 061 269
39	Plastics and articles thereof	329 694 363	2 720 881 972	690 948 847	5 774 052 617
40	Rubber and articles thereof	87 753 218	483 765 234	173 070 137	1 520 983 800
41	Raw hides, skins, and leather	5 404 000	43 896 353	50 384 297	389 828 515
42	Articles of leather; saddlery and harness; travel goods and similar	2 629 569	22 523 487	14 085 931	131 627 204
43	Furskins and artificial fur; manufactures thereof	6 584	75 445	861 094	9 078 644
44	Wood and articles of wood; wood charcoal	73 179 132	656 376 664	33 491 222	286 531 766
45	Cork and articles of cork	66 153	607 265	328 260	3 007 351
46	Manufactured of straw or other plaiting materials; basketware an	122 037	592 316	166 391	933 164
47	Pulp of wood or of other fibrous cellulosic material; recovered pap	475 123 804	2 976 243 496	210 146 055	1 331 548 395
48	Paper and paperboard: articles of paper pulp or of paper/paperbc	63 302 317	549 388 398	123 238 611	1 039 988 176
49	Printed books, newspapers, pictures, and other products of printii	990 085	6 337 057	12 144 239	79 192 910
50	Silk	1 835	177 734	27 118	726 322
51	Wool, fine or coarse animal hair; horse hair yarn, woven fabrics of	319 027	3 869 780	6 785 268	81 179 902
52	Cotton	72 154 454	596 147 646	206 801 770	1 847 379 097
53	Other vegetable textile fibres; paper yarns and woven fabrics of p	3 036 635	19 988 995	3 279 840	21 688 625
54	Man-made filaments	23 384 271	189 358 243	109 986 445	954 942 599
55	Man-made staple fibres	37 188 378	311 041 175	117 118 011	1 008 433 084
56	Wadding, felt, and non-wovens	12 668 788	88 419 203	38 873 429	315 033 988
57	Carpets and other textile floor coverings	1 051 302	10 300 360	2 947 780	26 009 032
58	Special woven fabrics; tufted textile fabrics; lace; tapestrips; embr	1 837 700	17 420 024	23 973 091	216 149 134
59	Impregnated, coated, covered or laminated textile fabrics	10 575 442	91 531 301	50 246 644	469 389 844
60	Knitted or crocheted fabrics	13 439 384	123 319 149	100 820 260	975 450 897
61	Articles of apparel and clothing accessories, knitted or crocheted	2 578 800	19 354 134	16 368 458	145 846 093
62	Articles of apparel and clothing accessories, not knitted or croche	11 197 683	28 186 882	19 621 295	192 317 841
63	Other made up textile articles; sets; worn clothing and worn textil	1 984 429	15 370 469	5 326 204	44 830 276
64	Footwear, gaiters and the like; parts of such articles	4 592 903	41 225 910	35 290 745	308 041 434
65	Headgear and parts thereof	159 600	1 174 725	1 460 246	11 003 497
66	Umbrellas, walking sticks, seat-sticks, whips, riding crops and part	1 351 397	7 295 209	971 265	6 945 087
67	Prepared feathers and articles; artificial flowers; articles of humar	291 381	2 543 426	5 235 526	26 530 666
68	Articles of stone, plaster, cement, asbestos, mica or similar mater	77 139 555	509 008 544	36 209 293	254 339 982
69	Ceramic products	101 393 922	669 055 334	35 521 531	258 899 641
70	Glass and glassware	32 412 718	285 477 656	33 146 023	278 016 583
71	Natural and cultured pearls, precious/semi precious stones, and p	456 007	2 679 764	7 725 473	65 749 287
72	Iron and steel	882 943 038	8 912 535 858	609 870 341	6 163 261 916
73	Articles of iron and steel	142 767 599	1 264 474 916	380 856 950	3 215 076 400
74	Cooper and articles thereof	16 478 419	143 035 767	115 881 966	995 734 683
75	Nickel and articles thereof	208 231	3 307 778	4 357 242	44 624 926
76	Aluminium and articles thereof	68 763 101	454 527 442	182 479 741	1 216 597 089
78	Lead and articles thereof	5 899 129	61 177 862	14 761 370	145 498 131
79	Zinc and articles thereof	12 440 472	105 309 136	31 697 089	243 414 946
80	Tin and articles thereof	185 854	1 583 926	2 240 792	17 997 789
81	Other base metal; cermets; and articles thereof	683 802	3 787 668	10 704 742	90 133 892
82	Tools, implements, cutlery, spoon and forks, of base metal and pa	6 122 458	51 533 718	35 860 583	342 998 004
83	Miscellaneous articles of base metal	20 750 792	163 625 218	55 138 732	460 517 714
84	Nuclear reactors, boilers, machinery and mechanical appliances; p	278 456 353	2 023 903 658	2 293 497 090	19 555 087 315
85	Electrical machinery and equipments; sound recorders/reproduce	99 257 714	689 089 345	1 481 525 661	13 038 300 607
86	Railway and tramway locomotive, mechanical traffic, and all kinds	3 691 746	35 865 123	26 795 670	148 336 591
87	Vehicles other than railway/tramway, and parts and accessories tl	82 103 395	631 743 854	612 060 626	4 850 163 542

I-1. IMPOR MENURUT GOLONGAN BARANG (HS) / IMPORT BY HS COMMODITY GROUPS
B. MENURUT GOLONGAN BARANG 2 DIJIT HS / BY COMMODITY 2 DIGITS HS
***** SEPTEMBER/SEPTEMBER 2014 *****

H S	Uraian golongan barang <i>Group description</i>	Berat bersih / <i>Net weight (Kg)</i>		Nilai / <i>Value C.I.F (U S \$)</i>	
		Bulan ini	Kumulatif	Bulan ini	Kumulatif
		<i>Current month</i>	<i>Cum. Jan. to date</i>	<i>Current month</i>	<i>Cum. Jan. to date</i>
88	Aircraft and its components	103 543	1 208 480	100 373 964	480 229 322
89	Ships, boat, and floating structures	45 368 423	375 087 857	61 393 687	714 614 484
90	Optical, photographic, cinematographic, measuring, checking, me	7 008 655	57 473 356	181 371 395	1 488 546 184
91	Clocks and watches and parts thereof	469 827	4 237 413	5 683 859	43 822 314
92	Musical instruments; parts and accessories of such articles	1 526 035	13 409 605	16 767 324	133 392 263
93	Arms and ammunition; parts and accessories thereof	69 335	973 115	25 927 289	340 316 450
94	Furnitures, bedding, mattress supports, cushions and stuffed furn	20 065 013	150 414 318	50 763 061	451 952 355
95	Toys, games and sports requisiters; parts and accessories thereof	2 684 424	30 578 328	13 491 559	119 066 249
96	Miscellaneous manufactured articles	10 400 979	81 561 151	45 524 568	386 369 432
97	Works of arts, collectors' piece and antiques	35 843	395 022	191 931	1 998 422
98	Vehicles ikd and their components	5 860 952	83 094 744	58 233 743	800 775 426
TOTAL IMPORT		13 158 825 424	108 061 197 692	15 546 096 309	134 374 708 139

I-1. IMPOR MENURUT GOLONGAN BARANG (HS) / IMPORT BY HS COMMODITY GROUPS
C. MENURUT 40 GOLONGAN BARANG (HS) TERBESAR / BY BIG 40 COMMODITIES (HS)
***** SEPTEMBER/SEPTEMBER 2014 *****

HS	Uraian golongan barang Group description	Berat bersih / Net weight (Kg)		Nilai / Value C.I.F (U S \$)	
		Bulan ini Current month	Kumulatif Cum. Jan. to date	Bulan ini Current month	Kumulatif Cum. Jan. to date
2710121600	Other motor spirit, unleaded	1 264 644 155	10 136 395 503	1 249 485 651	10 528 883 455
2709001000	Crude petroleum oil	1 089 202 445	12 183 592 714	875 551 189	10 316 675 611
2710197100	Automotive diesel fuel	608 285 777	5 115 783 006	515 842 604	4 570 012 589
8517120000	Telephones for cellular networks or for other wireless networks	1 157 112	10 014 785	206 063 973	2 195 776 955
2304009000	Oil-cake & other solid residues, from extraction of soyabean oil	351 122 930	2 915 733 366	194 864 240	1 722 878 089
2710197200	Other diesel fuel	304 945 371	1 903 658 461	261 035 171	1 721 605 130
1001991910	Wheat grains without husk, oth than seed, for human consumption	452 830 777	4 326 006 593	143 249 894	1 405 339 511
2711130000	Liquid butanes	172 294 561	1 378 549 603	139 758 482	1 248 673 592
2711120000	Liquid propane	143 296 055	1 216 875 026	114 926 426	1 096 690 748
1701140000	Oth cane sugar, raw, not added flavour/colour	287 583 330	2 443 929 190	124 063 170	1 093 650 570
5201000000	Cotton, not carded/combed.	62 559 037	507 068 652	123 973 536	1 039 746 935
1201900000	Soya beans, oth than seed, whether or not broken	103 805 510	1 667 969 442	64 258 020	1 011 502 080
2710127000	Naphtha, reformed and oth preparations of a kind used for blending	102 719 496	1 035 941 714	97 803 686	1 006 344 522
7207121000	Slabs of iron/non alloy, cont.< 0,25% of carbon, other than square	57 553 691	1 675 791 672	30 077 780	894 389 532
2902430000	P-xylene	85 744 236	674 704 586	114 434 830	892 807 799
8542390000	Other electronic integrated circuits	411 075	3 719 699	91 632 312	840 925 226
3104200000	Potassium chloride	298 078 851	2 263 499 680	91 052 791	706 561 230
2901210000	Ethylene	47 312 374	480 296 071	70 232 390	687 186 587
2710121400	Motor spirit, of RON 90 and above, but below RON 97, unleaded	77 658 584	609 735 793	78 918 137	655 538 369
3902109020	Polypropylene in granule form	61 831 836	410 981 595	96 572 523	630 599 484
1005909000	Oth maize (corn), oth than seeds	409 069 475	2 233 287 884	103 861 222	566 402 430
7403110000	Refined copper for cathodes and sections of cathodes	9 146 259	78 565 638	65 602 384	561 241 138
8471302000	Laptops incl notebooks and subnotebooks	693 407	7 281 703	41 216 532	538 326 396
7204490000	Other ferrous waste and scrap :	184 278 133	1 384 855 978	71 026 714	536 067 942
2710198200	Aviation turbine fuel (jet fuel) having a flash point of less than 23°C	114 472 926	484 529 419	119 368 128	525 987 746
0402104100	Milk & cream of fat_1,5%, in solid form, no added sugar/sweet, cor	13 323 385	99 457 080	59 397 608	462 723 186
8517610000	Base stations	516 213	3 833 422	75 232 680	425 789 920
8443910000	Part & accessories of print machinery used for print by component	1 175 385	8 279 647	56 064 964	424 221 155
0102291090	Live male cattle, not oxen, other than pure-bred breeding animals	19 240 451	153 565 014	49 927 597	422 511 703
4703210000	Chemical wood pulp, soda, oth than dissolving grades, bleached, c	88 943 889	499 174 578	69 346 166	391 074 337
9801202000	Vhcls of head 8704 with 5 ton < grossweight <= 24 ton, in cmtlty	2 362 196	39 762 608	19 616 351	382 804 815
2905310000	Ethylene glycol (ethanediol)	47 148 774	354 359 772	50 980 416	379 798 004
8517709900	Other aerials or antennae	109 806	2 111 236	16 359 708	377 675 436
3902309010	Propylene copolymers in granule	23 540 056	220 607 831	41 659 578	377 133 491
8529909400	Oth printed circuit board; not assembled, for flat panel display	1 420 740	12 048 247	44 330 697	366 660 745
1001991990	Other wheat, oth than seed, for human consumption	155 729 424	1 081 370 839	53 967 981	365 980 074
7304290010	Unfinished case tube & unworked pipe end with yield strength less th	14 259 267	226 331 909	37 323 649	355 813 102
4702000000	Chemical wood pulp, dissolving grades.	63 806 617	386 950 172	56 989 085	355 763 833
8471309000	Oth portable digital automatic data processing machines, weigh not more th	308 781	2 437 768	25 601 894	351 722 494
2713200000	Petroleum bitumen	92 541 426	579 857 591	53 587 869	344 019 635

I-2 IMPOR MENURUT GOLONGAN BARANG SITC / IMPORT BY SITC COMMODITY GROUPS
***** SEPTEMBER/SEPTEMBER 2014 *****

SITC	Uraian golongan barang Group description	Berat bersih / Net weight (Kg)		Nilai / Value C.I.F. (US \$)	
		Bulan ini Current month	Kumulatif Cum. Jan. to	Bulan ini Current month	Kumulatif Cum. Jan. to
A. By Commodity 1 digit SITC					
0	Food and Live Animals	2 248 259 371	17 487 380 061	1 365 896 881	11 081 396 277
1	Beverages and Tobacco	18 120 538	190 654 038	65 017 796	585 491 951
2	Crude Materials, Inedible	2 368 674 015	17 343 589 491	825 182 450	6 990 114 505
3	Mineral Fuels, Lubricants, etc.	4 382 115 173	37 401 134 345	3 697 271 201	33 358 311 223
4	Animal & Vegetable Oils/Fats	7 871 460	64 405 932	12 823 001	107 592 202
5	Chemicals	1 825 477 021	15 205 313 922	2 148 737 777	17 824 778 040
6	Manufactured Goods	1 696 251 699	15 804 657 460	2 227 258 196	19 880 658 380
7	Machinery and Transportation Equipments	513 162 457	3 842 839 918	4 591 339 993	39 495 475 352
8	Miscellaneous Manufactured Articles	98 893 095	721 215 228	610 325 524	5 031 875 799
9	Special Commodities and Transaction	595	7 297	2 243 490	19 014 410
TOTAL IMPORT		13 158 825 424	108 061 197 692	15 546 096 309	134 374 708 139
B. By Commodity 2 digit SITC					
00	Live animal for food	20 780 126	175 044 533	53 704 109	480 111 809
01	Meat and meat preparations	9 393 954	85 254 078	36 406 520	352 079 154
02	Dairy product and eggs	34 666 800	270 249 495	132 406 275	1 073 418 922
03	Fish, crustaceans, molluscs and their preparations	19 669 752	110 658 298	31 910 929	184 018 199
04	Cereals and cereal preparations	1 156 759 144	8 391 869 728	365 323 366	2 709 509 178
05	Fruits and vegetables	133 069 261	1 212 642 029	135 437 262	1 227 188 213
06	Sugar, sugar preparations, and honey	312 124 036	2 828 800 815	145 660 471	1 352 181 954
07	Coffee, tea, cocoa, and spices	29 306 341	174 485 485	90 091 115	532 812 224
08	Feeding stuff for animals	510 481 174	4 061 603 128	310 251 347	2 540 814 589
09	Miscellaneous food preparations	22 008 783	176 772 472	64 705 487	629 262 035
11	Beverages	9 345 311	106 126 029	8 711 836	84 277 054
12	Tobacco and tobacco manufactured	8 775 227	84 528 009	56 305 960	501 214 897
21	Hides, skins and furskins	1 936 967	13 705 761	2 528 605	14 702 427
22	Oil seeds, nuts, and kernels	118 014 665	1 898 670 589	80 273 118	1 271 089 178
23	Crude rubber	29 865 509	263 135 134	62 988 618	560 565 077
24	Wood, lumber, and cork	32 703 629	277 484 271	13 292 146	104 729 717
25	Pulp and waste paper	475 123 804	2 976 243 496	210 146 055	1 331 548 395
26	Textile fibres and their waste	93 914 992	764 818 966	204 057 579	1 724 000 147
27	Crude fertilizers and crude minerals	1 005 766 680	6 572 831 815	95 889 698	673 852 598
28	Metalliferous ores and metal scraps	609 875 225	4 555 328 884	138 544 548	1 130 382 387
29	Crude animals and vegetable materials, nes	1 472 544	21 370 575	17 462 083	179 244 579
32	Coal, coke, and briquettes	261 419 490	1 718 719 714	33 093 306	252 907 414
33	Petroleum and petroleum products	3 805 027 548	33 081 437 810	3 409 123 074	30 752 368 194
34	Gas; natural and manufactured	315 668 049	2 600 973 371	255 036 488	2 352 832 604
35	Electric Current	86	3 450	18 333	203 011
41	Animal oils and fats	940 516	7 209 127	2 175 074	15 680 040
42	Fixed vegetable oils/fats	3 877 071	34 271 903	5 777 352	53 119 952
43	Animal vegetable oils/fats	3 053 873	22 924 902	4 870 575	38 792 210
51	Organic chemicals	429 101 336	3 577 027 439	621 458 154	5 192 388 041
52	Inorganic chemicals	210 801 299	2 526 274 444	127 114 077	1 211 450 042
53	Dyeing, tanning, and colouring materials	37 891 956	351 936 862	119 201 903	1 054 109 159
54	Medical and pharmaceutical products	3 935 470	41 060 366	97 532 659	751 514 481
55	Essential oils and perfumery materials	22 936 746	193 407 262	124 868 584	1 067 212 945
56	Manufactured fertilizers	666 448 951	4 985 321 523	179 934 846	1 370 337 321
57	Plastics in primary forms	271 429 454	2 228 860 069	505 206 621	4 177 072 630
58	Plastics in non-primary forms	35 426 327	304 768 759	100 069 102	837 182 823
59	Chemical materials and its products, nes	147 505 482	996 657 198	273 351 831	2 163 510 598
61	Leather, leather med, nes	3 498 891	30 475 709	48 473 488	380 957 752
62	Rubber manufactured, nes	57 582 667	218 237 816	108 316 585	946 952 744
63	Wood and cork manufactured	40 541 656	379 499 658	20 527 336	184 809 400
64	Paper, paperboard, and manufactured thereof	62 577 464	541 421 490	113 045 503	938 800 259
65	Textile yarns, fabrics, and their products	84 813 246	713 298 847	463 618 510	4 252 019 127
66	Non metallic minerals manufactured	492 209 212	4 343 772 936	124 854 940	985 129 247
67	Iron and steel	758 287 346	8 113 042 717	683 411 753	7 000 795 355
68	Non ferrous metals	94 600 153	684 272 518	330 074 937	2 451 791 689
69	Manufactured of metal, nes	102 141 064	780 635 769	334 935 144	2 739 402 807
71	Power generating machine and equipments	56 916 134	410 207 878	390 293 051	3 388 150 865
72	Machinery specialized for particular industry	81 951 407	634 819 997	684 864 540	5 917 296 506
73	Metalworking machinery	13 708 326	122 687 121	145 793 415	1 242 105 834

I-2 IMPOR MENURUT GOLONGAN BARANG SITC / IMPORT BY SITC COMMODITY GROUPS
***** SEPTEMBER/SEPTEMBER 2014 *****

SITC	Uraian golongan barang Group description	Berat bersih / Net weight (Kg)		Nilai / Value C.I.F. (US \$)	
		Bulan ini Current month	Kumulatif Cum. Jan. to	Bulan ini Current month	Kumulatif Cum. Jan. to
74	General industrial machinery and equipments	147 385 256	929 102 829	1 013 682 746	7 715 698 198
75	Office machinery and automatic data processing	8 090 057	63 150 229	248 512 574	2 371 851 589
76	Telecommunication and reproducers apparatus	12 737 764	110 732 574	553 064 776	5 467 772 671
77	Electrical machinery and apparatus	59 718 125	457 948 224	761 893 642	6 548 036 648
78	Road vehicles	84 218 315	705 763 016	608 066 729	5 521 898 594
79	Other transportation equipments	48 437 073	408 428 050	185 168 520	1 322 664 447
81	Sanitary, plumbing, and fittings	6 900 648	71 761 576	22 576 258	222 008 638
82	Furniture	15 494 033	100 146 338	32 538 601	266 634 879
83	Traveling goods	2 520 724	20 821 446	13 196 821	121 269 675
84	Clothing	18 459 293	83 907 478	57 193 142	507 008 202
85	Footwear	4 592 903	41 225 910	35 290 745	308 041 434
87	Professional, scientific, and contractor instruments	6 143 918	51 006 090	137 297 311	1 175 184 875
88	Photographic apparatus, equipments and optics	2 598 136	21 048 568	31 798 577	255 453 065
89	Miscellaneous manufactured articles	42 183 440	331 297 822	280 434 069	2 176 275 031
96	Coin; not being legal tender	279	1 204	1 060	4 791
97	Gold; non monetary	316	6 093	2 242 430	19 009 619
TOTAL IMPORT		13 158 825 424	108 061 197 692	15 546 096 309	134 374 708 139
C. By Commodity 3 digit SITC					
001	Live Animals Other Than Fish	20 780 126	175 044 533	53 704 109	480 111 809
011	Meat Of Bovine Animals Fresh, Chilled Or Frozen	5 524 899	57 103 435	24 509 669	266 249 582
012	Other Meat, Other Edible Meat Offal, Fresh, Chilled Or Frozen	3 307 844	23 344 614	9 908 215	70 078 579
016	Meat And Edible Meat Offal, Salted, Dried, Edible Flour Of Meat	8 486	63 906	55 169	544 759
017	Meat And Edible Meat Offal, Prepared Or Preserved	552 725	4 742 123	1 933 467	15 206 234
022	Milk,cream, And Milk Products Other Than Butter Or Cheese	31 101 396	238 711 894	115 318 548	915 758 374
023	Butter And Other Fats From Milk	2 011 767	16 526 978	8 902 114	80 854 565
024	Cheese And Curds	1 465 636	13 766 687	7 729 185	69 668 320
025	Eggs, Birds, And Egg Yolks; Fresh, Dried Or Otherwise Preserved	88 001	1 243 936	456 428	7 137 663
034	Fish, Fresh, Chilled Or Frozen	17 211 163	94 331 696	18 646 985	104 577 429
035	Fish, Dried Salted Or In Brine; Smoked Fish	9 261	107 736	136 784	1 110 017
036	Crustaceans, Molluscs, And Aquatic Invertebrates	1 598 163	9 773 039	10 403 797	60 437 724
037	Fish, Crustaceans, Molluscs, And Other Aquatic Invertebrates; Prej	851 165	6 445 827	2 723 363	17 893 029
041	Wheat And Meslin, Unmilled	634 469 049	5 570 423 743	204 271 203	1 819 196 849
042	Rice	81 730 902	340 839 182	36 194 845	148 739 050
044	Maize, Unmilled	409 600 950	2 237 164 107	105 189 931	573 946 458
045	Cereals, Unmilled	1 784 602	29 910 324	1 070 158	16 311 139
046	Meal And Flour Of Wheat And Flour Of Meslin	22 172 833	155 555 636	8 245 951	59 301 454
047	Other Cereal Meals And Flours	60 071	474 376	14 008	283 068
048	Cereal Preparations And Preparations Of Flours/starchs Of Fruit	6 940 737	57 502 360	10 337 270	91 731 160
054	Vegetables, Fresh, Chilled, Frozen Or Simply Preserved	76 751 357	706 454 653	55 166 532	501 746 424
056	Vegetables, Roots And Tubers, Prepared Or Preserved Nes	5 813 324	52 013 567	8 098 395	78 173 267
057	Fruit And Nut; Fresh Or Dried	46 639 701	420 478 059	65 854 238	595 129 062
058	Fruits, Preserved And Preparations	2 058 730	22 523 281	3 219 748	31 012 880
059	Fruit And Vegetable Juices	1 806 149	11 172 469	3 098 349	21 126 580
061	Sugar, Molasses, And Honey	310 781 787	2 818 532 194	141 916 428	1 315 664 033
062	Sugar Confectionery	1 342 249	10 268 621	3 744 043	36 517 921
071	Coffee And Coffee Substitutes	1 687 256	29 459 465	9 061 566	116 820 814
072	Cocoa	16 665 527	80 927 256	56 479 627	250 925 218
073	Chocolate And Other Food Preparations Containing Cocoa	1 677 983	12 006 000	7 674 253	55 880 476
074	Tea And Mate	1 654 662	13 145 937	4 000 161	29 631 723
075	Spices	7 620 913	38 946 827	12 875 508	79 553 993
081	Feeding Stuff For Animals	510 481 174	4 061 603 128	310 251 347	2 540 814 589
091	Margarine And Shortening	799 904	9 473 190	2 710 124	26 176 643
098	Edible Products And Preparations	21 208 879	167 299 282	61 995 363	603 085 392
111	Non-alcoholic Beverages, Nes	9 213 501	105 130 960	7 763 638	76 265 759
112	Alcoholic Beverages	131 810	995 069	948 198	8 011 295
121	Tobacco, Unmanufactured And Refused	7 246 018	71 628 092	46 456 575	418 665 388
122	Tobacco, Manufactured	1 529 209	12 899 917	9 849 385	82 549 509
211	Hides And Skins, Raw	1 936 103	13 703 087	2 272 901	13 782 264
212	Furskins, Raw	864	2 674	255 704	920 163
222	Oil Seeds Use For Extraction Ofsoft Fixed Vegetable Oils	117 577 866	1 895 097 380	79 217 687	1 264 526 379
223	Oil Seeds Use For Extraction Of Other Fixed Vegetable Oils	436 799	3 573 209	1 055 431	6 562 799
231	Natural Rubber Latex;natural Rubber And Similar Natural Gums	2 027 505	21 159 053	3 124 641	37 817 111

I-2 IMPOR MENURUT GOLONGAN BARANG SITC / IMPORT BY SITC COMMODITY GROUPS
***** SEPTEMBER/SEPTEMBER 2014 *****

SITC	Uraian golongan barang Group description	Berat bersih / Net weight (Kg)		Nilai / Value C.I.F. (US \$)	
		Bulan ini Current month	Kumulatif Cum. Jan. to	Bulan ini Current month	Kumulatif Cum. Jan. to
232	Synthetic Rubber Latex, Synthetic/reclaimed Rubber	27 838 004	241 976 081	59 863 977	522 747 966
244	Cork,natural,raw And Waste	5 610	44 407	20 486	181 069
245	Fuel Wood And Wood Charcoal	1 000	97 930	883	126 066
246	Wood In Chips Or Particles And Waste	1 307 689	12 918 689	420 794	4 114 320
247	Wood In The Rough Or Roughly Squared	18 709 127	164 656 946	1 919 628	18 507 678
248	Wood, simply Worked And Railway Sleeper Of Wood	12 680 203	99 766 299	10 930 355	81 800 584
251	Pulp And Waste Paper	475 123 804	2 976 243 496	210 146 055	1 331 548 395
261	Silk	54	1 919	5 850	29 457
263	Cotton	62 674 284	507 451 203	124 090 213	1 040 715 491
264	Jute And Other Textile Bast Fibres	138 600	966 395	187 110	1 163 816
265	Vegetable Textile Fibres,raw Or Processed;waste Of These Fibres	157 190	1 585 185	218 830	2 370 657
266	Synthetic Fibres Suitable For Spinning	18 652 133	162 789 716	41 513 973	367 302 013
267	Other Man-made Fibres Suitable For Spinning And Waste	12 255 603	91 116 550	37 956 228	303 745 444
268	Wool And Other Animal Hair	14 947	785 022	64 837	8 606 746
269	Old Clothing And Other Old Textile Articles; Rags	22 181	122 976	20 538	66 523
272	Fertilizers, Crude	213 033 152	1 049 873 818	28 008 906	147 169 432
273	Stone, Sand And Gravel	317 688 402	2 237 844 669	13 508 798	104 578 227
274	Sulphur And Unroasted Iron Pyrites	35 509 093	275 903 076	6 750 279	54 930 910
277	Natural Abrasives	610 567	14 452 362	427 252	6 888 102
278	Other Crude Minerals	438 925 466	2 994 757 890	47 194 463	360 285 927
281	Iron Ore And Concentrates	349 127 145	2 497 823 630	28 887 163	261 261 827
282	Waste And Scrap Metal Of Iron/steel	192 334 985	1 510 330 235	73 769 165	582 353 112
283	Copper Ores And Concentrates	0	10 326 004	0	23 398 210
284	Nickel Ores And Concentrates	0	8 209	0	16 278
285	Aluminium Ores And Concentrates	55 833 514	435 111 015	20 780 380	152 109 300
287	Ores And Concentrates Of Basemetals	7 118 936	59 868 501	2 874 934	22 936 753
288	Non-ferrous Base Metal Waste And Scraps	5 460 516	41 859 931	12 232 265	88 026 267
289	Ores And Concentrates Of Precious Metals; Waste,scraps	129	1 359	641	280 640
291	Crude Animal Materials	683 987	10 401 987	8 485 436	95 285 810
292	Crude Vegetable Materials	788 557	10 968 588	8 976 647	83 958 769
321	Coals, Pulverized Or Not	252 130 960	1 568 051 774	30 604 846	212 831 332
322	Briquettes, Lignite And Peat	129 466	2 614 238	29 942	869 361
325	Coke And Semi Coke Of Coal/lignite/peat	9 159 064	148 053 702	2 458 518	39 206 721
333	Petroleum Oil, Crude	1 089 216 045	12 183 680 322	875 568 597	10 316 801 879
334	Petroleum Products, Refined	2 580 210 459	20 114 879 885	2 450 640 468	19 930 021 870
335	Residual Petroleum Products, And Related Materials	135 601 044	782 877 603	82 914 009	505 544 445
342	Liquefied Propane And Butane	315 590 616	2 595 424 629	254 684 908	2 345 364 340
343	Natural Gas, Liquefied Or Not	0	110	0	575
344	Petroleum Gases And Other Gas	77 275	5 543 381	348 248	7 435 710
345	Coal Gas, Water Gas And Similar Gas	158	5 251	3 332	31 979
351	Electric Currents	86	3 450	18 333	203 011
411	Animal Oils And Fats	940 516	7 209 127	2 175 074	15 680 040
421	Fixed Vegetable Fats And Oils Soft,crude,refined Or Fractioned	3 572 656	29 762 323	5 168 074	44 624 925
422	Fixed Vegetable Fats And Oils Solid,crude,refined Or Fractioned	304 415	4 509 580	609 278	8 495 027
431	Animal And Vegetable Oil; Fat Processed And Their Wax	3 053 873	22 924 902	4 870 575	38 792 210
511	Hydrocarbon And Their Halogenated, Nitrated Derivatives	202 405 061	1 778 294 253	273 951 278	2 388 821 654
512	Alcohols,phenols,phenol-alcohols And Their Halogenated	122 041 216	987 262 067	111 839 046	854 308 608
513	Carboxylic Acids,and Their Anhydrides,halides,peroxides	54 373 330	377 388 554	81 710 877	575 406 296
514	Nitrogen-function Compounds	21 227 819	181 680 469	54 575 584	472 228 940
515	Organo-inorganic And Heterocyclic Compounds	16 144 901	140 472 383	66 609 523	637 481 857
516	Other Organic Chemicals	12 909 009	111 929 713	32 771 846	264 140 686
522	Inorganic Chemical Elements, Oxides And Halogen Salts	117 317 101	1 157 509 279	75 692 538	675 824 308
523	Metallicsalts And Peroxysalts	91 118 774	1 342 622 026	46 716 774	501 265 385
524	Other Inorganic Chemicals;chemical Compound Of Precious Metal	2 346 324	25 933 705	3 359 899	27 064 923
525	Radioactive And Associated Materials	19 100	209 434	1 344 866	7 295 426
531	Synthetic Organic; Colouring Matter	6 958 109	62 359 316	43 309 846	386 163 496
532	Dyeing/tanning Extracts And Synthetic Tanning Materials	546 793	5 439 701	1 336 872	12 548 231
533	Pigments, Paints, Varnishes, And Related Materials	30 387 054	284 137 845	74 555 185	655 397 432
541	Medicinal And Pharmaceutical Products	1 879 648	25 128 466	43 767 642	379 161 377
542	Medicaments, Including Veterinary Medicaments	2 055 822	15 931 900	53 765 017	372 353 104
551	Essential Oils, Perfumes, And Flavour Materials	2 595 648	29 564 807	42 786 015	427 185 751
553	Perfumery, Cosmetics, And Toilet Preparations	5 712 970	51 412 727	46 400 222	364 561 357
554	Soap,cleansing And Polishing Preparations	14 628 128	112 429 728	35 682 347	275 465 837
562	Fertilizers, Manufactured	666 448 951	4 985 321 523	179 934 846	1 370 337 321

I-2 IMPOR MENURUT GOLONGAN BARANG SITC / IMPORT BY SITC COMMODITY GROUPS
***** SEPTEMBER/SEPTEMBER 2014 *****

SITC	Uraian golongan barang Group description	Berat bersih / Net weight (Kg)		Nilai / Value C.I.F. (US \$)	
		Bulan ini Current month	Kumulatif Cum. Jan. to	Bulan ini Current month	Kumulatif Cum. Jan. to
571	Polymers Of Ethylene In Primary Forms	73 446 133	639 646 788	125 888 061	1 071 877 178
572	Polimers Of Styrene In Primary Forms	17 526 458	154 380 600	40 146 053	341 269 821
573	Polimers Of Vinyl Chloride In Primary Forms	7 199 583	73 442 507	10 181 702	118 933 442
574	Poliacetals And Polycarbons In Primary Forms	39 273 980	302 142 469	79 846 234	629 391 125
575	Other Plastics In Primary Forms	124 369 151	980 423 819	244 902 313	1 976 143 333
579	Waste And Scrap Of Plastics	9 614 149	78 823 886	4 242 258	39 457 731
581	Tubes, Pipes, And Hoses Of Plastics	2 549 192	20 989 676	13 050 822	104 493 926
582	Plates, Sheets, And Film Of Plastics	32 373 392	279 392 742	85 596 776	718 096 494
583	Monofilament And Rod Of Plastics	503 743	4 386 341	1 421 504	14 592 403
591	Disinfectants, Insecticides, And Fungicides Put In Forms	4 273 378	56 226 849	26 386 157	311 804 363
592	Starches, Inulin, And Wheat Glutenal Buminoidal Substances; Glues	84 094 324	450 536 370	68 649 644	483 552 574
593	Explosive And Pyrotechnic Products	988 397	20 085 354	8 779 607	81 739 624
597	Additive For Mineral Oils	10 602 532	86 452 936	38 271 289	308 838 291
598	Miscellaneous Chemical Products	47 546 851	383 355 636	131 265 134	977 572 422
599	Residuall Products Of The Chemical Or Allied Industries, N.e.s	0	53	0	3 324
611	Leathers	3 467 897	30 193 266	48 111 396	376 046 251
612	Manufactures And Composition Leathers	30 978	255 202	361 854	3 225 375
613	Furskins, Tanned Or Dressed	16	27 241	238	1 686 126
621	Materials Of Rubber	3 215 479	32 082 612	21 579 219	210 256 004
625	Rubber Tyre, tyre Cases, tyre Treads, inner Tubes, And Tyre Flaps	49 185 966	147 711 011	46 313 875	402 973 455
629	Articles Of Rubbers	5 181 222	38 444 193	40 423 491	333 723 285
633	Cork Manufactures	60 543	562 858	307 774	2 826 282
634	Veneers, plywood, improved/reconstituted Wood Worked	38 950 187	364 521 512	17 774 303	154 736 575
635	Wood Manufactures	1 530 926	14 415 288	2 445 259	27 246 543
641	Papers And Paperboards	52 149 941	455 616 212	81 922 465	646 359 738
642	Paper And Paperboard Cut To Size/shape And Article Of Papers	10 427 523	85 805 278	31 123 038	292 440 521
651	Textile Yarns	22 345 499	182 873 471	63 617 207	541 255 690
652	Cotton Fabrics, Woven	7 283 196	68 454 054	74 126 074	731 971 728
653	Fabrics, Woven, Of Man-made Fibres	13 186 571	111 392 422	100 497 710	894 522 493
654	Textile Fabrics, Woven, Other Than Of Cotton Or Man-made Fibre:	619 886	5 580 766	4 996 989	57 234 902
655	Knitted Or Crocheted Fabrics	13 439 384	123 319 149	100 820 260	975 450 897
656	Tulle, lace, embroidery, ribbons, trimmings And Other Small Wares	1 835 497	16 440 281	22 643 896	194 684 465
657	Special Yarns, textile Fabrics	23 091 462	179 653 529	88 720 175	785 859 753
658	Made-up Articles, Wholly/chiefly Of Textile Materials	1 954 339	15 248 313	5 186 248	44 728 769
659	Floor Coverings	1 057 412	10 336 862	3 009 951	26 310 430
661	Lime, cement And Fabricated Construction Materials	290 101 308	3 090 867 987	24 258 890	233 658 343
662	Clay And Refractory Construction Materials	102 372 623	672 541 205	34 867 088	247 062 218
663	Mineral Manufactures	67 065 326	294 506 512	33 514 112	233 812 961
664	Glass	22 052 008	158 320 680	21 007 313	155 568 858
665	Glassware	9 273 280	116 284 530	10 543 803	108 372 201
666	Pottery	1 341 610	11 221 966	547 615	4 671 050
667	Pearl, Precious And Semi Precious Stones	3 057	30 056	116 119	1 983 616
671	Pig Iron, spiegeleisen, sponge Iron, And Ferro-alloys	12 307 730	108 282 232	15 810 055	115 585 947
672	Ingots And Other Iron/steel In Primary Forms	197 125 207	2 538 050 065	108 627 168	1 419 293 501
673	Flat Rolled Products, Not Clad	267 142 218	2 048 227 916	184 871 991	1 468 546 062
674	Flat Rolled Products, Clad Or Plated	78 960 778	761 969 517	74 624 811	736 619 156
675	Flat Rolled Products And Alloy Steels	41 750 991	545 645 573	59 846 870	669 659 252
676	Iron/steel Bars, Rods, Angels, Shaped And Sections	79 113 384	1 279 108 954	76 357 009	1 016 053 602
677	Rail/railway And Tractor Construction Of Iron/steel Materials	3 703 372	30 586 629	4 438 052	36 726 390
678	Wire Of Iron/steel	17 515 317	137 816 740	18 402 599	170 179 800
679	Tubes, Pipes, Hollow Profile, Pipe Fitting Of Iron/steel	60 668 349	663 355 091	140 433 198	1 368 131 645
681	Silver, Platinum, And Other Metal Of The Platinum Groups	38 592	301 756	2 020 028	17 219 082
682	Copper	15 216 114	132 965 812	106 908 856	917 515 954
683	Nickel	166 865	2 672 508	3 779 197	36 400 588
684	Alumunium	60 336 748	381 469 922	159 898 089	1 014 480 726
685	Lead	5 887 990	60 665 214	14 503 951	141 756 260
686	Zinc	12 227 892	102 810 701	31 117 095	237 111 111
687	Tin	113 094	735 545	2 049 406	16 289 485
689	Miscellaneous Non-ferrous Basemetals Employed In Metallurgy	612 858	2 651 060	9 798 315	71 018 483
691	Structuctures And Parts Of Iron/steel Or Aluminium	24 462 419	172 462 641	50 430 561	389 779 446
692	Metal Containers For Storage And Transportations	7 974 158	40 592 694	38 990 567	175 381 697
693	Wire Products And Fencing Grills	6 485 448	59 779 711	11 932 202	113 293 769
694	Nails, Screws, Nuts, Bolts, Rivets Of Iron/steel Or Copper	14 868 442	119 497 230	62 779 931	560 101 509
695	Tools For Used In The Hand Or In Machines	5 012 213	40 849 387	32 840 382	305 036 566

I-2 IMPOR MENURUT GOLONGAN BARANG SITC / IMPORT BY SITC COMMODITY GROUPS
***** SEPTEMBER/SEPTEMBER 2014 *****

SITC	Uraian golongan barang Group description	Berat bersih / Net weight (Kg)		Nilai / Value C.I.F. (US \$)	
		Bulan ini Current month	Kumulatif Cum. Jan. to	Bulan ini Current month	Kumulatif Cum. Jan. to
696	Cutlery	894 922	9 474 666	2 820 720	36 715 141
697	Household Equipment Of Base Metals	5 643 821	42 312 960	11 269 513	91 928 944
699	Manufactures Of Base Metals	36 799 641	295 666 480	123 871 268	1 067 165 735
711	Steam And Other Vapour Generating Boilers And Parts	17 982 641	113 053 935	63 387 500	584 246 365
712	Steam Or Other Generating Boilers And Parts	2 760 708	23 351 705	23 354 011	253 470 276
713	Internal Combustion Piston Engines And Parts	17 364 680	135 275 304	131 158 531	1 251 062 029
714	Engines And Motors, Non-electric And Parts	440 624	4 852 878	16 242 492	242 860 567
716	Rotating Electric Plants And Parts	16 218 402	121 661 742	137 658 772	920 091 207
718	Other Power Generating Machines And Parts	2 149 079	12 012 314	18 491 745	136 420 421
721	Agricultural Machinery And Parts	3 725 462	30 253 815	20 281 214	192 570 485
722	Tractors	585 094	5 211 267	4 158 027	34 103 055
723	Civil Engineering And Contractor Plants And Equipments/parts	27 992 832	240 274 789	171 183 356	1 550 749 141
724	Textile/leather Machinery And Parts	7 860 940	71 881 820	78 535 484	698 823 872
725	Papermill/pulpmill Machinery And Paper Cutting Machines	1 329 193	22 260 415	21 020 868	343 813 186
726	Printing/book Binding Machinery And Parts	2 141 563	16 591 493	70 581 877	560 904 337
727	Food Processing Machines And Parts	9 359 813	53 111 582	75 873 674	423 206 666
728	Other Machines And Equipment Specialized For Particular Industry	28 956 510	195 234 816	243 230 040	2 113 125 764
731	Machine Tools By Removing Metal	3 429 844	25 245 798	49 589 219	393 141 293
733	Machine Tool For Working Metals	3 935 550	48 152 102	32 349 928	400 983 470
735	Parts Of Machine Tools	628 219	6 035 008	14 326 621	122 225 629
737	Metalworking Machinery And Parts	5 714 713	43 254 213	49 527 647	325 755 442
741	Heating And Cooling Equipments And Parts	53 522 675	240 535 436	250 678 460	1 569 166 919
742	Pumps For Liquid And Parts	7 792 888	64 929 295	77 384 682	732 962 788
743	Pumps, Compressors, Fans, Blowers, Centrifuges, And Parts	18 921 120	140 294 705	171 666 213	1 241 117 601
744	Mechanical Handling Equipments And Parts	34 335 035	212 953 695	172 579 312	1 137 102 275
745	Other Non-electical Machinery, Tools, And Mechanical Apparatus	6 310 723	43 269 435	94 735 343	709 027 300
746	Ball Or Roller Bearings	4 375 605	44 621 762	39 111 974	369 703 553
747	Taps, Cocks, And Valves For Pipes	6 601 835	56 126 148	77 825 602	751 746 053
748	Transmission Shafts And Cranks	11 051 106	90 145 104	74 561 164	705 061 315
749	Non-electric Parts And Accessories Of Machineries	4 474 269	36 227 249	55 139 996	499 810 394
751	Office Machines	4 028 721	29 168 457	77 887 769	503 903 137
752	Automatic Data Processing Machines And Their Units	3 037 639	25 523 931	142 572 980	1 554 035 660
759	Parts And Accessories For Machine Of Heading 751 Or 752	1 023 697	8 457 841	28 051 825	313 912 792
761	Television Receivers	1 370 489	10 888 078	34 060 311	229 337 201
762	Radio Broadcast Receivers	225 632	1 778 458	4 635 442	54 873 998
763	Sound Recorders Or Reproducers	124 492	1 702 664	2 318 566	29 943 767
764	Telecommunication Equipments And Parts	11 017 151	96 363 374	512 050 457	5 153 617 705
771	Electric Power Machinery And Parts	3 921 582	41 800 320	43 502 333	439 830 508
772	Electrical Apparatus For Making And Breaking Electrical Circuits	10 593 468	82 877 065	226 265 035	1 895 257 286
773	Equipment For Distributing Electricity	13 955 731	93 575 068	92 565 362	755 909 439
774	Electrical Apparatus For Medical Purposes And Radiological Appar.	169 205	920 259	14 189 678	72 053 821
775	Household Type, Electrical/non-electrical Equipments	9 849 184	75 866 801	42 814 715	361 179 194
776	Thermionic, Cold Cathode, And Photo Cathode Valves/tubes	2 091 393	18 434 433	171 146 436	1 551 572 735
778	Electrical Machinery And Apparatus	19 137 562	144 474 278	171 410 083	1 472 233 665
781	Passenger Motor Cars	12 914 155	120 310 649	145 695 493	1 297 083 265
782	Motor Vehicle For The Transportation Of Goods	12 472 008	144 527 827	101 657 061	1 288 171 210
783	Road Motor Vehicles	1 146 501	12 638 703	11 211 277	117 074 137
784	Parts And Accessories Of The Motor Vehicles	29 041 583	226 802 155	282 610 928	2 215 679 794
785	Motorcycles, Scooters, And Other Cycles Motorized/non Motorize	26 020 397	177 193 397	59 581 584	533 591 634
786	Trailers And Other Vehicles, Not Motorized	2 623 671	24 290 285	7 310 386	70 298 554
791	Railway Vehicles And Associated Equipments	2 965 251	32 135 274	23 410 423	129 983 840
792	Aircraft And Associated Equipments And Parts	103 399	1 204 919	100 364 410	478 066 123
793	Ships, Boats, And Floating Structures	45 368 423	375 087 857	61 393 687	714 614 484
811	Prefabricated Buildings	2 741 167	35 572 894	5 285 118	76 053 493
812	Sanitary, Plumbing, Heating, And Lighting Fixtures/fittings	1 507 947	12 108 661	3 515 315	22 263 567
813	Lighting Fixtures And Fittings	2 651 534	24 080 021	13 775 825	123 691 578
821	Furnitures And Parts	15 494 033	100 146 338	32 538 601	266 634 879
831	Travel Goods	2 520 724	20 821 446	13 196 821	121 269 675
841	Men's Coats/jackets, Not Knitted	321 280	3 134 412	6 011 308	51 411 033
842	Women's Coats/jacket, Not Knitted	520 320	5 179 494	7 392 835	74 694 246
843	Men's Coats/jackets, Knitted	118 181	1 236 971	1 677 429	18 272 396
844	Women's Coats/jackets, Knitted	1 892 160	12 104 284	5 163 710	41 245 843
845	Articles Of Apparel	10 637 907	21 055 404	12 025 687	111 397 621
846	Clothing Accessories Of Textiles Fabrics	287 835	4 845 704	3 725 310	41 185 150

I-2 IMPOR MENURUT GOLONGAN BARANG SITC / IMPORT BY SITC COMMODITY GROUPS
***** SEPTEMBER/SEPTEMBER 2014 *****

SITC	Uraian golongan barang <i>Group description</i>	Berat bersih / Net weight (Kg)		Nilai / Value C.I.F. (US \$)	
		<i>Bulan ini</i> <i>Current month</i>	<i>Kumulatif</i> <i>Cum. Jan. to</i>	<i>Bulan ini</i> <i>Current month</i>	<i>Kumulatif</i> <i>Cum. Jan. to</i>
848	Articles Of Apparel And Clothing Accessories Of Other Than Textile	4 681 610	36 351 209	21 196 863	168 801 913
851	Footwears	4 592 903	41 225 910	35 290 745	308 041 434
871	Optical Instrument And Apparatus	125 667	1 199 768	6 086 694	58 511 767
872	Medical Instruments And Appliances	2 001 274	15 727 251	25 713 202	187 085 518
873	Meters And Counters	677 616	6 821 759	15 766 586	140 384 772
874	Measuring, Checking, Analysing, And Controlling Instrument And A	3 339 361	27 257 312	89 730 829	789 202 818
881	Photographic Apparatus And Equipments	358 356	2 018 359	3 772 576	25 275 703
882	Photographic And Chinematographic Supplies	1 320 744	10 148 775	8 067 544	55 409 221
883	Cinematograph Film, Exposed And Developed	77	1 252	8 081	100 205
884	Optical Goods	449 132	4 642 769	14 266 517	130 845 622
885	Watches And Clocks	469 827	4 237 413	5 683 859	43 822 314
891	Arms And Ammunitions	2 570 336	3 925 321	76 753 649	422 805 956
892	Printed Matter	1 714 938	14 303 965	22 337 347	180 380 827
893	Article Of Plastics	22 027 676	181 109 178	82 396 207	725 759 507
894	Baby Carriages, Toys, Games, And Sporting Goods	3 238 623	33 282 435	14 936 218	126 962 322
895	Office And Stationery Supplies	2 943 023	25 194 850	9 599 360	81 953 206
896	Works Of Art, Collectors Pieces And Antiques	35 843	395 022	191 931	1 998 422
897	Jewellery, Goldsmith, Silversmith Wares, And Other Articles	413 550	2 338 309	3 255 328	26 840 269
898	Musical Instrument And Parts/accessories	1 738 232	15 475 867	25 380 408	231 412 928
899	Other Miscellaneous Manufactured Articles	7 501 219	55 272 875	45 583 621	378 161 594
961	Coin Not Being Legal Tender	279	1 204	1 060	4 791
971	Gold, Non-monetary	316	6 093	2 242 430	19 009 619
TOTAL IMPORT		13 158 825 424	108 061 197 692	15 546 096 309	134 374 708 139

I.3. IMPOR MENURUT KOMODITI / IMPORT BY HS COMMODITY
***** SEPTEMBER/SEPTEMBER 2014 *****

HS	Uraian Komoditi Commodity Description	Berat Bersih / Net Weight (Kg)		Nilai / Value C.I.F (US\$)	
		Bulan ini Current Month	Kumulatif Cum.Jan. to date	Bulan ini Current Month	Kumulatif Cum.Jan. to date
0102210000	Live cattle, pure-bred breeding animals	0	888 600	0	3 721 646
0102291090	Live male cattle, not oxen, other than pure-bred breeding animals	19 240 451	153 565 014	49 927 597	422 511 703
0102299000	Live cattle not male, other than pure-bred breeding animals	1 538 745	20 577 311	3 770 172	53 715 391
0102901000	Other live bovine animal, pure-bred breeding animals	0	800	0	27 011
0103100000	Live swine, pure-bred breeding animals	0	62	0	14 592
0105119000	Live fowls spec Gallus domesticus, weight <=185g, oth than breeding	0	302	0	5 140
0106190000	Other live mammals	0	200	0	3 914
0106200000	Live reptiles (including snakes and turtles)	0	1 167	0	9 699
0106330000	Live ostriches; emus (Dromolus novaehollandiae)	0	68	0	481
0106390000	Other live birds	930	10 376	6 340	78 567
0106900000	Other live animals	0	633	0	23 665
0201200000	Other cuts with bone in of bovine animals, fresh or chilled	6 469	27 268	53 375	282 274
0201300000	Boneless of bovine animals, fresh or chilled	385 928	3 831 862	2 671 266	23 847 707
0202200000	Other cuts with bone in of bovine animals, frozen	1 256 575	8 971 488	3 402 732	27 966 166
0202300000	Boneless of bovine animals, frozen	3 875 927	44 272 817	18 382 296	214 153 435
0203190000	Other meat of swine, fresh or chilled	0	7	0	209
0203220000	Hams, shoulders and cuts thereof of swine with bone in, frozen	0	8 883	0	51 344
0203290000	Other meat of swine, frozen	72 590	214 017	329 959	1 082 057
0204220000	Other cuts of sheep, with bone in, fresh or chilled	1 631	35 858	22 352	341 956
0204230000	Boneless meat of sheep, fresh or chilled	460	7 454	6 428	85 526
0204300000	Carcasses and half-carcasses of lamb, frozen	9 011	67 179	54 214	380 426
0204410000	Carcasses and half-carcasses of sheep, frozen	19 945	161 244	100 303	790 237
0204420000	Other cuts of sheep with bone in, frozen	36 448	227 521	277 901	1 422 357
0204430000	Boneless meat of sheep, frozen	29 935	96 983	252 784	800 698
0204500000	Meat of goats, fresh, chilled or frozen	64 967	604 672	267 500	2 800 153
0205000000	Meat of horses, asses, mules or hinnies, fresh, chilled or frozen	5 600	20 800	9 139	34 227
0206100000	Edible offal of bovine animals, fresh or chilled	0	56 806	0	173 670
0206210000	Tongue of bovine animals, frozen	995 987	6 163 362	3 046 358	18 639 132
0206220000	Livers of bovine animals, frozen	272 261	1 556 106	549 647	3 207 899
0206290000	Other edible offal of bovine animals, frozen	1 718 348	13 562 318	4 828 300	39 124 845
0207149900	Cuts & offal of fowl spec Gallus domesticus, not mechanically deboned/separated	0	100	0	1 684
0207420000	Meat and edible offal of ducks, not cut in pieces, frozen	77 861	505 288	158 760	1 002 837
0208500000	Meat & edible meat offal of reptile (incl. snake & turtles), fresh, chilled or frozen	0	8 000	0	6 000
0208901000	Frogs' legs fresh, chilled or frozen	0	4 210	0	22 103
0208909000	Meat & edible meat offal of other animals fresh, chilled or frozen	2 800	43 806	4 570	111 219
0210999000	Other meat & edible, incl. frouns & meals salted, in brine, dried or smoked	8 486	63 906	55 169	544 759
0301119100	Koi carp (Cyprinus carpio)	0	529	0	5 719
0301119590	Arowanas, than not red	0	1 385	0	11 039
0301191000	Live marine ornamental fish, fry	0	1 313	0	13 279
0301199000	Live marine ornamental fish, other than fry	0	400	0	5 075
0302110000	Trout, fresh or chilled, excluding fillets, livers and roes	0	33 904	0	336 052
0302140010	Atlantic salmon, excluding fillets, livers and roes, fresh or chilled	59 454	184 907	468 301	1 662 135
0302430000	Sardines, excl. fillets, livers & roes, fresh or chilled	0	111 754	0	266 320
0303120000	Other Pacific salmon, excl. fillet, liver and roes, frozen	21 773	739 925	119 968	1 686 161
0303130010	Atlantic salmon, excl. fillets, livers and roes, frozen	75 359	389 922	499 916	2 685 766
0303140000	Trout, excl. fillets, livers and roes, frozen	0	22 025	0	186 111
0303190000	Other salmonidae, excl. fillets, livers and roes, frozen	0	1 311	0	15 026
0303240000	Catfish, excl. fillets, livers and roes, frozen	18 885	18 885	33 067	33 067
0303310000	Halibut, excl. fillets, livers and roes, frozen	0	22 386	0	105 665
0303330000	Sole, excl. fillets, livers & roes, frozen	21 954	21 954	35 741	35 741
0303410000	Albacore/longfinned tunas, excl. fillet, livers and roes, frozen	0	69 699	0	162 957
0303420000	Yellowfin tunas, excl. fillet, liver & roes, frozen	22 326	218 889	29 140	1 175 822
0303430000	Skipjack or stripe-bellied bonito, excl. fillets, livers and roes, frozen	458 017	4 077 233	821 166	5 726 914
0303440000	Bigeye tunas, excl. fillets, livers and roes, frozen	7 293	28 890	12 800	39 720
0303490000	Other tunas, excl. fillets, livers & roes, frozen	0	109 512	0	160 135
0303530000	Sardines, sardinella, brisling or spartexcl. fillets, livers and roes, frozen	2 992 501	24 907 215	1 999 030	17 242 617
0303540010	Mackerel, excl. fillets, livers and roes, frozen	509 630	5 089 623	883 806	7 836 634
0303540020	Pacific mackerel, excl. fillets, livers and roes, frozen	7 808 450	46 270 014	6 772 480	40 362 298
0303550000	Jack and horse mackerel, excl. fillets, livers and roes, frozen	0	27 000	0	63 450
0303570000	Swordfish (Xiphias gladius), excl. fillets, livers and roes, frozen	320 750	1 492 755	2 405 625	10 653 858
0303630000	Cod (gadus morhua, ogac, macrocephalu), excl. fillets, livers and roes, frozen	6 600	185 429	98 817	1 815 910
0303660000	Hake, excl. fillets, livers & roes, frozen	0	150 100	0	152 716
0303670000	Alaska Pollack, excl. fillets, livers and roes, frozen	0	108 505	0	156 130
0303690000	Other marine fish, excl. fillets, livers and roes, frozen	0	387	0	1 642

I.3. IMPOR MENURUT KOMODITI / IMPORT BY HS COMMODITY
***** SEPTEMBER/SEPTEMBER 2014 *****

HS	Uraian Komoditi Commodity Description	Berat Bersih / Net Weight (Kg)		Nilai / Value C.I.F (US\$)	
		Bulan ini Current Month	Kumulatif Cum.Jan. to date	Bulan ini Current Month	Kumulatif Cum.Jan. to date
0303810000	Dogfish and other sharks, excl.fillet, livers and roes, frozen	0	47 522	0	48 182
0303891400	Savalai hairtails, excl.fillet, livers and roes, frozen	0	6 355	0	26 970
0303891710	Silver pomfrets, excl.fillet, livers and roes, frozen	0	112 056	0	358 581
0303891800	Mangrove red snappers, excl.fillet, livers and roes, frozen	0	17 827	0	118 240
0303891990	Other marine fish, excl.fillet, livers and roes, frozen	880 250	1 269 517	742 063	1 606 530
0303892900	Other fish, not marine fish, excl.fillet, livers and roes, frozen	3 750 621	5 946 528	3 278 739	6 054 362
0303902000	Roes of fish, frozen	881	3 227	10 427	38 698
0304310000	Tilapias fillets (whether or not minced), fresh or chilled	0	7	0	148
0304410000	Fillet of Pacific, Atlantic and Danube salmon, fresh or chilled	0	1 226	0	8 865
0304520000	Salmonidae meat (whether or not minced), fresh or chilled	0	902	0	28 030
0304630000	Nile perch fillets, frozen	0	3	0	58
0304710000	Cod fillets, frozen	0	10	0	240
0304790000	Other fish fillets of family bregmacerotidae, etc., frozen	93	1 060	2 009	6 246
0304810010	Frozen fillets of red salmon	0	80	0	2 492
0304830000	Frozen fillets of flat fish	40 000	206 220	50 000	258 398
0304870000	Frozen fillets of tunas, skipjack or stripe-bellied bonito	20 004	218 373	30 806	656 916
0304890000	Frozen fillets of other fish	12 627	58 561	106 554	318 000
0304910000	Swordfish (xiphias gladius) meat (whether or not minced), frozen	0	6 681	0	27 987
0304990010	Meat of tuna loin and skipjack, (whether or not minced), frozen	0	55 223	0	145 151
0304990090	Meat of other fish, (whether or not minced), frozen	183 695	2 094 467	246 530	2 275 376
0305100000	Flours, meals, and pellets of fish, fit for human consumption	101	9 279	3 119	159 989
0305209000	Livers & roes of fish, oth than freshwater fish, dried, smoked, salted	2 451	2 451	12 500	12 500
0305399000	Fish fillets, dried, salted, but not smoked	0	1 379	0	56 950
0305410000	Pacific salmon, smoked, incl.fillet, other than edible fish offal	109	290	2 365	6 604
0305440010	Eels, smoked, incl.fillet, other than edible fish offal	0	10 000	0	60 250
0305620000	Cod, salted but not dried/smoked & in brine, other than edible fish	0	413	0	18 767
0305691010	Mackerel, salted but not dried/smoked & in brine, other than edible	0	7	0	153
0305710000	Shark fins, fit for human consumption	6 600	17 992	118 800	232 405
0305721000	Fish maws, fit for human consumption	0	65 590	0	552 910
0305790090	Other edible fish offal, fit for human consumption	0	335	0	9 489
0306110000	Rock lobsters and other sea crawfish, frozen, fit for human consumption	66 075	387 554	445 744	3 059 693
0306120000	Lobsters, frozen, fit for human consumption	46	17 282	841	234 168
0306141000	Soft shell crabs, frozen, fit for human consumption	26 354	57 229	337 781	595 143
0306149000	Other crabs, frozen, fit for human consumption	697 329	3 876 738	7 446 358	39 623 646
0306160000	Cold water shrimps and prawns, frozen, fit for human consumption	65 148	954 701	375 825	4 552 912
0306171020	Giant tiger prawns headless, frozen, fit for human consumption	0	61 414	0	653 958
0306171090	Other giant tiger prawns, frozen, fit for human consumption	28 800	78 246	186 960	765 993
0306172020	Whiteleg shrimps headless with tail, frozen, fit for human consumption	0	14 750	0	213 450
0306172030	Whiteleg shrimps headless without tail, frozen, fit for human consumption	3 050	3 050	43 292	43 292
0306172090	Other whiteleg shrimps, frozen, fit for human consumption	0	139 736	0	1 877 473
0306179000	Other shrimps and prawns, frozen, fit for human consumption	0	47 019	0	517 269
0306222000	Lobsters (homarus spp), oth than breeder, live	604	3 618	16 039	86 215
0306241000	Crabs, live	49	154	904	2 343
0306242000	Crabs, fresh or chilled	0	12 963	0	284 148
0306249100	Crabs, dried, in airtight container, not frozen	0	820	0	1 230
0306249990	Crabs, dried, not boiled, not in airtight container, not frozen	0	5 110	0	70 913
0306272200	Whiteleg shrimps, other than breeder, live	68 544	129 187	542 546	1 691 414
0306272900	Other shrimps and prawns, other than breeder, live	0	73	0	986
0306299100	Crustaceans, flours, meal and pellets in airtight containers	0	4 637	0	69 125
0306299900	Crustaceans, flours, meal and pellets, in other than airtight containers	2 334	10 639	72 107	225 903
0307191000	Oysters, frozen	712	42 100	8 423	212 085
0307211000	Scallops, live	0	37	0	384
0307291000	Scallops, frozen	81 624	848 948	297 810	2 101 427
0307292000	Scallops, dried, salted or in brine, smoked	0	2	0	67
0307391000	Mussels, frozen	0	8 916	0	26 747
0307392000	Mussels, dried, salted or in brine, smoked	0	9 900	0	33 165
0307491000	Cuttle fish and squid, frozen	434 949	2 616 994	405 796	2 759 207
0307512000	Octopus, fresh or chilled	2 353	2 353	12 000	12 000
0307591000	Octopus, frozen	119 233	397 651	205 964	626 588
0307791000	Clams, cockles and ark shells, frozen	77	40 092	907	88 706
0308303000	Jellyfish (Rhopilema spp.), frozen	882	882	4 500	4 500
0308901000	Other aquatic invertebrates other than crustaceans and molluscs, live	0	244	0	3 574
0401101000	Milk & cream of a fat <= 1%, not added sugar/sweet, not concentrate	18 825	77 656	16 097	77 397
0401109000	Milk & cream of a fat <= 1%, not added sugar/sweet, not in liquid form	144	2 101	1 260	15 225

I.3. IMPOR MENURUT KOMODITI / IMPORT BY HS COMMODITY
***** SEPTEMBER/SEPTEMBER 2014 *****

HS	Uraian Komoditi Commodity Description	Berat Bersih / Net Weight (Kg)		Nilai / Value C.I.F (US\$)	
		Bulan ini Current Month	Kumulatif Cum.Jan. to date	Bulan ini Current Month	Kumulatif Cum.Jan. to date
0401201000	Milk&cream of 1%?a fat_6%, not addedsugar/sweet,not concentr	95 835	212 451	87 016	221 212
0401209000	Milk&cream of 1%?a fat_6%, not added sugar/oth sweet, not in lic	0	343	0	2 482
0401401000	Milk&cream of 6%?a fat_10%, not addedsugar/sweet,not concent	20 154	80 634	20 369	81 455
0401409000	Milk&cream of 6%?a fat_10%, not addedsugar/sweet, in other for	231 347	1 468 335	720 428	4 576 742
0401501000	Milk&cream and cream of a fat >10%, not addedsugar/sweet,not concentr	19 630	595 275	50 053	1 447 194
0401509000	Milk and cream of a fat >10%, not addedsugar/sweet, not in liquid	61 357	1 154 702	181 706	3 613 364
0402104100	Milk&cream of fat_1,5%,in solid form, noadded sugar/sweet, cont	13 323 385	99 457 080	59 397 608	462 723 186
0402104900	Milk&cream of fat_1,5%,in solid form, noadded sugar/sweet, cont	0	1 175 200	0	5 296 344
0402109100	Milk&cream of fat_1,5%,in solid form,added sugar/sweet, contain	1 365 875	11 606 125	5 485 984	49 396 451
0402109900	Milk&cream of fat_1,5%,in solid form,added sugar/sweet, contain	38 655	212 656	279 207	1 146 642
0402212000	Milk&cream fat >1,5%,in solid form, notadded sugar/sweet, conta	4 040 317	25 068 744	17 549 907	121 764 642
0402219000	Milk&cream fat >1,5%,in solid form, notadded sugar/sweet, conta	575 760	10 107 717	2 363 738	51 995 345
0402292000	Milk&cream fat >1,5%,in solid form,added sugar/sweet, contain v	16 000	32 000	61 600	123 200
0402299000	Milk&cream fat >1,5%,in solid form,added sugar/sweet, contain v	373 071	2 618 481	2 794 786	20 526 290
0402910000	Other milk&cream, not containing addedsugar/other sweetening	9 450	153 665	23 449	677 544
0402990000	Other milk&cream, containing addedsugar/other sweetening	826 756	4 894 568	971 964	4 966 187
0403102000	Yoghurt in liquid form,whether/notcondensed,contain flavour/not	348	565	2 663	22 085
0403109000	Yoghurt in not liquid form, containfruits,nuts, cocoa, flavour/not	20	20 175	218	98 066
0403901000	Buttermilk, concentrated/add sugar/sweetcontaining fruits,nuts, c	309 085	3 718 385	1 202 289	15 799 743
0403909000	Curdled milk&cream,kephir&oth fermented/acidified milk&cream	0	42 958	0	236 852
0404100000	Whey&modified whey, whether/notconcentrated/added sugar/sw	8 916 872	70 136 576	21 467 809	151 425 706
0404900000	Products consist natural milk;whether/not added sugar/sweet, n.e	417 610	2 205 892	1 562 322	9 777 604
0405100000	Butter	1 625 504	10 116 707	7 036 048	44 529 681
0405200000	Dairy spreads	0	15 200	0	76 000
0405901000	Anhydrous butterfat	381 762	6 223 620	1 839 608	35 232 744
0405902000	Butter oil	0	137 400	0	849 057
0405909000	Other fats and oils derived from milk	4 501	34 051	26 458	167 083
0406101000	Fresh (unripened or uncured) cheese,including whey cheese	543 491	5 869 441	2 369 087	26 444 055
0406201000	Grated/powdered cheese,of all kinds,in packages of a gross weigh	8 000	287 390	63 230	2 306 146
0406209000	Grated/powdered cheese,of all kinds,in packages of a gross weigh	38 991	1 000 012	286 537	5 075 125
0406300000	Processed cheese,not grated or powdered	326 260	2 500 722	1 905 815	14 223 567
0406900000	Other cheese	548 894	4 109 122	3 104 516	21 619 427
0408110000	Egg yolks, whether/not containing addedsugar/oth sweetening, d	37 650	291 901	177 583	1 418 227
0408190000	Egg yolks, whether/not containing addedsugar/oth sweetening, ot	750	36 744	10 559	95 174
0408910000	Birds' eggs, not in shell, whether/notcontaining added sugar/sw	49 601	819 664	268 286	4 736 478
0409000000	Natural honey	173 899	1 656 930	633 671	6 783 173
0410001000	Birds' nests, edible	0	60	0	18 837
0410009000	Other edible products of animal origin,not elsewhere specified or i	350	4 830	19 950	258 933
0501000000	Human hair, unworked, whether or notwashed or scoured; waste	8 400	118 642	2 553 600	21 923 031
0502100000	Pigs', hogs' & boars' bristles and hair and waste thereof	2 000	46 477	18 472	137 536
0502900000	Badger hair and other brush making hairand waste thereof	101 276	743 172	663 405	4 901 757
0505101000	Duck feathers and down, of a kind usedfor stuffing	42 759	710 919	3 004 940	46 346 745
0505109000	Feathers and down other than duck,of a kind used for stuffing	12 654	52 144	746 934	4 532 294
0505901000	Duck feathers and down, used other thanfor stuffing	13 379	106 165	678 371	3 719 135
0505909000	Other skins&parts of birds; powder&waste of feather, used oth th	24 980	1 151 385	248 507	1 426 086
0506100000	Ossein and bones treated with acid	0	2	0	337
0506900000	Other bones & horn-cores, degelatinised; powder and waste of th	0	1	0	2
0507109000	Ivory oth than Rhinoceros horns;ivory powder and waste thereof	0	31	0	170
0507901000	Horns,antlers,hooves,nails,claws&beaks,unworked/simply prepar	0	34	0	187
0508002000	Shells of molluscs, crustaceans/echinoderms,unworked/simply pre	4 104	74 909	65 254	271 692
0508009000	Cuttle-bone,unworked/simply preparednot cut to shape,powder&	0	57 019	0	29 544
0511100000	Bovine semen	0	172	0	103 131
0511910030	Artemia egg (brine shrimp egg)	0	80 941	0	3 921 051
0511910040	Fish skin	300	6 038	2 536	49 444
0511910090	Oth product of fish or crustaceans,molluscs or oth.aquatic invertal	0	399 151	0	324 736
0511993000	Natural sponges	0	107	0	15 087
0511999000	Other animal products not elsewherespecified or included	474 135	6 854 678	503 417	7 583 845
0601100000	Bulbs, tubers, tuberous roots, corms,crowns & rhizomes, dormant	2 272	34 591	10 715	106 498
0601209000	Bulbs,tubers,tuberous roots, corms,crowns & rhizomes, in growth	12 271	83 793	15 778	185 948
0602102000	Unrooted cuttings and slips of rubbertrees	0	97	0	541
0602109000	Unrooted cutting and slips of oth plants	20	1 030	405	3 484
0602902000	Orchid seedlings	1 636	7 559	18 174	91 030
0602909000	Other live plants (incl their roots),cuttings&slips; mushroom spaw	21 489	485 875	17 390	196 588
0603140000	Chrysanthemums, fresh flowers of a kindsuitable for bouquets/orr	0	240	0	6 161

I.3. IMPOR MENURUT KOMODITI / IMPORT BY HS COMMODITY
***** SEPTEMBER/SEPTEMBER 2014 *****

HS	Uraian Komoditi Commodity Description	Berat Bersih / Net Weight (Kg)		Nilai / Value C.I.F (US\$)	
		Bulan ini Current Month	Kumulatif Cum.Jan. to date	Bulan ini Current Month	Kumulatif Cum.Jan. to date
0603190000	Other fresh flowers of a kind suitable for bouquets/ornamental pu	0	5 431	0	108 602
0603900000	Cut flowers&flower cuds for bouquets/ornamental,dried,dyed,ble	7	2 279	635	5 119
0604201000	Mosses and lichens, of a kind suitablefor bouquets/ornamental, fr	6 000	55 480	24 300	262 494
0604209000	Foliage,branches&oth parts of plants,grasses,for bouquets/ornam	1	3 005	3	6 128
0604901000	Mosses&lichens, for bouquets/ornamental, oth than fresh	0	3 200	0	15 200
0604909000	Foliage,branches&oth part plant,grasses,for bouquets/ornamental	0	43 179	0	70 980
0701100000	Potatoes seed, fresh or chilled	0	2 084 450	0	2 048 782
0701900000	Potatoes, other than seed , fresh orchilled	2 372 736	26 005 139	1 541 132	15 178 971
0702000000	Tomatoes, fresh or chilled	5 838	43 365	26 982	181 768
0703101900	Onions,oth.than bulbs for propagation,fresh or chilled	5 037 000	55 977 133	2 902 272	29 315 898
0703102100	Shallots bulbs for propagation, fresh or chilled	9 500	2 248 105	4 760	1 109 528
0703102900	Shallots,oth than bulbs for propagation, fresh/chilled	2 768 400	60 552 424	958 734	23 324 469
0703209000	Garlic,oth than bulbs for propagation,fresh/chilled	52 680 480	396 708 710	37 333 943	283 202 087
0703909000	Leeks&oth alliaceous vegetables,oth than bulbs for propagation, fi	35 110	61 481	70 510	121 896
0704101000	Cauliflowers, fresh or chilled	27 667	225 625	48 939	348 095
0704102000	Headed broccoli, fresh or chilled	56 190	673 445	95 172	1 078 493
0704200000	Brussels sprouts, fresh or chilled	122	857	567	3 916
0704901100	Cabbages, round (drumhead), fresh orchilled	167 745	641 239	150 477	414 390
0704901900	Cabbages, oth than round (drumhead),fresh or chilled	419	7 568	1 935	21 327
0704909000	Kohlrabi, kale and similar ediblebrassicac, fresh or chilled	186 210	832 978	354 468	1 563 320
0705110000	Cabbage lettuce (head lettuce), fresh or chilled	1 780	31 300	3 232	50 750
0705190000	Other lettuce, fresh or chilled	8 138	91 099	23 321	220 104
0706101000	Carrots, fresh or chilled	3 736 650	27 135 850	3 559 477	26 380 937
0706102000	Turnips, fresh or chilled	0	5 790	0	9 352
0706900000	Salad beetroot,salsify,celeriac,radishes & similar edible roots,fresh	36	12 602	165	13 785
0707000000	Cucumbers and gherkins, fresh/chilled	129	1 039	594	4 745
0708100000	Peas (Pisum sativum), shelled/unshelled, fresh/chilled	624 920	4 087 575	249 913	1 801 767
0708900000	Other leguminous vegetables, shelled/unshelled, fresh or chilled	1 000	40 891	2 000	80 234
0709400000	Celery oth than celeriac,fresh/chilled	13 874	133 793	33 763	300 944
0709510000	Mushrooms of the genus Agaricus, freshor chilled	1 766	14 861	4 883	35 874
0709591000	Truffles, fresh or chilled	0	80 367	0	169 759
0709599000	Oth mushrooms, fresh or chilled	112 219	937 766	251 998	2 269 506
0709601000	Chillies (fruits of genus Capsicum),fresh or chilled	0	14 707	0	24 936
0709700000	Spinach, New Zealand spinach & orachespina (garden spinach), l	6 044	57 878	10 888	100 437
0709930000	Pumpkins,aquash&gourds (Cucurbita spp.), fresh or chilled	0	100	0	1 470
0709990000	Other vegetables, fresh or chilled	15 311	148 736	28 007	254 904
0710100000	Potatoes (uncooked or steamed/boiledcooked), frozen	0	54 007	0	17 919
0710210000	Peas (Pisum sativum), shelled/unshelled,uncooked or steamed/bo	32 255	610 829	46 711	788 141
0710220000	Beans (Vigna spp,Phaseolus spp), shelled/unshelled,uncooked/ste	587	5 404	2 578	24 742
0710290000	Other leguminous vegetables, shelled/unshelled, uncooked/steam	0	2 628	0	8 333
0710300000	Spinach,New Zealand spinach and orachespina (garden spinach)	0	31 700	0	89 182
0710400000	Sweet corn, uncooked/steamed/boiled,frozen	168 302	823 617	253 776	1 193 867
0710800000	Other vegetables,uncooked/steamed/boiled, frozen	7 252	92 237	8 053	144 185
0710900000	Mixtures of vegetables,uncooked/steamed/boiled, frozen	40 010	730 154	48 855	754 161
0711209000	Olives, provisionally preserved in otherpreservative solutions	0	17 845	0	41 309
0711401000	Cucumber&gherkins, provisionally preserved by sulphur dioxide ga	0	4 457	0	5 800
0711901000	Sweet corn, provisionally preserved	7	7	105	105
0711902000	Chillies (fruits of genus Capsicum),provisionally preserved	612 896	3 816 290	674 389	4 294 327
0711903900	Capers, provisionally preserved in other preservative solutions	0	2 549	0	8 638
0711909000	Other vegetables,provisionally preservedoth than by sulphur diox	0	164 199	0	106 270
0712200000	Onios, dried, whole, cut, sliced ,broken/in powder, but not further	384 975	2 923 430	1 212 981	8 987 126
0712310000	Mushrooms of genus Agaricus,dried,whole,broken/powder,but no	2 595	12 416	9 580	50 008
0712320000	Wood ears (Auricularia spp),dried,whole,broken/powder, but not i	72 939	291 157	88 199	380 109
0712330000	Jelly fungi ,dried,whole,cut, broken/in powder,but not further pre	11 760	45 350	16 788	68 000
0712391000	Truffles,dried,whole,cut,sliced,broken/in powder,but not further p	11 691	96 940	32 333	232 615
0712392000	Shiitake(dong-gu),dried,whole,cut,slice,broken/powder, but not fu	3 469	47 388	4 940	59 435
0712399000	Other mushrooms,dried,whole,cut,slice,broken/powder,but not fu	57 477	261 180	125 980	516 839
0712901000	Garlic,dried,whole,cut,sliced,broken/in powder,but not further pre	272 066	2 434 310	385 708	3 554 837
0712909000	Oth vegetables/mix of vegetables,dried,whole,broken/powd,but n	243 869	3 189 095	668 886	8 765 273
0713109000	Peas (pisum sativum),dried,shelled,wheth/not skinned/split, oth tl	827 421	11 551 888	355 508	4 863 631
0713209000	Chickpeas(garbanzos),dried,shelled,whether/not skinned, oth thar	25 500	271 964	29 775	346 657
0713319000	Beans (Vigna mungo hepper/Vigna radiatawilczek),dried,shelled,oi	4 313 152	78 360 167	3 953 948	76 730 257
0713329000	Small red(Adzuki) beans dried,shelled,whether/not skinned, oth th	192 000	880 198	48 240	269 641
0713339000	Kidney beans,incl white pea beans,dried,shelled, oth than for sowi	349 750	2 724 385	212 234	1 510 219

I.3. IMPOR MENURUT KOMODITI / IMPORT BY HS COMMODITY
***** SEPTEMBER/SEPTEMBER 2014 *****

HS	Uraian Komoditi Commodity Description	Berat Bersih / Net Weight (Kg)		Nilai / Value C.I.F (US\$)	
		Bulan ini Current Month	Kumulatif Cum.Jan. to date	Bulan ini Current Month	Kumulatif Cum.Jan. to date
0713359000	Cow peas,dried,shelled,whether/notskinned/split, oth than for s	552 350	2 687 900	323 403	1 624 746
0713399000	Oth beans, dried, shelled, whether/notskinned/split, oth than for s	407 714	3 606 466	274 289	2 642 984
0713409000	Lentils, dried, shelled, whether/notskinned/split, oth than for sowl	0	3 725	0	9 871
0713509000	Broad beans&horse beans,dried,shelled,whether/not skinned, oth	731 440	15 464 505	570 836	10 694 253
0713909000	Oth dried leguminous vegetables,shelled,whether/not skinned, otl	463 501	4 805 462	503 708	4 740 088
0714201000	Sweet potatoes, frozen	0	22 390	0	39 310
0714309000	Yams (Dioscorea spp.), not frozen	540	540	977	977
0714901900	Sago pith, not frozen	0	9 989	0	11 466
0714909900	Arrowroot,salep,Jerusalem artichokes,root w/ high starch/inulin, r	19 896	178 970	40 815	355 560
0801110000	Coconuts, desiccated, dried	10 251	138 332	31 188	475 740
0801190000	Coconuts,oth than desiccated&in the inershell, fresh/dried, wheth	66 288	404 995	65 182	334 169
0801220000	Brazil nuts, shelled, fresh or dried	0	710	0	4 342
0801310000	Cashew nuts, in shell, fresh or dried	0	34 920	0	36 666
0801320000	Cashew nuts, shelled, fresh or dried	113 497	733 288	511 743	3 187 230
0802110000	Almonds, in shell, fresh or dried	23 200	79 960	130 384	449 375
0802120000	Almonds, shelled, fresh or dried	145 878	655 119	1 261 575	5 414 627
0802220000	Hazelnut/filberts, shelled, fresh/dried	0	4 000	0	40 200
0802320000	Walnuts, shelled, fresh or dried	12 500	37 529	136 413	402 710
0802410000	Chestnuts (Castanea spp.), in shell,fresh or dried	2 238	55 480	4 083	119 835
0802420000	Chestnuts (Castanea spp.), shelled,fresh or dried	0	11 103	0	21 536
0802510000	Pictachios, in shell, fresh or dried	11 000	113 500	7 700	77 365
0802520000	Pictachios, shelled, fresh or dried	0	28 809	0	82 104
0802610000	Macadamia nuts, in shell, fresh or dried	0	998	0	15 792
0802620000	Macadamia nuts, shelled, fresh or dried	954	3 962	3 188	54 674
0802800000	Areca nuts, whether/not shelled/peeled,fresh or dried	1	5	3	15
0802900000	Other nuts, whether/not shelled/peeled,fresh or dried	19 000	61 477	13 145	102 690
0803900000	Bananas, oth than plantains,fresh or dried	0	542 111	0	260 954
0804100000	Dates, fresh or dried	1 712 000	23 468 290	1 209 280	31 658 731
0804200000	Figs, fresh or dried	0	3 598	0	11 024
0804300000	Pineapples, fresh or dried	0	1	0	12
0804400000	Avocados, fresh or dried	223	1 269	1 032	5 823
0804501000	Guavas, fresh or dried	0	133	0	270
0804502000	Mangoes, fresh or dried	0	233 466	0	582 069
0805101000	Oranges, fresh	3 126 573	13 514 290	3 044 114	16 045 196
0805200000	Mandarin,clementines,wilkins&similarcitrus hybrids, fresh/dried	3 628 669	87 280 669	4 422 392	107 434 786
0805400000	Grapefruit, including pomelos, fresh ordried	4 550	137 041	4 004	146 033
0805500000	Lemons and limes, fresh or dried	674 479	3 858 143	1 548 094	9 241 613
0806100000	Grapes, fresh	4 859 629	37 117 241	14 371 413	104 176 993
0806200000	Grapes, dried	141 730	1 417 239	357 442	3 267 451
0807110000	Watermelons, fresh	2 233	2 233	3 770	3 770
0807190000	Other melons, fresh	5 837	5 837	4 002	4 002
0808100000	Apples, fresh	6 567 745	97 811 476	9 762 275	139 201 923
0808300000	Pears, fresh	10 058 935	66 166 523	9 198 093	60 529 549
0809100000	Apricots, fresh	0	9 146	0	19 543
0809210000	Sour cherries (prunus cerasus), fresh	0	2 151	0	13 792
0809290000	Oth cherries, fresh	0	4 643	0	32 733
0809300000	Peaches, including nectarines, fresh	6 907	29 300	9 175	48 674
0809401000	Plums, fresh	0	30 345	0	66 164
0810100000	Strawberries, fresh	0	30 741	0	96 731
0810200000	Raspberries, blackberries, mulberries,loganberries, fresh	0	13 932	0	97 599
0810300000	Black, white or red currants andgooseberries,fresh	0	16 215	0	68 388
0810400000	Cranberries, bilberries & other fruitsof the genus vaccinium, fresh	0	63 441	0	450 404
0810500000	Kiwi fruit, fresh	364 569	2 485 118	903 259	6 884 239
0810600000	Durians, fresh	0	7 506 900	0	11 427 181
0810700000	Persimmons, fresh	0	9 530	0	16 430
0810901000	Longans (including mata kucing), fresh	14 292 005	66 690 953	18 075 069	83 371 764
0810902000	Lychees, fresh	0	379 836	0	428 122
0810906000	Tamarinds, fresh	0	189 799	0	254 421
0810909200	Dragon fruit, fresh	664 051	7 170 309	627 540	6 460 937
0810909300	Sapodilla (ciku fruit), fresh	0	1 800	0	1 530
0810909900	Other fruit, fresh	95 134	246 889	105 763	390 868
0811100000	Strawberries, uncooked/steamed/boiled,frozen, whether/not add	25 000	475 668	63 750	989 734
0811200000	Raspberries,blackberries,mulberries,loganberries,currants,gooseb	2 475	56 892	15 088	232 362
0811900000	Other fruit&nuts,uncooked/steamed/boiled,frozen, whether/not :	1 200	104 916	8 831	298 239

I.3. IMPOR MENURUT KOMODITI / IMPORT BY HS COMMODITY
***** SEPTEMBER/SEPTEMBER 2014 *****

HS	Uraian Komoditi Commodity Description	Berat Bersih / Net Weight (Kg)		Nilai / Value C.I.F (US\$)	
		Bulan ini Current Month	Kumulatif Cum.Jan. to date	Bulan ini Current Month	Kumulatif Cum.Jan. to date
0812100000	Cherries, provisionally preserved,not for immediate consumption	0	19 893	0	82 586
0812909000	Oth fruit&nuts,provisionally preserved,not for immediate consump	0	34 064	0	128 530
0813100000	Apricots, dried	25	1 613	319	8 650
0813200000	Prunes, dried	0	30 939	0	76 960
0813300000	Apples, dried	0	768	0	3 078
0813402000	Tamarinds, dried	15 600	389 619	30 880	228 193
0813409000	Other fruit,oth than heading 08.01 to08.06, dried	14 000	627 571	11 718	781 269
0813502000	Mixture of nuts/dried fruits of whichoth nuts predominate by weig	0	587 124	0	474 786
0813503000	Mixture of nuts/dried fruits of whichdates predominate by weight	0	35 630	0	37 337
0814000000	Peel of citrus fruit/melons,watermelons,fresh,frzn,dried/provision	9	21	1 410	2 820
0901111000	Arabica WIB/robusta OIB, not roasted,not decaffeinated	377 591	17 491 647	1 001 820	37 921 402
0901119000	Coffee oth than Arabica WIB/robusta OIB,not roasted,not decaffei	163 844	267 813	35 226	361 569
0901129000	Coffee oth than Arabica WIB/robusta OIB,not roasted, decaffeinat	0	26	0	205
0901211000	Coffee, roasted, not decaffeinated,unground	44 756	345 129	681 080	3 598 002
0901212000	Coffee, roasted, not decaffeinated,ground	6 178	50 896	104 891	638 690
0901221000	Coffee, roasted, decaffeinated,unground	0	1 792	0	25 935
0901222000	Coffee, roasted, decaffeinated, ground	174	2 487	2 422	30 710
0902101000	Green tea leaves (not fermented), in packings _ 3 kg	0	2 098	0	64 373
0902109000	Green tea, oth than leaves, (notfermented), in packing _ 3 kg	1 069	51 265	2 826	151 616
0902201000	Green tea leaves (not fermented),in packing > 3 kg	111 120	705 918	133 073	1 013 339
0902209000	Green tea, oth than leaves (notfermented), in packing > 3 kg	13 853	318 197	114 848	1 364 911
0902301000	Black tea (fermented) & partly fermented tea, leaves, in packing _	6 630	34 283	34 637	157 646
0902309000	Black tea (fermented) & partly fermented tea,oth than leaves, in p	7 736	52 893	246 396	1 608 269
0902401000	Black tea (fermented) & partly fermented tea, leaves, in packing >	368 738	1 115 854	337 373	999 337
0902409000	Black tea (fermented) & partly permented tea, oth than leaves, in	932 684	9 321 067	1 367 594	12 981 317
0904111000	White pepper, neither crushed nor ground	0	68 000	0	681 530
0904112000	Black pepper, neither crushed nor ground	831 838	5 286 017	7 753 289	42 115 145
0904119000	Other pepper, neither crushed nor ground	613	2 099	10 288	32 156
0904121000	White pepper, crushed or ground	181	4 003	3 352	66 246
0904122000	Black pepper, crushed or ground	3 182	19 193	30 025	163 315
0904129000	Other pepper, crushed or ground	161	6 179	926	67 783
0904211000	Chillies (fruits of the genus Capsicum),dried, neither crushed nor g	1 072 916	13 859 425	1 337 840	16 441 468
0904219000	Oth fruits of genus Capsicum/Pimenta,dried,neither crushed nor g	1 094	325 998	17 635	379 441
0904221000	Chillies (fruits of the genus Capsicum),dried, crushed/ground	267 311	2 064 360	342 095	2 588 732
0904229000	Oth fruits of genus Capsicum/ Pimenta,dried, crushed/ground	82 423	683 886	182 346	1 682 250
0905100000	Vanilla, neither crushed nor ground	0	38 375	0	2 778 109
0905200000	Vanilla, crushed or ground	0	27 030	0	38 606
0906190000	Cinnamon-tree flowers, neither crushednor ground	10 299	10 299	28 648	28 648
0906200000	Cinnamon and cinnamon-tree flowers,crushed or ground	0	111 863	0	307 915
0908110000	Nutmeg, neither crushed nor ground	0	24 632	0	238 720
0908120000	Nutmeg, crushed or ground	0	26 555	0	145 594
0908310000	Cardamoms, neither crushed nor ground	1 665	13 943	1 242	55 720
0908320000	Cardamoms, crushed or ground	7 542	8 694	26 550	28 885
0909210000	Seeds of coriander, neither crushed norground	4 309 012	10 227 599	2 009 174	5 446 900
0909220000	Seeds of coriander, crushed or ground	3 000	81 191	1 131	72 187
0909310000	Seeds of cumin, neither crushed norground	335 213	2 042 170	341 350	2 206 567
0909320000	Seeds of cumin, crushed or ground	3 440	9 140	25 152	57 650
0909611000	Seeds of anise, neither crushed norground	109 376	600 090	91 748	450 997
0909613000	Seeds of caraway, neither crushed norground	17 894	351 946	15 065	316 177
0909619000	Seeds of fennel or juniper berries,neither crushed nor ground	38 554	412 214	63 818	325 835
0909623000	Seeds of caraway, crushed or ground	500	500	191	191
0909629000	Seeds of fennel or juniper berries,crushed or ground	0	361	0	3 064
0910110000	Ginger, neither crushed nor ground	495 449	2 017 430	442 919	1 789 520
0910120000	Ginger, crushed or ground	2 000	20 076	13 600	89 256
0910200000	Saffron	0	3 379	0	8 440
0910300000	Turmeric (curcuma)	1 897	192 469	6 680	221 120
0910911000	Curry	8 346	39 207	21 403	139 259
0910919000	Mixtures of spices, other than curry	895	4 685	3 150	31 310
0910991000	Thyme; bay leaves	7 536	11 664	19 144	45 587
0910999000	Other spices	8 576	352 155	86 747	509 670
1001110000	Durum wheat seed	2	1 205	25	14 409
1001190000	Durum wheat, oth than seed	11 503 550	115 020 855	3 468 010	35 634 837
1001991910	Wheat grains without husk,oth than seed, for human consumption	452 830 777	4 326 006 593	143 249 894	1 405 339 511
1001991990	Other wheat, oth than seed, for humanconsumption	155 729 424	1 081 370 839	53 967 981	365 980 074

I.3. IMPOR MENURUT KOMODITI / IMPORT BY HS COMMODITY
***** SEPTEMBER/SEPTEMBER 2014 *****

HS	Uraian Komoditi Commodity Description	Berat Bersih / Net Weight (Kg)		Nilai / Value C.I.F (US\$)	
		Bulan ini Current Month	Kumulatif Cum.Jan. to date	Bulan ini Current Month	Kumulatif Cum.Jan. to date
1001999090	Other wheat, oth than seed, not forhuman consumption	14 405 296	48 024 251	3 585 293	12 228 018
1002900000	Rye, oth than seed	0	10 000	0	12 200
1004900000	Oats, oth than seed	50 000	322 582	41 524	232 445
1005100000	Maize (corn), seed	341 450	1 450 184	1 188 609	5 294 983
1005901000	Popcorn, oth than seed	190 025	2 426 039	140 100	2 249 045
1005909000	Oth maize (corn), oth than seeds	409 069 475	2 233 287 884	103 861 222	566 402 430
1006101000	Rice in the husk (paddy or rough),suitable for sowing	80 102	907 672	266 240	2 794 324
1006303000	Glutinous rice, semi-milled or whollymilled, whether/not polished.	13 000 000	47 299 850	7 113 455	25 637 903
1006304000	Thai Hom Mali rice, semi-milled/whollymilled, whether/not polish	90 000	2 386 000	72 000	1 364 810
1006309100	Oth semi-milled or wholly milled rice,whether/not polished/glazec	50 000	50 000	43 000	43 000
1006309900	Oth semi/wholly milled rice, whether/notpolished/glazed, oth tha	33 715 800	51 526 060	14 969 840	22 822 271
1006409000	Broken rice, oth than for animal feed	34 795 000	238 669 600	13 730 310	96 076 742
1008100000	Buckwheat	0	3 248 502	0	1 522 955
1008290000	Millet, oth than seed	571 302	15 938 578	273 070	7 554 744
1008300000	Canary seeds	835 841	8 542 496	544 080	5 655 125
1008500000	Quinoa (Chenopodium quinoa)	0	498	0	2 744
1008900000	Other cereals	327 459	1 847 668	211 484	1 330 926
1101001010	Wheat flour fortified	12 525 499	91 487 953	4 523 365	34 521 643
1101001090	Wheat flour not fortified	9 647 090	64 034 320	3 721 771	24 717 000
1102200000	Maize(corn) flour	71	3 283	238	10 915
1102909000	Oth cereal flours, oth than wheat/meslin/maize/rice/rye flour	0	29 451	0	24 022
1103112000	Groats & meals of wheat,durum/hard wheat semolina	244	7 258	815	26 123
1103119000	Groats & meals of wheat, oth durum/hardwheat semolina	0	26 105	0	36 688
1103130000	Groats & meals of maize/corn	60 000	439 242	13 770	243 587
1103199000	Groats & meals of oth cereals, oth thanmeslin & rice	0	2 400	0	4 544
1104120000	Cereal grains of oats, rolled or flakedgrains	507 433	4 474 574	372 917	3 439 790
1104220000	Cereal grains of oats,hulled,peraled,sliced /kibbled	0	1 814	0	5 897
1104230000	Cereal grains of maize (corn), hulled,peraled, sliced/kibbled	18 000	198 000	16 080	176 880
1104292000	Cereal grains of barley,hulled,peraled,sliced/kibbled	0	23 680	0	10 679
1104299000	Cereal grains of oth cereals, hulled,peraled, sliced/kibbled	0	8 189	0	38 533
1104300000	Germ of cereals, whole, rolled, flaked/ground	0	1 469	0	7 091
1105100000	Flour, meal & powder of potatoes	6 499	413 898	22 638	755 242
1105200000	Flakes, granules & pellets of potatoes	465 064	5 021 220	685 974	7 654 591
1106209000	Flour,meal & powder of roots/tuber head07.14, oth than manioc(c	0	16 831	0	56 550
1106300000	Flour,meal & powder of edible fruits andnuts of prod.chap.8	3 550	39 993	25 208	380 937
1107100000	Malt,not roasted	4 176 160	28 923 062	2 164 152	15 612 364
1107200000	Malt,roasted	12 000	159 550	9 083	124 118
1108110000	Wheat starch	858 125	5 786 884	384 514	2 634 572
1108120000	Maize(corn) starch	7 661 719	58 979 272	3 419 870	27 658 622
1108130000	Potato starch	800 108	9 421 226	745 763	8 467 964
1108140000	Manioc(cassava) starch	57 316 100	226 090 986	24 844 852	99 712 277
1108191000	Sago starch	2 250	41 574	5 065	36 029
1108199000	Other starches (oth than wheat,maize,potato, manioc & sago)	5 000	19 000	22 346	66 801
1108200000	Inulin	469 200	4 566 175	1 383 947	13 890 076
1109000000	Wheat gluten, whether or not dried	395 000	3 294 500	307 204	2 752 218
1201100000	Seed of soya beans,whether or not broken	0	20	0	1 548
1201900000	Soya beans, oth than seed, whether ornot broken	103 805 510	1 667 969 442	64 258 020	1 011 502 080
1202410000	Oth than seed of ground-nut,not roasted/ othwise cooked,in shell	6 524 047	84 430 621	7 229 610	92 333 760
1202420000	Oth than seed of ground-nut,not roasted/cooked,shelled,whether.	6 032 344	131 869 841	6 838 757	152 787 588
1203000000	Copra	70 415	377 513	12 585	139 587
1204000000	Linseed, whether or not broken.	0	63 156	0	85 642
1205100000	Low erucic acid rape/colza seeds whether or not broken	42 180	279 810	32 900	191 079
1205900000	Not low erucic acid rape or colza seedswhether or not broken	0	70 416	0	57 201
1206000000	Sunflower seeds, whether or not broken	138 757	3 961 178	127 292	3 552 895
1207101000	Palm nuts & kernels, whether/not brokenuitable for sowing	0	1 139	0	185 065
1207290000	Cotton seeds, oth than seed, whether/or not broken	0	500	0	5 000
1207300000	Castor oil seeds, whether or not broken	0	20	0	200
1207401000	Sesamum seeds, whether or not broken,edible	732 993	3 376 054	526 583	2 204 456
1207409000	Sesamum seeds, whether or not broken,not edible	301 987	3 139 194	204 181	1 888 838
1207500000	Mustard seeds,whether or not broken	48	304	344	1 934
1207600000	Safflower (carthamus tinctorius) seeds,whether or not broken	0	2 000	0	2 234
1207700000	Melon seeds,whether or not broken	0	5	0	895
1207910000	Poppy seeds,whether or not broken	0	1 106	0	3 015
1207999000	Other oil seeds & oleaginous fruits,whether or not broken	112 207	816 696	493 708	1 536 298

I.3. IMPOR MENURUT KOMODITI / IMPORT BY HS COMMODITY
***** SEPTEMBER/SEPTEMBER 2014 *****

HS	Uraian Komoditi Commodity Description	Berat Bersih / Net Weight (Kg)		Nilai / Value C.I.F (US\$)	
		Bulan ini Current Month	Kumulatif Cum.Jan. to date	Bulan ini Current Month	Kumulatif Cum.Jan. to date
1208100000	Flours and meals of soya beans	254 177	2 201 524	549 138	4 568 937
1208900000	Flours&meals of oth oil seed/oleaginousfruits oth than mustard	0	110 055	0	41 821
1209210000	Lucerne (alfalfa) seeds, of a kind usedfor sowing	0	290	0	1 422
1209292000	Other beet seed, of a kind usedfor sowing	0	2 920	0	30 545
1209299000	Other seed of forage plants, of a kindused for sowing	1 250	55 275	14 847	371 551
1209300000	Seeds of herbaceous plants cultivatedprincipally for their flowers	0	800	0	9 960
1209919000	Other vegetable seeds, other than onion seeds, of a kind used for :	5 439	187 161	775 102	5 390 527
1209999000	Other seed, fruit, and spores, of a kindused for sowing	0	220 606	0	2 321 563
1210200000	Hop cones,ground,powdered or in the form of pellets; lupulin	0	32 681	0	188 906
1211201000	Ginseng roots,cut, crushed/powdered form,fresh/dried	600	7 817	55 080	502 093
1211209000	Ginseng roots, not in cut or crushed orpowdered form, fresh/dried	504	504	13 820	13 820
1211901100	Cannabis,in cut,crushed/ powdered form,used for pharmacy, fresh	5 150	8 138	2 199	6 448
1211901300	Rauwolfia serpentina roots,for pharmacy,in cut/crushed/powdere	40 484	1 323 688	60 731	2 767 504
1211901400	Other plants, in cut,crushed or powdered form, used for pharmacy	0	10 000	0	54 000
1211901900	Other plants & parts of plants, in otherforms, for pharmacy	5 000	39 955	40 500	159 176
1211909100	Pyrethrum, in cut,crushed/powdered form,fresh/dried	0	13 580	0	92 090
1211909200	Pyrethrum, in other form, fresh/dried	0	15 103	0	11 435
1211909500	Agarwood (gaharu) chips, fresh/dried	0	25	0	605
1211909600	Liquorice roots, fresh/dried	27 350	62 046	45 745	107 750
1211909800	Oth plants&parts of plants, not forpharmacy, in cut,crushed/powd	0	4 522	0	11 609
1211909900	Oth plants&parts of plants, not forpharmacy, not cut,crushed/pow	8 161	497 547	40 099	1 558 448
1212211000	Eucheuma spp,fresh,chilled,frozen,dried,for human consumption	0	5 769	0	71 415
1212219000	Other seaweed & algae, fresh, chilled,frozen,dried, for human con	957	192 719	38 206	564 336
1212292000	Seaweeds & oth algae,fresh,chilled/dried for oth,not for human cc	22	7 946	60	77 588
1212293000	Seaweeds & oth algae,frozen, not forhuman consumption	2 745	3 376	14 000	21 940
1212910000	Sugar beet, fresh,chilled, frozen/dried,whether/not ground	0	3	0	30
1212920000	Locust bean(carob),fresh,chilled,frozen/dried, whether/not ground	67 500	533 750	55 800	459 910
1212990000	Other vegetable product, for humanconsumption, n.e.s or include	70 000	106 869	104 400	147 600
1213000000	Cereal straw &husks,unprepared,whether/not chopped,ground,pr	0	750	0	5 018
1214100000	Lucerne (alfalfa) meal and pellets	15 560	264 319	3 527	65 856
1214900000	Other forage products,whether/not in forof pellets,oth than lucerr	720 123	2 785 335	315 352	1 137 016
1301200000	Gum arabic	50 313	395 306	278 867	2 352 605
1301901000	Gum benjamin	0	50 852	0	33 789
1301902000	Gum damar	59 450	601 079	75 760	1 182 509
1301903000	Cannabis resin	73	105	675	15 095
1301904000	Lac	26	828	2 399	19 906
1301909000	Other natural gum and resin	4 866	72 627	65 153	901 611
1302119000	Saps and extracts of other opium,whether or not modified	8	8	675	675
1302120000	Saps and extracts of liquorice, whetheror not modified	98 277	438 846	1 231 751	5 289 370
1302130000	Saps and extracts of hops,whether or not modified	1 974	19 466	87 255	734 966
1302193000	Other medicinal extracts derived fromvegetable products, whethe	26 992	230 302	1 895 122	14 728 743
1302194000	Vegetable saps&extracts of pyrethrum/ofthe root of plants contain	0	99	0	1 572
1302199000	Other vegetable saps and extracts	59 671	533 255	971 083	9 323 499
1302200000	Pectic substances, pectinates & pectates	19 988	289 005	335 939	2 688 924
1302310000	Agar-agar	10 804	118 371	29 300	656 403
1302320000	Mucilages&thickeners, whether/not modif,derived from locust be:	126 754	2 813 278	783 353	10 724 140
1302391010	Carageenan in powder form	41 516	327 972	514 327	4 091 988
1302391090	Carageenan not in powder form	0	13 600	0	252 552
1302399000	Oth mucilages & thickeners, whether/notmodified,derived from v	118 487	1 265 295	1 481 249	15 205 113
1401100000	Bamboos used primarily for plaiting,cleaned, bleached/dyed	0	49 680	0	35 811
1401201990	Other whole rattans, used primarily forplaiting, cleaned, bleached,	0	1 377	0	26 021
1404902090	Oth vegetable products of a kind usedin tanning/dyeing, oth than l	0	52 187	0	104 019
1404909000	Oth vegetable prodcts not used primarilyin tanning/dyeing, nes	28 000	309 504	35 950	384 860
1501100000	Lard oth than heading 02.09 or 15.03.	0	3	0	11 956
1504109000	Oth than solid fractsof fish-liver oilswhet/not refined,not chemica	346 913	2 201 822	477 636	3 260 367
1504201000	Solid fraction of fats&oil fish oth thanliver oils, not chemically moc	41 390	569 796	570 135	5 067 706
1504209000	Oth than solid fract of fats&oils fishoth than liver oils,not chemical	458 959	4 213 522	735 651	6 334 120
1504309000	Oth solid fraction of fats & oils ofmarine mammals,not chemically	0	9	0	97
1505001000	Lanolin	25 475	60 913	281 792	700 246
1505009000	Wool grease & fatty substance derivedtherefrom, oth than lanolin	410	22 253	15 177	108 899
1506000000	Oth animal fats&oils&their fractions wht/not refined, not chemica	67 369	140 809	94 683	196 649
1507100000	Crude oil of soya bean, whether/notrefined, whether/not degum	0	3 297	0	31 287
1507901000	Fraction of unrefined soya-bean oil,not chemically modified	545 791	3 307 968	709 257	4 208 581
1507909000	Fraction of refined soya-bean oil,not chemically modified	1 669 761	14 933 778	2 056 511	17 733 382

I.3. IMPOR MENURUT KOMODITI / IMPORT BY HS COMMODITY
***** SEPTEMBER/SEPTEMBER 2014 *****

HS	Uraian Komoditi Commodity Description	Berat Bersih / Net Weight (Kg)		Nilai / Value C.I.F (US\$)	
		Bulan ini Current Month	Kumulatif Cum.Jan. to date	Bulan ini Current Month	Kumulatif Cum.Jan. to date
1508100000	Crude oil of ground-nut, whether/notrefined, not chemically modified	1 349	1 351	5 561	5 630
1508909000	Fraction of refined ground-nut oil, whether/not refined, not chemically modified	40	44	1 289	1 758
1509101000	Virgin olive oil, packing of net weight <= 30 kg, not chemically modified	119 639	750 019	520 646	3 185 512
1509109000	Virgin olive oil, packing of net weight > 30 kg, not chemically modified	35 798	397 034	112 596	2 357 446
1509901100	Fraction of unrefined olive oil, packing of net weight <= 30 kg	0	4 866	0	22 230
1509901900	Fraction of unrefined olive oil, packing of net weight > 30 kg	0	16 130	0	32 193
1509909100	Fraction of refined olive oil, in packing of net weight <= 30 kg	0	16 923	0	108 884
1509909900	Fraction of refined olive oil, in packing of net weight > 30 kg	18 129	118 969	91 264	642 652
1510002000	Fractions of unrefined oil, solely from olives, whether/not refined, not chemically modified	228	307	1 669	2 047
1510009000	Fractions of refined oil, solely from olives, whether/not refined, not chemically modified	16 122	111 996	41 071	321 700
1511901100	Solid fractions of unrefined palm oil, not chemically modified	0	558	0	323
1511901900	Solid fractions of refined palm oil, packing of net weight > 20 kg	0	45 650	0	66 355
1511909200	Unsolid fractions of refined palm oil, packing net weight <= 20 kg	10 356	213 336	10 140	248 256
1511909900	Unsolid fractions of refined palm oil, packing net weight > 20 kg	0	1 283	0	10 213
1512191000	Fractions of unrefined sunflower-seed/safflower oil	21 146	104 466	27 105	268 748
1512199000	Fractions of refined sunflower-seed/safflower oil	399 755	3 806 311	545 875	5 501 805
1512299000	Fractions of refined cotton seed oil	0	708	0	2 270
1513191000	Fractions of unrefined coconut oil, not chemically modified	0	1 440	0	5 976
1513199000	Fractions of refined coconut oil, not chemically modified	1 080	115 245	5 400	336 115
1513291400	Unsolid fractions of unrefined babassu oil	2	7	122	185
1513299500	Palm kernel oil, RBD	0	1	0	5
1514199000	Fraction of refined low erucic acid rapeseed/colza oil	497 837	3 365 799	644 885	4 505 210
1514911000	Crude oil of not low erucic acid rapeseed/colza	0	369	0	13 054
1514919000	Crude oil of mustard	0	1	0	429
1514999100	Fractions of refined other rapeseed/colza oil	171 180	935 731	216 314	1 234 921
1514999900	Fractions of refined mustard oil	0	50 400	0	98 664
1515190000	Fractions of linseed oil, whether/notrefined, not chemically modified	82 940	2 348 761	125 212	3 294 215
1515210000	Crude oil of maize (corn)	0	25 024	0	47 111
1515291900	Unsolid fraction of unrefined maize (corn) oil	0	8 647	0	64 207
1515299100	Solid fraction of refined maize (corn) oil	0	168 576	0	258 691
1515299900	Unsolid fraction of refined maize (corn) oil	47 135	1 325 487	138 874	2 041 150
1515301000	Crude oil of castor	661	58 206	3 360	224 320
1515309000	Fractions of castor oil, whether/notrefined, not chemically modified	147 219	1 146 111	252 504	1 965 311
1515501000	Crude oil of sesame	49	1 191	530	7 281
1515502000	Fraction of unrefined sesame oil, not chemically modified	156	1 566	3 868	13 159
1515509000	Fraction of refined sesame oil, not chemically modified	28 541	305 365	50 759	1 914 923
1515901100	Crude oil of tengkawang	0	622	0	6 541
1515901200	Fractions of unrefined tengkawang oil, not chemically modified	0	25	0	1 129
1515902100	Crude oil of tung	15 200	106 400	44 688	305 368
1515902900	Fractions of refined tung oil, not chemically modified	16 553	19 546	50 610	67 267
1515903100	Crude jojoba oil	909	4 731	11 643	102 924
1515903900	Fractions of refined jojoba oil, not chemically modified	0	24	0	1 644
1515909100	Crude oil of other fixed vegetable oils	20 317	61 160	18 405	57 655
1515909200	Fractions of unrefined other fixed vegetable oils	0	200 000	0	752 000
1515909900	Fractions of refined other fixed vegetable oils, other fixed vegetable oils	9 178	186 474	87 194	1 049 225
1516101000	Animal fats & oils & their fractions, in packing net weight <= 10 kg	0	15 579	0	32 197
1516109000	Animal fats & oils & their fractions, in packing net weight > 10 kg	0	30 000	0	78 000
1516201100	Re-esterified fats & oils of soya bean & its fraction	41 600	240 019	119 112	835 483
1516201200	Re-esterified fats & oils of crude palm oil and its fraction	380 200	2 605 164	626 448	4 245 084
1516201300	Re-esterified fats & oils of palm oil, other than crude and its fraction	98 927	661 586	115 723	904 802
1516201400	Re-esterified fats & oils of coconut and its fraction	0	332	0	1 518
1516201500	Re-esterified fats & oils of palm kernel & its fraction, crude	0	84	0	184
1516201600	Re-esterified fats & oils of palm kernel & its fraction, RBD	0	120	0	1 807
1516201800	Re-esterified fats & oils of linseed & its fraction	5 532	13 737	47 002	151 851
1516201900	Re-esterified fats & oils of other vegetable fat & oils, and its fraction	27 265	107 747	102 976	323 455
1516202110	Hydrogenated fats in flakes of palm oil	1 250	122 293	1 710	223 795
1516202150	Hydrogenated fats in flakes of palm kernel olein	633 880	3 106 110	811 588	4 337 793
1516202190	Hydrogenated fats in flakes of ground-nut, soya beans	0	5 246	0	46 421
1516202300	Hydrogenated fats in flakes of olives	125	957	1 179	9 357
1516202900	Hydrogenated fats in flakes of other vegetable fats & oils	338 303	2 968 622	540 570	4 923 828
1516205200	Palm stearin, w/ iodine value <= 48, RBD	4 200	292 127	12 600	452 410
1516205900	Other palm stearin with iodine value <= 48	231	2 264	5 277	27 829
1516209300	Other fat & oils of olives and their fractions	0	29 580	0	275 497
1516209400	Other fat & oils of soya beans and their fractions	0	199	0	1 136

I.3. IMPOR MENURUT KOMODITI / IMPORT BY HS COMMODITY
***** SEPTEMBER/SEPTEMBER 2014 *****

HS	Uraian Komoditi Commodity Description	Berat Bersih / Net Weight (Kg)		Nilai / Value C.I.F (US\$)	
		Bulan ini Current Month	Kumulatif Cum.Jan. to date	Bulan ini Current Month	Kumulatif Cum.Jan. to date
1516209500	Hydrogenated castor oil (opal wax)	5 080	30 131	8 770	73 826
1516209600	Refined, bleached and deodorised (RBD)palm kernel stearin only	0	69 051	0	164 551
1516209700	Hydrogenated & RBD palm kernel stearinor olein	20 000	199 270	32 600	313 831
1516209800	Oth fat & oils of ground-nuts, palm oilor coconuts and their fractio	23 200	159 173	55 595	394 131
1516209900	Oth vegetable fats and oils and theirfractions	417 119	3 746 398	593 472	6 077 283
1517100000	Margarine,excl. liquid margarine	87 018	1 490 842	190 748	2 762 764
1517901000	Imitation ghee	8 000	48 002	180 832	1 127 139
1517902000	Liquid margarine	8 280	189 685	38 183	707 564
1517903000	Margarine of a kind use as mouldrelease preparations	0	62	0	769
1517904300	Shortening	26 931	338 968	37 872	664 827
1517904400	Imitation lard	0	1	0	1
1517905000	Solid mixtures or prep of vegetable fats or oils or of their fractions	2 020	450 414	2 339	698 744
1517906200	Liquid mixtures or prep of crude palmoil predominates	100 800	2 446 414	245 952	4 903 550
1517906400	Liquid mixtures or prep of oth palm oilpredominates,packng net w	0	22 860	0	88 011
1517906700	Liquid mixtures or prep of soya-beanoil predominates	0	22 745	0	56 878
1517906900	Liquid mixtures or prep of oth vegetablefats/oil predominates	32 671	344 179	65 323	809 225
1517909000	Oth edible mixtures or prep of animal or vegetable fats or oils	534 184	4 119 018	1 948 875	14 357 171
1518001200	Animal fats&oils,boiled,dehydrated,oxidasd,sulphurisd,blown,poly	0	70 829	0	166 065
1518001400	Ground-nut,soya-bean, palm/coconut oilboiled,dehydrated,oxidas	157 920	1 581 519	266 695	2 758 307
1518001500	Linseed oil&its fract,boiled, oxidised,dehydrated,sulphurised,blow	842	2 794	945	3 308
1518001600	Olive oil&its fract, boiled, oxidised,dehydrated,sulphurised,blown,	1 966	48 637	8 575	85 628
1518001900	Oth vegetbl fat&oils&their fract,boiled,dehydrate,sulphurise,blow	44 195	721 297	94 797	1 509 615
1518002000	Inedible mixtures/preparation of animalfats/oils or of different fat	240 000	1 824 010	301 760	2 367 099
1518003100	Inedible mixtures/preparations of oilpalm fruit/palm kernels fats/c	0	1 552	0	591
1518003500	Inedible mixtures/preparations of ground-nuts fats/oils/of differer	32 000	128 000	42 560	174 800
1518003600	Inedible mixtures/preparations of soya-beans/coconuts fats/oils/c	414 300	2 982 920	491 722	3 667 502
1518003700	Inedible mixtures/preparations of cotton seeds fats/oils/of differ f	1 190	2 040	4 403	7 548
1518003900	Inedible mixtures/preparations of othervegetable fats/oils/of diffe	137 941	852 223	345 503	2 502 103
1518006000	Inedible mixture/preparations of animal/vegetable fats/oils/of the	3 742	27 330	17 869	135 524
1520001000	Crude glycerol	0	27 112	0	129 824
1520009000	Glycerol waters & glycerol lyes	1 800	13 259	5 577	48 240
1521100000	Vegetable waxes(oth.than triglycerides)whether or not refined or	22 865	255 106	221 124	1 494 304
1521901000	Beeswax & oth insect waxes,whether/ notrefined or colored	0	2 500	0	9 976
1522009000	Residues resulting from the treatment offatty substan or animal/v	0	18 356	0	13 771
1601001000	Sausags&smilar prdct of meat,meat offal/blood,prepare of it,in air	87 490	1 141 083	195 359	2 472 657
1601009000	Sausags&smilar prdct of meat,meat offal/blood, not in airtight cor	101 550	594 101	368 692	1 533 646
1602101000	Homogenised preparation of meat, offal/blood cont pork,in airtigh	0	17 197	0	16 515
1602109000	Homogenised preparation of meat, offal/blood,not cont pork,not i	9 300	10 896	11 500	13 500
1602329000	Oth prepared/preserved meat, offal/bloodof fowls of species gallu	7 830	19 535	20 449	47 853
1602390000	Oth prepared/preserved meat,offal/bloodof oth poultry of head 0	67 526	915 586	165 436	1 823 964
1602411000	Hams & cuts thereof of swine,in airtight containers	17 806	52 569	22 052	65 112
1602421000	Shoulders & cuts thereof of swine, inairtight containers	14 387	20 136	17 800	25 000
1602429000	Shoulders & cuts thereof of swine,not in airtight containers	20 138	28 529	24 914	35 424
1602491100	Luncheon meat of swine, in airtightcontainers	17 583	162 872	19 572	358 419
1602491900	Luncheon meat of swine, not in airtightcontainers	0	3 341	0	6 745
1602499900	Oth prepared meat,meat offal/blood ofswine,not in airtight contai	4 258	67 432	9 569	189 569
1602500000	Oth prepared/preserved meat, offal/blood of bovine animals	201 844	1 573 478	972 936	7 917 528
1603001000	Extracts & juices of chicken, w/ herbs	10 654	72 996	48 815	332 516
1603009000	Extracts&juices of oth meat,fish/crusta,molluscs/aquatic invertebr	1 659	90 465	67 873	397 801
1604111000	Salmon, whole/in pieces, not in minced,in airtight containers	0	9 439	0	49 413
1604131100	Sardines, whole/in pieces,not in minced,in airtight containers	34 747	123 591	129 184	467 723
1604139100	Sardinella&brisling/sprats,whole/in piec ,not in minced,in airtight c	87 277	640 995	81 235	723 125
1604139900	Sardinella&brisling/sprats,whole/in piec ,not in minced,not in airt	5 636	14 967	11 995	32 915
1604141100	Tunas,whole/in pieces, not in minced,in airtight container	3 965	172 590	22 928	816 532
1604149000	Tunas,skipjack,bonito,whole/ in pieces,not in minced,not in airtigh	204 000	729 001	928 200	3 448 876
1604151000	Mackerel, whole/in pieces,not in minced, in airtight containers	13 942	260 746	54 351	924 335
1604159000	Mackerel, whole/in pieces,not in minced, not in airtight containers	60 975	788 802	57 544	825 909
1604171000	Eel,whole/in pieces,not in minced, inairtight containers	0	4 823	0	3 661
1604179000	Eel,whole/in pieces,not in minced, notin airtight containers	0	8 500	0	243 925
1604192000	Horse mackerel,whole/in pieces,not inminced, in airtight containe	0	954	0	724
1604193000	Oth fish,whole/in pieces, not in minced, in airtight containers	0	6 276	0	16 981
1604199000	Oth fish,whole/in pieces, not in minced, not in airtight containers	272	5 477	238	17 280
1604202100	Fish sausages,in airtight containers	0	1 460	0	5 986
1604202900	Fish sausages,not in airtight containers	6 700	61 786	6 965	62 341

I.3. IMPOR MENURUT KOMODITI / IMPORT BY HS COMMODITY
***** SEPTEMBER/SEPTEMBER 2014 *****

HS	Uraian Komoditi Commodity Description	Berat Bersih / Net Weight (Kg)		Nilai / Value C.I.F (US\$)	
		Bulan ini Current Month	Kumulatif Cum.Jan. to date	Bulan ini Current Month	Kumulatif Cum.Jan. to date
1604209310	Fish & shrimp ball, frozen, boiled or steamed	190 517	1 225 655	399 387	2 665 362
1604209390	Oth frozen minced fish, boiled/steamed	50 858	875 998	158 377	2 419 735
1604209900	Other prepared/preserved fish, not in airtight containers	112 945	917 178	362 398	2 984 526
1604320000	Caviar substitutes prepared from fish egg	3 272	16 392	2 822	35 946
1605101000	Crabs, prepared, in airtight containers	16 987	17 001	197 916	198 009
1605109000	Crabs, prepared, not in airtight container	20 951	236 903	121 943	573 587
1605211000	Shrimps paste, not in airtight containers	0	20 030	0	388 228
1605219020	Shrimp breaded, not in airtight container	0	16 204	0	37 808
1605219090	Other prepared shrimps&prawns, not in airtight containers	0	35 891	0	278 014
1605291000	Shrimps paste, in airtight containers	13 041	13 041	127 330	127 330
1605299090	Other prepared shrimps&prawn, in airtight containers	6 726	8 632	9 852	22 270
1605400000	Oth crustaceans, prepared/preserved	0	7 347	0	10 763
1605520000	Scallops, incld queen scallops, prepared/preserved	1 463	9 211	1 277	9 969
1605540000	Cuttle fish & squid, prepared/preserved	1 026	4 008	8 009	17 519
1605550000	Octopus, prepared/preserved	962	37 241	831	31 654
1605560000	Clams, cockles & arkshells, prepared/preserved	5 447	65 845	26 818	226 602
1605620000	Sea urchins, prepared/preserved	32	127	28	101
1605630000	Jellyfish, prepared/preserved	134	3 584	116	4 459
1605690000	Oth aquatic invertebrates, prepared/preserved	9 290	106 132	13 619	221 421
1701120000	Beet sugar, raw, not added flavour/colour	0	8	0	7 267
1701130000	Cane sugar, raw, not added flavour/colour	0	52 000 000	0	21 454 680
1701140000	Oth cane sugar, raw, not added flavour/colour	287 583 330	2 443 929 190	124 063 170	1 093 650 570
1701910000	Oth raw sugar, added flavour/colour	0	21 600 000	0	10 942 800
1701991100	Refined sugar, white	2 480 112	47 947 241	1 304 699	26 116 117
1701999000	Chemically pure sucrose, in solid form	0	10 377 190	0	5 287 164
1702110000	Lactose & lactose syrup, lactose_99%, anhydrous lactose, calculated	1 889 751	15 659 492	3 131 437	26 027 631
1702190000	Lactose & lactose syrup, lactose<99%	620 320	2 555 178	920 703	4 458 820
1702200000	Maple sugar & maple syrup	2 268	17 060	4 302	38 719
1702301000	Glucose, no fructose or in dry state w/fructose<20%	2 350 447	30 390 394	1 851 754	21 741 910
1702302000	Glucose syrup, no fructose / in dry state w/ fructose<20%	4 311 952	30 971 523	2 820 337	18 131 370
1702400000	Glucose & glucose syrup, containing 20%_fructose< 50%, excl invert	98 125	1 083 435	85 638	845 859
1702500000	Chemically pure fructose	481 004	7 547 789	611 652	8 070 341
1702601000	Fructose, in dry state w/ fructose>50% excl invert sugar	38 122	662 245	47 971	961 865
1702602000	Fructose syrup, in dry state w/ fructose>50%, excl invert sugar	8 044 328	53 001 859	3 589 412	24 754 695
1702901100	Chemically pure maltose, in dry state w/ fructose 50%	536 002	7 819 005	325 692	4 670 969
1702901900	Maltose syrup, in dry state w/ fructose 50%	114 308	12 628 524	74 858	7 549 521
1702902000	Artificial honey, whether/not mixed with natural honey, in dry w/ fructose	36 723	245 567	130 123	899 290
1702903000	Flavoured/coloured sugars (excl maltose), fructose 50%	77	8 813	245	34 295
1702904000	Caramel, fructose 50%	518 433	4 058 141	687 612	5 279 227
1702909100	Syrup of sugar, in dry state w/ fructose 50%	44 407	180 853	70 099	302 224
1702909900	Other sugar, incl invert sugar and sugar syrup blends, in dry w/ fructose	1 457 912	8 672 629	1 542 092	10 215 802
1703101000	Cane molasses, added flavour/colour matter	5	11	379	474
1703109000	Cane molasses, not added flavour/colour	2	2	36	36
1703901000	Oth molasses result from extract/refined sugar, add flavour/colour	60	8 302	1 645	97 004
1703909000	Oth molasses result from extract/refined sugar, not add flavour/colour	200	65 510 813	18 901	17 342 210
1704100000	Chewing gum, whether/not sugar-coated	41 063	331 069	126 414	1 208 728
1704901000	Medicated pastilles & drops	66 122	973 567	281 939	5 691 945
1704902000	White chocolate, not containing cocoa	19 865	146 233	105 894	823 930
1704909100	Oth sugar confectionery, not cont.cocoa, soft, cont gelatin	499 105	3 611 904	1 843 842	13 314 843
1704909900	Oth sugar confectionery, not cont.cocoa, oth soft, cont gelatin	669 811	5 026 645	1 347 950	15 210 720
1801000000	Cocoa beans, whole/broken, raw/roasted	15 488 128	69 136 596	50 958 369	207 578 876
1803100000	Cocoa paste, not defatted	41 855	262 643	195 142	1 161 363
1803200000	Cocoa paste, wholly/partly defatted	0	964 300	0	2 271 415
1804000000	Cocoa butter, fat & oil	271 220	1 320 807	2 117 175	9 569 258
1805000000	Cocoa powder, not containing add sugar or other sweetening matter	864 324	9 242 910	3 208 941	30 344 306
1806100000	Cocoa powder, containing add sugar or oth sweetening matter	52 542	945 187	246 502	2 483 789
1806201000	Chocolate confectionary in blocks, slab/bars, weight>2kg	444 109	3 364 034	1 709 286	14 167 499
1806209000	Other chocolate, liquid, paste, granular/oth bulk form, packing>2kg	77 965	567 636	247 618	1 597 770
1806311000	Filled chocolate confectionary in blocks, slabs, bars, weight_2kg	77 787	592 793	548 743	4 295 363
1806319000	Other chocolate, in blocks, slabs, bars, filled, weight_2kg	12 265	172 824	136 505	1 020 934
1806321000	Chocolate confectionary in blocks, slabs, bars, not filled, weight_2kg	81 619	841 664	467 171	4 698 909
1806329000	Other chocolate, in blocks, slabs, bars, not filled, weight_2kg	95 029	864 958	42 394	548 979
1806901000	Chocolate confectionary in tablets or pastilles	131 948	673 427	555 623	3 353 743
1806903000	Food preparations of flour, meal, starch, malt extract, cont 40%_cocoa	11	37	97	1 215

I.3. IMPOR MENURUT KOMODITI / IMPORT BY HS COMMODITY
***** SEPTEMBER/SEPTEMBER 2014 *****

HS	Uraian Komoditi Commodity Description	Berat Bersih / Net Weight (Kg)		Nilai / Value C.I.F (US\$)	
		Bulan ini Current Month	Kumulatif Cum.Jan. to date	Bulan ini Current Month	Kumulatif Cum.Jan. to date
1806909000	Oth chocolate and food preparation contcocoa	704 708	3 983 440	3 720 314	23 712 275
1901101000	Preparations for infant use of maltextract, for retail sale	1 023	53 777	4 127	144 900
1901102000	Preparations for infant use of goods ofhead 04.01-04.04, for retail	81 694	1 523 211	767 727	16 093 282
1901103000	Preparations for infant use of soya bean powder, for retail sale	300 677	2 887 309	794 184	8 380 147
1901109100	Medical foods, preparations for infantuse, for retail sale	0	8 698	0	309 072
1901109900	Oth preparations for infant use,w/ cocoa<40%, for retail sale	145 324	726 239	638 695	3 329 105
1901201000	Mixes & doughs of flour, groats, meal,starch/malt extract, not con	69 400	491 514	190 389	1 430 388
1901202000	Mixes & doughs of flour, groats, meal,starch/malt extract, contain	3 851	9 597	7 716	16 542
1901203000	Oth mixes and doughs for prep. ofbakers wares, not containing co	118 855	996 395	336 170	2 457 171
1901204000	Oth mixes and doughs for prep. ofbakers wares, containing cocoa	3 955	46 103	15 531	128 138
1901901900	Oth than medical foods for infantnot put up for retail sale	235 300	987 400	1 055 208	4 488 446
1901902000	Malt extract	938 386	10 711 740	1 522 978	20 516 273
1901903100	Filled milk, of goods of heading04.01 to 04.04	41 342	1 095 908	402 991	5 605 676
1901903200	Oth than filled milk, containing cocoapowder of goods of head. 04	267 487	2 362 140	1 820 278	16 500 154
1901903900	Oth of goods of heading 04.01 to 04.04	738 038	9 603 932	3 675 669	62 831 181
1901904100	Oth soya based preparation, in powderform	1 125	128 581	20 372	374 139
1901904900	Oth soya based preparations, in otherform	4 087	61 765	5 692	94 993
1901909100	Oth soya based preparation Medical foods	0	1 528	0	24 584
1901909910	Kerupuk of shrimps	15 536	48 729	48 161	128 111
1901909990	Oth than kerupuk of shrimps	256 248	5 216 605	833 043	19 043 377
1902110000	Uncooked pasta, not stuffed/otherwiseprepared, containing eggs	31 032	449 936	41 065	621 192
1902192000	Uncooked pasta,not stuffed/otw prep.notcont.eggs,rice vermicelli	47 006	203 451	44 413	258 743
1902193000	Uncooked pasta,not stuffed/otw prep.notcont. eggs, transparent v	6 237	447 099	11 066	564 945
1902194000	Uncooked pasta, not stuffed/otherwiseprepared, not containing e	2 064	32 699	3 211	103 875
1902199000	Uncooked pasta, not stuffed/otherwiseprepared, not containing e	62 106	1 496 789	163 350	2 378 846
1902201000	Stuffed pasta with meat or meat ofal,whether or not cooked or o	0	137 090	0	488 296
1902209000	Stuffed pasta w/o meat/meat ofal,fish,crustac/mollsc,wthr/not cc	0	1 716	0	11 083
1902302000	Oth pasta, instant rice vermicelli	2 015	18 498	6 484	58 581
1902303000	Oth pasta, transparant vermicelli	601 396	3 066 514	658 956	3 368 627
1902304000	Oth pasta, oth instant noodles	196 430	1 111 079	676 179	3 615 701
1902309000	Oth pasta,not instant rice vermicelli,transp vermicelli,oth instant n	75 200	592 372	130 576	980 353
1902400000	Couscous	0	18 004	0	33 745
1903000000	Tapioca&substitutes thf prep fr starch,in flake,grain,pearl,sifting/ s	3 441	57 052	12 647	72 949
1904101000	Prep food obtain by the swell/roastingof cereals/cereal products, c	258 564	3 311 896	851 390	9 798 838
1904109000	Prep food obtain by the swell/roastingof cereal/cereal product,no	148 355	1 548 946	510 588	5 443 156
1904201000	Prepared foods obtained from unroastedcereal flakes	35	22 568	154	57 302
1904209000	Prep food obtain fr mixture f unroastedcereal flake and roast cer f	8 921	89 027	72 570	240 943
1904901000	Rice preparations, includingpre-cooked rice	1 046	119 974	3 803	390 528
1904909000	Oth prepared foods obtainedof cereals or cereal products	50 427	291 116	144 401	1 009 121
1905100000	Crispbread	14 985	136 679	33 616	330 616
1905200000	Gingerbread and the like	8	33	175	870
1905311000	Sweet biscuits not containing cocoa	210 185	2 477 329	1 098 309	8 108 471
1905312000	Sweet biscuits containing cocoa	121 403	1 086 367	821 761	6 368 386
1905320000	Waffles and wafers	111 698	2 467 488	505 399	9 654 482
1905401010	Rusk,toastd bread & sim toasted product,bread crumb nosugar,ho	170 009	1 875 297	245 033	2 565 831
1905401090	Rusk,toastd bread & sim toasted product,not bread crumb nosuga	194	194	456	456
1905409000	Rusk,toastd bread & sim toasted product,bread crumb w/ sugar,hc	16 039	210 623	114 968	1 141 448
1905901000	Unsweetened teething biscuits	0	200	0	1 944
1905902000	Other unsweetened biscuits	4 969	50 672	43 509	230 496
1905903000	Cakes	124 730	647 952	351 225	2 131 570
1905904000	Pastries	797	70 652	3 561	325 293
1905907000	Communion wafers, sealing wafers,rice paper and similar products	0	451	0	5 548
1905908000	Other crisp savoury food products	284 437	1 716 587	1 370 954	9 011 994
1905909000	Other baker wares	355 836	3 414 388	790 255	7 538 675
2001100000	Cucumbers and gherkins,prepared orpre served by vinegar or acet	1 341	30 482	5 927	64 577
2001901000	Onions, prepared/preserved byvinegar or acetic acid	6 005	18 840	17 517	45 418
2001909000	Oth vegetable,fruit,nuts,edible part ofplant prep/presv by vinegar,	27 335	194 956	44 554	425 341
2002101000	Tomatoe,cooked otw than by steam/boilingin water not prep/pres	54 000	311 184	49 020	305 695
2002109000	Tomatoe,not cooked otw thn by steam/boilin water not prep/pres	20 032	148 212	8 578	67 818
2002901000	Tomato paste,not prepared or preservedby vinegar or acetic acid	972 076	7 667 863	1 046 332	8 278 394
2002902000	Oth tomato powder,prepared/preservedotherwise than by vinega	670	1 456	4 121	6 879
2002909000	Other tomatoes, prepared/preservedotherwise than by vinegar/ac	36 520	186 721	59 222	314 434
2003100000	Mushrooms of the genus agaricus, notprep/presrved by vinegar/a	144 360	1 498 287	89 669	1 524 158
2003901000	Truffles, not prepared/preserved byvinegar or acetic acid	0	5 590	0	134 936

I.3. IMPOR MENURUT KOMODITI / IMPORT BY HS COMMODITY
***** SEPTEMBER/SEPTEMBER 2014 *****

HS	Uraian Komoditi Commodity Description	Berat Bersih / Net Weight (Kg)		Nilai / Value C.I.F (US\$)	
		Bulan ini Current Month	Kumulatif Cum.Jan. to date	Bulan ini Current Month	Kumulatif Cum.Jan. to date
2003909000	Oth mushrooms, not prepared/preservedby vinegar or acetic acid	10 341	127 161	9 961	146 758
2004100000	Potatoes, frozen, not preprd/preservedby vinegar or acetic acid	2 641 761	22 105 048	2 843 712	25 763 926
2004909000	Oth vegetables &mixtures of vegetables, frozn, prep/presrv by vine	1 304	169 763	6 695	258 233
2005109000	Hmgns vegetbl not in airtightcontainernot frozn,not prep/presrv k	0	33 031	0	16 221
2005201900	Potat chip&stick no in airtightcontainnot frozn,not prep/presrv by	0	1 961	0	6 403
2005209100	Other potatoes in airtight containers,not frozn,not prep/presrv by	5 500	106 346	29 412	286 098
2005209900	Other potatoe,not in airtightcontainsnot frozn,not prep/presrv by	3 434	29 099	20 521	193 323
2005400000	Peas (pisum sativum), not frozen,notprepared/preservd by vinegar/	43 170	1 156 699	41 244	666 371
2005510000	Beans,shelled, not frozen, not preparedor preserved by vinegar or	31 691	383 904	44 626	540 116
2005591000	Oth bean in airtightcontainr,not froznnot prep/presrv by vinegar/ε	9 244	9 958	6 690	7 376
2005599000	Oth bean not in airtightcontnr,notfroznnot prep/presrv by vinegar	5 344	135 903	13 061	228 131
2005600000	Asparagus, not frozen, not preparedor preserved by vinegar or ace	0	479 691	0	448 362
2005700000	Olives, not frozen, not preparedor preserved by vinegar or acetic ε	1 240	19 747	6 833	81 199
2005800000	Sweet corn-zea mays var.saccharata,notfrozen,not prep by vinega	120 753	954 776	74 638	807 879
2005910000	Bamboo shoots,not frozen,not preparedby vinegar/acid	35 107	87 788	25 244	65 330
2005991000	Oth vegetabl&mixtr of vegt in airtightcontainr,not frozn,not prep k	4 925	111 400	120 206	2 713 640
2005999000	Oth vgtbl&mixtr of vegt not in airtghtcontainr,not frozn,not prep k	97 776	1 220 472	238 750	3 257 961
2006000000	Vegetables,fruit,nuts,fruit-peel &oth parts of plants,preserved by s	46 283	179 203	38 004	267 755
2007100000	Jams, fruit jellies, marmalades, fruit/nut, homogenised preparatio	43 718	433 371	60 132	1 014 277
2007910000	Citrus fruit	2 781	16 820	8 413	58 065
2007991000	Fruit pastes oth than of mango,pineapples or strawberries	90 995	4 433 604	177 201	3 527 515
2007999000	Fruit pastes of mango, pineapplesor strawberries	234 333	3 799 527	458 199	6 159 180
2008111000	Roasted ground nuts, othwise prepared/ preserved	21 331	374 459	59 466	1 006 945
2008112000	Peanut butter, othwise prepared/ preserved	4 783	253 693	15 076	1 185 454
2008119000	Oth ground nuts, othwise prepared/ preserved	3 669	197 517	6 260	342 921
2008191000	Cashew, incl. mixtures,othwiseprepared or preserved	1 849	55 811	9 836	470 964
2008199000	Other nuts and seeds, othwiseprepared or preserved	459 176	2 910 481	972 054	4 752 136
2008200000	Pineapples, othwise prepared/preserved	17 628	35 772	24 700	48 949
2008301000	Citrus fruit,added sugar/oth.sweetningmatter or spirit,otw prepar	124 775	1 077 543	137 752	1 120 177
2008309000	Citrus fruit, no sugar/oth.sweetningmatter or spirit,otw prepared/	598 726	5 559 205	589 483	5 387 333
2008401000	Pears,added sugar/oth.sweeteningmatter or spirit,otw prepared/ε	1 531	28 177	2 906	51 202
2008501000	Apricots,cont added sugar/oth sweetnigmatter/spirit otw prepare	0	3 520	0	6 520
2008601000	Cherries,cont added sugar/oth sweetnigmatter/spirit otw prepare	67 110	402 181	177 094	1 094 036
2008701000	Peaches,cont added sugar/oth sweetningmatter/spirit otw prepar	34 666	158 413	44 069	240 751
2008709000	Peaches, no sugar/oth sweetningmatter/spirit otw prepared/presε	3 051	9 833	8 814	30 730
2008801000	Strawberrie,cont added sugar/oth sweetmatter/spirit otw prepare	7	6 615	39	27 066
2008971000	Mixture of stem,root&oth edible partofplant not incl fruit/nut,otw	0	22 539	0	38 979
2008972000	Mxtre oth of stem,root&oth edible partofplant notincl fruit/nut,ot	44 020	276 669	34 561	412 416
2008979000	Oth mixtures othwise prep./preserved	4 193	46 379	12 748	115 181
2008991000	Lychees, othwise prepared or preserved	172 746	1 247 926	132 317	994 638
2008992000	Longans, othwise prepared or preserved	34 714	84 727	70 400	165 992
2008993000	Stem,root&oth.edible part of plant notinc fruits or nuts, otw prep/	32 000	364 966	36 800	635 545
2008994000	Othwise prepared or preserved,added sugar/sweetening matter o	29 286	199 226	86 640	938 888
2008999000	Othwise prepared or preserved, notadded sugar/sweetening matt	46 676	266 224	65 841	467 026
2009110000	Orange juice, frozen	794 901	5 022 676	1 268 543	9 817 481
2009120000	Orange juice, not frozen, of a brixvalue not exceeding 20	425 873	2 009 424	411 009	2 052 165
2009190000	Other orange juice	17 219	127 373	89 390	432 877
2009210000	Grapefruit (including pomelo) juice,of a brix value not exceeding 2	2 670	39 122	2 114	34 413
2009290000	Other grapefruit juice	34 004	131 773	158 795	737 657
2009310000	Juice of any other single citrusfruit, of a brix value not exceeding 2	4 352	29 160	4 555	50 919
2009390000	Other juice of any other single citrusfruit	11 078	67 121	32 690	303 037
2009410000	Pineapple juice, of a brix value notexceeding 20	13 677	38 404	12 939	44 524
2009490000	Other pineapple juice	42 060	66 950	190 676	224 347
2009500000	Tomato juice	4 057	190 063	3 588	145 253
2009610000	Grape juice (including grape must),of a brix value not exceeding 20	99 543	878 481	226 967	1 843 545
2009690000	Other grape juice	1 424	315 705	1 436	934 270
2009710000	Apple juice, of a brix value notexceeding 20	26 814	145 014	30 642	195 989
2009790000	Other apple juice	43 190	610 826	66 411	1 057 422
2009819000	Cranberry juice not for infant use	11 413	79 035	17 342	405 734
2009891000	Blackcurrant juice	576	29 365	4 031	148 014
2009899100	Oth juice of any oth single fruit /vegetables for infant use	0	1 561	0	6 238
2009899900	Oth juice of any oth single fruit /vegetables not for infant use	97 858	578 449	179 625	957 458
2009901000	Mixtures of juices for instant use	0	1 175	0	5 028
2009909000	Mixtures of juices not for instant use	175 440	810 792	397 596	1 730 209

I.3. IMPOR MENURUT KOMODITI / IMPORT BY HS COMMODITY
***** SEPTEMBER/SEPTEMBER 2014 *****

HS	Uraian Komoditi Commodity Description	Berat Bersih / Net Weight (Kg)		Nilai / Value C.I.F (US\$)	
		Bulan ini Current Month	Kumulatif Cum.Jan. to date	Bulan ini Current Month	Kumulatif Cum.Jan. to date
2101111000	Instant coffee	735 584	7 385 417	4 629 565	47 422 082
2101119000	Extracts, essences and concentrates other than coffee	30 190	265 766	231 788	1 529 993
2101129000	Prep w/ basis extract, essence/concentrates/ w/basis coffee, other than mixture	328 712	3 647 539	2 372 587	25 283 185
2101201000	Tea preparation consisting of a mixture of tea, milk powder and sugar	21 316	138 972	91 147	633 146
2101209000	Other extract, essence, concentrate, of tea or mate & prep. milk powder	191 516	1 405 390	1 672 267	10 657 769
2101300000	Roasted chicory & other roasted coffee substitute, extract, essence & c	227	953	2 187	9 041
2102100000	Active yeasts	155 602	2 214 340	439 642	5 906 059
2102200000	Inactive yeasts; other single-cell microorganisms, dead	411 020	4 139 142	528 067	5 131 988
2102300000	Prepared baking powders	271 764	3 565 208	937 364	10 168 070
2103100000	Soya sauce	1 542 409	9 189 711	1 320 272	8 150 861
2103200000	Tomato ketchup and other tomato sauces	51 376	526 309	89 570	868 130
2103300000	Mustard flour & meal & prepared mustard	14 997	74 602	60 803	316 852
2103901000	Chilli sauce	36	7 042	318	47 197
2103903000	Fish sauce	142 944	853 039	125 075	802 219
2103904000	Other mixed condiments and mixed seasonings, including belachan	17 942	70 992	43 926	184 239
2103909000	Other sauces and preparations thereof; mustard flour & meal & prep	1 600 462	9 845 017	3 804 933	28 410 209
2104101100	Soups and broths & preparation thereof containing meat for infant use	0	3	0	71
2104101900	Soups and broths & preparation thereof containing meat not for infant use	0	61 537	0	205 795
2104109100	Soups and broths & preparation thereof not containing meat for infant use	0	10 000	0	333 001
2104109900	Soups and broths & preparation thereof not containing meat not for infant use	27 450	393 865	83 514	1 364 889
2104201100	Homogenised composite food preparation, containing meat for infant use	0	2 593	0	23 040
2104201900	Homogenised composite food preparation, containing meat not for infant use	0	101	0	3 458
2104209100	Homogenised composite food preparation, not containing meat for infant use	0	8 989	0	79 645
2104209900	Homogenised composite food preparation, not containing meat not for infant use	0	20 866	0	67 901
2105000000	Ice cream and other edible ice, whether or not containing cocoa	440 900	3 669 610	1 078 075	9 747 416
2106100000	Protein concentrates and textured protein substances	825 555	8 790 806	2 089 202	18 831 408
2106901000	Dried bean curd and bean curd sticks	13 030	82 288	24 657	167 942
2106902000	Flavoured or colored syrups	100 481	1 132 104	204 361	3 029 525
2106903000	Non-dairy creamer	8 341 101	56 069 060	15 617 728	111 569 687
2106904100	Autolysed yeast preparations in powder form	109 505	1 205 306	797 033	10 391 094
2106904900	Autolysed yeast preparations not in powder form	71 699	623 900	205 345	2 063 348
2106905100	Non-alcoholic preparation of raw material for the manufacture of composite	31 312	247 772	170 294	1 665 633
2106905200	Non-alcoholic composite concentrates for simple dilution with water	201 882	2 371 265	1 997 026	27 654 986
2106905300	Ginseng based products	4 418	16 697	61 286	332 519
2106905900	Other non-alcoholic preparations used for making / manufacturing	553 331	4 942 548	3 253 678	29 422 833
2106907000	Food supplements	533 141	5 328 341	7 525 688	85 804 039
2106908000	Fortificant premixes	441 720	1 106 723	988 001	3 568 680
2106909100	Other mixtures of chemicals/other substances of a kind used for food	163 638	1 064 153	235 539	1 517 706
2106909200	Ginseng based preparations	3 355	48 130	110 350	501 021
2106909300	Food preparations for lactase deficient infants	150	150	2 238	2 238
2106909400	Other food preparations for infant use	42 848	356 310	469 142	4 089 213
2106909600	Other medical foods	1 285	77 529	47 740	1 127 436
2106909800	Other flavouring preparations	163 457	1 303 098	1 112 620	9 583 887
2106909910	Tempeh	0	6	0	4 347
2106909990	Other food preparations not elsewhere specified or included	1 355 804	10 210 185	6 418 773	61 219 725
2201100010	Mineral waters	315 723	2 116 923	279 335	1 503 661
2201100020	Aerated waters	292	4 611	1 521	8 624
2201909090	Other waters not containing added sugar or other sweetening matter	0	96	0	2 226
2202101000	Sparkling mineral waters and aerated waters, flavoured	76 627	541 405	68 808	544 256
2202109000	Other waters, containing added sugar/other sweetening or flavouring	2 789 981	37 564 582	1 678 583	22 783 955
2202901000	Flavoured ultra-high temperature milk drinks	18 828	1 130 645	29 642	1 609 962
2202902000	Soya milk drinks	1 053 469	7 777 479	684 921	5 241 274
2202903000	Other non-aerated beverage ready for immediate consumption with	3 296 351	20 517 298	3 818 798	23 873 402
2202909000	Other non-alcoholic beverages, excluding fruit or vegetable juices	1 662 230	35 477 921	1 202 030	20 698 399
2203009000	Other beer made from malt, including ale	6 919	264 286	35 500	557 094
2204100000	Sparkling wine	2 702	11 398	27 954	134 965
2204211100	Wine, in containers <= 2 l, alcoholic strength by volume <= 15%	1 787	64 723	18 851	465 983
2204212100	Grape must, in container <= 2 l, alcoholic strength by volume <= 15%	3 967	26 144	38 074	247 237
2204212200	Grape must, in container <= 2 l, alcoholic strength by volume > 15%	0	380	0	2 449
2204291300	Wine, in containers > 2 l, alcoholic strength by volume > 15% & <=	0	9	0	174
2204301000	Other grape must, alcoholic strength by volume <= 15%	54 861	110 363	274 027	562 655
2205101000	Vermouth & other wine, in container <= 2 l, alcoholic strength by volume	0	4 055	0	25 746
2206002000	Sake (rice wine)	0	16 600	0	55 420
2207100000	Undenatured ethyl alcohol of alcoholic	842	1 235 191	3 310	424 091

I.3. IMPOR MENURUT KOMODITI / IMPORT BY HS COMMODITY
***** SEPTEMBER/SEPTEMBER 2014 *****

HS	Uraian Komoditi Commodity Description	Berat Bersih / Net Weight (Kg)		Nilai / Value C.I.F (US\$)	
		Bulan ini Current Month	Kumulatif Cum.Jan. to date	Bulan ini Current Month	Kumulatif Cum.Jan. to date
2207201100	Ethyl alcohol of an alcoholic strength	4 070	23 942	6 812	38 674
2207201900	Oth denatured ethyl alcohol, including	42	256	899	5 872
2207209000	Other ethyl alcohol and other spirits	0	8	0	143
2208205000	Brandy	0	8 182	0	42 764
2208209000	Other spirits obtained by distilling	2 543	50 943	25 604	572 872
2208300000	Whiskies	33 102	285 776	321 842	4 092 915
2208400000	Rum & oth spirit obtained by	2 245	20 049	17 920	132 622
2208500000	Gin & geneva	6 733	29 043	54 129	218 408
2208600000	Vodka	9 147	56 102	72 977	476 973
2208700000	Liqueurs & cordials	6 695	32 837	50 737	312 572
2208909000	Other spirituous beverages	1 109	14 179	10 583	110 446
2209000000	Vinegar and substitutes for vinegar obtained from acetic acid	60 489	477 335	78 276	716 392
2301100000	Flours, meals & pellets, of meat / meatoffal: greaves	7 536 921	47 785 063	6 522 402	37 435 904
2301201000	Flours,meal&pellet,of fish w/ a proteincontent weight <60% /crust	1 656 000	10 703 445	1 599 986	9 879 826
2301202000	Flours,meal&pellet,of fish w/ a proteincontent weight >=60% /cru:	3 653 750	14 588 563	4 682 112	19 771 212
2301209000	Oth flours,meals&pellets unfit for humanconsumpsion	3 774 677	25 800 985	4 854 217	28 028 550
2302100000	Bran, sharps and other residues of maize(corn)	81 551	1 550 121	86 880	1 388 913
2302300000	Bran, sharps and other residues of wheat	332 590	2 816 639	152 021	1 120 977
2302500000	Bran, sharps and other residues ofleguminous plants	1 228 500	5 051 620	376 867	1 654 843
2303101000	Residues of starch manufacture of manioc(cassava) or sago	0	31 508	0	71 747
2303109000	Other residues of starch and similarresidues	29 770 740	219 071 149	25 049 568	185 096 730
2303300000	Brewing or distilling dregs and waste	27 766 379	194 826 918	7 853 835	64 104 739
2304001000	Defalted soya been flour, fit for humanconsumpsion	437 500	4 472 907	355 479	3 364 510
2304009000	Oil-cake&other solid residues, fromextraction of soyabean oil	351 122 930	2 915 733 366	194 864 240	1 722 878 089
2306300000	Oil-cake and other solid residues ofsunflower seeds	10 259	86 409	16 526	47 519
2306411000	Oil-cake and other solid residues of lowerucic acid rape seeds	732 219	6 912 801	220 694	2 015 246
2306412000	Oil-cake and other solid residues of lowerucic acid colza seeds	0	415 148	0	188 186
2306491000	Oil-cake and other solid residues of othrape seeds	13 090 449	112 255 175	3 720 225	32 066 336
2306492000	Oil-cake and other solid residues of othcolza seeds	205 236	1 035 866	55 291	284 289
2306500000	Oil-cake and other solid residues ofcoconut/copra	85 000	984 500	5 678	66 223
2306901000	Oil-cake and other solid residues ofmaize (corn) germ	4 155 985	17 734 658	3 418 156	14 354 349
2306909000	Other oil-cake and other solid residues	2 165 720	14 966 818	428 170	3 130 635
2308000000	Vegetable materials and waste, residuesof a kind used in animal fe	17 439	449 472	8 862	273 230
2309101000	Dog or cat food, put up for retail sale,containing meat	2 205 571	18 202 017	2 410 149	20 155 227
2309109000	Dog or cat food, put up for retail sale,not containing meat	1 511 533	7 759 639	2 088 880	11 516 381
2309901100	Complete feed of a kind suitable forpoultry	383 699	1 941 056	233 686	1 212 138
2309901200	Complete feed of a kind suitable forswine	4 305 972	28 830 826	2 205 053	13 698 563
2309901300	Complete feed of a kind suitable forprawns	228 006	1 747 023	206 682	2 144 561
2309901400	Complete feed of a kind suitable forprimates	0	57 441	0	60 459
2309901900	Other complete feed	260 902	1 701 493	242 640	2 058 781
2309902000	Premixes, feed supplements and feedadditives for animal	3 509 536	31 641 220	10 446 017	97 067 472
2309903000	Other preparations of a kind used inanimal feeding, containing me	27 477 161	222 734 154	19 313 335	146 440 704
2309909000	Other preparations of a kind used inanimal feeding, not containin	22 039 266	146 664 724	18 514 817	118 030 360
2401101000	Virginia tobacco, not stemmed/stripped,flue-cured	99 405	9 824 366	1 283 330	55 427 977
2401104000	Burley tobacco, not stemmed/stripped	0	1 466 531	0	6 322 376
2401105000	Oth tobacco, not stemmed/stripped,flue-cured	0	1 330 639	0	6 705 641
2401109000	Oth tobacco, not stemmed/stripped, notflue-cured	1 354 272	15 629 262	11 227 371	96 961 590
2401201000	Virginia tobacco, partly or whollystemmed/stripped,flue-cured	2 391 849	18 496 815	13 971 510	103 398 114
2401202000	Virginia tobacco, partly or whollystemmed/stripped,not flue-curec	20 531	406 102	43 331	2 005 142
2401203000	Oriental tobacco, partly or whollystemmed/stripped	650 896	8 829 582	5 519 141	62 293 630
2401204000	Burley tobacco, partly or wholly stemmed/stripped	1 310 065	3 762 245	8 433 926	25 785 424
2401205000	Oth tobacco, partly or wholly stemmed/stripped, flue-cured	4 741	50 740	535 133	6 223 029
2401209000	Oth tobacco, partly or wholly stemmed/stripped,not flue-cured	746 300	7 065 163	5 089 181	47 686 629
2401301000	Tobacco stems	667 959	3 491 925	353 652	4 186 781
2401309000	Other tobacco refuse	0	1 274 722	0	1 669 055
2402100000	Cigars, cheroots and cigarillos,containing tobacco	10 849	74 535	183 554	1 100 681
2402201000	Beedies	734	764	23 044	24 527
2402202000	Clove cigarettes	0	969	0	49 901
2402209000	Other cigarettes containing tobacco	51 474	478 953	1 412 408	11 157 631
2402902000	Cigarettes of tobacco substitutes	334	10 811	2 245	426 870
2403110000	Water pipa tobacco	0	27	0	1 581
2403191900	Not ang hoon, packed for retail sale	131	606	8 700	18 586
2403192000	Oth manufactured tobacco for themanufacture of cigarette	1 129 210	7 876 094	6 820 184	48 254 828
2403199000	Other smoking tobacco, whether or notcontaining tobacco substit	0	129 894	0	1 294 005

I.3. IMPOR MENURUT KOMODITI / IMPORT BY HS COMMODITY
***** SEPTEMBER/SEPTEMBER 2014 *****

HS	Uraian Komoditi Commodity Description	Berat Bersih / Net Weight (Kg)		Nilai / Value C.I.F (US\$)	
		Bulan ini Current Month	Kumulatif Cum.Jan. to date	Bulan ini Current Month	Kumulatif Cum.Jan. to date
2403919000	Homogenised or reconstituted tobacco,packed not for retail sale	268 724	2 706 004	789 247	8 140 338
2403991000	Tobacco extracts and essences	0	751	0	5 319
2403999000	Oth manufactures tobacco & manufacturedtobacco substitutes	67 753	1 620 509	610 003	12 075 242
2501001000	Table salt	107	930	4 015	28 215
2501002000	Rock salt	1 783	11 677	9 029	60 757
2501009010	Oth salt cont. at least 94.7% sodiumchloride calculated on a dry ba	310 202 381	1 763 410 259	13 962 652	81 223 435
2501009090	Other salt and sea water	85 936	665 773	17 142	93 497
2502000000	Unroasted iron pyrites	60 000	206 000	24 200	80 440
2503000000	Sulphur of all kinds, oth than sublimed,precipitated and colloidal s	35 449 093	275 697 076	6 726 079	54 850 470
2504100000	Natural graphite, in powder or in flakes	1 659 347	8 850 592	563 634	3 265 939
2504900000	Natural graphite,not in powder nor inflakes	88 007	626 656	48 472	980 199
2505100000	Silica sands and quartz sands	2 219 049	34 635 969	409 111	4 906 309
2505900000	Other natural sands,whether/not coloredother than metal-bearing	125 274	12 700 328	134 497	1 899 514
2506100000	Quartz	540 399	4 363 300	103 040	765 971
2506200000	Quartzite	364 800	2 491 225	64 480	530 445
2507000000	Kaolin and other kaolinic clays,whetheror not calcined	10 958 400	91 866 408	3 457 760	28 492 786
2508100000	Bentonite	3 848 633	248 879 126	1 922 339	28 252 783
2508300000	Fire-clay	1 235 922	8 388 567	560 826	3 561 645
2508401000	Fuller's earth	1 096 897	12 669 535	246 243	3 129 842
2508409000	Other clays	2 721 373	46 635 873	1 623 688	19 628 308
2508500000	Andalusite, kyanite and sillimanite	159 000	1 371 499	72 527	738 336
2508600000	Mullite	640 548	2 342 212	230 781	876 777
2508700000	Chamotte or dinas earths	147 090	2 051 631	68 993	815 873
2509000000	Chalk	9 774	329 227	20 245	425 122
2510101000	Apatite, unground	98 893	713 855	121 480	977 164
2510109000	Oth natural calcium phosphates,naturalaluminium calcium phosph	212 160 000	1 040 697 541	27 424 123	139 272 712
2510209000	Oth natural calcium phosphates,naturalaluminium calcium phosph	0	333 720	0	801 655
2511100000	Natural barium sulphate (barytes)	33 202 526	92 877 577	5 465 166	17 985 219
2512000000	Siliceous fossil meals and similarsiliceous earths	607 226	3 856 006	367 723	2 492 497
2513100000	Pumice stone	407	93 007	2 101	230 958
2513200000	Emery, natural corundum, natural garnetand other natural abrasiv	609 947	14 357 010	334 643	5 965 256
2514000000	Slate, whether or not roughly trimmed ormerely cut	127 601	1 464 901	57 652	592 644
2515110000	Marble and travertine, crude or roughlytrimmed	181 560	4 672 517	39 202	805 280
2515121000	Marble and travertine, merely cut into blocks	4 793 617	27 709 183	1 449 953	8 432 276
2515122000	Marble and travertine, merely cut into slabs	2 442 499	26 677 758	1 213 845	12 617 362
2515200000	Ecaussine & other calcareous monumentalor building stone; alaba	0	40 761	0	2 550
2516110000	Granite, crude or roughly trimmed	0	1 538	0	4 100
2516121000	Granite, merely cut into blocks	2 014 126	9 659 379	639 219	2 351 866
2516122000	Granite, merely cut into slabs	1 482 436	10 064 073	690 690	3 860 812
2516201000	Sandstone,crude or roughly trimmed	0	228 022	0	49 554
2516202000	Sandstone,merely cut into blocks orslabs	31 684	177 686	8 002	89 035
2516900000	Other monumental or building stone	29 976	343 935	4 426	181 676
2517100000	Pebbles, gravel, broken/crushed stonewhether or not heat treatec	67 023 080	255 454 689	842 720	3 851 064
2517200000	Macadam of slag, dross or similarindustrial waste	0	17	0	661
2517300000	Tarred macadam	0	420	0	813
2517410000	Granules, chippings and powder of marble	168 000	1 635 757	24 129	267 376
2517490000	Granules, chippings & powder of stoneswhether or not heat treatec	314 532	8 347 454	92 616	3 122 004
2518100000	Dolomite, not calcined or sintered	433 000	3 511 683	48 871	390 281
2518200000	Dolomite, calcined or sintered	3 884 240	19 153 626	494 126	2 632 214
2518300000	Dolomite, ramming mix	96 000	604 957	20 736	134 064
2519100000	Natural magnesium carbonate (magnesite)	308 774	1 929 146	101 390	659 557
2519901000	Fused magnesia; dead-burned magnesia	1 102 552	10 920 869	228 245	3 222 000
2519902000	Oth magnesium oxide, whether or not pure	3 898 402	34 845 903	1 432 775	14 057 213
2520100000	Gypsum, anhydrite	193 026 565	1 490 908 292	6 492 614	49 970 933
2520201000	Plasters, of a kind use suitable for usein dentistry	0	97 652	0	55 607
2520209000	Other plasters	3 208 403	22 280 859	451 622	3 769 875
2521000000	Limestone flux; limestone and othercalcareous stone of lime or ce	40 500 000	330 743 479	958 500	7 746 916
2522100000	Quicklime	2 464 616	35 605 734	309 658	4 141 175
2522200000	Slaked lime	1 282 134	25 758 557	179 693	3 935 261
2522300000	Hydraulic lime	0	311 598	0	75 799
2523101000	Cement clinkers, for white cement	5 432	38 507 598	8 910	2 046 085
2523109000	Other cement clinkers	109 500 000	1 449 968 934	5 436 500	74 930 992
2523210000	Portland cement, white cement, whetheror not artificially colore	122	122	2 812	2 812
2523291000	Portland cement, coloured cement	5 905 000	316 721 200	332 668	20 895 001

I.3. IMPOR MENURUT KOMODITI / IMPORT BY HS COMMODITY
***** SEPTEMBER/SEPTEMBER 2014 *****

HS	Uraian Komoditi Commodity Description	Berat Bersih / Net Weight (Kg)		Nilai / Value C.I.F (US\$)	
		Bulan ini Current Month	Kumulatif Cum.Jan. to date	Bulan ini Current Month	Kumulatif Cum.Jan. to date
2523299000	Other portland cements	0	45 720 000	0	2 397 319
2523300000	Aluminous cement	47 600	441 093	26 466	429 173
2523900000	Other hydraulic cements	158 946 166	944 736 942	11 861 223	71 073 286
2524900000	Other asbestos	9 945 499	83 926 649	5 874 302	51 907 786
2525100000	Crude mica and mica rifted into sheets or splittings	4 363	4 631	7 030	9 736
2525200000	Mica powder	261 448	2 143 827	402 716	3 168 116
2526100000	Natural steatite, not crushed, not powdered	287 235	828 235	60 914	174 524
2526201000	Talc powder, crushed or powdered	8 351 330	68 349 631	2 272 652	18 475 018
2526209000	Oth natural steatite, crushed/powdered	150 138	1 765 003	56 231	796 434
2528000000	Natural borates and concentrates; natural boric acid containing < 8%	120 000	1 409 381	79 560	892 823
2529100000	Feldspar	18 153 419	265 478 213	2 128 887	21 041 089
2529210000	Fluorspar, containing by weight 97% or less of calcium fluoride	578 412	4 841 921	178 650	1 293 577
2529220000	Fluorspar, containing by weight more than 97% of calcium fluoride	214 857	1 059 771	158 088	720 569
2529300000	Leucite; nepheline & nepheline syenite	176 500	2 234 862	47 852	768 578
2530100000	Vermiculite, perlite and chlorites, unexpanded	281 857	3 153 253	156 277	1 297 458
2530201000	Kieserite	17 729 330	143 230 944	2 926 955	25 002 637
2530202000	Epsomite	1	7	5	561
2530901000	Zirconium silicates of a kind used as opacifiers	252 038	8 342 420	322 855	2 785 715
2530909000	Other mineral substances not elsewhere specified or included	4 239 573	24 712 794	795 218	5 093 690
2601110000	Iron ores and concentrates, other than roasted iron pyrites : non ag	348 839 006	2 442 547 381	28 784 245	250 808 213
2601120000	Iron ores and concentrates, other than roasted iron pyrites : agglon	0	53 093 019	0	9 752 805
2601200000	Roasted iron pyrites	288 139	2 183 230	102 918	700 809
2602000000	Manganese ores & concentrates, including ferruginous manganese,	5 521 000	44 831 412	1 255 026	6 220 216
2603000000	Copper ores and concentrates	0	10 149 719	0	19 998 774
2604000000	Nickel ores and concentrates	0	1	0	1
2606000000	Aluminium ores and concentrates	68 087	330 213	42 778	226 731
2607000000	Lead ores and concentrates	0	25 618	0	46 584
2608000000	Zinc ores and concentrates	1 222	5 371	16 540	79 586
2609000000	Tin ores and concentrates	13 165	719 891	111 536	1 861 063
2610000000	Chromium ores and concentrates	423 930	3 717 870	170 018	1 470 118
2611000000	Tungsten ores and concentrates	1	2 840	6	218 459
2613100000	Molybdenum ores and concentrates, roasted	0	7	0	4 560
2613900000	Molybdenum ores and concentrates, not roasted	0	1	0	182
2614001000	Titanium ores and concentrates, ilmenite ores and concentrates	26 000	69 068	24 700	95 026
2614009000	Titanium ores and concentrates, other than ilmenite ores & con	433 100	3 992 727	392 732	4 041 832
2615100000	Zirconium ores and concentrates	667 263	6 006 267	808 394	7 935 311
2615900000	Niobium, tantalum or vanadium ores and concentrates	26 707	232 268	59 584	526 175
2616900000	Precious metal ores other than silver ores and concentrates	129	1 358	641	280 618
2617100000	Antimony ores and concentrates	6 244	51 141	34 958	326 880
2617900000	Other ores and concentrates	304	214 020	1 440	110 761
2618000000	Granulated slag (slag sand) from the manufacture of iron or steel	0	38	0	448
2620290000	Slag, ash & residues containing mainly lead, not leaded gasoline sludges &	76	76	557	557
2620400000	Slag, ash & residues containing mainly aluminium	0	454	0	1 878
2620991000	Slag & hardhead of tin	0	72	0	153
2620999000	Other slag, ash & residues, containing metals, arsenic, or their com	0	201	0	1 285
2621900000	Seaweed ash (kelp)	21 000	21 000	25 477	25 477
2701110000	Anthracite	33 155 000	117 643 098	3 512 681	15 902 173
2701121000	Bituminous coal: coking coal	218 886 000	1 363 589 967	27 050 062	182 900 205
2701129000	Bituminous coal: not coking coal	20 000	30 941 877	16 200	5 148 257
2701190000	Other coal, whether or not pulverised but not agglomerated	69 960	55 876 832	25 903	8 880 697
2701200000	Briquettes, ovoids & similar solid fuels manufactured from coal	57 472	2 085 949	15 270	521 721
2702100000	Lignite, whether or not pulverised, but not agglomerated	0	85 398	0	90 834
2702200000	Agglomerated lignite	0	74 166	0	169 399
2703001000	Peat, whether or not compressed into bales, but not agglomerated	71 994	368 725	14 672	87 407
2704001000	Coke & semi-coke of coal	7 176 484	142 220 009	1 989 734	37 673 877
2704003000	Retort carbon	1 982 580	5 833 693	468 784	1 532 844
2705000000	Coal gas, water gas, producer gas and similar gases other than petrol	158	5 251	3 332	31 979
2706000000	Tar distilled from coal, from lignite or from peat & other mineral tar	4 132 743	43 882 633	2 344 819	25 691 954
2707200000	Toluol (toluene)	1 071	13 849	7 076	78 727
2707300000	Xylol (xylenes)	755 658	819 521	880 047	1 005 165
2707400000	Napthalene	87 370	1 468 253	146 496	2 159 622
2707500000	Oth aromatic hydrocarbon mix. of >= 65% by vol, distils at 250.c, AS	4 465 248	18 180 007	5 277 155	22 868 683
2707910000	Creosote oils	16 000	1 243 083	33 685	929 446
2707991000	Carbon black feedstock	0	5 024	0	13 692

I.3. IMPOR MENURUT KOMODITI / IMPORT BY HS COMMODITY
***** SEPTEMBER/SEPTEMBER 2014 *****

HS	Uraian Komoditi Commodity Description	Berat Bersih / Net Weight (Kg)		Nilai / Value C.I.F (US\$)	
		Bulan ini Current Month	Kumulatif Cum.Jan. to date	Bulan ini Current Month	Kumulatif Cum.Jan. to date
2707999000	Other products of the distilled of hightemperature coal tar	783 896	17 607 519	1 352 107	19 452 207
2708100000	Pitch	3 770 970	19 805 215	2 485 050	13 117 870
2709001000	Crude petroleum oil	1 089 202 445	12 183 592 714	875 551 189	10 316 675 611
2709009000	Other petroleum oil, crude	13 600	87 608	17 408	126 268
2710121100	Motor spirit, of RON 97 and above,leaded	457	890 642	2 438	16 462
2710121200	Motor spirit, of RON 97 and above,unleaded	0	9 578	0	41 137
2710121400	Motor spirit, of RON 90 and above, butbelow RON 97, unleaded	77 658 584	609 735 793	78 918 137	655 538 369
2710121600	Other motor spirit, unleaded	1 264 644 155	10 136 395 503	1 249 485 651	10 528 883 455
2710122000	Aviation spirit, not of a kind used asjet fuel	287 670	1 902 463	679 762	4 227 828
2710124000	White spirit	1 188 932	8 383 899	1 391 050	9 635 860
2710125000	Low aromatic solvents containing byweight <= 1 % aromatic conte	2 727 196	23 099 442	4 260 118	34 669 656
2710126000	Other solvent spirits	2 753	5 979	26 822	47 030
2710127000	Naphtha, reformat and oth preparationsof a kind used for bledin	102 719 496	1 035 941 714	97 803 686	1 006 344 522
2710128000	Other Alfa olefins	12 100	76 664	26 605	185 387
2710129000	Other petroleum oil, light oil & otherthan crude	2 815 471	12 003 929	3 699 470	16 264 076
2710192000	Topped crudes	1 526 203	9 737 434	2 234 667	14 683 956
2710193000	Carbon black feedstock	0	70 611 313	0	39 594 412
2710194100	Lubricating oil basestock	19 501 818	161 056 676	21 639 249	185 476 519
2710194200	Lubricating oils for aircraft engines	605	3 608 572	2 920	7 099 010
2710194300	Other lubricating oils	12 153 175	91 671 081	25 116 443	194 837 130
2710194400	Lubricating greases	1 079 464	9 611 886	9 315 237	38 182 836
2710195000	Hydraulic brake fluid	398	49 887	5 346	109 943
2710196000	Transformer and circuit breakers oils	237 608	12 306 908	338 214	17 972 535
2710197100	Automotive diesel fuel	608 285 777	5 115 783 006	515 842 604	4 570 012 589
2710197200	Other diesel fuel	304 945 371	1 903 658 461	261 035 171	1 721 605 130
2710197900	Other fuel oils	39 289 234	283 442 077	24 627 150	180 429 382
2710198100	Aviation turbine fuel (jet fuel) havinga flash point of 23-c or more	0	4 243	0	1 250
2710198200	Aviation turbine fuel (jet fuel) havinga flash point of less than 23-c	114 472 926	484 529 419	119 368 128	525 987 746
2710198910	Normal paraffin	23 317 936	94 191 320	29 332 771	118 559 256
2710198990	Other medium oils and preparations	166 762	11 040 731	245 366	3 449 670
2710199000	Other of diesel fuel, fuel oils	3 176 078	35 109 738	5 230 436	56 073 021
2710200000	Petroleum oils and obtained frombituminous minerals(oth then cr	0	5 005	0	21 270
2710910000	Waste oil, containing PCBs, PCTs or PBBs	290	2 921	13 027	51 059
2710990000	Other waste oils	0	13 601	0	21 374
2711120000	Liquid propane	143 296 055	1 216 875 026	114 926 426	1 096 690 748
2711130000	Liquid butanes	172 294 561	1 378 549 603	139 758 482	1 248 673 592
2711141000	Liquid ethylene	69 317	472 929	184 367	1 147 398
2711149000	Liquid propylene, butylene & butadiene	4 364	41 717	35 622	287 154
2711190000	Other liquid petroleum gas	0	5 010 226	0	5 526 429
2711219000	Natural gas in gaseous state not kindused as a motor fuel	0	110	0	575
2711290000	Oth natural gas in gaseous state	3 594	18 509	128 259	474 729
2712100000	Petroleum jelly	291 021	2 504 127	573 280	5 406 068
2712200000	Paraffin wax containing by weight < 0.75% of oil	925 770	7 690 370	1 227 953	9 613 900
2712901000	Other paraffin wax containing by weight>= 0.75% of oil	1 492 919	8 909 903	2 209 887	13 113 627
2712909000	Microcrystalline petroleum wax, slackwax, ozokerite, lignite wax, p	213 705	2 122 806	601 092	7 087 132
2713110000	Petroleum coke, not calcined	20 656 510	43 156 800	9 470 455	19 963 037
2713120000	Petroleum coke, calcined	5 351 942	27 332 625	2 525 408	13 659 207
2713200000	Petroleum bitumen	92 541 426	579 857 591	53 587 869	344 019 635
2714100000	Bituminous or oil shale and tar sands	0	19 566	0	10 547
2714900000	Asphalites and asphaltic rocks	865 349	20 581 487	565 896	12 378 169
2715000000	Bituminous mix. based on natural asphalt on natural bitumen, on p	114 795	8 278 277	191 630	7 364 473
2716000000	Electrical energy	86	3 450	18 333	203 011
2801100000	Chlorine	96 720	1 385 725	66 838	780 913
2801200000	Iodine	1	23 733	682	437 851
2801300000	Fluorine; bromine	8 486	42 941	1 460 262	2 506 537
2802000000	Sulphur, sublimed or precipitated,collodial sulphur	24 544 434	144 749 011	4 983 362	32 580 945
2803002000	Acetylene black	335 583	3 526 872	879 529	9 626 319
2803004010	Rubber grade of other carbon black	13 768 670	112 165 494	14 962 981	121 427 856
2803004090	Other rubber grade of other carbon black	163 352	2 430 171	254 411	3 259 586
2803009000	Other acetylene black of other carbon	2 878 688	34 600 749	3 695 425	46 808 215
2804100000	Hydrogen	184 221	1 552 668	62 863	530 746
2804210000	Argon	550 356	5 544 279	468 421	4 914 821
2804290000	Other rare gases	140 296	1 181 381	376 792	2 905 057
2804300000	Nitrogen	802 069	7 392 812	202 916	1 780 165

I.3. IMPOR MENURUT KOMODITI / IMPORT BY HS COMMODITY
***** SEPTEMBER/SEPTEMBER 2014 *****

HS	Uraian Komoditi Commodity Description	Berat Bersih / Net Weight (Kg)		Nilai / Value C.I.F (US\$)	
		Bulan ini Current Month	Kumulatif Cum.Jan. to date	Bulan ini Current Month	Kumulatif Cum.Jan. to date
2804400000	Oxygen	498 222	5 434 652	101 048	1 343 776
2804500000	Boron; tellurium	40	17 948	1 686	41 161
2804610000	Silicon, containing by weight >= 99.99%	13 305	114 359	1 511 760	13 726 714
2804690000	Silicon, containing by weight < 99.99%	1 415 776	11 414 873	3 119 391	25 203 287
2804700000	Phosphorus	15 683	161 776	332 991	2 788 776
2804800000	Arsenic	24 002	106 002	26 837	131 653
2804900000	Selenium	746	36 143	28 364	791 178
2805110000	Sodium	112 584	992 622	209 659	1 637 812
2805120000	Calcium	0	221 151	0	907 716
2805190000	Other alkali or alkaline-earth metals	51 949	1 012 109	1 533 267	10 790 759
2805300000	Rare-earth metals, scandium & yttriumwhether or not intermixed	999	7 482	7 600	61 528
2805400000	Mercury	51	645	14 370	96 836
2806100000	Hydrogen chloride (hydrochloric acid)	125 413	6 747 140	55 225	1 491 278
2806200000	Chlorosulphuric acid	2	40	44	498
2807000000	Sulphuric acid; oleum.	26 109 899	335 685 916	947 143	10 037 627
2808000000	Nitric acid; sulphonitric acids	983 711	11 767 786	478 323	5 270 519
2809100000	Diphosphorus pentaoxide	3	52 287	54	76 676
2809203100	Hypophosphoric acids, food grade	132 932	3 137 732	117 028	2 947 779
2809203900	Phosphoric acids, hypophoric acids,except Hypophosphoric acids; i	1 747 117	22 250 912	1 506 577	19 854 199
2809209100	Hypophosphoric acids, not food grade	1 802	270 940	29 576	391 045
2809209900	Phosphoric acids, hypophoric acids,except Hypophosphoric acids; i	10 392 703	130 426 792	8 449 632	94 521 440
2810000000	Oxide of boron; boric acids	289 165	3 487 371	279 600	3 177 577
2811110000	Hydrogen fluoride (hydrofluoric acid)	242 023	1 062 991	248 760	1 115 471
2811191000	Arsenic acid	1 152	13 305	7 279	57 903
2811199010	Sulphamic acid	250 303	4 121 993	141 721	2 397 843
2811199090	Other inorganic acids, exept sulphamicacid, Arsenic acid and hydr	21 458	87 525	63 538	462 733
2811210000	Carbon dioxide	1 513 039	7 759 734	627 260	3 051 752
2811221000	Silica powder	3 109 076	30 012 541	3 021 484	26 630 628
2811229000	Other Silicon powder	1 271 959	11 899 266	1 601 638	12 194 981
2811291000	Diarsenic pentaoxide	0	6	0	675
2811292000	Sulphur dioxide	892	56 589	15 268	124 340
2811299000	Other inorganic oxygen compounds of nonmetals	96 646	845 477	333 767	2 189 118
2812100000	Chlorides and chloride oxides	197 904	978 202	374 972	1 843 355
2812900000	Other halides and halide oxides ofnon metals	5 608	39 353	567 068	2 445 537
2813100000	Carbon disulphide	639 274	8 075 610	479 168	6 663 212
2813900000	Other sulphides of non-metal	2 300	6 118	95 580	281 042
2814100000	Anhydrous ammonia	6 337 785	59 034 032	3 636 101	32 194 763
2814200000	Ammonia in aqueous solution	6 441	87 050	14 050	246 482
2815110000	Sodium hydroxide (caustic soda), solid	2 223 001	23 221 860	1 113 842	11 670 019
2815120000	Sodium hydroxide (caustic soda),in aqueous solution(lye or liquid s	5 072 296	5 397 624	1 105 061	1 557 689
2815200000	Potassium hydroxide (caustic potash)	1 102 759	12 948 364	1 119 819	13 334 919
2815300000	Peroxides of sodium or potassium	5 015	37 014	11 133	234 032
2816100000	Hydroxide and peroxide of magnesium	57 995	1 011 503	156 623	1 737 310
2816400000	Oxides, hydroxides & peroxides,of strontium or barium	12 500	218 525	86 972	959 463
2817001000	Zinc oxide	1 236 712	7 596 962	2 421 465	14 745 000
2817002000	Zinc peroxide	5 685	297 598	43 778	768 331
2818100000	Artificial corundum, whether or notchemically defined	376 591	3 666 233	320 479	3 046 981
2818200000	Aluminium oxide, other than artificialcorundum	55 765 427	434 780 802	20 737 602	151 882 569
2818300000	Aluminium hydroxide	3 695 295	95 951 933	1 406 555	28 845 450
2819100000	Chromium trioxide	60 131	539 338	254 616	2 229 820
2819900000	Other chromium oxides and hidroxides	20 459	341 335	77 409	1 771 997
2820100000	Manganese dioxide	1 868 846	16 446 296	2 997 093	25 753 353
2820900000	Other manganese dioxide	128 338	1 374 436	138 211	1 374 557
2821100000	Iron oxides and hydroxides	1 019 248	7 452 283	1 415 211	11 683 128
2821200000	Earth colors containing >=70% by weightof combined iron evaluat	0	14 831	0	8 504
2822000000	Cobalt oxides and hydroxides, commercialcobalt oxides	10 200	154 565	252 570	2 533 670
2823000000	Titanium oxides	966 613	5 945 695	2 851 042	18 534 749
2824100000	Lead monoxide (litharge, massicot)	22	96 394	1 041	467 788
2824900000	Red lead and orange lead	80	14 937	10 928	85 097
2825100000	Hydrazine, hydroxylamine, and theirinorganic salt	136 426	769 055	441 681	2 840 622
2825200000	Lithium oxide and hydroxide	5 240	46 819	36 519	396 917
2825300000	Vanadium oxides and hydroxides	0	41 930	0	688 124
2825400000	Nickel oxides and hydroxides	18 867	189 492	265 504	2 427 795
2825500000	Copper oxides and hydroxides	116 274	789 060	728 943	5 175 847

I.3. IMPOR MENURUT KOMODITI / IMPORT BY HS COMMODITY
***** SEPTEMBER/SEPTEMBER 2014 *****

HS	Uraian Komoditi Commodity Description	Berat Bersih / Net Weight (Kg)		Nilai / Value C.I.F (US\$)	
		Bulan ini Current Month	Kumulatif Cum.Jan. to date	Bulan ini Current Month	Kumulatif Cum.Jan. to date
2825600000	Germanium oxides and zirconium dioxide	13 299	60 618	331 783	1 461 523
2825700000	Molybdenum oxides and hydroxides	2 145	14 972	13 406	268 487
2825800000	Antimony oxides	60 851	635 033	552 663	5 103 515
2825900000	Other peroxides	17 373	212 268	145 880	1 370 941
2826120000	Fluorides of aluminium	0	5 737	0	21 160
2826190000	Other fluorides	84 136	983 729	74 042	831 776
2826300000	Sodium hexafluoroaluminate(synthetic cryolite)	29 500	157 303	18 695	86 517
2826900000	Other complex fluorine salt.	209 946	1 329 694	350 961	2 704 038
2827100000	Ammonium chloride	547 659	19 302 779	95 189	2 339 900
2827201000	Calcium chloride, commercial grades	1 226 600	7 163 246	317 205	1 920 780
2827209000	Calcium chloride, not commercial grades	858 622	4 976 175	228 450	1 653 598
2827310000	Other chlorides of magnesium	316 382	1 457 266	288 540	1 159 341
2827320000	Other chlorides of aluminium	1 689 555	15 132 073	608 391	5 951 924
2827350000	Other chlorides of nickel	13 972	122 922	80 889	752 820
2827391000	Other chlorides of barium or of cobalt	2 026	118 846	8 280	315 544
2827392000	Other chlorides of iron	47 522	485 060	53 202	392 658
2827399000	Other chlorides	342 698	2 563 623	456 327	2 998 073
2827410000	Chloride oxides & chloride hydroxides,of copper	40 100	76 278	218 655	514 653
2827490000	Other chloride oxides & chloridehydroxides	318 893	3 050 470	243 376	2 641 638
2827510000	Bromides of sodium or of potassium	145 614	681 086	392 351	1 730 056
2827590000	Other bromides of sodium or of potassium	46 308	431 709	102 405	679 828
2827600000	Iodides and iodide oxides	5 287	69 824	90 977	1 430 913
2828100000	Commercial calcium hypochlorite & othercalcium hypochlorites	198 209	1 602 280	201 157	1 637 911
2828901000	Sodium hypochlorite	12 841	122 686	5 156	58 555
2828909000	Other hypochlorite	253 974	1 376 534	233 977	1 390 301
2829110000	Chlorates of sodium	960 000	8 780 082	694 444	6 545 765
2829190000	Other chlorates	205 640	2 600 448	231 439	3 163 209
2829901000	Sodium perchlorite	12	86 861	489	122 200
2829909000	Other perchlorites; bromates andperbromates: iodates and perioic	16 699	72 352	77 168	1 323 914
2830100000	Sodium sulphides	303 200	4 289 206	170 105	2 393 579
2830901000	Cadmium sulphide or zinc sulphide	5	155 624	276	228 114
2830909000	Polysulphides, whether or not chemically defined	1 656	98 821	16 094	399 061
2831100000	Dithionites and sulphyoxylates of sodium	750 542	6 866 207	1 091 317	9 989 553
2831900000	Other dithionites and sulphyoxylates	22 907	216 921	32 355	476 264
2832100000	Sodium sulphites	2 159 223	15 572 443	883 066	6 622 881
2832200000	Other sulphites	69 706	434 771	39 905	245 692
2832300000	Thiosulphates	51 075	545 172	18 950	270 284
2833110000	Disodium sulphate	10 389 284	165 858 128	1 240 683	20 224 634
2833190000	Other sodium sulphates	54 302	483 640	65 719	652 213
2833210000	Magnessium sulphate	4 350 296	50 105 933	697 333	7 822 648
2833221000	Aluminium sulphate :commercial grade	0	60 014	0	88 886
2833229000	Aluminium sulphate: not commercial grade	25 257	111 690	9 050	90 088
2833240000	Nickel sulphate	72 550	481 387	387 006	2 610 904
2833250000	Copper sulphate	1 161 209	12 447 488	2 539 468	26 163 590
2833270000	Barium sulphate	108 847	1 479 734	165 347	1 484 808
2833292000	Tribasic lead sulphate	122 593	913 350	147 542	1 174 287
2833293000	Other sulfat of chromium	261 563	3 852 943	177 657	2 244 111
2833299000	Other sulfat	933 500	7 643 188	593 167	4 573 553
2833300000	Alums	2 019	106 789	4 273	65 008
2833400000	Peroxosulphates (persulphates)	123 636	1 434 619	127 851	1 763 850
2834100000	Nitrites	209 129	1 910 056	119 921	967 205
2834210000	Potassium nitrates	541 125	2 054 409	491 485	1 785 548
2834291000	Nitrates of bismuth	25 001	66 286	51 557	181 946
2834299000	Other nitrates	83 455	2 006 359	108 560	2 619 762
2835100000	Phosphinates (hypophosphites)and phosphonates (phosphites)	120 827	793 221	552 091	2 922 138
2835220000	Phosphates of mono- or disodium	132 477	1 204 619	197 310	1 526 373
2835240000	Phosphates of potassium	736 514	4 558 872	1 278 749	8 352 179
2835251000	Calcium hydrogenothphosphate ("dicalciumphosphate"); feed gra	6 072 650	43 175 581	2 504 802	18 682 665
2835259000	Calcium hydrogenothphosphate ("dicalciumphosphate"); unfeed g	104 682	860 697	202 965	1 498 345
2835260000	Other phosphates of calcium	2 572 804	18 082 598	1 543 151	10 614 453
2835291000	Other phosphates of trinatrium	83 631	1 185 036	73 431	559 523
2835299000	Other phosphates	64 048	841 081	159 926	1 665 011
2835311000	Sodium triphosphate(sodium tripolyphosphate); food grade	319 500	1 949 799	436 815	2 547 242
2835319000	Sodium triphosphate(sodium tripolyphosphate); unfood grade	56 689	1 722 855	129 643	2 059 179

I.3. IMPOR MENURUT KOMODITI / IMPORT BY HS COMMODITY
***** SEPTEMBER/SEPTEMBER 2014 *****

HS	Uraian Komoditi Commodity Description	Berat Bersih / Net Weight (Kg)		Nilai / Value C.I.F (US\$)	
		Bulan ini Current Month	Kumulatif Cum.Jan. to date	Bulan ini Current Month	Kumulatif Cum.Jan. to date
2835391000	Tetranatrium pirofosfat	93 149	1 029 877	157 295	1 957 764
2835399000	Other polyphosphates	1 103 127	6 002 970	2 034 552	11 548 704
2836200000	Disodium carbonate	13 744 231	628 112 231	3 428 944	150 804 304
2836300000	Sodium hydrogencarbonate(sodium bicarbonate)	7 491 917	63 437 169	2 034 171	18 475 469
2836400000	Potassium carbonates	918 327	9 101 381	998 006	9 637 899
2836500010	Calcium carbonate; food or pharmaceutical grade	636 827	5 513 286	452 361	3 632 310
2836500090	Calcium carbonate; not food or pharmaceutical grade	5 408 304	43 094 102	2 059 510	16 711 129
2836600000	Barium carbonate	227 390	3 037 906	291 376	2 799 948
2836910000	Lithium carbonates	21 769	89 713	36 120	243 445
2836920000	Strontium carbonate	136 000	1 038 714	114 400	878 461
2836991000	Commercial ammonium carbonate	683 113	3 712 922	176 125	1 112 431
2836992000	Lead carbonates	0	43	0	742
2836999000	Other calcium carbonate	376 779	4 391 094	376 582	5 323 504
2837110000	Cyanides and cyanide oxides, of sodium	1 110 510	6 013 070	2 643 741	16 198 886
2837190000	Other cyanides and cyanide oxides	134	37 616	1 765	300 507
2837200000	Complex cyanides	0	7	0	11 678
2839110000	Sodium metasilicates	556 144	3 497 692	258 747	1 613 291
2839191000	Sodium silicates	2 711 739	35 494 704	764 040	10 185 973
2839199000	Other silicates of sodium; commercial alkali metal silicates	819 713	15 612 381	494 297	7 153 558
2839900000	Other silicates; commercial alkali metal silicates	981 905	5 794 597	945 057	6 743 545
2840110000	Anhydrous; disodium tetraborate(refined borax)	40 000	101 694	37 240	103 462
2840190000	Other disodium tetraborate(refined borax)	11 997 200	61 286 185	6 527 674	33 694 123
2840200000	Other borates	0	517 524	0	881 923
2840300000	Peroxoborates (perborates)	0	20 893	0	58 659
2841300000	Sodium dichromate	21 807	318 162	46 114	506 240
2841500000	Other chromates and dichromates, peroxochromates	20 232	62 713	82 375	295 065
2841610000	Potassium permanganate	20 000	167 864	57 000	439 496
2841690000	Other manganites, manganite	0	19 745	0	104 586
2841700000	Molybdates	3 804	45 452	48 980	482 762
2841800000	Tungstates (wolframates)	549	11 816	3 603	75 387
2841900000	Other salts of oxometallic or peroxometallic acids	413 191	1 640 880	320 174	1 916 988
2842100000	Double/complex silicates, including aluminosilicates w. or not chemicals	2 306 814	18 460 692	1 293 141	10 290 168
2842901000	Sodium arsenite	300	5 578	2 127	171 801
2842902000	Copper and/or chromium salts	2 754	5 880	5 502	21 779
2842903000	Other fulminates, cyanates and thiocyanates	1 461	2 841	4 028	20 554
2842909000	Other salts of inorganic acids/peroxoacids including aluminosilicates, other than	90 561	881 759	244 932	2 686 569
2843100000	Colloidal precious metals	11 634	38 106	372 979	2 638 670
2843210000	Silver nitrate	174	18 385	28 855	587 508
2843290000	Other silver compounds	453	7 181	252 407	1 924 413
2843300000	Gold compounds	114	2 847	490 522	2 299 212
2843900000	Other amalgams and other compound colloidal precious metals	121	4 286	15 526	441 422
2844209000	Ceramics products & mixtures containing uranium enriched in U-235	0	1 506	0	2 278
2844401100	Radium and its salts	0	232	0	62 285
2844401900	Other radioactive elements & isotopes & compounds, radioactive	1 081	8 684	110 691	897 327
2844409000	Ceramic products & mixtures containing isotope or compound, radioactive	1 667	11 044	1 103 630	4 849 040
2845100000	Heavy water (deuterium oxide)	1	237	90	1 610
2845900000	Other isotopes other than those heading 28.44	627	5 959	3 183	30 589
2846100000	Cerium compounds	4 880	43 343	48 809	544 654
2846900000	Other compounds, inorganic or organic of rare-earth metal	10 844	138 429	78 463	907 643
2847001000	Liquid hydrogen peroxide, whether or not solidified with urea	993 031	13 654 572	479 743	5 870 946
2847009000	Other hydrogen peroxide, whether or not solidified with urea or other	90 386	470 848	71 092	406 949
2848000000	Phosphides, whether or not chemically defined excluding ferrophosphides	0	58 820	0	297 315
2849100000	Carbides, whether or not chemically defined of calcium	458 271	6 555 822	329 236	4 008 828
2849200000	Carbides, whether or not chemically defined of silicon	283 036	1 396 344	381 028	2 455 948
2849900000	Carbides, whether or not chemically defined of other material	26 516	1 294 972	276 804	1 812 963
2850000000	Hydrides, nitrides, azides, silicides and borides, other than compounds	2 663	69 615	43 692	289 292
2852101000	Mercury sulphate whether chemically defined	0	319	0	21 872
2852109000	Inorganic or organic compounds of mercury chemically defined	81	490	54 528	115 687
2852901000	Mercury tellurates, not chemically defined	61	340	665	4 302
2852909000	Inorganic or organic compounds of mercury not chemically defined	509	8 905	5 706	70 150
2853000000	Other inorganic compounds (including distilled/conductivity water of similar)	261	94 466	5 241	73 374
2901100000	Saturated acyclic hydrocarbons.	632 992	7 672 751	934 986	11 655 292
2901210000	Ethylene	47 312 374	480 296 071	70 232 390	687 186 587
2901220000	Propene (propylene)	21 637 649	193 264 242	29 158 242	264 629 846

I.3. IMPOR MENURUT KOMODITI / IMPORT BY HS COMMODITY
***** SEPTEMBER/SEPTEMBER 2014 *****

HS	Uraian Komoditi Commodity Description	Berat Bersih / <i>Net Weight</i> (Kg)		Nilai / <i>Value C.I.F</i> (US\$)	
		Bulan ini <i>Current Month</i>	Kumulatif <i>Cum.Jan. to date</i>	Bulan ini <i>Current Month</i>	Kumulatif <i>Cum.Jan. to date</i>
2901230000	Butene (butylene) and isomers thereof	2 406 288	25 703 972	3 411 370	38 072 699
2901240000	Buta-1, 3-diene and isoprene	785 381	11 034 596	1 099 141	15 074 080
2901291000	Acetylene	6 188	126 987	7 139	159 335
2901299010	Linier alpha olefin	39 340	3 622 277	15 261	4 580 591
2901299090	Other acyclic hydrocarbons	101 951	206 415	213 967	775 658
2902110000	Cyclohexane	12 932	201 724	33 651	401 417
2902190000	Other cyclanes	193 948	2 029 147	441 449	4 476 710
2902200000	Benzene	13 133 480	128 607 891	17 856 368	172 702 087
2902300000	Toluene	9 091 310	83 618 156	11 013 123	97 631 993
2902410000	O-xylene	358	15 692 194	3 746	20 750 729
2902420000	M-xylene	1	7	167	1 315
2902430000	P-xylene	85 744 236	674 704 586	114 434 830	892 807 799
2902440000	Mixed xylene isomers	3 286 742	35 585 940	3 809 430	41 320 842
2902500000	Styrene	692 660	4 255 021	1 139 084	7 195 148
2902600000	Ethylbenzene	2	165	200	1 449
2902700000	Cumene	0	1 728 667	0	3 004 814
2902901000	Dodecylbenzene	700	182 229	2 480	392 695
2902902000	Alkylbenzenes	6 209	143 573	8 496	384 513
2902909000	Other cyclic hydrocarbons.	660 847	7 975 107	1 534 659	12 079 192
2903111000	Methyl chloride	37 730	658 732	27 797	773 087
2903120000	Dichloromethane (methylene chloride)	960 987	8 656 362	648 167	5 308 073
2903130000	Chloroform (trichloromethane)	84	30 317	1 790	189 211
2903150000	Ethylene dichloride (ISO)1,2-dichloroethane	0	1 408	0	21 525
2903191000	1,2-dichloroethane (ethylene dichloride) and dichlorobutates	0	3 133	0	13 997
2903199000	Other Saturated chlorinated derivativesof acyclic hydrocarbons	24 183	184 922	47 272	417 541
2903210000	Vinyl chloride (chloroethylene)	13 221 697	75 612 707	12 606 684	72 396 428
2903220000	Trichloroethylene	215 429	1 321 715	230 960	1 383 605
2903230000	Tetrachloroethylene (perchloroethylene)	20 078	818 041	24 268	1 014 338
2903290000	Other unsaturated chlorinatedderivatives of acyclic hydrocarbons	62 500	539 642	237 196	2 010 568
2903310000	Ethylene dibromide (iso)(1,2-dibromoethane)	0	43 149	0	147 135
2903391000	Methyl bromide	64 000	233 991	428 800	1 054 092
2903399000	Oth fluorinated, brominated/iodinatedderivative of acyclic hydroc	151 207	829 920	291 522	2 149 372
2903710000	Chlorodifluoromethane	487 577	2 268 813	1 134 294	5 213 635
2903720000	Diclorotrifluoroethanes	0	103 216	0	615 404
2903730000	Diclorofluoroethanes	68 974	747 806	142 250	1 539 392
2903740000	Chlorodifluoroethanes	38 880	214 426	127 368	761 662
2903750000	Dicloropentafluoropropanes	0	31 782	0	546 601
2903770000	Other, perhalogenated only with fluorine and chlorine	5	67 691	75	134 157
2903780000	Other perhalogenated derivatives	0	46 138	0	45 265
2903790000	Oth halogenated derivatives of acyclichydrocarbons cont. two/mc	0	2	0	110
2903810000	1, 2, 3, 4, 5, 6-hexachlorocyclohexane(HCH (ISO)), incl. lindane (ISC	0	343	0	1 274
2903890000	Other halogenated derivatives of cyclanic cyclenic/cycloterpenic h	3 000	8 000	22 800	48 030
2903910000	Chlorobenzene, o-dichlorobenzene andp-dichlorobenzene	437 051	3 510 178	722 935	5 841 854
2903990000	Oth halogenated derivatives of aromatchydrocarbons	96 252	519 060	207 702	1 375 410
2904100000	Derivatives containing only sulphogroups their salts and ethyl este	561 703	4 561 313	1 044 924	8 843 534
2904201000	Trinitrotoluene	126 000	126 000	420 840	420 840
2904209000	Oth derivatives containing only nitro or only nitroso groups	3	16 816	63	43 229
2904900000	Oth sulphonated, nitrated or nitrosatedderivatives of hydrocarbor	82 133	486 912	233 392	1 227 494
2905110000	Methanol (methyl alcohol)	50 739 264	456 855 904	20 231 495	149 599 365
2905120000	Propan-1-ol(propyl alcohol) &propan-2- ol (isopropyl alcohol)	3 434 600	19 733 868	4 814 799	27 340 036
2905130000	Butan-1-ol (n-butyl alcohol)	5 595 681	26 399 287	7 115 315	33 794 995
2905140000	Other butanols	1 100 302	5 456 207	1 373 947	6 874 944
2905160000	Octanol (octyl alcohol) and isomersthereof	1 209 067	25 995 345	1 889 239	39 230 931
2905170000	Dodecan-1-ol (lauryl alcohol), hexadecan-1-ol, and octadecan-1-ol	42 843	483 205	157 004	1 321 621
2905190000	Other saturated monohydric alcohols	1 225 768	4 992 592	1 691 687	8 107 201
2905220000	Acyclic terpene alcohols	82 670	1 141 975	629 733	8 553 610
2905290000	Other unsaturated monohydric alcohols	14 404	145 212	98 099	1 308 472
2905310000	Ethylene glycol (ethanediol)	47 148 774	354 359 772	50 980 416	379 798 004
2905320000	Propylene glycol (propane-1, 2- diol)	3 100 422	26 714 931	5 555 622	46 257 793
2905390000	Other diols	157 136	2 708 747	481 493	7 678 783
2905410000	2-ethyl-2-(hydroxymethyl) propane-1,3-(trimethylolpropane)	63 268	386 327	178 088	948 701
2905420000	Pentaerythritol	428 104	3 727 869	690 769	6 267 578
2905430000	Mannitol	18 440	250 017	79 801	1 266 830
2905440000	D-glucitol (sorbitol)	317 552	2 523 929	234 287	1 985 938

I.3. IMPOR MENURUT KOMODITI / IMPORT BY HS COMMODITY
***** SEPTEMBER/SEPTEMBER 2014 *****

HS	Uraian Komoditi Commodity Description	Berat Bersih / Net Weight (Kg)		Nilai / Value C.I.F (US\$)	
		Bulan ini Current Month	Kumulatif Cum.Jan. to date	Bulan ini Current Month	Kumulatif Cum.Jan. to date
2905450000	Glycerol	226 214	1 814 175	308 755	2 622 791
2905490000	Other polyhydric alcohols	37 957	477 305	172 413	1 977 425
2905590000	Other halogenated, sulphonated, nitrated derivatives of acyclic alcohols	43 036	239 179	190 416	1 279 143
2906110000	Menthol	67 682	913 961	1 386 998	21 089 720
2906120000	Cyclohexanol, methylcyclohexanols and dimethylcyclohexanols	0	1 856	0	13 887
2906130000	Sterols and inositols	17 068	205 532	343 569	4 062 316
2906190000	Other cyclanic, cyclenic/cycloterpenic	46 189	395 074	720 392	6 736 154
2906210000	Benzyl alcohol	20 045	397 404	49 470	1 093 341
2906290000	Other aromatic	60 427	500 685	430 676	3 764 817
2907110000	Phenol (hydroxybenzene) and its salts	3 119 122	15 102 733	5 275 198	23 944 537
2907120000	Cresols and their salts	19 177	455 963	69 173	1 396 219
2907130000	Octylphenol, nonylphenol and their isomers, salts thereof	212 427	1 987 657	412 475	3 988 881
2907150000	Naphthols and their salts	12 659	147 144	53 957	484 479
2907190000	Other monophenols	85 084	827 468	366 128	3 040 785
2907210000	Resorcinol and its salts	16 320	328 253	94 895	1 783 639
2907220000	Hydroquinone (quinol) and its salts	32 845	367 335	270 885	3 003 277
2907230000	4,4-isopropylidenediphenol (bisphenol a, diphenylolpropane) and	53 225	388 075	81 072	716 578
2907291000	Phenol-alcohols	8 127	56 072	47 447	264 424
2907299000	Other polyphenols; phenol-alcohols	96 384	442 840	238 950	1 941 046
2908110000	Pentachlorophenol (ISO)	0	41	0	919
2908190000	Other derivatives containing only halogen substituents and their salts	15 000	186 606	112 510	1 394 754
2908910000	Dinoseb (ISO) and its salts	20 000	159 416	82 000	641 590
2908920000	4,6-dinitro-o-cresol (DNOC) (ISO) and its salts	11 200	31 548	50 877	156 901
2908990000	Other halogenated, sulphonated, nitrated or nitrosated deriv. of phenols	728	48 505	15 122	599 763
2909110000	Diethyl ether	1 827	16 898	11 488	78 299
2909190000	Other acyclic ethers and their halogenated, sulphonated, nitrated or	23 213	309 027	64 108	705 271
2909200000	Cyclanic, cyclenic or cycloterpenic ethers & their halogenated, sulphonated,	8 739	41 961	180 225	601 751
2909300000	Aromatic ethers & their halogenated, sulphonated, or nitrosated derivatives	77 883	635 711	621 820	5 415 244
2909410000	2,2-oxydiethanol (diethylene glycol, diglycol)	55	1 026 407	588	1 264 945
2909430000	Monobutyl ethers of ethylene glycol or of diethylene glycol	1 158 241	13 230 673	1 684 413	19 801 301
2909440000	Other monoalkylethers of ethylene glycol or of diethylene glycol	823 154	4 505 658	1 569 190	8 851 997
2909490000	Other ether-alcohols, their halogenated, sulphonated, nitrated derivatives	580 630	4 952 806	1 942 978	15 428 385
2909500000	Ether-phenols, ether-alcohol-phenols & their halogenated, nitrated	14 710	214 540	362 120	3 274 343
2909600000	Alcohol peroxides, ether peroxides, ketone peroxides & their halogenated	110 809	1 219 145	352 422	3 911 626
2910100000	Oxirane (ethylene oxide)	15 150	79 760	53 025	375 989
2910200000	Methyloxirane (propylene oxide)	2 714 385	19 368 855	4 863 984	34 348 251
2910300000	1-chloro-2,3-epoxypropane (epichlorohydrin)	828	597 133	107 219	1 696 232
2910900000	Other epoxides, epoxyalcohols, epoxyphenols & their halogenated	4	3 702	1 369	146 380
2911000000	Acetals & hemiacetals, whether or not with other oxygen function	33 776	272 147	118 671	1 049 021
2912119000	Other methanal (formaldehyde)	0	411	0	29 518
2912120000	Ethanal (acetaldehyde)	1	7 746	75	340 129
2912191000	Butanal	58 426	397 971	205 353	2 133 142
2912199000	Other acyclic aldehydes without other oxygen function	79 677	1 234 776	352 531	3 315 077
2912210000	Benzaldehyde	13	24 479	359	91 287
2912290000	Other cyclic aldehydes without other oxygen function	99 851	1 039 535	935 528	8 364 261
2912410000	Vanillin (4-hydroxy-3-methoxybenzaldehyde)	36 620	438 978	351 543	5 304 659
2912420000	Ethylvanillin (3-ethoxy-4-hydroxybenzaldehyde)	15 720	198 797	254 387	3 286 668
2912490010	Aldehyde-alcohols	16 484	52 548	55 324	400 467
2912490090	Other aldehyde-ethers, aldehyde-phenols & aldehydes with other oxygen function	9 601	52 933	146 340	727 685
2912500000	Cyclic polymers of aldehydes	2 025	20 540	16 682	173 596
2912600000	Paraformaldehyde	1 022 076	7 182 551	924 214	7 119 361
2913000000	Halogenated, sulphonated, nitrated or nitrosated deriv. of products	20 454	39 669	28 237	56 050
2914110000	Acetone	1 125 283	13 289 750	1 373 715	16 170 426
2914120000	Butanone (methyl ethyl ketone)	3 110 642	22 141 851	4 696 217	32 168 616
2914130000	4-methylpentan-2-one (methyl isobutyl ketone)	394 450	2 393 897	706 658	4 334 406
2914190000	Other acyclic ketones without other oxygen function	16 510	146 986	164 582	820 594
2914220000	Cyclohexanone and methylcyclohexanones	244 934	2 340 727	517 565	4 944 841
2914230000	Ionones and methylionones	36 206	154 192	431 377	1 909 176
2914291000	Camphor	15 742	303 371	89 747	1 724 131
2914299000	Other cyclanic, cyclenic or cycloterpenic ketones without other oxygen function	98 709	997 279	1 979 369	12 516 150
2914390000	Other aromatic ketones without other oxygen function	12 358	268 008	180 931	1 279 488
2914400000	Ketone-alcohols and ketone-aldehydes	30 649	387 322	193 264	2 040 025
2914500000	Ketone-phenols & ketones without other oxygen function	43 421	289 033	862 168	4 500 835
2914610000	Anthraquinone	0	20 312	0	179 062

I.3. IMPOR MENURUT KOMODITI / IMPORT BY HS COMMODITY
***** SEPTEMBER/SEPTEMBER 2014 *****

HS	Uraian Komoditi Commodity Description	Berat Bersih / Net Weight (Kg)		Nilai / Value C.I.F (US\$)	
		Bulan ini Current Month	Kumulatif Cum.Jan. to date	Bulan ini Current Month	Kumulatif Cum.Jan. to date
2914690000	Other quinones	178	7 091	55 069	722 938
2914700000	Halogenated, sulphonated, nitrated ornitrosated derivatives	9 965	85 296	112 752	831 938
2915110000	Formic acid	323 292	2 296 691	260 506	2 044 323
2915120000	Salts of formic acid	399 177	1 957 142	154 401	1 064 455
2915130000	Esters of formic acid	16 654	175 900	58 139	587 449
2915210000	Acetic acid	9 398 222	84 161 056	5 598 557	48 048 457
2915240000	Acetic anhydride	13 630	111 568	27 743	197 546
2915291000	Sodium acetate; cobalt acetates	49 275	824 513	59 195	1 098 129
2915299000	Other acetic acid and its salts	190 089	1 630 359	848 697	6 771 392
2915310000	Ethyl acetate	3 985 759	19 623 294	4 046 447	20 226 323
2915320000	Vinyl acetate	10 614 201	34 911 775	14 616 586	43 475 109
2915330000	n-butyl acetate	559 998	3 839 444	710 177	4 791 803
2915360000	Dinoseb (iso) acetate	600	1 200	3 270	6 540
2915391000	Isobutyl acetate	6 834	237 966	48 595	909 257
2915392000	2-Ethoxyethyl acetate	0	27	0	642
2915399000	Other esters of acetic acid	1 205 019	10 660 666	2 439 562	22 884 879
2915400000	Mono-, di- or trichloroacetic acids, their salts and esters	261 257	2 490 078	291 804	2 537 244
2915500000	Propionic acids, its salts and esters	363 909	3 435 294	905 058	7 775 094
2915600000	Butanoic acids, pentanoic acids, theirsalts and esters	217 567	2 986 382	671 164	7 394 540
2915701000	Palmitic acid, its salts and esters	235 599	2 100 609	536 583	3 899 834
2915702000	Stearic acid	42 453	867 788	100 890	1 681 203
2915703000	Salts and esters of stearic acid	430 367	4 080 958	904 933	8 266 776
2915901000	Acetyl chloride	3 264	143 649	35 657	577 723
2915902000	Lauric acid, myristic acid, their saltsand esters	1 186 378	7 756 003	2 026 496	12 873 766
2915909000	Oth saturated acyclic monocarboxylicacid and their anhydrides, ha	123 480	2 184 426	630 172	8 593 086
2916110000	Acrylic acid and its salts	536 682	5 906 104	1 052 269	11 534 493
2916120000	Esters of acrylic acid	3 579 626	21 977 859	6 336 502	41 058 436
2916130000	Methacrylic acid and its salts	133 854	938 601	346 858	2 446 971
2916141000	Methyl methacrylate	4 757 168	37 701 906	10 076 307	77 770 720
2916149000	Other esters of methacrylic acid	313 733	2 472 605	1 072 934	7 798 575
2916150000	Oleic,linoleic or linolenic acids,theirsalts and esters	85 973	555 631	193 424	1 360 485
2916160000	Binapacryl (ISO)	0	1	0	2 167
2916190000	Oth unsaturated acyclic monocarboxylicacids, their anhydrides,hal	249 436	1 790 684	896 334	8 819 181
2916200000	Cyclanic/cycloterpenic, monocarbo acids, their anhyd,halid,peroxy	34 285	737 259	2 279 020	25 493 168
2916310000	Benzoic acid, its salts and esters	754 326	5 493 402	1 490 479	10 544 865
2916320000	Benzoyl peroxide and benzoyl chloride	47 506	801 870	130 385	1 527 464
2916340000	Phenylacetic acid and its salt	9	1 190	534	14 598
2916391000	2,4-dichlorophenyl acetic acid & itsalts and esters	269 938	1 317 285	825 153	3 998 703
2916392000	Esters of phenylacetic acid	5 732	24 958	30 235	311 003
2916399000	Oth aromatic monocarboxylic acids,theiranhyd,halide&peroxi,per	85 736	480 649	789 177	4 575 952
2917110000	Oxalic acid, its salts and esters	58 958	714 684	69 572	789 600
2917121000	Diocetyl adipata, ita salts and esters	327 654	2 394 981	582 249	4 329 000
2917129000	Oth adipic acid, its salts and esters,oth than dioctyl adipata	86 642	548 352	172 843	1 194 931
2917130000	Azelaic acid, sebacic acid, their saltsand esters	49 517	301 850	201 205	1 269 177
2917140000	Maleic anhydride	495 878	2 315 798	877 237	4 082 485
2917190000	Other acyclic polycarboxylic acids,their anhyd,halid,peroxid&perox	149 479	1 040 650	365 824	3 024 909
2917200000	Cyclanic, cyclenic or cycloterpenic polycarboxylic acids, their anhyd	87 808	1 317 525	212 110	2 989 825
2917320000	Diocetyl orthophthalates	349 912	3 321 206	578 276	5 038 224
2917330000	Dinonyl or didecyl orthophthalates	56 827	803 888	150 606	1 919 312
2917341000	Dybutyl orthophthalatas	17 410	478 964	39 583	953 354
2917349000	Other esters of orthophthalic acid	125 347	1 338 855	227 350	2 947 950
2917350000	Phthalic anhydride	3 549 967	34 619 145	4 481 946	46 561 500
2917360000	Terephthalic acid and its salts	2 000 519	3 154 588	2 080 578	3 207 982
2917370000	Dimethyl terephthalate	36	200 183	302	275 418
2917391000	Triocetyltrimellitate	308 104	2 138 136	540 600	4 478 847
2917392000	Oth phthalic compoud of kind used asplasticisers&ester of phthalic	46	139 443	2 182	262 855
2917399000	Oth aromatic polycarboxylic acids, their anhydrides, halides & per	819 196	6 903 601	1 497 575	11 467 255
2918110000	Lactic acid, its salts and esters	293 708	2 346 812	682 214	5 259 974
2918120000	Tartaric acid	35 792	234 918	121 604	735 906
2918130000	Salts and esters of tartaric acid	169 369	748 291	401 831	1 663 242
2918140000	Citric acid	2 589 386	28 356 344	2 415 161	25 597 982
2918151000	Calcium citrata	153 563	1 412 973	238 302	2 250 983
2918159000	Other salts and esters of citric acid	953 743	6 147 128	1 294 728	8 017 907
2918160000	Gluconic acid, its salts and esters	664 777	4 555 915	634 416	4 519 292

I.3. IMPOR MENURUT KOMODITI / IMPORT BY HS COMMODITY
***** SEPTEMBER/SEPTEMBER 2014 *****

HS	Uraian Komoditi Commodity Description	Berat Bersih / Net Weight (Kg)		Nilai / Value C.I.F (US\$)	
		Bulan ini Current Month	Kumulatif Cum.Jan. to date	Bulan ini Current Month	Kumulatif Cum.Jan. to date
2918190000	Oth carboxylic acids w/ alcohol func butw/o oth oxygen func, their	39 616	517 853	110 745	1 877 634
2918210000	Salicylic acid and its salts	52 848	388 916	167 728	1 228 828
2918220000	O-acetylsalicylic acid,its salts andesters	9 600	228 304	62 280	875 429
2918230000	Oth ester of salicylic acid and theirsalts	203 973	1 741 687	826 893	6 580 635
2918291000	Alkyl sulphonic ester of phenol	3 504	59 071	48 344	335 962
2918299000	Oth carboxylic acids w/ phenol func butw/o oxygen func,their anhy	58 034	514 393	349 244	4 061 410
2918300000	Carboxylic acids w/ aldehjde/ketone func but w/o oxygen func & i	101 794	689 953	1 167 004	7 193 600
2918910000	2,4,5-t(ISO) (2,4,5-trichlorophenoxyacetic acid), its salt & esters	36 000	174 764	99 900	479 690
2918990000	Oth carboxylic acid w/ oxygen func&halid,anhyd,peroxid,peroxyac	43 295	862 591	516 202	6 972 847
2919100000	Tris(2,3-dibromopropyl) phosphate	0	79 228	0	375 472
2919900000	Oth phosphoric ester & their salts inclactophosphates,their halog	31 233	427 177	110 863	1 288 153
2920110000	Parathion (ISO) & parathion-methyl (ISO) (metylparathion)	5 425	77 431	42 957	815 933
2920190000	Oth thlophosphoric esters and theirsalts,their halogeneted,nitrate	28 995	627 554	59 244	1 170 446
2920901000	Dimethyl sulphate (dms)	41 784	394 234	37 773	698 093
2920909000	Oth esters of oth inorganic acids of nonmetal&their salts,than dim	20 767	1 250 060	53 725	2 033 198
2921110000	Methylamine, di- or trimethylamine andtheir salts	209 828	1 419 987	427 615	2 816 162
2921190000	Oth acyclic monoamines &their derivative,salts thereof	771 140	8 325 298	1 842 193	20 066 907
2921210000	Ethylenediamine and its salts	359 552	2 901 238	972 417	7 014 901
2921220000	Hexamethylenediamine and its salts	30 208	239 860	138 363	1 053 745
2921290000	Oth acyclic polyamines &their derivative; salt thereof	471 614	3 508 024	1 286 790	10 328 705
2921300000	Cyclanic, cyclenic /cycloterpenic mono/polyamines&their derivati	1 032 317	6 977 383	2 003 928	13 988 743
2921410000	Aniline and its salts	234 501	1 068 434	801 084	3 374 837
2921420000	Aniline derivatives and their salts	107 397	1 240 080	300 522	4 495 137
2921430000	Toluidines & their derivatives; saltsthereof	6 446	31 675	31 386	258 501
2921440000	Diphenylamine & its derivatives; saltsthereof	2 004	112 344	10 890	517 876
2921450000	1-naphthylamine (_-naphthylamine),2-naphthylamine (?-naphthyl	12 610	665 076	118 200	4 123 227
2921490000	Oth aromatic monoamines & their derivate; salts thereof	3 012	35 830	34 049	1 094 566
2921510000	O-,m-,p-phenylenediam, diaminotoluenes& their derivatives; salts	351 736	3 253 866	1 160 222	10 739 982
2921590000	Oth aromatic polyamines & their derivate; salts thereof	520 039	4 847 364	3 183 579	17 607 160
2922110000	Monoethanolamina and its salts	106 072	943 609	157 980	1 489 317
2922120000	Diethanolamine and its salts	222 012	1 990 806	322 406	2 945 970
2922130000	Triethanolamine and its salts	520 406	2 177 898	885 663	3 991 589
2922191000	Ethambutol &its salts, esters&oth derivesuitable for produc of ant	3 000	43 388	118 500	1 197 471
2922192000	D-2-amino-n-butyl-alcohol	7 790	337 076	35 743	930 537
2922199000	Oth amino-alcohols,cont one kind of oxygfunc, their athers&ester;	44 825	1 188 547	1 359 634	13 614 411
2922210000	Amino hydroxynaphthalene sulphonic acids and their salts	122 024	2 015 951	1 588 127	15 554 229
2922290000	Oth amino naphthols&oth amino phenol cont one kind of oxygen fu	51 389	433 390	476 253	4 170 638
2922390000	Oth amino aldehydes, amino ketones&aminoquinones cont one ki	303	16 808	15 294	267 696
2922410000	Lysine and its esters; salts thereof	1 538 746	11 029 508	1 862 638	13 800 931
2922421000	Glutamic acid	1 926	20 424	18 622	179 485
2922422000	Monosodium glutamate (MSG)	1 875 003	22 355 696	2 036 066	24 322 565
2922429000	Oth salt of glutamic acid	4 992	44 660	34 207	266 326
2922430000	Anthranilic acid and its salts	0	16	0	852
2922491000	Mephenamic acid and its salts	71 554	853 281	684 668	9 019 513
2922499000	Oth amino acids, cont one kind of oxygenfunc & their esters; salt t	226 114	3 080 103	1 660 159	17 648 105
2922501000	P-aminosalicylic acid & its salts,esterand other derivatives	611 575	3 656 495	1 205 425	6 960 106
2922509000	Oth amino-alcohol/amino-acid-phenols&othamino compound w/	49 753	1 437 568	643 585	7 701 084
2923100000	Choline and its salts	1 170 921	8 029 035	1 419 644	9 573 897
2923201000	Lecithins, whether or not chemicallydefined	2 152 594	11 789 675	2 256 144	14 332 605
2923209000	Phosphoaminolipids, whether or notchemically defined	51 926	340 799	84 829	546 228
2923900000	Oth quarternary ammonium salts andhydroxides whether/not che	627 959	3 872 711	1 188 163	7 017 260
2924120010	Monocrotophos (ISO)	6 800	9 673	37 422	75 133
2924120090	Fluoroacetamide (ISO) & phosphamidon(ISO)	62	13 219	665	86 858
2924190000	Oth acyclic amides (incl acyclic carbamates) & their derivatives; sai	329 821	2 464 402	719 195	5 628 880
2924211000	4-ethoxyphenylurea (dulcin)	333	2 599	2 704	24 067
2924212000	Diuron and monouron	12 000	182 132	49 680	810 210
2924219000	Oth ureines & their derivatives; saltsthereof	43 355	180 919	348 822	1 316 741
2924291000	Aspartame	162 168	1 355 426	2 252 368	19 384 955
2924292000	Butylphenylmethyl carbamate, methylisopropyl phenyl carbamate	48 042	561 839	168 475	2 142 273
2924299010	Asetaminophen(paracetamol);salicylamide; ethoxybenzamide	371 875	5 412 277	1 436 502	20 772 648
2924299090	Oth cyclic amides(incl cyclic carbamate) and their derivatives; salts	159 824	1 264 198	1 081 990	10 508 237
2925110000	Saccharin and its salts	48 500	369 048	365 330	2 723 041
2925190000	Oth imides & their derivatives; saltsthereof	11 426	175 543	72 134	1 029 788
2925290000	Oth imines and their derivatives; andsalts thereof	46 646	325 353	458 613	2 598 438

I.3. IMPOR MENURUT KOMODITI / IMPORT BY HS COMMODITY
***** SEPTEMBER/SEPTEMBER 2014 *****

HS	Uraian Komoditi Commodity Description	Berat Bersih / Net Weight (Kg)		Nilai / Value C.I.F (US\$)	
		Bulan ini Current Month	Kumulatif Cum.Jan. to date	Bulan ini Current Month	Kumulatif Cum.Jan. to date
2926100000	Acrylonitrile	500 299	5 194 457	1 046 735	10 799 834
2926200000	1-cyanoguanidine (dicyandiamide)	4 282	494 211	62 241	2 591 122
2926300000	Fenproporex (INN) & its salts, methadone(INN) intermediate(4-cyr	0	1 723	0	5 760
2926900000	Other nitrile-function compounds	185 322	884 088	2 953 342	20 893 626
2927001000	Azodicarbonamide	230 584	2 012 413	569 130	4 659 977
2927009000	Oth diazo-, azo- or azoxy-compounds	254 208	1 765 779	800 547	5 741 673
2928001000	Linuron	11 124	63 321	72 300	325 278
2928009000	Oth organic derivatives of hidrazine orof hydroxylamine	61 095	711 373	577 363	3 534 950
2929101000	Diphenylmethena dilsocyanata (MDI)	1 159 319	12 939 933	2 638 885	29 822 787
2929102000	Toluene dilsocyanate	3 275 470	30 772 199	7 306 428	65 920 883
2929109000	Oth isocyanates	649 976	3 968 311	1 035 345	7 118 148
2929901000	Sodium cyclamate	82 000	244 000	154 380	483 870
2929909000	Oth compounds with other nitrogen funct	0	28 130	0	218 499
2930200000	Thiocarbamates and dithiocarbamates	502 560	3 627 017	2 891 180	19 229 774
2930300000	Thiuram mono-, di- or tetrasulphides	12 029	158 017	43 189	939 902
2930400000	Methionine	2 065 701	20 701 976	7 337 299	71 505 977
2930500000	Captafol (ISO) & methamidophos (ISO)	0	132	0	13 860
2930901000	Dithiocarbonates	13 077	137 512	80 635	835 649
2930909000	Oth organo-sulphur compounds	968 423	9 305 651	3 650 418	35 449 929
2931101000	Tetramethyl lead	0	16 245	0	331 383
2931200000	Tributyltin compounds	13 717	18 035	16 400	24 800
2931902000	N-(phosphonomethyl) glycine and saltsthereof	1 894 050	19 047 471	7 545 658	93 197 051
2931903000	Ethephone	21 005	431 214	114 110	3 213 551
2931904100	Organo-arsenic compounds in liquid form	143 212	1 219 562	240 087	3 904 706
2931904900	Organo-arsenic compounds not liquid form	216 387	1 465 278	1 063 302	6 642 541
2931909010	Dimethyltin dicloride (DMTDCL)	197 552	951 022	1 028 131	4 271 599
2931909090	Oth of oth organo-inorganic compounds	105 004	722 738	245 415	2 628 142
2932110000	Tetrahydrofuran	28 899	264 861	91 787	909 584
2932120000	2-furaldehyde (furfuraldehyde)	200 001	241 038	257 867	348 228
2932130000	Furfuryl alcohol and tetrahydrofurfurylalcohol	84 965	711 806	161 520	1 279 961
2932190000	Oth comp cont an unfused furan ring(whet/not hydrogenated) in	14 997	145 003	365 616	4 606 240
2932200010	Coumarin, methylcoumarins andethylcoumarins	8 483	164 539	89 064	1 578 161
2932200090	Other lactones	105 780	821 421	1 068 372	8 509 848
2932930000	Piperonal	6 000	44 456	129 300	1 082 267
2932991000	Carbofuran	81 020	1 117 184	1 042 468	20 071 940
2932999000	Oth compound contain unfused furan ring(whet/not hydrogenatec	85 092	735 900	1 541 026	12 583 227
2933111000	Dipyrrone (analgin)	27 866	320 951	262 450	3 450 553
2933119000	Oth phenazone (antipyrin) and its derive	18 257	163 800	611 848	3 234 014
2933190000	Oth compound contain an unfused pyrazole ring (whet/not hydroc	40 255	316 770	1 491 561	10 912 082
2933210000	Hydantoin and its derivatives	7 224	55 432	46 866	453 194
2933291000	Cimetidine	3 500	17 709	93 380	270 682
2933299000	Oth compounds cont an unfused imidazolering (whet/not hydrohe	72 688	795 353	1 736 566	10 097 295
2933310000	Pyridine and its salts	227 638	1 313 854	1 190 037	7 232 261
2933320000	Piperidine and its salts	0	31	0	5 215
2933330000	Alfentanil (INN), anileridine (INN), bezitramide(INN),bromazepam(0	66	0	40 110
2933391000	Chlorpheniramine and isoniazid	21 335	287 929	225 213	3 120 893
2933393000	Paraquat salts	885 459	11 820 585	2 729 655	38 103 727
2933399000	Oth compound cont unfused pyridine ring(whet/not hydrogenatec	369 319	2 109 764	3 574 818	27 838 677
2933490000	Oth comp cont in struc a quinoline/isoquinoline ring-syst(whet/no	28 360	243 121	428 379	4 626 349
2933520000	Malonylurea (barbituric acid) and itssalts	8	392	1 442	12 979
2933530000	Allobarbital(INN),amoberbital(INN), barbital(INN),butalbital,butob.	0	41	0	4 778
2933540000	Other derivative of malonylurea (barbituric acid), salts thereof	4	2 273	492	23 209
2933591000	Diazinon	25	247 800	1 994	913 373
2933599000	Oth comp cont pyrimidine ring (whet/nohydrogenated)/piperazin	44 312	673 977	1 671 699	18 517 401
2933610000	Melamine	2 461 000	16 669 128	2 719 617	20 181 658
2933690000	Oth comp cont unfused triazine ring(whet/not hydrogenated) in st	613 585	8 887 977	1 107 594	15 344 013
2933710000	6-hexanelactam (epsilon-caprolactam)	3 625 887	25 543 747	8 267 293	58 532 944
2933720000	Clobazam (INN) and methyprylon (INN)	46	151	63 680	350 835
2933790000	Oth lactams oth than 6-hexanelactam &clobazam & methyprylon	21 107	352 594	149 439	2 755 832
2933910000	Alprazolam(INN), camazepam,chlordiazepoxide(INN), clonazepam,	10	447	101 507	416 590
2933991000	Mebendazole or parbendazole	4 055	64 881	55 330	1 185 949
2933999000	Oth heterocyclic compounds with nitrogenhetero-atom(s) only	161 908	1 055 924	1 188 772	12 340 645
2934100000	Compounds contain unfused thiazole ring(weth/not hydrogenated	27 850	130 697	316 125	2 587 303
2934200000	Compound containing in structure a benzothiazole ring-system, nc	350 748	2 005 309	1 515 247	7 947 938

I.3. IMPOR MENURUT KOMODITI / IMPORT BY HS COMMODITY
***** SEPTEMBER/SEPTEMBER 2014 *****

HS	Uraian Komoditi Commodity Description	Berat Bersih / Net Weight (Kg)		Nilai / Value C.I.F (US\$)	
		Bulan ini Current Month	Kumulatif Cum.Jan. to date	Bulan ini Current Month	Kumulatif Cum.Jan. to date
2934300000	Compound containing in structure a phenothiazine ring-system,no	13 011	105 617	163 866	1 111 420
2934991000	Nucleic acid and its salts	22 866	360 111	156 583	2 605 149
2934992000	Sultones, sultams, diltiazem	66	12 750	10 635	4 281 649
2934993000	6-amino penicillanic acid	0	10 326	0	54 952
2934994000	3-azido-3- deoxythymidine	0	4 697	0	30 562
2934995000	Oxadiazon, with a minimum purity of 94%	50	296	9 490	16 879
2934999000	Other nucleic acids&their salts,whet/not chemically define;oth hel	125 306	2 576 823	2 194 124	48 895 051
2935000000	Sulphonamides.	195 303	2 227 853	2 240 386	22 990 252
2936210000	Vitamins A & their derivatives	48 917	559 374	1 605 880	9 616 222
2936220000	Vitamins B1 & its derivatives	43 625	280 431	1 205 802	6 553 735
2936230000	Vitamin B2 & its derivatives	8 935	144 724	352 370	4 273 922
2936240000	D- or dl-pantothenic acid (vit B3 orvit B5) & its derivatives	34 126	646 563	386 057	6 832 349
2936250000	Vitamin B6 & its derivatives	40 797	350 395	1 202 559	8 471 382
2936260000	Vitamin B12 & its derivatives	2 919	56 217	229 202	2 951 188
2936270000	Vitamin C & its derivatives	329 635	4 558 330	2 294 216	16 259 385
2936280000	Vitamin E & its derivatives	162 348	1 282 352	3 631 182	21 112 580
2936290000	Oth vitamins & their derivatives	243 993	1 269 371	2 422 812	13 996 330
2936900000	Provitamin, incl natural concentrates,&its derivative for vit, interrr	373 119	10 369 171	2 533 797	20 494 182
2937190000	Oth polypeptide/protein/glycoprotein&hormones,its derivative&stu	53	101	27 465	51 797
2937210000	Cortisone,hydrocortisone, prednisone&prednisolone (dehydrohyd	1 196	5 253	271 530	3 173 874
2937220000	Halogenated derivatives of corticosteroidal hormones	2 463	6 779	650 483	5 651 011
2937230000	Oestrogens & progestogens	191	4 651	825 675	6 075 796
2937290000	Oth steroidal hormone, their derivative&structural analogues	374	2 653	919 924	4 631 501
2937500000	Prostaglandins,thromboxanes&leukotrienes ,their derivatives & st	4	108	13 668	280 006
2937901000	Hormones of oxygen-function amino-compounds	35 001	297 022	304 300	2 999 018
2937909000	Oth hormone, its derivative & structural analogues	14 893	19 970	123 435	1 135 841
2938100000	Rutoside (rutin) & its derivatives	68	56 171	9 505	558 319
2938900000	Oth glycoside, natural/reprodc by synth& their salts,ethers,esters	9 114	57 540	488 341	3 583 829
2939111000	Concentrates of poppy straw and saltsthereof	0	897	0	476 299
2939190000	Oth alkaloids of opium & their derivates; salts thereof	500	1 828	55 000	415 061
2939201000	Quenine and it salts	0	978	0	113 776
2939209000	Oth alkaloid of cinchona and heir derivatives; salts thereof, oth the	0	971	0	30 975
2939300000	Caffeine & its salts	27 900	370 933	285 854	3 524 759
2939410000	Ephedrine & its salts	225	7 327	15 259	425 190
2939420000	Pseudoephedrine (INN) & its salts	2 625	17 283	163 338	1 063 349
2939440000	Norephedrine & its salt	0	25	0	1 716
2939490010	Phenylpropanolamine HCl (PPA)	5 550	17 451	256 175	822 943
2939490090	Oth ephedrines and their salts oth thanephedrin, pseudo, cathine	0	1	0	46
2939590000	Oth theophylline & aminophylline & theirderivative;salts thereof, (4 777	79 578	239 863	2 858 832
2939620000	Ergotamine (INN) & its salts	3	10	12 000	79 370
2939690000	Oth alkaloids of rye ergot &its derivative; salts thereof	1	20	10	151 637
2939911000	Cocaine & its derivatives	0	44	0	2 541
2939991000	Nicotine sulphate	8	34	4 134	8 317
2939999000	Oth vegetable alkaloids, natural/reprodc by synthesis;their salts,eth	149	3 991	514 316	4 000 361
2940000000	Sugars, chemically pure oth than sucrose,lactose, maltose, glucose	178 955	1 820 339	1 403 624	9 920 174
2941101100	Amoxicillins & its salts, non-sterile	2 565	87 849	113 293	3 358 231
2941101900	Amoxicillins & its salts, sterile	150 471	1 206 266	4 191 849	35 072 486
2941102000	Ampicillin & its salts	8 500	157 463	243 950	4 938 121
2941109000	Oth penicillins &their derive w/ penicillanic acid structure; salt the	1 059	24 408	566 930	5 778 374
2941200000	Streptomycins & their derivatives; saltthereof	512	13 013	18 108	357 822
2941300000	Tetracyclines & their derivatives; saltthereof	2 625	189 954	47 923	3 769 056
2941400000	Chloramphenicol & its derivatives; saltthereof	30	149 820	20 187	4 913 642
2941500000	Erythromycin & its derivatives; saltthereof	5 841	45 834	762 424	6 011 952
2941900000	Oth antibiotics	62 951	1 062 727	4 223 109	41 646 701
2942000000	Oth organic compounds.	102 456	1 134 590	1 606 721	13 477 174
3001200000	Extracts of glands or oth organs or oftheir secretions, for organo-tl	82	1 019	15 389	128 183
3001900000	Gland&oth organ for organo-therapeutic&human/animal substanc	378	1 447	378 432	2 237 265
3002101000	Plasma protein solutions	4 799	51 396	1 084 089	15 645 405
3002103000	Antisera&modified immunological productwhet/not modified/obt	7 899	45 129	3 280 591	13 837 124
3002109000	Oth blood fractions, whet/not modified/obtain by biotechnologica	65	15 580	14 524	4 358 162
3002202000	Pertusis, measles, meningitis or poliovaccines	0	8 574	0	9 123 882
3002209010	Hepatitis vaccine	1 528	13 442	275 942	6 856 076
3002209090	Oth vaccines for human medicine oth than tetanus,partusis,messk	5 644	55 821	3 334 328	22 617 283
3002300000	Vaccines for veterinary medicine	100 697	683 629	3 330 974	26 104 549

I.3. IMPOR MENURUT KOMODITI / IMPORT BY HS COMMODITY
***** SEPTEMBER/SEPTEMBER 2014 *****

HS	Uraian Komoditi Commodity Description	Berat Bersih / Net Weight (Kg)		Nilai / Value C.I.F (US\$)	
		Bulan ini Current Month	Kumulatif Cum.Jan. to date	Bulan ini Current Month	Kumulatif Cum.Jan. to date
3002900000	Human blood;animal blood for therapeutic,prophylactic/diagnosti	4 624	73 523	611 435	4 686 693
3003101000	Medicaments cont amoxicillin (INN) or itsalts, not for retail sale	0	9 018	0	59 075
3003102000	Medicaments cont ampicillin (INN) or itsalts, not for retail sale	70	70	6 650	6 650
3003109000	Oth medcn cont penicillins /derivative'sw/ penicillanic acid stru,no	72	10 538	42 622	2 096 407
3003200000	Medicaments containing oth antibiotics	584	31 350	635 134	2 416 228
3003390000	Medicaments cont hormon oth insulin/prodhead 2937 not cont ar	2 500	27 189	13 176	213 980
3003400090	Medicament cont alkaloid/drv not containhormone/head 2937/an	21	2 674	16 800	1 085 227
3003900000	Oth medicaments cont mix _2 constituentsfor therapeutic/prophy	177 868	322 420	2 303 337	4 980 108
3004101600	Medicaments cont ampicillin,amoxycillin/their salts, of a kind take	244	5 835	3 500	60 726
3004101900	Oth medicaments cont penicillins/theirderivatives, in doses/for re	20 692	111 811	392 740	2 524 681
3004102900	Medicaments cont streptomycins/derivativ,other than ointment fr	1 727	6 377	338 052	1 833 555
3004201000	Medicaments cont gentamycin, lincomycin, sulfamethoxazole/deri	2 365	2 375	37 838	70 338
3004203100	Medicaments cont erythromycin/its derivative for taking orally, fo	0	11 968	0	171 720
3004203200	Medicaments cont erythromycin/its derivative in ointment form, f	1 820	8 187	236 231	1 143 728
3004203900	Oth medicaments cont erythromycin/derive,oth for taking orally/c	0	839	0	435 950
3004207100	Medicaments cont tetracycline/chloramphenicols/derive for taker	0	9 111	0	68 339
3004207900	Medicaments cont tetracycline/chloramphenicols/derive oth take	11 950	71 480	199 301	957 471
3004209100	Oth medicaments cont oth antibiotics for taking orally/ointment fr	1 972	24 306	37 596	2 889 377
3004209900	Oth medicaments cont oth antibiotics oth taking orally/ointment f	40 254	386 138	1 191 233	9 193 793
3004310000	Medicaments contain insulin-but not contantibiotics, in dosses/for	9 428	78 953	3 437 118	29 733 964
3004324000	Medicaments cont hydrocortisone sodiumsuccinate/fluocinolone ;	0	600	0	2 343
3004329000	Oth med cont corticosteroid hormon,theirderivative/struc analog,	101	3 696	10 096	428 292
3004390000	Oth med cont hormon oth than coricosteroid&insulin,not cont ant	9 347	514 523	1 692 167	14 840 974
3004401000	Medicaments cont morphine/its derivative ,for injection, in dosses	0	8 814	0	565 151
3004402000	Medicaments cont quinine hydrochloride/dihydro-chlorid,for injec	1 060	1 357	54 798	63 771
3004407000	Medicaments cont atropine sulphate, indosses/for retail sale	0	347	0	113 182
3004409010	Medicaments cont morphine/its derivative,for taking orally, in dos	56	501	22 068	364 541
3004409090	Medi cont oth alkaloids/derive thereof,not cont hormones/antibic	25 558	157 504	694 150	5 282 866
3004501000	Oth medicament cont vitamins of a kindsuitable for children in syr	0	23 235	0	255 646
3004502100	Oth medicament cont vitamins > 1 of kind taken orally	0	2 796	0	70 998
3004502900	Oth medicament cont vitamins>1 oth thanof kind taken orally	3 883	43 992	182 034	1 706 029
3004509100	Oth medicaments cont vitamins A,B or C	0	2 777	0	433 266
3004509900	Oth medicament cont vitamin (oth than A,B,C) or oth products of l	4 796	182 201	287 213	4 358 559
3004901000	Transdermal therapeutic systems patchesfor cancer treatment or l	1 794	13 832	3 681 962	8 478 530
3004902000	Closed sterile water for inhalation,pharmaceutical grade	0	3 163	0	16 804
3004903000	Antiseptics	45 777	494 535	144 947	2 634 030
3004904900	Oth anaesthetics oth than cont procainehydrochloride	5 646	15 543	501 708	3 654 082
3004905100	Analgesics,antipyretic&oth med cont paracetamol/dipyrone,acety	778	4 376	44 495	316 234
3004905200	Analgesics,antipyretics & oth med contchlorphenimamine maleate	10	20	9 930	19 849
3004905500	Oth analgesic,antipyretic&oth cough/coldmedicament, in liniment	0	1 593	0	12 248
3004905990	Oth analgesics,antipyretics & oth cough/cold medicmn, whet/not	9 067	45 779	135 685	3 652 903
3004906100	Antimalarials cont artemisinin, artesunate or chloroquine	7 605	9 278	544 561	681 577
3004906300	Other antimalarials used for herbalmedicaments	28	31	2 139	2 442
3004907100	Antihelmintic containing piperazine ormebendazole (INN)	0	5 300	0	38 688
3004907900	Other antihelmintic oth than use forherbal medicaments	0	2 080	0	166 400
3004908100	Oth med for cancer,HIV/AIDS/oth intractable disease cont deferox	368	12 197	109 432	2 048 959
3004908200	Anti HIV/AIDS medicaments	14 004	16 990	1 840 396	2 473 752
3004908900	Oth medicaments for other intractablediseases oth than HIV/AIDS	7 792	40 749	13 037 631	49 065 000
3004909100	Oth medicam cont sodium chloride/glucose, for infusion	530 963	4 359 139	815 573	5 598 954
3004909200	Oth medicam cont sorbitol/salbutamol for infusion	7 476	22 397	97 887	1 328 132
3004909400	Oth medicam cont cimetidine/ranitidine,oth than for injection/infi	1 337	11 585	928 532	5 631 611
3004909800	Other medicament for herbal medicaments, for retail sale	112 898	671 389	475 424	2 695 162
3004909900	Other medicaments oth than herbal medicaments, for retail sale	993 911	8 138 942	19 560 861	195 410 812
3005101000	Adhesive dressing&oth articles w/ adhesive layer,impregnate/coai	34	39	1 975	2 515
3005109000	Adhesive dressing&oth articles w/ adhesive layer than impreg/coa	14 729	55 986	141 022	551 720
3005901000	Bandages,impregnated/coated w/ pharmacysubst,for retail for me	33 938	249 666	519 510	3 230 965
3005902000	Gauze, impregnated/coated w/ pharmacysubst,for retail for medic	18 529	135 438	470 017	2 873 505
3005909000	Wadding&similar articles,impregnated/coate w/pharmacy subst,fr	22 005	134 267	467 658	3 087 733
3006101000	Sterile absorbable surgical/dental yarn; sterile surgical/dental adhi	3 641	34 104	522 483	4 043 181
3006109000	Sterile surgical catgut,sterile adhesive tissue for surgicl wound clos	3 528	30 648	776 632	7 064 334
3006200000	Blood-grouping reagents	388	8 461	82 499	2 067 930
3006301000	Barium sulfate (for taking orally)	0	156	0	3 422
3006302000	Reagents of microbial origin of kindsuitable for veterinary biologic	568	7 885	13 083	1 376 617
3006303000	Oth microbial diagnostic reagents	33	262	1 405	61 440

I.3. IMPOR MENURUT KOMODITI / IMPORT BY HS COMMODITY
***** SEPTEMBER/SEPTEMBER 2014 *****

HS	Uraian Komoditi Commodity Description	Berat Bersih / Net Weight (Kg)		Nilai / Value C.I.F (US\$)	
		Bulan ini Current Month	Kumulatif Cum.Jan. to date	Bulan ini Current Month	Kumulatif Cum.Jan. to date
3006309000	Oth opacifying prep for x-ray exam;othdiagnostic reagents designe	5 853	58 825	269 771	3 195 215
3006401000	Dental cements & oth dental fillings	310	26 684	35 275	731 846
3006402000	Bone reconstruction cements	0	5	0	409
3006500000	First-aid boxes & kits	139	905	1 014	23 440
3006600000	Chemical contraceptive prep based on hormones/on product heac	2 166	3 286	89 239	200 164
3006700000	Gel prep designe used in human/vet medic as lubricant for parts o	27 896	69 448	97 985	351 457
3006929000	Waste pharmaceuticals of medic oth thanfor treatment of cancer,	11	2 089	1 036	14 162
3101001100	Supplement fertilizers in liquid form,not chemical treat-of solely v	0	402 542	0	954 232
3101001200	Supplement fertilisers in liquid form,chemical intreated of solely v	0	233 533	0	55 704
3101001900	Oth supplement fertilisers chem/not chem treated oth than liquid	313 000	1 248 250	264 143	2 001 128
3101009100	Suppllement fertilisers, in liquid form, not chemically treated of ani	0	17 989	0	58 308
3101009200	Supplements fertilisers of animal origin(oth than guano), chemical	0	35 751	0	22 196
3101009900	Oth animal/vegetable fertilisers,mixing/chemical treat of animal/v	2 259	45 659	3 800	297 581
3102100000	Urea, whether/not in aqueous solution	26 029 250	74 505 764	7 340 882	22 228 348
3102210000	Ammonium sulphate	73 276 408	641 377 615	10 172 288	92 587 913
3102290000	Double salts & mix of ammonium sulphate& ammonium nitrate	40 711	622 433	56 334	725 142
3102300000	Ammonium nitrate, whether/not in aqueous solutions	13 173 900	121 185 432	8 346 235	64 350 748
3102400000	Mixture of ammonium nitrate with calcium carbonate/oth inorgar	0	1 832 309	0	630 124
3102500000	Sodium nitrate	459 000	6 144 978	195 360	2 728 752
3102600000	Double salts & mixtures of calciumnitrate & ammonium nitrate	1 249 100	12 584 003	475 221	4 486 015
3102800000	Mixtures of urea & ammonium nitrate inaqueous or ammoniacal s	0	24	0	331
3102900000	Oth mineral/chem fertilisers,nitrogenous,incl mixt not specified in	0	43 776	0	49 754
3103101000	Superphosphates in feed grade	0	243 000	0	81 405
3103109000	Superphosphates not feed grade	70 740 050	498 018 919	20 773 668	146 495 766
3103909000	Other mineral or chemical fertilisers,phosphatic, oth than superph	118 921 595	818 107 938	12 145 390	82 141 546
3104200000	Potassium chloride	298 078 851	2 263 499 680	91 052 791	706 561 230
3104300000	Potassium sulphate	1 136 792	5 265 224	817 064	3 276 944
3104900000	Other mineral/chemical fertilisers,potassic,oth than potassium chl	2 700 363	39 411 959	1 041 549	17 255 643
3105102000	Min/chem fert cont 2/3 of nitrogen,phosphorus&potassium,in tab	43	276 754	1 234	298 812
3105109000	Oth min/chem fert cont 2/3 of nitrogen,phosp&potass,in tabs/sim	37	8 483	903	115 972
3105200000	Mineral/chemical fertiliser contain 3 elements nitrogen,phosphoru	44 059 316	302 297 884	19 554 688	136 467 900
3105300000	Diammonium hydrogenorthophosphate(diammonium phosphate)	14 626 200	143 166 374	7 005 550	64 855 118
3105400000	Ammonium dihydrogenorthophosphate (monoammon phosph)&r	800 000	8 682 629	312 100	4 125 016
3105510000	Oth mineral/chemical fertilisers contain nitrates & phosphates	258	3 802	2 165	32 563
3105590000	Oth mineral/chemical fertilisers contain nitrogen&fosfor, than nitr	522 529	26 948 349	207 669	13 026 072
3105600000	Mineral/chemical fertilisers contain 2fertilising element phosphori	22 000	53 922	18 700	48 118
3105900000	Oth mineral/chemical fertiliser cont 2/3elements nitrogen,phosph	1 071 548	27 185 250	610 415	10 496 841
3201100000	Quebracho extract	8	99 344	1 213	217 977
3201200000	Wattle extract	37 500	370 304	68 161	615 401
3201909000	Oth tanning extract of vegetable origin;tannine & their salts,esters	18 644	89 809	44 714	324 970
3202100000	Synthetic organic tanning substances	302 542	2 339 106	569 683	4 606 639
3202900000	Inorganic tanning subst;tanning prep whe/not cont natura tanning	174 225	2 372 253	320 161	3 822 931
3203001000	Coloring matter of vegetable or animalsuitable for use in food/dri	3 825	117 242	143 032	2 097 804
3203009000	Coloring matter of vegetable/animal notsuitable for use in food/di	9 988	51 303	189 243	858 207
3204111000	Disperse dyes & preparations based thereon, crude	1 152 543	9 867 103	5 507 211	51 386 916
3204119000	Disperse dyes & preparations based thereon, oth than crude	1 016 802	9 387 994	8 886 481	73 109 948
3204121000	Acid dyes whether or not premetallised & preparations based ther	26 273	744 395	240 773	4 868 508
3204129000	Mordant dyes& preparations based thereon	89 945	364 257	600 459	2 735 140
3204130000	Basic dyes & preparations based thereon	99 317	636 027	309 672	2 079 110
3204140000	Direct dyes & preparations based thereon	594 503	4 382 544	2 917 927	24 782 928
3204150000	Vat dyes(incl those usable in that state as pigments) &preparation	351 775	2 632 919	1 446 201	14 158 167
3204160000	Reactive dyes&preparations based thereon	1 168 047	10 610 474	8 716 716	69 044 348
3204170010	Synthetic organic pigment in powder form	685 019	6 993 488	6 009 725	62 253 641
3204170090	Other pigment&preparations based thereonoth than in powder fo	761 434	6 644 072	4 352 015	37 094 938
3204190000	Oth synth organic coloring matter, inclmix of color subhead 3204.	392 038	3 902 390	1 702 217	14 605 484
3204200000	Synthetic organic prods of a kind usedas fluorescent brightening a	369 916	4 195 901	1 458 086	19 665 269
3204900000	Oth synthetic organic coloring, matter,w/ or not chemically define	165 907	1 229 913	759 988	6 288 791
3205000000	Color lakes;preparations as specified inthis chap based on color la	84 590	767 839	402 375	4 090 308
3206111000	Pigment base on titanium dioxide contain by weight _ 80 % on dry	5 515 180	49 930 363	14 557 393	130 470 478
3206119000	Preparate base on titanium dioxide contain by weight _ 80 % on di	955 515	6 279 472	2 289 649	17 444 290
3206191000	Pigment base on titanium dioxide contain by weight < 80 % on dry	101 037	851 939	454 822	4 727 038
3206199000	Preparate base on titanium dioxide contain by weight < 80 % on di	85 583	1 109 065	394 581	5 401 825
3206201000	Chrome yellow,chrome green,molybdateorange/red base on chroi	112 772	1 172 375	504 794	4 836 650
3206209000	Oth pigments & preparations based onchromium compounds	760	98 323	176 829	1 034 255

I.3. IMPOR MENURUT KOMODITI / IMPORT BY HS COMMODITY
***** SEPTEMBER/SEPTEMBER 2014 *****

HS	Uraian Komoditi Commodity Description	Berat Bersih / Net Weight (Kg)		Nilai / Value C.I.F (US\$)	
		Bulan ini Current Month	Kumulatif Cum.Jan. to date	Bulan ini Current Month	Kumulatif Cum.Jan. to date
3206411000	Preparations based on ultramarine	3 092	63 270	28 157	308 541
3206419000	Ultramarine	139 703	1 373 941	231 534	2 923 637
3206421000	Preparations based on zinc sulphide	88 401	115 473	62 091	85 218
3206429000	Lithophone & oth pigments based on zincsulphide	35 048	190 579	37 127	209 765
3206491000	Preparations of other colouring matter	132 863	1 769 057	507 440	7 097 507
3206499000	Other colouring matter other than ultramarine & lithopone	339 490	3 006 351	2 411 139	17 869 391
3206501000	Preparations of inorganic pigment of akind used as luminophores	21 791	241 743	151 799	1 926 449
3206509000	Oth inorganic pigment/colouring matterof a kind used as luminopl	64 994	975 317	189 460	2 474 742
3207100000	Prepared pigments, prep opacifiers prepcolors & similar prep	1 950 929	11 489 251	4 145 200	30 422 719
3207201000	Enamel frits	653 857	7 041 386	750 045	6 065 226
3207209000	Oth vitrifiable enamels & glazes, engobe (slips) similar prep	1 694 853	17 022 105	1 049 025	12 037 519
3207300000	Liquid lustres & similar preparations	116 397	407 977	401 955	2 771 447
3207400000	Glass frit & oth glass, in the form ofpowder granules or flakes	10 394 833	88 885 371	4 826 265	43 369 009
3208101100	Varnishes>100-c hr,based on polyesterfor dental use, dispersed in	374	756	2 834	5 555
3208101900	Oth varnishes based on polyesters <100-c hr,disper in a nonaqueo	55 240	476 192	298 255	2 402 236
3208109000	Other paints & varnishe (incl enamels & lacquers)polyester dispers	325 677	3 439 671	1 751 991	17 134 330
3208204000	Anti-fouling/anti-corrosive paints forships hull base on acrylic/viny	96 624	1 102 222	370 392	4 508 945
3208207000	Varnishes (including lacquers), of akind used in dentistry	0	103 906	0	396 735
3208209000	Other paints & varnishes (incl enamels& lacquers) based on acrylic.	706 112	22 807 420	3 162 941	26 886 827
3208901100	Varnishes (incl.lacquers),exceed >100-cheat-resistant used in dent	1 409	19 358	12 781	143 965
3208901900	Varnishes (incl.lacquers),exceed >100-cheat-resistant used in oth t	316 095	3 317 763	1 930 561	16 461 229
3208902100	Varnishes (incl.lacquers),exceed <100-cheat-resistant used in dent	0	24	0	115
3208902900	Varnishes (incl.lacquers),exceed <100-cheat-resistant used in oth t	203 272	1 468 103	1 334 180	12 794 476
3208909000	Oth paints & varnishes dispersad/dissolved in a nonaqueous med	699 978	5 699 872	3 497 113	28 466 761
3209101000	Varnishes (inc lacquer)>100-c hr-acrylicvinyl polymer, dispersed in	38 230	855 933	119 943	2 203 462
3209104000	Leather paints-based on acrylic or vinyl polymers dispers in a aque	0	3 767	0	20 313
3209105000	Anti-fouling/corrosive paints for shipshulls based on acrylic/vynil p	40 778	193 269	91 488	505 653
3209109000	Oth paints & varnishes dispersedaqueous/dissolved in aqueos mex	718 423	5 426 565	2 159 790	14 715 021
3209900000	Oth paints based on others varnishesdispers in a aqueous medium	797 350	7 274 457	2 292 159	21 012 483
3210001010	Varnishes (incl lacq) exc > 100-c hrresist of a kind used for finish le	862	400 259	2 366	1 402 558
3210001090	Varnishes (incl lacq) exc < 100-c hrresist of a kind used for finish le	52 897	325 542	243 005	1 738 497
3210002000	Distempers of a kind used for finishingleather	0	7	0	22
3210003000	Prepared water pigments of a kind usedfor finishing leather	10 571	147 601	44 050	471 473
3210005000	Polyurethane tar coating of a kind usedfor finishing leather	6 162	242 497	55 233	1 404 121
3210009100	Oth anti-fouling/corr paints for ships,hulls based on polyurethane	3 802	28 967	10 642	74 696
3210009900	Other paints & varnishes of a kind usedfor finishing leather	78 577	845 676	426 165	4 429 991
3211000000	Prepared driers	92 612	1 257 876	283 422	4 313 134
3212100000	Stamping foils	94 487	1 463 253	583 362	5 563 699
3212901100	Aluminium paste	241 515	1 977 401	1 544 157	11 428 694
3212901300	White lead dispersed in oil	17 640	117 630	102 153	676 312
3212901400	Oth pigments of aluminium paste, whitelead dispersed in oil for le	53 131	478 111	424 777	2 571 400
3212901900	Oth than pigments of aluminium paste,white lead dispersed in oil	101 902	1 229 020	748 203	6 084 718
3212902200	Oth dyes used in the food or drinkindustries	0	24 215	0	54 050
3212902900	Oth than dyes in the food or drinkindustries	32 870	360 846	247 255	3 236 491
3213100000	Colours in tablet, tube, jar, bottle,pan, similar form or packing for	26 101	476 355	165 844	2 083 183
3213900000	Oth color not in tablet, tube, jar,bottle, pan/similar form/packing	51 161	227 670	135 447	974 076
3214100000	Glaziers putty, grafting putty, cementscaulking compound	457 100	5 204 782	1 681 186	17 902 493
3214900000	Oth glaziers putty, grafting putty,cements caulking compound	870 508	7 880 961	2 228 399	21 671 503
3215111000	Printing uv curable inks-black	20 167	109 639	197 843	1 287 652
3215119000	Printing inks other than uv curableinks- black	455 779	2 323 855	9 506 978	44 290 454
3215190000	Printing inks, other than black	581 296	6 745 589	3 843 920	60 262 296
3215901000	Carbon mass for one time carbon paper	0	18 489	0	53 439
3215906000	Drawing ink and writing ink	19 932	367 777	216 668	3 936 169
3215907000	Ink of a kind suitable for use withduplicating machines of heading	1 639	30 084	4 880	411 775
3215909000	Oth ink of a kind suitable for use withduplicating machines of heac	57 301	1 161 932	722 315	8 646 514
3301120000	Essential oils of citrus of orange	27 240	609 842	235 207	4 871 344
3301130000	Essential oils of citrus of lemon	16 471	76 252	491 849	2 283 276
3301190000	Other essential oils of citrus fruit	30 240	240 878	771 418	3 240 708
3301240000	Essential oils - of peppermint(mentha piperita)	3 065	445 765	46 778	9 603 869
3301250000	Essential oils - oth of peppermint(mentha piperita)	14 095	67 472	204 085	1 305 312
3301290010	Oth essential oil of lemon grass,citronella, nutmeg, cinnamon, ginc	9	245 927	2 401	3 292 214
3301290090	Oth essential oils-oth thanpharmaceutical grade	204 169	3 302 549	3 054 201	57 821 449
3301300000	Resinoids	474	25 601	16 794	332 592
3301901000	Aqueous distillates & solutions ofessential oils suitable for medic l	654	183 785	13 120	2 792 595

I.3. IMPOR MENURUT KOMODITI / IMPORT BY HS COMMODITY
***** SEPTEMBER/SEPTEMBER 2014 *****

HS	Uraian Komoditi Commodity Description	Berat Bersih / Net Weight (Kg)		Nilai / Value C.I.F (US\$)	
		Bulan ini Current Month	Kumulatif Cum.Jan. to date	Bulan ini Current Month	Kumulatif Cum.Jan. to date
3301909000	Oth essential oils (terpeneless or not),incl concretes& absolutes; r	177 512	889 034	2 205 162	13 772 191
3302109000	Oth mixed of odoriferous of a kind usedin the food or drink indust	498 625	5 001 347	8 384 456	76 548 106
3302900000	Oth prep based on odoriferous substancesfor the manufacture of l	1 623 094	18 476 355	27 360 544	251 322 095
3303000000	Perfumes & toilet waters	170 745	2 112 730	7 801 590	84 848 393
3304100000	Lip make-up preparations	48 257	327 449	1 483 672	9 945 323
3304200000	Eye make-up preparations	96 726	538 838	2 566 153	16 241 459
3304300000	Manicure or pedicure preparations	11 290	86 811	220 601	1 420 530
3304910000	Beauty or make up preparations powders,whether or not compres	231 394	2 123 414	2 174 478	13 829 587
3304992000	Anti-acne creams	125	6 529	5 402	135 374
3304993000	Oth Face or skin creams & lotions	639 627	4 367 759	10 271 694	59 403 745
3304999000	Oth than anti-acne creams and oth faceor skin creams & lotions	124 329	1 042 074	4 017 625	28 532 202
3305101000	Having anti-fungai shampoo	1 990	52 981	28 749	543 779
3305109000	Oth having anti-fungai shampoo	2 426 484	25 902 965	7 595 748	81 472 721
3305200000	Preparations for permanent waving orstraightening	63 409	262 070	235 432	1 220 090
3305300000	Hair lacquers	85 995	584 858	137 597	1 750 302
3305900000	Others preparations for use on the hair	414 266	3 647 205	2 709 752	21 029 398
3306101000	Prophylactic pastes & powders	249 655	1 338 871	1 176 099	6 731 540
3306109000	Oth prophylactic pastes & powders	0	44 125	0	392 502
3306200000	Yarn used to clean between the teeth(denital-floss)	190	4 194	3 187	146 336
3306900000	Oth yarn used to clean between the teeth(denital-floos)	83 748	1 570 595	191 324	3 344 982
3307100000	Pre-shave, shaving or after-shavepreparations	7 845	117 745	59 432	603 854
3307200000	Personal deodorants & antiperspirants	342 711	1 783 302	3 385 604	16 551 516
3307300000	Perfumed bath salts & oth bath prep,deodor room incl prep used r	896	815 054	23 153	1 997 088
3307411000	Scanted powders (incense) of a kind usedduring religious rites	23 965	752 806	16 632	466 314
3307419000	Oth scanted powder (incease) of a kindused during religious rites	220 156	810 308	171 655	853 471
3307491000	Room perfuming preparations, whetheror not having disinfectant	29 431	402 846	731 921	4 219 214
3307499000	Oth prep for perfuming or deodor rooms,incl odoriferous preparat	4 199	50 982	36 326	1 147 965
3307901000	Animal toilet preparations	0	24 837	0	123 277
3307903000	Papers & tissues, impregnated or coatedwith perfume or cosmetic	391 992	2 177 055	1 162 389	5 056 136
3307904000	Other perfumery or cosmetics, includingdepiletorles	0	32 477	0	263 982
3307905000	Contact lens solution	43 539	413 696	192 153	2 107 363
3307909000	Oth animal toilet prep, paper & tissueother ferfume or cosm, cont	6	18 151	1 854	182 914
3401111000	Soap, organic surface-active-for toiletuse-medicated prods	0	162	0	3 674
3401112000	Bath soap	625 468	5 403 449	1 247 527	9 578 305
3401113000	Oth of felt or nonwovens, impregnated,coated or covered with so:	26	2 470	136	28 874
3401119000	Oth medicated prod & oth of felt ornonwovens, impreg, coated w,	0	48 556	0	236 408
3401191000	Of felt/nonwovens impregnated, coatedwith soap or detergent	0	50	0	2 195
3401199000	Oth of felt or nonwovens, impregnated,coated or covered with so:	845	341 696	352	877 843
3401209900	Oth soap of kind used for flotationdeinking or recycled paper	142 691	1 911 918	307 898	3 978 668
3401300000	Org surf-active prod & prep for washingthe skin in the liq/cream fc	406 002	1 544 336	2 219 516	9 533 092
3402111000	Sulphated fatty alcohols	166 778	874 624	287 285	1 791 448
3402114000	Sulphanated alkylbenzene	462 622	3 489 661	767 538	6 337 664
3402119100	Wetting agents of a kind used in themanufacture of herbicides	247 294	1 242 335	856 361	4 526 702
3402119900	Oth anionic-organic surface-active agentwith or not put up for ret:	1 073 373	9 162 089	2 147 158	17 266 509
3402121000	Wetting agents used in the manuf ofherbiced-cationic	18 000	605 261	17 260	1 586 687
3402129000	Oth cationic-organic surface-activeagent with/not put up for retail	1 025 289	11 107 432	2 546 467	26 989 325
3402131000	Hydroxyl-terminated polybutadiene	252 025	1 941 401	820 313	7 145 066
3402139000	Oth hydroxil-terminated polybutadiene	3 453 662	27 598 696	8 036 307	66 550 183
3402191000	Organic surface active of a kindsuitable for use in fire extinguishing	24 652	173 902	66 881	406 041
3402199000	Oth organic surface-active of kindsuitable for use in fire extinguish	1 142 177	8 856 125	3 642 747	27 121 112
3402201100	Anionic surface active prep. in liquidform-put up for retail sale	364 808	2 054 163	538 710	3 190 498
3402201200	Anionic washing prep & cleaning prep,incl bleach cleans,liquid forr	48 105	1 055 430	387 604	2 840 624
3402201300	Oth surface active preparations- inliquid form, for retail sale	19 803	123 008	37 484	223 417
3402201900	Oth wash prep & clean prep,incl bleachcleans & degreas prep,liqui	81 183	850 295	570 194	5 158 420
3402209100	Anionic surface active prep. oth than inliquid form-for retail sale	67 132	196 339	48 768	164 148
3402209200	Anionic washing prep & clean prep, inclbleach, cleans-oth than liqu	722 093	4 019 813	616 271	3 735 231
3402209300	Oth surface active preparations	0	1 049	0	6 531
3402209900	Oth wash prep & clean prep /cleaningprep incl bleaching, cleansin	341 898	3 576 220	520 623	6 222 870
3402901100	Wetting agents of anionic surface activepreparations	460 822	1 625 413	1 134 224	5 105 592
3402901200	Oth anionic wash prep not wetting agents	1 388 336	10 833 111	3 129 664	24 556 609
3402901300	Anionic washing prep.or cleaning inclbleaching, cleansing or degre	784 380	3 972 644	1 337 033	8 673 024
3402901400	Wetting agents of other surface activepreparations	38 123	339 617	61 319	731 889
3402901500	Oth organic surface active in liquidform, not wetting agents	244 742	1 448 418	1 099 672	5 191 418
3402901900	Oth wash prep or clean prep, incl bleachcleans or degreasing prep	346 741	2 646 138	1 132 992	9 342 725

I.3. IMPOR MENURUT KOMODITI / IMPORT BY HS COMMODITY
***** SEPTEMBER/SEPTEMBER 2014 *****

HS	Uraian Komoditi Commodity Description	Berat Bersih / Net Weight (Kg)		Nilai / Value C.I.F (US\$)	
		Bulan ini Current Month	Kumulatif Cum.Jan. to date	Bulan ini Current Month	Kumulatif Cum.Jan. to date
3402909100	Wetting agents of anionic surface activepreparations	46 509	393 699	152 409	1 205 832
3402909200	Anionic wash prep & clean prep,inclbleach,cleans-not liquid-not re	89 379	575 723	351 423	2 429 663
3402909300	Anionic surface-active prep,not liquidform not for retail sale	63 964	677 056	118 520	1 614 865
3402909400	Anionic surface-active prep, not liquidform, wetting agent not for	1 413	71 147	6 857	253 821
3402909500	Anionic surface-active prep, not liquidform,not wett agent not for	256 517	1 836 179	734 039	4 762 149
3402909900	Oth wash/lean prep,incl bleach cleansoth,than liquid-not for retail	49 936	372 512	136 204	1 444 780
3403111100	Liquid lubricating oil prep, for treatmof textile,or oth material, con	84 058	918 128	222 927	2 533 136
3403111900	Oth liquid preprtion for the treatmenttextile or oth materials, conl	19 642	224 812	76 999	845 359
3403119000	Oth prep for the treatment of textile materials,oth than liquid,con	355 178	3 502 127	1 016 828	8 721 769
3403191100	Liquid oil for aircraft engine contpetroils/oils obtain. bituminous r	1	34 742	131	229 949
3403191200	Oth liquid prep content silicone oil,cont petrole oils,or bituminous	11 200	144 834	51 518	747 049
3403191900	Oth liquid for other purposes contpetrol oil or bituminous mineral	1 921 261	12 034 274	4 870 534	31 099 787
3403199000	Oth lubricating prep cont petroleum oil	351 514	3 113 395	1 766 738	15 452 575
3403911100	Liquid prep cont silicone oil-for treatof textile,or oth matt,not conl	50 938	459 630	194 976	1 923 677
3403911900	Liquid prep for treatment of textilemater,not cont petroleum oil &	146 581	2 201 058	515 366	6 465 325
3403919000	Liquid preparat for treatment of textilor the material, not cont pet	791 749	7 149 114	2 278 581	19 672 704
3403991100	Liquid oil for aircraft engine not contpetroleum oils or oils obtain k	5 768	18 507	17 353	54 951
3403991200	Oth liquid prep content silicone oilcont petrol oil,or bituminous mi	45 880	121 756	125 992	334 518
3403991900	Oth liquid for other purpose not contpetroleum oil or bituminous l	91 596	635 666	366 094	2 395 113
3403999000	Preparat for treat of textile,leatheroth mater,not cont petrol oil,nc	636 180	4 644 593	2 766 280	26 541 683
3404200000	Artificial waxes & prepared waxes,ofpoly(oxyethylene) (polyethyle	327 143	3 797 088	1 028 931	9 582 128
3404901000	Oth artificial waxes & prepared waxes.	9 370	234 311	35 466	797 013
3404909000	Oth artificial waxes & prepared waxes.	1 522 571	11 545 218	3 912 651	28 203 119
3405100000	Polishes, creams & similar preparat forwear or leather	11 283	149 152	98 863	843 877
3405200000	Polishes,creams & similar prep for themaintenance of wooden fur	3 194	19 235	32 435	170 028
3405300000	Polishes & similar prep for coachwork,oth than metal polishes	98 500	723 173	267 549	1 886 502
3405401000	Abrasive lapping & honing,in the form offlour,scouring pastes & pc	16 286	35 788	20 483	67 365
3405409000	Oth scouring pastes & powders & othscouring preparations	10 418	138 052	77 118	897 498
3405901000	Metal polishers	28 187	203 087	61 841	420 780
3405909000	Oth polishes & cream, for footwear,furniture, floors	3 472	189 104	46 302	365 885
3406000000	Candles, tapers & the like	48 727	716 724	105 991	1 519 091
3407001000	Modelling pastes, incl those put up forchildrens amusement	14 009	214 790	16 692	701 892
3407002000	Prep known as ""dental wax"", in sets,packings,retail sale or in pla	0	216	0	4 349
3407003000	Other preparations for use in dentistry,with a basis of plaster of ca	11 029	22 182	20 379	179 271
3501100000	Casein	385 575	1 757 912	4 089 041	19 050 196
3501901000	Caseinates & other casein derivatives	128 062	2 144 257	1 603 947	26 153 012
3501902000	Casein glues	6	64	1 114	7 913
3502110000	Egg albumin - dried	0	93 767	0	870 451
3502190000	Egg albumin - oth than dried	0	1 860	0	17 333
3502200000	Milk albumin,incl concentrates of >= 2whey proteins	28 000	481 003	331 490	5 656 087
3502900000	Oth egg albumin	303	1 749	12 925	88 509
3503001100	Glues of fish glues	737	1 704	1 222	8 451
3503001900	Glues of oth than fish glues	26 531	150 055	24 195	290 107
3503003000	Isinglass	972	20 984	8 009	118 685
3503004100	Gelatin in powder form with bloatinglevel a-250 or b-230 or highe	5 001	226 443	41 030	1 842 117
3503004900	Oth gelatin derivatives,isinglass,othglue of animal origin,excl casei	358 005	3 089 721	2 853 565	24 386 602
3504000000	Peptones and their derivatives, othprotein substances and their	452 591	3 741 433	2 472 958	18 483 083
3505101000	Dextrins, soluble or roasted starches	1 196 836	8 598 647	1 204 010	8 741 683
3505109000	Oth dextrins & oth modified starches	8 213 960	74 745 251	7 285 400	70 392 413
3505200000	Glues based on starches/dextrins	543 625	4 449 691	789 485	7 768 237
3506100000	Prods suitable for use as glues/adhesive for ret sale as glues/adhe:	416 261	3 665 701	1 677 054	14 224 692
3506910000	Adhesives based on polymers of heading39.01 to 39.13 or on rubb	2 846 930	23 387 835	8 462 915	75 151 024
3506990000	Oth adhesives based on polymers ofheadings 39.01 to 39.13 or on	1 983 427	15 874 303	6 677 723	55 971 204
3507100000	Rennet & concentrates thereof	0	129	0	12 448
3507900000	Oth enzymes; prepared enzymes nes orinclude	435 995	6 128 499	2 889 332	21 916 034
3601000000	Propellent powders	0	114 077	0	2 549 008
3602000000	Prepared explosive, oth than propellentpowders	78 669	1 264 245	1 273 133	14 631 909
3603001000	Semi-fuses, elemented caps, signal tubes	54	180	5 465	10 645
3603002000	Safety fuses or detonating fuses	0	280 540	0	3 660 936
3603009000	Oth safety fuses, detonat fuses,percussion detonat caps,igniters,el	271 156	1 721 352	6 686 111	39 232 885
3604100000	Firecrackers and other fireworks	638 518	16 619 300	814 898	21 156 031
3604903000	Signalling flares or rockets	0	6	0	9 853
3604909000	Oth miniatur pyrotechnic munitions &percussions cap for toy, sign	0	85 654	0	488 357
3605000000	Matches ,oth than pyrotechnic article of 36.04	0	60	0	212

I.3. IMPOR MENURUT KOMODITI / IMPORT BY HS COMMODITY
***** SEPTEMBER/SEPTEMBER 2014 *****

HS	Uraian Komoditi Commodity Description	Berat Bersih / Net Weight (Kg)		Nilai / Value C.I.F (US\$)	
		Bulan ini Current Month	Kumulatif Cum.Jan. to date	Bulan ini Current Month	Kumulatif Cum.Jan. to date
3606100000	Liquid/liquified-gas fuel in containers used for filling or refilling <= 1	11 229	50 564	10 952	58 809
3606901000	Solid or semi-solid fuels, solidified alcohol & oth similar prepared fr	0	2 180	0	10 208
3606902000	Lighter flints	133	54 900	1 523	897 277
3606904000	Resin torches, firelighters & the like	510	6 817	550	24 666
3606909000	Oth solid or semi-solid fuels, solidified alc & oth similiar prep fuels	2 781	16 840	27 412	154 927
3701100000	Photographic plates & film in the flatsensitised for x-ray	61 786	458 527	1 565 936	10 540 394
3701200000	Photographic plates & film in the flatsensitised for instants print fil	1 306	14 387	116 443	1 175 306
3701300000	Oth plates & film, with any side >255 mm	508 911	3 727 028	2 173 263	15 218 163
3701911000	Photo plates & film in the flatsensitised suitable for use in the prin	366	5 742	2 842	21 187
3701919000	Oth photo plates & film in the flatsensitised suitable for use in the	0	7 437	0	18 919
3701991000	Oth plats & film photogrhap (polychrome) specially manuf for print	122 007	906 683	94 245	1 047 189
3701999000	Oth polychrome suitable for use in the printing industry	2 982	37 188	151 979	402 980
3702100000	Photographic film in rolls, sensitised for x-ray	0	7 226	0	634 417
3702310000	Photographic film in rolls, sensitised for colour photography	0	1	0	49
3702320090	Oth photo film in roll, sensitised suitable for use in medical, surgical	2 186	17 092	15 279	54 944
3702390010	Infra red transparent film	0	1 302	0	17 656
3702390090	Oth film, without perforat, of a width <105 mm	161	2 847	3 675	73 988
3702420090	Film oth than for color photogr, width >610mm, length >200m	0	1	0	1
3702430090	Oth film, width > 610mm, length < 200mspecially prepared for me	1 902	2 799	23 525	54 140
3702440010	Infra red transparent film, 105mm < width < 610mm	3 029	21 723	22 744	170 115
3702440090	Oth film, 105mm < width < 610mm, specially prepared for medical s	10 149	99 397	85 541	889 761
3702530000	Film for color photo 16mm < width < 35mm, length < 30m for slides	0	35	0	606
3702979000	Oth film width < 35mm, length > 30 suitable for use in cinematograph	43	122	1 019	2 316
3702989000	Oth film oth than for color photography	507	569	1 278	6 857
3703101000	Photographic paper, paperboard & textil, unexposed, rolls, width of	108	23 928	2 767	99 549
3703109000	Photographic paper, paperboard & textil, unexposed, rolls, width of	129 400	665 135	780 293	4 184 569
3703200000	Oth photograph paper, sensitis, unex-posed for color photography	242 966	1 309 811	1 637 107	8 253 569
3703900000	Oth photograph paper, paperboard & textsensitised, unexposed.	21 677	235 710	96 776	691 097
3704001000	Plate & film for x-ray, unexposed but not developed	0	3 440	0	69 950
3704009000	Oth photograph plates, film, paper, paper-board & textiles, expos bu	12 476	24 198	12 556	69 610
3705100000	Photograph plates & film, exposed & developed, for offset reprodu	7 382	59 267	12 880	97 223
3705901000	Photograph plates & film, exposed & developed for x-ray	0	570	0	105 506
3705902000	Microfilms, exposed and developed	0	59	0	47 534
3705909000	Oth photograph plates & film, expos & developed, oth than cinemat	27 534	397 337	51 390	1 491 702
3706103000	Cinematograph film, expos & develop, of width >= 35 mm, with pictur	0	3	0	32
3706109000	Oth cinematograph film, expos & developed of a width >= 35 mm	57	890	6 559	84 987
3706901000	Newsreels, travelog, technical & scientific film, expose & develop, of a v	0	3	0	206
3706903000	Oth cinematographic film, expos & develop with or not incorporatin	0	55	0	3 305
3706904000	Cinematographic film, expos & develop < 35 mm, only of sound tra	0	31	0	635
3706909000	Oth cinematgrphic film, expos & develop with or not incorporating	20	270	1 522	11 040
3707100000	Sensitising emulsion, for photo use (oth than varnishes, glue, adhes	11 229	44 517	43 694	263 112
3707901000	Flashlight materials, unmixed prods for photo uses, put up in meas	13 600	99 485	14 008	240 292
3707909000	Oth chemical prep for photographic uses, put in measur portions, r	139 037	1 975 212	1 158 304	9 466 520
3801100000	Artificial graphit, in the form of paste blocks, plates or oth semiman	585 104	4 098 489	735 493	6 239 025
3801200000	Colloidal/semi-colloidal graphite, in pastes, blocks, plates or oth ser	340	15 199	4 633	131 068
3801300000	Carbonaceous pastes for electrodes & similar paste & for furnace li	1 452 591	7 890 683	837 435	4 910 508
3801900000	Oth artificial graphit; colloidal or semigraphite, pastes, blocks or pla	384 957	2 460 283	472 735	3 791 343
3802100000	Activated carbon, including spent animal black	419 261	6 852 158	1 223 010	13 157 622
3802901000	Activated bauxite, including spent animal black	4 403	814 692	20 190	835 476
3802902000	Activated clays & activated earth, incl spent animal black	42 985	1 328 425	36 621	893 713
3802909000	Oth activat natural mineral prod, animal black include spent animal	1 694 338	9 662 734	939 479	5 803 805
3803000000	Tall oil, whether or not refined	6 884	43 986	15 566	82 080
3804001000	Concentrated sulphite lye	412 500	2 064 817	227 324	1 554 076
3804009000	Oth residual lyes from wood pulp with or not concentrat, desugar /	953 552	7 894 563	1 126 887	10 751 537
3805100000	Gum, wood or sulphate turpentine oils	15 343	173 632	57 640	383 752
3805900000	Oth terpenic oil produc by the distillat of coniferous wood & oth cr	148 201	1 630 617	383 425	4 444 169
3806100000	Rosin & resin acids	232 470	1 642 202	765 439	7 394 847
3806200000	Salt of rosin, of resin acid, of drv or resin acid, oth than salt of rosin	35 193	160 768	116 807	524 010
3806301000	Ester gums - in blocks	0	253 500	0	789 165
3806309000	Ester gums - in oth forms	59 018	774 701	315 877	3 223 437
3806901000	Run gums in blocks	200	55 660	1 040	171 955
3806909000	Oth derivates rosin & resin acids thereo	585 383	4 691 216	1 344 348	11 260 871
3807000000	Wood tar, wood tar oils, wood creosote, wood naphtha, vegetable	16 000	77 648	14 400	168 323
3808501000	Insecticides, in subhd note 1	207 488	1 811 782	937 359	9 975 899

I.3. IMPOR MENURUT KOMODITI / IMPORT BY HS COMMODITY
***** SEPTEMBER/SEPTEMBER 2014 *****

HS	Uraian Komoditi Commodity Description	Berat Bersih / Net Weight (Kg)		Nilai / Value C.I.F (US\$)	
		Bulan ini Current Month	Kumulatif Cum.Jan. to date	Bulan ini Current Month	Kumulatif Cum.Jan. to date
3808502100	Fungicides in aerosol containers	8 000	62 575	274 943	802 580
3808502900	Oth fungicides in aerosol containers	50 235	1 552 117	416 323	5 257 894
3808503900	Oth herbicides in aerosol containers	63 959	809 968	185 232	2 722 047
3808504000	Herbicides, anti-sprouting products subhnote 1	122 025	728 230	338 786	2 426 499
3808505000	Herbicides plant-growth reg subhd note 1	1 836	135 978	22 340	563 780
3808506000	Disinfectants, subhd note 1	64 560	368 588	295 694	1 594 936
3808509900	Oth disinfec, smlar prod, put up in form/pack for ret sale, subhd1, nc	4 009	27 000	36 441	168 643
3808911100	Intermediate preparation for the mnfactof insecticides cont 2-(1-M	40 000	50 543	30 400	95 900
3808911900	Oth intermediate preparatfor the mnfactof insecticides cont 2-(1-M	449 284	3 829 638	4 194 437	27 718 678
3808912000	Intermediate preparation for the mnfactof insecticides of mosquit	0	60 850	0	88 421
3808913000	Intermediate preparation for the mnfactof insecticides of mosquit	0	3 000	0	4 460
3808919100	Insecticides in aerosol containers havina deodorosing function	69	224 677	608	223 581
3808919200	Oth insecticides in aerosol containershaving a deodorosing functio	7 698	490 073	59 400	1 309 580
3808919300	Oth insecticides in oth aerosol containehaving a deodorosing funci	18 361	265 696	114 538	2 215 441
3808919900	Oth insecticides in oth aerosol containehaving oth function	485 037	5 649 830	6 756 656	74 048 051
3808921900	Oth fungicides, in aerosol container w/avalidamycin cont<3% nett	130 763	1 292 382	558 312	4 038 862
3808929000	Oth fungicides, in aerosol container	981 459	8 837 369	6 168 901	61 206 878
3808931100	Herbicides, anti-sprouting product andplant-growth regulator in a	0	4 000	0	19 200
3808931900	Oth herbicides,anti-sprouting product &plant-growth regulator in :	1 113 840	22 944 671	4 406 074	96 068 384
3808932000	Herbicides, anti-sprouting products notsubhd note 1	0	456 176	0	1 080 740
3808933000	Herbicides, plant-growth regulator, notsubhd note 1	274 490	2 762 036	775 070	7 894 188
3808941000	Disinfectants containing mixtures of coal tar acid and alkalis	0	11 998	0	45 868
3808942000	Oth disinfectants containing mixtures ofcoal tar acid and alkalis in	2 400	3 569	16 920	23 893
3808949000	Oth disinfectants containing mixtures ofcoal tar acid and alkalis	21 921	1 736 854	93 138	6 729 504
3808991000	Wood preserv containing insecticides orfungicides	20 000	282 015	19 784	359 175
3808999000	Oth wood preserv containing insecticidesor fungicides	205 944	1 825 234	684 801	5 121 281
3809100000	Finish agent, dye carriers to accele witha basis of amylaceous subst	443 619	2 837 923	413 500	2 747 324
3809911000	Finish agent, dye carriers to accele kindused in the textile or like in	8 085 044	50 428 020	11 395 122	66 433 865
3809919000	Softening of finish agent, dye carrier toaccele kind used in the tex/	1 202 311	9 923 055	3 073 735	26 657 135
3809920000	Oth finish agent, dye carriers to accelekind used in the paper or lik	2 239 992	20 206 731	4 597 144	40 289 160
3809930000	Oth finish agent, dye carriers to accelekind used in the leather or lil	394 481	2 718 705	1 214 760	8 041 731
3810100000	Pickling prep for metal surfac, soldering, brazing, welding powders	1 261 316	7 716 257	4 615 010	30 558 443
3810900000	Other prep of a kind used as cores orcoating for weld electrodes o	395 007	5 016 051	1 436 511	15 925 934
3811110000	Anti-knock preparation, based on leadbased on lead compound	107	1 828	1 332	14 691
3811190000	Oth anti-knock preparations	60 264	1 066 295	286 879	5 287 838
3811211000	Additive for lubricat oils, cont petrooil & oil obtain from bitumin, r	5 213	130 086	34 026	976 892
3811219000	Additive for lubricat oils, cont petrooil & oil obtain from bitumin, n	4 377 574	37 731 415	17 176 588	144 192 777
3811290000	Oth additive for lubricat oils, contpetrol oil & oil obtain from otmn	58 670	1 237 504	273 101	4 319 646
3811901000	Anti knock prep, rust preventativ &corrosion inhibitors	308 182	1 989 620	1 483 204	9 063 809
3811909000	Oth anti-knock prep., for mineral oilliquid used as mineral oils	853 842	5 001 458	3 564 444	17 637 554
3812100000	Prepared rubber accelerators	1 947 881	18 122 897	5 290 956	50 090 540
3812200000	Compound plasticisers for rubber orplastics	937 044	10 624 835	1 565 080	16 987 655
3812300000	Anti oxidising prep & oth compoundstabilisers for rubber or plastic	2 613 859	24 521 752	7 088 673	64 782 143
3813000000	Prep. & charge for fire-extinguishercharged fire-extinguishing gren	223 189	2 257 759	523 665	4 232 890
3814000000	Organic composite solvents & thinners, prepared paint or varnish r	731 254	8 057 457	1 887 045	24 342 107
3815110000	Supported catalyst, with nickel/nickelcompounds as the active sub:	80 080	630 016	944 496	6 583 143
3815120000	Supported catalyst, with precious metalcompounds as the active s	75 859	239 414	6 539 164	11 890 260
3815190000	Oth supported catalysts	303 008	2 788 040	5 991 326	27 167 698
3815900000	Oth reaction initiators, reactionaccelerators catalytic prep, nes or i	2 126 852	12 294 452	11 598 941	69 184 157
3816001000	Refractory cements	1 915 813	20 020 584	2 263 337	15 914 423
3816009000	Oth refractory cements	3 142 205	22 175 685	1 908 353	19 742 130
3817000000	Mixed alkylbenzenes & mixed alkyl naphthalanes oth than head 27	7 654 022	41 359 274	14 122 276	77 795 725
3818000000	Wafers/discs with silicon content	33 318	303 853	3 503 010	56 365 933
3819000000	Hyd brake fluid&oth for hyd trnsmsionwhether or not cont<70% v	198 603	1 855 477	527 944	4 936 843
3820000000	Anti-freezing preparations & preparedand prepared de-icing fluids	228 531	2 236 617	653 454	5 390 646
3821001000	Prepared culture media for developmentof micro organics	3 595	69 262	314 167	3 250 236
3821009000	Oth prepared culture media fordevelopment of micro organics	2 077	15 761	49 109	448 929
3822001000	Plate, sheet, film, foil & strip of plasticimpreghtd/coated with diag re	12 618	253 508	1 357 996	12 882 430
3822002000	Paperboard, cellulose wadding & web fibreimpreghtd/coated with	14 490	56 746	1 071 402	3 450 333
3822003000	Sterilisation indicator strips and tapes	9 653	91 682	248 793	1 836 636
3822009000	Oth diagnostic/lab reagents & preparedwhether or not head 30.0	209 371	1 674 514	5 726 863	45 124 085
3823110000	Stearic acids	350 090	4 265 167	408 067	4 987 539
3823120000	Oleic acids	14 742	163 931	25 049	293 925
3823130000	Tall oils fatty acids	270 851	2 126 528	285 463	2 938 975

I.3. IMPOR MENURUT KOMODITI / IMPORT BY HS COMMODITY
***** SEPTEMBER/SEPTEMBER 2014 *****

HS	Uraian Komoditi Commodity Description	Berat Bersih / Net Weight (Kg)		Nilai / Value C.I.F (US\$)	
		Bulan ini Current Month	Kumulatif Cum.Jan. to date	Bulan ini Current Month	Kumulatif Cum.Jan. to date
3823191000	Acids oil from refining	0	1 476	0	38 449
3823199000	Oth industrial monocarboxylic fatty acid	669 922	6 279 136	1 101 070	10 183 770
3823701000	Industry fatty alcohols in the form of wax	16 105	87 624	80 022	371 560
3823709000	Oth industry fatty alcohols in the form of wax	1 813 541	15 688 423	2 947 605	28 515 358
3824100000	Prepared binders for foundry moulds or core	537 584	4 544 671	1 312 219	7 496 199
3824300000	Non-agglomerated metal carbides mixed together with metallic bir	8 164	51 751	141 123	644 662
3824400000	Prepared additives for cements, mortars or concretes	2 652 078	26 518 943	6 544 200	64 564 672
3824500000	Non-refractory mortars & concretes	40 660	3 339 304	75 813	1 847 598
3824600000	Sorbitol oth than that of subheading 2905.44	601 239	3 434 508	381 579	2 256 379
3824719000	Oth mix cont halogenated, drv methane, ethane cont cfcs, pfcs, hf	0	14 121	0	376 020
3824720000	Mix cont halogenated, drv methane, ethane cont bromochlorodi(tr	3 940	4 471	71 144	111 019
3824730000	Mix cont halogenated, drv methane, ethane containing hbfcs	3 584	19 672	71 626	705 312
3824749000	Oth mix cont halogen, drv methane, ethane cont hbfcs < 70% petro o	69 072	413 023	290 855	1 829 883
3824750000	Mix cont halogenated, drv methane, ethane containing carbon tetr	3 611	42 454	15 330	173 236
3824760000	Mix cont halogenated, drv methane, ethane cont 1,1,1-3-chloroetha	300	2 438	1 370	11 720
3824770000	Mix cont halogenated, drv methane, ethane cont bromomethane /	0	16 000	0	19 040
3824780000	Mix cont halogenated, drv methane, ethane cont pfcs or hfcs but no	31 447	157 467	189 933	924 906
3824790000	Other mix cont halogenated, drv methane, ethane	410 811	3 848 011	1 461 206	14 307 449
3824810000	Mix & preparation containing oxirane (ethylene oxide)	33 580	350 510	95 707	1 046 001
3824820000	Mix & preparation containing pbbs, PCBs, PCTs	0	95 234	0	569 478
3824830000	Mixtures & preparation containing tris(2,3-dibromopropyl) phosph	1 062	147 435	4 608	274 377
3824901000	Ink removers, stencil correctors & oth, corrector fluids in package	234 654	1 535 751	853 032	5 425 009
3824903000	Copying pastes with a basis of gelatin presented in bulk/ready to u:	109 487	521 379	504 880	2 659 862
3824904000	Composite inorganic solvents	894 516	5 517 932	2 776 933	21 107 082
3824905000	Acetone oil	5 984	77 175	48 165	575 354
3824906000	Preparations/mixtures cont monosodium glutamate	128 565	1 099 677	516 970	4 110 942
3824907000	Mixtures of chemical, of a kind used in manufacture of foodstuff	790 753	6 314 515	2 732 379	23 433 245
3824909100	Naphthenic acids, their water insoluble salts and their esters	538 382	5 282 908	1 546 407	13 552 188
3824909900	Oth prods & preparations cont cfc-11, 12, 115, and halon	1 245 847	37 455 861	5 295 488	50 843 804
3825500000	Waste of metal pickling liquor, hydraulic brake fluids, anti freeze flin	0	9	0	128
3825690000	Oth waste from chemical/allied industry oth than cont. organic consti	0	44	0	3 196
3826001000	Coconut methyl ester (CME)	0	140	0	2 046
3901101200	Linear Low Density Polyethylene in the form of liquids or pastes	284 551	1 457 682	468 641	2 557 306
3901101900	Oth linear Low Density Polyethylene in the form of liquids or pastes	2 294 621	15 772 558	4 914 092	31 718 943
3901109200	Polyethylene having a specific gravity < 0.94 in oth form	13 117 812	136 119 968	19 964 713	206 402 717
3901109910	Low Density Polyethylene	17 011 373	148 742 444	28 318 385	249 982 843
3901109990	Oth low Density Polyethylene	1 420 377	11 195 707	3 028 323	23 390 413
3901200000	Polyethylene having a specific gravity 0.94 or more	24 130 989	200 983 720	40 097 428	321 582 557
3901300000	Ethylene-vinyl acetate copolymers	6 121 826	43 764 604	10 732 324	74 462 168
3901904000	Polymers of ethylene in dispersions	513 413	4 132 146	852 408	7 207 364
3901909000	Oth polymers of ethylene in oth form	8 551 171	77 477 959	17 511 747	154 572 867
3902103000	Polypropylene in oth form	34 492	629 535	23 010	704 594
3902109010	Polypropylene in dispersion	214 291	977 111	601 754	2 486 154
3902109020	Polypropylene in granule form	61 831 836	410 981 595	96 572 523	630 599 484
3902109090	Polypropylene in oth form	5 163 346	34 614 698	9 052 179	66 500 236
3902200010	Polysobutylene liquids/pastes	122 299	1 597 463	326 075	5 087 978
3902200090	Polysobutylene in oth forms	77 269	869 665	312 179	2 855 710
3902303000	Propylene copolymers in liquid or pastes	6 679	894 399	30 680	4 847 248
3902309010	Propylene copolymers in granule	23 540 056	220 607 831	41 659 578	377 133 491
3902309090	Propylene copolymers in other forms	619 657	7 727 918	1 125 748	13 430 856
3902901000	Oth polymers of propylene in oth form	68 199	595 864	229 844	1 952 688
3902909010	Oth polymers of propylene in liquid or pastes	28 373	300 684	130 855	1 173 101
3902909090	Oth polymers of propylene in oth form	594 448	5 209 711	1 555 352	14 946 924
3903111000	Expansible polymers of styrene in granule	1 612 860	11 296 346	3 451 589	24 674 115
3903119000	Oth expansible polymers of styrene in granule	293 280	3 946 110	672 847	8 709 107
3903191000	Unexpansible polymers of styrene in dispersions	62 977	815 422	145 694	1 315 270
3903192100	High impact polystyrene in granules	1 678 956	17 776 128	3 150 924	33 153 288
3903192900	Oth high impact polystyrene in granule	1 557 948	12 514 901	2 881 661	23 108 262
3903199100	Oth high impact polystyrene in oth form	246 861	2 820 286	526 053	6 329 194
3903199900	Oth polymers of styrene in primary form	460 212	4 521 823	1 033 114	8 816 641
3903204000	Styrene-acrylonitrile (SAN) copolymers in aqueous dispersion	3 038	18 745	15 149	53 887
3903209000	Oth styrene-acrylonitrile (SAN) copolymers	1 086 128	9 061 502	2 669 929	21 852 300
3903304000	Acrylonitrile-butadiene-styrene (ABS) copolymers in aqueous disp	1 000	14 747	7 204	65 909
3903306000	Acrylonitrile-butadiene-styrene copolymers in granules	3 348 260	27 164 391	7 855 268	63 183 105

I.3. IMPOR MENURUT KOMODITI / IMPORT BY HS COMMODITY
***** SEPTEMBER/SEPTEMBER 2014 *****

HS	Uraian Komoditi Commodity Description	Berat Bersih / Net Weight (Kg)		Nilai / Value C.I.F (US\$)	
		Bulan ini Current Month	Kumulatif Cum.Jan. to date	Bulan ini Current Month	Kumulatif Cum.Jan. to date
3903309000	Acrylonitrile-butadiene-styrenecopolymers in other form	6 306 293	55 469 179	15 130 907	126 894 057
3903903000	Oth polymers of styrene in aquaeonsdispersion	149 412	1 280 107	373 411	3 287 640
3903909100	High impact polystyrene ofacrylonitrile-butadiene-styrene	62 374	542 332	134 028	1 016 837
3903909900	Oth high impact polystyrene ofacrylonitrile-butadiene-styrene	656 859	7 138 581	2 098 275	18 810 209
39042101000	PVC homopolymers, suspension type notmixed with oth substance	2 084 076	14 553 881	2 276 293	15 991 793
3904109100	PVC in granule	223 396	2 017 780	337 127	3 071 718
3904109200	PVC in powder	1 523 313	23 307 988	1 631 650	24 889 748
3904109900	PVC in other form	1 626 306	15 923 598	2 100 543	22 950 463
3904211000	Oth poly(vinyl chloride) non plasticised in granule	25 000	289 708	16 720	384 414
3904212000	Oth poly(vinyl chloride) non plasticised in powder	5 811	49 214	10 859	89 704
3904219000	Oth poly(vinyl chloride) non plasticised in oth form	388 126	2 473 737	533 820	3 741 232
3904221000	Oth poly(vinyl chloride) plasticised indispersions	35 499	279 329	38 875	333 052
3904222000	Oth poly(vinyl chloride) plasticised ingranule	81 489	1 029 572	147 643	1 762 322
3904223000	Oth poly(vinyl chloride) plasticised inpowder	94	1 631 852	1 136	990 038
3904229000	Oth poly(vinyl chloride) plasticised	412 232	3 538 153	906 385	6 692 738
3904301000	Vinyl chloride-vinyl acetate copolymersin granule	57 635	474 264	204 200	1 598 781
3904302000	Vinyl chloride-vinyl acetate copolymersin powder	98 358	691 082	260 079	1 820 609
3904309000	Vinyl chloride-vinyl acetate copolymersin oth form	91 782	1 007 027	150 615	2 301 135
3904401000	Oth vinyl chloride copolymers in granule	35 908	351 799	129 457	1 245 146
3904402000	Oth vinyl chloride copolymers in powder	23 218	138 887	152 765	469 189
3904409000	Oth vinyl chloride copolymers in othform	32 602	274 223	137 735	1 100 258
3904504000	Vinylidene chloride polymr in dispersion	24 128	327 895	22 592	602 345
3904505000	Vinylidene chloride polymers in granule	310 617	2 002 747	475 839	2 946 502
3904506000	Vinylidene chloride polymers in powder	0	419	0	695
3904509000	Vinylidene chloride polymers in othform	39 436	2 119 658	146 890	4 817 948
3904611000	Fluoro-polymers polytetrafluoroethylenein granule	293	3 223	7 140	51 566
3904612000	Fluoro-polymers polytetrafluoroethylenein powder	109	1 613	907	12 369
3904619000	Fluoro-polymers polytetrafluoroethylenein oth form	3 678	78 824	29 250	1 044 990
3904693000	Fluoro-polymers polytetrafluoroethylenedispersions	350	25 186	9 362	474 376
3904695000	Oth fluoro-polymers in powder	0	1 082	0	27 235
3904699000	Oth fluoro-polymers in oth form	6 440	161 058	174 628	17 171 862
3904904000	Oth polymers vinyl chloride in granule	11 200	13 842	20 160	24 335
3904905000	Oth polymers vinyl chloride in powder	21 538	74 392	78 369	323 461
3904909000	Oth polymers vinyl chloride in oth forms	36 949	600 474	180 663	2 003 418
3905120000	Poly(vinyl acetate) in aqueousdispersions	40 763	262 736	55 814	365 273
3905191000	Oth poly(vinyl acetate) in liquids orpastes	2 928	20 519	1 636	25 628
3905199000	Oth poly(vinyl acetate) in oth form	19 975	620 176	33 827	1 036 375
3905210000	Vinyl acetate copolymers in aqueousdispersions	442 730	4 627 687	510 052	5 071 979
3905290000	Oth vinyl acetate copolymers	199 077	1 482 063	470 212	3 485 037
3905301000	Poly (vinyl alcohol) in aqueousdispersions	67 379	770 055	151 314	1 653 899
3905309000	Poly (vinyl alcohol) in other form	1 417 205	16 370 849	3 422 869	35 905 483
3905911000	Copolymers of vinyl acetate or of othvinylester in dispersions	990	86 401	11 537	191 254
3905919000	Copolymers of vinyl acetate or of othvinylester oth form	35 652	309 737	181 358	1 652 631
3905991000	Oth copolymer of vinyl acetate inaqueous dispersions	2 723	15 079	20 390	72 906
3905992000	Oth copolymer of vinyl acetate in nonaqueous dispersions	63	341	320	10 395
3905999000	Oth polymer of vinyl acetate/othvinyl esters;oth vinyl polymers; pi	116 814	825 510	1 461 146	8 258 565
3906101000	Poly(methyl methacrylate) indispersions	138 733	870 859	383 221	2 172 789
3906109000	Oth poly(methyl methacrylate) in othform	831 964	7 913 368	2 262 554	20 883 287
3906902000	Oth acrylic copolymers in dispersions	889 009	10 024 871	1 595 153	15 827 878
3906909200	Sodium polyacrylate	29 429	870 313	52 000	2 474 914
3906909900	Oth sodium polyacrylate	6 607 117	57 479 836	15 152 372	136 051 341
3907100000	Polyacetals	925 462	7 465 281	2 343 557	18 503 562
3907201000	Polytetramethylene ether glycol	1 649 356	13 160 719	3 329 393	29 261 264
3907209000	Oth polytetramethylene ether glycol	6 190 627	60 342 110	14 104 306	132 652 365
3907302000	Epoxide resins of kind used for coating, in powder	51 310	704 665	294 882	3 096 089
3907303000	Epoxide resins in liquids/pastes	748 511	7 660 358	4 290 092	37 608 850
3907309000	Epoxide resins in oth form	1 057 978	11 827 914	6 100 417	49 456 351
3907400010	Optic grade w/ mell flow rate index>25gr/ 10 min in pack of nat w	449 348	3 928 901	1 083 076	9 587 632
3907400090	Other polycarbonates	4 466 215	33 053 760	11 602 918	84 986 193
3907501000	Alkyd resins in the form of liquids orpastes	39 016	443 769	89 242	1 122 072
3907509000	Alkyd resins in oth form, except liquids or pastes	46 832	470 014	144 230	1 580 036
3907601000	Poly(ethylene terephthalate) indispersions	53 494	162 847	63 177	268 834
3907602000	Poly(ethylene terephthalate) in granules	5 552 867	35 459 834	7 566 907	48 156 660
3907609000	Poly(ethylene terephthalate) in oth form	15 201 912	103 230 892	20 788 110	141 961 405

I.3. IMPOR MENURUT KOMODITI / IMPORT BY HS COMMODITY
***** SEPTEMBER/SEPTEMBER 2014 *****

HS	Uraian Komoditi Commodity Description	Berat Bersih / Net Weight (Kg)		Nilai / Value C.I.F (US\$)	
		Bulan ini Current Month	Kumulatif Cum.Jan. to date	Bulan ini Current Month	Kumulatif Cum.Jan. to date
3907700000	Poly(lactic acid)	0	139 217	0	543 042
3907912000	Oth polyesters unsaturated in chip form	10	23 201	71 160	85 392
3907913000	Oth polyesters unsaturated in the form of liquids or pastes	57 090	768 406	141 241	1 812 211
3907919000	Oth polyesters unsaturated in oth form	425 153	3 206 184	1 053 443	9 235 660
3907994000	Oth polyesters saturated of a kind used for coating, in powder form	54 873	587 074	132 854	1 163 322
3907999000	Oth polyesters saturated in oth form	2 303 926	19 507 323	6 647 229	58 310 185
3908101000	Polyamides in primary forms, polyamide-6	4 012 411	44 855 863	11 474 826	128 462 583
3908109000	Polyamides in primary forms, polyamide-11,-12,-6,6,-6,9,-6,10 or -	924 544	10 899 671	3 396 288	39 939 858
3908900000	Oth polyamides, oth than polyamide-6,-11,-12,-6,6,-6,9,-6,10 or -	396 527	3 611 528	1 401 789	12 477 988
3909101000	Urea resins, thiourea resins in moulding compounds	669 684	5 176 121	2 005 202	15 375 298
3909109000	Other urea resins; thiourea resins	1 132 170	8 528 393	815 101	7 777 957
3909201000	Melamine resins in moulding compounds	311 317	2 509 727	453 898	4 063 763
3909209000	Other melamine resins, except in moulding compounds	261 937	3 002 197	751 585	5 641 397
3909301000	Oth amino-resins in moulding compound	444 043	4 207 718	913 558	8 956 075
3909309100	Glyoxal monourein resin, except in moulding compounds	62 593	992 908	199 304	2 841 072
3909309900	Oth amino-resins, not glyoxal monourein resin, not in moulding co	806 366	6 834 958	1 813 603	17 278 983
3909401000	Phenolic resins in moulding compound oth than phenol formaldeh	629 995	4 200 952	1 879 673	12 388 371
3909409000	Other phenolic resins, not in moulding compounds	618 914	6 495 299	1 848 320	18 978 760
3909500000	Polyurethanes	3 027 635	24 537 668	10 984 236	89 379 187
3910002000	Silicones in dispersions or in solutions	781 856	6 799 263	3 541 365	32 676 420
3910009000	Silicones not in dispersions or in solutions	506 699	6 184 184	2 944 890	30 755 465
3911100010	Petroleum,coumarone,indene/coumarone-indene&polyterpanes i	150 747	1 672 541	531 191	4 878 657
3911100090	Petroleum,coumarone,indene/coumarone-indene&polyterpanes r	2 809 632	21 806 825	7 614 462	58 445 002
3911900000	Polysulphides, polysulphones and othproduct specified in Note 3 t	924 447	7 217 193	2 629 471	22 134 155
3912110000	Cellulose acetates non-plasticised	1 184	91 009	13 011	363 398
3912120000	Cellulose acetates plasticised	10 787	92 550	81 759	653 884
3912201100	Water-based semi-finished nitrocellulose; including collodions; no	0	1 597	0	15 480
3912201900	Oth cellulose nitrates; including collodions; non plasticised	183 593	3 027 896	558 109	8 497 788
3912310000	Carboxymethylcellulose & its salts	735 124	5 280 713	2 369 539	18 698 214
3912390000	Oth cellulose ethers, not carboxymethylcellulose & its salts	582 320	4 734 168	3 277 677	28 770 348
3912902000	Other cellulose and its chemical derivatives,in the form of granule:	35 510	524 239	123 837	950 948
3912909000	Other cellulose and its chemical derivatives in other form	166 104	1 881 632	1 176 297	12 900 109
3913100000	Alginic acid, its salts & esters	63 743	986 674	647 763	6 871 644
3913901000	Oth natural polymers & its modified;hardened proteins	0	11 698	0	235 628
3913902000	Oth natural polymers & its modified;chemical derivatives of natur:	53 823	169 234	188 569	1 612 969
3913903000	Oth natural polymers & its modified;starch-based polymers	87 499	456 673	384 612	1 934 080
3913909000	Oth natural polymers & its modified; in other form	216 122	2 127 761	987 136	10 822 669
3914000000	Ion-exchanger base on polymer of heading 39.01 to 39.13, in prim	618 329	3 948 092	2 509 690	14 507 085
3915101000	Waste, parings & scrap, of polymers ofethylene; of non-rigid cellul	818 875	7 441 023	212 475	1 667 027
3915109000	Waste, parings & scrap, of polymers ofethylene; of rigid cellular pr	2 261 343	16 066 592	707 005	5 096 919
3915301000	Waste, parings & scrap,polymers of vinyl chloride; non-rigid cellul	0	35 719	0	12 966
3915900000	Waste, parings & scrap, of other plastic	6 533 931	55 280 552	3 322 778	32 680 819
3916101000	Monofilament of polymers of ethylene	3 120	10 561	13 086	52 559
3916102000	Rods, sticks & profile shape of polymer of ethylene	63 748	424 613	235 740	1 752 634
3916201000	Monofilament polymers of vinyl chloride	19 335	220 688	91 563	757 112
3916202000	Rods,sticks & profile shapes of polymer of vinyl chloride	228 949	2 096 130	273 343	3 453 462
3916904100	Monofilament other plastic of hardened proteins	7 963	20 403	13 999	82 844
3916904900	Other plastics of hardened proteins	33 543	127 864	98 589	366 118
3916905000	Other plastics of vulcanised fibre	7 364	14 383	53 493	101 898
3916906000	Other plastics of chemical derivatives of natural rubber	0	8 384	0	37 161
3916909100	Other monofilament of other plastics	29 203	55 079	16 005	108 207
3916909900	Oth plastic,except monofilament,hardened proteins,vulcanised fib	110 518	1 408 236	625 686	7 880 408
3917101000	Artificial guts (sausage casings) of hardened proteins	17 965	63 788	717 138	1 885 062
3917109000	Artificial guts (sausage casings) ofcellulosic materials	106 078	884 310	1 409 355	10 764 137
3917210000	Tubes, pipes & hoses, rigid, of polymers of ethylene	109 290	747 867	618 750	3 767 116
3917220000	Tubes, pipes & hoses, rigid, of polymers of propylene	56 498	755 040	210 584	2 688 432
3917230000	Tubes, pipes & hoses, rigid, of polymers of vinyl chloride	279 846	1 976 416	664 551	4 169 253
3917290000	Tubes, pipes & hoses, rigid, of polymers of other plastics	585 440	3 968 265	1 779 907	17 541 949
3917310000	Flexible tubes, pipes and hoses having a minimum burst pressure c	60 323	469 058	359 294	3 652 646
3917321000	Sausage/ham casing,not reinforced or combined w/ oth material,w	3 386	15 774	53 892	352 575
3917329000	Oth unflexible tube, pipe&hose,not reinforced or combined materi	244 147	3 146 350	2 513 124	21 494 954
3917330000	Oth tube, pipe,not reinforced/otherwise combined w/ oth material	26 983	333 160	89 099	1 014 917
3917390000	Other tubes, pipes and hoses	399 223	3 338 298	1 133 275	10 478 696
3917400000	Fittings of plastics	660 013	5 291 350	3 501 853	26 684 189

I.3. IMPOR MENURUT KOMODITI / IMPORT BY HS COMMODITY
***** SEPTEMBER/SEPTEMBER 2014 *****

HS	Uraian Komoditi Commodity Description	Berat Bersih / Net Weight (Kg)		Nilai / Value C.I.F (US\$)	
		Bulan ini Current Month	Kumulatif Cum.Jan. to date	Bulan ini Current Month	Kumulatif Cum.Jan. to date
3918101100	Tiles of polymers of vinyl chloride	111 095	1 642 304	82 216	1 328 359
3918101900	Oth floor covering of polymers of vinylchloride	1 684 442	13 060 170	989 920	9 078 506
3918109000	Wall or ceiling coverings of polymers of vinyl chloride	401 247	5 111 150	371 356	4 947 062
3918901100	Tiles of polyethylene	16 818	68 487	16 379	117 224
3918901300	Oth floor coverings of polyethylene	83 790	681 735	104 740	870 964
3918901900	Other floor coverings of other plastics	60 457	7 463 533	77 691	1 597 859
3918909100	Wall or ceiling covering of polyethylene	440 791	1 431 028	1 079 037	3 677 675
3918909900	Wall or ceiling coverings of otherplastic	115 958	1 153 287	339 528	3 365 824
3919101000	Self-adhesive plate, sheet, film, foil, tape&strip, width=<20cm; pyme	154 012	1 357 829	576 464	7 383 126
3919102000	Self-adhesive plate, sheet, film, foil, tape&strip, width=<20cm; polyet	90 448	955 979	776 751	10 624 738
3919109000	Self-adhesive plate, sheet, film, foil, tape&strip, width=<20cm; oth pl	917 861	7 602 285	8 989 114	65 131 393
3919901000	Self-adhesive plate, sheet, film, foil, tape&strip, width>=20cm; pyme	430 856	10 048 908	1 198 637	9 963 645
3919902000	Self-adhesive plate, sheet, film, foil, tape&strip, width>=20cm; of harc	51 726	131 629	45 271	471 734
3919909000	Self-adhesive plate, sheet, film, foil, tape&strip, width>=20cm; oth pl	3 890 269	32 203 805	14 082 458	113 700 661
3920100000	Oth plate, sheet, film, foil&strip, ethylene polymer, non-cellular¬	3 580 596	27 730 914	9 268 395	73 093 935
3920201000	Biaxially Oriented Polypropylene (BOPP)film, of polymers of propyl	2 753 491	20 235 757	5 579 538	40 502 525
3920209000	Oth plate, sheet, film, strip, propylenepolymers, non-cellular¬ rei	739 801	5 879 115	3 220 265	23 612 536
3920611000	Plates&sheets of polycarbonates	20 720	228 016	262 263	2 592 262
3920302000	Acrylonitrile butadiene styrene(ABS)sheet used in the refrigerator	11 493	154 419	56 355	682 096
3920309000	Polymer styrene not used as an adhesiveby melting; not ABS sheet	107 055	744 931	753 555	12 587 996
3920430000	Polymers of vinyl chloride tape; weight>=6% of plasticisers	790 119	5 610 123	1 688 800	12 934 041
3920490000	Polymers of vinyl chloride tape; weight<6% of plasticisers	1 493 779	15 404 998	2 692 112	27 710 536
3920510000	Acrylic polymers ofpoly(methyl methacrylate)	26 999	242 146	93 150	654 417
3920590000	Other acrylic polymer exceptpoly(methyl methacrylate)	143 477	1 041 639	103 614	1 234 383
3920611000	Plates&sheets of polycarbonates	143 521	1 243 782	310 873	3 161 397
3920619000	Polycarbonates except plates and sheetsform	206 515	1 605 315	902 898	8 437 230
3920620000	Poly(ethylene terephthalate)	2 536 703	25 490 026	5 358 666	52 235 058
3920630000	Unsaturated polyesters	13 192	177 639	25 372	443 539
3920690000	Oth polyester, not polycarbonate, poly(ethylene terephthaete)&ur	599 705	6 292 915	2 687 224	26 681 701
3920711000	Cellophane film	263 387	1 791 931	1 423 668	9 034 642
3920719000	Other regenerated cellulose, exceptcellophane film	54 979	113 719	147 483	494 647
3920730000	Cellulose acetate or its chemicalderivatives	0	24 156	0	40 903
3920799000	Other cellulose derivatives, exceptnitrocellulose	230	4 617	300	7 816
3920911000	Film of poly(vinyl butyral) in safetyglass, thickness 0.38-0.76mm w	237 198	1 440 975	1 266 266	8 624 338
3920919000	Other poly(vinyl butyral)	52 297	496 544	243 496	2 055 569
3920921000	Plate, sheet, foil & strip of polyamides-6	5 259	617 822	181 209	3 484 814
3920929000	Other plate, sheet, foil & strip of polyamides, except polyamides-6	217 859	1 996 549	860 280	7 799 928
3920930000	Plate, sheet, foil & strip of amino-resins	83	50 500	4 631	283 864
3920941000	Phenol formaldehyde (bakelite) sheets	3 830	196 095	64 724	664 907
3920949000	Oth plate, sheet, foil & strip of phenolic resins, except phenol forma	241 461	1 502 009	254 182	1 414 625
3920991000	Oth plate, sheet, foil&strip; oth plastic; hardened proteine/chemical	20 372	199 561	96 444	820 992
3920999000	Oth plate, sheet, foil&strip; oth plastic; not hardened proteine/chem	920 031	6 930 738	1 568 788	9 795 322
3921112000	Plates, sheets, film, foil&strip, cellular, of polymers of styrene; rigid	28	12 023	203	67 151
3921119000	Plates, sheets, film, foil&strip, cellular, of polymers of styrene; not ri	235 045	1 288 617	511 710	3 755 471
3921120000	Plates, sheets, film, foil&strip, cellular, of polymers of vinyl chloride	2 043 118	22 086 648	2 099 107	21 537 826
3921131000	Plates, sheets, film, foil&strip, cellular, of polyurethanes; rigid	27 165	235 674	263 152	2 297 175
3921139000	Plates, sheets, film, foil&strip, cellular, of polyurethanes; not rigid	159 709	2 227 968	1 291 342	18 437 210
3921142000	Plates, sheets, film, foil&strip, cellular, of regenerated cellulose; rigi	226	5 808	226	4 692
3921149000	Plates, sheets, film, foil&strip, cellular, of regenerated cellulose; not	21 896	128 077	139 869	722 450
3921192000	Plates, sheets, film, foil&strip, cellular, of other plastics; rigid	35 234	300 975	2 239 899	13 142 576
3921199000	Plates, sheets, film, foil&strip, cellular, of other plastics; not rigid	2 776 205	19 846 852	3 610 359	27 025 757
3921901000	Plates, sheets, film, foil&strip, ofvulcanised fibre	39 971	1 209 655	189 483	2 047 074
3921902000	Plates, sheets, film, foil&strip, ofhardened proteins	533 732	5 063 742	1 518 767	12 657 312
3921903000	Plates, sheets, film, foil&strip, ofchemical derivatives of natural rubt	9 565	30 043	25 599	166 146
3921909000	Other plates, sheets, film, foil&strip, ofplastics	5 772 174	47 209 274	8 923 814	77 874 338
3922101000	Baths	44 575	325 723	216 774	2 114 496
3922109000	Shower-baths, sinks & washbasins	65 674	719 956	695 979	5 309 030
3922200000	Lavatory seats and covers	82 566	894 513	374 470	4 352 211
3922901100	Parts of flushing cisterns, of plastics	31 036	180 926	195 626	1 512 344
3922901200	Flushing cisterns equipped with theirmechanisms	39 151	169 694	204 262	959 254
3922901900	Other lavatory pans, flushing cisterns & urinals	9 452	222 149	102 529	971 545
3922909000	Similar sanitary ware, of plastics	185 347	1 110 805	534 849	3 734 262
3923101000	Film, tape and optical disc cases	53 421	362 834	578 633	2 942 015
3923109000	Other boxes, cases, cratesand similararticles	2 654 314	21 702 240	6 810 503	56 982 918

I.3. IMPOR MENURUT KOMODITI / IMPORT BY HS COMMODITY
***** SEPTEMBER/SEPTEMBER 2014 *****

HS	Uraian Komoditi Commodity Description	Berat Bersih / Net Weight (Kg)		Nilai / Value C.I.F (US\$)	
		Bulan ini Current Month	Kumulatif Cum.Jan. to date	Bulan ini Current Month	Kumulatif Cum.Jan. to date
3923211100	Aseptic bag reinforced w/ alum foil; width >= 315mm; length >= 410mm	16 387	120 536	283 927	2 342 972
3923211900	Aseptic bag reinforced w/ alum foil; width < 315mm; length < 410mm	333 329	2 879 114	769 342	7 873 532
3923219100	Aseptic bag not reinforced w/ alum foil; width >= 315mm; length >= 410mm	8 964	101 388	58 822	573 523
3923219900	Aseptic bag not reinforced w/ alum foil; width < 315mm; length < 410mm	997 271	7 411 835	3 996 265	31 407 093
3923291000	Aseptic bag not reinforced w/ alum foil; width >= 315mm; length >= 410mm	18 003	145 711	134 569	1 340 564
3923299000	Aseptic bag not reinforced w/ alum foil; width < 315mm; length < 410mm	717 038	6 968 676	3 845 933	33 192 593
3923302000	Multilayer fibreglass reinforced fuel container	15 810	582 783	105 024	4 010 330
3923309000	Other carboys, bottles, flasks & similar article	706 587	7 835 932	2 903 491	29 391 131
3923401000	Spool, bobbin & similar support; suitable for machines heading 84.44	48 185	596 399	275 768	4 139 641
3923409000	Other spool, cop, bobbin & similar support	70 086	888 119	536 085	7 159 308
3923500000	Stoppers, lids, caps and other closures	1 233 415	9 481 843	6 509 600	53 410 962
3923901000	Toothpaste tubes container, of plastic	2 495	42 357	31 627	607 059
3923909000	Oth articles for the conveyance/packing goods of plastics	2 279 171	15 642 866	6 402 186	48 482 846
3924100010	Tableware & kitchenware of melamine	50 288	402 790	39 247	538 430
3924100090	Tableware & kitchenware except from melamine	31 580	518 532	188 192	3 174 514
3924901000	Bed pans, urinals (portable type) & chamber pots; of plastics	36 078	238 643	147 629	984 411
3924909000	Other household articles & hygienic/toilet articles, of plastics	2 084 986	15 393 878	6 350 937	62 325 789
3925100000	Reservoirs, tanks, vats & similar contain. capacity <= 300 litres	515	54 912	13 473	223 939
3925200000	Doors, windows & their frames & threshold for doors	161 647	1 662 123	252 767	3 287 367
3925300000	Shutters, blind (include Venetian blinds) and similar articles and pa	136 392	777 634	265 867	1 948 515
3925900000	Oth builder ware plastic, not elsewhere specified or included	565 578	3 436 152	715 186	7 418 139
3926100000	Office or school supplies of plastics	738 304	4 515 991	1 290 535	8 956 922
3926206000	Articles of apparel used for protection from chemical, radiation/fire	12 228	256 737	189 955	1 382 045
3926209000	Oth articles of apparel & clothing accessories; of plastics	798 678	5 887 229	3 086 962	32 655 612
3926300000	Fittings for furniture, coachwork or the like	177 948	1 368 370	910 096	6 541 438
3926400000	Statuettes & other ornamental articles	110 151	1 090 870	476 243	3 870 404
3926901000	Floats for fishing nets, of plastics	33 751	428 005	85 342	1 362 943
3926902000	Fan & handscreen, frames & handles and parts	17 088	416 128	60 202	1 080 536
3926903200	Plastic moulds with denture imprints	5	175	307	6 295
3926903900	Oth hygienic, medical & surgical articles; of plastics	486 851	3 953 111	4 124 698	34 048 254
3926904100	Police shields, of plastics	0	166	0	5 549
3926904200	Protective mask for use in welding & similar works	52 660	251 741	218 171	1 582 294
3926904400	Life saving cushions for the protection of persons falling from hegh	768	5 738	18 211	36 796
3926904900	Other safety and protective devices	301 020	1 463 386	1 058 724	11 185 657
3926905300	Transmission or conveyor belts or beltin	33 800	329 880	260 813	3 400 270
3926905500	Plastic J-hooks or bunch blocks for detonators	6 881	125 775	48 961	530 313
3926905900	Other industrial articles, of plastics	953 063	8 933 582	12 420 776	117 336 856
3926906000	Poultry feeders	24 769	66 706	13 679	87 932
3926907000	Padding for articles of apparel or clothing accessories	418 622	1 997 163	1 420 631	8 134 994
3926908100	Shoe lasts	50 079	400 444	710 318	6 155 010
3926908200	Prayer beads	942	9 158	925	20 646
3926908900	Cards for jewellery/small objects of personal adornment	198 724	1 648 314	1 092 547	10 067 990
3926909100	Other articles of plastics & other material of kind used for grain sto	37 938	387 401	217 415	2 958 028
3926909200	Empty capsules of a kind suitable for pharmaceutical use	67	5 014	3 003	133 730
3926909900	Other articles of plastics and other material	2 790 306	22 229 303	11 364 181	100 562 444
4001101100	Centrifuge concentrat, containing ammonia >= 0.5%; natural rubber	1 553 798	15 053 247	2 195 174	23 279 019
4001101900	Natural rubber latex, containing ammonia >= 0.5%; in other forms	0	51 364	0	97 732
4001102100	Centrifuge concentrat, containing ammonia < 0.5%; natural rubber	0	6 840	0	49 946
4001102900	Natural rubber latex, containing ammonia < 0.5%; in other forms	765	412 341	1 305	752 175
4001211000	Natural rubber in smoked sheets, RSS Grade 1	0	175	0	960
4001213000	Natural rubber in smoked sheets, RSS Grade 3	0	374 494	0	268 308
4001219000	Natural rubber in other forms	10 000	168 443	24 500	174 394
4001221000	Technically Specified Natural Rubber (TSNR) 10	40 320	1 773 320	92 643	2 931 258
4001222000	Technically Specified Natural Rubber (TSNR) 20	15 120	38 920	25 637	68 441
4001223000	Technically Specified Natural Rubber (TSNR) L	14 307	139 311	56 875	3 282 961
4001224000	Technically Specified Natural Rubber (TSNR) CV	4	38 404	2 228	100 916
4001229000	Other Technically Specified Natural Rubber (TSNR)	353 568	2 695 283	646 540	5 691 683
4001292000	Latex crepes	242	5 178	6 235	75 514
4001295000	Other crepes	0	3 000	0	23 400
4001297000	Skim rubber	0	137 601	0	373 283
4001299900	Other natural rubber in other forms	39 360	138 517	66 614	282 737
4001301100	Jelutong in primary forms	0	20 000	0	9 447
4001301900	Jelutong in other forms	0	43	0	720
4001309900	Other balata, gutta-percha, guayule, chicle similar natural gums, in c	21	102 572	6 890	354 217

I.3. IMPOR MENURUT KOMODITI / IMPORT BY HS COMMODITY
***** SEPTEMBER/SEPTEMBER 2014 *****

HS	Uraian Komoditi Commodity Description	Berat Bersih / Net Weight (Kg)		Nilai / Value C.I.F (US\$)	
		Bulan ini Current Month	Kumulatif Cum.Jan. to date	Bulan ini Current Month	Kumulatif Cum.Jan. to date
4002110000	Styrene-butadiene rubber,Carboxilatedstyrene-butadiene rubber;i	571 959	6 872 073	815 748	10 778 701
4002191000	SBR,XSBR;in primary forms/in vulcanised,uncompound plates,shee	3 640 374	36 934 954	8 044 387	82 210 442
4002199000	Styrene-butadiene rubber,Carboxilatedstyrene-butadiene rubber;i	7 395 263	54 087 690	14 867 038	108 829 018
4002201000	Butadiene rubber (BR), in primary forms	2 607 361	20 611 406	5 636 031	44 945 571
4002209000	Butadiene rubber (BR), in other forms	3 931 787	36 909 576	8 684 286	78 475 038
4002311000	Isobutene-isoprene rubber,unvulcanised,uncompound plates,shee	617 179	5 739 838	1 887 031	19 601 533
4002319000	Isobutene-isoprene (butyl) rubber (IIR), in other process	427 090	3 971 952	1 141 935	12 807 740
4002391000	Halo-isobutane-isoprene rubber,unvulcanised,uncompound plate,;	137 088	885 832	544 806	3 615 761
4002399000	Halo-isobutane-isoprene (butyl) rubber(CIIR/BIIR), in other proces	889 122	7 523 337	3 871 755	33 293 611
4002410000	Chloroprene (chlorobutadiene) rubber(CR), in latex form	274 904	3 267 558	566 715	6 562 080
4002491000	Chloroprene (chlorobutadiene) rubber(CR), in primary form	126 039	1 386 039	555 967	6 222 466
4002499000	Chloroprene (chlorobutadiene) rubber(CR) in other form	277 237	2 878 750	1 221 512	12 536 246
4002510000	Acrylonitrile-butadiene rubber (NBR), in latex form	1 351 238	11 692 725	1 885 521	18 266 911
4002591000	Acrylonitrile-butadiene rubber (NBR), in primary form	72 949	797 916	218 869	2 879 194
4002599000	Acrylonitrile-butadiene rubber (NBR), in other form	540 706	3 452 401	1 559 990	10 980 825
4002601000	Isoprene rubber (IR) in primary forms	102 558	671 363	234 682	1 634 381
4002609000	Isoprene rubber (IR) in other forms	24 320	597 733	41 255	1 498 895
4002701000	Ethylene-propylene-non-conjugated dienerubber (EPDM), in primar	294 131	2 811 084	863 876	8 751 713
4002709000	Ethylene-propylene-non-conjugated dienerubber (EPDM), in other	757 075	5 825 852	2 500 082	18 409 297
4002801000	Mixture of natural rubber latex withsyntetic rubber latex	170 283	1 004 070	461 521	2 664 452
4002809000	Other mixtures of any product of heading 40.01 with any product i	90 554	589 771	290 444	1 928 178
4002910000	Oth synthetic rubber & factice derivedfrom oils, in latex forms	875 139	10 276 149	975 788	10 760 145
4002992000	Oth synt rubber&factice derived from oil ;primary form,unvulcanis	0	153 355	0	1 440 191
4002999000	Oth synthetic rubber & factice derivedfrom oils in other form	390 843	3 032 968	1 353 465	9 888 417
4003000000	Reclaimed rubber in primary formsoar inplates, sheets or strips	1 597 054	13 566 913	1 166 234	10 278 356
4004000000	Waste,paring&rubber scrap (oth hardrubber)&powder&granule of	675 751	6 434 776	475 039	3 488 804
4005101000	Compounded of natural gums with carbonblack/silica,unvulcanise	76 042	445 670	254 227	1 888 485
4005109000	Compounded other rubber with carbonblack/silica,unvulcanised,ir	329 386	3 337 379	1 748 165	18 123 559
4005200000	Solutions; dispersions oth than those of subheading 4005.10	58 930	608 674	66 018	1 066 058
4005911000	Natural gums,in plates, sheets, & strip	12 153	45 407	55 276	399 800
4005919000	Other compounded rubber,unvulcanised,inplates, sheets, & strip	143 194	2 615 795	701 260	9 888 620
4005991000	Other compounded rubber,unvulcanised,inlatex form	2 251	23 924	18 723	105 329
4005999000	Other compounded rubber,unvulcanised,inother form	136 166	2 137 197	321 534	3 831 672
4006100000	"camel-back" strip for retreading rubber tyres, unvulcanised	42 643	657 741	68 760	1 041 692
4006901000	Natural gums; unvulcanised	41	17 225	729	33 407
4006909000	Oth forms & articles of unvulcanisedrubbers	55 093	527 781	361 647	3 903 602
4007000000	Vulcanised rubber thread & cord.	462 563	5 038 482	1 260 568	14 121 020
4008111000	Plates, sheet&strip of cell. rubber;thick<=5mm;lined w/ one side te	13 849	105 382	44 183	468 261
4008112000	Floor tiles and wall tiles of cellularrubber	15 664	44 169	27 265	81 288
4008119000	Other plates, sheets & strip of cellular rubber	163 331	1 706 557	940 135	8 490 942
4008190000	Other forms of cellular rubber	10 277	364 772	67 750	2 768 306
4008211000	Plate, sheet&strip non-cell. rubber;thick<=5mm;lined w/ one side t	31 032	212 707	1 081 771	7 393 421
4008212000	Floor tiles and wall tiles of non-cellular rubber	33	4 657	1 877	47 550
4008219000	Other plates, sheets, & strip ofnon-cellular rubber	63 363	813 103	586 334	4 132 220
4008290000	Other forms of non-cellular rubber	120 829	551 677	537 438	4 104 896
4009110000	Tube, pipe & hose, not reinforced/combined w/ oth material witho	128 228	1 282 740	896 863	7 272 513
4009121000	Mining slurry suction&discharge hose, not reinforce/combine w/ o	384	36 390	8 799	393 490
4009129000	Oth tubes, pipes & hoses, not reinforced/combined w/ oth mtrl wi	23 175	131 843	197 402	1 512 732
4009211000	Mining slurry suction&discharge hose, reinforce/combine w/ oth r	100	10 128	681	82 694
4009219000	Oth tube, pipe & hose, reinforced/combined w/ oth materials w/o l	214 909	2 049 884	1 409 372	16 096 286
4009221000	Mining slurry suction&discharge hose, reinforce/combine w/ oth r	991	81 361	19 618	225 222
4009229000	Oth tube, pipe & hose, reinforced/combined w/ oth materials w/ fi	104 618	918 007	723 365	8 734 028
4009311000	Mining slurry suction&discharge hose, reinforce/combine w/ textil	123 179	176 495	184 968	486 260
4009319100	Fuel hoses, header hoses&water hoses, used on motor vehicles	201 749	1 805 075	2 928 842	27 029 865
4009319910	Rubber hose for gas stove, without fittings	0	101 833	0	156 605
4009319990	Oth tube, pipe&discharge hose, reinforced/combined w/ textile, wi	144 420	648 918	1 205 256	5 350 201
4009321000	Mining slurry suction&discharge hose, reinforce/combine w/ textil	54	788	1 601	39 127
4009329010	Rubber hose for gas stove, with fittings	271	8 562	919	20 070
4009329090	Oth tube, pipe&discharge hose, reinforced/combined w/ textile, wi	39 314	373 184	550 984	5 042 904
4009410000	Mining slurry suction&discharge hose, reinforce/combine w/ oth r	224 865	2 203 819	1 264 974	11 369 142
4009421000	Mining slurry suction&discharge hose, reinforce/combine w/ oth r	4 062	31 374	38 430	199 442
4009429000	Oth tube, pipe & hose, reinforced/combined w/ oth material, with i	268 320	2 963 912	4 003 485	44 355 295
4010110000	Conveyor belts/belting, reinforced with metal	423 254	1 611 665	2 659 743	10 278 034
4010120000	Conveyor belts/belting, reinforced with textile material	389 717	3 200 838	1 137 986	8 500 517

I.3. IMPOR MENURUT KOMODITI / IMPORT BY HS COMMODITY
***** SEPTEMBER/SEPTEMBER 2014 *****

HS	Uraian Komoditi Commodity Description	Berat Bersih / Net Weight (Kg)		Nilai / Value C.I.F (US\$)	
		Bulan ini Current Month	Kumulatif Cum.Jan. to date	Bulan ini Current Month	Kumulatif Cum.Jan. to date
4010190000	Other conveyor belts/belting, reinforced with other material	870 023	4 361 791	4 737 719	25 622 962
4010310000	V-belts,V-ribbes of an outside circumference >60cm and <=180cm	22 844	254 518	465 411	4 694 435
4010320000	V-belts,oth than v-ribbed, of an outside circumference>60cm and	936	35 299	32 083	596 341
4010330000	V-belts,V-ribbed,of an outside circumference>180cm and <=240cm	1 655	11 175	15 550	188 457
4010340000	V-belts,oth than v-ribbed, of an outside circumference>180cm and	127	16 919	2 444	234 867
4010350000	Endless synchronous belt,of an outsidecircumference>60cm and <	2 206	15 277	55 380	337 006
4010360000	Endless synchronous belt,of an outsidecircumference>150cm and	174	3 776	4 138	41 251
4010390000	Oth transmission belts/belting	186 989	1 937 704	2 074 670	20 509 468
4011100000	New pneumatic tyres,of rubber of a kindused on motor cars	33 151 448	50 801 854	4 703 611	41 883 960
4011201000	New pneumatic tyre,of rubber used onbuses/lorries, width<450mm	9 695 932	48 908 083	10 356 180	101 949 240
4011209000	New pneumatic tyre,of rubber used onbuses/lorries, width>=450mm	63 903	485 954	350 692	1 653 235
4011300000	New pneumatic tyres,of rubber of a kindused on aircraft	90 020	727 471	1 222 269	11 046 301
4011400000	New pneumatic tyres,of rubber of a kindused on motorcycles	105 837	900 071	507 376	3 948 626
4011500000	New pneumatic tyres,of rubber of a kindused on bicycles	475 857	3 157 290	420 744	2 965 871
4011611000	New pneumatic tyres,of rubber used onagricultural/forestry tracto	32 624	604 332	114 602	1 919 900
4011619000	New pneumatic tyres,of rubber used onagricultural/forestry vehicl	138 251	1 241 021	473 721	3 762 012
4011621000	New pneumatic tyres,of rubber, rimsize <61 cm,used on tractors	6 752	98 157	37 556	456 392
4011629000	New pneumatic tyres,of rubber, rimsize <61 cm,used on const/ind	33 801	301 213	68 111	789 829
4011631000	New pneumatic tyre,of rubber,rim size >=61cm, used on tractors	0	3 791	0	31 065
4011639000	New pneumatic tyre,of rubber,rim size >=61cm, used on const/ind	48 879	90 751	187 908	341 574
4011690000	New pneumatic tyre,of rubber, used foroth purpose	13 140	85 076	342 136	831 184
4011921000	Oth new pneumatic tyre,of rubber,used on agricul./forestry tracto	11 691	90 049	28 810	250 160
4011929000	Oth new pneumatic tyre,of rubber,used on agricul./forestry vehicl	0	46 336	0	152 393
4011931000	Oth new pneumatic tyre,of rubber,rimsize <61 cm,used on tractor	165 537	1 776 618	525 036	4 260 625
4011939000	Oth new pneumatic tyre,of rubber,rimsize <61 cm,used on const/i	209 154	1 687 248	728 230	7 751 082
4011941000	Oth new pneumatic tyre,rubber,rimsize>=61cm,used on mach of t	696 215	8 509 858	5 914 107	72 869 875
4011942000	Oth new pneumatic tyre,rubber,rimsize>=61cm,used on tractor,fo	0	34 404	0	289 742
4011949000	Oth new pneumatic tyre,of rubber,rimsize >=61cm, used for oth. p	2 405 989	15 351 313	14 177 370	97 027 355
4011991000	Oth new pneumatic tyre,of rubber, usedon vehicles of chap.87	579 935	3 733 658	3 581 458	25 657 197
4011992000	Oth new pneumatic tyre,of rubber, usedon mach of heading 84.29	1 895	122 943	25 248	436 453
4011999000	Oth new pneumatic tyre,of rubber, usedfor oth, width<450mm	21 404	706 180	124 369	6 236 048
4012110000	Retreaded tyres,used on motor cars	0	11 034	0	7 477
4012121000	Retreaded tyres,used on buses/lorries,width<450mm	97 243	97 243	74 265	74 265
4012129000	Retreaded tyres,used on buses/lorries,width>=450mm	0	275 086	0	361 759
4012130000	Retreaded tyres,used on aircraft	52 832	118 443	252 677	643 483
4012191000	Retreaded tyres,used on motorcycles	0	1 719	0	10 288
4012192000	Retreaded tyres,used on bicycles	3 409	13 428	8 879	31 829
4012193000	Retreaded tyres,used on machinery ofheading 84.29/84.30	0	570	0	2 153
4012194000	Retreaded tyres,used on oth vehicles ofchapter 87	0	705	0	7 949
4012199000	Retreaded tyres,used for oth purposed	112 869	756 043	108 576	787 493
4012901400	Solid tyres,external diameter >250 mm,width<450mm	15 401	132 461	52 607	542 985
4012901500	Solid tyres,external dia.>250,width> 450mm,used on vehicle of ch.	15 741	74 322	16 170	286 385
4012901600	Oth solid tyres,external diameter>250mm,of a width>450mm	0	9 280	0	39 658
4012901900	Oth solid tyres,external diameter<250mm,of a width>450mm	109 533	644 935	329 953	1 946 713
4012902100	Cushion tyres, of a width not exceeding450mm	0	17 505	0	71 798
4012902200	Cushion tyres, of a width exceeding450mm	0	14 023	0	37 027
4012907000	Replaceable tyre treads, width<450mm	161 955	899 286	454 578	2 682 760
4012908000	Tyre flaps	50 012	466 278	72 149	753 135
4012909000	Oth retreaded/used pneumatic,solid/cushion tyres, of rubber	20 684	375 820	69 788	996 314
4013101100	Inner tubes,of rubber,used on motor carwidth tyres<450mm	256 427	1 708 291	319 102	1 895 119
4013101900	Inner tubes,of rubber,used on motor carwidth tyres>450mm	2 539	57 875	5 793	46 794
4013102100	Inner tubes,of rubber,used on bus/lorriwidth tyres<450mm	54 258	434 931	170 318	1 471 778
4013102900	Inner tubes,of rubber,used on bus/lorriwidth tyres>450mm	23 118	223 260	88 154	757 813
4013200000	Inner tubes,of rubber,used on bicycles	172 731	1 137 682	162 701	1 267 147
4013901100	Inner tube,of rubber,used on heading84.29/84.30;width tyres<450	9 802	46 052	31 739	146 853
4013901900	Inner tube,of rubber,used on heading84.29/84.30;width tyres>450	20 429	49 774	84 054	206 378
4013902000	Inner tube,of rubber,used on motorcycle	0	50 078	0	90 373
4013903100	Inner tube,of rubber,used on oth vehicle of chap.87, width tyres<4	124	22 823	2 137	22 392
4013903900	Inner tube,of rubber,used on oth vehicle of chap.87, width tyres>4	34 782	127 116	19 810	150 776
4013904000	Inner tube,of rubber,used on aircraft	0	27 867	0	105 555
4013909100	Oth inner tube,of rubber,suitable forfitting to tyres of width<450m	23 787	140 756	100 143	331 075
4013909900	Oth inner tube,of rubber,suitable forfitting to tyres of width>450m	26	312 654	748	687 812
4014100000	Sheath contraceptives	58 294	485 948	549 186	5 266 445
4014901000	Teats for feeding bottles & similararticles	2 603	96 150	53 697	1 290 826

I.3. IMPOR MENURUT KOMODITI / IMPORT BY HS COMMODITY
***** SEPTEMBER/SEPTEMBER 2014 *****

HS	Uraian Komoditi Commodity Description	Berat Bersih / Net Weight (Kg)		Nilai / Value C.I.F (US\$)	
		Bulan ini Current Month	Kumulatif Cum.Jan. to date	Bulan ini Current Month	Kumulatif Cum.Jan. to date
4014904000	Stoppers for pharmaceutical use	14 035	318 059	324 401	6 174 763
4014909000	Oth hygienic/pharmaceutical articles,ofvulcanised rubber	26 584	183 861	193 497	1 935 507
4015110000	Gloves, mittens & mitts, for surgical	78 677	692 752	620 596	4 739 156
4015190000	Gloves, mittens & mitts, for otherpurposed	203 058	1 297 493	934 202	6 565 818
4015901000	Lead aprons	0	3 372	0	9 580
4015902000	Divers' suits(wet suit)	286	2 410	694	5 765
4015909000	Oth article of apparel, clothing accessfor all purposed	23 021	396 257	209 442	2 145 660
4016101000	Padding for articles of apparel orclothing accessories	10 487	106 176	117 871	1 188 339
4016102000	Floor tiles and wall tiles	0	173	0	762
4016109000	Oth articles of vulcanised rubber otherof cellular rubber	92 479	680 993	603 353	5 152 276
4016911000	Mats	83 838	920 106	159 542	1 696 097
4016912000	Tiles	0	6 373	0	14 211
4016919000	Oth floor coverings	218 956	1 805 356	238 790	2 562 913
4016921000	Eraser tips	98 916	996 713	107 101	1 880 564
4016929000	Other erasers	77 717	479 637	244 658	1 689 956
4016931000	Gasket,washer&seal used to insulate theterminal lead of electroly	21 967	200 229	576 193	4 720 901
4016932000	Gasket&O-ring, used on motor vehicle ofheading 87.02,87.03,87.0	227 947	1 691 150	4 444 992	34 580 802
4016939000	Oth gaskets, washers & oth seals	402 452	3 788 314	5 666 528	49 202 951
4016940000	Boat/dock fenders,whether/not inflatable	107 179	1 778 295	221 074	6 627 230
4016950000	Oth articles of vulcanised rubber,inflatable	189 167	1 376 762	900 216	5 772 778
4016991300	Weatherstripping,used on motor vehicleof heading 87.02,87.03/8'	51 154	879 749	687 595	9 626 327
4016991400	Oth article of vulcanised rubber,forvehicle of heading 87.02-87.05	322 813	2 391 442	3 831 071	30 009 806
4016991500	Oth article of vulcanised rubber,forvehicles 87.09,87.13,87.15&87	7 248	61 517	101 129	815 811
4016991600	Bicycle mudguards	0	5 525	0	7 674
4016991700	Bicycle parts	8 495	117 033	55 726	745 743
4016991800	Other bicycle accessories	110	10 059	187	3 905
4016991900	Oth parts & access for vehicle of rubber of chapter 87	46 425	441 757	502 443	4 836 893
4016992000	Parts & access of rotochutes of heading88.04	2 181	54 498	21 774	578 047
4016993000	Rubber bands	262 950	848 288	870 755	4 283 006
4016994000	Wall tiles	767	158 643	10 696	526 002
4016995100	Rubber rollers	101 727	885 188	576 347	5 325 064
4016995200	Tyre moulds bladders	15 162	225 556	265 180	4 028 205
4016995300	Electrical insulators hoods	75	7 434	4 534	81 244
4016995400	Rubber grommets & rubber cover forautomotive wiring harnesses	96 567	929 543	1 871 622	17 876 356
4016995900	Oth article,used in machinery/mechanical/electrical appliances/fo	112 394	1 055 317	2 206 776	24 021 584
4016996000	Rail pad, of rubber	11 132	29 179	93 033	479 058
4016997000	Structural bearings including bridgebridge bearings, oth than rail p	19 671	78 350	446 583	2 251 395
4016999100	Table coverings	316	10 218	11 118	107 883
4016999900	Oth articles of vulcanised rubber foroth purposed	519 862	2 830 435	2 456 341	20 990 213
4017001000	Floor tiles&wall tiles	702	23 869	29 697	300 526
4017002000	Other articles of hard rubber	18 408	745 594	241 666	2 604 129
4017009000	Other hard rubber in all form,includewaste & scrap, articles of har	52 517	291 742	552 995	3 463 755
4101201000	Hide&skin,weight/skin<8kg(simply dried),10kg(dry-salt),16kg(fresh	729 811	6 694 603	520 481	4 856 600
4101209000	Hide&skin,weight/skin<8kg(simply dry),10kg(dry-salt),16kg(fresh),	0	309	0	15 659
4101501000	Whole hide & skin,of a weight >16 kg,pre-tanned	384 132	1 038 669	1 068 362	3 296 650
4101509000	Whole hide & skin,of a weight >16 kg,not pre-tanned	21 000	271 740	51 000	474 859
4101909000	Oth hide&skin,inc butt,weight/skin<8kg(simply dry),10kg(dry-salt)	482 935	3 706 171	373 923	2 939 534
4102100000	Raw skins of sheep/lambs with wool on	74 047	332 235	60 369	270 371
4102210000	Raw skins of sheep/lambs without wool on , pickled	0	52 159	0	505 354
4102291000	Oth raw skins of sheep/lamb without wool on, not pickled,pre-tan	5 586	5 586	3 510	3 510
4103201000	Raw hide & skin of reptiles,pre-tanned	0	779	0	13 684
4103209000	Raw hide & skin of reptiles,not pre-tanned	0	809	0	64 913
4103300000	Raw hide & skin of swine	0	3	0	103
4103900000	Raw hide & skin of oth animal	238 592	1 539 044	195 256	1 282 104
4104110010	Bovine leather, vegetable pre-tanned,full grains, unsplit in the wet	0	78 178	0	350 147
4104110090	Oth tanned/crust hide&skin of bovine,full grain,unsplit in the wet :	437 118	6 895 601	1 126 808	15 402 286
4104190000	Oth tanned/crust hide&skin of bovine,not full grain,unsplit in the v	607 165	4 315 900	3 839 548	28 632 545
4104410000	Crust vegetable(semi-tanned) hide&skin,full grain,unsplit;in the dr	347 234	1 842 692	7 439 358	34 554 132
4104490000	Oth crust vegetable(semi-tanned) hide&skin,full grain,unsplit;in th	473 422	3 891 258	8 580 904	65 380 129
4105100000	Tanned/crust sheep/lamb skin,w/o wool on/hair on,in the wet sta	60 769	524 873	612 300	4 993 922
4105300000	Tanned/crust sheep/lamb skin,w/o wool on/hair on,in dry state	4 643	23 257	314 602	1 533 009
4106210000	Tanned/crust goat/kid hide&skin,w/o wool on/hair on,in the wet s	25	51 821	3 140	402 462
4106220000	Tanned/crust goat/kid hide&skin,w/o wool on/hair on,in the dry s	0	234	0	8 486
4106320000	Tanned/crust hide & skin of swine,w/owool on/hair on,in the dry s	0	650	0	22 552

I.3. IMPOR MENURUT KOMODITI / IMPORT BY HS COMMODITY
***** SEPTEMBER/SEPTEMBER 2014 *****

HS	Uraian Komoditi Commodity Description	Berat Bersih / Net Weight (Kg)		Nilai / Value C.I.F (US\$)	
		Bulan ini Current Month	Kumulatif Cum.Jan. to date	Bulan ini Current Month	Kumulatif Cum.Jan. to date
4106401000	Tanned/crust hide & skin of reptiles,w/o wool on/hair on,in the w	0	34 088	0	124 552
4106402000	Tanned/crust hide & skin of reptiles,w/o wool on/hair on,in the dr	0	16	0	1 896
4106910000	Oth tanned/crust hide&skin of oth animal,w/o wool on/hair on,in	16 005	89 817	50 145	274 773
4106920000	Oth tanned/crust hide&skin of oth animal,w/o wool on/hair on,in	1 832	10 331	181 876	1 019 080
4107110000	Whole hide&skin,full grains,unsplit ofbovine/equine animals,w/o t	39 485	361 085	1 176 515	10 572 253
4107120000	Whole hide&skin,grains splits of bovine/equine animals,w/o hair c	12 371	277 376	257 966	5 382 646
4107190000	Oth whole hide&skin of bovine/ equineanimals, in oth form	357 032	2 886 866	8 225 962	65 406 526
4107910000	Oth whole hide&skin,including side ofbovine/equine animals,full g	17 570	158 237	601 427	5 163 876
4107920000	Oth whole hide&skin,including side ofbovine/equine animals, grair	114 003	1 184 904	2 652 273	29 703 547
4107990000	Oth whole hide & skin,including side,ofbovine/egquine animals, in c	841 564	6 078 549	10 062 103	78 888 287
4112000000	Leather further prep. after tanning/crust,oth than leather of headi	32 439	269 977	895 266	6 624 686
4113100000	Leather further prepared after tanning/crusting, of goats or kids	18 312	183 610	711 871	6 398 984
4113200000	Leather further prepared after tanning/crusting, of swine	28 710	296 931	610 367	6 158 903
4113300000	Leather further prepared after tanning/crusting, of reptiles	0	1 463	0	16 346
4113900000	Leather further prepared after tanning/crusting, of oth animals	45 922	176 209	561 074	2 244 173
4114100000	Chamois (including combination chamois)leather	0	8 624	0	16 397
4114200000	Patent leather&patent laminated leather, metalised leather	7 655	454 963	49 433	5 069 644
4115100000	Composition leather with base of leather/leather fibre,in slabs, sh	4 621	95 756	158 458	1 700 012
4115200000	Paring end other waste of compositionleather,not suit for leather	0	60 980	0	58 923
4201000000	Saddlery & harness for any animal of any materials	0	1 002	0	3 157
4202110010	Travel goods w/ max dimension of h x w x l = 56cm x 45cm x 25cm	27	1 928	1 733	65 503
4202110090	Trunk,suit,vanity,executive,brief-caseswith outer surface of leathe	51 611	1 011 643	540 918	8 512 490
4202121100	School satchel with outer surface ofvulcanised fibre	554	79 692	18 745	511 991
4202121900	School satchel with outer surface ofplastics/textile materials	64 184	781 700	260 993	3 292 672
4202129100	Trunk,suit,vanity,executive,brief-casesw/ out surface of vulcanise	554	16 512	24 444	269 026
4202129900	Trunk,suit,vanity,executive,brief-casesw/ out surface of plastics/te	758 535	5 131 323	3 814 382	23 470 757
4202192000	School satchel,trunk,suit,vanity,brief,w/ outer surface of paperbo	1 165	14 423	18 647	175 786
4202199000	School satchel,trunk,suit,vanity,brief,w/ outer surface of plastic/te	158 061	1 091 353	455 457	4 104 219
4202210000	Hand bag with outer surface of leatheror of patent leather	5 384	56 028	867 420	8 796 337
4202220000	Hand bag with outer surface of plasticsheeting or of textile materi	257 581	2 187 542	2 220 215	20 810 621
4202290000	Hand bag with other outer surface	788 913	6 464 964	2 309 701	25 354 644
4202310000	Artcl in pocket/hand bag with outersurface of leather or of patent	33 411	162 304	257 767	2 392 510
4202320000	Artcl in pocket/hand bag with outer surface of plastics or of textile	69 472	895 202	545 995	5 559 619
4202391000	Article of kind normally carried pocketor in handbag with outer srf	1 227	26 140	4 901	128 678
4202393000	Article of kind normally carried pocketor in handbag w/ outer srfc	0	88	0	653
4202399000	Article of kind normally carried pocketor in handbag with outer srf	52 904	287 273	167 901	1 297 786
4202911100	Sport bags,with outer surface of leather composition leather/of p	0	53	0	10 650
4202911900	Oth Sport bags,with outer surface oflthr composition leather/of p	209	1 221	46 452	122 158
4202919000	Oth artcls with outer surface of leather or of patent leather	80 500	553 101	305 330	2 098 004
4202921000	Toiletry bags with outer surface ofplastic or of textile materials	28 775	47 388	126 955	247 803
4202922000	Bowling bags with outer surface ofplastic or of textile materials	0	73	0	3 198
4202929000	Other articles with outer surface ofplastic or of textile materials	114 233	1 213 470	969 033	10 354 555
4202991000	with outer surface of vulcanised fibreor paperbord oth bags	8 475	143 154	15 052	285 209
4202992000	with outer surface of vulcanised fibreor paperbord oth bags of coj	0	9	0	2
4202999000	Oth than trunk, suit-cases,handbags, &similar containers	41 331	595 008	198 806	3 083 799
4203100000	Articles of apparel of leather or ofcomposition leather.	833	10 331	73 192	679 448
4203210000	Gloves,mittens & mitts speciallydesigned for use in sports of leath	4 282	14 321	15 177	369 064
4203291000	Protective work gloves of leather or ofcomposition leather	10 734	189 698	53 843	1 156 776
4203299000	Oth gloves, mittens & mitts of leatheror of composition leather	27 940	736 461	50 468	626 439
4203300000	Belts & bandoliers of leather or ofcomposition leather	28 692	420 041	238 480	3 582 353
4203400000	Oth clothing access of leather or ofcomposition leather	8 993	135 797	66 999	763 711
4205001000	Oth articles of leather or ofcomposition leather, boot laces ; mats	4 019	31 646	147 787	738 635
4205002000	Oth articles of leather, industrialsafety belt & harnesses	11 722	143 823	44 158	684 908
4205003000	Leather strings or cords for jewelry orfor personal adornment	92	23 378	870	205 407
4205004000	Oth articles of a kind used in machinery or mechl appliance or for	13 447	30 083	44 476	140 995
4205009000	Oth articles of leather oth than bootlaces,safety belt & leather stri	1 698	25 270	124 563	1 452 273
4206009000	Oth articles of gut of goldbeaters skinof bladders or of tendons	11	44	55 071	275 368
4301800000	Raw furkins Oth furskins, whole, with or without head, tail or paw:	864	2 674	255 704	920 163
4302190000	Tanned or dressed furskins, oth than ofmink	16	26 758	238	1 680 098
4302300000	Tanned or dressed furskins, whole skins& pieces or cuttings therec	0	483	0	6 028
4303100000	Articles of apparel, clothingaccessories oth articles of furskin	49	2 364	35 223	652 739
4303902000	Article for industrial uses oth than offurskin	1 692	5 401	50 105	388 031
4303909000	Oth article of apparel,clothing accessories of furskin	2 946	16 110	48 190	4 235 383
4304001000	Artificial fur and articles thereof	1 017	7 862	471 634	1 066 163

I.3. IMPOR MENURUT KOMODITI / IMPORT BY HS COMMODITY
***** SEPTEMBER/SEPTEMBER 2014 *****

HS	Uraian Komoditi Commodity Description	Berat Bersih / Net Weight (Kg)		Nilai / Value C.I.F (US\$)	
		Bulan ini Current Month	Kumulatif Cum.Jan. to date	Bulan ini Current Month	Kumulatif Cum.Jan. to date
4304002000	Article for industrial uses ofartificial fur	0	2 127	0	107 515
4304009100	Sport bags of artificial fur and andarticles thereof	0	11 665	0	22 506
4304009900	Oth then artificial fur&articles forindustrial uses&sport bags	0	1	0	18
4401100000	Fuel wood,in logs,in billets,in twigsfaggots or in similar forms	0	74 667	0	44 822
4401210000	Coniferous, wood in chips or particles	0	55 005	0	17 744
4401220000	Non-coniferous wood in chips or particles	3 400	50 593	5 835	53 471
4401310000	Wood pallets sawdust&wood waste and scrap, wheter or not ang	1	34 764	26	17 031
4401390000	Oth Sawdust&wood waste&scrap,whether ornot agglomerat in lo	1 304 288	12 778 327	414 933	4 026 074
4402901000	Oth than wood charcoal(including shell or nut charcoal), of bambo	1 000	21 457	883	20 077
4402909000	Oth wood charcoal(including shell or nut charcoal), of coconut she	0	1 806	0	61 167
4403101000	Baulks,sawlogs&vener logs wood in the rough,whether or not atri	347	141 392	3 150	266 043
4403109000	Oth baulk,sawlog,pit-props,poles,piles treated with paint	0	222 335	0	200 569
4403209000	Other than wood of coniferous in the rough, not treated	71 711	3 579 205	47 681	1 784 764
4403419000	Oth than wood of dark&light red meranti, meranti bakau,in the ro	0	3 161 686	0	75 971
4403499000	Other than wood of other tropical wood in the rough, not treated	44 999	89 999	26 617	56 562
4403911000	Baulks sawlog & veneer log of oak not treated	873 253	6 762 499	285 668	2 724 338
4403919000	Other than wood of oak in the rough, not treated	607 617	3 783 082	273 172	1 781 295
4403921000	Baulks sawlog & veneer log of oak	0	133 546	0	17 853
4403929000	Other than wood of beech in the rough, not treated	17 111 200	144 116 489	1 283 340	10 867 426
4403991000	Baulks sawlog & veneer log of other tree not treated	0	105 457	0	275 205
4403999000	Other than wood of other tree in therough, not treated	0	2 561 256	0	457 652
4404201000	Hoopwood, split poles;piles, picket & the like of non coniferous	96 736	297 372	264 416	924 057
4404209000	Oth than Hoopwood, split poles;piles,picket & the like of non conil	0	26 562	0	43 250
4405001000	Wood wool,	89 760	89 760	32 228	32 228
4405002000	Wood wool, wood flour.	1 873 477	11 135 120	591 751	3 383 442
4406900000	Oth Railway or tramway sleepers(cross-ties) of wood impregnated	0	35 229	0	73 576
4407100000	Wood sawn/ chipped length of a thick > 6 mm.of Coniferous,Plan	6 915 774	51 985 907	4 902 936	34 313 949
4407219000	Wood sawn/ chipped length of a thick > 6 mm.of Mahogany,not pl	10 112	98 301	17 703	175 656
4407251900	Wood sawn/ chipped of a thick > 6mm. ofdark&light red meranti,S	0	32 835	0	59 008
4407252100	oth wood sawn/ chipped of a thick > 6 mm.of meranti bakau,plane	356 268	2 728 818	283 827	2 315 773
4407279000	Wood sawn/ chipped of a thick > 6 mm.ofSapelli,not planed, not S	106 464	1 538 705	63 274	1 035 061
4407289000	Wood sawn/ chipped of a thick > 6 mm.ofIroko,not planed, not Sa	29 779	366 243	36 466	425 348
4407291900	Oth than wood sawn/ chipped of a thick > 6 mm of Jelutong,Not p	21 691	97 758	22 004	107 892
4407292900	Oth than wood sawn/ chipped of a thick > 6 mm.of Kapur,Not plar	0	30 660	0	37 049
4407293900	Oth than Wood sawn/ chipped of a thick > 6 mm.of Kempas,Not p	0	2 375	0	10 696
4407294100	Wood sawn/ chipped of a thick > 6 mm.ofKeruing,Planed,sanded c	2 781	2 781	2 968	2 968
4407296900	Wood sawn/ chipped of a thick > 6 mm.ofTeak,Not planed, not Sai	73 266	301 977	153 080	647 792
4407297100	Wood sawn/ chipped of a thick > 6 mm.ofBalau,Sanded or end-joi	2 471	2 471	2 637	2 637
4407297900	Oth wood sawn/ chipped of a thick >6 mm.of Balau,Not planed, nc	5 779	5 779	18 818	18 818
4407299200	Wood sawn/ chipped of a thick > 6 mm.ofJongkong & Merbau oth	120	120	128	128
4407299300	Oth sanded or end jointed&of a thick> 6 mm jongkok & merbau	17 274	174 125	7 895	80 380
4407299990	Oth than tropical wood, oth sanded or end jointed&planed,thickn	14 770	57 134	35 172	129 102
4407911000	Wood sawn/ chipped of a thick > 6 mm.ofOak,Sanded or end-joint	65 890	1 675 658	77 910	1 592 388
4407919000	Oth wood sawn/ chipped of a thick> 6 mm of Oak,Not planed, not	2 491 545	18 633 669	2 577 301	17 965 772
4407921000	Wood sawn/ chipped of a thick > 6 mm.ofbeech,Planed	25 759	449 634	24 305	359 927
4407929000	Wood sawn/ chipped of a thick > 6 mm.ofbeech,Not planed, not S	120 051	1 747 110	97 105	1 312 132
4407931000	Wood sawn/ chipped of a thick > 6 mm.ofMaple,Sanded or end-jo	522	4 045	10 658	59 621
4407939000	Oth than wood sawn/ chipped of a thick > 6 mm.of Maple,Not pla	189 466	2 123 097	423 459	4 174 425
4407959000	Oth wood sawn/ chipped of a thick> 6 mm of Ash,Not planed, not	16 087	610 307	64 918	1 129 248
4407991000	Oth than wood sawn/ chipped of a thick> 6 mm.of Other tree,Plan	182 027	1 470 008	113 191	890 231
4407999000	Wood sawn/ chipped of a thick > 6 mm.ofOther tree,Not planed, r	1 766 945	14 479 796	1 683 784	13 476 204
4408101000	Cedar wood slats prepared for pencilmanufact;radiata pinewood c	281 778	2 403 216	183 823	1 266 583
4408103000	Face veneer sheets, coniferous	41 722	390 021	309 163	1 568 251
4408109000	Oth Coniferous,oth cedar wood slats,face veneer sheets	236 186	2 276 131	349 997	4 195 634
4408310000	Dark red meranti, light red meranti andmeranti bakau of the tropic	0	700	0	6 470
4408399000	Oth jelutong wood and oth wood preparedfor pencil manufact	221 108	1 358 134	436 645	3 029 742
4408900000	Oth than sheets for veneering and of the tropical wood of thicken	570 377	5 365 403	1 913 077	14 820 777
4409100000	Coniferous wood cotinuously shapedalong any of its edgee,ends/f	202 900	714 177	161 847	664 303
4409290000	Oth non coniferous oth teak stripsfriezes for parquet flooring	62 462	397 580	148 969	740 500
4410110000	Particle board & similar board of woodor other ligneous materials	20 999 252	201 707 795	5 571 985	51 381 001
4410120000	Oriented strand board of wood	16	24 914	20 163	32 945
4410190000	Oth particle board,oriented strand board (osb) of wood	506 086	9 598 905	222 128	3 150 573
4410900000	Oth than Particle board & similar boardof other ligneous materias	48 319	613 159	22 739	273 978
4411120000	Medium density fibreboard (mdf) of a thickness < 5mm	3 023 347	24 504 785	1 539 892	12 044 800

I.3. IMPOR MENURUT KOMODITI / IMPORT BY HS COMMODITY
***** SEPTEMBER/SEPTEMBER 2014 *****

HS	Uraian Komoditi Commodity Description	Berat Bersih / Net Weight (Kg)		Nilai / Value C.I.F (US\$)	
		Bulan ini Current Month	Kumulatif Cum.Jan. to date	Bulan ini Current Month	Kumulatif Cum.Jan. to date
4411130000	Medium density fibreboard (mdf) of atthickness > 5mm and < 9 mm	992 821	11 153 538	648 432	7 206 214
4411140000	Medium density fibreboard (mdf) of atthickness > 9 mm	3 461 310	29 581 963	1 699 086	14 503 896
4411920000	Oth fibreboard of a density >0.8g/cm3	224 719	1 883 898	161 108	1 328 660
4411930000	Oth fibreboard of 0,5g/cm<density <0,8g/cm3	502 046	3 904 032	204 256	1 697 223
4411940000	Oth fibreboard of a density <0.5g/cm3	26 105	342 043	24 640	212 118
4412100000	Plywood,veneered panel&similar laminated wood of bamboo	1	84 129	62	78 542
4412310000	Oth plywood,consisting solaly <6mmthinkness w/ at least one out	299 513	3 423 031	324 141	3 015 090
4412320000	Oth plywood,each thick.<6mm with atleast one outer ply of non c	619 398	4 655 634	359 211	3 429 371
4412390000	Oth plywood consisting solely of sheetsof wood of each thick < 6 r	3 985 736	44 649 722	2 091 834	22 036 145
4412940000	Oth plywood,veneered panels&similar wood of blockboard,lamint	96 452	470 743	112 937	554 128
4412990010	Veneered panels&similar w/at least oneother wood	482	29 917	896	52 919
4412990090	Veneered panels&similar w/at least oneother wood	738 223	4 260 869	610 843	3 759 674
4413000000	Densified wood, in blocks,plates,stripsof profile shapes.	15 217	290 016	78 850	708 864
4414000000	Wooden frames for paintings, photographs mirrors or similar obje	5 777	104 513	17 384	366 450
4415100000	Cases, boxes, crates, drums & similar packings; cable-drums	6 424	41 424	23 926	174 395
4415200000	Pallets,box pallets& other load boards;pallet collars	150 668	2 017 061	131 140	1 582 623
4416009000	Casks,barrels,vats,tubs&other coopersproducts & parts thereof, of	0	294 275	0	320 816
4417001000	Tools,tool bodies,tool handles,broom orbrush bodies & handles, o	1 867	15 952	28 697	178 265
4417009000	Oth Tools,tool bodies,tool handles,broom or brush bodies & handl	196 960	1 491 982	353 054	2 363 823
4418100000	Windows,french-windows&their framesof wood	0	1	0	6
4418200000	Doors & their frames & thresholds ofwood	20 344	370 332	33 416	696 253
4418400000	Shuttering for concrete construal workof wood	86 949	1 084 126	69 404	2 165 177
4418500000	Shingles & shakes of wood	4 548	4 548	4 853	4 853
4418600000	Posts and beams	0	39 219	0	63 524
4418720000	Oth multilayer bullders joinery and carpantry of wood	67 365	167 659	89 010	374 602
4418790000	Oth assembled flooring panels of wood	1 241	146 587	5 962	331 456
4418901000	Oth Cellular wood panels	0	58 167	0	104 782
4418909000	Other builders joinery & carpentry of wood	287 202	2 640 948	364 937	2 591 797
4419000000	Tableware and kitchenware, of wood.	26 650	301 517	23 179	489 961
4420100000	Statuettes & oth ornaments, of wood	156	52 451	1 765	253 809
4420901000	Oth wooden articles of furniture notfalling in chapter 94	535	1 814	1 116	13 168
4420909000	Oth wood marquetry and inlaid,casket and similar articles of woo	77 380	386 817	244 728	1 038 802
4421100000	Clothes hangers of wood	19 053	163 970	97 343	6 592 947
4421901000	Spools, cops & bobbins, sewing threadreels and the like of wood	2	3 903	25	36 350
4421902000	Match splints	0	15 332	0	21 094
4421903000	Wooden pegs or pins for footwear	1 394	39 756	3 619	111 032
4421904000	Candy-sticks, ice-cream sticks & Ice cream spoons	141 608	1 778 353	229 967	3 141 615
4421907000	Fans & handscreens, frames & handles of wood	0	16	0	172
4421908000	Toothpicks of wood	79 997	649 068	68 860	356 866
4421909300	Prayer beads	0	1 989	0	20 242
4421909400	Oth beads	514	4 002	9 261	75 888
4421909900	Other wooden articles	354 292	2 539 506	643 613	3 775 775
4501100000	Natural cork, raw / simply prepared;wasta cork,crushed,granulate	50	3 002	330	21 120
4501900000	Oth Natural cork,raw/ simply prepared; wasta cork,crushed,granul	5 501	15 288	19 048	63 855
4502000000	Natural cork,debarked or roughly squared or in rectangular (includ	59	26 117	1 108	96 094
4503100000	Corks and stoppers	4	3 508	4	19 099
4503900000	Other articles of natural cork.	11 657	94 748	72 178	443 966
4504100000	Blocks, plates, sheets & strip; tiles of any shape:solid cylinders,inc	20 908	120 422	155 704	1 118 446
4504900000	Other agglomerated cork and articles ofagglomerated cork	27 974	344 180	79 888	1 244 771
4601210000	Mats, matting and screens of vegetablematerials of bamboo	1 300	27 311	17 135	35 266
4601220000	Mats, matting and screens of vegetablematerials of rattan	130	732	3 980	32 494
4601290000	Oth mats,matting & screens of vegetablevegetable of material	13	84 040	237	299 063
4601921000	Plaits and similar products of plaitingmaterial of bamboo	0	280	0	8 190
4601929000	Other of bamboo	49 550	133 338	81 720	211 809
4601999000	Oth Plaits & similar products of plaiting of other materials,whethe	0	273	0	8 291
4602110000	Basketwork, wickerwork & other articles, of vegetable material of	68 120	335 891	52 864	291 217
4602120000	Basketwork, wickerwork & other articles, of vegetable material of	313	1 190	973	4 532
4602190000	Oth than basketwork, wickerwork & otherarticles, vegetable mate	2 285	5 638	8 677	28 452
4602900000	Oth basketwork, wickerwork & otherarticles, of other materials	326	3 623	805	13 850
4701000000	Mechanical wood pulp.	18 779 444	142 861 787	10 955 862	88 081 076
4702000000	Chemical wood pulp, dissolving grades.	63 806 617	386 950 172	56 989 085	355 763 833
4703110000	Chemical wood pulp, soda, oth than dissolving grades,unbleached,	4 582 052	52 522 457	3 268 290	37 288 139
4703190000	Chemical wood pulp, soda, oth than dissolving grades,unbleached,	0	298 648	0	192 628
4703210000	Chemical wood pulp, soda, oth than dissolving grades,bleached,co	88 943 889	499 174 578	69 346 166	391 074 337

I.3. IMPOR MENURUT KOMODITI / IMPORT BY HS COMMODITY
***** SEPTEMBER/SEPTEMBER 2014 *****

HS	Uraian Komoditi Commodity Description	Berat Bersih / Net Weight (Kg)		Nilai / Value C.I.F (US\$)	
		Bulan ini Current Month	Kumulatif Cum.Jan. to date	Bulan ini Current Month	Kumulatif Cum.Jan. to date
4703290000	Chemical wood pulp, soda, oth than dissolving grades,bleached,nc	4 706 302	52 173 500	2 917 158	35 442 934
4704110000	Chemical wood pulp,sulphite,oth than dis solving grades,unbleach	193 062	4 022 261	113 484	2 719 810
4704190000	Chemical wood pulp,sulphite,oth than dis solving grades,unbleach	0	7 000	0	37 800
4704210000	Chemical wood pulp,sulphite,oth than dis solving grades,bleached	1 442 011	13 546 344	1 146 008	9 997 704
4704930000	Chemical wood pulp,sulphite,oth than dis solving grades,bleached	36 976	127 777	83 311	315 637
4705000000	Wood pulp obtained by a combination of mechanical & chemical p	7 142 647	36 249 861	4 139 661	21 510 244
4706100000	Cotton linters pulp	180 419	5 547 583	599 436	11 630 565
4706200000	Pulps of fibres derived from recovered (waste & scrap) paper or p	15 195	112 681	19 341	198 782
4706300000	Pulps of fibres derived from recoveredof oth than bamboo	904	23 866	3 209	33 029
4706910000	Mechanical pulps of fibres derived fromrecovered paper or paper	0	4 811 591	0	3 680 212
4706920000	Chemical pulps of fibres derived fromrecovered paper or paperbo	22 853	2 221 056	111 259	3 344 612
4706930000	obtained by a combination of mechanical&chemical proceses reco	631	2 380	9 159	27 973
4707100010	Recovered Unbleached kraft paper & paperboard for paper makin	189 228 199	1 204 819 705	39 977 101	247 847 531
4707100090	Recovered Unbleached kraft paper & paperboard for paper other	725	106 844	3 908	156 336
4707200010	for paper making purpose Recoveredbleached chemical pulp,	3 906 656	47 919 648	1 173 765	14 366 834
4707200090	Recovered bleached chemical pulp, forother purpose	129	865	1 061	11 367
4707300010	Recovered mechanical pulp paper orpaperboard for paper making	80 572 562	432 730 232	17 249 080	92 126 104
4707300090	Recovered mechanical pulp paper orpaperboard for other purpose	40	13 365	141	94 114
4707900010	Recovered unsorted waste &scrap paper & paperboard for paper	11 562 491	89 999 086	2 039 570	15 604 316
4707900090	Recovered unsorted waste and scrappaper & paperboard for othe	0	209	0	2 478
4801001000	Newsprint, in rolls or sheets. weighingnot more than 55 g/m2	180 959	936 119	71 511	373 259
4801009000	Newsprint, in rolls or sheets. weighingmore than 55 g/m2	118 005	2 075 722	113 805	1 769 939
4802100000	Hand-made paper and paperboard	48 707	205 024	36 117	601 966
4802201000	Paper and paperboard of a kind used as for photo sensitive,heat-s	281	438	2 856	10 886
4802209000	Oth Paper and paperboard of a kind usedas for photo sensitive,he	137 063	13 470 637	1 760 043	11 478 675
4802401000	Wallpaper base in rolls of not more than 15 cm in width rectangul	0	1 281	0	11 147
4802409000	Oth paper and peperboard, not containing fibres obtained by a me	28 911	56 907	76 457	189 158
4802541900	Other paper and paperboard, not containing fibres Weighing < 40	33 741	265 103	35 328	300 642
4802542900	Alumunium base paper, not containingfibres Weighing < 40 g/m2	34 075	186 677	53 943	356 476
4802543000	Alumunium base paper, not containingfibres Weighing < 40 g/m2	0	964	0	25 141
4802549000	Alumunium base paper, not containingfibres Weighing < 40 g/m2	352 578	1 952 571	581 305	3 182 489
4802552000	Fancy paper and paperboard,purpose40< weight <150 g/m,roll	175 608	1 167 641	181 755	1 224 104
4802553900	Oth paper,no fibres, for other purpose 40< weight <150 g/m,roll	0	43 874	0	35 927
4802554000	Base paper of a kind used manifature fibres, for oth purpose 40<w	0	14	0	515
4802555000	Paper,no fibres, for other purpose 40< weight <150 g/m,roll	2 321	11 876	21 860	113 238
4802559000	Oth paper,no fibres, for other purpose 40< weight <150 g/m,roll	344 505	9 624 664	558 434	10 722 817
4802562000	Fancy paper and paperboard, in rectangular =<36cm oth side =15c	77	43 939	1 114	117 135
4802563100	with no side exceeding 36 cmin theunfolded state 40< weight <15	92 942	92 942	81 125	81 125
4802563900	Paper,no fibres, for other purpose40< weight <150 g/m,sheet	0	7 940	0	91 209
4802569000	Other than Paper,no fibres, for otherpurpose 40< weight <150 g/n	759	151 869	15 454	328 326
4802571900	Other paper & paperboard, weight>40g/m2and =< 150g/m2	0	165 657	0	279 584
4802579000	Other paper & paperboard, weight>40g/m2and =< 150g/m2	163 621	2 567 983	235 467	3 281 871
4802582100	Fancy paper&paperboard,in roll width <=15cm/in rectang sheet<3	0	14	0	194
4802582900	Oth fancy paper & paperboard,oth in roll width<=15cm/in rectang	62 303	688 574	50 893	640 795
4802589000	Oth paper,no fibres, for other purpose weight >150 g/m	469 849	2 174 691	702 988	3 831 169
4802613000	Paper, fibres>10%, aluminium paper paper,in rolls	1 662	2 000	2 708	3 070
4802614000	Paper,fibres>10%,oth aluminium paper, banknotes,printing,writin	14 992	39 016	27 631	64 690
4802619000	Oth Paper,fibres>10%,oth aluminium paper, banknotes,printing,w	286 665	5 791 242	253 278	4 908 616
4802621000	Paper, fibres, aluminium paper base in sheets with 435< one side	0	1 332	0	23 709
4802622000	Paper,fibres,banknotes,manuf of gypsumboard,in sheets 435<one	78 995	320 177	361 411	1 639 411
4802629000	Oth paper,fibres, for other purpose, insheets with 435< one side <	62	26 487	599	143 289
4802690000	Oth paper,fibres, for other not purpose, of fibres>10%, paper in ro	587 749	2 037 410	581 190	2 817 985
4803003000	Of Cellulose wadding or of web cellulose fibres toilet or farcial tiss	545 495	3 252 519	848 464	5 424 025
4803009000	Oth of cellulosa wading&tissue paper/toilet/facial tissue stock&sir	56 577	798 948	307 848	3 348 279
4804110000	Kraftliner paper&paperboard,in rolls orsheets,unbleached	562 173	8 574 832	426 526	5 164 456
4804190000	Oth kraftliner paper&paperboard	517 308	10 102 133	417 096	7 032 871
4804211000	Sack kraft paper for making cement bag in rolls or sheets,unbleach	12 070 062	77 883 644	12 097 992	81 665 859
4804219000	Oth sack kraft paper for making cement bag in rolls or sheets,unbl	364 139	2 580 511	397 364	2 926 513
4804290000	Oth composite papers, in rolls or sheets	194 852	1 338 855	215 665	1 100 825
4804311000	oth kraft paper and paperboard, weighing 150 g/m,unbleached	265 355	2 469 107	238 598	3 769 769
4804313000	Wet strenght 40g to 60g, for plywoodadhesive tape,weigh 150g/r	727 799	4 206 924	751 472	4 479 854
4804314000	Other kraft paper&wet strenght weighing150 g/m,unbleached	421	3 537	1 781	31 727
4804315000	Other kraft paper&wet strenght weighing150 g/m,unbleached	0	186	0	1 426
4804319000	Other than kraft paper & wet strenghtweighing 150 g/m,unbleach	856 704	6 205 482	841 146	6 321 991

I.3. IMPOR MENURUT KOMODITI / IMPORT BY HS COMMODITY
***** SEPTEMBER/SEPTEMBER 2014 *****

HS	Uraian Komoditi Commodity Description	Berat Bersih / Net Weight (Kg)		Nilai / Value C.I.F (US\$)	
		Bulan ini Current Month	Kumulatif Cum.Jan. to date	Bulan ini Current Month	Kumulatif Cum.Jan. to date
4804391000	Of a wet adhesive tape,40-60g,used in mnfact. weight <= 150g/r	190	162 304	1 608	186 103
4804392000	Adhesive tape,40-60g,not used in mnfact weigh <= 150g/m2,ble	1 786	4 418	4 999	6 758
4804399000	Oth adhesive tape,40-60g,not used inmnfact weigh <= 150g/m2,l	286 064	3 181 607	293 320	2 904 937
4804411000	Elect grade insulating kraft paper, 150<weighing< 225 g/m,unblea	284 586	1 326 872	286 589	1 672 216
4804419000	Oth elect grade insulating kraft paper, 150<weighing <225 g/m,unt	1 446 863	6 783 453	1 477 935	6 886 613
4804420000	Bleached uniformly throughout the mass&>95% wood fibres,150<	0	29 406	0	27 364
4804499000	Other kraftpaper& paperboard 150< weighing< 225 g/m	14 281	150 639	56 945	628 044
4804511000	Elect grade insulating kraft paper,press board weighing >600g/m,u	456	3 155	1 612	21 651
4804512000	Oth wet strenght 40g to 60g,for plywoodadhesive tape,weigh>225	0	672	0	1 344
4804519000	Oth than wet strenght 40g to 60g,/ply wood adhesive tape,weigh>	538 286	5 018 723	347 267	3 369 997
4804520000	Bleached of kind used in the manufact of gypsum boards	136 922	1 561 745	207 905	2 234 057
4804590000	Other kraftpaper& paperboard weighing 225 g/m or more	127 538	583 362	175 311	986 322
4805110000	Oth uncoated paper&paperboard,in rollsfluting paper,	571 127	3 304 741	203 388	1 256 409
4805129000	Uncoated paper&paperboard,oth semichemical,straw flutingpaper	21 851	553 306	163 159	736 337
4805199000	Oth uncoated paper and paperboard, inrolls or sheets	630 873	3 283 514	360 311	2 220 906
4805240000	Uncoated paper&paperboard,testlinerweighing 150 g/m2 or less	92 630	1 632 815	42 213	728 112
4805251000	Uncoated paper&paperboard,testlinerweighing >= 150 g/m2	170 846	2 547 129	90 759	1 633 358
4805259000	Uncoated paper&paperboard,testliner of weighing >= 150 g/m	2 236 206	16 093 314	1 260 862	8 744 212
4805301000	Paper,sulphite wrapping paper, coloredmatch wrapping paper	0	1 862	0	2 940
4805309000	Paper,sulphite wrapping paper, othcolored match wrapping paper	219 458	4 728 102	80 369	2 181 945
4805400000	Filter paper and paperboard	430 482	4 045 195	1 798 897	17 757 857
4805500000	Felt paper and paperboard	76 219	596 052	273 339	1 382 039
4805911000	Paper used as packing of flat glassproduct, resin<0,6%,wg<150g/r	712	42 823	13 969	118 051
4805912000	Uncoated paper&paperboard,oth blotting,&joss paper,weighing15	29 294	80 861	37 588	70 761
4805919000	Uncoated paper&paperboard,oth blotting,&joss paper,weighing15	150 548	872 100	320 181	2 369 559
4805921000	Multi-ply paper and paperboard of 150<weighing<225g/m	0	525	0	2 040
4805929000	Uncoated paper&paperboard of oth150<weighing<225g/m	3 532 335	24 512 208	2 092 725	14 671 630
4805931000	Multi-ply paper and paperboard of weighing > 225g/m2	227 190	1 784 638	170 837	1 248 948
4805932000	Blotting paper of other weighing > 225g/m2	52 128	273 550	41 484	257 047
4805939000	Oth Multi-ply paper&Blotting paper of other weighing > 225g/m2	222 312	991 680	342 228	2 068 244
4806100000	Vegetable parchment	54 935	627 558	145 006	1 581 839
4806200000	Greaseproof papers	131 024	1 318 289	152 592	1 930 026
4806300000	Tracing papers	1 156	115 751	3 334	227 048
4806400000	Glassine and other glazed transparent or translucent papers	1 104 922	7 747 910	1 496 806	10 495 309
4807000000	Composite paper and paperboard notsurface-coated or impregnat	935 907	6 618 588	763 462	5 024 421
4808100000	Corrugated paper&paperboard,whetheror not perforated,in rolls c	284 260	2 464 820	353 412	2 976 898
4808400010	Sack kraftpaper,creped,crinkled,whether, not embossed /perforat	52 425	785 984	45 946	734 782
4808400090	Oth kraftpaper,creped or crinkle,whether or not embossed or perf	49 301	474 188	154 803	1 887 883
4808902000	Paper&paperboard,oth embossed fancypaper used printing,cover,	306	14 278	2 299	24 780
4808903000	Paper&paperboard,embossed paperfancypaper used printing,cove	17 401	66 537	36 734	117 635
4808909000	Oth than Paper&paperboard,oth embossedfancypaper used printi	143 651	1 274 010	307 724	3 395 097
4809200000	Self-copy paper	109 167	1 149 601	127 495	1 367 369
4809901000	Oth self-copy paper	17 203	437 824	75 815	1 097 878
4809909000	Oth self-copy paper	380 134	3 064 444	568 360	4 521 273
4810131100	Paper&paperboard for photo,heat,elect.in rolls papers of width <1	0	3 136	0	32 321
4810131900	Paper&paperboard for photo,heat,elect.in rolls papers of oth widt	216 829	1 992 467	184 282	1 627 570
4810139110	Paper&paperboard for photo,heat,elect.in rolls papers of oth widt	843 748	3 018 190	7 484 449	21 372 997
4810139190	Paper&paperboard for photo,heat,elect.in rolls papers of width <1	4 826	1 183 446	3 600	1 436 264
4810139990	Paper & paperboard for writing or printing in rolls of a width >15 c	1 600 704	19 437 224	1 744 348	20 035 570
4810141100	Paper&paperboard for photo,heat,elect. sensitive 297<one side<4	16	760	2 612	24 411
4810141900	Paper&paperboard for photo,heat,elect. of width < 15cm	186	52 459	1 362	52 839
4810149190	Paper&paperboard for photo,heat,elect. sensitive 297<one side<4	0	2 452	0	1 881
4810149990	Paper & paperboard for writing or printing in sheets & unfolded of	0	214 325	0	197 326
4810191100	Other Paper & paperboard for writing orprinting in sheets	18 049	70 906	14 800	57 098
4810191990	Other Paper & paperboard for writing orprinting in sheets	116 028	7 993 155	74 330	5 640 218
4810199190	Other Paper & paperboard for writing orprinting in sheets	456 826	4 229 424	360 022	3 445 291
4810199910	Other Banknotes paper	76 864	76 864	782 590	782 590
4810199990	Other Paper & paperboard for writing orprinting in sheets	1 078 843	11 969 025	1 107 270	12 766 271
4810221100	Light weight coated paper,Electcardiogrph,Ultrasonograph,spirome	0	260 232	0	203 732
4810221900	Light weight coated paper; Oth Elect,cardiograph,Ultrasonograph,	379 713	665 509	310 558	502 618
4810229100	Oth light weight coated paper,in roll of a width 15cm<one side<36	0	226	0	2 738
4810229900	Oth light weight coated paper	744 703	6 463 261	923 418	6 568 220
4810291100	Oth paper of a kind used for printng,elect,cadiograp,ultrasonograp	0	195	0	7 678
4810291900	Oth paper of a kind used for printng,oth electcadiograp,ultrasonoç	57 196	311 146	132 628	537 891

I.3. IMPOR MENURUT KOMODITI / IMPORT BY HS COMMODITY
***** SEPTEMBER/SEPTEMBER 2014 *****

HS	Uraian Komoditi Commodity Description	Berat Bersih / Net Weight (Kg)		Nilai / Value C.I.F (US\$)	
		Bulan ini Current Month	Kumulatif Cum.Jan. to date	Bulan ini Current Month	Kumulatif Cum.Jan. to date
4810299100	Oth paper of a kind used for printng,width 15cm<one side<36cm,u	16 499	156 589	27 285	246 730
4810299900	Oth paper of a kind used for printing	501 218	4 831 981	553 340	4 533 129
4810313100	Base paper of a kind used to manufacture aluminium coated paper	126	757	468	2 347
4810313900	Other Base paper of a kind used to manuf aluminium coated paper	0	14 798	0	62 470
4810319900	Oth kraft paper,paperboard,not for wrtng printing, other grafic pu	0	128 120	0	216 276
4810329000	Kraft paper,paperboard, not for writing,other weight>150g/m2	1 721 575	15 053 237	1 936 789	16 763 296
4810393000	Oth kraft paper,paperboard, not forwriting in rolls width<=15cm,s	16 519	105 767	66 148	1 013 446
4810399000	Other kraft paper,paperboard, not forwriting	134 925	1 752 656	177 861	1 897 682
4810924000	Other paper & paperboard, multiplyrectang < 15 x 36 cm2	2 994	9 233	34 460	86 155
4810929000	Other paper & paperboard, multiply othrectang < 15 x 36 cm2	1 252 716	16 399 353	1 155 725	13 955 207
4810994000	Oth paper and paperboard of multiplyrectang < 15 x 36 cm2	0	285	0	1 295
4810999000	Oth paper and paperboard of multiply oth rectang < 15 x 36 cm2	130 724	1 892 280	357 736	3 891 609
4811102100	Floor covering on a base of paper orpaperboard,in roll <15cm, reci	4	123	578	6 929
4811102900	Other bituminised/asphalted paper&paperboard in roll <15cm, rec	35 845	102 696	103 023	318 868
4811109100	Floor covering on a base of paper orpaperboard,in other size	17	128	442	3 443
4811109900	Other bituminised/asphalted paper &paperboard,in other size	51 977	532 559	215 467	2 324 865
4811412000	Gummed or adhesive paper&paperboard,self-adhesive,rectang<1!	16 603	150 221	215 765	1 784 911
4811419000	Gummed/adhesive paper&paperboard,othself-adhesive,in other s	1 073 266	9 480 471	2 901 329	27 208 210
4811492000	Oth gummed or adhesive paper&paperboard in roll <15cm, rect<1	16 677	33 329	125 328	274 742
4811499000	Oth gummed or adhesive paper&paperboard,in other size	211 234	2 200 807	662 804	9 642 365
4811513100	Floor covering on a paper coated,impregntd wth plastic,bleached,)	35 333	35 333	31 525	31 525
4811513900	Oth paper coated,impregnated/coveredwith plastic,bleached,wg>	334 855	6 264 200	493 277	9 023 155
4811519900	Oth paper coated,impregnated/coveredwith plastic,bleached,oth :	261 398	3 864 174	528 989	10 992 508
4811592000	Oth paper coated,impregnated/coveredwith plastics&aluminium f	2 629 132	19 418 782	10 474 304	78 922 620
4811594100	Floor covering on a paper coated,impregwth plastic,unbleached,re	1 548	16 606	24 011	210 292
4811594900	Oth paper coated,impregnated/coveredwith plastic,unbleached,re	169 097	998 985	471 366	3 180 570
4811599900	Oth paper coated,impregnated/coveredwith plastic,unbleached,of	798 604	7 983 363	2 583 645	24 525 490
4811602010	Paper coated,impregnated/covered withwax,paraffin,stearin,oil,re	4 457	52 192	25 664	194 695
4811602090	Oth Paper coated,impregnated/coveredwth wax,paraffin,stearin,c	0	85 492	0	66 848
4811609010	Paper coated,impregnated/covered withwax,paraffin,stearin,oil,	44 705	461 008	108 416	826 770
4811609090	Oth Paper coated,impregnated/coveredwith wax,paraffin,stearin,c	182 644	1 670 213	365 993	3 008 963
4811904100	Flooring covering a paper,cellulose wadd web of cell fibr roll<15cn	0	980 665	0	1 721 248
4811904900	Oth paper, paperboard,cellulose waddingweb of cell fibr roll<15cn	34 414	477 038	82 496	1 547 324
4811909100	Flooring covering a paper,cellulose wadd web of cell fibres,other s	1 910	22 304	1 270	64 038
4811909900	Oth paper, paperboard,cellulose waddingweb of cell fibres,other s	1 442 399	10 435 900	2 972 812	26 595 456
4812000000	Filter blocks,slabs&plates,of paper pulp	1 445	77 366	25 387	439 827
4813100000	Cigarette paper,in the form of bookletsor tubes	95 470	814 564	516 612	4 935 211
4813200000	Cigarette paper,in the form in rolls ofa width not exceeding 5 cm	231 675	2 181 047	1 140 725	13 303 447
4813901000	Cigarette paper,oth in the of booklets,tubes & in rolls,width <5 cm	93 450	719 654	668 732	4 712 318
4813909000	Cigarette paper,oth in the of booklets,tubes & in rolls	815 630	6 236 188	3 957 277	29 627 243
4814200000	Wallpaper&similar wall coverings,consist of peper coated wth a gr	259 231	12 010 828	458 423	5 950 701
4814900000	window transparencies of paper	101 949	1 178 113	257 249	3 514 457
4816201000	Self-copy paper (other than of 48.09)inrolls of a width 25<oneside	0	215	0	2 014
4816209000	Other self-copy paper (other than of48.09)	2 768	128 018	10 183	217 242
4816901000	Carbon paper	3 567	124 747	4 055	234 382
4816902000	Other copying paper	53	3 796	481	12 402
4816904000	Heat transfer paper	21	65 460	206	130 954
4816909000	Other heat transfer paper & offsetplates of paper	53 176	499 305	305 993	2 015 170
4817100000	Envelopes	24 890	320 491	181 768	1 817 566
4817200000	Letter cards,plain postcards and correspondence cards	4 754	43 788	13 503	114 743
4817300000	Boxes,pouches,wallets & writingcompendiums,of paper or paperb	3 822	103 095	20 489	655 773
4818100000	Toilet paper	43	4 814	118	43 842
4818200000	Handkerchiefs,cleansing or facialtissues & towels	7 375	144 834	92 019	875 479
4818301000	Tablecloths	6 169	35 729	37 202	102 346
4818302000	Serviettes	490	13 585	8 208	71 219
4818500000	Articles of apparel & clothing, of paper pulp,paper	241	5 594	3 174	69 342
4818900000	Other articles of apparel & clothing, of paper pulp,paper	158 081	1 403 697	330 701	3 354 490
4819100000	Cartons,boxes & cases, of corrugatedpaper or paperboard	3 345 506	24 546 972	6 469 551	61 493 809
4819200000	Folding cartons,boxes&cases,of non-corrugated paper or paperbo:	2 673 854	27 060 274	8 688 715	100 769 146
4819300000	Sacks&bags,having a base of a width of40 cm or more	533 226	3 411 948	495 783	5 862 372
4819400000	Other sacks and bags, including cones	722 059	3 099 596	3 398 633	12 412 911
4819500000	Other packing containers,includ recordsleeves	790 913	6 057 316	3 833 972	30 586 864
4819600000	Box files,letter trays,storage boxes&similar articles,used in offices,	96 803	970 892	331 100	3 517 732
4820100000	Registers,account books,note books,order books,diaries &similar :	76 687	514 721	290 296	2 152 880

I.3. IMPOR MENURUT KOMODITI / IMPORT BY HS COMMODITY
***** SEPTEMBER/SEPTEMBER 2014 *****

HS	Uraian Komoditi Commodity Description	Berat Bersih / Net Weight (Kg)		Nilai / Value C.I.F (US\$)	
		Bulan ini Current Month	Kumulatif Cum.Jan. to date	Bulan ini Current Month	Kumulatif Cum.Jan. to date
4820200000	Exercise books	10 294	255 689	16 575	733 346
4820300000	Binders(other than book covers),foldersand file covers	15 404	105 628	50 846	322 314
4820400000	Manifold business forms& interleavedcarbon sets	5 887	23 019	11 864	58 796
4820500000	Albums for samples or for collections	6 046	37 328	12 032	168 288
4820900000	Other exercise book,binders,manifold,albums	24 021	443 690	132 830	1 041 793
4821101000	Printed,labels of a kind for jewelery,incl objects personal carried ir	88 362	1 047 153	1 591 622	18 111 440
4821109000	Printed,oth labels of a kind for jewel,incl objects personal carried i	474 929	4 642 230	7 210 715	70 598 235
4821901000	Oth printed,labels of a kind for jewel,incl objects personal carried i	10 138	469 059	197 481	2 121 815
4821909000	Oth printed,oth labels of a kind for jewell incl objects personal car	151 424	1 808 466	1 193 290	10 356 427
4822101000	Cone of pulp of a kind used for windingtextile yarn	0	102 428	0	268 120
4822109000	Bobbins,spools,cops&similar of pulp,othof a kind used for winding	1 169	10 014	14 204	97 325
4822901000	Oth Cone	62 661	613 898	87 313	761 559
4822909000	Other bobbins,spools,cops & similar	53 419	446 024	173 412	2 937 550
4823201000	Filter paper in rolls or sheets,instrips,rolls or sheets	200 911	1 788 717	1 196 404	10 333 821
4823209000	Othert filter paper in rolls or sheets	81 612	863 254	406 327	4 628 941
4823402100	Cardiograph recording paper	680	9 465	12 045	80 685
4823402900	Oth paper for electro-medical apparatus	8	4 196	805	29 852
4823409000	Oth rolls,sheets&dials,printed for self-recording apparatus	59 182	656 205	181 539	2 157 361
4823610000	Trays,dishes,plates,cups&the like,of paper or paperboard of bamb	0	7 517	0	37 100
4823690000	Trays,dishes,plates,cups&the like,ofpaper or paperboard of oth th.	93 164	590 622	177 069	1 610 046
4823700000	Mouldad or pressed articles of paperpulp	70 058	1 872 728	368 107	3 164 688
4823901000	Coconing frames for silk-worms	0	291	0	396
4823902000	Display cards for jewellery,incl objects personal carried in pocket,ii	448	38 203	7 489	264 504
4823903000	Dia-cut polyethylene coated peperboardof a kind for manufacture	76 519	363 062	64 252	354 610
4823904000	Paper tube sats of kind used for themanufacture of fireworks	77 940	365 872	801 093	4 241 526
4823905100	Kraft paper,in rolls of a width of 209mm weight 150 g/m2 or less	556	19 174	5 969	65 668
4823905900	Kraft paper,in rolls of a width of 209 mOther weight	18 777	153 389	15 216	221 021
4823906000	Punched jacquard cards	4	555	99	17 362
4823907000	Fans & handsscreen	3 520	51 516	10 156	172 392
4823909200	Joss paper	174 808	1 921 844	225 443	2 466 791
4823909400	Cellulose wadding and webs of cellulosaFibers,coloured or marble	2 001	9 247	3 228	24 689
4823909500	Othetr floor coverings on a base of papePeperboard	41	282	2 554	8 801
4823909600	Oth, cut to shape other than rectangularor square	228	80 388	4 053	393 760
4823909900	Other,cut to size/shape,other than inStrips, rolls or sheets	556 522	3 416 535	968 627	11 026 080
4901100000	Printed books,brochures and similar prinin single sheets, whether	35 624	416 308	344 042	2 586 727
4901910000	Dictionaries andencyclopedias,and serialinstalments thereof	14	209	1 640	4 448
4901991000	Educational, technical, scientific,historical or cultural books	101 241	766 497	350 824	4 127 020
4901999000	Oth printed books,brochures, and similarprinted	146 384	1 872 435	1 665 886	15 798 415
4902100000	Newspapers,journals & periodicalsappearing at least four times a \	190	255	1 382	2 754
4902901000	Newspapers,journals & periodicalsOth appearing at least four time	11	335	227	3 951
4902909000	Other newspapers,journals & periodicals	1 567	63 686	13 936	250 244
4903000000	Childrens picture,drawing or coloringbooks.	2 650	11 192	5 611	39 555
4904000000	Music,printed or in manuscript,whetheror not bound or illustrat	168	21 003	7 747	698 899
4905100000	Globes	250	8 969	879	124 761
4905910000	Maps & hydrographic/similar chartsof all kinds,in book form	0	50	0	825
4905990000	Other maps&hydrographic or similarcharts of all kinds	377	6 796	5 238	79 260
4906001000	Plans&drawings,including photographicreproductions on sensitise	63	857	3 343	13 635
4906009000	Plans&drawings,including photographicreproductions on carbon c	2 073	28 261	94 289	1 188 931
4907001000	Banknotes, being legal tender	0	713	0	26 265
4907002100	Postage stamps, unused	0	1	0	5
4907002900	ravanue and similar stamps,unused	1 203	12 086	409 623	3 474 315
4907004000	Stock,share/bond certificates&similardocuments of title: cheque fi	72	954	433	14 495
4907009000	other similar stamps of current/newissue in the country in which t	671	5 831	8 052	643 572
4908100000	Transfers (decalcomanias), vitrifiable	17 542	113 493	632 528	4 028 426
4908900000	Other transfers (decalcomanias),vitrifiable	28 487	482 108	1 569 488	13 093 081
4909000000	Printed/illustrated postcards, cardgreetings, messages/announcen	1 620	17 731	1 954	60 818
4910000000	Calendars of any kind,printed,includingcalendar blocks.	39 778	76 153	30 890	154 200
4911101000	Catalogues listingonly educationhistorical or cultural books&public	411 222	510 490	806 632	1 432 303
4911109000	Oth trade advertising material,commercial catalogues and the like	74 796	687 869	4 858 815	19 630 640
4911912100	Wall pictures,anatomical or botanicaldiagrams and charts	59	93	5 427	9 961
4911912900	Other wall picture & diagrams forinstructional purposes	2 237	24 301	30 057	237 165
4911913100	Printed picture & photograph,anatomical/botanical diagram/chart	0	49	0	152
4911913900	Oth printed picture & photographo anatomical/botanical diagra	407	3 146	1 391	46 200
4911919000	Other picture, designs & photograph	7 189	149 475	108 531	653 054

I.3. IMPOR MENURUT KOMODITI / IMPORT BY HS COMMODITY
***** SEPTEMBER/SEPTEMBER 2014 *****

HS	Uraian Komoditi Commodity Description	Berat Bersih / Net Weight (Kg)		Nilai / Value C.I.F (US\$)	
		Bulan ini Current Month	Kumulatif Cum.Jan. to date	Bulan ini Current Month	Kumulatif Cum.Jan. to date
4911991000	Printed card for jewellery,small objectpersonal adorenment/article	51	2 553	319	38 585
4911992000	Printed labels for explosives	8	1 106	9	17 445
4911993000	Educational, technic,scientific,historisor cultural printed on a set o	131	360	3 655	15 527
4911999000	Oth printed card, printed labels,educational printed on a set of car	114 000	1 051 692	1 181 391	10 697 276
5001000000	Silkworm cocoons suitable for reeling.	54	1 919	5 850	29 457
5004000000	Silk yarn(oth than yarn spun from silkwaste) not put up for retail s;	1 114	160 766	9 500	279 229
5005000000	Yarn spun from silk waste,not put up forretail sale.	212	1 281	6 728	16 173
5006000000	Silk yarn & yarn spun from silk waste,put up for retail sale;silk-wor	0	98	0	3 996
5007101000	Fabrics of noil silk: printed by thetraditional batik process	334	2 480	2 936	22 482
5007109010	Fabrics of noil silk: oth printedtraditional batik process	0	436	0	52 410
5007109090	Other fabrics of noil silk	24	503	569	31 226
5007209090	Oth fabrics, containing >= 85% by weightof silk; other	3	8 456	292	142 702
5007909090	Oth fabrics; containing < 85% by weightof silk	94	1 795	1 243	148 647
5101110000	Shorn wool, not carded/combed, greasy,including fleece-washed v	84	6 180	2 695	204 899
5101190000	Oth Shorn wool,not carded/combed,greasy,including fleece-washe	1	2 602	3	34 350
5101210000	Shorn wool, not carded/combed,degreasednot carbonised	10 920	217 722	25 905	929 644
5101290000	Other Shorn wool, not carded/combed,degreased not carbonised	0	245	0	1 393
5102110000	Fine animal hair,not carded/combedof kashmir (cashmere) goats	0	3 237	0	210 339
5102190000	Fine animal hair,not carded/combedoth of goats	0	3	0	72
5103300000	Waste of coarse animal hair includeyarn waste but exclude garnet	0	2	0	11
5105100000	Carded wool	0	1 441	0	34 887
5105290000	Combed wool not in fragments	3 942	551 686	36 234	7 057 844
5105310000	Fine animal hair, carded/combedof kashmir (cashmere) goats	0	964	0	96 312
5105390000	Fine animal hair, carded/combedOther of goats	0	940	0	36 995
5106100000	Yarn,carded wool > 85% by weight not putup for retail sale	436	64 442	5 437	1 004 215
5106200000	Yarn,carded wool < 85% by weight not putup for retail sale	3 295	148 475	64 871	1 877 776
5107100000	Yarn,combed wool > 85% by weight not putup for retail sale	2 623	77 501	47 365	1 917 817
5107200000	Yarn,combed wool < 85% by weight not putup for retail sale	26 558	85 251	165 075	990 915
5108100000	Yarn of fine animal hair not put up forretail sale, carded	0	463	0	1 812
5109100000	Yarn,wool/animal hair > 85% by weight,for retail sale	104 475	787 682	2 699 460	19 902 891
5109900000	Yarn,wool/animal hair < 85% by weight,for retail sale	37 376	126 729	28 922	185 627
5110000000	Yarn,coarse animal hair/of horsehairwether not put up for retail s;	0	487	0	25 822
5111111000	Woven fabric,carded,wool/animal hair>85%weight < 300 g/m;prin	0	202	0	3 391
5111119000	Woven fabric,carded,wool/animal hair>85%weight < 300 g/m;oth	9 978	94 843	438 692	3 975 060
5111191000	Woven fabric,carded,wool/animal hair>85%weight>300 g/m;print	5	6	745	847
5111199000	Woven fabric,carded,wool/animal hair>85%weight>300 g/m;oth p	4	3 236	114	96 623
5111200000	Other, mixed mainly or solely withman-made filaments	5 886	80 425	126 607	3 122 347
5111300000	Other, mixed mainly or solely withman-made staple fibres	16 873	271 114	314 095	2 705 564
5111900000	Other woven fabrics of carded wool orcarded fine animal hair	30	5 444	1 679	137 605
5112111000	Woven fabric,combed wool/animal hair>85%weight<200 g/m;prin	228	22 767	4 139	361 714
5112119000	Woven fabric,combed wool/animal hair>85%weight<200 g/m;oth	54 351	768 788	1 741 493	24 999 762
5112191000	Woven fabric,combed wool/animal hair>85%weight>200 g/m;prin	5 456	240 857	71 971	2 594 592
5112199000	Woven fabric,combed wool/animal hair>85%weight>200 g/m;oth	16 964	82 232	412 374	2 535 307
5112200000	Oth woven fabric,combed wool/animal hairmix mainly/solely with	7 543	117 158	189 700	3 411 438
5112300000	Oth woven fabric,combed wool/animal hairmix mainly/solely with	4 730	37 448	146 536	1 061 455
5112900000	Oth woven fabric,combed wool or of fineanimal hair.	7 269	69 114	261 156	1 658 470
5113000000	Woven fabrics of coarse animal hair or ohorse hair	0	94	0	2 106
5201000000	Cotton, not carded/combed.	62 559 037	507 068 652	123 973 536	1 039 746 935
5202100000	Yarn waste (including thread waste)	108 910	291 423	57 876	150 723
5202990000	Cotton waste,not garnetted stock	5 075	85 749	44 751	754 920
5203000000	Cotton, carded/combed.	1 262	5 379	14 050	62 913
5204110000	Cotton sewing thread,not for retail salecotton weight >=85%	40 924	701 366	608 816	4 891 447
5204190000	Cotton sewing thread,not for retail salecotton weight < 85%	23 614	363 683	215 369	3 400 531
5204200000	Cotton sewing thread, wether for sale	15 506	326 988	81 806	732 755
5205110000	Single yarn,of uncombed fibres measuring> 714.29 decitex, cotton	139 077	1 236 629	623 790	5 509 125
5205120000	Single yarnof uncombed fibres measuring232.58<decitex<714.29 ,	23 343	2 045 935	77 605	6 816 775
5205130000	Single yarnof uncombed fibres measuring192.31<decitex<232.56 ,	6 869	105 511	32 970	498 416
5205140000	Single yarnof uncombed fibres measuring125<decitex<192.32 , co	109 267	619 989	514 807	3 380 777
5205150000	Single yarn,of uncombed fibres measuring< 125 decitex, cotton >8	20 527	20 527	23 408	23 408
5205210000	Single yarn,of combed fibres measuring>714.29 decitex, cotton > {	0	17	0	92
5205220000	Single yarn,of combed fibres measuring 232,56<decitex<714.29 , c	12 959	283 170	114 272	1 311 378
5205230000	Single yarn,of combed fibres measuring192,31<decitex<232,56 co	1 042 864	8 950 553	3 829 344	35 075 285
5205240000	Single yarn,of combed fibres measuring125<decitex <192,31 , cott	504 495	3 341 293	1 695 430	11 207 162
5205260000	Single yarn,of combed fibres measuring106,38<decitex< 125 , cott	0	20 208	0	100 266

I.3. IMPOR MENURUT KOMODITI / IMPORT BY HS COMMODITY
***** SEPTEMBER/SEPTEMBER 2014 *****

HS	Uraian Komoditi Commodity Description	Berat Bersih / Net Weight (Kg)		Nilai / Value C.I.F (US\$)	
		Bulan ini Current Month	Kumulatif Cum.Jan. to date	Bulan ini Current Month	Kumulatif Cum.Jan. to date
5205310000	Multiple yarn,of uncombed fibres measure>714.29 decitex,cotton	41	5 920	1 329	104 644
5205320000	Multiple yarn,of uncombed fibres measure232.56<decitex<714.29	17 534	188 783	106 908	954 155
5205330000	Multiple yarn,of uncombed fibres measure192.31<decitex<232.31	0	34	0	961
5205350000	Multiple yarn,of uncombed fibres measure< 125 decitex, cotton >	0	5	0	222
5205410000	Multiple yarn,of combed measuring714.29 decitex/more, cotton >	0	669	0	5 373
5205420000	Multiple yarn,of combed measuring232.56<decitex<714.29,cotton	170	222 233	1 288	1 211 401
5205440000	Multiple yarn,of combed measuring125<decitex< 192.31, cotton >	22 150	244 448	241 942	2 217 306
5205460000	Multiple yarn,of combed measuring106,38<decitex< 125 ,cotton >	0	52 400	0	359 641
5205480000	Multiple yarn,of combed measuring< 83.33 decitex, cotton >85%	315	28 743	5 515	296 279
5206110000	Single yarn of uncombed fibres,measuring>714,29or decitex, cotton	56 352	188 093	437 514	1 482 166
5206120000	Single yarn of uncombed fibres,measuring232,56<decitex<714.29	0	3 782	0	7 563
5206130000	Single yarn of uncombed fibres,measuring192.31< decitex <232.56	0	6 070	0	33 622
5206140000	Single yarn of uncombed fibres,measuring125< decitex < 192.31, cotton	0	5	0	12
5206210000	Single yarn, of combed fibres, measuring>714.29 decitex,cotton<8	3 550	7 150	42 305	95 687
5206220000	Single yarn, of combed fibres, measuring232.56<decitex<714.29, cotton	187 871	1 510 086	703 138	5 336 623
5206230000	Single yarn, of combed fibres, measuring192.31< decitex <232.56, cotton	121	305 908	267	1 105 153
5206240000	Single yarn, of combed fibres, measuring125<decitex< 192.31, cotton	700	47 631	3 664	222 020
5206310000	Multiple yarn,of uncombed measuring> 714.29 decitex, cotton<85%	0	5 413	0	34 140
5206320000	Multiple yarn,of uncombed measuring232.56<decitex< 714.29,cotton	0	3 972	0	49 700
5206340000	Multiple yarn,of uncombed measuring125 <decitex< 192.31,cotton	0	19 932	0	239 782
5206420000	Multiple yarn,of combed fibres measuring232,56 <decitex< 714.29,cotton	2 774	24 197	27 345	215 870
5206440000	Multiple yarn,of combed fibres measuring125 <decitex< 191.31,cotton	0	269	0	2 787
5206450000	Multiple yarn,of combed fibres measuring< 125 decitex cotton < 8	0	36 596	0	273 153
5207100000	Cotton yarn(oth sewing thread) retailsale, >=85% cotton by weight	24 303	76 272	223 008	780 927
5207900000	Cotton yarn(oth sewing thread) retailsale, < 85% cotton by weight	14 751	75 015	93 113	563 430
5208110000	Woven fabrics of cotton, unbleachedweighing <= 100 g/m, >=85%	206 979	1 029 092	3 091 896	10 980 759
5208120000	Woven fabrics of cotton, unbleached100<weighing<200 g/m, >=85%	166 888	2 128 913	1 381 548	19 419 175
5208130000	Woven fabrics cotton,unbleached,3or4thread twill ,<200g/m,>=85%	0	958	0	23 874
5208190000	Oth Woven fabrics cotton, unbleach,<200g/m,>=85%of cotton	736 104	6 572 471	8 231 308	73 696 635
5208210000	Woven fabrics of cotton,bleached,plainweave,weighing<100g/m,>	3 871	141 730	41 998	1 924 607
5208220000	Woven fabrics of cotton,bleached,plainweave,100<weigh<200 g/n	57 934	567 170	580 685	6 072 695
5208230000	Woven fabrics cotton,bleached,3/4 threadtwill ,weighing<200g/m	0	1 935	0	17 713
5208290000	Other Woven fabrics cotton,bleached,<200g/m,>=85%of cotton	299 376	1 675 992	2 663 529	15 364 559
5208310010	Woven fabrics cotton,dyed,voille/chemivoille,weight <100 g/m,>=85%	395	10 175	9 663	147 440
5208310020	Woven fabrics of cotton,dyed,cambrics100<weigh<200 g/m, >=85%	0	1 200	0	28 128
5208310090	Other woven fabrics of cotton,dyed,weighing<200 g/m, >=85%of cotton	133 097	875 539	1 243 127	8 633 609
5208320000	Woven fabrics of cotton,dyed,plain weave weave ,weight <100 g/r	389 152	3 905 724	6 158 213	66 519 901
5208330000	Woven fabrics,dyed, 3-thread/4-threadtwill,weighing<200 g/m, >=	51 480	304 935	503 156	2 972 673
5208390000	Other woven fabrics of cotton,dyed,weighing<200 g/m, >=85%of cotton	403 927	2 969 030	3 642 352	30 165 626
5208410010	String Woven fabrics, cont>=85% ofcotton,of diff colour yarn, weighing	566	23 762	11 185	324 906
5208410090	Oth woven fabrics, cont >=85% of cotton,of diff colour yarn, weighing	88 411	954 824	1 114 461	13 582 466
5208420010	String Woven fabrics,cont >=85%, cottonof diff colour yarn, weighing	0	5 147	0	90 502
5208420090	Oth Woven fabrics, cont >= 85% of cottonof diff colour yarn, weighing	700 207	5 715 774	8 542 739	83 204 506
5208430000	3-thread/4-thread twill, including cross weighing > 100 g/m,>=85%	18 868	717 909	236 320	6 763 408
5208490000	Other fabrics of different color,weighing<200 g/m, >=85%of cotton	162 731	1 083 857	1 349 089	8 524 777
5208511000	Plain weave,weighing <=100g/m2printed by the traditional batik	3 041	4 334	42 139	64 692
5208519000	Plain weave,weighing <=100g/m3, notprinted by the traditional batik	2 389	60 732	66 916	1 226 764
5208521000	Plain weave,weighing >100g/m2printed by the traditional batik p	450	2 165	40 529	86 972
5208529000	Plain weave,weighing >100g/m3, notprinted bythe traditional batik	29 178	240 376	436 103	3 236 137
5208591000	Other fabrics; printed by traditionalbatik process,<200 g/m, >=85%	0	8 069	0	127 154
5208599000	Other fabrics; not printed traditionalbatik process,<200 g/m, >=85%	7 351	355 108	78 833	2 730 024
5209110000	Plain weave,unbleached cont.>=85% of cotton, weight >200 g/m2	10 396	646 101	104 676	5 205 348
5209120000	3-thread/4-thread twill,unbleached,>=85% of cotton, weight > 200	43 350	57 112	209 653	266 987
5209190000	Other fabrics unbleached,>=85% cotton,weighing > 200 g/m2	272 875	4 425 771	2 638 038	40 524 001
5209210000	Woven fabric bleached ,Plain weave >=85%cotton, weighing > 200	2	12 027	8	168 772
5209220000	3-thread/4-thread twill,bleached,>=85%weighing>200g/m	8	7 094	63	100 249
5209290000	Other woven fabric bleached ,cont 85%of cotton weight > 200 g/n	55 158	494 202	722 231	5 893 829
5209310000	Woven fabrics dyed, plain weave,cont.85%of cotton, weight > 200	145 248	2 108 749	1 461 077	20 375 272
5209320000	3or4 thread incl cross twill,dyed,>= 85%,weight>200g/m	401 939	2 364 351	3 346 926	22 313 040
5209390000	Other woven fabrics,dyed, cont.85% of cotton,weight > 200 g/m2	317 433	3 682 492	2 624 471	30 573 006
5209410000	Woven fabrics of yarn different colours,plain weave,>=85% cotton	20 118	339 096	260 889	3 726 556
5209420000	Woven fabrics of yarn different colours,denim,>=85% cotton, weighing	234 339	3 320 631	1 524 664	21 277 256
5209430000	3/4 thread twill,yarn different colours,plain weave,>=85% cotton, weight	13 579	58 151	187 671	839 111
5209490000	Other woven fabrics of yarn differentcolours,>=85% cotton, weight<200	108 850	527 513	1 014 596	4 478 433

I.3. IMPOR MENURUT KOMODITI / IMPORT BY HS COMMODITY
***** SEPTEMBER/SEPTEMBER 2014 *****

HS	Uraian Komoditi Commodity Description	Berat Bersih / Net Weight (Kg)		Nilai / Value C.I.F (US\$)	
		Bulan ini Current Month	Kumulatif Cum.Jan. to date	Bulan ini Current Month	Kumulatif Cum.Jan. to date
5209519000	Woven fabrics, plain weave, not printed by batik process, >=85% ct	25	13 040	98	152 575
5209529000	3or4 thread twill, not printed by batik process, >=85% ctn, wght>200g	2 316	53 897	29 664	528 573
5209591000	Other woven fabrics, printed by batik process, >=85% ctn, wght>200g	0	87	0	798
5209599000	Other woven fabrics, not printed by batik process, >=85% ctn, wgh	1 890	50 565	15 079	2 116 011
5210110000	Woven fabric, unbleached; plain weave < 85% cotton, weight < 200g/m	292 128	4 439 547	2 523 132	42 126 348
5210190000	Other woven fabric, unbleached; plain weave < 85% cotton, weight < 200g/m	323 221	2 136 813	2 700 271	21 472 411
5210210000	Woven fabric, bleached; plain weave < 85% cotton, weight < 200g/m	1 265	129 974	14 701	1 383 453
5210290000	Other woven fabric, bleached; plain weave < 85% cotton, weight < 200g/m	5 220	132 124	123 855	2 073 533
5210310000	Woven fabric, dyed; plain weave < 85% cotton, weight < 200g/m	111 089	1 061 317	2 292 521	22 749 247
5210320000	Woven fabric, dyed; 3/4-thread twill incl cross twill, < 85% cotton, weight < 200g/m	0	64 618	0	488 827
5210390000	Other woven fabric, dyed; < 85% cotton, weight < 200g/m	14 597	278 668	261 103	4 805 841
5210410010	String weave, of yarn of different colour < 85% cotton, weight < 200g/m	1 677	23 526	32 380	474 941
5210410090	Woven fabric, different colour, not string weave, < 85% cotton, weight < 200g/m	22 592	547 879	298 551	7 439 442
5210490000	Other woven fabric, different colour, plain weave, < 85% cotton, weight < 200g/m	13 960	89 845	162 978	1 070 718
5210519000	Woven fabric, plain weave, not printed by batik process, < 85% cotton, weight < 200g/m	0	2 133	0	14 733
5210591000	Other woven fabric, printed by batik process, < 85% cotton, weight < 200g/m	0	2 312	0	53 559
5210599000	Other woven fabric, not printed by batik process, < 85% cotton, weight < 200g/m	60 258	767 888	534 409	6 132 491
5211110000	Woven fabric, unbleached; plain weave, < 85% cotton, weight > 200g/m	1 191	159 034	23 803	1 432 844
5211190000	Other woven fabric, unbleached, < 85% cotton, weight > 200g/m	25 504	845 826	375 322	10 538 927
5211200000	Woven fabric, bleached, < 85% cotton, weight > 200g/m	0	12 651	0	93 448
5211310000	Woven fabric, dyed; plain weave, < 85% of cotton, weight > 200g/m	85 752	415 394	887 123	4 313 094
5211320000	Woven fabric, 3/4 thread twill, dyed, < 85% of cotton, weight > 200g/m	27 297	600 129	276 924	5 264 050
5211390000	Other woven fabric, dyed; < 85% of cotton, weight > 200g/m	154 574	869 929	1 027 960	7 020 168
5211410010	String weave, of yarn of different colour < 85% cotton, weight > 200g/m	35	35	310	310
5211410090	Woven fabric, different colour, not string weave, < 85% cotton, weight > 200g/m	8 364	196 157	74 539	954 641
5211420000	Woven fabric, different colour, denim, < 85% cotton, weight > 200g/m	134 122	733 939	528 238	4 012 522
5211430000	Oth fabrics of 3-thread/4-thrd, < 85% of co, weight > 200g/m	0	37	0	1 616
5211490000	Oth fabrics of different colours < 85% cotton, weight > 200g/m	3 856	38 011	22 279	157 562
5211519000	Woven fabric, plain weave, not printed by batik process, < 85% cotton, weight > 200g/m	0	589	0	5 817
5211529000	3-thre/4-thread twill, not printed by batik < 85% cotton, weight > 200g/m	0	991	0	12 685
5211599000	Other woven fabric, not printed by batik < 85% cotton, weight > 200g/m	40	257 953	760	1 933 740
5212110000	Oth woven fabric of cotton weight <= 200g/m unbleached	44 562	476 064	746 638	7 230 271
5212120000	Oth woven fabric of cotton weight <= 200g/m bleached	2 243	7 811	15 066	68 192
5212130000	Oth woven fabric of cotton weight <= 200g/m dyed	22 828	84 343	193 247	841 660
5212140000	Oth woven fabric of cotton weight <= 200g/m of yarns of different	238 461	1 810 494	1 871 403	13 944 900
5212159000	Oth woven fabric of cotton weight <= 200g/m not printed by traditional	3 061	100 839	38 117	659 387
5212210000	Oth woven fabric of cotton weight > 200g/m unbleached	472 953	3 523 840	3 994 832	32 678 981
5212220000	Oth woven fabric of cotton weight > 200g/m bleached	0	1 355	0	11 495
5212230000	Oth woven fabric of cotton weight > 200g/m dyed	0	323	0	8 399
5212240000	Oth woven fabric of cotton weight > 200g/m of yarns of different	49 307	295 620	380 475	2 178 468
5212251000	Oth woven fabric of cotton weight > 200g/m printed by traditional	0	2	0	2
5212259000	Oth woven fabric of cotton weight > 200g/m not printed by traditional	15	1 138	74	5 330
5301100000	Flax, raw/retted	0	585	0	5 001
5301290000	Flax, broken, scutched, heckled/othwise process, but not spun, not I	1 190	25 324	4 070	141 258
5303100000	Jute & oth textile bast fibres, raw/retted	138 600	966 329	187 110	1 163 079
5303900000	Jute & oth textile bast fibres, not raw/retted	0	66	0	737
5305001000	Sisal & oth textile fibres of the genus agave; tow & waste of these f	156 000	1 461 340	214 760	2 090 106
5305002021	Textile fibres Of abaca; Raw	0	92 235	0	62 331
5305009010	Textile fibres; of ramie fibres	0	3 061	0	52 978
5305009090	Textile fibres; other of ramie	0	2 640	0	18 983
5306100000	Single flax yarn flax yarn	0	11 045	0	133 631
5306200000	Multiple (folded)/cabled flax yarn	46	332	733	6 339
5307100000	Single yarn of jute/of oth textile bast of heading 53.03.	45 304	269 482	34 175	303 352
5307200000	Multiple (folded)/cabled of jute/ oth fibres bast fibres of heading 5	2 600 218	16 700 983	2 320 030	14 293 361
5308100000	Coir yarn	39 496	39 497	36 149	36 150
5308200000	True hemp yarn	0	7 610	0	49 605
5308901000	Paper yarn	0	63	0	5 042
5308909000	Other yarn of other vegetable textile fi	48	1 007	980	7 179
5309111000	Woven fabrics of flax cont >= 85% by weight unbleached or not; prin	883	883	299	299
5309119000	Woven fabrics of flax cont >= 85% by weight unbleached or not; not p	5 241	17 365	98 485	359 849
5309191000	Other Woven fabrics, flax cont >= 85% by weight; print by traditional	1	4 307	6	69 322
5309199000	Other Woven fabrics, flax cont >= 85% weight not print by traditional	7 590	37 305	173 114	1 004 055
5309219000	Woven fabrics of flax cont < 85% by weight unbleached or not; not p	96	899	6 463	20 868
5309291000	Woven fabrics of flax cont < 85% by weight; print by the tradition	628	8 889	17 766	134 038

I.3. IMPOR MENURUT KOMODITI / IMPORT BY HS COMMODITY
***** SEPTEMBER/SEPTEMBER 2014 *****

HS	Uraian Komoditi Commodity Description	Berat Bersih / Net Weight (Kg)		Nilai / Value C.I.F (US\$)	
		Bulan ini Current Month	Kumulatif Cum.Jan. to date	Bulan ini Current Month	Kumulatif Cum.Jan. to date
5309299000	Woven fabrics of flax cont<85% by weight; not printed by the t	3 025	69 985	53 120	1 172 384
5310100010	Woven fabrics of jute or of oth textileUnbleached; plain	16 028	180 699	22 243	226 826
5310100090	Woven fabrics of jute or of oth textileUnbleached; other plain	0	152	0	531
5310909000	Other woven fabrics of jute/oth textilehead 53.03, not printed by l	179	3 004	3 007	42 443
5311009000	Woven fabrics of oth vegetable textilefibres&paper yarn; not print	22 062	83 908	107 330	288 878
5401101000	Sewing thread of man-made flment ofsynthetic filaments; for reta	12 706	144 403	162 086	1 437 464
5401109000	Sewing thread of man-made flment ofsynthetic filaments; not for r	318 966	3 449 755	1 667 786	14 992 189
5401201000	Sewing thread of man-made flment ofartificial filaments; for retail	941	16 892	4 579	112 860
5401209000	Sewing thread of man-made flment ofartificial filaments;not for re	9 338	110 369	57 017	778 079
5402110000	Synthtatic filament yarn (oth than sewingHigh tenacity yarn of nylc	19 836	123 139	392 441	2 352 597
5402190000	Synthtatic filament yarn (oth than sewingHigh tenacity yarn of nylc	631 315	5 539 372	2 991 641	24 930 333
5402200000	Synthtatic filament yarn (oth than sewingHigh tenacity yarn of poly	856 927	8 079 615	2 762 031	23 165 178
5402310000	Textured yarn of nylon/oth polyamidesmeasuring single yarn <= 50	317 049	2 609 150	1 934 272	15 044 797
5402320000	Textured yarn of nylon/oth polyamidesmeasuring single yarn > 50	32 228	521 936	119 845	1 866 496
5402330000	Textured yarn of polyesters	2 808 580	19 949 312	6 259 463	46 708 930
5402340000	Textured yarn of polypropylene syntheticfilament	309 730	2 750 318	761 502	6 634 091
5402390000	Other texture synthetic filament yarn	189 119	1 606 369	313 735	2 656 862
5402440000	Oth yarn, single, with a twist or not<50turn/m; elastomeric	901 858	8 439 379	7 350 237	67 173 039
5402450000	Oth yarn, single, with a twist or not<50turn/m; oth, of nylon/oth p	388 227	2 400 705	1 192 997	7 816 770
5402460000	Oth yarn, single, with a twist or not<50turn/m; oth, of polyesters,p	2 261 767	19 606 351	3 409 958	30 289 250
5402470000	Oth yarn, single, with a twist or not<50turn/m; oth, of pollester	1 706 404	19 355 051	3 674 843	40 718 609
5402480000	Oth yarn, single, with a twist or not<50turn/m; oth, of polipropiler	96 938	1 192 382	135 099	1 585 684
5402490000	Oth yarn, single, oth thn, of elast, nylpolyester,polypropylene,<=50	1 128 804	8 739 405	3 682 289	25 681 068
5402510000	Oth yarn, single, with a twist or not>50turn/m; of nylon or oth pol	695	4 896	6 793	54 155
5402520000	Oth yarn, single, with a twist or not>50turn/m; of nylon or oth pol	24 991	221 760	42 728	1 394 746
5402599000	Oth yarn, single, with a twist or not>50turn/m; other; other	0	8 656	0	148 370
5402610000	Oth yarn, multiple or cableof nylon or polyamides	50 151	341 961	144 962	1 528 118
5402620000	Oth yarn, multiple or cableof polyesters	483 234	4 221 182	1 082 123	9 087 116
5402691000	Oth yarn, multiple or cableof other : polypropylena	287 956	1 180 231	810 296	2 902 384
5402699000	Oth yarn, multiple or cableof other : oth than polypropylena	52 879	316 560	122 088	932 761
5403100000	Artificial filament yarn (not sewing)high tenacity yarn of viscose r	1 075	16 156	7 520	90 086
5403311000	Artificial filament yarn,oth yarn,singleof viskosa twist/not <120 tur	0	4 459	0	27 524
5403319000	Artificial filament yarn,oth yarn,singleof viskosa twist/not <120 tur	789 556	2 562 548	719 339	4 519 732
5403321000	Artificial filament yarn,oth yarn,singleof viskosa twist/not >120 tur	0	32 979	0	108 779
5403329000	Artificial filament yarn,oth yarn,singleof viskosa twist/not >120 tur	0	218 714	0	53 070
5403339000	Artificial filament yarn,oth yarn,singleof cellulose acetate: oth text	0	92	0	558
5403391000	Artificial filament yarn,oth yarn,singleof other : textured yarn	1 136	21 652	15 039	156 658
5403399000	Artificial filament yarn,oth yarn,singleof other : oth textured yarn	17 663	62 366	10 338	147 485
5403411000	Artificialfilament yarn,oth yarn,multipleor cable: of viscose rayon;t	0	19 170	0	54 855
5403419000	Artificialfilament yarn,oth yarn,multipleor cable: of viscose rayon; c	54 267	481 167	141 389	1 481 682
5403421000	Artificialfilament yarn,oth yarn,multipleorcable: ofcelluloseacetat;t	0	31 155	0	228 993
5403429000	Artificialfilament yarn,oth yarn,multipleorcable: ofcelluloseacetat;	1 676	10 764	121 952	725 196
5403491000	Artificialfilament yarn,oth yarn,multipleorcable: of other : textured	10	3 659	93	21 267
5403499000	Artificialfilament yarn,oth yarn,multipleorcable: of other : oth text	9 233	160 267	156 919	1 092 625
5404110000	Synth monfilament of elastomeric >=67decitex,dimension<=1mm,	8 583	208 442	77 226	920 965
5404120000	Synth monfilament oth ofplypropyllne>=67decitex,dimension<=1n	3 846	175 571	23 130	599 603
5404190000	Synth monfilament other >=67decitexdimension<=1mm, width<=5	84 624	948 985	609 345	7 583 023
5404900000	Synthetics other than filaments exceeds<1 mm, width <= 5 mm	137 530	815 595	207 510	1 561 020
5406000000	Man-made filament yarn(oth than sewingthread) put up for retail	344	9 781	678	39 577
5407102010	Woven fabrics of synt filament yarn fromhigh of nylon/oth :tyre fa	985	39 515	37 715	807 616
5407102090	Woven fabrics of synt filament yarn fromhigh of nylon/oth :tyre fa	82 820	1 340 682	1 634 197	22 027 056
5407109010	Woven fabrics of synt filament yarn fromhigh of nylon/oth : other	34 048	317 517	199 051	2 278 815
5407109090	Woven fabrics of synt filament yarn fromhigh of nylon/oth : other	273 416	1 529 746	4 360 558	21 754 440
5407200000	Woven fabrics of synt filament yarnwoven fabricsobtained from st	126 767	768 916	444 895	2 520 295
5407300000	Woven fabrics of synt filament yarnfabrics specified in nota 9to se	14	29 095	250	601 483
5407411000	Woven nylon mesh fabric of untwistedweight >=85% of flmnt of n	48 087	751 375	484 481	7 503 275
5407419000	Oth woven nylon mesh fabric of untwistedweight >=85% of flmnt	114 100	904 566	1 162 025	10 330 467
5407420000	Woven fabrics of synt filament yarn fromnylon cont >85% ; dyed	332 585	3 072 723	5 535 578	51 925 444
5407430000	Woven fabrics of synt filament yarn fromnylon cont>85%;of yarno	0	53 375	0	213 912
5407440000	Woven fabrics of synt filament yarn fromnylon cont >85% ; printe	1 471	47 348	24 825	934 010
5407510000	Woven fabrics of synt filament yarn frompolyester cont >85% ; un	1 539 079	12 398 909	8 077 925	61 347 597
5407520000	Woven fabrics of synt filament yarn frompolyester cont >85% ; dy	1 297 495	11 215 947	14 668 905	138 302 221
5407530000	Woven fabrics of synt filament yarn frompolyester cont >85% ; ofy	88 171	279 518	227 494	1 083 013
5407540000	Woven fabrics of synt filament yarn frompolyester cont >85% ; pri	44 590	831 275	815 847	11 386 409

I.3. IMPOR MENURUT KOMODITI / IMPORT BY HS COMMODITY
***** SEPTEMBER/SEPTEMBER 2014 *****

HS	Uraian Komoditi Commodity Description	Berat Bersih / Net Weight (Kg)		Nilai / Value C.I.F (US\$)	
		Bulan ini Current Month	Kumulatif Cum.Jan. to date	Bulan ini Current Month	Kumulatif Cum.Jan. to date
5407610010	Oth woven fabrics,cont>=85% of by weightofnontextured polyst fi	541 575	7 245 485	2 841 330	41 683 269
5407610090	Oth woven fabrics,cont>=85% of by weightofnontextured polyst fi	1 315 536	11 484 567	7 668 683	69 979 351
5407690010	Oth woven fabrics,cont>=85% of by weightof polyst filamnt: unble	510 843	3 711 631	4 422 762	32 828 321
5407690090	Oth woven fabrics,cont>=85% of by weightof polyst filamnt: other	602 293	4 647 996	6 119 477	46 618 917
5407710000	Oth woven fabrics,cont>=85% of by weightof synthet filamnt:unbl	567 077	4 087 825	2 884 544	21 926 670
5407720000	Oth woven fabrics,cont>=85% of by weightof synthet filamnt: dyc	24 598	437 845	416 228	6 897 990
5407730000	Oth woven fabrics,cont>=85% of by weightof synthet filamnt: of y;	3 762	6 673	16 131	45 143
5407740000	Oth woven fabrics,cont>=85% of by weightof synthet filamnt: prin	26 263	221 183	274 190	2 439 997
5407810000	Oth woven fabrics,cont<85% of by weightof synthet filamnt-mixec	23 235	43 012	296 752	630 089
5407820000	Oth woven fabrics,cont<85% of by weightof synthet filamnt-mixec	32 552	485 788	551 440	8 136 066
5407830000	Oth woven fabrics,cont<85% of by weightof synthet filamnt-mixec	117	23 801	1 074	226 208
5407840000	Oth woven fabrics,cont<85% of by weightof synthet filamnt-mixec	227	87 605	4 144	1 558 221
5407910000	Woven fabrics of synt filament yarn ofother woven fabric; unbleac	355 463	1 329 631	488 572	2 396 436
5407920000	Woven fabrics of synt filament yarn ofother woven fabric; dyed	47 201	1 076 461	491 818	8 916 287
5407930000	Woven fabrics of synt filament yarn ofother woven fabric;of yarn c	1 720	9 603	18 027	120 841
5407940000	Woven fabrics of synt filament yarn ofother woven fabric; printed	524	4 436	8 638	63 739
5408100010	Woven fabrics ofartificial filament yarnfromhigh tenacity yarnof vis	19 091	51 004	353 831	853 483
5408100090	Woven fabrics ofartificial filament yarnfrom high tenacity yarn of v	752 708	2 148 435	2 843 652	15 898 811
5408210000	Woven fabrics ofartificial filament yarncont >85% weight : umblea	17 409	258 669	126 470	2 538 411
5408220000	Woven fabrics ofartificial filament yarncont >85% weight or strip/t	38 028	479 251	465 480	5 041 456
5408230000	Woven fabrics ofartificial filament yarncont >85% weight:of yarn c	1 212	5 332	25 834	90 354
5408240000	Woven fabrics ofartificial filament yarncont >85% weight or strip/t	9 731	125 297	170 856	1 806 651
5408310000	Woven fabrics ofartificial filament yarnoth woven fabric: unbleach	2	307	31	5 722
5408320000	Woven fabrics ofartificial filament yarnoth woven fabric: dyed	3 981	23 316	62 731	385 034
5408330000	Woven fabrics ofartificial filament yarnoth woven fabric:of yarn of	505 313	1 067 123	588 715	1 328 869
5408340000	Woven fabrics ofartificial filament yarnoth woven fabric: printed	0	2 789	0	105 566
5501100000	Synthetic filament towof nylon or other polyamides	41 052	453 964	1 030 881	7 995 896
5501200000	Synthetic filament towof polyesters	78 346	1 644 353	996 418	16 073 331
5501300000	Synthetic filament towof acrylic or modacrylic	3 985 327	29 673 262	10 958 901	79 901 273
5501400000	Synthetic filament towof polypropylene	37 164	278 544	96 355	576 956
5501900000	Synthetic filament towOther	9 809	154 014	311 904	993 637
5502000000	Artificial filament tow	3 626 901	31 009 648	22 266 724	193 757 152
5503110000	Synthetic staple fibres of nylon or othrpolyamides of aramids	23 716	147 081	291 281	2 361 426
5503190000	Synthetic staple fibres of nylon or othrpolyamides of oth than arar	12 644	463 430	56 599	2 600 999
5503200000	Synthetic staple fibres of polyesters	11 421 361	100 459 528	16 064 144	145 839 183
5503300000	Synthetic staple fibres of acrylic ormodacrylic	1 750 127	17 506 560	5 001 842	45 996 821
5503400000	Synthetic staple fibres of polypropylene	418 430	3 387 490	1 056 961	8 610 991
5503900010	Synthetic staple fibres of other :of viscose rayon	117 400	1 296 464	386 337	4 482 184
5503900090	Synthetic staple fibres of other :other than viscose rayon	268 466	2 542 695	899 028	9 628 462
5504100000	Artificial staplefibres notcarded,combedothwise procss for spin:of	8 271 999	56 947 851	15 225 675	106 052 734
5504900000	Artificial staplefibres notcarded,combedothwise procsfor spin: oth	149 310	1 029 778	408 993	3 072 212
5505100000	Waste of man-made fibresof synthetic fibres	39 623	857 209	17 239	546 825
5505200000	Waste of man-made fibresof artificial fibres	167 770	1 260 260	37 597	283 857
5506100000	Synth staple fibres carded,combad orothwise prcs forspin:of nylon	14 090	331 696	210 720	3 107 576
5506200000	Synth staple fibres carded,combad orothwise procesfor spin:of poi	371 105	3 542 378	3 681 329	34 957 390
5506300000	Synth staple fibres carded,combad orothwise procesforspin:acrylic	74 600	750 962	296 980	2 748 485
5506900000	Synth staple fibres carded,combad orotherwise process for spinn :	28 496	157 295	174 293	1 427 403
5507000000	Artificial staple fibres, carded, combedothrwise processed for spin	0	11 804	0	32 664
5508101000	Sewing thread of man-made staple fibreswether for sale or no:of s	4 119	627 447	46 878	2 382 833
5508109000	Sewing thread of man-made staple fibreswether for sale or no: oth	802 912	4 006 780	1 721 218	9 670 055
5508201000	Sewing thread of man-made staple fibreswether forsale or no:of a	13	4 561	741	51 083
5508209000	Sewing thread of man-made staple fibreswether forsale or no: oth	2 600	69 767	24 954	499 786
5509110000	Single yarn cont >=85% by weight ofstaple fibres of nylon/oth poly	14 831	69 269	159 496	830 544
5509120000	Multiple/cabled yarn cont>=85% byby weight ofstaple fibre ofnyloi	3 993	15 678	36 672	141 857
5509210000	Single yarn cont >=85% by weight ofpolyester staple fibres	955 042	6 047 259	1 663 359	10 535 805
5509220000	Multiple (folded)/cabled yarn cont.>=85%of polyester staple fibres	138 850	1 330 496	388 236	4 408 941
5509310000	Single yarn cont >=85% by weight ofacrylic/modacrylic staple fibre	0	1 374	0	9 833
5509320000	Multiple/cabled yarn cont>=85% by weightof acrylic/modacrylic st	6 465	313 436	61 296	1 671 669
5509410000	Single yarn cont >=85% by weightof synthetic staple fibres	3 854	41 250	62 821	565 447
5509420000	Multiple (folded)/cabled yarn cont.>=85%of synthetic staple fibres	34 035	127 235	132 362	780 777
5509510000	Oth yarn of polyester staple fibresmixed mainly with artificial stap	22 171	171 710	117 979	473 010
5509529000	Oth yarn of polyster staple fbres,othermixed mainly/solely wth wc	0	30 784	0	88 142
5509530000	Oth yarn of polyester staple fibresmixed mainly/solely with cotton	226 341	1 551 957	699 429	4 464 050
5509590000	Oth yarn of polyester staple fibresother	66 793	269 158	260 475	1 143 967

I.3. IMPOR MENURUT KOMODITI / IMPORT BY HS COMMODITY
***** SEPTEMBER/SEPTEMBER 2014 *****

HS	Uraian Komoditi Commodity Description	Berat Bersih / Net Weight (Kg)		Nilai / Value C.I.F (US\$)	
		Bulan ini Current Month	Kumulatif Cum.Jan. to date	Bulan ini Current Month	Kumulatif Cum.Jan. to date
5509610000	Oth yarn of acrylic/modacrylic staple fbmixed mainly/solely wth w	1	32 474	44	403 169
5509620000	Oth yarn of acrylic/modacrylic staple fbmixed mainly/solely with c	28 294	229 943	42 490	353 664
5509690000	Oth yarn of acrylic/modacrylic staple fbrother	6 584	128 267	47 314	789 492
5509910000	Other yarn mixed mainly or solely withwool/ fine animal hair	0	6 066	0	77 237
5509990000	Other yarn mixed other thanwool/ fine animal hair & cotton	0	13 973	0	82 330
5510110000	Single yarn cont >=85% by weightof artificial staple fibres	29 926	1 842 309	77 288	3 747 353
5510120000	Multiple/cabled yarn cont.>=85%by weight/artificial staple fibres	7 065	22 520	55 885	151 387
5510200000	Oth yarn, mixed mainly/solely withcont>=85% of weight of artifcl	448	626	2 712	3 804
5510300000	Other yarn, mixed mainly/solely cont>=85% of weight with cotton	101 016	915 289	376 562	3 499 486
5510900000	Other yarn of artificial staple fibrescont>=85% of weight	29 434	433 791	194 410	3 246 734
5511101000	Yarn of synthtic staple fibres,cont>=85%weight of such fbrs knitting	3 862	76 268	48 747	667 703
5511109000	Yarn of synthtic staple fibres,cont>=85%weight of such fibres : oth	19 101	305 764	26 517	977 730
5511201000	Yarn of synthtic staple fibres,cont <85%weight of such fbrs knitting	0	938	0	4 470
5511209000	Yarn of synthtic staple fibres,cont <85%weight of such fibres : oth	39	21 325	272	55 338
5511300000	Yarn of artificial staple fibresput up for retail sale	2 457	21 448	42 238	447 384
5512110000	Woven fabrics of synthetic staple fibrecont>85% wight of polyeste	96 852	573 588	443 836	2 693 248
5512190000	Woven fabrics of synthetic staple fibrecont>85% wight of polyeste	401 646	3 033 418	3 801 161	27 836 088
5512210000	Woven fabrics of synthetic staple fibrecont>85%wightof acrylic/m	9 198	80 499	54 244	543 219
5512290000	Woven fabrics of synthetic staple fibrecont>85%wightof acrylic/m	186 499	1 114 820	1 578 183	11 852 152
5512910000	Woven fabrics of synthetic staple fibrecont>85%weight of oth : un	5 719	11 602	69 935	172 880
5512990000	Woven fabrics of synthetic staple fibrecont>85%weight of oth th p	3 339	106 853	132 569	2 322 519
5513110000	Wovn fbrcs of plyster stple fbre bleacheplain weave <=85% mix w/	133 365	1 314 160	1 494 333	14 002 133
5513120000	3-thread /4-thread twill, incl twill polstaple fibres <=85% w/cotton	14 670	66 290	217 786	1 131 104
5513130000	Oth woven fbrcs of polyester stple fbr<=85% mixed wght <170 g/n	642 910	6 140 511	4 668 983	50 491 874
5513190000	Oth woven fabrics <85% mixed cottonweight <170 g/m of cotton	23 139	133 949	146 461	1 243 576
5513210000	Dyed woven fabrics of polyester staplefibres, plain weave<85% of	318 477	4 842 540	2 317 613	19 251 264
5513230000	Oth dyed woven fabric ofpolyester staplefibres <85%, cotton<170	9	13 998	104	180 539
5513290000	Oth woven fabrics <85% such fibres, mixed cotton <170 g/m dyed	278 647	2 396 517	2 662 069	23 920 393
5513310000	Woven fabrics of yarn of diff color of polyester stpe fbrs,plain wea	55 968	477 757	405 941	2 927 360
5513390000	Oth woven fabrics<85% of such fibresweight <170 g/m of cotton: c	19 714	158 854	196 357	2 057 627
5513410000	Printed polyester staple fibres, plainweave <85% of fbr, cotton<17	463 377	3 274 268	852 303	9 782 993
5513490000	Other woven fabrics<85% of fibresweight <170 g/m of cotton	0	3 441	0	47 011
5514110000	Woven fbrcs of polyester staple fibresplain weave <=85%,cotton >	14 926	350 173	303 789	3 909 381
5514120000	3-thread/4-thread twill, incl twill ofpolyester stpl fbrs<85%, cottor	11	13 527	135	144 335
5514190000	Other woven fabrics<85% of fibresmixed weight >170g/m of cotto	256 004	1 040 914	3 354 492	15 492 591
5514210000	Dyed polyester staple fbrs, plain weavestaple fbrs<85%, cotton >1	6 901	25 975	125 808	311 031
5514220000	Woven fabric of synt: dyed<85% with ctto3-thread/4-thread twill,i	6 678	54 606	52 872	686 951
5514230000	Woven fabric of synt: dyed<85% with ctto dyed; oth woven fbr pol	0	3 113 878	0	4 245 292
5514290000	Other woven fabrics<85% of fibres mixedweight >170g/m of cotto	27 553	2 052 917	243 282	3 332 684
5514300000	Woven fabrics of synth stple fibre <85%, cotton >170 g/m, diff col	1 467	186 436	16 657	246 820
5514410000	Printed polyester staple fibres, plainweave <85% of fbr, cotton >1	64 816	412 523	699 256	4 269 973
5514420000	Prnt 3-thread/4-thread twill,incl twlpolyester stple fbr<85%, cotto	20 223	114 522	160 377	901 477
5514430000	Oth printd woven fabrics of polyesterstpl fbr <85%, cotton >170 g/	26 133	123 440	340 443	1 534 406
5514490000	Oth printed woven fabrics<85% suchfibres, weight >170 g/m of co	63 265	411 294	207 537	1 664 512
5515110000	Oth wvn fbrcs of synth stple fbrs ofpolyester stpl fbr mixed viscos	239 518	2 554 009	2 341 325	27 433 791
5515120000	Oth wvn fbrcs of synth stple fbrs ofpolyester stpl fbr mixed w/m-i	6 217	157 649	138 148	1 472 106
5515130000	Oth wvn fbrcs of synth stple fbrs ofpolyester stpl fbr mix w/wool/&	40 999	284 087	604 005	5 064 738
5515190000	Other woven fabrics of synth stple fbrof other polyester staple fibr	100 292	493 615	740 390	7 041 724
5515210000	Oth wvn fbrcs of acrylic/modacrylicmixed/solely with man-made f	0	7 679	0	53 998
5515220000	Oth wvn fbrcs of acrylic/modacrylicmixed/solely w/wool/fine anm	0	26 110	0	245 719
5515290000	Oth wvn fbrcs of acrylic/modacrylicmix w/other than man-made fi	1 999	17 954	18 782	77 099
5515910000	Oth woven fabrics mixed mainly/solelyman-made filaments	1 413	34 739	41 786	1 066 867
5515991000	Oth woven fabrics mixed mainly/solelyw/wool/fine anml hair	0	2 307	0	46 005
5515999000	Oth woven fabrics mixed mainly/solelywith other than man-made	11 874	69 994	180 338	943 432
5516110000	Unbleached/bleached woven fabrics ofartificial staple fibre;weight	56 051	893 096	297 992	5 571 199
5516120000	Dyed woven fbrcs of artificial staplefibre; weight>=85%	78 398	651 217	1 455 164	9 804 876
5516130000	Woven fabrics of yarns of diff colorweight>=85% of artificial staple	0	5 468	0	70 766
5516140000	Printed woven fabrics; wght>=85% ofartificial staple fibres	29 242	151 801	312 521	1 965 748
5516210000	Un/bleached woven fabrics of artificialstaple fibre mix m-m-f;weig	531	3 220	5 810	41 367
5516220000	Dyed woven fabrics of artificial staplefibre mix m-m-f;weight<85%	21 121	94 064	332 567	1 642 624
5516230000	Woven fabrics of yarn of diff colorartficial stple fbr mix m-m-f;wegl	1	6 805	282	29 782
5516240000	Printed woven fabrics of artifcl staplefibre mixed with m-m-f;weig	0	10 304	0	256 797
5516310000	Un/bleached woven fabrics of artificialstaple fibre mixed w/wool;v	0	935	0	12 303
5516320000	Dyed woven fabrics of artificial staplefibre mixed with wool;weigh	0	46 732	0	3 139 750

I.3. IMPOR MENURUT KOMODITI / IMPORT BY HS COMMODITY
***** SEPTEMBER/SEPTEMBER 2014 *****

HS	Uraian Komoditi Commodity Description	Berat Bersih / Net Weight (Kg)		Nilai / Value C.I.F (US\$)	
		Bulan ini Current Month	Kumulatif Cum.Jan. to date	Bulan ini Current Month	Kumulatif Cum.Jan. to date
5516330000	Woven fbrc of yarn of diff color staplefibre mixed with wool;weigh	0	2 265	0	47 212
5516410000	Un/bleached woven fabrics of artificialstaple fibre mixed cotton;w	1 358	9 958	14 225	113 272
5516420000	Dyed woven fabrics of artificial staplefibre mixed with cotton;weigh	0	2 782	0	64 782
5516430000	Woven fabrics of yarn of diff colorsmixed with cotton;weight<85%	99	15 989	1 534	250 123
5516440000	Printed woven fbrcs of artifical staplefibre mixed with cotton;weigh	0	589	0	4 963
5516910000	Other un/bleached woven fabrics ofstaple fbr	730	11 981	7 573	114 477
5516920000	Other woven fabrics of artificial staplefibre,un/bleached	174	41 977	1 059	759 948
5516930000	Other woven fabrics of artificial staplefibre,dyed	3 450	9 659	19 349	47 648
5516940000	Other woven fabrics of artificial staplefibre,of yarn diff colours	35 423	1 155 492	298 039	10 581 998
5601210000	Wadding of cotton,length<=5mm	81 058	682 036	824 506	7 042 547
5601220010	Wadding of cotton m-m-f of wrappedcigarette tow,length<=5mm	41 278	371 411	349 618	3 530 438
5601220090	Wadding of cotton m-m-f of oth wrappedcigarette tow,length<=5r	73 808	294 296	776 775	3 077 427
5601290000	Wrapped of other than cotton man-made fibres	7 231	108 143	11 401	185 413
5601301000	Polyamide fibre flock of wadding,length<=5mm	2 435	48 215	21 962	375 119
5601309000	Textile flock & dust mill neps oth thanpolyamide fibre flock,length	10 269	133 881	121 551	1 039 882
5602100000	Needleloom felt & stitch-bonded fibrecovered/laminated.	462 643	854 782	333 383	1 994 303
5602210000	Oth felt of wool/fine animal hair,notimpregnated,coated,covered	306	34 908	17 990	499 815
5602290000	Oth felt of oth textile materials,notimpregnated,coated,covered	2 421 246	6 995 436	2 222 908	7 080 378
5602900000	Felt, oth thn needleloom&oth felt notimpregnated, coated, cover	42 035	663 961	597 272	8 262 952
5603110000	Non woven of man-made filament, notimprgnatd,cvred/lminate	1 912 153	15 439 775	5 877 265	50 448 194
5603120000	Non woven of m-m-f, not imprgnated,covred/lminated; 25g/m<w	1 376 596	11 201 052	3 861 035	36 906 086
5603130000	Non woven of m-m-f, not imprgnated,covred/lminated; 70g/m<w	423 917	3 551 906	1 886 038	13 845 352
5603140000	Non woven of m-m-f, not imprgnated,covered/laminated; weight>	1 074 636	10 277 099	4 792 682	39 087 935
5603910000	Non woven of oth m-m-f, weight=<25g/m2	300 724	2 674 369	1 256 515	11 879 936
5603920000	Non woven of oth m-m-f,25g/m2<weighing=<70g/m2	713 664	4 664 418	2 916 403	22 338 612
5603930000	Non woven of oth m-m-f,70g/m2< weighing=<150g/m2	86 663	609 000	628 361	4 770 597
5603940000	Non woven of oth m-m-f,weight=<150g/m2	789 774	6 605 246	3 210 604	27 547 007
5604100000	Rubber thread & cord, textile covered &the like head 5404/5405	52 183	536 136	809 940	9 760 042
5604901000	Imitation catgut,of silk yarn	956	14 550	14 377	207 137
5604902000	Rubber impregnated textile thread yarn	0	31 549	0	383 162
5604903000	High tenacity yarn of polyester,of nylon/oth polyamides/of viscose	7 200	452 097	67 243	1 814 847
5604909000	Oth thn rubber thread&cord, textilecoverd&the like head 5404/54	36 497	318 077	504 614	4 121 556
5605000000	Metallised yarn,whether/not gimped,being textl yarn/strip like he:	15 623	83 469	66 101	661 040
5606000000	Gimped yarn,&strip&like of head 5404/5405,gimped,chenille yarn	157 147	1 320 328	484 895	3 390 393
5607210000	Binder/baler twine of sisal/oth textilefbrcs of genus agave	2 254	48 793	12 861	234 610
5607290000	Oth binder/baler twine of sisal/othtextile fbrcs of genus agave	66 845	621 030	293 225	3 402 103
5607410000	Binder/baler twine of polyethylene/polypropylene	447	65 350	6 564	123 148
5607490000	Oth binder/baler twine of polyethylene/polypropylene	1 311 769	10 229 050	2 509 817	15 063 666
5607501000	V-belt cord of man-made fibres treatedresorcinol formaldehyde>=	23 012	123 018	256 202	3 303 803
5607509000	Oth v-belt cord of m-m-fibrcs treatedresorcinol formaldehyde>=10	142 938	1 149 247	758 635	5 886 616
5607901000	Twine,cordage,ropes&cables of artificialfibres	2 900	142 163	43 819	838 947
5607902000	Twine,cordage,ropes&cables of abaca/othhard fibres	132	170	2 172	2 433
5607903000	Twine,cordage,ropes&cables of jute/othtextile bast fibr head 530	0	169 620	0	124 105
5607909000	Oth twine,cordage,ropes&cables	133 029	760 162	547 962	5 250 350
5608110000	Made up fishing net of man-made textilematerials	482 521	3 777 627	808 283	5 338 359
5608192000	Net bags of man-made textile material	8 575	165 261	54 420	816 933
5608199000	Oth net bags of man-made textilematerials	70 966	803 157	159 014	2 026 599
5608901000	Net bags of oth man-made textilematerials	0	18 392	0	115 545
5608909000	Oth net bags of oth man-made textilematerials	61 811	706 985	189 677	1 650 340
5609000000	Articles of yarn,strip/the like of head5404/5405,twine,cordage,rop	271 547	1 673 038	1 577 339	10 606 261
5701101000	Prayer rugs of carpet of wool/fineanimal hair	0	201	0	5 757
5701109000	Oth prayer rugs of carpet of wool/fineanimal hair	23	125	150	10 170
5701901900	Oth prayer rugs of carpet of cotton	0	6 109	0	26 780
5701909900	Oth prayer rugs of carpet oth than wool/cotton	17	2 602	131	24 862
5702200000	Floor covering of coconut fibres (coir)not tufted/flocked	0	64 654	0	121 168
5702310000	Floor cov of pile construct of wool/fineanimal hair,not made up, no	0	13 490	0	39 416
5702320000	Floor cov of pile construct of man-madetext mat, not made up,no	11 479	11 479	47 545	47 545
5702391000	Floor cov of pile construct of cottonnot made up, not tufted/flock	0	11 280	0	68 137
5702399000	Floor cov of pile construct of othtextile materials, not made up,no	0	384	0	1 939
5702411000	Prayer rugs of floor cov of pileconstrct,made up of wool/fine anml	69	20 474	450	49 215
5702419000	Oth prayer rugs of floor cov of pileconstrct,made up of wool/fine	3 040	28 295	22 664	83 124
5702421000	Prayer rugs of floor cov of pileconstrct,made up of man-made text	133 761	902 519	236 990	1 677 303
5702429000	Oth prayer rugs of floor cov of pileconstrct,made up of man-made	37 111	450 875	107 007	1 231 551
5702491900	Oth prayer rugs of floor cov of cottonof pile constrct,made up	1 205	7 763	13 294	76 747

I.3. IMPOR MENURUT KOMODITI / IMPORT BY HS COMMODITY
***** SEPTEMBER/SEPTEMBER 2014 *****

HS	Uraian Komoditi Commodity Description	Berat Bersih / Net Weight (Kg)		Nilai / Value C.I.F (US\$)	
		Bulan ini Current Month	Kumulatif Cum.Jan. to date	Bulan ini Current Month	Kumulatif Cum.Jan. to date
5702501000	Oth floor cov of cotton not of pileconstruct,not made up	0	13	0	521
5702509000	Oth floor cov of oth textile materialnot of pile construct,not made	0	6 371	0	13 154
5702911000	Prayer rugs not of pile constrct made upof wool/fine animal hair	23	51	150	6 502
5702919000	Oth floor cov not prayer rug not of pileconstruct made up of wool/f	12	454	393	29 319
5702921000	Prayer rugs not of pile construct made upof man-made textl matrils	0	155 530	0	254 430
5702929000	Oth floor cov not prayer rug not of pileconstruct,md up,of man-mac	1 631	341 282	7 223	317 484
5702991100	Prayer rugs not of pile constrct made upof cotton,of oth textile ma	25 275	25 275	42 360	42 360
5702991900	Oth floor cov not prayer rug not of pileconstruct,md up,of cotton,oi	82	32 773	2 281	67 106
5702992000	Oth flr cov.not of pile cnstrct,made upof jute fibres,oth textile mat	14	93	397	1 875
5702999000	Oth flr cov.not of pile cnstrct,made upoth thn cttn&jute fibres,oth	252	483	1 116	4 033
5703101000	Floor mats of wool/fine anml hairwhthr/not made up	46	66	300	319
5703109000	Carpet&oth txtl flr cov.,tufted, whthr/not made up,of wool/fine ar	22 407	33 660	42 180	139 830
5703209000	Carpet&oth txtl flr cov,tufted,not prayrug,not made up,of nyln/otf	199 177	1 288 140	732 406	4 296 001
5703301000	Prayer rugs of cotton, whthr/notmade up,of oth man-md-txtl mtrl	0	29 163	0	116 915
5703309000	Carpet&oth txtl flr cov,tufted,not prayrug,of cttn not made up,of c	255 651	2 847 453	717 345	8 205 383
5703901900	Carpet&oth txtl flr cov.,tufted, whthr/not made up,of cotton,oth t	3 808	31 369	7 272	215 320
5703902100	Floor mats of jute fibres whthr/notmade up,of oth txtl mtrls	1 453	1 666	14 518	16 413
5703902900	Carpet&oth txtl flr cov.,tufted, whthr/not made up,of jute fbrs,oth	0	25	0	1 107
5703909100	Floor mats, whthr/not made up,not cttn&jute fbr,oth txtl mtrl	58 228	435 366	414 472	3 246 016
5703909900	Carpet&oth txtl flr cov.,tufted, whthr/nt md up,not cttn&jute fbr,c	0	14 000	0	165 923
5704100000	Textile tiles, having a surface <=0,3m,felt,no tufted/flocked,made t	0	3 028	0	10 272
5704900000	Oth textile tiles, having a surface <=0,3m,felt,no tufted/flocked,ma	212 676	2 796 267	266 041	3 733 642
5705001900	Oth carpet&oth txtl flr cov,oth prayrug of cotton,whthr/not made	0	5 344	0	35 744
5705002900	Oth carpet&oth txtl flr cov,oth Non wovnfloor covrng of jute fbrs,v	0	694	0	3 158
5705009100	Prayer rugs of oth thn cotton&jutefibres,whthr/not made up	25 056	137 709	29 376	176 330
5705009200	Non woven floor covering of oth cotton&jute fibres,whthr/not ma	7 586	48 313	88 450	516 363
5705009900	Oth carpet&oth txtl flr cov,oth pray rugof oth cotton&jute fibres,w	51 220	545 522	153 269	929 798
5801101000	Woven pile&chenille fabrics of wool/fine anml hair, impregntd,coa	176	5 394	7 544	113 390
5801109000	Woven pile&chenille fabrics of wool/fine anml hair,not impregntd	933	37 649	4 745	333 328
5801211000	Uncut weft pile fbrcs of cotton,imprgntd,coatd,coverd oth thn of f	0	411	0	5 640
5801219000	Uncut weft pile fbrcs of cotton,notimprgntd,coverd oth thn of hea	1 973	32 357	34 929	331 721
5801221000	Cut corduroy of cotton,imprgntd,coatd,coverd oth than of head 58	80	44 418	137	324 920
5801229000	Cut corduroy of cotton,not imprgntd,coatd,coverd oth than of hea	3 170	289 559	262 310	7 367 935
5801239000	Oth weft pile fbrcs of cotton,notimprgntd,coverd oth thn of head !	694	872	10 567	11 331
5801261000	Chenille fabrics of cotton,imprgntd,coatd,coverd oth than of head	206	206	2 472	2 472
5801269000	Chenille fabrics of cotton,not imprgntd,coatd,coverd oth than of h	0	795	0	14 904
5801271000	Warp pile fabrics of cotton,imprgntd,coatd,coverd oth than of hea	0	710	0	18 739
5801279000	Warp pile fbrcs of cotton,not imprgntd,coatd,coverd oth than of h	1 742	22 772	65 856	565 827
5801319000	Uncut weft pile fbrcs of man-made fbrs,not imprgntd,oth thn of he	0	470	0	4 862
5801321000	Cut corduroy of man-made fibres ,imprgntd,oth thn of head 5802/	9 860	190 793	148 384	2 642 652
5801329000	Cut corduroy of man-made fibres ,notimprgntd,oth thn of head 58	13	12 397	132	33 899
5801339000	Oth weft pile fabrics of man-made fbrs,not imprgntd,oth thn of he	0	1 030	0	18 109
5801361000	Chenille fabrics of man-made fribres,imprgntd,oth thn of head 580	5 907	47 095	20 939	156 164
5801369000	Chenille fabrics of man-made fribres,not imprgntd,oth thn of head	3 715	23 742	16 642	101 269
5801371000	Warp pile fbrcs of man-made fribres,imprgntd,oth thn of head 580	707	4 470	7 063	74 726
5801379000	Warp pile fbrcs of man-made fribres,not imprgntd,oth thn of head	11 884	61 106	131 979	792 310
5801901900	Othr carpet & text floor covrng of silk,not imprgntd,oth thn of hea	0	251	0	12 455
5801909900	Othr carpet & text floor covrng of othtxtl mtrl, not imprgntd,oth c	5 960	23 461	32 042	219 306
5802110000	Unbleached terry towelling&wovenfabrcs of cotton oth thn head c	56 883	415 949	688 702	5 086 319
5802190000	Bleached terry towelling&wovenfabrcs of cotton oth thn head of 5	8 355	19 057	54 497	118 348
5802200000	Terry towelling&woven fabrcs of othtextile material othr than hea	32	602	382	6 671
5802301000	Tufted textile fabrics,inpregnated,coated/covered oth thn of head	21 462	127 607	109 582	696 352
5802302000	Tufted textile fabrics,woven of cotton/of man made fbrs oth thn h	0	76 365	0	659 723
5802309000	Other tufted textile fabrics of otherthan fabrics of head 5806	0	5	0	601
5803001000	Gauze of cotton, oth than narrowfbrcs of heading 5806	554	8 746	1 881	44 694
5803002000	Gauze of man-made fibres, oth thanarrow fbrcs of heading 5806	802	2 387	7 479	26 211
5803009900	Gauze of other, oth than narrowfbrcs of heading 5806	5 190	6 242	7 091	42 156
5804101100	Tulles&oth net fbrics of silk,imprgntdcoatd,coverd oth thn of hea	295	1 438	7 823	169 701
5804101900	Tulles&oth net fbrics of silk,notimprgntd,oth thn of head 6002-60	30 479	167 416	464 558	2 480 050
5804102100	Tulles&oth net fbrcs of cotton,imprgntdcoatd,coverd oth thn of he	508	1 451	24 846	49 453
5804102900	Tulles&oth net fbrcs of cotton,notimprgntd,oth thn of head 6002	16 995	51 775	80 590	546 854
5804109100	Tulles&oth net fbrc oth thn silk/cotton,imprgntd,oth thn of head	3 149	61 007	72 379	1 287 846
5804109900	Tulles&oth net fbrc oth thn silk/cotton,not imprgntd,oth of head 6	119 458	569 012	735 368	5 654 789
5804211000	Mechanically made lace of man-made fbrsimprgntd,oth thn of he	25 129	170 016	553 035	4 447 844

I.3. IMPOR MENURUT KOMODITI / IMPORT BY HS COMMODITY
***** SEPTEMBER/SEPTEMBER 2014 *****

HS	Uraian Komoditi Commodity Description	Berat Bersih / Net Weight (Kg)		Nilai / Value C.I.F (US\$)	
		Bulan ini Current Month	Kumulatif Cum.Jan. to date	Bulan ini Current Month	Kumulatif Cum.Jan. to date
5804219000	Mechanically made lace of man-made fbnsnot imprgntd,oth of hea	148 844	780 193	1 643 406	9 510 035
5804291000	Mechanically made lace of oth txtl mtrlimpregntd,oth thn of head	2 731	23 166	26 370	302 149
5804299000	Mechanically made lace of oth txtl mtrlnot imprgntd,oth of head 6	45 265	388 130	729 239	10 231 814
5804300000	Hand-made lace oth than fabric ofhead 6002 to 6004	2 040	42 296	60 282	1 085 286
5805001000	Hand-woven tapestries of cotton, whethor not made up	0	7	0	2 271
5805009000	Hand-woven tapestries of other thancotton, whether/not made up	1 115	14 063	8 952	155 146
5806101000	Woven pile fabrics of silk other thangoods of head 5807	530	4 006	10 794	48 926
5806102000	Woven pile fabrics of cotton other thangoods of head 5807	2 852	43 168	48 875	837 375
5806109000	Woven pile fabrics of other than silk/cotton other than goods of h	25 402	261 225	352 213	3 459 344
5806201000	Sport tape;weight>=5% of elastomeric yarn/thread	19 088	319 359	187 930	3 645 296
5806209000	Other woven fabrics;weight>=5% ofelstmeric yarn/thread oth thn	155 718	979 071	2 655 853	17 182 338
5806311000	Narrow woven fabrics of cotton for typewriter inked ribbon	1 085	12 142	15 846	238 395
5806312000	Backing of cotton for electricalinsulating paper	11	2 583	226	72 828
5806319010	Slide fastener ribbons of cotton; width<=12 mm	2 213	21 329	99 708	656 497
5806319020	Webbings of cotton used in coveringpipes,poles and the like	4 328	50 511	55 215	500 601
5806319090	Other woven fabrics of cotton otherthan goods of head 5807	10 211	80 550	215 718	1 565 906
5806321000	Narrow woven fabrics of man-made fibresfor typewriter inked ribt	87 544	1 048 099	642 892	6 196 282
5806324000	Backing of man-made fibres forelectrical insulating paper	186	38 489	1 335	112 102
5806329010	Slide fastener ribbons of man-madefibres; width <=12 mm	2 010	57 488	50 753	1 305 481
5806329020	Webbings of man-made fibres used incovering pipes, poles and th	552	3 039	21 062	73 619
5806329090	Other woven fabrics of man-made fibresoth than goods of head 58	193 858	1 440 256	1 505 461	11 574 696
5806391000	Other woven fabrics of silk oth thangoods of head 5807	473	18 911	4 007	227 786
5806399100	Backing of oth textile material forelectrical insulating paper	2 446	43 393	45 374	563 932
5806399910	Woven fabrics of other textile materialused in covering piping, pol	268	17 519	9 033	195 079
5806399920	Narrow woven fabrics of other textilematerials for typewriter ribt	0	497	0	12 916
5806399930	Narrow fabrics of other textile materialfor slide fastener, width <=	278	7 450	2 604	81 232
5806399990	Other woven fabrics of other textilematerial	45 485	335 764	493 723	4 212 930
5806400000	Fabrics consisting of warp without weftassembled by an adhesive	1 429	21 677	33 440	371 353
5807100000	Woven Labels, badges, and similar articles, not embroidered	324 703	3 352 454	6 688 004	63 190 265
5807900010	Non woven Labels, badges, and similar articles, not embroidered	8 274	124 973	145 433	1 958 533
5807900090	Labels, badges, and similar articles ofoth textile materials, not emt	55 422	684 276	1 049 180	11 018 384
5808101000	Braid combined with rubber threads, notembroidery, not knitted/i	140	7 921	3 025	137 648
5808109000	Braid not combined with rubber threads,not embroidery, not knitt	2 239	19 814	69 651	562 156
5808901000	Ornamental trimmings combined withrubber threads,not embroid	25 364	1 707 154	156 369	2 741 765
5808909000	Ornamental trimmings not comb. withrubber threads,not embroic	58 190	435 447	129 868	1 662 157
5809000000	Woven fabrics of metal thread & wovenfabrics of metallised yarn (12	297	206	5 210
5810100000	Embroidery without visible ground,inpiece, in strip, in motifs	4 502	86 210	48 632	720 173
5810910000	Embroidery of cotton with visible ground,in piece, in strip, in moti	135 792	835 012	1 611 621	10 219 702
5810920000	Embroidery of man-made fibres withvisible ground,in piece,in strip	9 066	86 076	176 737	613 543
5810990000	Embroidery of other textile materialswith visible ground,in piece, i	103 798	718 190	1 230 523	9 569 011
5811001000	Quilted textile products in the piece,ofwool/fine/coarse anml hair	7 522	67 564	98 380	979 747
5811009000	Quilted textile products in the piece,oth thn of wool/fine/coarse a	10 403	761 222	91 197	3 885 654
5901100000	Textile fabrics coated w gum/amylaceused for covers books and	2 000	29 517	30 286	558 903
5901902000	Prepared painting canvas	2 443	26 194	16 075	118 368
5901909000	Buckram and similar stiffened textilefabrics for hat foundations	22 879	243 777	126 609	1 403 923
5902101100	Chafer fabrics,rubberised of nylon-6 yar	28 228	264 715	232 262	2 251 398
5902101900	Chafer fabrics,rubberised of nylonnot nylon-6 yarn	60 910	420 258	319 863	2 346 450
5902109100	Tyre cord fabrics of nylon or otherpolyamides of nylon-6 yarn	891 155	9 344 049	3 716 800	39 914 838
5902109900	Tyre cord fabrics of nylon or otherpolyamides of not nylon-6 yarn	616 517	5 545 119	3 090 751	27 178 606
5902202000	Chafer fabrics,rubberised of polyester	298 875	1 569 190	1 216 408	6 427 184
5902209100	Tyre cord fbrics of polyester,containingcotton	36	561 997	86	1 867 393
5902209900	Tyre cord fbrics of polyester, notcontaining cotton	510 450	4 924 098	1 964 593	20 416 882
5902909000	Other cord fabrics of high tenacity yarnof viscose rayon	13 128	84 563	219 501	1 169 863
5903100000	Textile fbrcs impregnated,coated,coveredwith polyvinyl chloride, r	4 162 990	33 901 721	5 225 771	44 226 256
5903200000	Textile fbrcs impregnated,coated,coveredwith polyurethane, not E	2 261 639	19 293 059	15 223 334	137 006 852
5903900010	Canvas type fabrics impregnated,coated,covered with nylon,polya	306 778	1 961 905	2 369 227	16 807 026
5903900090	Other textile fabrics impregnated,coated,covered with plastics, no	325 428	3 860 660	2 713 926	39 770 581
5904100000	Linoleum	486	17 793	2 388	98 704
5904900000	Floor coverings consist of a coating orcovering on a textile backing	5 624	18 709	59 783	202 694
5905001000	Textile wall coverings of wol/fine/coarse animal hair	0	114	0	10 139
5905009000	Textile wall coverings oth thn of wol/fine/coarseanimal hair	85	5 234	917	91 953
5906100000	Adhesive tape of a width <= 20cm, otherthan of heading 5902	51 989	451 442	456 765	5 466 156
5906910000	Other rubberised textile fabrics,knitted/crocheted, not heading 59	3 549	474 772	40 414	3 351 902
5906991000	Rubberised sheeting for hospital use,notknitted/crocheted, not he	0	38	0	840

I.3. IMPOR MENURUT KOMODITI / IMPORT BY HS COMMODITY
***** SEPTEMBER/SEPTEMBER 2014 *****

HS	Uraian Komoditi Commodity Description	Berat Bersih / Net Weight (Kg)		Nilai / Value C.I.F (US\$)	
		Bulan ini Current Month	Kumulatif Cum.Jan. to date	Bulan ini Current Month	Kumulatif Cum.Jan. to date
5906999000	Other rubberised textile fabrics, notknitted/crocheted, not headin	42 656	411 908	782 280	3 262 478
5907001000	Fabrics impregnated,coated,covered withoil of oil-based preparati	870	20 170	8 238	172 138
5907003000	Textile fbrcs impregnated,coated,coveredwith fire resistant chemi	361	13 093	1 020	218 646
5907004000	Fabrics impregnated,coated,covered withflock velvet/flock textile	34 839	386 076	76 728	1 248 717
5907005000	Fabrics impregnated,coated,covered withwax, tar, bitumen or sim	0	438	0	1 422
5907006000	Fabrics impregnated,coated,covered withother substances	0	4 138	0	52 220
5907009000	Painted canvas being thetrical scenery,studio back-cloths or the lik	11 502	60 588	164 187	1 020 486
5908001000	Wicks; incandescent gas mantles	1	17 292	31	30 951
5908009000	Tubular knitted gas mantle fabricstherefor	41	24 892	2 018	41 453
5909001000	Fire hoses	13 385	212 012	102 822	999 370
5909009000	Textile hosepiping & similar textiletubing other than fire hoses	2 344	48 051	43 676	2 421 011
5910000000	Transmission or conveyors belts orbeltng, of textile material	355 592	849 761	1 629 166	8 472 521
5911100000	Textile fabrics, felt & felt-lined woven for card clothing or technica	229 080	3 433 550	2 859 257	41 734 876
5911200000	Bolting cloth	3 118	30 661	18 418	328 599
5911310000	Textile fabrics & felts used in paper-making machines; weighing <=	5 842	330 779	1 129 891	10 774 039
5911320000	Textile fabrics & felts used in paper-making machines; weighing >=	81 467	606 861	4 746 435	33 824 237
5911400000	Straining cloth of a kind used in oil or the like including that of hun	13 180	96 288	206 181	1 428 684
5911901000	Gaskets and seals	1 951	23 861	128 758	478 881
5911909000	Other Textile products and articles fortechnical uses	214 024	1 961 958	1 321 779	12 192 204
6001100010	Long pile fabrics, unbleached, notmercerised, knitted/crocheted	0	587	0	14 617
6001100090	Long pile fabrics, bleached, mercerised,knitted/crocheted	80 374	617 382	385 055	3 657 274
6001210000	Looped pile fabrics of cotton, knitted/crocheted	95 403	578 844	785 628	5 779 933
6001220000	Looped pile fabric of man made fibres,knitted/crocheted	53 975	343 556	454 042	3 313 447
6001290000	Looped pile fabric of oth textile materiknitted/crocheted	95 034	409 639	667 420	3 170 008
6001910000	Other pile fabrics, of cotton, knitted/crocheted	11 660	126 613	110 455	1 141 727
6001922000	Pile fabrics of 100% polyester staplefibres, 63,5mm_width_76,2m	100 705	2 170 153	952 504	19 366 590
6001923010	Other pile fabrics, of man made fibres,cont elastomeric/rubber ya	115	3 507	3 888	69 951
6001923090	Other pile fabrics, of man made fibres,cont elastomeric/rubber ya	157 036	1 206 236	1 756 244	16 431 464
6001929010	Other pile fabrics, of man made fibres,not cont elstmric/rubber ya	63	5 532	1 487	80 159
6001929090	Other pile fabrics, of man made fibres,not cont elstmric/rubber ya	243 173	2 467 425	1 711 110	17 194 911
6001991100	Oth pile fbrcs of oth txtl mtrial contelstmric/rubber yarn,unbleach	0	797	0	9 809
6001991900	Oth pile fbrcs of oth txtl mtrial not coelstmric/rubber yarn,unbleac	4 172	31 465	47 774	334 215
6001999100	Oth pile fbrcs of oth txtl mtrial contelstmric/rubber yarn,bleachd,r	11 912	15 132	34 001	49 756
6001999900	Oth pile fbrcs of oth txtl mtrial not coelstmric/rubber yarn,bleachc	16 363	231 104	291 646	3 860 838
6002400000	Knitted/crocheted fabrics;elastomeric>5%, width<30cm, not rubbr	261 510	2 748 007	2 467 791	26 583 001
6002900000	Knitted/crocheted fabrics;elastomeric>5%, width<30cm, rubber th	1 453 943	13 530 853	13 191 485	124 710 184
6003100000	Knitted/crocheted fabrics of wool/fineanimal hair, width<30cm, n	8 265	43 805	144 451	777 119
6003200000	Knitted/crocheted fabrics of cotton,width<30cm, not 6001/6002	294 383	3 252 074	2 256 993	24 213 458
6003300000	Knitted/crocheted fabrics of syntheticfibres, width<30cm, not 600	48 001	295 594	530 670	3 525 928
6003400000	Knitted/crocheted fabrics of artificialfibres, width<30cm, not 6001	67	6 024	2 652	133 326
6003900000	Knitted/crocheted fabrics of oth textilematerials, width<30cm, noi	16 629	317 129	63 050	1 874 322
6004101000	Knitted/croch. fabrics;5%<elastomeric_200%,width>30cm,not rub	987 464	9 240 916	8 315 663	74 322 530
6004109000	Knitted/croch. fabrics;elastomeric>20%,width>30cm,not rubber th	3 107 751	24 095 457	12 444 002	97 821 625
6004900000	Knitted/croch. fabrics;elastomeric>20%,width>30cm,rubber threa	183 561	1 488 446	2 077 143	17 843 997
6005210000	Warp knit fabrics of cotton othe than of heading 6001-6004	39 166	523 007	291 413	4 638 131
6005220000	Dyed warp knit fabrics of cotton othethan of heading 6001-6004	116 029	893 683	1 085 896	9 164 526
6005230000	Warp knit fabrics of cotton yarn of diffcolor oth than of heading 60	45 024	496 393	392 858	4 364 624
6005240000	Printed warp knit fabrics of cotton oththan of heading 6001-6004	4	17 014	7	125 921
6005311000	Wrp knit fbrc,of synthtc,bleach/no, swimwear,of polyester&polyb	13 823	211 314	164 291	2 420 099
6005319000	Wrp knit fbrc,of synthtc,bleach/no, oththn swimwr,of polystr&pol	333 146	2 217 960	2 049 927	16 314 615
6005321000	Warp knit fabrc,of synthtc,dyed, swimwer,of polyester&polybutyl	53 319	272 280	666 807	3 226 994
6005329000	Warp knit fabrc,of synthtc,dyed, oth thn swimwr,of polystr&polyb	296 505	2 640 722	2 811 649	22 823 340
6005331000	Wrp knit fbrc,of synthtc,yarn diff cls, swimwer,of polyester&polyt	371	72 181	2 629	568 436
6005339000	Wrp knit fbrc,of synthtc,yarn diff cls, oth thn swimwr,of polystr&pol	155	7 643	1 782	112 147
6005341000	Warp knit fabrc,of synthtc,printed, swimwer,of polyester&polybut	2 623	7 648	36 756	102 015
6005349000	Warp knit fabrc,of synthtc,printed, oththn swimwr,of polystr&poly	9 424	434 906	118 806	6 201 338
6005410000	Warp knit fabrics of artfcl fibres ofthan of heading 6001-6004	0	199	0	2 705
6005420000	Dyed warp knit fabrics of artfcl fibroth than of heading 6001-6004	28 126	138 027	313 877	1 597 052
6005430000	Warp knit fbrc of artfcl fbrs yarn ofdiff cls,oth than of heading 600	2 329	17 432	28 092	212 479
6005440000	Printed warp knit fabrics of artificialoth than of heading 6001-6004	0	9 239	0	67 445
6005901000	Oth warp knit fabrics of wool/fine anmlhair oth thn of heading 600	540	6 012	3 080	63 920
6005909000	Oth warp knit fabrics oth thn of wool/fine anml oth thn heading 60	58 529	484 885	721 161	5 210 393
6006100000	Other knitted/crocheted fabrics ofwool/fine animal hair	3 631	54 053	53 367	629 405
6006210000	Other knitted/crocheted fabrics ofcotton,bleached/no bleached	123 506	678 799	1 029 271	5 501 503

I.3. IMPOR MENURUT KOMODITI / IMPORT BY HS COMMODITY
***** SEPTEMBER/SEPTEMBER 2014 *****

HS	Uraian Komoditi Commodity Description	Berat Bersih / Net Weight (Kg)		Nilai / Value C.I.F (US\$)	
		Bulan ini Current Month	Kumulatif Cum.Jan. to date	Bulan ini Current Month	Kumulatif Cum.Jan. to date
6006220000	Other knitted/crocheted fabrics of cotton, dyed	3 117 467	34 005 495	25 581 166	290 660 359
6006230000	Oth knit/crochtd fbrcs of cotton of yarn of dif color	28 932	453 107	231 084	3 905 960
6006240000	Other knitted/crocheted fabrics of cotton, printed	112 231	672 301	887 360	5 699 089
6006311000	Oth knit/crochtd fbrcs of nylon fibrmesh ,bleached/no bleached	56 046	193 040	559 736	1 873 293
6006312000	Oth knit/crochtdfbrcs of synthtc fibr,elastis, bleached/no bleached	26 831	177 575	241 124	1 776 214
6006319000	Oth knit/crochtdfbrcs of synthtc fibr,oth than nylon&elastis,bleact	191 600	1 757 915	1 342 635	17 031 677
6006321000	Oth knit/crochtd fbrcs of nylon fibrmesh, dyed	124 140	698 426	1 130 803	7 249 200
6006322000	Oth knit/crochtd fbrcs of synthtc fibr,elastis, dyed	3 699	106 886	61 318	1 399 805
6006329000	Oth knit/crochtd fbrcs of synthtc fibr,than nylon&elastis, dyed	591 074	6 188 286	6 029 124	59 126 384
6006331000	Oth knit/crochtd fbrcs of synthtc fibr,of yarn of diff colors,elastis	4 945	9 925	65 162	168 713
6006339000	Oth knit/crochtd fbrcs of synthtc fibr,of yarn of diff colors,not elas	2 459	71 737	32 803	1 135 888
6006341000	Oth knit/crochtd fbrcs of synthtc fibr,printed,elastis	1 469	48 390	39 658	470 518
6006349000	Oth knit/crochtd fbrcs of synthtc fibr,printed,not elastis	11 023	184 495	155 043	2 989 932
6006419000	Oth knit/crochtd fbrcs of artificialfibr, not elastis,bleached/no blea	0	24 687	0	243 472
6006421000	Oth knit/crochtd fbrcs of artificialfibr, elastis, dyed	40 118	285 360	274 742	2 747 199
6006429000	Oth knit/crochtd fbrcs of artificialfibr, not elastis, dyed	112 500	1 053 709	797 741	8 073 870
6006439000	Oth knit/crochtd fbrcs of artificialfibr of yarn of diff colors,not elas	0	22 184	0	240 706
6006441000	Oth knit/crochtd fbrcs of artificialfibr, printed,elastis	90	989	13 750	27 044
6006449000	Oth knit/crochtd fbrcs of artificialfibr, printed,not elastis	0	2 213	0	28 216
6006900000	Other knitted/crocheted fabrics of other material	656 951	4 952 755	4 910 188	40 976 081
6101200000	Men's/boy's ovr coats,car coat,capes, knittd/crochtd of cotton	1 663	18 218	60 664	492 282
6101300000	Men's/boy's ovr coats,car coat,capes, knittd/crochtd of man-made	714	16 484	35 839	726 847
6101900000	Men's/boy's ovr coats,car coat,capes, knittd/crochtd of oth textile	28	3 406	944	75 467
6102100000	Women's/girl's ovr coats,car coat,capes, knittd/crochtd of wool/fir	66	104	3 663	8 637
6102200000	Women's/girl's ovr coats,car coat,capes, knittd/crochtd of cotton	1 133	15 952	44 810	279 336
6102300000	Women's/girl's ovr coats,car coat,capes, knittd/crochtd of man-ma	1 259	8 059	76 064	370 706
6102900000	Women's/girl's ovr coats,car coat,capes, knittd/crochtd of oth text	13 627	21 202	114 144	170 180
6103100000	Men's/boy's suits knitted/crocheted	6 465	173 234	5 222	293 822
6103220000	Men's/boy's ensembles of cotton, knitted/crocheted	14 754	24 592	23 715	46 999
6103230000	Men's/boy's ensembles of synthtc fibr, knitted/crocheted	0	144	0	9 240
6103290000	Men's/boy's ensembles of oth textilematerial, knitted/crocheted	54	1 160	498	17 105
6103310000	Men's/boy's jackets&blazers of wool/fine animal hair, knitted/croc	3	96	589	2 613
6103320000	Men's/boy's jackets&blazers of cotton, knitted/crocheted	653	17 147	16 966	194 939
6103330000	Men's/boy's jackets&blazers of synthtcfibres, knitted/crocheted	3 466	36 479	107 315	339 022
6103390010	Men's/boy's jackets&blazers of rami, linen or silk, knitted/crochete	943	7 636	15 380	173 463
6103390090	Men's/boy's jackets&blazers of othertextile materials, knitted/croc	281	14 072	4 754	236 762
6103410000	Men's/boy's trousers, breeches&shortsof wool/fine animal hair, ki	0	498	0	26 938
6103420000	Men's/boy's trousers, breeches&shortsof cotton, knitted/crochete	7 885	44 504	146 845	859 687
6103430000	Men's/boy's trousers, breeches&shortsof synthtc fibres, knitted/ci	3 419	70 806	96 808	1 366 137
6103490000	Men's/boy's trousers, breeches&shortsof oth textile material, kni	70	3 583	5 121	47 453
6104130000	Women's/girl's suits of synthtc fibr, knitted/crocheted	16 168	104 526	31 622	209 476
6104192000	Women's/girl's suits of cotton, knitted/crocheted	52 214	264 081	79 329	428 199
6104199000	Women's/girl's suits of oth textilematerial, knitted/crocheted	0	3 353	0	29 576
6104220000	Women's/girl's ensembles of cotton, knitted/crocheted	98	6 858	1 227	19 551
6104230000	Women's/girl's ensembles of synthtcfibres, knitted/crocheted	129	17 464	2 228	28 443
6104290000	Women's/girl's ensembles, of othertextile materials, knitted/croch	6	132	34	1 523
6104310000	Women's/girl's jackets&blazers of wool/fine animal hair, knitted/c	10	38	2 318	8 721
6104320000	Women's/girl's jackets&blazers of cotton, knitted/crocheted	24 262	142 351	86 718	356 864
6104330000	Women's/girl's jackets&blazers of synthetic fibres, knitted/crochet	14 710	169 046	72 276	505 020
6104390000	Women's/girl's jackets&blazers of othertextile materials, knitted/crc	111	1 519	9 611	84 187
6104410000	Women's/girl's dresses of wool/fine animal hair, knitted/crochetec	69	298	11 539	63 453
6104420000	Women's/girl's dressed of cotton, knitted/crocheted	111 639	581 756	310 133	2 450 719
6104430000	Women's/girl's dressed of syntheticfibres, knitted/crocheted	80 177	1 195 867	379 325	4 377 687
6104440000	Women's/girl's dressed of artificialfibres, knitted/crocheted	2 731	29 833	140 658	1 571 163
6104490000	Women's/girl's dresses of othertextile materials, knitted/crochete	65	1 574	3 758	67 149
6104510000	Women's/girl's skirts÷d skirtsof wool/fine animal hair, knitt	3	5	588	1 149
6104520000	Women's/girl's skirts÷d skirtsof cotton, knitted/crocheted	4 840	46 965	26 208	498 199
6104530000	Women's/girl's skirts÷d skirtsof synthetic fibres, knitted/cro	14 222	128 491	117 260	1 310 638
6104590000	Women's/girl's skirts÷d skirtsof oth textile material, knittd/c	1 430	10 397	55 512	439 615
6104610000	Women's/girl's trousers, breeches&shorts of fine animal hair, knitt	0	96	0	6 941
6104620000	Women's/girl's trousers, breeches&shorts of cotton, knitted/croch	84 740	573 670	274 173	2 874 786
6104630000	Women's/girl's trousers, breeches&shorts of synthtc fibres, knittd.	53 538	1 357 078	383 798	4 204 147
6104690000	Women's/girl's trousers, breeches&shorts of oth textile mtrial, kni	2 244	20 671	106 761	666 453
6105100000	Men's/boy's shirts of cotton, knitted/crocheted	42 788	432 832	921 249	8 516 613

I.3. IMPOR MENURUT KOMODITI / IMPORT BY HS COMMODITY
***** SEPTEMBER/SEPTEMBER 2014 *****

HS	Uraian Komoditi Commodity Description	Berat Bersih / Net Weight (Kg)		Nilai / Value C.I.F (US\$)	
		Bulan ini Current Month	Kumulatif Cum.Jan. to date	Bulan ini Current Month	Kumulatif Cum.Jan. to date
6105200010	Men's/boy's shirts of synthetic man-made fibres, knitted/crochet	1 707	53 914	76 011	1 861 593
6105200090	Men's/boy's shirts of artificial man-made fibres, knitted/crochet	0	134	0	4 141
6105900000	Men's/boy's shirts of other textilematerials fibres, knitted/crochet	1 444	25 893	12 447	201 729
6106100000	Women's/girl's blous,shirt&shirt blousof cotton, knitted/crochet	157 559	1 369 102	630 077	5 094 755
6106200000	Women's/girl's blous,shirt&shirt blousof man-made fibres, knitted	118 351	1 737 078	383 719	5 153 534
6106900000	Women's/girl's blous,shirt&shirt blousof oth textile material, knitt	34 251	224 533	82 543	1 079 929
6107110000	Men's/boy's underpants & briefs ofcotton, knitted/crochet	21 061	133 934	71 911	1 769 713
6107120000	Men's/boy's underpants & briefs ofman-made fibres, knitted/croc	9 473	78 645	24 710	552 526
6107190000	Men's/boy's underpants & briefs ofoth textile material, knitted/cr	0	7 710	0	55 892
6107210000	Men's/boy's nightshirts & pyjamas ofcotton, knitted/crochet	161	51 352	6 776	243 499
6107220000	Men's/boy's nightshirts & pyjamas ofman-made fibres, knitted/crc	267	5 207	15 584	24 673
6107290000	Men's/boy's nightshirts & pyjamas ofoth textile material, knitted/c	454	491	26 304	36 046
6107910000	Men's/boy's bathrobes, dressing gowns of cotton, knitted/crochet	16	173	181	2 452
6107990000	Men's/boy's bathrobes, dressing gowns of oth textile materials, kr	412	14 627	1 596	94 743
6108110000	Women's/girl's slips & petticoats ofman-made fibres, knittd/croch	236	1 103	18 541	76 623
6108193000	Women's/girl's slips & petticoats ofcotton, knitted/crochet	101	419	5 548	23 064
6108199090	Women's/girl's slips & petticoats ofoth textile materials, knitted/c	143	169	2 889	4 460
6108210000	Women's/girl's briefs & panties ofcotton, knitted/crochet	787 107	2 483 052	1 086 398	4 445 727
6108220000	Women's/girl's briefs & panties ofman-made fibres, knitted/croch	86 816	487 247	232 272	1 997 611
6108290000	Women's/girl's briefs & panties ofoth textile materials, knitted/crc	2	5 305	8	24 982
6108310000	Women's/girl's nightdresses & pyjamasof cotton, knitted/crochet	221 295	996 273	363 979	1 992 037
6108320000	Women's/girl's nightdresses & pyjamasof man-made fibres, knitte	6 558	92 219	11 452	227 948
6108390000	Women's/girl's nightdresses & pyjamas of oth textile materials, kn	0	7	0	126
6108910000	Women's/girl's negliges,bathrobes,dressgowns of cotton, knitted/	99	3 498	3 018	39 864
6108920000	Women's/girl's negliges,bathrobes,dressgowns of man-made fibr,	146	2 694	9 293	51 204
6108990000	Women's/girl's negliges,bathrobes,dressgown of oth textile matrl,	5	199	216	1 461
6109101000	T-shirts, singlet&oth vests of cotton,knitted/crochet for men/bc	107 656	1 050 974	1 633 265	12 200 786
6109102000	T-shirts, singlet&oth vests of cotton,knitted/crochet for women	78 983	1 217 281	789 470	11 450 746
6109901000	T-shirts,singlet&oth vests of rami,linen,silk, knittd/crochtd for mer	94	2 041	506	25 869
6109902000	T-shirts,singlet&oth vests of oth txtilematerials, knitted/croch for	9 397	141 685	440 627	5 013 476
6109903000	T-shirts,singlet&oth vests of oth txtilematerials, knittd/croch for w	20 973	389 159	811 959	9 200 261
6110110000	Jerseys,pullovers,cardigans,waistcoatof wool, knitted/crochet	8 548	116 258	244 282	1 898 659
6110120000	Jerseys,pullovers,cardigans,waistcoatof kashmir goats , knitted/crc	106	1 672	18 592	177 527
6110190000	Jerseys,pullovers,cardigans,waistcoatof oths wool/fine animal hair	26	36 977	3 269	1 188 976
6110200000	Jerseys,pullovers,cardigans,waistcoatof cotton, knitted/crochet	84 327	822 848	1 509 141	11 722 264
6110300000	Jerseys,pullovers,cardigans,waistcoatof man-made fibres, knitted/	38 333	232 249	1 380 023	7 075 043
6110900000	Jerseys,pullovers,cardigans,waistcoatof other textile materials, kni	52 034	349 167	550 079	3 489 879
6111200000	Babies garment&clothing accessories ofcotton, knitted/crochet	1 060	94 093	27 001	2 469 708
6111300000	Babies garment&clothing accessories ofsynthtc fibres, knitted/cro	300	19 282	10 950	161 517
6111900000	Babies garment&clothing accessories ofoth textile material, knitte	21	15 269	375	232 832
6112110000	Track suits of cotton knitted/crochet	44	119	1 125	3 541
6112120000	Track suits of synthetic fibres knitted/crochet	543	2 224	24 032	74 032
6112190000	Track suits of other textile materials,knitted/crochet	1	58	23	434
6112310000	Men's/boy's swimwear of syntheticfibres, knitted/crochet	1 076	10 669	71 300	550 967
6112390000	Men's/boy's swimwear of oth textilematerials, knitted/crochet	5	64	9	1 448
6112410000	Women's/girl's swimwear of syntheticfibres, knitted/crochet	2 933	30 119	127 634	1 524 496
6112490000	Women's/girl's swimwear of oth textilematerials, knitted/crochet	162	2 246	4 642	26 013
6113001000	Divers' suits,made up of knitt/cochet,fabrics of heading 5903, 590	0	1 195	0	14 064
6113003000	Garment for protection from fire made-up of knitt/cochet,head 59	0	137	0	841
6113004000	Oth protective work garment made-up of knitt/cochet,head 5903;	0	32 700	0	89 577
6113009000	Oth garment,made up of knitt/crochetfabrics of heading 5903,590	2 490	7 971	7 390	56 549
6114200000	Oth garments of cotton, knitted/crochet	1 195	9 968	50 529	350 266
6114302000	Oth garment for protection from fireof man-made fibres,knitted/c	0	10	0	249
6114309000	Oth garments of man-made fibres,knitted/crochet	2 761	27 433	81 467	715 542
6114900000	Oth garments of oth textile materials,knitted/crochet	9 992	133 483	83 517	2 633 414
6115101000	Stockings for varises veins of synthticfibres, knitted/crochet	165	165	3 877	3 877
6115109000	Oth graduated compression hosiery,knitted/crochet	1 124	3 766	35 430	92 099
6115210000	Oth panty hose&tights of synthetic fibr,single yarn<67 decitex,knit	2	4 473	47	140 358
6115220000	Oth panty hose&tights of synthetic fibr,single yarn<67/>67 decite	156	4 732	3 572	111 702
6115291000	Oth panty hose&tights of cotton,knitted/crochet	19	1 227	1 005	26 445
6115299000	Oth panty hose&tights of oth textilematerials, knitted/crochet	1 012	10 640	9 422	93 007
6115301000	Oth women's full-length,knee-lengthhosiery of cotton, single yarn	0	45	0	2 698
6115309000	Oth women's full-length,knee-lengthhosiery of not cotton,single y	0	5 153	0	11 368
6115940000	Footwear without applied soles of wool/fine animal hair, knitted/c	195	557	8 386	22 845

I.3. IMPOR MENURUT KOMODITI / IMPORT BY HS COMMODITY
***** SEPTEMBER/SEPTEMBER 2014 *****

HS	Uraian Komoditi Commodity Description	Berat Bersih / Net Weight (Kg)		Nilai / Value C.I.F (US\$)	
		Bulan ini Current Month	Kumulatif Cum.Jan. to date	Bulan ini Current Month	Kumulatif Cum.Jan. to date
6115950000	Footwear without applied soles of cotton, knitted/crocheted	9 438	85 464	116 943	1 133 366
6115960000	Footwear without applied soles of synthetic fibres, knitted/crochet	45 327	303 952	310 757	1 871 110
6115990000	Footwear without applied soles of other textile material, knitted/cro	483	24 541	7 677	143 914
6116101000	Divers' gloves, impregnated coated plastics/rubbers, knit/croch	14	864	1 493	30 237
6116109000	Shawls, scarves, mittens, impregnated coated plastics/rubbers, knit/cr	6 245	134 445	101 324	1 994 734
6116910000	Gloves, mittens, of wool/fine animal hair not impregnated coated plastic	5	126	114	1 731
6116920000	Gloves, mittens, of cotton not impregnated coated plastics/rubbers, knit	1 574	16 881	1 608	63 706
6116930010	Divers' gloves of synthetic fibres not impregnated coated plastics/rubb	296	3 865	1 681	32 907
6116930090	Gloves, mittens, of synthetic fibres not impregnated coated plastics/rubl	8 880	64 736	106 017	688 027
6116990000	Gloves, mittens, of other textile materials not impregnated coated plastics	2 635	5 590	11 741	766 865
6117101000	Shawls, scarves, mufflers, mantillas & the like of cotton, knitted/croch	13	564	700	55 509
6117109000	Shawls, scarves, mufflers, mantillas & the like of not cotton, knitted/cr	8 079	111 579	176 780	1 186 308
6117801100	Ties, bow ties & cravats of wool/fine animal hair, knitted/crochete	0	18	0	422
6117801900	Ties, bow ties & cravats of other than wool/fine animal hair, knitted/	500	7 264	14 871	183 944
6117802000	Wrist band, knee band, anide band knitted/crocheted	18 244	64 745	104 818	913 403
6117809000	Other clothing accessories, knitted/crocheted	13 749	191 049	402 771	2 258 509
6117900000	Other parts of garment, knitted/crocheted	27 244	219 087	235 078	2 149 787
6201110000	Men's/boy's over coats, car coat, capes of wool/fine animal hair other t	654	1 106	37 888	62 417
6201120000	Men's/boy's over coats, car coat, capes of cotton other than of heading	456	1 439	27 765	81 978
6201130000	Men's/boy's over coats, car coat, capes of man-made fibre other than of	13 014	128 027	234 105	1 495 731
6201190010	Men's/boy's over coats, car coat, capes of silk other than of heading 62	0	2	0	50
6201190020	Men's/boy's over coats, car coat, capes of rami other than of heading 6	0	25	0	267
6201190090	Men's/boy's over coats, car coat, capes of other textil material other thn of h	1 058	3 009	4 008	20 887
6201910000	Men's/boys' wind-cheaters, wind-jackets of wool/fine animal hair oth	46	171	2 449	9 668
6201920000	Men's/boys' wind-cheaters, wind-jackets of cotton other than of head	1 617	18 820	71 134	591 686
6201930000	Men's/boys' wind-cheaters, wind-jackets of man-made fibre other thn	7 512	56 307	408 284	1 830 221
6201990010	Men's/boys' wind-cheaters, wind-jackets of silk other than of heading	0	6	0	4 377
6201990020	Men's/boys' wind-cheaters, wind-jackets of rami other than of headir	0	181	0	342
6201990090	Men's/boys' wind-cheaters, wind-jackets of other textil material other thn	1	6 623	21	163 925
6202110000	Women's/girl's over coats, car coat, capes of wool/fine animal hair oth	2 472	4 527	184 649	463 522
6202120000	Women's/girl's over coats, car coat, capes of cotton other than of head	679	9 110	33 998	314 946
6202130000	Women's/girl's over coats, car coat, capes of man-made fibre other thn	4 500	28 817	244 094	1 086 091
6202190010	Women's/girl's over coats, car coat, capes of silk other than of heading	0	10	0	8 911
6202190090	Women's/girl's over coats, car coat, capes of other textil material other thn c	7	621	1 655	13 852
6202910000	Women's/girl's wind-cheaters, wind-jackets of wool/fine animal hair o	374	700	13 985	37 688
6202920000	Women's/girl's wind-cheaters, wind-jackets of cotton other than of he	1 093	18 303	43 127	735 224
6202930000	Women's/girl's wind-cheaters, wind-jackets of man-made fibre other th	6 529	38 706	335 774	1 705 903
6202990010	Women's/girl's wind-cheaters, wind-jackets of silk other than of headi	0	13	0	6 868
6202990090	Women's/girl's wind-cheaters, wind-jackets of other textil material other th	4	929	166	52 254
6203110000	Men's/boy's suits of wool/fine animal hair, not knitted/crocheted	27	391	6 622	57 212
6203120000	Men's/boy's suits of synthetic fibres, not knitted/crocheted	9 176	9 481	72 352	79 170
6203191010	Men's/boy's suits of cotton, printed by traditional batik process, no	0	2	0	46
6203191090	Men's/boy's suits of cotton, not printed by traditional batik process, n	0	9 507	0	17 104
6203199019	Men's/boy's suits of silk, not printed by traditional batik process, not	0	9	0	54
6203199090	Men's/boy's suits of other textile material not knitted/crocheted	4	9 507	148	51 858
6203220090	Men's/boy's ensembles of cotton, not printed by traditional batik pro	28	2 869	3 178	35 768
6203230000	Men's/boy's ensembles of synthetic fibres, not knitted/crocheted	249	2 259	30 388	33 617
6203291000	Men's/boy's ensembles of wool/fine animal hair, not knitted/croch	0	7	0	4 460
6203299000	Men's/boy's ensembles of other textile material, not knitted/croch	14	124	48	365
6203310000	Men's/boy's jackets & blazers of wool/fine animal hair, not knitted/	1 094	8 001	78 513	493 699
6203320090	Men's/boy's jackets & blazers of cotton, not printed by traditional bat	3 743	53 342	61 705	1 040 763
6203330000	Men's/boy's jackets & blazers of synthetic fibres, not knitted/crochete	8 810	80 730	304 582	1 590 829
6203390000	Men's/boy's jackets & blazers of other textile material, not knitted/croc	80	6 291	6 536	314 732
6203410000	Men's/boy's trousers, breeches & shorts of wool/fine animal hair, not	584	4 512	39 045	297 377
6203421000	Men's/boy's bib & brace overalls of cotton, not knitted/crocheted	66	42 500	125	25 180
6203429000	Men's/boy's trousers, breeches & shorts of cotton, not knitted/croc	199 715	1 901 812	2 290 308	22 839 760
6203430000	Men's/boy's trousers, breeches & shorts of synthetic fibres, not knitt/c	17 544	117 302	677 856	4 436 725
6203490010	Men's/boy's trousers, breeches & shorts of silk, not knitted/crochet	0	3	0	595
6203490090	Men's/boy's trousers, breeches & shorts of other textile material, not k	322	16 702	17 733	390 637
6204110000	Women's/girl's suits of wool/fine animal hair, not knitted/crochete	3	621	32	47 792
6204120010	Women's/girl's suits of cotton, printed by traditional batik process, no	0	637	0	8 740
6204120090	Female's suits of cotton, not printed by traditional batik process	3 519	26 042	6 891	51 538
6204130000	Female's suits of synthetic fibres	1 138	7 696	2 475	16 130
6204190011	Female's suits of silk, printed by traditional batik process	0	3	0	69

I.3. IMPOR MENURUT KOMODITI / IMPORT BY HS COMMODITY
***** SEPTEMBER/SEPTEMBER 2014 *****

HS	Uraian Komoditi Commodity Description	Berat Bersih / Net Weight (Kg)		Nilai / Value C.I.F (US\$)	
		Bulan ini Current Month	Kumulatif Cum.Jan. to date	Bulan ini Current Month	Kumulatif Cum.Jan. to date
6204190019	Female's suits of silk, not printed by traditional batik process	0	2	0	4
6204190090	Female's suits of oth textiles, not silk	3	78	6	1 145
6204210000	Female's ensembles of wool/fine animal hair	0	5	0	3 549
6204220090	Female's ensembles of cotton, not printed by traditional batik process	0	345	0	9 469
6204230000	Female's ensembles of synthetic fibres	0	22	0	1 073
6204290090	Female's ensembles of other textiles, not silk	3	8	38	2 730
6204310000	Female's jackets & blazers of wool/fine animal hair	192	769	26 749	123 614
6204320090	Female's jackets & blazers of cotton, not printed by traditional batik process	4 196	67 316	76 044	997 316
6204330000	Female's jackets & blazers of synthetic fibres	20 830	117 072	224 084	1 721 745
6204390019	Female's jackets and blazers of silk, not printed by traditional batik process	5	88	2 596	21 276
6204390090	Oth female's jackets and blazers of oth textiles, not silk	560	6 740	49 409	462 565
6204410000	Female's dresses of wool/fine animal hair	175	489	37 219	101 196
6204420090	Female's dresses of cotton, not printed by traditional batik process	20 553	327 079	126 892	2 809 027
6204430000	Female's dresses of synthetic fibres	55 840	701 709	576 027	6 350 177
6204440000	Female's dresses of artificial fibres	4 181	45 420	235 666	2 609 235
6204490019	Female's dresses of silk, not printed by traditional batik process	121	2 402	25 301	390 377
6204490090	Female's dresses of oth textiles, not silk and not by traditional batik process	30	40 319	4 992	295 066
6204510000	Female's skirts & divided skirts of wool/fine animal hair	90	394	17 061	60 080
6204520010	Female's skirts & divided skirts of cotton, printed by traditional batik process	0	32	0	1 339
6204520090	Female's skirts & divided skirts of cotton, not by traditional batik process	5 235	112 601	112 654	1 537 183
6204530000	Female's skirts & divided skirts of synthetic fibres	10 825	94 955	291 923	2 253 130
6204590019	Female's skirts & divided skirts of silk, not by traditional batik process	15	167	2 672	40 340
6204590090	Female's skirts & divided skirts of oth textiles, not silk	1 818	11 110	89 387	594 912
6204610000	Female's trousers/bib&brace overall/breeches/shorts of wool/fine animal hair	137	454	17 772	72 443
6204620000	Female's trousers/bib&brace overall/breeches/shorts of cotton	145 941	1 683 315	1 695 531	20 950 471
6204630090	Female's trousers/shorts/etc of synthetic fibres not for clothing avia	73 685	178 466	445 041	3 666 852
6204690000	Female's trousers/shorts/etc of oth wool or fine animal hair and cotton	2 785	47 200	103 556	2 104 668
6205200010	Male's shirts of cotton, printed by traditional batik process	0	380	0	19 023
6205200090	Male's shirts of cotton, not printed by traditional batik process	50 615	550 653	1 549 911	13 374 568
6205300000	Male's shirts of man-made fibres	1 624	47 145	60 726	764 468
6205901000	Male's shirts of oth textiles of wool or fine animal hair	0	232	0	2 817
6205909011	Male's shirts of silk, printed by traditional batik process	0	6	0	2 596
6205909019	Male's shirts of silk, not printed by traditional batik process	0	812	0	26 911
6205909090	Male's shirts of oth wool or fine animal hair, not silk	414	30 821	13 088	949 093
6206100090	Female's blouses/shirts/shirt blouses of silk/waste, not by traditional batik process	1 586	10 096	136 870	1 006 897
6206200000	Female's blouses/shirts/shirt blouses of wool/fine animal hair	15	67	5 135	21 825
6206300010	Female's blouses/shirts/shirt blouses of cotton, by traditional batik process	0	164	0	7 555
6206300090	Female's blouses/shirts/shirt blouses of cotton, not by traditional batik process	75 741	1 057 654	665 632	7 855 063
6206400000	Female's blouses/shirts/shirt blouses of man-made fibres	73 420	442 406	1 506 569	12 576 882
6206900000	Female's blouses/shirts/shirt blouses of oth textiles	341	17 122	22 397	1 027 282
6207110000	Male's underpants & briefs of cotton	16	3 556	371	146 165
6207190000	Male's underpants & briefs of oth textiles, not cotton	0	4 045	0	37 549
6207210010	Male's nightshirts & pyjamas of cotton, printed by traditional batik process	0	184	0	3 768
6207210090	Male's nightshirts & pyjamas of cotton, not printed by traditional batik process	75	3 063	3 504	27 931
6207220000	Male's nightshirts & pyjamas of man-made fibres	0	261	0	13 630
6207910000	Male's wear, not underpants/briefs/nightshirts/pajamas of cotton	3	562	103	14 643
6207991000	Male's wear, not underpants/briefs/nightshirts/pajamas of man-made fibres	0	186	0	6 633
6207999000	Male's wear, not underpants/briefs/nightshirts/pajamas of oth textiles	2 719	11 439	8 812	49 738
6208110000	Female's slips & petticoats of man-made fibres	0	100	0	3 815
6208190000	Female's slips & petticoats of oth textiles	18	379	1 933	3 238
6208210090	Female's nightdresses & pajamas of cotton, not by traditional batik process	44	22 713	3 108	83 919
6208220000	Female's nightdresses & pajamas of man-made fibres	11	5 225	804	32 083
6208290019	Female's nightdresses & pajamas of silk, not printed by traditional batik process	0	45	0	4 945
6208290090	Female's nightdresses & pajamas, not cotton & oth textiles	5	10	137	334
6208910011	Female's negliges of cotton printed by traditional batik process	0	426	0	7 546
6208910019	Female's negliges of cotton not printed by traditional batik process	4	49	150	1 608
6208910090	Oth female's negliges of cotton	30	16 239	759	92 761
6208920019	Female's negliges of man-made fibres, not printed by traditional batik process	0	587	0	16 955
6208920090	Oth female's wear of cotton, not negliges	337	15 345	11 509	157 328
6208991000	Female's wear of oth textiles of wool or fine animal hair	5	5	1 511	1 511
6208999000	Female's wear of oth textiles, not wool or fine animal hair	25	317	2 329	19 834
6209203000	Babies' t-shirts, shirts, pajamas, same items of cotton	580	8 275	3 686	231 176
6209209010	Babies' suits, pants and same items of cotton, not t-shirts/shirts/pajamas	26	14 442	531	363 408
6209209090	Oth babies' suits, pants and same items of cotton, not t-shirts/shirts/pajamas	33 193	427 107	62 010	977 066

I.3. IMPOR MENURUT KOMODITI / IMPORT BY HS COMMODITY
***** SEPTEMBER/SEPTEMBER 2014 *****

HS	Uraian Komoditi Commodity Description	Berat Bersih / Net Weight (Kg)		Nilai / Value C.I.F (US\$)	
		Bulan ini Current Month	Kumulatif Cum.Jan. to date	Bulan ini Current Month	Kumulatif Cum.Jan. to date
6209301000	Babies' suits, pants & same items of synthetic fibres	0	5 616	0	51 804
6209303000	Babies' t-shirts, shirts, pajama, & same items of synthetic fibres	0	656	0	18 148
6209304000	Babies' clothing accessories of synthetic fibers	29	706	772	17 894
6209309000	Babies' garments of synthetic fibers, not suits/pants/t-shirts/shirts,	792	33 851	39 549	595 526
6209900000	Babies garments & clothing acc of oth textiles, not cotton/synthetic	76	920	502	28 986
6210101100	Work protective grmnt of chemicals/radiation/fire from fabrics of	0	1 985	0	48 156
6210101900	Work protective grmnt of oth hazardsubstances from fabrics of 56	166	4 950	3 419	48 987
6210109000	Garment from fabric 5602/5603, not for work protective	2 468	17 248	11 646	173 844
6210202000	Oth garmnt of subhead 620111-620119, protective work from fire	0	84	0	7 747
6210204000	Oth garmnt of subhead 620111-620119, of oth protective work	0	9 542	0	109 193
6210209000	Oth garmnt of subhead 620111-620119, for protective work from c	16	1 245	579	63 884
6210304000	Oth garmnt of subhead 620211-620219, of oth protective work	0	703	0	1 263
6210309000	Oth garmnt of subhead 620211-620219, for protective work from c	1 615	11 055	28 891	211 879
6210401000	Oth male garmnt of 5602/03;5903/06/07 for protect work from fir	55	17 042	526	80 545
6210409000	Oth male garmnt of 5602/03;5903/06/07 for protect work from ot	1 113	34 874	60 471	901 525
6210502000	Oth female garmnt of 5602/03;5903/06/07 for protect work from c	0	530	0	20 510
6210509000	Oth female garmnt of 5602/03;5903/06/07 for protect work from c	8 636	111 703	194 811	1 549 710
6211110000	Male's swimwear	511	7 726	26 334	288 750
6211120000	Female's swimwear	21 229	132 503	232 604	1 420 482
6211200000	Garments ski suits for male and female	0	80	0	449
6211329000	Oth male's garments of cotton not forrencing/wrestling/pilgrimag	141	17 860	5 066	100 153
6211339000	Oth male's garments of man-made fibres to protect from oth hazar	7 004	33 286	65 058	257 500
6211391000	Oth male's garments of syhntetic fibres for rencing/wrestling	0	8	0	111
6211399000	Oth male's garments of syhntetic fibres to protect from oth hazard	0	2 558	0	21 140
6211421000	Oth female's garments of cotton forrencing/wrestling	1	1 208	27	20 031
6211429000	Oth male's garments of cotton not forrencing/wrestling/prayer clc	247	13 742	9 643	348 339
6211431000	Oth female's garmnt of man-made fibres for surgical gowns	0	6	0	21
6211435000	Oth female's garmnt of man-made fibres to protect from chemical	0	26	0	3 742
6211439000	Oth female's garmnt of man-made fibres not for subhead 6211431	4 302	83 423	190 455	2 754 491
6211491000	Oth female's garmnt of oth textiles forrencing/wrestling	0	255	0	1 536
6211494000	Oth female's garmnt of wool/fine animal hair	5	95	979	1 512
6211499000	Oth female's garmnt of oth textiles not for forrencing/wrestling/pr	133	1 844	19 360	122 467
6212101000	Brassieres of cotton, not knitted/crocheted	27 635	251 117	329 291	2 668 035
6212109000	Brassieres of oth textiles, not knitted/crocheted	182 243	4 687 850	1 421 668	15 040 659
6212201000	Girdles & panty-girdles of cotton, not knitted/crocheted	0	2	0	26
6212209000	Girdles & panty-girdles of ot textile materials, not knitted/crochete	7 256 747	7 296 381	380 109	1 241 540
6212301000	Corsets of cotton, not knitted/crocheted	0	15	0	1 231
6212309000	Corsets of oth textile materials, not knitted/crocheted	0	12 926	0	135 829
6212901100	Suspenders/garters/braces of cotton for treatment of scar tissue&	0	2 280	0	27 492
6212901900	Suspenders/garters/braces of cotton not for treatment scar/athlet	987	3 883	31 426	94 451
6212909100	Suspenders/garters/braces of oth txtiles for trtment of scar tissue&	0	15	0	423
6212909200	Suspenders/garters/braces of oth txtiles for athletic supporters	0	23 530	0	513 868
6212909900	Suspenders/garters/braces of oth txtiles not for treatment scar/atf	2 664 897	3 032 900	1 035 067	8 483 116
6213201000	Handkerchiefs of cotton, printed by traditional batik process	0	2	0	113
6213209000	Handkerchiefs of cotton, not printed by traditional batik process	39	38 177	1 999	69 598
6213901900	Handkerchiefs of silk/waste, not printed by traditional batik proces	19	147	661	7 451
6213909900	Handkerchiefs of oth textiles not silk/waste, not by traditional bati	4	444	101	4 681
6214109000	Syals/scarves/mufflers/mantillas/veil of silk/waste, not by trad ba	421	3 193	39 312	378 103
6214200000	Syals/scarves/mufflers/mantillas/veil of wool/fine animal hair	140	868	18 374	121 854
6214301000	Syals/scarves/mufflers/mantillas/veil of synth fibres, by trad batik	0	2	0	62
6214309000	Syals/scarves/mufflers/mantillas/veil of synth fibres, not by trad b	41 514	2 189 604	312 898	3 953 056
6214409000	Syals/scarves/mufflers/mantillas/veil of artificial fibres, not trad b	881	52 140	39 056	391 014
6214909000	Syals/scarves/mufflers/mantillas/veil of oth textiles, not by trad b	901	31 809	8 193	331 893
6215101000	Ties/bow ties/cravats of silk/waste, printed by traditional batik pro	0	469	0	1 741
6215109000	Ties/bow ties/cravats of silk/waste, not printed by traditional batik	158	5 239	14 021	254 292
6215209000	Ties/bow ties/cravats of man-made fibres, not printed by traditior	308	4 371	12 546	102 522
6215909000	Ties/bow ties/cravats of oth textiles, not printed by traditional bati	12	4 032	1 170	26 768
6216001000	Protective work gloves, mittens & mitts	9 452	109 700	35 028	361 962
6216009100	Oth gloves, mittens & mitts of wool/fine animal hair	0	591	0	2 979
6216009200	Oth gloves, mittens & mitts of cotton	0	6 655	0	27 330
6216009900	Oth gloves, mittens & mitts not wool/fine animal hair/cotton	696	15 440	31 403	460 821
6217101000	Accesories of oth made up clothing, oth than hd 6212 for judo belt	11 549	147 969	222 185	3 263 048
6217109000	Accesories of oth made up clothing, oth than hd 6212, not for judo	30 324	473 790	540 704	7 371 807
6217900000	Parts of garments or clothing accssories oth than of heading 6212	46 018	495 534	791 547	10 075 177

I.3. IMPOR MENURUT KOMODITI / IMPORT BY HS COMMODITY
***** SEPTEMBER/SEPTEMBER 2014 *****

HS	Uraian Komoditi Commodity Description	Berat Bersih / Net Weight (Kg)		Nilai / Value C.I.F (US\$)	
		Bulan ini Current Month	Kumulatif Cum.Jan. to date	Bulan ini Current Month	Kumulatif Cum.Jan. to date
6301100000	Electric blankets	9 024	13 250	128 370	192 401
6301200000	Blankets (not electric) & travelling rugsof wool/fine animal hair	133	575	2 200	35 052
6301300090	Blankets (not electric) & travelling rugsof cotton	13 393	157 094	67 648	419 311
6301400010	Blankets (not electric) & travelling rugsof synthtc fibres of nonwove	517	35 776	7 154	165 662
6301400090	Blankets (not electric) & travelling rugsof synthtc fibres of woven fa	380 434	2 303 119	546 374	4 544 089
6301900010	Oth blankets & travelling rugs, nonwoven fabrics of nonwoven fab	0	272	0	4 021
6301900090	Oth blankets & travelling rugs of wovenfabrics	5 267	76 694	13 915	411 821
6302100000	Bed linen, knitted/crocheted	74	12 553	129	78 059
6302210000	Oth bed linen of cotton, printed	13 403	73 053	210 312	1 028 316
6302221000	Oth bed linen of man-made fibres ofnonwoven fabrics, printed	0	134	0	571
6302229000	Oth bed linen of man-made fibres ofwoven fabrics, printed	19 622	161 099	143 297	1 391 369
6302290000	Oth bed linen of oth textiles, printed	0	251	0	10 074
6302310000	Oth bed linen of cotton, not printed	13 551	88 762	223 103	919 783
6302329000	Oth bed linen of man-made fabrics ofwoven fabrics	6 852	77 841	55 028	883 466
6302390000	Oth bed linen of oth textiles, notprinted	0	379	0	5 891
6302400000	Table linen, knitted or crocheted	262	2 843	2 482	242 391
6302510090	Oth table linen of cotton, not printedby traditional batik process	280	2 896	10 065	121 509
6302530000	Oth table linen,of man-made fibres	788	42 326	18 487	192 662
6302590000	Oth table linen,of oth textiles	141	8 689	1 801	39 417
6302600000	Toilet&kitchen linen of terry towelling/similar terry fabrics of cott	283 603	1 403 180	316 640	2 318 022
6302910000	Oth linen not for bed, table, toilet &kitchen of cotton	5 091	13 036	50 139	140 025
6302930000	Oth linen not for bed, table, toilet &kitchen of man-made fibres	33 579	189 273	212 199	1 101 775
6302990000	Oth linen not for bed, table, toilet &kitchen of oth textiles	345	11 761	4 170	63 131
6303120000	Curtains (inc drapes) & int blinds/bedvalances of synth fibres, knitt	23 897	43 550	157 157	354 810
6303191000	Curtains (inc drapes) & int blinds/bedvalances of cotton, knitted/c	22	22	3 515	3 515
6303199000	Curtains (inc drapes) & int blinds/bedvalances of oth cotton, knitte	6 983	24 610	21 043	101 628
6303910000	Curtains (inc drapes) & int blinds/bedvalances of cotton, not knitte	6	514	205	5 766
6303920000	Curtains (inc drapes) & int blinds/bedvalances of synth fibres, not l	10 072	105 170	117 241	742 159
6303990000	Curtains (inc drapes) & int blinds/bedvalances of oth textiles, not k	1 154	17 106	2 860	61 439
6304110000	Bedspreads, knitted/crocheted	0	2 892	0	39 107
6304191090	Bedspreads of cotton, not printed bytraditional batik process	31	5 121	932	43 884
6304192000	Bedspreads of nonwoven, not knitted/crocheted	170	537	726	2 623
6304199000	Bedspreads from woven, not knitted/crocheted and not from cott	0	33	0	566
6304911000	Mosquito nets, knitted/crocheted	2 574	16 613	25 001	148 617
6304919000	Oth furnishing artcl, not bedspread/mosquito nets, knitted/croche	158	600	805	6 711
6304920000	Oth furnishing artcl of cotton, notbedspread & not knitted/croche	495	20 032	7 333	254 947
6304930000	Oth furnishing artcl of synthetic fibres, not bedspread & not knitte	10 627	79 270	64 994	475 266
6304990000	Oth furnishing artcl of oth textiles,not bedspread & not knitted/cr	101	29 956	2 955	260 489
6305101100	New sacks & bags of jute for packinggoods	844 457	7 141 312	569 094	5 648 090
6305101900	New sacks & bags of oth textiles bastfibres of hd 5303 for packing	6 358	54 962	77 399	640 603
6305102900	Used sacks & bags of oth textiles bastfibres of hd 5303 for packing	0	161	0	970
6305200000	Sack&bag of cotton for packing goods	4 550	30 864	92 239	1 009 843
6305321000	Flxible intrmdiate bulk containrs ofsynthetic textiles, nonwoven	0	35 888	0	137 613
6305329000	Flxible intrmdiate bulk containrs of syntxtiles, nonwoven & not kni	36 901	673 637	193 731	2 997 105
6305332000	Sack&bag of polyethylene/polypropylenestrip/same items of wov	0	5 406	0	8 233
6305339000	Sack&bag of polyethylene/polypropylenestrip, not knitted/croche	51 294	379 242	122 711	1 190 903
6305391000	Oth sack&bag of synthetice textils of nonwoven	180	972	1 312	9 183
6305392000	Oth sack&bag of synthetice textils, knitted/crocheted	0	79	0	4 275
6305399000	Oth sack&bag of synthetice textils of woven & not knitted/crochet	1 815	18 163	13 712	126 803
6305909000	Sacks & bags of oth textiles not hemp/coconut (coir) of heading 53	0	8 144	0	324 806
6306120000	Tarpaulins, awnings & sunblinds ofsynthetic fibres	14 912	138 912	39 685	532 909
6306191000	Tarpaulins, awnings & sunblinds of othtextiles of coir fibres of hea	6	6	109	109
6306199000	Tarpaulins, awnings & sunblinds of othtextiles, not coir fibres/cott	9	70 745	40	64 501
6306220000	Tents of synthetic fibres	12 907	251 706	34 242	824 054
6306299000	Tents of oth textiles, oth than cotton	1 230	52 176	3 981	414 571
6306300000	Sails for boats/sailboards/landcraft	811	5 362	37 276	131 981
6306401000	Pneumatic mattresses of cotton	0	8 204	0	25 716
6306409000	Pneumatic mattresses, oth than cotton	10	55 035	217	208 788
6306900010	Camping goods of cotton	0	71	0	409
6306900091	Camping goods of oth textiles ofnonwoven	1	1	22	22
6306900099	Camping goods of oth textiles of woven	0	4 600	0	119 986
6307101000	Floor/dish/similar cleaning clothes ordusters of nonwoven	149	8 998	3 015	155 949
6307102000	Floor/dish/similar cleaning clothes ordusters of felt	0	7	0	105
6307109000	Floor/dish/similar cleaning clothes ordusters woven oth than felt	29 605	410 798	226 582	3 433 708

I.3. IMPOR MENURUT KOMODITI / IMPORT BY HS COMMODITY
***** SEPTEMBER/SEPTEMBER 2014 *****

HS	Uraian Komoditi Commodity Description	Berat Bersih / Net Weight (Kg)		Nilai / Value C.I.F (US\$)	
		Bulan ini Current Month	Kumulatif Cum.Jan. to date	Bulan ini Current Month	Kumulatif Cum.Jan. to date
6307200000	Life-jackets & life-belts	2 661	70 693	30 214	481 811
6307903000	Umbrella covers in triangular piece	0	10	0	88
6307904000	Surgical masks	11 357	19 545	95 986	340 348
6307906100	Harnesses safety suitable for industrial use	24	2 820	107	28 137
6307906900	Harnesses safety suitable not for industrial use	3 593	48 916	80 502	563 533
6307907000	Fans and handscreens	0	69	0	734
6307909000	Oth made up articles, not umbrella covers/surgical masks/harnesses	95 087	658 300	1 249 961	7 930 480
6308000000	Sets, consist of woven fabric&yarn w/oaccessories txtiles articles f	1 682	70 807	15 249	597 042
6309000000	Worn clothing & oth worn articles.	946	6 193	14 162	18 659
6310101000	Used/new rags, sorted	0	1	0	2
6310109000	Scrap twine/cordage/rope/cbles worn outarticles of those, sorted	21 234	115 996	6 375	45 515
6310901000	Used/new rags, unsorted	1	2	1	3
6310909000	Scrap twine/cordage/rope/cbles worn outarticles of those, unsorted	0	784	0	2 344
6401100000	Waterproof footwear incorp protectivemetal toe-cap with outer so	37 739	225 576	25 506	256 302
6401920000	Oth waterproof footwear, covering theankle but not cover the kne	1 575	172 014	14 035	195 906
6401990000	Oth waterproof footwear with outer solesplastic by stitching, riveti	4 358	20 481	14 836	552 606
6402120000	Ski-boots/cross-country ski-footwear/snowboard boot with upper	1 916	1 916	5 280	5 280
6402199000	Sports footwear not for wrestling/ski/same items with upper of ru	84 763	837 950	1 177 320	12 796 326
6402200000	Footwear with upper straps/thongsassembled to the sole by mear	0	114 782	0	502 125
6402911000	Diving boots covering the ankle withupper of rubber/plastics	718	6 281	15 202	81 199
6402919100	Oth diving boots cover the ankle incorpprotective metal toe-cap, r	865	17 530	19 631	345 087
6402919900	Oth diving boots cover the ankle notincorp protct mtl toe-cap, ru	70 199	240 222	538 340	2 031 422
6402991000	Oth footwear not cover the ankle incorpprotect metal toe-cap, ru	1	19 828	137	304 598
6402999000	Oth footwear not cover the ankle & notincorp protct mtl toe-cap	2 103 647	17 917 936	6 256 145	59 921 297
6403120000	Ski-boots, cross-country ski footwear & snowboard boot, with uppe	818	6 083	2 256	10 728
6403191000	Sports footwear fitted with spikes,cleats or the same item, leather	2 019	11 967	51 847	416 322
6403192000	Sports footwear for riding boots orbowling shoes, leathers	3 298	3 393	6 260	6 727
6403199000	Sports footwear not fitted with spikes/bowling/wrstling/weight lif	45 067	326 914	1 006 080	6 248 422
6403200000	Footwear, outer soles of leather, uppersof leather straps accros,in	11	251	450	1 676
6403400000	Oth footwear incorp protect metal toecap with upper of leathers	161 830	1 575 844	1 500 041	16 364 421
6403510000	Oth footwear with outer sole of leathercovering the ankle	417	1 056	32 916	126 687
6403590000	Oth footwear with outer sole of leather,not covering the ankle	2 980	15 634	147 245	1 300 772
6403910000	Oth footwear, not for sprts/incorp metaltoe-cap protect, covering	32 037	206 900	666 408	4 023 273
6403990000	Oth footwear, not for sprts/incorp metaltoe-cap protect, not cove	104 567	1 025 575	2 516 659	24 968 013
6404111000	Sports footwear with outer sole rubbr/plstc, with spike/cleat	0	1 135	0	36 557
6404119000	Sports footwear not fitted with spikes/wrstling/weight lifting/the l	65 270	739 327	1 751 458	13 772 984
6404190000	Oth sports footwear for oth purposessedwith outer soles of rubber/	174 606	3 367 760	2 170 939	21 053 723
6404200000	Oth footwear with outer soles of leather/composition leather	26	10 137	5 247	295 438
6405100000	Oth footwear, with uppers of leather/composition leather	0	71	0	1 506
6405200000	Oth footwear, with uppers of textiles	7 540	26 845	125 732	454 842
6405900000	Oth footwear, with upper of ith leather/composition leather/textil	42 754	433 820	260 795	1 772 698
6406101000	Uppers & parts thereof, oth than stiffeners of metal toe-caps	17 518	415 905	106 785	1 613 181
6406109000	Uppers & parts thereof, oth than stiffeners & not fitted with metal	211 113	1 681 377	3 704 320	23 732 501
6406200000	Parts of footwear with outer soles &heels, of rubber/plastics	668 162	6 644 974	6 006 076	57 830 414
6406901000	Parts of footwear of wood	1 269	1 320	14 046	20 844
6406902100	Oth parts of footwear of metal of iron/steel	7 419	231 648	35 503	611 121
6406902910	Oth parts of footwear of metal of copper	25	8 553	4 768	69 089
6406902990	Oth parts of footwear of oth metal, notiron/steel/copper	433	72 791	1 992	1 102 603
6406903100	Oth parts of footwear of rubber/plasticin-soles	98 220	797 258	1 518 521	11 975 966
6406903200	Oth parts of footwear of rubber/plasticcomplete-soles	1 003	58 282	24 418	900 949
6406903900	Oth parts of footwear of rubber/plasticout-soles	208 138	1 292 023	935 464	13 370 595
6406909100	Oth parts of footwear of oth materialsfor gaiters/leggings/same it	2 097	35 915	37 841	266 845
6406909900	Oth parts of footwear of oth materialsnot for gaiters/leggings/sarr	428 485	2 658 636	4 590 246	28 700 389
6501000000	Hat-forms/bodies,hood of felt,not blockshape, not brims, plateau	0	3 162	0	22 685
6502000000	Hat-shapes, plaited by assembling stripof any material, no block sh	36	96	2 895	13 730
6504000000	Hats&oth headgear/plaited by assemblingstrips of any material, tr	6 957	85 825	41 155	664 938
6505001000	Hats&oth headgear of a kind used forreligious purposes, knitted/c	8 355	38 212	41 133	216 297
6505002000	Hats&oth headgear, knitt/crochet, hair-nets, knitted/crocheted	4 835	52 811	77 185	1 038 378
6505009000	Oth hats&oth headgear, not for hair-nets/religious purposes, knitt	28 974	209 387	442 325	2 554 459
6506101000	Protective helmets for motorcyclistswhether/not lined/trimmed	3 876	50 952	26 772	448 041
6506102000	Industrial safety & firefighters helmets, excl steel helmets whethe	28 149	186 633	251 799	1 442 014
6506103000	Steel helmets safety	7	1 445	127	129 461
6506104000	Water polo headgear	155	297	3 399	4 383
6506109000	Oth safety headgear, not for motocyclist/industrial/firefighters/stc	25 936	208 655	202 453	2 021 365

I.3. IMPOR MENURUT KOMODITI / IMPORT BY HS COMMODITY
***** SEPTEMBER/SEPTEMBER 2014 *****

HS	Uraian Komoditi Commodity Description	Berat Bersih / <i>Net Weight</i> (Kg)		Nilai / <i>Value C.I.F</i> (US\$)	
		Bulan ini <i>Current Month</i>	Kumulatif <i>Cum.Jan. to date</i>	Bulan ini <i>Current Month</i>	Kumulatif <i>Cum.Jan. to date</i>
6506910000	Oth headgear of rubber/of plastics	9 951	56 356	48 581	166 266
6506991000	Oth headgear of furskin	153	42 756	4 441	375 569
6506999000	Oth headger of oth materials, notfurskin	17 295	44 266	76 580	722 026
6507000000	Head-band,lining,cover,hat foundation,hat frame,peak&chinstrap,	24 921	193 872	241 401	1 183 885
6601100000	Garden/similar umbrellas	15 070	408 184	23 200	581 614
6601910000	Umbrellas & sun umbrellas having atelesopic shaft	205 273	793 968	124 662	577 622
6601990000	Umbrellas & sun umbrellas not having atelesopic shaft	1 008 049	5 347 579	645 610	4 639 745
6602000000	Walking-sticks, seat-sticks, whips, riding crops & the like.	5 447	76 713	22 994	301 244
6603200000	Umbrella frames, including frames mounted on shafts (sticks)	64 017	444 477	92 444	566 488
6603901000	Parts, trimmings & accessories forarticles of heading 6601	50 401	206 131	53 852	236 992
6603902000	Parts, trimmings & accessories forarticles of heading 6602	3 140	18 157	8 503	41 382
6701000000	Skin&oth part of bird with feathr/down,feathr,part of feathr,down	785	8 309	32 680	818 776
6702100000	Artificial flower, foliage, fruit, &parts thereof of plastics	169 459	1 506 334	381 441	3 432 120
6702901000	Artificial flower, foliage, fruit, &parts thereof of paper	1	2 789	40	39 396
6702902000	Artificial flower, foliage, fruit, &parts thereof of textiles	8 883	36 170	110 779	296 507
6702909000	Artific flower,foliage,fruit&partsthereof of oth mterials, not paper.	21 036	431 357	60 592	1 200 114
6703000000	Human hair, dressed, thinned, bleached,othwise worked for wigs/	83 469	473 064	4 472 997	19 350 058
6704110000	Complete wigs of synthetic textiles	107	5 625	4 617	126 023
6704190000	False beards, eyebrows, eyelashes,switches of synthetic textiles	1 074	19 547	44 606	386 067
6704200000	Wigs, false beards, eyebrows,eyelashesof human hair	943	3 636	5 727	36 191
6704900000	Wigs, false beards, eyebrows,eyelashes,of oth materials	5 624	56 595	122 047	845 414
6801000000	Setts, curbstones & flagstones, of naturals stone (except slate)	427 136	127 767 397	137 529	1 634 127
6802100000	Tiles, cubes, similar articles, square <7 cm, artif colored, chipping &	80 957	266 432	16 024	51 314
6802210000	Oth monmental/building stone of marble,travertine, alabaster, sin	1 448 142	15 619 174	695 164	7 189 065
6802230010	Oth monmental/building stone of granitwith polished slabs	172 035	4 741 734	70 834	1 704 709
6802230090	Oth monmental/building stone of granitwith not polished slabs	308 783	1 379 604	103 585	427 395
6802299000	Monumental/building stone of oth stone, simply cut/sawn with a f	8	599 427	38	36 898
6802911000	Oth article monumental/building ofmarble	1 747 646	13 796 750	793 747	5 546 014
6802919000	Oth article monumental/building oftravertine & alabaster	28 401	78 155	28 369	101 223
6802920000	Oth article monumental/building ofcalcareous stone	0	1 160	0	850
6802930000	Oth article monumental/building ofgranite	2 842 992	23 729 369	1 321 983	9 844 709
6802990000	Oth article monumental/building ofoth stones,not marble/traverti	538 345	2 141 708	136 520	695 859
6803000000	Worked slate&articles of slate or ofagglomerated slate	236 780	1 273 123	71 726	403 045
6804100000	Millstones & grindstones for milling,grinding & pulping	733 891	7 633 400	1 639 900	15 081 466
6804210000	Oth millstone/grindstone for grinding of agglomerated synt/natur:	139 349	1 104 607	809 358	9 052 104
6804220000	Oth millstone/grindstone of oth agglomerabrasv/cramc for grindir	881 899	7 491 903	2 188 189	21 930 406
6804230000	Oth millstone/grindstone of naturl stonefor grinding wheel&the lil	59 154	1 008 245	189 267	1 821 868
6804300000	Hand sharpening/polishing stones	204 133	2 582 853	123 546	1 616 452
6805100000	Natural/artificial abrasive powder/grainon a base of woven textile	556 334	3 171 848	1 996 657	12 584 534
6805200000	Natural/artificial abrasive powder/grainon a base of paper/paperb	265 996	2 060 782	816 157	6 510 713
6805300010	Natural/artificial abrasive powder/grainon a base of polishing disc:	33 784	250 433	186 808	1 359 715
6805300090	Natural/artificial abrasive powder/grainon a base of oth materials,	108 854	792 513	315 425	2 917 426
6806100000	Slag wool, rock wool & similar mineralwools in bulk/sheets/rolls	1 265 546	8 278 231	1 845 033	12 460 073
6806200000	Exfoliated vermiculite,expanded clays,foamed slag&similar expans	24 258	675 483	17 476	665 039
6806900000	Mixture&article of heat/sound insulating or sound absorb mineral	870 931	5 951 215	1 904 150	14 873 113
6807100000	Articles of asphalt/of similar materialin rolls	453 282	6 303 786	292 284	4 803 072
6807901000	Articles of asphalt/of similar materialof tiles, not in rolls	210	210	882	882
6807909000	Articles of asphalt/of similar materialof oth tiles, not in rolls	1 432 190	10 499 587	1 434 672	10 006 174
6808001000	Roofing tiles, panels, boards,blocks &similar articles of coir fibres/:	99 272	1 272 019	105 842	1 035 391
6808009000	Chips,particles,sawdust or oth waste ofwood, agglomer with ceme	155 232	2 550 931	159 426	3 617 404
6809110000	Board, sheet, panels, tiles, reinforced withpaper/board only	6 028 511	52 096 905	1 159 346	9 941 772
6809191000	Oth articles of plaster/of compositionsbased on plaster of tiles	0	78	0	415
6809199000	Oth articles of plaster/of compositionsbased on plaster of oth tiles	888 220	8 527 488	267 652	2 485 791
6809901000	Dental moulds of plaster	0	50	0	333
6809909000	Oth articles of plaster/cmpsitons based on plaster, not dental moi	3 887	13 082	18 454	76 619
6810110000	Building blocks & bricks	86 515	295 689	38 059	174 527
6810191000	Tiles, reinforced or not	0	458 918	0	224 281
6810199000	Flagstones, reinforced or not	64 027	1 556 929	488 761	4 414 367
6810910010	Concrete building piles for building orcivil engineering	51 025 839	161 134 121	7 403 960	23 752 787
6810910090	Oth prefabricated structural componentsfor building or civil engin:	11 283	315 831	1 356	64 925
6810990000	Oth prefabricated structural components, reinforced or not	475 571	935 561	508 722	1 089 917
6811401000	Corrugated sheets containing asbestos	0	43 159	0	35 728
6811402100	Floor or wall tile containing asbestos & plastics	12 138	14 948	2 412	6 641
6811402900	Floor or wall tile containing othasbestos, not plastics	129 909	385 463	177 894	353 220

I.3. IMPOR MENURUT KOMODITI / IMPORT BY HS COMMODITY
***** SEPTEMBER/SEPTEMBER 2014 *****

HS	Uraian Komoditi Commodity Description	Berat Bersih / Net Weight (Kg)		Nilai / Value C.I.F (US\$)	
		Bulan ini Current Month	Kumulatif Cum.Jan. to date	Bulan ini Current Month	Kumulatif Cum.Jan. to date
6811403000	Tubes or pipes containing asbestos	139	6 404	2 674	56 037
6811404000	Tubes or pipes fittings containingasbestos	4	9 137	37	271 692
6811409000	Oth articles of asbestos cement	52 497	218 209	26 536	101 704
6811810000	Corrugated sheets not containingasbestos	4	117	32	817
6811821000	Floor or wall tile of cellulose fibre-cement containing plastics only	7 480	663 072	4 017	267 288
6811829000	Floor or wall tile of cellulose fibre-cement, not containing asbestos:	1 764 534	19 576 175	508 126	5 273 447
6811891000	Tubes/pipes of cellulose fibre-cement	904	12 253	5 454	68 398
6811892000	Tubes/pipes fittings of cellulose fibre-cement	0	378	0	15 183
6811899000	Other article of cellulose fibre cement, not tubes/pipes/pipes fittir	11 218	146 328	5 153	183 154
6812802000	Clothing of crocidolite fibres	0	331	0	12 550
6812803000	Paper, millboard and felt of crocidolitefibres	12 436	25 342	11 920	20 053
6812804000	Floor or wall tiles of crocidolite	0	19	0	21
6812805000	Cloth accessories,footwear&headgearfabricated crocidolite fibres	17 935	58 570	252 077	486 397
6812809000	Oth articles of crocidolite fibres	15 630	358 266	126 974	1 990 166
6812911000	Clothing of oth crocidolite fibres	16 681	16 681	50 218	50 218
6812919000	Clothing accessories,footwear&headgearof oth crocidolite fibres	12 596	103 940	178 134	1 183 954
6812920000	Paper, millboard and felt of othcrocidolite fibres	12	17 891	533	25 440
6812930000	Compressed asbestos fibre jointing ofoth crocidolite fibres in shee	75 624	843 473	92 853	865 860
6812991100	Fabric asbes fibres,oth crocidolite, mixwith a basis asbes&Mg carb	6 477	103 028	100 670	230 033
6812991900	Oth fabric asbestos fibres not mix witha basis of asbestos	4 483	79 837	19 982	103 040
6812992000	Floor/wall tiles of fabricated asbestos(oth crocidolite)	0	9 690	0	9 564
6812999000	Oth fabricat asbes fibres of oth croci,not fabricate/floor/wall tiles	102 060	626 704	85 441	973 619
6813201000	Brake lining&pad of friction materialand articles,containing asbest	72 996	487 186	493 655	3 334 903
6813209000	Oth thn brake lining&pad of frictionmaterial and article,containing	1 305	124 765	18 117	387 111
6813810000	Brake lining&pad of frictionmaterial&article,not containing asbest	222 276	1 522 726	2 714 809	18 367 468
6813890000	Oth thn brake lining&pad of frictionmaterial&article,not containin	151 035	1 081 946	2 004 121	16 725 981
6814100010	Worked mica&article of mica,agglomerated,sheets,strips, simply cu	13 831	70 993	45 231	632 788
6814100090	Worked mica&article of mica,agglomerated,plates	3 343	117 503	14 408	220 758
6814900010	Worked mica & articles of mica,in rolls & pieces, simply cut to shaj	1 670	37 794	11 682	238 011
6814900090	Oths worked mica & articles of mica	2 240	8 451	8 663	215 777
6815101000	Yarn/thread non-electrical articlesgraphite/carbon	9 278	117 301	364 824	3 470 700
6815102000	Bricks,paving slabs,floor tiles,etc nonelectrical articles graphite/car	370 273	998 000	755 642	1 462 774
6815109100	Carbon fibres, etc non electricalarticles graphite/carbon	17 215	69 669	151 358	1 143 563
6815109900	Oth non electrical articles graphiteor carbon	10 480	113 708	339 189	1 365 819
6815200000	Articles of peat	5 438	10 677	22 144	38 564
6815910000	Articles of stone, contents magnesite,dolomite/chromite	268 573	1 266 710	181 640	748 009
6815990000	Oth articles of stone,oth thn contentmagnesite,dolomite/chromite	47 448	1 304 969	145 772	3 206 758
6901000000	Bricks,blocks,tiles & oth ceramic goodsof siliceous fossil meals/of s	0	134 515	0	74 474
6902100000	Goods of siliceous cont by weight,singly/together mg,ca,cr > 50%	1 916 788	30 032 958	2 103 223	34 793 838
6902200000	Goods of siliceous cont by weight,singlyor together alumina,silika,	9 285 550	42 506 679	6 274 112	38 598 067
6902900000	Goods of siliceous cont by weight,of oth metals compound	83 146	3 069 555	1 759 418	4 304 704
6903100000	Oth refractory ceramic goods cont byweight,graphite/carbon,or a	33 993	110 319	176 323	854 133
6903200000	Oth refractory ceramic goods cont byweight,alumina/silica, or a m	254 227	2 596 028	655 788	5 881 673
6903900000	Oth refractory ceramic goods cont byweight, oth metal compound	934 738	6 229 715	1 464 550	13 951 693
6904100000	Ceramics building bricks	0	251	0	547
6904900000	Flooring blocks, support/filler tiles & the like	0	815	0	6 087
6905100000	Roofing tiles of ceramic	25 465	1 971 324	13 222	534 653
6905900000	Chimney-pot,cowl,chimney liner,architect ornament&oth ceramic	95	389 479	402	2 477 081
6906000000	Ceramic pipes, conduits, guttering,pipe fittings	0	125	0	360
6907101000	Paving,hearth/wall tiles,rectangle,circle<7cm,unglazed	0	1 456	0	468
6907109000	Oth thn Paving,hearth/wall tiles,rectangle,circle<7cm,unglazed	0	46 000	0	4 458
6907901000	Paving,hearth/wall tiles,rectangle,circle>7cm,unglazed	73 092 781	475 631 479	17 007 633	109 800 787
6907902000	Lining tiles of a kind used for grindingmills,rectang,circle>7cm,ungl	0	6 960	0	5 570
6907909000	Oth thn tile,cube&similar article,whether/not rectang,circle<7cm,un	13 924	1 833 827	21 764	477 216
6908101000	Paving,hearth/wall tiles,rectangle,circle<7cm,glazed	762 634	4 176 308	240 992	1 338 491
6908109000	Oth thn Paving,hearth/wall tiles,rectangle,circle<7cm,glazed	20 934	43 504	32 726	55 092
6908901100	Paving,hearth/wall tiles of plain tiles,rectangle,circle>7cm,glazed	113 881	922 897	37 544	325 719
6908901900	Oth thn paving,hearth/wall tiles of plaitiles,rectangle,circle>7cm,g	2	10 769	166	43 285
6908909100	Paving,hearth/wall tile of oththn plain tile,rectang,rcrle>7cm,glaze	11 794 361	68 302 321	3 142 634	18 158 749
6908909900	Oth thn paving,hearth/wall tile of oththn plain tile,rectang,rcrle>7	205 044	1 263 714	61 562	406 019
6909110000	Ceramic of porcelain or china forlaboratory,chemical or oth tech	0	486 601	0	731 701
6909120000	Artcle having a hardnss=>9 Mohsfor laboratory,chemical or oth te	334 043	6 305 641	703 540	6 700 613
6909190000	Oth ceramic wares for laboratory,chemical/oth technical uses	302 990	1 530 539	274 007	2 330 879
6909900000	Oth thn ceramic wares for laboratory,chemical/oth technical uses	870	370 295	20 963	767 237

I.3. IMPOR MENURUT KOMODITI / IMPORT BY HS COMMODITY
***** SEPTEMBER/SEPTEMBER 2014 *****

HS	Uraian Komoditi Commodity Description	Berat Bersih / Net Weight (Kg)		Nilai / Value C.I.F (US\$)	
		Bulan ini Current Month	Kumulatif Cum.Jan. to date	Bulan ini Current Month	Kumulatif Cum.Jan. to date
6910100000	Ceramic sinks, wash basins, wash basin of porcelain/china	674 151	7 060 958	586 275	7 163 393
6910900000	Ceramic sinks, wash basins, wash basin of oth thn porcelain/china	187 547	1 833 297	286 464	2 455 114
6911100000	Tableware & kitchenware of porcelain/ china	1 210 078	10 307 529	271 664	2 799 286
6911900000	Oth household, toilet articles of porcelain/china	9	5 801	153	34 637
6912000000	Tableware & kitchenware, oth household toilet art, oth than porce	1 612	16 677	30 508	154 814
6913101000	Ornamental cigarette box & ashtray of porcelain or china	613	665	360	4 214
6913109000	Oth thn ornamental cigarette box & ashtray of porcelain or china	101 001	753 398	113 350	1 251 522
6913901000	Ornamental cigarette box & ashtray of oth thn porcelain or china	581	3 645	1 824	9 145
6913909000	Oth thn ornamental cigarette box & ashtray of oth thn porcelain or	27 716	134 251	129 756	417 432
6914100000	Oth ceramic articles of porcelain/ china	11 832	89 926	15 891	108 484
6914900000	Oth ceramic articles of oth than porcelain/china	3 316	875 113	94 717	1 878 006
7001000000	Cullet & oth waste & scrap of glass; glass in the mass	5 702 234	35 310 706	496 252	3 021 278
7002100000	Glass in balls	21 640	173 936	10 443	169 987
7002200000	Glass in rods	225	5 381	4 151	20 290
7002311000	Fused quartz/oth fused silica for vacuum tubes	36	7 045	4 490	315 033
7002319010	Fused quartz/oth fused silica for vial or ampoules industry	358 502	4 117 851	716 112	8 388 260
7002319090	Glass in ball, tube of fused quartz/oth fused silica, oth thn boro silic g	31 182	131 119	424 371	3 391 371
7002321000	Glass in tubes, linear coef<=5x10(-6)kelvin in temp.(0-300 C) for va	0	131	0	6 125
7002322000	Oth glass in tubes, linear coef<=5x10(-6)with 3mm<=diameter<22r	1 085	51 094	2 022	248 218
7002329000	Oth glass in tubes, linear coef<=5x10(-6)kelvin in temp.(0-300 C)	16 340	253 232	199 725	871 592
7002392000	Oth transparent neutral glass for enamel glass, with 3mm<=diamete	0	1 548	0	37 628
7002399000	Oth glass having linear coeff. 0-300coth thn vacuum&boro silic gla	1 306	129 973	60 303	639 602
7003122000	Non wired sheets, in squares/rectangular shape incl. 1,2,3,4 corners	6 375	314 823	8 791	88 287
7003129000	Oth non-wired sheets colored glass	0	246 144	0	404 654
7003199000	Oth non-wired sheets not colored glass	1 634 559	10 126 825	634 947	4 656 078
7003200000	Cast glass and rolled glass, wired sheets	0	1	0	7
7003300000	Cast glass and rolled glass, profiles	0	219	0	900
7004209000	Optical drawn, blown glass, optically worked, flashed, opacified, abs	817	44 482	43 348	781 841
7004909000	Oth optical drawn, blown glass, optically worked, flashed, opacified, z	24 224	3 401 702	10 219	1 129 422
7005109000	Oth non-wired glass, absorbent reflecting/non-reflecting layer	172 779	3 071 218	101 555	2 186 081
7005211000	Oth non-wired glass, colored, opacified optical glass, not optically v	0	2 398	0	10 771
7005219000	Oth non-wired glass, colored, optically worked, flashed, opacified	988 146	4 210 282	463 727	2 039 159
7005299000	Oth non-wired glass, not colored, optically worked	1 575 743	8 977 199	463 136	2 759 336
7005300000	Float glass & surface ground/polish glass, wired glass	0	19 296	0	41 669
7006001000	Optical glass, not optically worked, for glass of heading 70.03, 70.04	0	6	0	349
7006009000	Optical glass, optically worked for glass of heading 70.03, 70.04, 70.0	63 385	538 522	72 676	589 773
7007111000	Toughened (tempered) safety glass suitable for vehicles of chapter	48 611	354 497	283 988	1 814 531
7007112000	Toughened (tempered) safety glass suitable for aircraft, spacecraft of c	0	11	0	50
7007113000	Toughened (tempered) safety glass suitable for railway/tramway, c	1 418	1 418	1 761	1 761
7007114000	Toughened (tempered) safety glass suitable for ship, boat, floating c	27	16 540	1 398	28 594
7007191000	Toughened (tempered) safety glass suitable for machine of head 84	0	60 532	0	235 045
7007199000	Toughened (tempered) safety glass suitable for oth machinery	789 880	6 067 531	684 623	5 624 337
7007211000	Laminated safety glass suitable for vehicles of chapter 87	39 790	536 153	269 061	2 216 543
7007214000	Laminated safety glass suitable for ships, boats, floating struct, chap	0	806	0	8 535
7007291000	Laminated safety glass suitable for machine of head 84.29/84.30	509	6 965	5 992	66 819
7007299000	Laminated safety glass suitable for oth machinery	81 420	725 369	100 863	800 353
7008000000	Multiple-walled insulating unit of glass.	516 040	4 659 692	915 600	6 157 286
7009100000	Rear-view mirrors for vehicles	161 216	2 147 796	2 210 692	20 416 455
7009910000	Glass mirrors, unframed	2 071 935	10 710 859	1 159 475	7 596 222
7009920000	Glass mirrors, framed	124 105	1 047 278	560 746	3 012 312
7010100000	Ampoules of glass	3 264	169 135	31 341	712 046
7010200000	Stoppers, lids & oth closures of glass	12 271	87 465	46 176	266 023
7010901000	Carboys & demijohn	115 879	979 032	287 159	2 554 346
7010904000	Bottles & vials for antibiotics, serums, oth injectables, intravenous int	1 786 591	20 689 011	1 482 438	16 592 389
7010909000	Oth bottles for intravenous fluids of glass	4 477 128	62 855 052	2 879 353	36 216 780
7011101000	Stem for electric lighting	0	1 920	0	20 775
7011109000	Glass envelopes for electric lighting oth than stem	206 849	1 978 704	1 122 032	6 695 069
7011200010	Television tubes, cathode-ray tubes	3 109 149	37 319 240	2 696 212	32 355 883
7011200090	Cathode-ray tubes, oth than television	15 657	147 208	147 456	916 294
7011900000	Oth glass envelopes, bulbs, tubes, open, glass parts thereof, without	331	108 087	8 321	194 087
7013100000	Glassware of a kind used for table, kitchen, toilet, office of glass-ce	44 362	473 481	114 181	1 563 924
7013220000	Stemware drinking glasses, oth thn glass ceramics, of lead crystal	3 135	15 484	15 463	224 856
7013280000	Stemware drinking glasses, neither glass-ceramics nor lead crystal	13 241	528 744	50 485	863 489
7013330000	Other drinking glasses, of lead crystal	0	74	0	2 415

I.3. IMPOR MENURUT KOMODITI / IMPORT BY HS COMMODITY
***** SEPTEMBER/SEPTEMBER 2014 *****

HS	Uraian Komoditi Commodity Description	Berat Bersih / Net Weight (Kg)		Nilai / Value C.I.F (US\$)	
		Bulan ini Current Month	Kumulatif Cum.Jan. to date	Bulan ini Current Month	Kumulatif Cum.Jan. to date
7013370000	Other drinking glasses, neither glass-ceramics nor lead crystal	359 569	2 475 108	636 234	3 868 001
7013410000	Glassware for table (not drinking glass)kitchen purpose,of lead cry	0	1 668	0	3 195
7013420000	Glassware for table (not drinking glass)kctchn,linear coef<5x10-6/K	1 107	559 473	3 978	1 533 682
7013490000	Oth glassware for table(not drink glass)kitchen purposes, not cera	250 963	4 492 859	277 337	5 507 259
7013910000	Other glassware of lead crystal	3	1 544	374	5 667
7013990000	Other glassware of not lead crystal	898 571	10 788 200	1 354 949	11 809 840
7014001000	Signalling glassware&optical element formotor vehicles,not thse o	4 778	76 113	9 880	753 758
7014009000	Other signalling glassware & opticalelements of glass, not optically	1 144	19 316	21 884	337 252
7015100000	Glasses for corrective spectacles	4 618	54 444	154 509	1 425 738
7015901000	Clock or watch glasses	284 748	1 073 079	63 514	248 120
7015909000	Glasses for non-corrective spectacles;hollow glass spheres & their	6 454	62 957	22 001	183 560
7016100000	Glass cubes&oth glass smallwares,for mosaics or decorative purpc	144 314	759 828	192 112	1 179 090
7016900000	Oth articles of moulded glass; leadedlights; multicellular & smlr fo	1 045 905	5 270 135	748 160	5 089 917
7017101000	Quartz reactor tubes and holders glass,for production of semicond	10	86 434	1 378	675 849
7017109000	Laboratory or pharmaceutical glassof fused quartz or oth fused sili	25 201	178 232	526 642	3 044 379
7017200000	Laboratory, hygienic/pharmaceuticalwith coef< 5x10-6/kelvin, 0 - :	18 825	203 139	177 925	1 575 291
7017900000	Laboratory,hygienic/pharmaceuticalglassware,nor fused quartz/fu	1 858	59 569	49 881	634 342
7018100010	Glass beads	241 511	2 103 390	440 092	3 551 047
7018100020	Imitation pearls	3 585	10 889	10 280	110 965
7018100090	Imitation precious & glass smallwares	148 595	657 836	216 809	1 094 393
7018200000	Glass microspheres <=1mm in diameter	52 703	942 347	33 006	821 073
7018900000	Glass eyes, not prsthtc artcls, ornamntof lamp-worked glass,not in	63 513	644 970	158 537	1 415 207
7019110000	Chopped strands,of a length <= 50 mm	271 294	1 810 467	382 045	2 609 570
7019120000	Rovings of glass fibres	339 667	4 929 991	377 898	4 228 137
7019191000	Yarn of glass fibres	13 272	35 715	46 205	289 697
7019199000	Sliver of glass fibres	63 937	1 019 307	158 896	2 256 556
7019310000	Mats of glass fibres	986 836	6 422 240	1 620 982	9 865 374
7019320000	Thin sheets (voiles) of glass fibres	1 848	272 511	14 086	648 490
7019391000	Asphalt/coal-tar impregnatdglass-fibre outerwrap for pipelines	115 795	434 750	477 211	1 364 863
7019399000	Mattresses,boards and similarnonwoven products of glass fibres	548 741	4 111 584	940 921	7 607 525
7019400000	Woven fabrics of glass fibres rovings	357 507	2 678 175	410 968	2 980 034
7019510000	Oth woven fabric,of a width <= 30 cm	2 534	11 559	46 267	144 285
7019520000	Oth woven fabric,of a width>30cmplain weave,wght<250g/m2 of l	170	28 519	3 973	186 344
7019590000	Oth woven fabric,of a width > 30 cm	39 049	358 713	168 655	1 380 901
7019901000	Glass fibres	780 857	1 157 968	1 832 806	3 090 023
7019909000	Other articles of glass fibres	510 691	2 435 273	1 248 635	6 086 586
7020001100	Glass moulds for the manufactureof acrylic goods	102 688	274 057	161 768	562 452
7020001900	Glass moulds for other purposes	9 432	1 884 496	40 890	1 713 437
7020002000	Quartz reactor tubes & holders designedfor production of semicor	39	290	10 544	14 780
7020003000	Glass inner for vacuum flasks/othvacuum vessels	254 272	2 369 239	264 626	3 338 697
7020004000	Evacuated tubes for solar energycollectors	19 300	26 134	27 942	57 481
7020009900	Other articles of glass.	215 428	1 871 921	1 020 139	5 768 796
7101100000	Natural pearls	0	20	0	114
7101220010	Cultured pearls,fresh water,worked	3	2 848	8 492	44 985
7102210000	Diamonds, unworked or simply sawn,cleaved or bruted, industrial	0	1	0	9 819
7102390000	Diamonds, worked, not mountedor set, non-industrial	0	6	0	1 178 233
7103990000	Oth rubies, sapphires & emeralds, worked	0	11	0	229
7104101000	Piezo-electric quartz,precious orsemiprecious stones,unworked	0	1	0	834
7104102000	Piezo-electric quartz,precious orsemiprecious stones,worked	2 038	13 710	50 018	430 090
7104200000	Other synthetic precious stones,unworked or simply sawn or roug	14	194	4 144	36 552
7104900000	Other synthetic precious/semi stones,worked,roughly shaped	1 002	13 266	53 465	292 579
7105100000	Dust and powder of diamonds	211	2 117	83 892	648 358
7105900000	Dust & powder of other natural orsynthetic precious/semi preciou	2	227	6 616	33 711
7106100000	Silver powder	1 401	15 983	19 885	272 132
7106910000	Silver, unwrought	4 748	34 235	841 012	6 767 715
7106920000	Silver, semi-manufactured	13 821	127 601	832 306	7 786 093
7107000000	Base metals clad with silver,not further	367	34 596	237 116	1 731 458
7108110000	Gold powder	2	2	28	28
7108120010	Gold in lumps, ingots or cast bars	0	53	0	1 231 337
7108120090	Gold,not in lumps, ingots or cast bars,oth unwrought forms	246	5 125	1 755 073	12 653 943
7108130000	Gold,non monetary,othsemi-manufactured form	48	623	307 451	3 010 507
7108200000	Monetary gold	0	69	0	549
7109000000	Base metals/silver,clad with gold notfurther worked than semi-ma	20	221	179 878	2 113 255
7110110010	Platinum, in lumps, ingots, cast bars,powder or sponge,unwrought	90	3 746	301	31 326

I.3. IMPOR MENURUT KOMODITI / IMPORT BY HS COMMODITY
***** SEPTEMBER/SEPTEMBER 2014 *****

HS	Uraian Komoditi Commodity Description	Berat Bersih / Net Weight (Kg)		Nilai / Value C.I.F (US\$)	
		Bulan ini Current Month	Kumulatif Cum.Jan. to date	Bulan ini Current Month	Kumulatif Cum.Jan. to date
7110110090	Platinum in oth form, unwrought	0	963	0	29 772
7110190000	Platinum, wrought	0	688	0	25 410
7110210010	Palladium,unwrought,alloy containing>=20% palladium used in mak	1	1	426	426
7110210020	Palladium in lump,ingots,cast bars,powderor sponge,unwrought	15 500	58 135	67 643	324 413
7110290000	Palladium, wrought	0	160	0	22 071
7110310010	Rhodium in lumps, ingots,cast bars,powder or sponge,unwrought	190	5 697	2 538	21 094
7110310090	Rhodium, unwrouht, in other form	3	1 502	95	9 440
7110390000	Rhodium, wrought	0	1	0	11
7110410010	Iridium, osmium & ruthenium in lump,ingots,cast bars,powder/sp	6	52	103	835
7110410090	Iridium, osmium and ruthenium, inother forms, unwrought	2 465	17 968	18 603	186 814
7111001000	Silver or gold, clad with platinumsemi-manufactured	0	428	0	10 072
7112990000	Waste & scrap of oth precious metal	0	1	0	22
7113111000	Parts of jewellery of silver	84	1 018	149 903	1 491 808
7113119000	Jewellery of silver	366	2 904	216 444	1 767 199
7113191000	Parts of jewellery of other precious met	4	1 153	2 284	323 322
7113199000	Jewellery of other precious metal	9	8 955	5 241	529 901
7113209000	Jewellery of base metal, clad withprecious metal	313	1 274	28 660	52 050
7114110000	Articles of silversmiths wares of silverwhether or not plated or cla	35	704	2 196	196 476
7114190000	Articles of goldsmiths wares ofoth precious metal,	0	1 147	0	68 509
7114200000	Articles of gold&silversmiths waresof base metals, clad with precic	54	327	58 720	545 434
7115100000	Catalysts of platinum, in the form ofwire cloth or grill	11	1 314	12 005	487 705
7115901000	Other articles of golds or silver	23 774	208 066	1 011 471	8 873 605
7115902000	Other articles of metal clad withgold or silver	0	87	0	29 334
7115909000	Oth articles of precious metal/of metalclad with precious metal	1	156	17	17 049
7116200000	Articles of precious/semi-preciousstones(natural/synthetic/recons	4 503	10 269	536 775	1 444 765
7117111000	Parts cuff-links and studs, of basemetal, whether or not plated	1	961	251	7 798
7117119000	Cuff-links and studs of base metalwhether/not plated with preciou	1 181	26 551	18 866	792 600
7117191000	Bangles of base metal, whether or notplated with precious metal	973	3 718	11 670	62 656
7117192000	Other imitation jewellery of base metalwhether or not plated w/ p	232 799	973 046	488 339	3 236 818
7117199000	Parts of oth imitation jewellery of basemetal,whether/not plated v	9 976	119 071	344 216	4 035 198
7117901100	Bangles,wholly of plastic or glass	2	18 638	351	38 481
7117901300	Bangles,wholly of porcelain or china	0	5	0	560
7117901900	Other bangles	3 402	24 999	11 518	121 456
7117902100	Other imitation jewellerywholly of plastics or glass	23 997	205 754	35 136	364 294
7117902300	Oth imitatn jwllry of porcelainor china	0	280	0	4 844
7117902900	Other imitation jewellery	99 797	675 999	174 040	1 492 645
7117909100	Parts of imitation jewellerywholly of plastics or glass	70	1 795	3 063	42 355
7117909200	Part of imitat jwllry of wood,bone,trtoisshel,ivory,horn,coral,pearl,	0	5	0	574
7117909300	Part of imitation jwllry of porcelainor china	0	53	0	2 142
7117909900	Oth part of imitation jwllry	12 198	50 060	144 162	810 691
7118101000	Silver coin, not being legal tender	0	865	0	3 600
7118109000	Oth coin (not gold coin), not beinglegal tender	279	335	1 060	1 093
7118909000	Oth coin (oth than gold/silver coin)	0	4	0	98
7201100000	Non-alloy pig iron cont. by weight0.5% or less of phosphorus	290 818	10 052 478	194 866	5 487 295
7201200000	Non-alloy pig iron cont. by weightmore than 0.5% of phosphorus	0	266 365	0	337 990
7201500000	Alloy pig iron; spiegeleisen	45 046	104 525	23 698	135 640
7202110000	Ferro-manganese, cont. byweight more than 2% of carbon	2 638 000	14 081 232	2 493 294	13 390 989
7202190000	Ferro-manganese, cont. byweight <= than 2% of carbon	381 343	11 132 244	582 296	13 880 553
7202210000	Ferro-silicon, cont. byweight more than 55% of silicon	4 280 686	15 881 960	5 617 591	20 704 272
7202290000	Ferro-silicon, cont. byweight <= than 55% of silicon	140 391	2 078 873	348 865	4 419 328
7202300000	Ferro-silico-manganese	2 848 895	11 909 188	3 301 813	13 964 411
7202410000	Ferro-chromium, cont. byweight more than 4% of carbon	60 843	1 389 260	86 812	2 491 069
7202490000	Ferro-chromium, cont. byweight <= than 4% of carbon	53 066	2 029 061	135 005	1 588 614
7202600000	Ferro-nickel	95	289	7 820	24 719
7202700000	Ferro-molybdenum	3 000	131 955	57 462	1 856 276
7202800000	Ferro-tungsten & ferro-silico-tungsten	0	122	0	4 261
7202910000	Ferro-titanium and ferro-silico-titanium	5 000	73 001	24 701	342 872
7202920000	Ferro-vanadium	0	133 900	0	2 440 265
7202930000	Ferro-niobium	16 500	59 735	412 443	1 509 186
7202990000	Other ferro-alloys	329 291	2 012 270	664 516	5 429 462
7203100000	Ferrous products obtained by directreduction of iron ore	80 009	24 516 185	66 813	9 647 457
7203900000	Other ferrous products	48	26 613	700	76 270
7204100000	Waste and scrap of cast iron	402 043	10 759 949	155 887	4 243 808
7204210000	Waste and scrap of stainless steel	4	28	395	659

I.3. IMPOR MENURUT KOMODITI / IMPORT BY HS COMMODITY
***** SEPTEMBER/SEPTEMBER 2014 *****

HS	Uraian Komoditi Commodity Description	Berat Bersih / Net Weight (Kg)		Nilai / Value C.I.F (US\$)	
		Bulan ini Current Month	Kumulatif Cum.Jan. to date	Bulan ini Current Month	Kumulatif Cum.Jan. to date
7204290000	Waste and scrap of oth alloy steel	0	2 300 449	0	1 433 934
7204300000	Waste & scrap of tinned iron or steel	5 139 275	35 408 739	1 591 307	10 405 828
7204410000	Turnings,shavings,chlips,milling waste,sawdust,filings,trimmings &	2 515 530	76 964 012	994 862	30 187 405
7204490000	Other ferrous waste and scrap :	184 278 133	1 384 855 978	71 026 714	536 067 942
7204500000	Remelting scrap ingots	0	41 080	0	13 536
7205100000	Granules of pig iron, spiegeleison,iron or steel	683 598	6 376 997	653 961	6 458 752
7205210000	Powder of alloy steel	83 850	996 999	460 778	3 815 645
7205290000	Powder of pig iron, spiegeleison,iron or steel (oth than alloy steel)	367 251	5 028 980	676 621	7 580 621
7206101000	Iron&non-alloy in ingots containing byweight>0.6% of carbon,excl	0	279	0	7 576
7206109000	Iron&non-alloy in ingots containing byweight<=0.6% of carbon,exc	209 497	2 894 834	424 114	5 017 561
7206900000	Iron and non-alloy in primary formother than ingots	49 063	409 559	90 818	896 961
7207110000	Semi-finished iron/non-alloycont. < 0,25% carbon ,rectnglr,square	37 211 397	282 066 885	19 246 040	150 133 208
7207121000	Slabs of iron/non alloy, cont.< 0,25%of carbon, other than square	57 553 691	1 675 791 672	30 077 780	894 389 532
7207129000	Oth semi-finished iron/non-alloycont.< 0,25% carbon ,rectnglr,not	445 166	3 814 062	692 743	5 648 440
7207190000	Oth semi-finished iron/non-alloycont.< 0,25% of carbon	59 367 023	132 476 047	30 072 756	73 289 259
7207201000	Slabs of iron/non alloy,cont.byweight > 0.6% of carbon	68 246	19 387 966	117 358	10 135 233
7207202100	Oth semi-finished iron/non-alloy contby weight>0,6% of carbon,rc	23 000	531 393	27 600	1 634 952
7207202900	Oth semi-finished iron/non-alloy cont.by weight > 0,6% of carbon	24 956 590	151 821 493	12 796 870	89 013 123
7207209200	Oth semi-finished iron/non-alloy cont.bywght 0,25%<=carbon<=0,	39 465	136 195	72 764	253 861
7207209900	Oth semi-finished iron/non-alloy cont.byweight 0,25%<=carbon<=	5 979 329	223 178 973	3 088 667	121 123 368
7208100000	Flat-rolled iron/nas,relief,hot rolledwidth > 600 mm	46 351	2 973 545	78 888	2 267 692
7208250000	Flat-rolled iron/nas,pickled,hot rolledwdth>600 mm,thick>=4.75m	5 076 662	40 284 819	3 665 908	30 511 179
7208260000	Flat-rolled iron/nas,hot rollpickled,width>600mm,3 mm<thick<4,7	16 718 262	116 115 127	12 205 127	86 869 808
7208271000	Flat-rolled iron/nas,pickled,hot rolledwidth>600mm,of a thick<2 n	8 124 750	68 188 227	6 279 863	51 643 687
7208279000	Flat-rolled iron/nas,pickled,hot rolledwidth<600mm,of a 2mm<thi	13 921 071	128 658 350	10 116 075	95 392 815
7208360000	Flat-rolled iron/nas,hot rolledwidth>600 mm, thick>10 mm	10 120 430	32 869 462	7 016 182	21 822 156
7208370000	flat-rolled iron/nas,hot rolledwidth >600 mm, of a 4,75< thick< 10	13 474 253	83 840 501	8 056 948	54 694 746
7208380000	flat-rolled iron/nas,hot rolledwidth >600 mm, of a 3- thick< 4,75 n	14 644 688	106 240 178	8 148 620	62 812 986
7208390000	Flat-rolled iron/nas,hot rolledwidth >600 mm, thick< 3 mm	66 205 095	442 759 639	39 034 884	262 294 993
7208400000	Flat-rolled iron/nas,not in coilsrelief,hot rolled	997 724	10 769 879	875 309	7 058 183
7208510000	Flat-rolled iron/nas,width>600 mm,of a thickness>10 mm,hot rolle	18 471 296	172 408 424	13 357 538	124 213 929
7208520000	Flat-rolled iron/nas, width >600 mm,4,75 < thickness < 10 mm,hot	5 114 507	100 806 574	3 813 002	72 805 366
7208530000	Flat-rolled iron/nas, width >600 mm,3 < thickness < 4,75 mm,hot r	18 209	449 031	19 517	432 766
7208540000	Flat-rolled iron/nas,hot rolledwidth >600 mm, thickness < 3 mm	25 677	789 311	26 126	811 749
7208900000	Other Flat-rolled iron/nas	4 631 882	24 381 076	4 045 563	19 910 752
7209150000	Flat-rolled in coils,cold-rolledwidth>600mm,thickness>3 mm	844 243	5 784 197	675 142	4 783 770
7209160010	Flat-roll,in coils,pickled/not,cold-roll1<thick<3mm,600<width<125	2 009 370	30 043 400	1 520 565	26 726 522
7209160090	Flat-roll,in coils,pickled/not,cold-roll1<thick<3mm,width>1250 m	15 889 357	121 017 563	12 090 592	97 081 393
7209170010	Flat-roll,in coils,pickled/not,cold-roll0.5<thick<1mm,600<width<12	6 058 375	85 204 306	4 442 864	66 145 297
7209170090	Flat-roll,in coils,pickled/not,cold-roll0.5<thick<1mm,width>1250 n	25 020 117	187 485 189	18 305 125	150 131 669
7209181000	Tin-mill blackplate (tmbp),cold-rollof a thickness < 0.5 mm	16 144 464	110 457 317	13 437 394	92 119 041
7209189100	Flat-roll,in coils,pickled/not,cold-rollthick<0.17mm,cont wght<0.6%	3	165	837	42 308
7209189900	Flat-roll,in coils,pickled/not,cold-roll0.5mm<thick<0.17mm,cont w	22 417 658	160 915 273	15 695 958	114 888 463
7209250000	Flat of iron/non-alloy, not incoil cold rolled, of a thickness >= 3 mm	0	155 517	0	173 709
7209260010	Flat of iron/non-alloy, not coil,coldrolled,1mm<thickness<3mm,wi	2 002	3 114	4 204	7 372
7209260090	Flat of iron/non-alloy, not coil,coldrolled,1 mm<thickness<3mm,w	7 141	9 337	11 772	15 423
7209270010	Flat of iron/non-alloy,not coil,coldrolled,0.5mm=<thicknes<1mm,v	0	141 893	0	77 944
7209270090	Oth flat of iron/non-alloy,not in coil,cold rolled,0.5mm =< thicknes	39 279	92 262	36 904	141 598
7209289000	Flat of iron/nas,not coil,cont bywght<=0.6% of carbon 0.5>thick>0	0	2	0	2
7209901000	Flat of iron/non-alloy, cold-rolled,corrugated form	4	1 255 894	159	2 588 592
7209909000	Flat of iron/non-alloy, cold-rolled,other than corrugated form	91	172 180	438	214 484
7210111000	Flat-rolled of iron/nas,carbon>=0.6%,plated or coated with tin,thic	15 882	575 577	49 050	832 756
7210119000	Flat-rolled of iron/nas,carbon< 0.6%,plated or coated with tin,thicl	701 410	14 836 415	1 652 343	23 560 691
7210121000	Flat-rolled of iron/nas,carbon>=0.6%,plated or coated with tin,thic	2 421 497	20 471 446	2 797 033	23 740 161
7210129000	Flat-rolled of iron/nas,carbon<0.6%,plated or coated with tin,thick	6 770 248	69 323 069	7 331 740	74 568 251
7210201000	Flat-rolled of iron/nas,carbon>=0.6%plated or coated with lead, th	14 989	794 575	31 872	1 201 460
7210209000	Flat-rolled of iron/nas,carbon>=0.6%plated or coated with lead, th	568 875	3 704 991	894 047	6 581 293
7210301100	Flat-rolled of iron/nas,carbon<0.6%plated with elctrolitically,thick	6 721 451	56 823 703	6 076 792	51 430 392
7210301200	Flat-rolled of iron/nas,crbon<0.6%platedwith elctrolitically,1.5mm	250 472	2 448 241	205 828	2 238 429
7210301900	Flat-rolled of iron/nas,crbon<0.6%platedwith elctrolitically,1.5mm	810 932	5 861 206	651 859	5 019 092
7210309100	Flat-roll of iron/nas,crbon>=0.6%platedwith elctrolitically,1.2mm>	0	139 385	0	158 502
7210309900	Flat-roll of iron/nas,crbon>=0.6%platedwith elctrolitically,1.2mm<	2 658 622	6 947 436	1 497 708	4 570 530
7210411100	Flat-rolled,iron/nas,othws plated zinccorrugated,thick<=1.2mm,w	0	152 014	0	108 657
7210411900	Flat-rolled,iron/nas,othws plated zinccorrugated,1.5mm<thick,wgl	71 676	71 899	71 167	71 442

I.3. IMPOR MENURUT KOMODITI / IMPORT BY HS COMMODITY
***** SEPTEMBER/SEPTEMBER 2014 *****

HS	Uraian Komoditi Commodity Description	Berat Bersih / Net Weight (Kg)		Nilai / Value C.I.F (US\$)	
		Bulan ini Current Month	Kumulatif Cum.Jan. to date	Bulan ini Current Month	Kumulatif Cum.Jan. to date
7210491100	Flat-rolld,iron/nas,othws plat zinc-ironnot crrgtd,1.2mm>=thick,w	9 250 070	78 696 657	8 418 894	71 281 386
7210491200	Flat-rolld,iron/nas,othws plat zinc-ironnot crrgtd,1.2mm>=thick,w	11 565 689	82 824 459	8 997 940	67 248 702
7210491300	Flat-rolld,iron/nas,othws plat zinc-ironn-crrgtd,1.2mm<thick<=1.5i	877 110	9 197 509	817 010	7 780 807
7210491900	Flat-rolld,iron/nas,othws plat zinc-ironn-crrgtd,thick>1.5mm,wght	2 624 209	29 139 462	2 449 892	27 062 059
7210499100	Flat-rolld,iron/nas,othws plat zinc-ironn-crrgtd,1.2mm>=thick,wgh	0	210 940	0	184 055
7210499900	Flat-rolld,iron/nas,othws plat zinc-ironn-crrgtd,1.2mm<thick,wght	0	21 415	0	570 733
7210500000	Flat-rolled iron/non-alloy plated withchromium & or chromium oxic	4 191 435	20 364 662	3 223 803	21 628 074
7210611100	Flat-rolld,iron/nas,plated alumnm-zinc,1.2mm>thickness,weight<C	4 287 444	205 444 097	3 261 860	170 615 408
7210611200	Flat-rolld,iron/nas,plated alumnm-zinc,1.2mm<thickness<1.5mm,\	89 970	545 840	71 623	471 012
7210611900	Flat-rolld,iron/nas,plated alumnm-zinc,1.5mm>thickness,weight<C	140 030	2 877 584	131 151	2 465 908
7210619100	Flat-rolld,iron/nas,plated alumnm-zinc,1.2mm>thickness,weight>=	0	3 034 439	0	2 518 106
7210619900	Flat-rolld,iron/nas,plated alumnm-zinc,1.2mm<=thickness,weight>	0	116	0	3 139
7210691100	Flat-rolld,iron/nas,plated alumnm,1.2mm<=thickness,weight<0.6%	254 243	2 423 485	156 190	2 361 876
7210691900	Flat-rolld,iron/nas,plated alumnm,1.5mm>thickness,weight<0.6%	58 390	694 196	54 235	747 388
7210699900	Flat-rolld,iron/nas,plated alumnm,1.2mm<=thickness,weight>=0.6	0	31 749	0	65 574
7210701000	Flat-rollof iron/nas,painted, varnished,coated plastics,carbon<0.6%	13 088 390	90 420 913	13 890 959	96 115 834
7210709000	Flat-rollof iron/nas,painted, varnished,coated plastics,carbon<0.6%	53 374	1 615 305	104 542	2 852 897
7210901000	Flat-rollof iron/nas,plated,coated othmetal,carbon<0.6%,thick<=1.	589 480	10 062 495	534 129	10 278 948
7210909000	Flat-rollof iron/nas,plated,coated othmetal,carbon<0.6%,thick>1.5	127 565	2 208 883	271 327	4 737 955
7211131000	Roll-on 4 face/in clsd box,HR,notclad,hoop&strip,150 mm<width-	8	263	1 032	9 785
7211139090	Roll-on 4 face/in clsd box,HR,notclad,crrgtd,crbn>=0.6%,thick<=	0	18 949	0	13 419
7211141100	Flatroll,iron/nas,HR,notclad,hoop&strip,4.75mm<=thick<=10mm,v	129 455	2 172 177	172 603	3 028 465
7211141200	Flatroll,iron/nas,HR,notclad,corrugted,4.75mm<=thick<=10mm,crl	0	3 533	0	8 323
7211141900	Oth flatroll,iron/nas,HR,notclad,4.75mm<=thick<=10mm	12 227	993 157	10 527	909 535
7211142100	Flatroll,iron/nas,HR,notclad,hoop&strip,thick>10mm,width<=400	0	58 592	0	70 431
7211142900	Oth flatroll,iron/nas,HR,notclad,thick>10mm	8 997	786 371	9 131	747 076
7211191100	Flatroll,iron/nas,HR,notclad,hoop&strip,4.75mm>thick>=2mm,wid	72 093	1 066 587	101 935	1 186 456
7211191200	Flatroll,iron/nas,HR,notclad,corrugted,4.75mm>thick>=2mm,crboi	7	7	70	70
7211191900	Oth flatroll,iron/nas,HR,notclad,4.75mm>thick>=2mm	178 998	2 477 775	183 806	2 545 175
7211192100	Flatroll,iron/nas,HR,notclad,hoop&strip,thick<2mm,width<=400	0	25 773	0	37 080
7211192900	Flatroll,iron/nas,HR,notclad,2mm>thick>0.17mm	1	17 399	79	38 466
7211231000	Flatroll,iron/nas,CR,notclad,crbn<0.25%corrugated	0	6	0	117
7211232000	Flatroll,iron/nas,CR,notclad,crbn<0.25%hoop&strip,width<=400n	279 651	1 796 350	406 304	2 546 367
7211239010	Flatroll,iron/nas,CR,notclad,crbn<0.25%thickness>40mm	0	26 971	0	29 668
7211239090	Oth flatroll,iron/nas,CR,notclad,crbn<0.25%	0	96 769	0	111 000
7211292000	Flatrol,iron/nas,CR,notclad,crbn>=0.25%hoop&strip,width<=400i	301 795	2 709 717	743 293	6 121 752
7211293000	Flatroll,iron/nas,CR,notclad,crbn>=0.25%thickness<=0.17mm	0	6 574	0	10 564
7211299000	Oth flatroll,iron/nas,CR,notclad,crbn>=0.25%	127 148	1 164 316	256 320	1 961 245
7211901000	Oth Hoop&strip iron/not alloy,not clad width < 400mm	1 018	13 237	1 916	25 154
7211903000	Oth flat-rolled iron/not alloy,not cladthickness <= 0.17 mm	0	1	0	29
7211909000	Oth flat-rolled iron/not alloy,not cladthickness > 0.17 mm	7 859	521 640	23 471	465 491
7212101000	Flat-rolled,iron/nas,plated w/ tin,clad,width<=400mm,hoop&strip	3 321	107 770	2 915	156 887
7212109100	Flat-rolled,iron/nas,plated w/ tin,clad,400mm<width<600mm,cart	0	52 478	0	39 985
7212109900	Flat-rolled,iron/nas,plated w/ tin,clad,400mm<width<600mm,cart	0	249 589	0	316 858
7212201000	Flat-rolled,iron/nas,electroltcly zinc,width<=400mm,hoop&strip	370 390	3 474 917	312 218	3 426 178
7212202000	Flat-rolled,iron/nas,electroltcly zinc,width<=400mm,carbon<0.6%	4 414	229 807	20 156	347 859
7212209000	Oth flat-rolled,iron/nas,electroltcly zinc	394 636	1 673 773	749 620	4 265 801
7212301000	Flat-rolled,iron/nas,plated zinc,clad,width<=400mm,hoop&strip	0	470 176	0	367 313
7212302000	Flat-rolled,iron/nas,plated zinc,clad,carbon<0.6%,thick<=1.5mm	0	85 340	0	71 660
7212309100	Flat-rolled,iron/nas,plated iron-zinc,carbon<0.04%,thick<=1.5mm,	0	9 979	0	15 730
7212309900	Flat-rolled,iron/nas,plated iron-zinc,carbon>=0.04%,thick<=1.5mr	21 764	635 710	19 479	395 159
7212401000	Flat-rolled,iron/nas,coated plastic,painted,varnished,hoop&strip,v	788 130	3 731 675	632 665	3 645 211
7212402000	Flat-rolled,iron/nas,coated plastic,painted,varnished,thick<=1.5mr	42 750	245 661	42 864	250 692
7212409000	Flat-rolled iron/not alloy, other shape,painted, varnished/coated v	1 727 200	16 325 284	3 000 041	26 052 067
7212501100	Hoop,strip iron/not alloy, width<400 mm,coated with chromium	340	3 577	1 798	22 267
7212501900	Flat-rolled iron/not alloy, otherwiseplated or coated	71 188	591 894	109 994	1 057 006
7212502100	Hoop,strip iron/not alloy, width<400 mm,coated with aluminium-z	4 818 535	6 408 926	3 859 236	5 281 977
7212502200	Flat-rolled iron/not alloy, carbon<0.6%,thick > 1.5 mm, coated alu	1 683 032	2 263 343	1 332 495	1 828 750
7212502900	Flat-rolled iron/not alloy, otherwiseplated or coated	5 149	10 731	12 496	42 115
7212509100	Other hoop,strip iron/not alloy, width<400 mm	438 476	443 565	358 360	376 705
7212509200	Other flat-rolled iron/not alloy,carbon<0.6%, thick > 1.5 mm	50 421	538 503	103 761	1 111 165
7212509900	Flat-rolled iron/not alloy, otherwiseplated or coated	130 055	1 410 821	129 195	1 508 529
7212601000	Hoop,strip iron/not alloy, clad width< 400mm	57 859	624 294	218 628	2 619 596
7212602000	Flat-rolled iron/not alloy, carbon<0.6%,thick > 1.5 mm, clad	252	10 788	1 042	29 381

I.3. IMPOR MENURUT KOMODITI / IMPORT BY HS COMMODITY
***** SEPTEMBER/SEPTEMBER 2014 *****

HS	Uraian Komoditi Commodity Description	Berat Bersih / Net Weight (Kg)		Nilai / Value C.I.F (US\$)	
		Bulan ini Current Month	Kumulatif Cum.Jan. to date	Bulan ini Current Month	Kumulatif Cum.Jan. to date
7212609000	Flat-rolled iron/not alloy, clad	149 413	406 753	74 854	318 748
7213100000	Containing indentations,ribs,grooves ofcircular crosssection <= 50	0	28 906	0	59 471
7213200000	Other bars, rods, hot-rolled , in irreg.of free-cutting steel	213 534	1 072 740	443 361	2 105 835
7213911000	Bar,hot-roll,irreg. wound coil,iron/non-alloy steel,less 14mm,for sc	0	314 847	0	213 745
7213912000	Bar,hot-roll,irreg. wound coil,iron/non-alloy steel,less 14mm,for cr	0	1 420 434	0	24 982 509
7213919000	Oth Bar,hot-roll,irreg. wound coil,iron/non-alloy steel,oth free-cut	9 536 078	69 611 505	7 227 408	53 269 198
7213999000	Oth Bar,hot-roll,irreg. wound coil,iron/non-alloy steel,circular less	2 123 160	12 794 801	2 155 319	13 490 144
7214101100	Oth bars,rods of iron, non-alloy steelforged,carbon<0.6%,circlr cro	997 089	5 971 244	905 512	4 750 761
7214101900	Oth bars,rods of iron, non-alloy steelforged,carbon<0.6%,not circu	591 302	2 547 860	821 032	4 091 135
7214102100	Oth bars,rods of iron, non-alloy steelforged,carbon>=0.6%,circlr cr	91 498	202 333	70 979	180 136
7214102900	Oth bars,rods of iron, non-alloy steelforged,carbon >= 0.6%,not cir	3 960	590 514	23 231	640 415
7214203100	Cont. indentation,rib,groove,carbon<0.6%circ. cross-section,for co	0	186 309	0	165 114
7214203900	Cont. indentation,rib,groove,carbon<0.6%circ. cross-sect. not for c	5 051	5 058	7 577	12 841
7214204900	Cont. indentation,rib,groove,carbon<0.6%not circ.cros.sec.not for	0	120 985	0	140 087
7214205900	Cont.indentation,rib,groove,carbon>=0.6%circ. cross-sect. not for	0	127	0	5 434
7214206900	Cont.indentation,rib,groove,carbon>=0.6%not circ.cros.sec.not for	4 481	294 932	2 407	274 490
7214300000	Other bars & rods, not forged, of free-cutting steel	134 279	821 995	158 363	1 099 866
7214911010	Concrete steel, hot-rolled,hot-drawn ,hot-extruded, carbon < 0.6%	603 696	7 027 611	287 667	2 910 685
7214911020	Shaft bars, manganese steel, hot-rolled,hot-drawn, hot-extruded, i	141 077	1 086 862	278 501	2 241 375
7214911090	Other bars & rods, hot-rolled,hot-drawn or hot-extruded, carbon <	452 403	3 426 737	398 044	3 314 539
7214912010	Concrete steel, hot-rolled,hot-drawn ,hot-extruded, carbon >= 0.6	193 144	1 410 254	213 762	2 373 343
7214912020	Shaft bars, manganese steel, hot-rolled,hot-drawn, hot-extruded, i	13 183	33 146	7 806	78 998
7214912090	Other bars & rods, hot-rolled,hot-drawn or hot-extruded, carbon >	534 427	1 665 283	781 491	1 858 566
7214991010	Carbon,oth than of circular cross-section: concrete steel	1 663 320	12 641 517	927 021	7 677 579
7214991020	Carbon, other than of circular cross-section:shaft bars; manganese	264 420	1 849 865	621 945	3 875 866
7214991090	Oth. carbon, other than of circularcross-section	0	17 299	0	55 175
7214999020	Oth. carbon, other than of circularcross-sect:shaft bars; manganes	7 630 070	59 652 607	7 374 508	60 394 961
7214999090	Oth.Than Concrete steel. Shaft bars,manganes steel	76 551	956 572	77 925	1 066 459
7215100000	Oth bars & rods of iron/non-alloy steelfree-cutting steel,cold-form	504 807	4 220 586	822 821	6 999 627
7215501000	Oth bars & rods of iron/non-alloy steelcontaining by weight 0.6% c	363 472	1 584 343	579 579	2 122 420
7215509900	Oth bars & rods of iron/non-alloy steel,cont.carbon<0.6%,not for c	1 400 871	5 713 586	3 121 212	10 828 364
7215901000	Oth Mangan steel/shaft bars,containingby weight less than 0.6% o	0	735 727	0	183 437
7215909000	Manganese steel/shaft bars,containing byweight less than 0.6% of	456 594	3 514 749	424 348	3 585 625
7216100000	U, i or h sections , not further workedthan hot-rolled, of a height <	42 979	2 045 208	74 377	2 640 364
7216210000	L section of iron/non-alloy steel, notworked than hot-rolled,of a h	345 916	4 239 005	324 220	3 409 574
7216220000	T section of iron/non-alloy steel, notworked than hot-rolled,of a h	836	267 558	6 267	245 689
7216310000	U, I or H sections, not further workedU sections	826 580	6 201 634	497 632	5 143 328
7216320000	U, I or H sections, not further workedI sections	937 080	8 090 267	567 005	5 090 812
7216330000	U, I or H sections, not further workedH sections	4 402 287	30 034 074	3 552 627	24 955 603
7216400000	L/T sect,not further work than hot-rollhot-drawn/extrud,a height c	1 020 248	15 680 873	579 486	10 132 118
7216501000	Oth angles,shapes§ions,not furtherof a height of less than 80	400 626	1 714 857	290 992	1 577 440
7216509000	Oth angles, shapes & sect,not further ofa height of more than 80 r	1 689 563	19 511 329	1 372 360	17 358 592
7216610000	Angles,shapes§ions,not worked thancold-formed,obtain from	357	4 309	469	21 495
7216690000	Angle,shape§,not workthan cold formtho than obtain from fla	427 665	3 339 526	639 818	5 572 007
7216910000	Oth angles,shapes§,not further workcold form/finish from fla	173 085	634 010	121 229	512 406
7216990000	Oth angles,shapes§,not further workoth than cold form/finish	679 000	9 585 689	602 408	8 133 524
7217101000	Wire of iron/non-alloy steel,not platd/coated,cont.carbon < 0.25%	5 132 501	23 207 986	1 529 795	8 208 395
7217102200	Wire: bead,flat hard steel reed,prestresconcrete steel,0.25%>cont	161 528	1 349 525	268 701	2 032 649
7217102900	Other wire of iron or non-alloy steel,not plate/coated, 0.25% =< ca	661 773	14 751 275	590 824	12 268 115
7217103110	Prestressed concrete steel wire,contain carbon>=0.6% by weight	41 256	931 188	42 405	841 134
7217103190	Wire: spokes,bead,reed,free cut.steelcontain carbon>=0.6% by we	24 260	304 703	149 055	519 859
7217103900	Other wire of iron or non-alloy steel,not plated/coated, cont. carb	1 150 717	8 734 511	951 968	8 295 043
7217201010	Wire of iron/non-alloy steel,plated w/zinc > 240gr/m2, cont.carbo	453 044	2 853 942	361 623	2 467 547
7217201090	Wire of iron/non-alloy steel,plated w/zinc <= 240gr/m2, cont.carb	2 848 969	11 368 949	998 976	4 124 356
7217202000	Wire of iron/non-alloy steel,plated w/zinc,cont.carbon>0.25% & <	0	187 121	0	776 963
7217209100	High carbon steel core wire,for almiumconductors steel reinforce	358	9 761	56 903	702 018
7217209900	Oth than high carbonsteel core wire,foraluminium conduct steel re	244 729	1 492 591	523 958	4 365 595
7217301100	Wire of iron/non-alloy steel,plated orcoated with tin,cont.carbon .	117	197	485	2 260
7217301900	Wire of iron/non-alloy steel,plated orcoated with out tin,cont.cart	2 455	67 039	20 213	193 160
7217302900	Wire of iron/non-alloy steel,plated orcoated w/out tin,cont.0.25%	3 349	12 643	38 577	137 361
7217303110	Copper alloy coated w/brass of pneumaticrubbers tyre	1 147 857	16 217 339	1 344 480	20 774 406
7217303190	Copper alloy coated with other copperalloys of pneumatic rubbers	921 840	7 319 945	1 012 541	8 284 240
7217303200	Wire of iron/non-alloy steel,plated/coatwith tin, cont.carbon>=0.6	470 285	3 337 185	515 497	3 679 767
7217303900	Wire of iron/non-alloy steel,plated/coatwi/out tin & copper, cont.	88 302	2 144 706	265 557	3 790 183

I.3. IMPOR MENURUT KOMODITI / IMPORT BY HS COMMODITY
***** SEPTEMBER/SEPTEMBER 2014 *****

HS	Uraian Komoditi Commodity Description	Berat Bersih / Net Weight (Kg)		Nilai / Value C.I.F (US\$)	
		Bulan ini Current Month	Kumulatif Cum.Jan. to date	Bulan ini Current Month	Kumulatif Cum.Jan. to date
7217901000	Oth wire iron/non-alloy steel,plate/coatwith other metals, 0.25%<	149 043	1 119 974	209 126	1 624 860
7217909000	Oth wire iron/non-alloy steel,plate/coatwith other metals, 0.25%>	47 867	213 654	98 128	661 581
7218100000	Ingots & oth primary forms of stainlesssteel	1 322	102 302	7 589	337 480
7218910000	Semi-finished prod.of stainless steel ofrectangulr (not square) cros	4 370	111 064	13 537	184 473
7218990000	Oth semi-finished prod.of stainlesssteel	520 932	4 508 145	4 457 172	34 492 858
7219110000	Flat-roll prod of stainless steel,hotrolled,in coil of a thick exceed 1(16 646	116 756	57 315	291 258
7219120000	Flat-roll prod of stainless steel,hotroled,in coil of a 4.75mm=<thick	271 286	5 284 064	672 201	10 144 049
7219130000	Flat-roll prod of stainless steel,hotrolled,in coil of a 3mm<=thick<=	4 098 758	53 354 704	7 776 767	87 751 034
7219140000	Flat-roll prod of stainless steel,hotrolled,in coil of a thickness<=3m	2 442 701	31 854 716	3 433 458	41 550 957
7219210000	Flat-roll prod of stainless steel,hotrolled,not in coil of a thick > 10n	407 143	5 254 516	1 000 996	10 919 443
7219220000	Flat-roll prod of stainless steel,hotroll,not in coil of 4.75mm=<thick	1 610 030	13 280 705	3 864 966	29 515 680
7219230000	Flat-roll prod of stainless steel,hotroll,not in coil of a 3mm<=thick<	699 640	8 041 922	1 414 348	16 696 672
7219240000	Flat-roll prod of stainless steel,hotrolled,not in coil of a thickness<	102 153	1 076 468	105 441	1 450 187
7219310000	Flat-rolled prod.of stainless steel,cold rolled, of a thickness >= 4.75	10 664	150 229	26 846	384 296
7219320000	Flat-rolled prod.of stainless steel,cold rolled, 3 mm =< thickness <	131 872	2 019 731	392 919	5 031 266
7219330000	Flat-rolled prod.of stainless steel,cold rolled, 1 mm < thickness < 3	4 087 094	31 140 340	7 013 080	55 013 354
7219340000	Flat-rolled prod.of stainless steel,cold rolled, 0.5 mm =< thickness	2 936 570	19 153 761	5 432 026	34 866 420
7219350000	Flat-rolled prod.of stainless steel, ofa thickness < 0.5 mm	1 202 751	7 371 344	2 243 143	14 259 041
7219900000	Oth flat-roll prod.of stainless steel,thick>=1.5mm & <125mm patte	274 939	8 632 964	372 430	8 831 909
7220111000	Hoop & strip of stainless steel, hotrolled,of a thick >= 4.75 mm,wic	206 410	1 505 807	503 916	3 075 070
7220119000	Hoop & strip of stainless steel, hotroled,of a thick >= 4.75 mm,wid	568 655	16 319 467	1 185 585	13 972 265
7220121000	Hoop & strip of stainless steel, hotrolled,of a thick < 4.75 mm,widt	114 282	296 609	263 936	887 009
7220129000	Hoop & strip of stainless steel, hotrolled,of a thick < 4.75 mm,widt	127 224	710 197	580 180	6 769 941
7220201000	Hoop & strip of stainless steel, coldrolled, width < 400mm	168 942	1 047 143	662 804	5 132 212
7220209000	Hoop & strip of stainless steel, coldrolled, width>400mm	252 475	2 593 879	645 854	5 785 582
7220901000	Hoop & strip of stainless steel, notcold rolled, width < 400mm	28 103	221 893	385 225	2 167 382
7220909000	Hoop & strip of stainless steel, notcold rolled, width > 400mm	302 416	8 448 599	894 493	14 576 121
7221000000	Bars & rods, hot-rolled,in irregularlywound coils, of stainless steel.	536 824	3 728 731	958 449	5 512 972
7222110000	Bars,rods, hot-rolled, in irregularly ofcircular cross-section	316 253	2 703 908	453 327	4 292 060
7222190000	Bars,rods, hot-rolled, in irregularly ofnot circular cross-section	1 097 147	10 608 905	1 233 916	9 980 466
7222201000	Bars,rods, cold-formed or cold-finishedof circular cross-section	185 756	1 628 420	752 719	7 142 875
7222209000	Bars,rods, cold-formed or cold-finishedof not circular cross-sectior	161 821	1 928 280	938 268	6 923 472
7222301000	Other bars and rods of circular cross-section	62 006	382 642	105 851	598 775
7222309000	Other bars and rods of not circularcircular cross-section	3 542 891	7 248 142	3 691 615	10 234 539
7222401000	Angles,shapes§ions,not further workthan hot-rolled,hot-draw	24 453	427 790	72 327	1 059 486
7222409000	Angles,shapes§ions, further workedthan hot-rolled,hot-drawr	516 320	2 490 483	771 019	3 717 070
7223000000	Wire of stainless steel having a cross-sectional dimension exceedir	1 172 260	10 083 434	5 143 191	38 695 303
7224100000	Ingots & oth primary forms of oth alloysteel	5 246 620	6 501 508	2 625 881	4 087 463
7224900000	Semi-finished prod. of oth alloy steel	5 449 496	34 317 688	4 815 479	28 648 153
7225110000	Grain-oriented of silicon-elect steel awidth of 600 mm or more.	33 654	7 442 901	63 538	11 974 229
7225190000	Oth than Grain-orient of silicon-electsteel a width of 600 mm or m	477 518	18 439 092	450 061	17 302 099
7225301000	Flat-roll high speed steel,width>=600mm,not further worked than	0	1 912 511	0	1 105 182
7225309000	Flat-roll not high speed steel,w.>=600mmnot further worked than	3 111 674	21 248 827	2 822 979	18 475 631
7225401000	Flat-roll high speed steel,width>=600mm,not further work th hot-r	86 964	29 951 237	127 323	18 854 922
7225409000	Flat-roll not high speed steel,w.>=600mmnot further work th hot-r	1 795 576	27 698 004	1 583 989	30 293 180
7225501000	Flat-roll high speed steel,width>=600mm,not further worked than	329 790	527 637	335 841	611 453
7225509000	Flat-roll not high speed steel,w.>=600mmnot further worked than	11 384 006	117 781 778	9 046 366	92 789 040
7225919000	Oth flat-roll not hi.sped stel,w.>=600mmelectrolytically plated/coa	1 030 936	9 774 682	1 115 578	9 005 045
7225929000	Oth flat-roll not hi.sped stel,w.>=600mmotherwise plated or coate	1 480 720	36 783 528	1 381 790	27 453 276
7225991000	Oth flat-roll high speed steel,w.>=600mmotherwise plated or coat	0	609 580	0	532 506
7225999000	Oth flat-roll not hi.sped stel,w.>=600mmotherwise plated or coate	79 156	29 585 343	90 614	28 861 630
7226111000	Hoop & strip, grain-oriented of siliconelectrical steel, of a width <=	457 995	1 482 005	1 036 206	2 897 670
7226119000	Hoop & strip, grain-oriented of siliconelect steel, of a width >400 r	18 554	4 629 338	35 038	9 626 392
7226191000	Hoop,strip,oth than grain-orient ofsilicon elect steel,of a width<= 4	85 483	938 090	350 821	2 203 427
7226199000	Hoop,strip,oth than grain-orient ofsilicon elect steel,of width>400l	137 400	2 027 243	132 347	3 309 379
7226201000	Hoop & strip of high speed steel of awidth <= 400 mm	0	572	0	11 935
7226209000	Hoop & strip of high speed steel of awidth > 400 mm, < 600mm	0	35 944	0	99 469
7226911000	Hoop,strip of oth alloy steel,hot rolledof a width <= 400 mm	154 324	1 232 336	311 857	2 386 466
7226919000	Hoop,strip of oth alloy steel,hot rolledwidth >400 mm, <=600mm	0	2 453 090	0	3 416 566
7226921000	Hoop,strip of oth alloy steel, coldrolled, of a width <= 400 mm	0	321 835	0	857 612
7226929000	Hoop,strip of oth alloy steel, coldrolled, width >400 mm, <= 600m	172 744	3 434 838	1 563 181	10 648 159
7226991100	Hoop & strip of oth alloy steel, width<= 400 mm,not further work	0	9 163	0	39 579
7226991900	Not hoop&strip of oth alloy steel, width<= 400 mm,not further wc	0	548 525	0	528 503
7226999100	Hoop&strip of oth alloy steel, w.>400mm&<= 600mm,plated/coat	130	18 018	4 480	53 738

I.3. IMPOR MENURUT KOMODITI / IMPORT BY HS COMMODITY
***** SEPTEMBER/SEPTEMBER 2014 *****

HS	Uraian Komoditi Commodity Description	Berat Bersih / Net Weight (Kg)		Nilai / Value C.I.F (US\$)	
		Bulan ini Current Month	Kumulatif Cum.Jan. to date	Bulan ini Current Month	Kumulatif Cum.Jan. to date
7226999900	Hoop&strip of oth alloy steel, w.>400mm&<= 600mm,plated/coat	853 613	8 883 642	466 932	7 251 016
7227100000	Bars & rods, hot-rolled, in irregularlywound coils, of high speed ste	0	51 390	0	331 267
7227200000	Bars & rods, hot-rolled, in irregularlywound coils, of silico-mangan	1 037 259	22 493 474	649 324	13 919 099
7227900000	Oth bars & rods, hot-rolled, inirregularly wound coils	15 634 575	437 028 941	11 175 224	254 376 057
7228101000	Bars & rods, of high speed steel, ofcircular a cross-section	539	74 069	545	576 467
7228109000	Bars & rods, of high speed steel,not ofcircular a cross-section	150 210	449 285	776 163	1 944 037
7228201100	Bars&rods,silico-mangan steel,circular across-section,hot-roll/drav	3	139 864	141	132 831
7228201900	Bars&rods,silico-mangan steel,circularcross-section,not hot-roll/dr	0	1 567 027	0	1 654 083
7228209100	Bar&rod,silico-mangan steel,not circularcross-section,hot-roll/dra	0	48 670	0	71 016
7228209900	Bar&rod,silico-mangan steel,not circularcross-section,not hot-roll/	155 595	1 401 365	333 630	3 475 872
7228301000	Oth bars&rods,of silico-manganese steelof circular cross-section	5 347 657	76 264 128	6 273 850	78 209 261
7228309000	Oth bars&rods,of silico-manganese steelnot of circular cross-secti	4 551 407	102 108 254	5 423 684	102 286 500
7228401000	Oth bars,rods,not further worked thanforget, of circular cross-sect	0	788 065	0	2 070 464
7228409000	Oth bars,rods,not further worked thanforget, not of circular cross-	7 314	4 684 338	7 669	5 278 244
7228501000	Oth bars,rods,not formed/cold finishedof circular cross-section	621 739	5 983 936	1 328 164	13 055 384
7228509000	Oth bars,rods,not formed/cold finishednot of circular cross-section	1 978 499	29 594 478	1 718 676	25 633 536
7228601000	Other bars and rods : of circular cross-section	32 900	2 171 032	40 569	4 034 034
7228609000	Other bars and rods : not of circularcross-section	121 871	6 531 222	170 278	7 448 466
7228701000	Angles,shapes§ions,oth bars&rods,cross-section,hot-roll/drav	475 214	161 312 730	209 176	88 226 237
7228709000	Angles,shapes§ions,oth bars&rods,cross-section,not hot-roll/c	188 701	73 257 867	180 050	44 675 623
7228801100	Hollow drill bars,rods, weight >=0.6% ofcircular cross-section	36 527	268 494	187 546	1 325 231
7228801900	Hollow drill bars,rods, weight >=0.6%not of circular cross-section	16 180	109 643	11 310	124 400
7228809000	Oth. Hollow drill bars and rods	61 462	1 868 334	93 483	2 874 110
7229200000	Wire of silico-manganese steel	169	1 344 994	1 594	1 407 196
7229901000	Wire of other alloy steel. of high speedsteel	73 091	4 036 948	124 010	3 644 128
7229909010	Wire of other alloy steel. not of highspped steel,chromium>=0.5%	270 272	5 579 237	571 439	11 948 764
7229909090	Wire of other alloy steel. not of highspped steel,chromium<0.5%	2 449 275	21 147 893	3 583 553	30 734 917
7301100000	Sheet piling of iron or steel	3 260 022	16 694 311	2 385 668	13 045 464
7301200000	Angles, shapes and sections of iron orsteel	47 550	201 063	53 659	1 983 052
7302100000	Rails of iron or steel	2 954 637	22 984 816	2 911 978	21 161 976
7302300000	Switch-blades, crossing frogs,point rodsand other crossing pieces	797	2 938 800	15 794	4 676 131
7302400000	Fish-plates and sole plates of iron orsteel	29 996	1 725 529	56 115	1 952 914
7302901000	Sleepers, of iron or steel	560	39 396	723	394 938
7302909000	Other than sleepers, of iron or steel	717 382	2 898 088	1 453 442	8 540 431
7303001100	Hubless tubes and pipes	121 897	1 033 007	206 102	2 287 152
7303001900	Tubes and pipes with hub	405 666	8 320 006	429 622	8 425 051
7303009010	Hollow profiles, of cast iron with anexternal diameter < =100 mm	439 404	1 847 277	375 309	2 084 354
7303009090	Hollow profiles, of cast iron with anexternal diameter > 100 mm	896 066	6 691 527	3 028 175	14 967 808
7304110000	Tubes, pipes and hollow profiles,seamless, of stainless steel	694 309	5 506 669	1 851 579	20 805 950
7304190000	Oth.tube,pipe&hollow profile,seamless,line pipe of a kind use for c	13 059 134	115 985 819	24 238 859	151 534 202
7304220010	Oth.tube,pipes&hollow profile,seamless,unfinished drill pipe (gree	301	195 647	2 386	723 185
7304220090	Oth.tube,pipes&hollow profile,seamless,unworked pipe end	228 949	2 515 505	895 262	2 670 300
7304230010	Unfinished drill pipe (green pipe) withyield strength less than 75,0	0	1 000 922	0	1 913 298
7304230090	Oth. unfinished drill pipe (green pipe)	1 359 990	17 832 294	3 412 272	26 197 075
7304240010	Unfinsh case&tube, yield strgh<75000Psioth.of stanlss stel for drill	1 023 075	6 972 259	4 962 837	23 914 662
7304240090	Oth.unfinish casetube&unworked pipe endwith yield strength less	997	1 410 514	24 195	1 721 519
7304290010	Unfinsh casetube&unworked pipe end withyield strength less than	14 259 267	226 331 909	37 323 649	355 813 102
7304290090	Oth.unfinsh casetube&unworked pipe endwith yield strength less	3 067 468	16 737 681	3 012 118	30 953 868
7304311000	Drillrod casing&tubing,w/pin&box thread,cold-drawn/rolled,circul	46 647	695 352	168 132	1 611 316
7304312000	High-pressure pipe,cold-drawn/rolled,circular cross-section,iron/a	952	331 494	9 874	895 601
7304314000	Circular cross-section,iron/non-alloysteel,diameter<140mm&carb	54 555	170 671	80 517	207 304
7304319000	Circular cross-section,iron/non-alloysteel,diameter>=140mm&carl	1 830 542	15 814 717	3 353 926	30 956 152
7304392000	Oth circ.cross-section,iron/non-alloy,high-pressure pipe	16 950	35 683	17 362	68 151
7304394000	Oth circ.cross-section,iron/non-alloy,steel,diameter<140mm&cart	0	253 827	0	526 038
7304399000	Oth circ.cross-section,iron/non-alloy,steel,diameter>=140mm&car	1 075 353	8 117 457	1 968 985	20 700 408
7304410000	Cold-drawn or cold-rolled (cold-reduced)stainless steel	124 048	1 355 670	889 108	15 130 829
7304490000	Oth. Cold-drawn or cold-rolled (cold-reduced) stainless steel	178 334	2 884 863	610 350	17 473 978
7304511000	High press. conduits,of circular cross-sect.of oth alloy steel,cold ro	10 735	69 936	39 932	269 689
7304519000	Oth tubes/pipes/hollow profiles,seamlesscold rolled,crclr c-s of otl	53 454	249 668	370 059	1 342 570
7304590000	Oth.Drill rod casing&tubing with pin§.of oth alloy steel,cold rc	412 844	5 247 812	1 039 571	17 272 610
7304901000	Oth tubes/pipes/hollow profiles,seamlesshigh-pressure pipe	288 101	3 759 085	1 024 291	9 321 867
7304903000	Oth tubes/pipes/hollow profiles,seamlesssteel,diameter<140mm&	1 975	89 661	5 781	244 594
7304909000	Oth tubes/pipes/hollow profiles,seamlesssteel,diameter>=140mm	2 075 370	14 649 659	3 929 217	39 960 770
7305110000	Lines pipe, for oil or gas longitudinalallsubmerged arc welded of iron	3 021 648	35 269 793	3 165 332	36 685 037

I.3. IMPOR MENURUT KOMODITI / IMPORT BY HS COMMODITY
***** SEPTEMBER/SEPTEMBER 2014 *****

HS	Uraian Komoditi Commodity Description	Berat Bersih / Net Weight (Kg)		Nilai / Value C.I.F (US\$)	
		Bulan ini Current Month	Kumulatif Cum.Jan. to date	Bulan ini Current Month	Kumulatif Cum.Jan. to date
7305121000	Electric Resistance Welded (FRW), usedfor oil/gas pipe,external di:	41 054	5 915 032	51 856	5 522 156
7305129000	Oth longitudinally welded, used for oilor gas pipe, external diamet	1 479	2 721 954	1 760	2 585 975
7305191000	Oth line pipe iron/steel for oil,exter.diam.>406.4mm,spiral/helical	0	3 127	0	13 110
7305199000	Oth line pipe iron/steel for oil,exter.diam.>406.4mm,not spiral/he	49 882	483 306	29 331	3 742 495
7305200000	Casing of iron/steel used in drillingfor oil/gas external diameter 40	0	153 926	0	1 427 576
7305311000	Lines pipe, for oil or gas longitudinalwelded,stainless steel pipes&	7 112	917 865	128 897	43 164 182
7305319000	Lines pipe, for oil or gas longitudinalwelded,not stainless steel pip	41 523	6 999 637	322 485	36 534 567
7305391000	Oth.lines pipe,for oil/gas longitudinalwelded,high-pressure pipe	0	467	0	12 861
7305399000	Oth.lines pipe,for oil/gas longitudinalwelded,not high-pressure pip	0	52 096	0	68 747
7305900000	Oth.lines pipe,for oil/gas longitudinalalloth.stainless steel pipes & tu	0	32 385	0	2 976 720
7306111000	Line pipe,use for oil/gas pipeline,weldeoof stainless steel,Electric Re	0	354 062	0	1 802 567
7306112000	Line pipe,use for oil/gas pipeline,weldestainless steel,spiral/helical	0	24 204	0	217 995
7306119000	Line pipe,use for oil/gas pipeline,weldeoof other steel	17 585	961 154	101 677	6 167 423
7306191000	Oth line pipe use for oil/gas pipe weldeoht stainless steel,electron	18 963	5 851 775	16 334	5 375 169
7306192000	Oth line pipe use for oil/gas pipe weldeoht stainles stel,spiral/helic	29 850	92 470	34 026	119 861
7306199000	Oth line pipe use for oil/gas pipe weldeoht stainles stel,not ERW&	156 120	664 409	778 361	3 164 257
7306210000	Casing&tubing of a kind use in drillingwelded, of stainless steel	73 542	245 787	271 960	1 213 131
7306290000	Oth.casing&tubing of a kind use in drilling,welded,of stainless stee	104 080	8 644 896	422 521	12 725 806
7306301010	Boilr tube weld,of circulr cross-sect ofiron/non ally stel intrnl diam	180 045	1 953 235	840 722	2 846 136
7306301020	Boilr tube weld,of circulr cross-sect ofiron/non ally stel intrnl diam	261 981	380 125	548 711	925 563
7306302010	Boilr tube weld,of single/double walled,coppr plate,intrnl diamtr<	255 445	7 383 005	941 471	59 032 114
7306302020	Boilr tube weld,of single/double walled,coppr plate,intrnl diamtr>	34 190	475 793	90 293	1 032 973
7306303000	Boilr tube weld,of single/double walled,coppr plate,sheath pipe fo	1 738	40 507	10 598	184 021
7306304010	Oth welded,sircular cross-saction,highpressure pipe,intrnl diamtr<	1 240	9 751	12 995	27 373
7306304090	Oth welded,sircular cross-saction,highpressure pipe,intrnl diamtr>	402	39 557	1 648	61 573
7306309010	Oth.boilr tube weld,of single/doublewelled,coppr plate,intrnl diamr	124 995	1 381 713	714 971	7 415 107
7306309090	Oth.boilr tube weld,of single/doublewalled,coppr plate,intrnl diamr	3 430 178	19 160 597	3 025 864	20 912 261
7306401010	Oth.weld,of circulr cross-section ofweld boilr tube w intrnl diamtr:	0	15 498	0	282 420
7306401020	Oth.weld,of circulr cross-section ofweld boilr tube w intrnl diamtr:	26	47 693	32	397 228
7306402000	Welded boiler tubes of stainless steelwith internal diametre >12.5	242 739	1 707 241	710 095	4 050 828
7306403000	St'less steel pipes & tubes welded ofcirclr cross sec. w extrl dmtr>	0	178 520	0	3 415 464
7306409000	Oth,not welded of circular cross sect.with internal diameter > 12,5	1 060 736	10 323 836	2 634 654	21 179 684
7306501010	Oth.boilr tube,weld,of circlr cross-sectn,oth alloy steel int.dmtr<=1	191	56 800	2 027	78 054
7306501020	Oth.boilr tube,weld,of circlr cross-sectn,oth alloy steel int.dmtr>1	0	61 693	0	313 160
7306509010	Oth.boilr tube,weld,of circlr cross-high pressure conduits	0	140 143	0	1 608 929
7306509090	Oth.boilr tube,weld,of circlr cross-highpressure conduits	617 324	1 484 681	2 532 680	4 393 513
7306610010	Oth.boilr tube,weld,square/rectangularcross sectin,with int.diamtr	2 659	824 149	5 107	898 174
7306610090	Oth.boilr tube,weld,square/rectangularcross sectin,with int.diamtr	2 609 657	18 447 117	1 993 864	13 573 695
7306690010	Oth.boilr tube,non circulr crss-sectionwith internal diameter<=12,5	6	6 589	1 438	25 023
7306690090	Oth.boilr tube,non circulr crss-sectionwith internal diameter>12,5	0	11 283	0	68 666
7306901010	Bundy-weld pipes and tubes,with internaldiameter <= 12,5mm	115	123 651	8 890	289 963
7306901090	Bundy-weld pipes and tubes,with internaldiameter > 12,5mm	0	4 840	0	33 144
7306909010	Oth.thn bundy-weld pipes & tubes, withinternal diameter <= 12,5r	5 313	80 384	81 860	938 303
7306909090	Oth.thn bundy-weld pipes & tubes, withinternal diameter > 12,5m	866 879	5 326 823	1 227 917	9 080 790
7307111000	Cast fitting of non-malleable cast ironhubless tube or pipe fittings	51	73 087	1 456	191 444
7307119000	Cast fitting of non-malleable cast iron tube or pipe fittings with hut	21 050	126 446	176 349	1 385 792
7307190000	Cast fitting of other than non-malleablecast iron	152 087	770 542	553 539	3 261 603
7307211000	Oth pipe of stainless steel flangesinternal diameter<15cm	18 018	265 961	254 344	2 022 232
7307219000	Oth pipe of stainless steel flangesinternal diameter>=15cm	192 191	2 644 860	1 673 899	19 285 286
7307221000	Oth pipe,stainless steel threaded ellbow,bends&sleeves,internal d	4 511	101 173	109 674	2 095 349
7307229000	Oth pipe,stainless steel threaded ellbow,bends&sleeves,internal d	78 323	1 835 608	883 734	10 384 312
7307231000	Oth pipe,stainless steel butt welding,fittings, internal diameter<15	44 047	614 254	228 827	3 239 369
7307239000	Oth pipe,stainless steel butt welding,fittings, internal diameter>=1	1 063 566	7 996 793	4 097 833	32 229 246
7307291000	Oth stainlss steel oth.than flanges,butt welding,threaded elbow,be	23 921	2 758 032	320 778	2 605 158
7307299000	Oth stainlss steel oth.than flanges,butt welding,threaded elbow,be	627 351	9 806 897	3 695 515	39 829 180
7307911000	Oth tube or pipe fittings flanges,internal diameter<15cm	357 947	3 242 405	690 671	6 667 396
7307919000	Oth tube or pipe fittings flanges,internal diameter>=15cm	1 137 216	10 318 553	2 527 296	23 733 098
7307921000	Oth tube/pipe fittings threaded elbows,bends&sleeves,internal di:	13 777	151 143	137 823	1 120 336
7307929000	Oth tube/pipe fittings threaded elbows,bends&sleeves,internal di:	138 128	870 404	407 925	5 681 494
7307931000	Oth tube/pipe fittings,butt weldingfittings,internal diameter<15cr	251 865	3 027 146	371 034	5 332 613
7307939000	Oth tube/pipe fittings,butt weldingfittings,internal diameter>=15c	927 205	7 140 880	5 013 871	31 555 517
7307991000	Oth tube/pipe fittings,not butt welding/flanges/elbows,internal di:	129 059	1 088 452	1 763 028	12 718 378
7307999000	Oth tube/pipe fittings,not butt welding/flanges/elbows,internal di:	502 956	5 362 295	3 545 755	48 216 645
7308101000	Bridges and bridge sect. w prefab'tedtype joined by shear connect	5 972	8 556 631	10 197	28 621 412

I.3. IMPOR MENURUT KOMODITI / IMPORT BY HS COMMODITY
***** SEPTEMBER/SEPTEMBER 2014 *****

HS	Uraian Komoditi Commodity Description	Berat Bersih / Net Weight (Kg)		Nilai / Value C.I.F (US\$)	
		Bulan ini Current Month	Kumulatif Cum.Jan. to date	Bulan ini Current Month	Kumulatif Cum.Jan. to date
7308109000	Other bridges and bridge sections	208 307	2 765 909	571 530	6 123 618
7308201100	Towers with prefabricated modular typejoined by shear connector	0	1 537 823	0	2 601 132
7308201900	Other towers	1 078 537	4 203 662	1 609 500	13 084 741
7308202100	Lattice masts w prefabricated modular type joined by shear connec	1 763	29 422	16 236	194 049
7308202900	Other lattice masts	838 511	23 307 733	1 400 072	67 341 068
7308300000	Doors, windows and their frames & threshold for doors	224 120	2 211 612	707 804	7 821 470
7308401000	Equip. for scaffolding w prefabricatedmodlr type joined by shear c	36 270	484 405	21 219	152 824
7308409000	Other equipment for scaffolding, shuttering, propping or pit propp	2 083 288	10 768 968	3 204 687	13 691 030
7308902000	Other, prefabricated modular type joinedby shear connectors	2 500 836	14 175 489	3 673 026	21 460 541
7308904000	Oth corrug,curved/bent galv'd plt f ass'bly.into undgrnd conduits&	95 325	373 988	171 617	1 310 960
7308905000	Other structures & parts of structures,rail for ships	8 703	69 221	10 065	53 516
7308906000	Other structures & parts of structures,perforated cable trays	55 251	395 115	174 188	1 574 425
7308909200	Other structures & parts of structures,guardrails	475 212	924 912	431 184	1 082 971
7308909900	Other structures & parts of structures,not guardrails	15 591 724	90 304 486	36 352 568	205 341 594
7309001100	Reservoir,tank,vat&similar,of iron/steel,cap.>300ltr,lined/heat-ins	5 157	673 693	51 230	1 919 109
7309001900	Reservoir,tank,vat&similar,of iron/steel,cap.>300ltr,not lined/hea	1 003 757	3 444 026	1 628 193	14 063 366
7309009100	Oth reservoi,tank,vat&similar,iron/steel,cap.>300ltr,lined/heat-ins	191 351	381 015	4 246 242	5 358 738
7309009900	Oth reservoi,tank,vat&similar,iron/steel,cap.>300ltr,not lined/hea	2 235 553	7 235 208	18 230 690	49 405 316
7310101000	Tank,cask,drum,can,boxe&similar,capacity>50L<=300L,of tinplat	11 404	249 122	26 432	906 347
7310109010	Tank,cask,drum,can,boxe&similar,cap.>50L<=300L,not tinplate,s	5 392	71 954	33 863	293 634
7310109020	Tank,cask,drum,can,boxe&similar,cap.>50L<=300L,not tinplate,s	156 207	460 232	1 053 982	1 864 200
7310109090	Tank,cask,drum,can,boxe&similar,cap.>50L<=300L,not tinplate,n	1 032 249	5 937 740	1 971 161	12 376 520
7310211010	Cans <1L,closed by soldering of iron/steel casting in the rough	7	350 285	25	1 146 832
7310211020	Cans <1L,closed by soldering of iron/steel forging or stamping in	2 379	6 370	18 313	30 538
7310211090	Oth.cans <1L,closed by soldering of iron/steel	56 827	500 542	399 326	1 898 865
7310219100	Oth.cans >1L < 50L,closed by soldering of iron/steel	50 747	546 635	168 846	2 210 230
7310219910	Cans >1L < 50L,closed by soldering of iron/steel casting in the rou	1 250	24 458	16 877	331 851
7310219920	Cans >1L < 50L,closed by soldering of iron/steel forging or stampi	0	18 013	0	52 213
7310219990	Oth.cans >1L < 50L,closed by soldering of iron/steel	163 385	720 106	464 080	2 283 852
7310291010	Cans <1L,not soldering of iron/steelcasting in the rough	80	80	175	175
7310291020	Cans <1L,not soldering of iron/steel forging or stamping in	0	5 081	0	23 321
7310291090	Oth.cans <1L,not soldering of iron/steel	157 187	1 096 354	575 586	3 980 692
7310299100	Oth.cans >1L < 50L,not soldering of iron/steel	3 447	280 475	18 834	2 360 577
7310299910	Cans >1L < 50L,not soldering of iron/steel casting in the rough	150	3 587	6 532	99 307
7310299920	Cans >1L < 50L,not soldering of iron/steel forging or stamping in	1 268	134 758	5 887	466 292
7310299990	Oth.cans >1L < 50L,not soldering of iron/steel	27 175	882 795	189 830	3 576 877
7311002100	Cont'ners for compressed/liquefied gasseamless stl cylinders, capa	87 150	685 101	151 401	1 576 962
7311002200	Cont'ners for compressed/liquefied gas,seamless stl cylinders,cap.	641 553	4 588 984	890 840	6 664 614
7311002900	Cont'ners for compressed/liquefied gasseamless stl cylinders,capa	1 004 012	3 861 897	3 137 756	16 387 337
7311009310	Other containers of iron or steel withcapacity<=7,3L	0	2 959	0	1 206
7311009390	Other containers of iron or steel withcapacity>7,3L<<30L	0	29 367	0	55 829
7311009400	Other containers of iron or steelcapacity>=30L<<110L	81 476	185 851	119 825	277 285
7311009900	Other containers of iron or steelcapacity>=110L	234 811	1 810 983	977 898	8 628 128
7312101000	Standed wr,ropes & cables for lockedcoil,flatt'ed strands&non rott	49 238	524 681	244 502	2 269 812
7312102000	Stranded wire,rope&cables by plated /coatd wth brass,& of a nom	1 100 290	8 760 536	2 116 260	18 076 751
7312109110	Other stranded wire, rope and cablesprestresed concrete strand w	595 152	9 785 500	473 510	8 035 250
7312109190	Other stranded wire, rope and cablesnot prestresed concrete strai	73 191	1 275 523	331 007	4 360 432
7312109900	Stranded wire, rope and cables withstranded wire of diameter of>	777 874	6 355 593	2 127 736	20 413 362
7312900000	Oth stranded wire, rope and cables,plaitd bnds,slings&of ir/stl not	632 805	2 538 262	1 519 879	6 797 823
7313000000	Barbed wr of iron/steel; twisted hoop &of a kind used f fencing of	293 877	2 581 454	782 698	2 499 767
7314120000	Woven cloth with endless bands formachinery, of stainless steel	7 225	61 995	118 319	1 243 340
7314140000	Woven cloth, of stainless steel	209 261	881 516	627 404	3 865 514
7314191000	Endless bands for machinery oth thn ofstainless steel	70	3 703	1 818	54 820
7314199000	Other woven cloth, not stainless steel	7 728	464 971	59 611	1 601 452
7314200000	Grill&fencing,welded at the intersect ofwr wth a max.sect.d>3mm	300 600	1 850 106	273 116	1 951 344
7314310000	Other grill, netting & fencing,welded atthe intersect.by pltd/coatd	794 094	7 057 810	449 132	7 080 309
7314390000	Oth grill, netting and fencing,welded atthe intersection	928 855	6 244 184	567 286	3 734 801
7314410000	Oth cloth, grill, netting and fencing byplated or coated with zinc	122 449	1 267 718	85 842	1 019 148
7314420000	Oth cloth, grill, netting and fencing bycoated with plastics	0	18 468	0	21 615
7314490000	Oth cloth, grill, netting and fencing	151 184	2 117 361	202 149	2 490 271
7314500000	Expanded metal	215 971	1 506 128	107 761	1 020 868
7315111000	Roller chain for bicycles of mild steel	1 033 500	10 106 361	2 394 901	17 190 131
7315119100	Oth mild steel for roller chain,transmispitch length>=6mm<<32mr	28 879	385 011	246 095	3 204 395
7315119900	Oth mild steel for roller chain,transmispitch length>32mm	544 470	3 745 155	1 512 263	13 179 147

I.3. IMPOR MENURUT KOMODITI / IMPORT BY HS COMMODITY
***** SEPTEMBER/SEPTEMBER 2014 *****

HS	Uraian Komoditi Commodity Description	Berat Bersih / Net Weight (Kg)		Nilai / Value C.I.F (US\$)	
		Bulan ini Current Month	Kumulatif Cum.Jan. to date	Bulan ini Current Month	Kumulatif Cum.Jan. to date
7315121000	Other roller chain of mild steel bicycle or motorcycle chain	124 304	1 784 349	328 740	3 710 996
7315129000	Other roller chain of mild steel not bicycle or motorcycle chain	969 238	4 708 456	2 552 526	13 127 324
7315191000	Roller chain part for bicycles of motorcycle chain	5 994	89 461	61 963	853 861
7315199000	Roller chain part not for bicycles of motorcycle chain	278 081	1 923 053	995 332	7 252 331
7315200000	Skid chain of mild steel	69 752	412 945	107 787	882 141
7315810000	Stud-link of mild steel	199 506	1 574 227	693 623	2 629 779
7315820000	Other, welded link of mild steel	351 522	2 672 801	304 902	5 444 161
7315891000	Other chain for bicycles of mild steel	232 525	2 062 909	1 568 437	13 846 699
7315899000	Other chain of mild steel not for motorcycles and bicycles	193 786	1 695 122	513 348	5 074 037
7315902000	Other parts of chain for motorcycles and bicycles	74 852	615 610	141 018	1 100 723
7315909000	Other parts of chain not for motorcycle and bicycles	140 660	501 588	584 434	3 619 891
7316000000	Anchors, grapnels and parts thereof, of iron or steel	578 651	4 315 641	1 439 996	11 352 159
7317001000	Wire nails	919 306	6 352 122	397 150	3 235 870
7317002000	Staples	413 846	3 107 059	362 126	2 483 619
7317009010	Dog spikes for rail sleepers, carding-tacks & similar articles, of iron or steel	6 129	479 062	4 726	810 624
7317009090	connector & anti-splitting, connector and Hob nails for footwear, of iron or steel	2 169 969	18 756 900	1 306 601	9 098 992
7318110000	Threaded articles for coach screws	149 992	1 284 018	197 518	2 174 290
7318120000	Other wood screws with an external diameter not exceeding 16 mm	220 690	1 066 881	320 800	1 842 633
7318130000	Screw hooks and screw rings with an external diameter not exceeding 16 mm	76 733	578 367	722 165	5 685 305
7318140000	Self tapping screw with an external diameter not exceeding 16 mm	462 646	4 008 564	793 997	7 374 050
7318150000	Screw metal with/without nuts/washers with an external diameter not exceeding 16 mm	5 074 761	40 987 569	23 729 491	216 301 808
7318160000	Nuts with an external diameter not exceeding 16 mm	1 513 149	12 541 099	8 362 283	74 253 957
7318190000	Other threaded articles of an external diameter not exceeding 16 mm	767 918	6 136 773	4 008 304	32 921 312
7318210000	Non threaded artic. for spring washers & lock washers with an external diameter not exceeding 16 mm	71 249	755 140	790 039	8 190 469
7318220000	Other washers with an external diameter not exceeding 16 mm	397 937	3 444 630	5 211 988	45 335 974
7318230000	Rivet with an external diameter not exceeding 16 mm	57 266	566 009	526 429	5 088 119
7318240000	Cotters & cotters pins with an external diameter not exceeding 16 mm	274 994	2 107 890	2 365 221	21 696 302
7318290000	Other non threaded articles with an external diameter <= 16 mm	1 937 010	14 215 426	11 411 894	92 978 828
7319400000	Safety pins	301 318	2 428 382	2 968 160	26 326 482
7319901000	Sewing, darning, and broderie needles	10 933	119 503	42 804	296 128
7319909000	Other needles, not for sewing	80 367	550 811	284 520	2 439 224
7320101100	Leaf springs & leaves for motor vehicles, >10 persons, gross weight >24T	25 391	1 193 211	350 940	5 240 055
7320101900	Leaf springs & leaves for motor vehicles, gross weight >24T	45 847	486 164	384 991	1 528 512
7320109000	Other leaf springs and leaves	192 665	859 962	922 731	7 458 813
7320201000	Helical springs for motor vehicles	158 245	1 684 177	1 669 255	16 534 542
7320209000	Other Helical springs for motor vehicles	480 646	2 000 985	2 521 724	16 255 734
7320901000	Other springs and leaves for motor vehicles	74 806	1 145 454	731 989	11 333 256
7320909000	Other springs and leaves	203 826	1 497 704	1 468 213	12 341 671
7321110000	Cooking appliances and plate warmers for gas fuel or for both gas and liquid fuel	139 973	1 677 121	694 589	7 592 581
7321120000	Cooking appliances and plate warmers with liquid fuel	69	136	4 551	4 898
7321190000	Other Cooking appliances & plate warmers including appliances for both gas and liquid fuel	51 341	199 336	152 217	821 941
7321810000	Other appliances with gas fuel or for both gas and other fuels	27 625	356 393	40 365	656 592
7321820000	Other appliances with liquid fuel	1 018	4 984	5 351	13 733
7321890000	Other appliances with solid fuel	4 726	16 673	6 660	80 062
7321901000	Other cooking appliances & plate warmers of burner for kerosene stoves	0	3 265	0	18 123
7321902000	Other Cooking appliances and plate warmers	390 956	2 312 855	1 900 898	11 006 219
7321909000	Other Cooking appliances and plate warmers	725 983	3 789 590	1 069 449	6 534 708
7322110000	Radiators and parts of cast iron	6 391	18 028	135 094	168 846
7322190000	Other parts of radiators	19 323	295 613	404 374	3 043 769
7322900000	Other radiators for central heating	10 892	579 564	162 020	3 164 002
7323100000	Iron/steel wool; pot scourers & scouring or polishing pads, gloves or brushes	113 759	797 102	209 776	1 433 007
7323911000	Kitchenware of cast iron, not enamelled	64 562	830 272	227 703	2 407 568
7323912000	Household articles of cast iron not enamelled	0	2 100	0	15 000
7323919000	Household articles of cast iron not enamelled	65 216	396 619	86 655	501 914
7323920000	Household articles of cast iron, enamelled	61 769	476 695	52 015	302 007
7323931000	Kitchenware of stainless steel	894 579	6 986 253	1 180 527	12 364 820
7323932000	Other household articles of stainless steel	0	6 417	0	15 813
7323939000	Other household articles of stainless steel	954 960	7 234 329	1 055 465	8 796 280
7323940000	Household of iron (oth. than cast iron) or steel, enamelled	248 431	2 195 786	160 248	1 424 907
7323991000	Other kitchenware	221 402	2 268 663	307 635	3 119 052
7323992000	Ashtrays	1 255	10 012	1 176	18 414
7323999000	Other household articles of iron or steel	182 203	1 895 811	349 792	3 740 365
7324101000	Kitchen sinks of stainless steel	317 565	1 822 757	502 373	4 159 793
7324109000	Sinks and wash basins, of stainless steel, other than kitchen sink	14 934	531 812	37 101	1 136 663

I.3. IMPOR MENURUT KOMODITI / IMPORT BY HS COMMODITY
***** SEPTEMBER/SEPTEMBER 2014 *****

HS	Uraian Komoditi Commodity Description	Berat Bersih / Net Weight (Kg)		Nilai / Value C.I.F (US\$)	
		Bulan ini Current Month	Kumulatif Cum.Jan. to date	Bulan ini Current Month	Kumulatif Cum.Jan. to date
7324211000	Bath of cast iron, whether or not enamelled	1 177	74 025	11 485	337 830
7324219000	Of cast iron, whether or not enamelled, not long bathtubs	0	25 710	0	24 001
7324290000	Oth sanitary	71 240	280 045	231 361	1 280 226
7324901000	Sanitary ware for flushing water closets or urinals (fixed type)	1 192	15 693	29 008	50 148
7324903000	Sanitary ware of bedpans, urinals (portable type) and chamber pots	0	2	0	562
7324909100	Part of kitchen sinks or bathtubs	10 562	59 115	31 710	208 581
7324909300	Part of flushing water closets or urinals (fixed type)	3 885	19 087	20 553	61 297
7324909900	Oth sanitary ware and parts	371 991	2 255 709	864 270	4 510 312
7325102000	Manhole covers, gratings and frames therefor	140 555	395 797	262 257	953 006
7325109090	Spouts and cups for not latex collection	62 588	733 073	109 495	1 000 971
7325910000	Grinding balls and similar articles formills	392 077	4 676 028	435 059	6 677 407
7325992000	Manhole covers, gratings and frames therefor	11 569	337 016	15 355	1 096 535
7325999000	Oth than cast articles of iron or steel	106 452	1 244 819	476 209	6 025 101
7326110000	Grinding balls and similar articles formills	2 856 487	32 128 845	3 145 336	38 336 166
7326190000	Other articles of iron or steel but not forged or stamped	1 911 963	18 738 167	10 525 901	90 389 516
7326205000	Poultry cages and the like articles of iron or steel wire	440 447	3 253 711	654 492	5 221 059
7326209000	Poultry cages and the like oth than articles of iron or steel wire	425 118	3 038 720	1 142 684	7 641 705
7326901000	Ships' rudders not forged or stamped	10 720	220 694	39 712	1 868 227
7326903000	Stainless stl shield&clamp assembly wth rubb.sl for hubless cast iron	203 349	1 579 179	813 770	10 022 289
7326906000	Bunsen burners	27 058	420 240	80 849	2 608 711
7326907000	Stainless steel shield, clamp assembly horses shoes, riding boot spurs	7 031	91 101	18 142	327 733
7326909100	Cigarette cases and boxes	954	15 691	26 431	253 437
7326909910	Spouts and cups for latex collection	337	41 689	10 912	857 966
7326909920	Rat traps but not forged or stamped	603	8 256	836	20 905
7326909990	Other articles not forged or steamed	5 981 003	36 738 229	27 727 341	215 948 912
7401000000	Copper mattes, cement copper (precipitated copper)	0	176 285	0	3 399 436
7402000000	Unrefined copper, copper anodes forelectrolytic refining.	0	41 718	0	319 629
7403110000	Refined copper for cathodes and sections of cathodes	9 146 259	78 565 638	65 602 384	561 241 138
7403120000	Refined copper for wire-bars	569	3 532	10 656	23 811
7403130000	Refined copper for billets	869	5 066	6 685	46 446
7403190000	Other refined copper	50 517	525 000	528 611	4 815 569
7403210000	Copper alloys for copper-zinc base alloys (brass)	150 185	3 263 616	1 309 185	20 840 415
7403220000	Copper alloys for copper-tin base alloys (bronze)	77 252	1 133 476	519 255	6 843 402
7403290000	Copper alloys for oth copper alloys (oth than master alloys of head)	5 820	172 711	940 993	9 151 657
7404000000	Copper waste and scrap	694 335	4 350 912	4 525 101	27 548 962
7405000000	Master alloys of copper	3 666	71 703	38 592	865 567
7406100000	Powders of non-lamellar structure	41 285	364 020	417 425	3 924 606
7406200000	Powders of lamellar structure flakes	37 633	381 188	461 672	4 547 359
7407103000	Profiles of refined copper	0	32 501	0	226 567
7407104000	Bar and rods of refined copper	200 602	2 793 760	1 555 973	19 442 827
7407210000	Of copper-zinc base alloys (brass)	239 345	1 897 575	1 491 208	11 213 552
7407290000	Other of copper alloys	45 046	503 120	361 498	4 921 163
7408111000	Of which the maximum cross sectional dimension does not exceed 1	164 404	648 016	1 217 345	5 216 343
7408119000	Copper wire of which does exceed 14 mm	88 162	441 357	387 799	1 324 768
7408190000	Other wire of refined copper	771 509	7 750 193	5 576 050	47 155 851
7408210000	Of copper-zinc base alloys (brass)	148 039	888 265	1 212 609	7 235 520
7408220000	Of copper-nickel base (cupro-nickel) or copper-nickel-zinc base/nickel	4 138	29 490	45 005	408 166
7408290000	Other copper alloys for copper wire	78 823	899 528	593 709	6 060 977
7409110000	Copper plates, sheets and strips, of refined copper in coils	123 833	915 584	1 085 959	7 993 393
7409190000	Copper plates, sheets and strips, of refined copper, not in coils	97 197	1 298 354	1 257 513	11 000 567
7409210000	Copper plates, sheets, strips, of copper-zinc base alloys (brass), in coils	550 854	4 665 684	4 367 989	34 494 722
7409290000	Copper plates, sheets, strips, of copper-zinc base alloys (brass), not in coils	221 072	2 226 423	1 327 834	11 295 666
7409310000	Copper plates, sheets, strips, of copper-tin base alloys (brass), in coils	252 425	1 881 796	2 252 526	16 243 508
7409390000	Copper plates, sheets, strips, of copper-tin base alloys (brass), not in coils	30 275	272 088	248 365	1 325 201
7409400000	Copper-nickel base alloy (cupro-nickel), copper-nickel-zinc base alloy	18 588	706 681	183 249	6 436 119
7409900000	Other copper alloys, unrefined	6 793	137 478	99 490	923 251
7410110000	Copper foil, refined, thickness < 0.15 mm, not backed	73 285	845 384	651 745	7 263 410
7410120000	Copper alloys, refined, thickness < 0.15 mm, not backed	31 097	682 905	326 710	6 617 793
7410210010	Copper foil reinforced sheets/plates of polyamide, of refined copper	2 014	5 881	33 316	60 601
7410210020	Copper foil reinforced sheets/plates of polyamide, Copper clad laminate	278 008	3 309 469	1 717 328	19 289 433
7410210090	Reinforced sheets/plates of polyamide, copper clad laminate not finished	4 092	54 383	60 782	471 511
7410220000	Reinforced sheets/plates of polyamide, of copper alloys, unrefined	867	5 810	6 797	143 145
7411100000	Copper tubes & pipes of refined copper	859 065	4 887 062	5 114 215	37 670 852
7411210000	Copper tubes & pipes of copper alloys with copper-zinc base alloys	156 170	1 206 593	1 213 841	9 778 581

I.3. IMPOR MENURUT KOMODITI / IMPORT BY HS COMMODITY
***** SEPTEMBER/SEPTEMBER 2014 *****

HS	Uraian Komoditi Commodity Description	Berat Bersih / Net Weight (Kg)		Nilai / Value C.I.F (US\$)	
		Bulan ini Current Month	Kumulatif Cum.Jan. to date	Bulan ini Current Month	Kumulatif Cum.Jan. to date
7411220000	Copper tubes & pipes of copper alloys with cupro-nickel or nickel si	52 845	73 773	822 152	1 402 400
7411290000	Other copper tubes and pipes	1 073 503	8 197 485	2 743 923	20 007 532
7412100000	Copper tube or pipe fittings of refined copper	5 342	98 402	43 862	450 485
7412201000	Copper tube or pipe fittings of copper-zinc base alloys (brass)	49 074	464 797	664 019	5 955 134
7412209000	Copper alloys, not brass, refined	75 592	618 307	410 587	2 867 317
7413001000	Stranded wire, cable & etc, not electrical insul. a diameter not excee	51 976	403 335	405 132	3 423 384
7413009000	Stranded wire, cable & etc, not electrical insul. a diameter > 28,28 m	50 117	1 008 176	331 489	4 112 017
7415101000	Nails & tacks, drwing pins, staples of copper iron or steel with head	11 640	72 890	9 644	206 624
7415102000	Staples and similar articles of copper	40	6 397	147	17 635
7415109000	Tacks, drawing pins, staples & similar articles	16 837	99 192	121 211	2 614 644
7415210000	Washers (including spring washers) but not threaded	32 268	210 138	180 757	1 495 015
7415290000	Other articles of copper, not threaded	4 031	40 740	94 790	862 517
7415331000	Screws	58 671	405 104	455 523	4 137 418
7415332000	Bolts and nuts	76 507	743 014	346 823	3 592 839
7415390000	Other threaded articles	11 047	100 482	122 224	1 280 657
7418101000	Pot scourers and scouring or polishing pads, gloves and the like	3 494	11 892	22 125	43 324
7418103000	Cooking/heating apparatus of kind used for household purposes, nc	5 923	21 284	6 493	26 080
7418109000	Other household articles and parts thereof of coppers	1 986	8 151	11 528	52 659
7418200000	Sanitary ware and parts thereof	43 502	354 821	266 653	2 995 828
7419100000	Chain and parts thereof of copper	16 047	63 538	57 503	274 694
7419910010	Fittings for fire hoses, of copper	2 056	11 692	26 860	152 943
7419910020	Reservoirs, tanks, vats and similar containers not fitted of copper	3 637	73 148	11 969	1 010 932
7419910030	Electroplating anodes, machine belt fastener, fittings for ships/oth	12 599	129 552	547 521	1 923 381
7419910090	Oth table, kitchen, cast, moulded, stamped / forged but not further	30 181	399 920	400 741	9 017 246
7419993100	Colth grill and netting of copper wire for machinery	635	30 019	22 938	442 797
7419993900	Grill and netting of copper wire cloth suitable for making mosquito	1 399	8 712	2 769	125 441
7419994000	Other grill and netting of copper wire springs	5 054	137 237	107 041	1 363 312
7419995000	Other grill and netting of copper wire cigarette cases or boxes and	1	98	13	5 467
7419996000	Cooking/heating apparatus, oth than of a kind used for domestic p	55	4 228	2 191	14 987
7419997000	Articles specially designed for use during religious rites	0	12 850	0	19 081
7419999010	Electroplating anodes, machine belt fastener, fitting for ships, for fire	67 999	711 547	324 324	3 058 847
7419999020	Similar containers not fitted with mech./terminal equip. of a cap. of	5 054	35 576	17 519	172 019
7419999090	Other articles of non copper	55 214	439 025	552 081	4 828 543
7501100000	Nickel mattes	0	208	0	1 477
7501200000	Nickel oxide sinters & oth intermediate products of nickel metallurg	0	8 000	0	14 800
7502100000	Unwrought nickel, not alloyed	17 710	618 352	383 167	10 307 773
7502200000	Unwrought nickel alloys	559	2 959	7 139	39 893
7504000000	Nickel powders and flakes	6 169	62 301	161 302	1 135 047
7505110000	Bars, rods and profiles of nickel, not alloyed	2 434	14 473	66 062	339 871
7505120000	Bars, rods & profiles of nickel alloys	12 530	87 924	198 978	1 631 480
7505210000	Wire of nickel, not alloyed	3 384	42 657	134 201	858 643
7505220000	Wire of nickel alloys	73 443	1 408 532	1 874 808	13 457 814
7506100000	Nickel plates, sheets, strip & foil of nickel, not alloyed	11 360	59 127	95 316	1 126 890
7506200000	Nickel plates, sheets, strip and foil of nickel alloys	27 249	276 834	554 212	4 767 889
7507110000	Tubes and pipes of nickel, not alloyed	0	3 812	0	58 760
7507120000	Tubes and pipes of nickel alloys	435	31 619	11 616	1 070 403
7507200000	Tube or pipe fittings	11 592	63 918	292 396	1 606 125
7508100000	Cloth, grill and netting, of nickel wire	665	19 716	1 608	940 138
7508903000	Bolts and nuts of non nickel	2 177	30 130	6 337	240 101
7508904000	Other articles suitable for use in building of non nickel	0	219 325	0	271 453
7508905000	Electroplating anodes, wrought or un-wrought, including those proc	7 077	51 278	140 642	1 462 953
7508909010	Screens for printing machines	30 168	290 442	372 081	3 676 452
7508909090	Other articles of nickel	1 279	16 171	57 377	1 616 964
7601100000	Unwrought aluminium, not alloyed	3 768 972	51 691 051	8 917 389	111 508 446
7601200000	Unwrought aluminium alloys	21 252 598	142 196 075	51 879 144	324 561 973
7602000000	Aluminium waste and scrap	4 766 105	37 508 216	7 706 607	60 473 432
7603100000	Aluminium powders of non lamellar structure	100 480	1 463 938	303 807	2 687 198
7603200010	Aluminium flakes of lamellar structure	15	50 999	15	155 278
7603200020	Aluminium powders of lamellar structure	86 396	481 199	448 597	2 547 387
7604101000	Aluminium bars and rods not alloyed	499 865	3 323 514	811 728	7 057 485
7604109010	Profiles suitable for use as heat sink with cross-sect. dimention <17	26 941	236 753	245 243	2 036 170
7604109090	Oth Aluminium profiles suitable for use as heat sink	722 187	6 767 055	1 285 634	9 817 285
7604211000	Perforated tube profile for evaporator coils of mtr vehicle ac mach	11 317	44 433	51 490	230 317
7604219000	Oth hollow profiles of aluminium alloys	369 725	2 316 398	913 775	8 013 505

I.3. IMPOR MENURUT KOMODITI / IMPORT BY HS COMMODITY
***** SEPTEMBER/SEPTEMBER 2014 *****

HS	Uraian Komoditi Commodity Description	Berat Bersih / Net Weight (Kg)		Nilai / Value C.I.F (US\$)	
		Bulan ini Current Month	Kumulatif Cum.Jan. to date	Bulan ini Current Month	Kumulatif Cum.Jan. to date
7604291000	Extruded bars and rods not surfacetreated	333 862	651 756	573 988	1 929 977
7604293000	Y-shaped profiles for zip fasteners, incoils of non aluminium alloys	5 180	43 300	21 404	229 149
7604299000	Other extruded bars, rods and profiles of non aluminium alloys	312 189	2 194 973	1 010 532	8 038 247
7605110000	Alum. wire of not alloyed which the max.cross-sect'l dim.exceeds :	24 672	73 967	116 773	578 795
7605191000	Aluminium wire of not alloyed witha diameter < 0.0508 mm	3 370	31 575	13 070	123 340
7605199000	Other aluminium wire of non aluminiumnot alloyed	201 079	1 733 299	657 937	6 254 959
7605210000	Alum. wire of aluminium alloys which themax.cross-sect'l dimensic	0	142 249	0	459 480
7605290000	Aluminium wire of non aluminium alloyswith a diameter not exceē	43 334	523 843	213 512	2 053 087
7606111000	Aluminium plates,sheets&strip of plainor figured by rolling of thick	1 514 008	11 865 163	4 208 656	35 819 389
7606119000	Oth aluminium plates,sheets&strip ofplain/figured by rolling of thi	13 356 675	39 794 448	30 190 336	89 852 406
7606121000	Aluminium alloys can stock including endstock & tab stock in coils	22 046	514 795	146 545	3 905 272
7606122000	Aluminium plates, not sensitised of kindused in the printing indust	87 041	486 889	244 555	1 286 260
7606123100	Sheets of aluminium alloy 5082,5182,<1min with incoils	109 020	1 371 826	471 665	5 645 059
7606123910	Sheets alum.litho grade sheet/coil alloyHA 1052 hardness temper	975 824	9 645 941	1 778 203	18 048 839
7606123990	Other aluminium sheet/coil not exceeding1,000 mm in width	4 521 411	33 822 721	14 734 388	106 620 597
7606129000	Oth plain/figured by roll./press. butnot surface treatedof non alum	5 718 922	17 015 426	17 459 675	70 600 290
7606910000	Oth alum. not alloyed,plain/figured byrolling/pressing not surface	152 029	1 424 867	514 425	6 749 671
7606920000	Oth aluminium alloyed,plain/figured byrolling/pressing not surface	314 499	2 556 860	913 356	6 793 156
7607110000	Aluminium foil not backed, rolled butnot further worked	2 239 727	16 448 845	7 979 035	58 161 512
7607190000	Oth.aluminium foil alloy not rolled butnot worked	581 987	4 973 235	4 303 676	38 075 104
7607200000	Aluminium foil backed	979 246	6 761 955	3 571 280	26 859 259
7608100000	Aluminium tubes and pipes of aluminium,not alloyed	36 498	790 464	441 426	5 494 767
7608200000	Aluminium tubes and pipes of aluminiumalloys	1 839 603	18 781 058	4 157 913	40 596 979
7609000000	Aluminium tube or pipe fittings (forexample, coupling,elbows,slee	126 030	1 249 052	1 318 917	11 690 088
7610100000	Alum. structures for doors, windows &their frames and thresholds	175 591	1 969 063	775 250	6 551 542
7610902000	Other aluminium structures internal/external floatingroofs for sto	3 589	22 172	44 301	152 622
7610909000	Oth alum. structures for bridges andbridge section,towers,lattice r	1 079 420	10 362 030	1 257 117	12 619 931
7611000000	Aluminium reservoirs, tanks, vats andsimilar containers for any ma	5 935	180 357	53 461	1 916 262
7612100000	Aluminium collapsible tubular containers	23 609	186 179	265 127	3 053 141
7612901000	Aluminium casks, drums, cans, boxes andseamless containers for f	632	7 937	6 435	48 347
7612909000	Oth.aluminium casks,drums,cans, boxes &containers, for any mate	744 148	5 887 547	4 027 274	30 900 510
7613000000	Aluminium containers for compressedor liquified gas	45 860	143 003	254 446	1 223 224
7614101100	With steel core cables of a diameternot < 25.3 mm	3 981	3 898 620	12 478	8 134 775
7614101200	With steel core cables of a diameter> 25.3 mm but < 28.28 mm	34	144	364	2 410
7614101900	Other cable wth steel core	60 061	774 705	874 393	8 334 717
7614109000	Other stranded wire with steel core	7 140	174 390	35 977	972 457
7614901100	Cables without steel core of a diameter< 25.3 mm	867	5 493	17 924	64 591
7614901200	Cables without steel core of a diameter> 25.3 mm but < 28.28 mm	0	538	0	6 750
7614901900	Other cable without steel core	35 112	95 689	59 337	957 254
7614909000	Other stranded wire without steel core	16 296	123 112	107 078	748 735
7615101000	Pot scourers and scouring or polishingpads,/gloves and the like of	249	30 201	1 147	128 108
7615109000	Oth table, kitchen/oth householdarticles & parts thereof of alumir	366 570	3 524 330	1 275 597	12 479 409
7615202000	Bedpans, urinals (portable type)and chamber pots	200	2 791	603	141 757
7615209000	Other sanitary ware and parts thereof ofaluminium	8 349	153 477	16 838	667 061
7616101000	Nails of aluminium	18 176	128 098	26 493	137 570
7616102000	Staples and hooks of aluminium	43 766	319 576	161 599	2 043 402
7616109000	Tacks, rivets,cotters,cotter pins and washers of aluminium	81 864	984 090	749 988	14 241 036
7616910000	Other cloth, grill, netting and fencing, of aluminium wire	39 724	289 145	48 228	538 121
7616992000	Ferrules for use in the manufacture of pencils	18 319	177 806	83 355	998 093
7616993000	Alum.slugs, round, of such dim. that the thick's>one tenth of the d	257 145	1 750 360	663 014	4 157 253
7616994000	Bobbins, spools, reels and similarsupports for textile yarn	62 465	220 759	404 671	913 317
7616996000	Latex spouts and latex cups	0	16 119	0	18 943
7616999110	Venetian blinds	3 792	7 229	45 997	154 815
7616999190	Other venetian blinds	96 255	346 233	426 348	1 586 826
7616999200	Expanded metal	5 056	12 478	17 941	71 673
7616999900	Other Expanded metal	456 043	3 755 633	3 162 264	27 678 279
7801100000	Unwrought refined lead	2 683 731	29 328 359	6 351 466	67 323 318
7801910000	Unrefined lead containing by weightantimony as the principal othe	2 015 547	18 445 365	4 611 931	40 696 849
7801990000	Unrefined lead containing by weightantimony not as the principal	846 175	10 701 804	2 213 860	25 809 198
7804110000	Lead sheets, strip and foil ofa thickness < 0,2 mm	403	13 099	13 660	140 509
7804190010	Lead embossed,cut to shape,perford,coated,printed,backed,reinf	20 415	129 349	548 655	3 063 199
7804190090	Oth lead waste & scrap, plates, sheets,strip and foil, lead powder &	321 709	2 004 028	764 089	4 599 028
7804200000	Lead powders and flakes	10	43 210	290	124 159
7806002000	Lead bars,rods, profiles and wire	8 049	302 967	218 129	2 824 897

I.3. IMPOR MENURUT KOMODITI / IMPORT BY HS COMMODITY
***** SEPTEMBER/SEPTEMBER 2014 *****

HS	Uraian Komoditi Commodity Description	Berat Bersih / Net Weight (Kg)		Nilai / Value C.I.F (US\$)	
		Bulan ini Current Month	Kumulatif Cum.Jan. to date	Bulan ini Current Month	Kumulatif Cum.Jan. to date
7806003000	Lead,tubes,pipes and tube or pipe fittings	2 092	163 601	20 835	321 848
7806009010	Lead wool,washers,electro-plating anodes	234	1 870	470	118 282
7806009090	Other articles of lead	764	44 210	17 985	476 844
7901110000	Zinc not alloyed containing by weight 99.99% or more of zinc	7 345 741	61 890 433	18 512 515	141 661 392
7901120000	Zinc not alloyed containing by weight < 99.99% of zinc	3 057 788	22 037 923	8 181 916	51 307 502
7901200000	Zinc alloys	1 160 199	12 498 336	3 126 733	30 628 454
7903100000	Zinc dust	114 662	1 573 648	346 713	3 668 886
7903900000	Zinc powders and flakes	159 217	1 818 835	430 420	5 323 210
7904000000	Zinc wire,bars,rods, profiles and wire	25 174	319 953	43 467	823 002
7905003000	Zinc foil a thickness < 0.25 mm	48	184 970	3 068	76 382
7905009000	Zinc plates, sheets, strip and foil > 0.25 mm	365 063	2 486 603	472 263	3 622 283
7907003000	Gutters, roof capping, skylight frames & oth fabricated building cor	11	742 654	399	680 993
7907004000	Zinc tubes, pipes,tube, pipe fittings(for cuoplings, elbows, sleeves)	17 049	100 309	103 293	760 850
7907009100	Other cigarette cases or boxes ashtrays	1	1 696	29	3 439
7907009200	Other household articles	148	14 419	1 398	34 565
7907009910	Elec.plating anodes, stencil plates,nail,tackes,nuts,bolt,screws, & si	26 828	356 949	48 225	823 121
7907009990	Oth articles of zinc	168 543	1 282 408	426 650	4 000 867
8001100000	Unwrought tin, not alloyed	14 274	46 954	55 579	383 787
8001200000	Unwrought tin alloys	20 164	125 598	561 594	3 750 752
8003001000	Tin bars, rods, profiles and wiresoldering	18 325	124 518	453 945	3 070 680
8003009000	Tin bars, rods, profiles and wirenot soldering	60 331	438 475	978 288	9 084 266
8007002000	Other articles of tin,plates,sheets and strip thickness > 0,2 mm	30 822	497 321	55 654	658 272
8007003000	Tin-foil (whether or not printed or backpaper,etc),thick < 0,2 mm, f	1 022	11 772	14 588	183 519
8007004000	Tin-Tubbes,pipes & tube/pipe fitting(for example,couplings,elbows	4 292	26 523	29 748	100 254
8007009100	Cigarette cases and boxes, ashtrays of tin	1 311	1 321	3 768	14 308
8007009200	Other household articles of tin	0	36	0	2 792
8007009910	Articles of tin, Collapsible tubes for dentifrices, colours, and the lik	0	1	0	2
8007009990	Other articles of tin	35 313	311 407	87 628	749 157
8101100000	Tungsten (wolfram) powders	46	2 586	7 752	213 281
8101940000	Unwrought tungsten, including bars and rods obtained simply by si	307	6 492	29 370	739 546
8101960000	Tungsten wire	9 230	471 141	206 730	3 223 437
8101991000	Tungsten bar&rods,oth than those obtained by sintering,profiles	162	1 209	28 021	174 436
8101999000	Other articles of tungsten thereof including waste & scrap	311	32 028	38 151	656 337
8102100000	Molybdenum powders	0	3 401	0	72 952
8102940000	Unwrought molybdenum, including bars and rods obtained simply	0	24	0	2 774
8102950000	Molybdenum bar&rods, o. than those obt'd simp. by sintering, profil	2	257	168	15 937
8102960000	Molybdenum wire	2 373	45 959	43 885	565 856
8102990000	Other molybdenum	392	1 442	1 740	11 916
8103200000	Unwrought tantalum, including bars and rods obt'd simp. by sinteri	13 003	282 041	8 160 942	62 101 070
8103900000	Other tantalum	5	393	7 213	121 021
8104110000	Magnesium containing at least 99.8 % by weight of magnesium	40 000	1 208 438	99 325	3 186 373
8104190000	Other unwrought magnesium	1 390	47 474	78 446	569 309
8104300000	Magnesium raspings, turnings & granules, graded according to size;	1	40 686	207	434 788
8104900000	Other magnesium	39 566	97 945	112 911	304 558
8105201000	Unwrought cobalt	0	13 186	0	414 984
8105209000	Mattes cobalt; cobalt powders	0	1 764	0	71 963
8105900000	Other cobalt mattes	1 625	7 062	141 092	713 068
8106009000	Other bismut and articles thereof	0	1 005	0	30 570
8107200000	Unwrought cadmium, powders	3	17	643	1 770
8107900000	Other cadmium and articles thereof	86	185	547	3 761
8108200000	Unwrought titanium powders	2 959	3 901	11 990	29 955
8108900000	Other titanium and articles thereof	15 549	371 824	299 088	11 188 141
8109200000	Unwrought zirconium powders	7 061	46 708	7 901	31 479
8109900000	Other zirconium and articles thereof	1 418	64 806	9 340	1 442 260
8110100000	Unwrought antimony powders	10 743	104 821	39 543	808 165
8110200000	Antimony waste and scrap	0	7	0	6 923
8110900000	Other antimony and articles thereof	20 000	25 182	198 000	223 895
8111000000	Manganese and articles thereof, including waste and scrap	499 093	839 582	1 073 960	1 815 798
8112190000	Other beryllium and articles thereof	155	1 125	15 305	86 385
8112210000	Unwrought chromium powders	13 667	50 785	79 395	493 692
8112290000	Other Chromium and articles thereof	4 586	13 080	11 048	78 007
8112920000	Thallium unwrought waste and scrap powders	0	108	0	65 051
8112990000	Other thallium and articles thereof	69	546	2 029	173 508
8113000000	Cermets and articles thereof, including waste and scrap	0	458	0	60 926

I.3. IMPOR MENURUT KOMODITI / IMPORT BY HS COMMODITY
***** SEPTEMBER/SEPTEMBER 2014 *****

HS	Uraian Komoditi Commodity Description	Berat Bersih / Net Weight (Kg)		Nilai / Value C.I.F (US\$)	
		Bulan ini Current Month	Kumulatif Cum.Jan. to date	Bulan ini Current Month	Kumulatif Cum.Jan. to date
8201100000	Hand tools spades and shovels	10 006	44 391	9 246	49 607
8201301000	Hoes (mamooties) and rakes	0	5 751	0	13 163
8201309000	Mattocks and picks	6 057	45 907	11 072	72 278
8201400000	Axes, bill hooks and similar hewingtools	7	25	65	637
8201500000	Secateurs & similar one-handed prunersand shears (including pool	17 568	113 615	13 327	180 701
8201600000	Hedge shears, two-handed pruning shearsand similar two handed s	0	2	0	16
8201900000	Other hand tools of a kind used inagriculture, horticulture or fores	17 328	35 255	430 293	531 553
8202100000	Hand saws	214 627	1 769 719	216 323	1 948 224
8202201000	Band saw blades	4 553	19 363	11 231	88 313
8202209000	Sparepart band saw blades	109 359	1 041 803	389 889	3 783 772
8202311000	Circular saw blades with working part ofsteel	1 210	21 867	61 894	451 695
8202319000	Sparepart sircular saw blades withworking part of steel	11 882	200 361	145 425	1 624 172
8202390000	Other circular saw blades includingparts	60 483	420 550	175 307	1 899 539
8202400000	Chain saw blades	7 842	145 464	69 526	417 596
8202910000	Straight saw blades for working metal	5 996	71 296	10 450	570 041
8202991000	Straight saw blades	14 378	68 832	182 069	1 092 235
8202999000	Other saw blades	78 697	781 995	187 516	3 372 403
8203100000	Files, rasps and similar tools	63 960	538 174	95 180	968 783
8203200000	Pliers (including cutting pliers),pincers, tweezers and similar tools	450 323	3 074 431	683 286	5 840 881
8203300000	Metal cutting shears and similar tools	28 455	359 888	67 858	867 668
8203400000	Pipe-cutters, bolt croppers, perforatingpunches, and similar tools	55 864	507 347	397 765	1 708 347
8204110000	Hand operated spanners and wrencheson adjustable	626 129	3 891 947	1 071 770	7 210 571
8204120000	Hand operated spanners and wrenchesadjustable	117 989	1 754 697	391 353	5 702 135
8204200000	Interchangeable spanner sockets, withor without handles	153 166	1 261 684	553 218	3 576 763
8205100000	Drilling, threading or tapping tools	29 220	517 052	244 279	3 931 110
8205200000	Hammers and sledge hammers	430 643	4 487 267	531 126	9 697 565
8205300000	Planes, chisels, gouges and similarcutting tools for working wood	157 611	796 412	168 220	2 274 398
8205400000	Screwdrivers	234 550	2 086 315	464 922	4 382 968
8205511000	Flat irons	14	5 992	59	20 064
8205519000	Other household tools	9 104	84 793	76 155	607 462
8205590000	Other hand tools , oth than househlootools	629 337	4 237 611	1 602 667	11 887 080
8205600000	Blow lamps	403	10 171	1 125	40 075
8205700000	Vices, clamps and the like	167 746	1 705 510	1 059 380	9 719 509
8205900000	Other including sets of articles of twoor more subheadings of this	76 743	843 884	550 957	5 713 728
8206000000	Tools of two/more of the headings82.02to 82.05 put up in sets for	112 538	1 292 241	1 129 419	11 171 773
8207130000	Rock drilling or earth boring tools with working part of cermets	16 299	143 691	521 177	4 200 475
8207190000	Other rock drilling / earth boring tools, including parts	87 810	785 073	1 887 684	29 813 252
8207200000	Dies for drawing or extruding metal	73 635	694 672	1 795 655	16 670 507
8207300000	Tools for pressing, stamping or punching	135 844	1 341 965	3 116 214	28 589 315
8207400000	Tools for tapping or threading	18 881	167 668	1 044 783	6 855 426
8207500000	Tools for drilling, other than for rockdrilling	144 957	1 156 098	1 223 649	16 615 726
8207600000	Tools for boring or broaching	5 355	74 099	428 427	4 205 392
8207700000	Tools for milling	8 489	89 366	582 681	4 047 232
8207800000	Tools for turning	3 953	175 685	585 646	5 923 124
8207900000	Other interchangeable tools	202 531	1 333 892	3 447 923	25 194 036
8208100000	Knives and cutting blades for metalworking	26 034	325 926	821 567	9 119 364
8208200000	Knives and cutting blades for woodworking	50 138	443 504	330 079	3 299 638
8208300000	Knives&cutting blades f kitchen app'es /for mach. used by the food	36 547	93 983	228 026	629 058
8208400000	Knives&cutting blades for agricultural , horticultural or forestry ma	1 591	85 787	40 465	435 182
8208900000	Other knives and cutting blades formachines or for mechanical app	263 589	1 447 164	2 302 620	19 240 390
8209000000	Plates, sticks, tips and the like fortools,	32 772	249 202	3 481 414	28 781 624
8210000000	Hand-operated mechanical appliances,weighing	215 323	1 209 665	199 481	1 246 297
8211100000	Knives with cutting blades,serrated ornot and sets of assorted arti	808	67 626	2 386	347 644
8211910000	Table knives having fixed blades	44 901	291 876	53 573	853 911
8211925000	knives ,fix blades, handle of base metalfor agricultural, horticultur	918	12 460	2 877	246 084
8211929010	Flick/spring knives,hunting,diving&scouts knives,penknives,blades	10 181	38 530	9 115	107 164
8211929090	Other knives having fixed blades withhandle of base metal	9 400	125 520	35 604	535 696
8211932010	Knives,oth than fixed blades,with handle base metal, for agricultur	202	15 247	1 857	36 412
8211932090	Knives,oth than fixed blades,handle oththan metal, for agricultural	987	5 730	1 265	57 505
8211939000	Knives having other than fixed bladeswith handle of base metal	23 684	79 635	22 800	183 154
8211941000	Blades for knife of kind used foragriculture,horticulture/forestry	790	4 317	2 201	36 628
8211949000	Blades with handle of base metal	4 421	217 243	142 308	867 294
8211950000	Knives with handles of base metal	8 812	93 352	24 071	365 659
8212100000	Razors	38 842	635 644	636 677	13 584 961

I.3. IMPOR MENURUT KOMODITI / IMPORT BY HS COMMODITY
***** SEPTEMBER/SEPTEMBER 2014 *****

HS	Uraian Komoditi Commodity Description	Berat Bersih / Net Weight (Kg)		Nilai / Value C.I.F (US\$)	
		Bulan ini Current Month	Kumulatif Cum.Jan. to date	Bulan ini Current Month	Kumulatif Cum.Jan. to date
8212201000	Safety razor blades with double-edged razor blades	22 233	251 353	406 161	2 786 468
8212209000	Other razors and razor blades including razor blade blanks in strips	34 743	326 737	255 563	3 653 693
8212900000	Other parts of razors and razor blade	15 782	63 906	36 571	404 930
8213000000	Scissors, tailors' shears and similar shears and blade thereof	139 764	1 317 205	231 097	2 136 613
8214100000	Pruning knives, trimmers, loppers, erasing knives, pencil sharpeners and blade	209 760	1 701 383	335 737	2 670 734
8214200000	Manicure or pedicure sets and instruments including nail files	48 913	484 210	84 078	805 808
8214900000	Other articles of cutlery	101 329	1 183 895	149 541	1 804 897
8215100000	Spoons, forks, ladles, skimmer, cake serv. & fish knives sets of assort	10 839	94 824	14 209	156 507
8215200000	Similar kitchen and tableware, other sets of assorted articles	19 554	271 552	68 528	849 097
8215910000	Similar kitchen and tableware plated with precious metal	536	2 756	1 358	7 569
8215990000	Other similar kitchen and tableware	147 523	2 189 665	303 143	4 216 713
8301100000	Padlocks	630 455	5 225 584	1 013 518	7 688 664
8301200000	Locks of a kind used for motor vehicles	256 371	1 751 002	2 640 983	20 929 442
8301300000	Locks of a kind used for furniture	619 392	3 737 355	719 326	4 799 648
8301401000	Handcuffs	634	6 713	28 893	72 317
8301409000	Other padlocks and locks	1 354 939	9 360 726	1 876 758	15 180 612
8301500000	Clasps and frames with clasps, incorporating locks	57 279	199 721	228 651	1 679 162
8301600000	Parts of padlocks and locks	446 664	3 584 863	2 768 682	26 047 129
8301700000	Keys presented separately	43 207	371 760	541 307	4 616 005
8302100000	Hinges	2 210 083	14 193 677	2 582 138	17 763 752
8302201000	Castors of a diameter > 100 mm but < 250 mm	52 350	278 086	69 837	313 419
8302209000	Other base metal mountings, fitting & similar articles	490 768	3 771 400	924 025	6 928 888
8302301000	Hasps	18 305	102 475	112 062	738 146
8302309000	Other mountings, fittings and similar articles suitable for motor vehic	645 202	5 140 159	5 460 325	40 673 947
8302413100	Hasps suitable for building	143 743	741 098	80 048	505 459
8302413900	Bolts, hooks, eyes and staples suitable for building	190 265	952 284	225 775	1 396 982
8302419000	Other mounting suitable for building	995 400	7 858 415	2 260 517	18 425 438
8302422000	Hasps suitable for furniture	51 494	1 069 206	45 543	590 650
8302429000	Bolts suitable for furniture	2 265 699	19 191 729	2 894 931	26 390 453
8302491000	Mounting of a kind suitable for saddlery	1 890	23 751	7 599	246 546
8302499100	Hasps	1 995	62 031	34 537	487 849
8302499900	Other mounting ; other than of a kind suitable for saddlery	488 995	3 841 183	1 732 135	8 422 118
8302500000	Hat-racks, hat-pegs, brackets and similar fixtures	99 298	1 004 221	299 219	3 730 077
8302600000	Automatic door closers	83 262	829 324	344 239	3 561 782
8303000000	Armoured/reinforced safes, strong-boxes and doors and safe depos	333 597	2 374 487	874 090	5 403 249
8304001000	Filing cabinets or card-index cabinets	325 878	2 762 486	661 615	5 495 092
8304009100	Other similar office or desk equipment of aluminium	524	40 594	15 003	565 217
8304009900	Other office or desk equipment of copper or of lead	202 737	1 238 341	496 860	3 689 528
8305101000	Fittings for double loop wire binders	42 308	474 902	102 511	1 302 837
8305109000	Fittings for loose-leaf binders or files other than double loop wire bin	152 176	1 780 512	420 803	4 154 435
8305201000	Staples in strips of a kind for office use	244 300	1 170 827	267 402	1 320 641
8305202000	Other staples in strips of iron or steel	19 839	101 234	48 671	262 768
8305209000	Other fitting for loose leaf binders or files for staples in strips	232 755	1 809 780	190 131	1 509 042
8305901000	Letter cones, paper clips, indexing tags office articles	68 475	463 871	76 889	685 569
8305909000	Other including parts	147 435	1 398 699	373 676	3 413 989
8306101000	Bells for cycles	13 136	117 149	15 875	135 771
8306102000	Bells, gongs and the like, of copper	0	3 129	0	22 983
8306109000	Bells, gongs and the like, other than of copper	1 272	18 693	5 646	138 323
8306210000	Statuettes and other ornaments plated with precious metal	36	12 348	384	11 281
8306291000	Statuettes and other ornaments, of copper or lead	0	1 891	0	13 536
8306292000	Statuettes and other ornaments, of nickel	893	1 551	6 715	13 539
8306293000	Statuettes and other ornaments, of aluminium	0	8 323	0	16 716
8306299000	Other statuettes and other ornaments	9 776	144 729	40 402	397 123
8306301000	Photograph, picture or similar frames; mirrors : of copper	2 944	15 736	32 193	82 118
8306309100	Metallic mirrors reflecting traffic views at road intersections/sharp co	4 884	18 420	11 740	48 251
8306309900	Other metallic mirrors reflecting traffic views at road intersections/shar	37 319	248 983	144 681	928 440
8307100000	Flexible tubing of base metal, with or without fitting of iron/steel	303 016	1 967 678	1 209 646	11 459 353
8307900000	Flexible tubing of base metal, with or without fitting of other base m	57 600	387 762	202 845	2 799 751
8308100000	Hooks, eyes and eyelets of base metal	300 886	3 172 885	3 911 450	34 932 691
8308200000	Tubular or bifurcated rivets of base metal	21 711	500 165	366 897	4 240 690
8308901000	Including parts with beads of a kind used for travel goods	20 911	212 172	605 424	2 651 519
8308909010	Including parts with spangles of a kind used for clothing	2 216	12 034	9 762	114 857
8308909090	Clasps, frames with clasps, buckles, buckle-clasps of base metal	273 802	2 784 397	2 443 922	23 414 311
8309100000	Crown corks, of base metal	2 900	143 433	41 027	604 996

I.3. IMPOR MENURUT KOMODITI / IMPORT BY HS COMMODITY
***** SEPTEMBER/SEPTEMBER 2014 *****

HS	Uraian Komoditi Commodity Description	Berat Bersih / Net Weight (Kg)		Nilai / Value C.I.F (US\$)	
		Bulan ini Current Month	Kumulatif Cum.Jan. to date	Bulan ini Current Month	Kumulatif Cum.Jan. to date
8309901000	Capsules for bottles, of base metal	11 859	67 718	62 163	745 101
8309902000	Top ends of alum. Cans, of base metal	661 244	5 514 742	3 239 020	26 062 694
8309906000	Aerosol can ends, of tinplate, of basemetal	140	28 954	2 044	124 991
8309907000	Other caps for cans, of base metal	141 750	970 420	483 091	3 525 120
8309908100	Bottle and screw caps, of aluminium	1 427	15 625	14 295	208 021
8309908900	Seals & other packing accessoriesof aluminium	47 781	596 306	492 038	4 840 208
8309909100	Other of bottle and screw caps	2 811	29 822	27 545	251 170
8309909910	Bungs for metal drums; bung covers;seals;case corner protectors	15 226	153 052	174 299	1 614 078
8309909990	Threaded bungs for aluminiumcovers; seals;case corner protector:	165 571	1 257 903	1 093 332	9 053 295
8310000000	Plates; Sign , name, add & similar,numb,letter, of base metal, excl	55 430	336 275	596 046	3 844 054
8311100010	Coated electrodes of base metal,for electric arc-welding : In rolls	447 527	4 322 013	640 024	5 695 552
8311100090	Coated electrodes of base metal,for electric arc-welding, In oth th:	1 765 982	17 016 603	2 372 839	23 835 752
8311202010	Cored wire of alloy stell,cont by weight4,5% / carbon / chromium,	904 546	7 791 581	1 131 504	9 856 995
8311202090	Cored wire of alloy stell,cont by weight4,5% / carbon / chromium,	105 961	490 443	187 789	1 011 106
8311209010	Part Core wire of alloy stell,contweight4,5% / carbon / chrom, in r	455 384	3 016 341	631 989	4 824 556
8311209090	Part Cored wire of alloy stell,contweight4,5% /carbon/chrom, in n	776 543	3 944 461	767 785	5 266 049
8311302010	Coat rod & Cored wire of alloy stell,cont weight 4,5% /carbon/chrc	221 966	1 607 420	565 241	4 657 076
8311302090	Coat rod & Core wire of alloy stell,contweight 4,5% / carbon / chrc	11 057	138 324	65 548	6 086 324
8311309010	Part coat rod & Cor wire of alloy stell,cont weight 4,5% / carbon/cl	134 425	2 799 528	421 721	7 457 134
8311309090	Part coat rod & Cor wire of alloy stell,cont weight 4,5% /carbon/cl	538 997	2 703 034	1 784 711	11 733 046
8311900000	Coated wire / cored with flux materialof kind used for soldering &	314 149	4 140 679	918 400	8 808 291
8401100000	Nuclear reactors	759 149	766 535	3 409 000	3 658 608
8401200000	Machinery & apparatus for isotopicseparation & parts thereof	44 583	77 302	772 856	1 962 819
8401300000	Fuel elements (cartridges),non-irradiated	0	34	0	2 990
8401400000	Parts of nuclear reactors	0	6 195	0	1 221 238
8402111000	Watertube boiler with steam production> 45 t/ h with electrical of	2 622 116	18 532 005	14 473 359	161 939 052
8402112000	Watertube boiler with steam production> 45 t/ h with not electric	0	515 488	0	4 401 541
8402121100	Watertube boilers elect. with a steam15 tons <= steam prod.< 45t	1 149 736	12 597 778	3 323 150	37 168 723
8402121900	Watertube boilers electric with a steamprod < 15 tons /hours	234 353	2 762 276	620 226	9 970 027
8402122100	Watertube boilers not elect. with steam15 tons <= steam prod.< 4	0	360 458	0	1 179 454
8402122900	Watertube boilers not elect with steamprod < 15 tons /hours	84 181	1 383 508	543 569	9 888 308
8402191100	Hybrid boilers with a steam production> 15t/ hour with electrically	763	1 291 049	28 400	2 777 478
8402191900	Hybrid boilers with a steam production< 15t/ hour with electrically	697 412	3 672 492	1 163 060	10 090 869
8402192100	Hybrid boilers not elect with a steamproduction exceeding 15t/ hc	0	219 970	0	1 062 657
8402192900	Oth hybrid boiler not elect with a steamproduction not exceeding	134 990	1 578 976	247 490	4 251 316
8402201000	Electric super heated water boilerselectrically operated	279 671	3 085 003	1 424 521	21 379 620
8402202000	Electric super heated water boiler:not electrically operated	98 387	102 275	110 450	295 833
8402901000	Part of boiler bodies or shells	94 364	3 816 329	478 766	20 031 066
8402909000	Oth than part of boiler bodies or shells	8 040 815	30 089 946	19 855 941	140 160 462
8403100000	Boilers of central heating boilersother than those of heading 84.02	319 337	806 212	880 290	2 854 201
8403901000	Boiler bodies or shells central heatingboilers oth than those of hea	1	714 919	21	936 102
8403909000	Oth Boiler bodies or shells central heatboilers oth than those of he	290 305	800 070	1 060 777	2 478 140
8404101010	Soot remover (soot blowers) for usewith boilers of heading 84.02	18 622	578 037	970 696	4 603 396
8404101090	Economiser,super-heaters,gas revererswith boilers of heading 84.(4 238 937	25 928 215	18 945 492	123 608 115
8404102000	Economiser,super-heaters,gas revererswith boilers of heading 84.(1	363 159	122	2 206 932
8404200000	Condensers for steam or other vapourpower units	91 434	591 263	325 809	3 360 585
8404901100	Parts boiler bodies or shells of goodsof subheading 8404.10.10 :	159 269	160 489	544 726	564 238
8404901900	Part oth than boiler bodies or shells ofgoods of subheading 8404.1	18 240	2 505 840	156 147	9 233 702
8404902100	Parts boiler bodies or shells of goodsof subheading 8404.10.20 :	0	2	0	721
8404902900	Part oth than boiler bodies or shellsof goods of subheading 8404.1	0	22 828	0	50 438
8404909000	Other parts of auxiliary machineryfor use with boilers	19 350	2 896 549	175 576	16 021 832
8405100000	Producer gas/water gas generators,with or without purifiers; acety	752 460	1 464 284	8 277 824	25 090 193
8405900000	Part of producer gas/water gas generat,with or without purifiers; :	355 407	1 197 395	2 447 573	62 213 529
8406100000	Turbines for marine propulsion	0	7 904	0	538 033
8406810000	Turbines oth than marine propulsion ofan output exceeding 40 MW	1 989 792	11 463 188	10 568 725	121 091 306
8406820000	Turbines oth than marine propulsion ofan output not exceeding 40	344 945	4 950 686	8 314 588	67 595 922
8406900000	Part of turbines for marine propulsion	425 971	6 929 927	4 470 698	64 245 015
8407100000	Spark ignition reciproc/rotary internalcombustion piston engines f	913	19 140	358 629	16 404 647
8407211000	Outboard motors of a power < 22.38 kw	0	12 137	0	407 481
8407219000	Outboard motors of a power > 22.38 kw	124 890	1 162 722	2 872 082	26 666 034
8407292000	Other than outboard motorsof a power <= 22.38 kw	0	2 316	0	2 789
8407299010	Outboard motors of a power > 22.38 kw but not exceeding100 kw	104	30 390	85	11 356
8407299090	Outboard motors of a power > 100 kw	51 618	701 332	278 157	1 638 479
8407310000	Reciprocating piston engine of vichileof chapter 87 ,capacity <=50	0	143	0	8 345

I.3. IMPOR MENURUT KOMODITI / IMPORT BY HS COMMODITY
***** SEPTEMBER/SEPTEMBER 2014 *****

HS	Uraian Komoditi Commodity Description	Berat Bersih / Net Weight (Kg)		Nilai / Value C.I.F (US\$)	
		Bulan ini Current Month	Kumulatif Cum.Jan. to date	Bulan ini Current Month	Kumulatif Cum.Jan. to date
8407321200	Reciproc piston engine of vehicles of heading 87.11 ,50cc< capacity	127	391	3 144	11 306
8407321900	Reciproc piston engine of vhl of head8701,8711 with capacity <= 1	38 545	137 838	120 295	428 564
8407322100	Reciproc piston engine of vehicles of heading 87.01 ,110cc>capacit	0	18	0	795
8407322200	Reciproc piston engine of vehicles of heading 87.11 ,110cc> capaci	96 502	822 560	2 241 126	13 171 180
8407322900	Reciproc piston engine of vhl of head8701,8711 with >110 cc cap <	118	46 544	2 471	323 090
8407332000	Reciproc piston engine of vehicles of head 87.11 ,250cc> capacity <	510	11 701	12 654	127 804
8407339000	Reciproc piston engine of vehicles of8701,8711 with capacity <= 1l	400	39 850	18 499	697 490
8407344000	Fully assemb for pedestrian controllertractors with cyl cap < 1100	522	522	14 070	14 070
8407346000	Fully assemb for oth vhl of heading8711 with cyl cap < 1100 cc	343	7 545	13 373	114 281
8407347100	Fully assembled of a cylinder capacitynot exceeding 2000 cc	151 242	1 882 145	1 907 421	26 754 696
8407347200	Fully assembled of > 2000 cc a cylindercapacity < 3000 cc	191 000	202 075	1 621	123 904
8407347300	Fully assembled of a cylinder capacityexceeding 3000 cc	385 850	1 626 483	6 703 086	30 183 309
8407349100	Fully assembled for pedestriancontrolled tractors of cyl cap <1100	0	671	0	5 082
8407349200	Fully assembled for other vehiclesof heading 8701	460	609	10 891	33 661
8407349300	Fully assembled for other vehiclesof heading 8711	0	16 894	0	395 842
8407349400	Fully assembled for oth vehicles ofcylinder capacity not exceeding	364 865	2 485 534	4 204 567	28 637 748
8407349500	Fully assembled for oth vehicles of> 2000 cc cylinder capacity < 30	120	349	1 696	11 025
8407349900	Fully assembled for oth vehicles ofcylinder capacity exceeding 300	121 510	163 627	2 041 493	2 924 467
8407901000	Other engines of a power notexceeding 18,65 kw	353 319	5 348 485	1 606 524	23 588 640
8407902000	Other engines of a power exceeding18,65 kw but notexceeding 22,	14	22	476	1 607
8407909000	Other engines of a powerexceeding 22,38 kw	118 065	1 177 298	333 525	5 475 562
8408101000	Marine propulsion engines,of a power not exceending 22.38 kw	47 821	93 152	216 418	317 735
8408102000	Marine propulsion engines,of a powerexc 22.38 kw but not exc 10	13 714	824 563	55 354	5 184 414
8408109010	Marine propulsion engines,of a powerexc 100 kw but not exc 750	109 990	942 032	1 942 028	10 669 689
8408109090	Marine propulsion engines,of a powerexceeding 750 kw	162 496	1 940 046	3 483 276	38 084 893
8408201000	Fully assembled for vehiclesof subheading 8701.10	0	136 963	0	2 196 073
8408202100	Fully assembled for vehicles ofsubhd 8701.10 of cyl cap <2000 cc	153 685	1 137 722	66 290	3 214 073
8408202200	Fully assembled for vehicles ofsubhd 8701 of >2000 cc cyl cap <35	1 663 707	11 029 541	19 705 406	134 842 025
8408202310	Fully assembled for vehicles ofsubhd 8701.10 of cyl cap > 3500 cc	38 379	311 992	281 830	3 952 337
8408202320	Fully assembled for vehicles ofsubhd 8701.10 of cyl cap > 20000 cc	4 251	133 242	125 151	3 320 104
8408209300	Oth for vehicles of subheading 8701.10	2 559	95 262	82 433	2 834 344
8408209400	Oth for vehicles of subheading 8701.10 with cyl capacity < 2000 cc	0	8 104	0	216 875
8408209500	Oth for vehicles of subheading 8701.10 with > 2000 cc cyl capacity	883	7 474	16 036	117 275
8408209610	Oth for vehicles of subheading 8701.10 with > 3500 cc cyl capacity	484 524	3 089 426	796 902	13 953 880
8408209620	Oth for vehicles of subheading 8701.10 with cyl capacity > 20000 c	2 614	139 592	76 304	4 523 808
8408901000	Other engines with power < 18,65 kw	789 921	5 841 691	929 311	7 948 002
8408905020	Other engines with power > 100 kw forrailway locomotives or trar	0	2 677	0	32 077
8408905030	Other engines with power > 100 kw forheading 8429 or 8430	264 335	2 163 768	3 357 258	26 352 947
8408905090	Other engines with power > 100 kw forheading 8429 or 8430	383 060	3 158 786	1 646 614	14 566 648
8408909100	Egn of power exc 100 kw oth formachinery heading 8429 ot 8430	134 115	920 827	1 487 847	13 050 375
8408909910	Compression with diesel or semi-dieselof railway locomotiv or tra	0	1 305	0	20 789
8408909990	Compres with diesel or semi-diesel othof railway locomotiv or tra	1 522 929	10 565 637	2 320 998	30 512 630
8409100000	Parts suitable for use with the engineof heading 8407 or 8408 of a	40	1 908	9 872	60 252
8409911100	Combustion piston egn for machin of head8429 or 8430 of carbur	15 605	168 070	1 111 103	11 326 829
8409911200	Combustion piston egn for machin of head8429 or 8430 of cylindr	1 571	35 809	12 153	441 304
8409911300	Cylinder liners with internal diameter50 mm <= 155 mm of head 8	451	11 458	6 021	209 616
8409911400	Oth cylinder liners with internal diamtr50 mm <= 155 mm of head	6 585	58 023	96 643	1 251 651
8409911500	cylinder heads & head covers formachinery heading 8429 ot 8430	7 477	69 886	208 400	1 647 566
8409911600	Pistons with an external diameter of50 mm <= 155 mm of head 84	5 837	58 035	181 190	1 316 110
8409911700	Oth pistons with an external diameter of50 mm <= 155 mm of head	11 956	66 524	56 834	433 501
8409911800	Piston rings & gudgeon pins formachinery heading 8429 ot 8430	12 369	97 228	184 558	1 943 062
8409911900	Oth parts suitable for use with theengine machinery heading 8429	16 909	647 600	718 983	14 491 049
8409912100	Carburettors & parts there of vehiclesof heading 8701	0	1 231	0	19 312
8409912200	Cylinder blocks for machinery heading8701	182	5 996	4 681	55 091
8409912300	Cylinder liners with internal diameter50 mm <= 155 mm of headin	0	20	0	992
8409912400	Oth cylinder liners with internal diamtr50 mm <= 155 mm of head	38 092	45 340	118 591	251 262
8409912500	cylinder heads & head covers formachinery heading 8701	14 315	100 012	37 200	330 345
8409912600	Pistons with an external diameter of50 mm <= 155 mm of heading	0	2 142	0	24 290
8409912700	Oth pistons with an external diameter of50 mm <= 155 mm of hea	464	2 650	7 057	179 218
8409912800	Piston rings & gudgeon pins formachinery heading 8701	5 257	40 672	608 874	2 113 752
8409912900	Oth parts suitable for use with theengine machinery of heading 87	526	45 091	14 432	444 487
8409913100	Carburettors & parts there of vehiclesof heading 8711	67 340	666 488	757 131	19 721 848
8409913200	Cylinder blocks; crank cases formachinery of heading 8711	52 394	567 000	653 093	7 762 052
8409913400	Cylinder liners for machinery ofheading 8711	218 082	911 726	817 663	4 170 677

I.3. IMPOR MENURUT KOMODITI / IMPORT BY HS COMMODITY
***** SEPTEMBER/SEPTEMBER 2014 *****

HS	Uraian Komoditi Commodity Description	Berat Bersih / Net Weight (Kg)		Nilai / Value C.I.F (US\$)	
		Bulan ini Current Month	Kumulatif Cum.Jan. to date	Bulan ini Current Month	Kumulatif Cum.Jan. to date
8409913500	Cylinder heads & head covers formachinery of heading 8711	400	54 142	10 451	783 118
8409913700	Pistons for machinery of heading 8711	34 930	327 517	291 697	3 306 822
8409913800	Piston rings & gudgeon pins formachinery of heading 8711	16 259	188 027	709 490	7 651 538
8409913900	Oth parts suitable for use with theengine for machinery of heading	200 096	1 636 672	5 003 044	45 320 776
8409914100	Carburettors & parts there of vehiclesof heading 87	109 046	857 386	2 780 752	20 563 339
8409914200	Cylinder blocks; crank cases formachinery of heading 87	1 002 836	10 017 355	7 597 248	76 161 812
8409914300	Cylinder liners with internal diameter50 mm <= 155 mm of headin	1 326	10 830	18 212	151 746
8409914400	Other cylinder liners with the enginefor machinery of heading 87	22 833	255 576	207 089	2 861 565
8409914500	Cylinder heads & head covers formachinery of heading 87	159 346	2 027 105	2 230 363	23 361 707
8409914600	Pistons with an external diameter of50 mm <= 155 mm of heading	98 689	624 247	1 220 219	8 380 759
8409914700	Oth pistons with an external diameter50 mm <= 155 mm of headir	28 162	112 328	129 674	1 109 262
8409914800	Piston rings & gudgeon pins formachinery heading 87	22 908	201 601	1 048 403	7 182 011
8409914900	Oth parts suitable for use with theengine for machinery of heading	2 853 669	16 255 112	16 196 332	151 021 145
8409915100	Cyl block,crank case,marine propul engpower<= 22.38kw for vesse	7 833	43 383	109 932	3 354 355
8409915200	Cyl liners, power < 22,38 kw of diamtr=>50 mm<155 mm for vesse	108	677	5 743	29 077
8409915300	Oth cyl liners,power < 22,38 kwfor vessel of heading 89	6 706	16 351	11 761	30 087
8409915400	Pistons, power< 22,38 kw of diamtr=>50 mm<155 mm for vessel c	67 731	189 283	121 902	1 871 852
8409915500	Oth pistons, power< 22,38 kwfor vessel of heading 89	254	5 564	11 637	490 876
8409915900	Oth suitable for use with the egn ofpower < 22,38 kw for vs sl of he	93 871	744 178	970 289	6 839 250
8409916100	Cyl block,crank case,marine propul engpower > 22.38kw for vessel	0	2 238	0	24 352
8409916200	Cyl liners, power > 22,38 kw of diamtr=>50 mm<155 mm for vesse	83 179	132 374	102 417	208 100
8409916300	Oth Cyl liners, power>22,38 kw of diamtr=>50 mm<155 mm for ve	9 939	178 704	41 404	1 022 373
8409916400	Pistons, power > 22,38 kw of diamtr=>50 mm<155 mm for vessel c	35 416	104 594	48 496	193 057
8409916500	Other piston for marine propulsionengines of power > 22.38 kw	781	12 048	13 550	196 065
8409916900	Oth suitable for use with the egn ofpower > 22,38 kw for vs sl of he	3 215	330 691	17 347	1 877 336
8409917100	Carburettors & parts there of other eng	14 390	46 516	46 955	277 706
8409917200	Cylinder blocks for other engine	200 161	1 383 961	128 350	1 107 518
8409917300	Cyl liners for other engine with=>50 mm diameter <155 mm	1 394	83 437	18 739	561 491
8409917400	Oth cyl liners for other engine	63 354	313 331	99 322	511 224
8409917500	Cyl heads & head covers for other eng	11 739	41 288	91 370	230 259
8409917600	Pistons for other engine with=>50 mm diameter <155 mm	54	1 274	344	25 555
8409917700	Oth pistons for other engine	1 604	36 464	23 457	251 066
8409917800	Pistons rings & gudgeon pins forother engine	2 417	24 628	45 461	367 923
8409917900	Other parts for engines	416 923	2 919 585	1 179 381	11 104 355
8409991100	Carburettors & parts there of for enginof machinery of head 8429	2 910	15 764	93 032	676 262
8409991200	cylinder blocks for engine of machineryof heading 8429/8430	5 258	86 554	103 756	1 545 462
8409991300	Cyl liners for eng mach head 8429/8430with =>50 mm diameter <	918	6 136	16 209	64 656
8409991400	Other cylinder liners for engineof machinery of head 8429/8430	47 694	244 053	1 270 791	6 545 267
8409991500	Clinder head & head covers for engineof machinery of head 8429/	11 875	255 941	328 401	6 823 375
8409991600	Pistons for eng mach of head 8429/8430with =>50 mm diameter <	312	3 808	8 278	58 233
8409991700	Other piston for engin of machineryof heading 8429/8430	11 228	43 773	139 801	680 483
8409991800	Pistons rings & gudgeon pins for engineof machinery of head 8429	1 644	16 904	33 310	395 351
8409991900	Other engine of machinery ofheading 8429 or 8430	84 389	442 092	899 098	6 045 024
8409992100	Carburettors & parts there of for engineof vehicles of heading 8701	540	68 541	32 695	135 537
8409992200	Cylinder blocks for engin of vehiclesof heading 8701	2 856	307 286	17 103	492 884
8409992300	Cyl liners for engine of vehicles ofwith =>50 mm diameter <155 m	9	1 155	234	45 133
8409992400	Other cylinder liners for enginesof vehicles of heading 8701	52	12 687	966	18 153
8409992500	Cyl heads & head covers forengines of vehicles of heading 8701	1 614	24 348	35 606	291 204
8409992600	Pistons for eng of vhl head 8701with =>50 mm diameter <155 mm	54	249	729	6 273
8409992700	Oth pistons for engines ofvehicles of heading 8701	0	211	0	6 224
8409992800	Pistons rings & gudgeon pins forengines of vehicles of heading 870	104	1 441	4 670	56 368
8409992900	Other for engines of vehicles of heading 8701	21 760	320 783	119 956	515 285
8409993100	Carburettors & parts there of for enginof vehicles of heading 8711	0	23 427	0	119 667
8409993200	Cylinder blocks; crank cases forengines of vehicles of heading 870	0	40 675	0	279 563
8409993300	Cylinder liners for enginesof vehicles of heading 8711	16	4 209	3 075	70 690
8409993400	Cyl heads & head covers forengines of vehicles of heading 8711	54	1 578	795	58 731
8409993500	Pistons for engines of vehiclesof heading 8711	187	5 426	4 188	111 724
8409993600	Pistons rings & gudgeon pins forengines of vehicles of heading 871	215	9 854	2 623	436 998
8409993900	Other for engines of vehiclesof heading 8711	61 036	459 253	1 093 928	9 884 252
8409994100	Carburettors & parts there of for enginof oth vehicles of chapter 8	742	5 736	735	18 143
8409994200	Cylinder blocks;crank case for enginesof oth vehicles of chapter 87	456 627	7 455 167	2 996 898	59 302 304
8409994300	Cyl liners for eng of oth vhl of chap 87with =>50 mm diameter <15	21 845	104 777	194 785	1 340 962
8409994400	Other cylinder liners for enginesof oth vehicles of heading 8701	27 033	116 582	63 203	459 420
8409994500	Cyl heads & head covers for enginesof oth vehicles of chapter 87	81 036	1 587 845	889 234	17 198 932

I.3. IMPOR MENURUT KOMODITI / IMPORT BY HS COMMODITY
***** SEPTEMBER/SEPTEMBER 2014 *****

HS	Uraian Komoditi Commodity Description	Berat Bersih / Net Weight (Kg)		Nilai / Value C.I.F (US\$)	
		Bulan ini Current Month	Kumulatif Cum.Jan. to date	Bulan ini Current Month	Kumulatif Cum.Jan. to date
8409994600	Pistons for eng of oth vhl chapter 87with =>50 mm diameter <155	15 454	139 696	61 720	1 318 049
8409994700	Other piston for engines ofother vehicles of chapter 87	11 579	78 668	29 670	353 697
8409994800	Pistons rings & gudgeon pins forengines of oth vehicles of chapter	37 556	346 696	272 313	2 790 281
8409994900	Other for engines of othervehicles of chapter 87	757 418	9 457 490	8 911 388	116 494 684
8409995100	Cyl block crank case,marine propuls.eng, power<= 22.38kw for vss	6	3 106	55	25 189
8409995200	Cyl liners for power<=22,38 kw of diamtr=>50 mm<155 mm for ves	0	2 136	0	11 598
8409995300	Other cylinder liners for engines vsslof chapter 89 wit power < 22,;	15	7 838	913	47 132
8409995400	Pistons for vssls eng <= 22,38 kw of=>50 mm diamtr <= 155 mm of	33	668	75	1 717
8409995500	Other piston for eng of vssl of chap 89 with mar propul eng of pow	0	1 224	0	6 942
8409995900	Oth.for vssls chapt.89,marine propul eng of a power<= 22.38 kw,ci	18 848	94 627	364 802	835 222
8409996100	Cyl.block,crank case,marine propuls.eng, power>= 22.38kw for vss	33	236	6 201	42 997
8409996200	Cyl liners for vssl eng >= 22,38 kw of=>50 mm diamtr <= 155 mm c	14 047	66 384	517 372	2 621 372
8409996300	Other cylinder liners for marinepropulsion engines of power > 22,;	9 741	98 928	64 525	516 502
8409996400	Pistons for vssls eng >= 22,38 kw of=>50 mm diamtr <= 155 mm of	2 849	51 180	100 783	789 429
8409996500	Other piston for marine propulsionengines of power > 22,38 kw	8 744	111 204	164 698	1 317 267
8409996900	Other for marine propulsion enginesof a power > 22,38 kw	462 358	3 857 664	2 545 141	28 825 303
8409997100	Carburettors & parts there of forother engines	4 107	123 170	65 016	973 083
8409997200	Cylinder blocks for other engines	4 297	85 732	184 807	2 133 405
8409997300	Cylinder liners for other engines with=>50 mm diamtr <= 155 mm	91	7 896	150	11 088
8409997400	Other cylinder liners for other engines	28 616	239 751	162 068	2 756 901
8409997500	Cyl heads & head covers for other engine	13 307	98 641	350 519	1 893 495
8409997600	Pistons for other engines with=>50 mm diamtr <= 155 mm	110	13 551	2 423	142 814
8409997700	Oth pistons for other engines	12 597	208 259	439 730	3 150 877
8409997800	Pistons rings & gudgeon pins forother engines	8 534	79 603	80 971	492 313
8409997900	Other than for engines	1 285 271	7 038 246	3 007 392	24 428 167
8410110000	Hydraulic turbine & water wheelsof power <= 1,000 kw	37 064	317 339	102 471	1 916 055
8410120000	Hydraulic turbines and water wheels of>1,000 kw power < 10,000	5 307	321 225	3 941	4 473 323
8410130000	Hydraulic turbines and water wheels ofwith a power exceeding 10	0	143	0	387
8410900000	Parts, including regulators ofhydraulic turbins and water wheels	158 500	1 373 308	758 688	8 095 080
8411110000	Turbo-jets of a thrust not exceed 25 kn	61 451	501 326	880 145	7 496 046
8411120000	Turbo-jets of a thrust exceeding 25 kn	7 442	18 293	1 184 853	2 871 513
8411210000	Turbo-propellers of a powernot exceeding 1,100 kw	6 586	43 196	414 448	5 320 788
8411220000	Turbo-propellers of a powerexceeding 1,100 kw	57	13 206	4 713	10 820 069
8411810000	Other gas turbines of a powernot exceeding 5,000 kw	0	217 469	0	19 165 697
8411820000	Other gas turbines of a powerexceeding 5,000 kw	3 605	45 257	1 048 258	10 454 931
8411910000	Parts of turbo-jets/turbo-propellers	233	19 487	158 231	916 014
8411990000	Oth Parts of turbo-jets/turbo-propellers	356 463	3 903 661	12 491 561	184 316 029
8412100000	Reaction engines oth than turbo-jets	4 787	90 983	60 283	1 499 480
8412210000	Hydraulic power engines and motorswith linear acting (cylinders)	376 812	2 240 270	2 797 058	20 503 422
8412290000	Hydraulic power engines and motorswith other linear acting (cylin	315 254	3 640 100	6 263 038	52 089 454
8412310000	Pneumatic power engines andmotors with linear acting (cylinders)	42 058	423 949	972 123	6 422 142
8412390000	Pneumatic power engines and motorswith other linear acting (cylil	106 993	281 086	1 673 606	6 256 919
8412800000	Oth engines and motors	210 813	1 604 827	1 151 358	14 119 934
8412901000	Parts of engines of subheading 8412.10	556	1 514	1 219	81 557
8412909000	oth parts of engines of subheading 841	136 573	1 035 789	1 359 243	17 579 312
8413110000	Pumps for dispensing fuel/lubricants ofthe type used in fill station,	115 780	644 653	1 033 337	11 433 482
8413190000	OthPumps for dispens fuel/lubricants ofthe type used in fill statior	147 209	3 232 148	2 012 039	23 375 993
8413201000	Water pump for hand pump,oth than those of subheading 8413.1`	8 117	325 733	42 426	881 991
8413209000	Oth Water pump for hand pump,oth than those of subheading 84`	84 579	527 222	315 295	2 891 531
8413301200	Recipro/rotary for water pumps/fuel ofkind eng of mtr vhl head 8`	226 226	1 926 376	5 080 373	46 812 412
8413301900	Reciprocating or rotary type for cooled pumps for intern combu	191 198	1 906 545	2 028 221	21 726 400
8413302100	Centrifugal type for water pumps/fuel ofkind eng of mtr vhl head {	240 560	1 826 060	3 206 169	24 095 922
8413302900	Centrifugal type for cooling mediumpumps for intern combustion	4 442	160 626	99 194	2 428 166
8413309200	Other water pumps or fuel pumps of kindused for eng of mtr vhl h	338 405	3 543 243	7 878 044	105 864 896
8413309900	Other Cooling medium pumps for internalcombustion piston engir	263 275	2 734 279	7 053 371	60 830 796
8413400000	Concrete pumps	7 726	721 038	95 986	7 117 456
8413503000	Oth reciproc positif displacement pumps,of water pumps with flov	227	1 094 268	2 318	2 622 913
8413504000	Oth reciproc (+) displmnt pumps,of waterpumps with >8000m/h fl	562	50 897	20 598	1 597 521
8413509000	Oth reciproc positif displacement pumps,of water pumps with flov	465 324	1 805 678	4 829 767	34 518 959
8413603010	Oth rotary positive displacement pumps,elctrly operated with flov	25 625	96 755	722 491	1 348 449
8413603020	Oth rotary positive displmnt pumps,notelctrly operated with flow	3 796	179 869	50 334	877 076
8413604000	Oth rotary (+) displmnt pumps,of waterpumps with>8000m/h flow	228	20 377	7 544	123 124
8413609000	Oth rotary positive displacementpumps, with flow rate > 13000 m	219 255	1 469 167	1 533 551	19 532 302
8413701100	Oth Ctrfgl pumps;sgl stage,water pmp forbelt drvr /drct coupl with	62 352	386 890	409 355	3 298 579

I.3. IMPOR MENURUT KOMODITI / IMPORT BY HS COMMODITY
***** SEPTEMBER/SEPTEMBER 2014 *****

HS	Uraian Komoditi Commodity Description	Berat Bersih / Net Weight (Kg)		Nilai / Value C.I.F (US\$)	
		Bulan ini Current Month	Kumulatif Cum.Jan. to date	Bulan ini Current Month	Kumulatif Cum.Jan. to date
8413701900	Oth centrifugal pumps;single suctionhorizontal shaft water pumps	483 709	3 437 512	4 553 128	43 548 332
8413703100	Submersible water pumps with an inletdiameter <= 200 mm	23 065	1 048 269	34 054	3 118 171
8413703900	Submersible water pumps with an inletdiameter >= 200 mm	151 589	1 153 478	366 041	6 437 387
8413704110	Oth water pumps of flow rate<8000m/h ofwith diamtr>200 mm of	402 906	2 510 286	1 659 739	8 754 072
8413704120	Oth water pumps of flow rate<8000m/h ofwith diamtr>200 mm of	16 448	599 530	60 701	4 062 280
8413704900	Oth water pumps of flow rate<8000m/hwith inlet diameter > 200	38 933	509 256	1 170 440	4 682 960
8413705100	Oth water pumps with > 8000 m/h flowrate <= 13000 m/h of dian	18 212	27 089	137 378	571 551
8413705900	Oth water pumps with flow rate>13000 m/hwith an inlet diameter	30 150	122 531	101 353	1 392 605
8413709100	Oth pumps with shafts common with theprime mover of an inlet c	0	207 205	0	4 609 933
8413709900	Oth pumps with shafts common with theprime mover of an inlet c	427 840	4 502 956	6 593 960	58 914 943
8413811110	Water pump with flow rate <= 8000 m/hwith electrically operated	24 939	801 556	136 265	3 841 814
8413811120	Water pump with flow rate <= 8000 m/hwith not electrically oper:	306 900	1 855 358	451 126	3 052 989
8413811200	Water pump with > 8000 m/hflow rate <= 13000 m/h	15 176	369 675	282 345	2 888 846
8413811900	Water pump with flow rate >= 13000 m/h	230 776	2 531 412	3 868 112	31 527 562
8413820010	Liquid elevators with electricallyoperated	194 483	1 216 250	637 514	13 933 219
8413820020	Liquid elevators with not electricallyoperated	91 431	411 764	1 881 117	13 505 343
8413911000	Part of pumps subheading 8413.20.10	590 473	4 905 787	392 863	5 445 059
8413912000	Part of pumps subheading 8413.20.90	5 639	95 078	63 997	838 639
8413913000	Part of pumps subheading8413.70.11 and 8413.70.19	82 294	520 575	945 175	4 309 572
8413914000	Part of other centrifugal pumps	467 268	4 481 674	5 101 761	40 835 830
8413919000	Part of other pumps	1 783 186	10 932 478	12 493 442	104 793 069
8413920000	Part of liquid elevators	2 585	37 752	33 758	520 644
8414100000	Vakum pumps	152 281	1 212 932	1 611 573	13 155 512
8414201000	Hand or foot operated air pumps;for bicycle pumps	391 988	1 718 936	358 876	1 558 088
8414209000	Other Hand or foot operated air pumps	126 659	1 070 832	504 555	3 445 253
8414302000	Compressors of kind used in refrigeratequipment for automotive /	129 820	1 839 372	1 375 668	14 172 254
8414303000	Compressors of kind used in refrigeratequipment oth of seal unit f	15 475	178 324	231 664	1 970 318
8414304000	Compr kind refrgt eqp oth with cap refr>21.10 kw or displacmnt p	459 415	3 613 352	2 577 527	21 066 669
8414309000	Compr kind refrgt eqp oth with cap refr<21.10 kw or displacmnt p	4 903 886	36 842 922	63 907 194	201 143 922
8414400000	Air compressors mounted ona wheeled chasis for lowing	338 059	3 842 863	1 841 501	19 894 494
8414511000	Table fans and box fans	11 867	144 589	116 239	1 019 232
8414519100	Fans with protective screen	44 900	336 013	203 205	1 688 786
8414519900	Other fans with protective screen	7 711	386 934	35 652	787 272
8414592000	Explosion-proof air fans of kind used inunderground mining with c.	2 591	12 923	11 822	169 619
8414593000	Blower with capacity < 125 kw	590 529	1 955 306	1 792 768	10 151 661
8414594100	Fans of a capacity <125 kw withprotective screen	117	3 370	3 526	112 062
8414594900	Oth fans of a capacity <125 kw withprotective screen	42 434	509 812	518 247	6 079 484
8414595000	Fans window with blowers	221 905	2 518 223	1 051 734	11 498 986
8414599100	Fans floor with protective screen	9 837	24 476	18 586	164 375
8414599900	Oth fans floor with protective screen	458 873	2 937 796	3 417 856	27 803 826
8414601100	Hoods have max horizon side<120 cm,fitwith a filter for laminer a	144 330	386 405	689 956	1 837 716
8414601900	Hood have max horiz side<120 cm,oth fitwith a filter for laminer :	36 651	244 067	197 173	1 601 133
8414609100	Hoods having maximum horizontal side<120 cm, to suitable for inc	505 470	602 261	1 582 437	2 699 487
8414609900	Hoods having maximum horizontal side<120 cm,oth suitable for in	523	170 738	13 631	681 729
8414801300	Hoods have max horizon side>120 cm,fitwith a filter for laminer a	7	35 350	512	651 937
8414801400	Hood have max horizon side<120 cm,fitwith a filter for laminer ai	1 246	842 691	9 376	7 862 854
8414801500	Hoods have max horizontal side>120 cm,no fit with filter suitable	78 234	469 593	439 962	3 575 639
8414801900	Hoods have max horizontal side>120 cm,no fit with filter,not suit	11 840	48 185	113 282	1 486 024
8414803000	Hoods have max horizon side<120 cm offree piston generators for	44 381	177 558	1 012 231	5 321 587
8414804100	Gas compr modul for use in oil drill oththan those of subhd 841431	205	987 323	22 155	46 044 643
8414804900	oth Gas compr modul for use in oil drill oth than those of subhd 84	490 793	5 491 405	6 563 234	94 356 428
8414805000	Hoods having maximum horizontalside < 120 cm for air pumps	75 292	588 815	370 252	3 356 020
8414809000	Hoods having maximum horizontalside > 120 cm for air pumps	506 895	4 681 781	5 391 419	56 670 450
8414901300	Parts of pumps or compressors forgoods of subheading 8414.10	53 559	584 345	276 887	3 253 751
8414901400	Parts of pumps or compressors forgoods of subheading 8414.20	997	17 711	16 276	104 166
8414901500	Parts of pumps or compressors forgoods of subheading 8414.30	310 120	2 354 417	6 387 465	52 657 507
8414901600	Parts of pumps or compressors forgoods of subheading 8414.40	57 247	448 866	199 755	1 787 473
8414901900	Oth parts of pumps or compressors forgoods of subheading 8414.	1 510 984	9 201 657	8 006 061	57 693 212
8414902100	Part of kind for fans suitable use ingoods of heading 8415, 8418, 8	26 637	465 745	325 813	2 782 921
8414902900	Oth part of kind for fan suitable use ingoods of heading 8415, 841	1 415 234	8 283 593	2 660 267	23 433 605
8414903100	Hoods for goods of subheading 8414.60	3 628	38 419	37 020	410 164
8414903200	Hoods for goods of subheading 8414.80	47 543	478 179	597 189	5 660 834
8415101000	AC mach, windows/wall types self-container "split system" & out p	6 277 630	38 607 358	36 628 229	231 006 106
8415109000	AC mach, windows/wall types self-container "split system" & out p	197 422	1 027 353	1 946 231	9 456 347

I.3. IMPOR MENURUT KOMODITI / IMPORT BY HS COMMODITY
***** SEPTEMBER/SEPTEMBER 2014 *****

HS	Uraian Komoditi Commodity Description	Berat Bersih / Net Weight (Kg)		Nilai / Value C.I.F (US\$)	
		Bulan ini Current Month	Kumulatif Cum.Jan. to date	Bulan ini Current Month	Kumulatif Cum.Jan. to date
8415201000	AC machine of a kind used for persons,in motor vehicles an out pu	14 427	42 023	67 500	162 762
8415209000	AC machine of a kind used for persons,in motor vehicles an out pu	0	6 093	0	40 142
8415811100	Inc.refri,reversible heat pump,used inaircraft of an output <= 21.10	286	21 881	4 739	107 282
8415811200	Inc.refri,revers heat pump,use inaircraft oput>21.10kw,air flow>67	0	141 693	0	385 459
8415811900	Inc.refri,revers heat pump,use inaircraft oput>21.10kw,air flow<67	14 863	338 537	205 963	3 220 212
8415812100	Inc.refri,revrs heat pump,use inrailway rolling stock an output<21	0	900	0	61 796
8415812900	Inc.refri,revers heat pump,use inrailway rolling stock an output>21	0	33 403	0	271 587
8415813100	Inc.refri.revers heat pump u in vhl oththose of subhd 8415,20 outp	15 238	27 171	108 472	248 016
8415813900	Inc.refri.revers heat pump u in vhl oththose of subhd 8415,20 outp	13 896	159 185	51 186	1 265 298
8415819100	Refri.revrs heat pump,oth.use arcrf,railroad,output>21.10kw,airfl>	7 374	104 953	73 938	830 981
8415819300	Refri.revrs heat pump,oth.use arcrf,railroad,output<21.10kw	33 340	108 325	188 736	600 489
8415819400	Refri.revrs heat pump,oth.use arcrf,railroad,output<21.10kw but<	0	22 754	0	91 138
8415819900	Refri.revrs heat pump,oth.use arcrf,railroad,output>21.10kw but>	1 149	511 684	35 170	5 862 029
8415821100	Oth,incorp a refri unit of use aircraft,output>21.10kw,each evapat	0	10 729	0	47 389
8415821900	Oth,incorp a refri unit of use aircraft,output<21.10kw,each evapat	11 800	187 459	63 353	1 509 676
8415822900	Oth,incorporat refri unit of a kind used in railway roll stock outnpu	21 910	26 776	1 435 829	1 504 789
8415823900	Oth,incorporat.a refri use in road vhcle oth.those subhd8415.20 or	13 416	42 624	127 267	404 329
8415829100	Oth,incorporat.refri unit oth.used inarcrf,railwy,rd vhl an uotput<	167 706	1 386 461	1 535 280	12 699 857
8415829900	Oth,incorporat.refri unit oth.used inarcrf,railwy,rd vhl an output>	107 130	689 366	921 764	6 591 129
8415831100	Not incorp a refri unit of used inaircraft,output>21.10kw,airflw>67	384 171	384 390	1 313 926	1 322 038
8415831900	Not incorp a refri unit of used inaircraft,output<21.10kw,airflw<67	0	451 522	0	3 477 630
8415832900	Not incorporating a refrigrating unitof used in aircraft with output:	0	1 745	0	10 557
8415839100	Not inc.a refri unit of kind Non usedaircrf,railway,vhl an out put < :	46 951	473 099	206 175	2 129 141
8415839900	Not inc.a refri unit of kind Non usedaircrf,railway,vhl an out put > :	278 930	2 023 313	3 048 406	16 351 003
8415901300	Parts AC machines of kind used in aircrf,railway with an output < 21	1 644	12 167	20 953	168 652
8415901400	Parts AC mach with an output <21,10 kwof evapor/condensers for	288 851	2 267 851	3 203 743	27 204 906
8415901910	Parts AC mach with an output <21,10 kwof chasis or cabinets, welk	148 860	689 015	422 671	2 011 817
8415901990	Parts AC mach with an output <21,10 kwoth than of chasis / cabin:	491 916	4 472 730	3 496 321	37 665 013
8415902500	Parts of mach with>21,10kw otput<26,38kw with evap<67,96 m/n	56 424	167 139	415 292	1 255 641
8415902600	Parts of mach with>21,10kw otput<26,38kwof kind used in aircrf/r	0	30 804	0	147 898
8415902900	Parts of mach with>21,10kw otput<26,38kwof kind used in motor	19 218	121 993	164 590	753 415
8415903500	Part mach with>26,38 kw output<52,75 kwwith evap>67,96 m/m	39 669	174 354	303 401	1 634 964
8415903900	Part mach with>26,38 kw output<52,75 kwwith evap<67,96 m/m	1 341	43 771	8 931	274 741
8415904500	Parts of mach with an output > 52,75 kwwith evapor > 67,96 m/m	62 525	728 918	1 198 821	11 243 403
8415904900	Parts of mach with an output < 52,75 kwwith evapor > 67,96 m/m	596 421	2 412 568	2 723 479	14 443 457
8416100000	Furnace burners for liquid fuel	187 551	478 919	1 408 923	5 318 979
8416200000	Other furnace burners,including combination burners	1 357 580	15 155 770	4 994 471	54 478 492
8416300000	Mechanical stokers,including their mech grate,mech ash discharg	40 956	306 722	46 838	994 582
8416900000	Parts of furnaces burners for liquid orsolid or gas fuel, mechanical	110 754	1 527 051	2 203 624	16 047 578
8417100000	Furnace&oven for the roast,melt/oth heattreat,of ores,pyrite met.	4 330 191	11 565 552	21 189 180	52 636 110
8417200000	Bakery ovens,including biskuit ovens	82 448	845 667	492 286	14 228 355
8417800000	Incinerators, non-electric	1 582 567	12 370 887	4 061 506	64 480 408
8417900000	Part of industrial/laboratory furnaces &oven,including incinerator:	9 772 931	24 535 787	20 935 076	83 183 116
8418101010	Refri-frez,fitt with separate externaldoor;household type with< 23	191 930	1 006 213	565 541	3 039 015
8418101090	Refri-frez,fitt with separate externaldoor;household type with> 23	923 363	7 004 653	3 448 216	28 745 072
8418109000	Refri-frez,fitt with separate externaldoor, industri type	130 897	614 809	580 756	2 840 889
8418210010	Refrigerator,household type withcompression type of capacity < 2	2 525	100 840	8 791	487 843
8418210090	Refrigerator,household type withcompression type of capacity > 2	23 243	177 071	136 185	1 290 530
8418290010	Refrigerator,household type oth thancompress type of capacity<=:	0	55 936	0	394 478
8418290090	Refrigerator,household type oth thancompress type of capacity > 2	9 540	12 339	34 666	56 218
8418301000	Freezer of the chest type,not exceed 200 i capacity	85 177	546 451	268 923	1 771 577
8418309000	Freezer of the chest type,not exceed 800 i capacity	135 519	2 742 260	505 232	12 263 651
8418401000	Freezer of the upright type,not exceed 200 i capacity	10 734	330 070	38 757	1 278 333
8418409000	Freezer of the upright type,not exceed 900 i capacity	6 919	53 105	62 140	561 773
8418501100	Refri chambers, capacity>200 l of kindsuitable for medical,surgical	0	31 825	0	217 597
8418501900	Oth Refri chambers, capcty>200 l of kindsuitable for medical,surgi	355 619	4 102 522	1 748 853	19 145 328
8418509100	Refri chambers, capacity<200 l of kindsuitable for medical,surgical	7 011	297 146	31 253	1 499 648
8418509900	Refrigerating equipment,capacity <=200 l not for medical, surgical	732 419	6 123 852	3 154 812	28 036 510
8418610000	Heat pump oth than ACmachines of heading 84.15	45 113	634 370	250 314	3 888 636
8418691000	Beverage coolers equipment;heat pumps	111 782	947 620	501 357	5 606 408
8418693000	Drinking water coolers equipment;heatpumps	4 042	46 443	30 913	487 601
8418694100	Water chillers cap>21.10 kw for AC with a refrigerating equip;hea	99 941	1 259 429	895 711	10 886 126
8418694900	Water chillers cap>21.10 kw not for AC machine with a refrigeratir	186 398	1 277 844	2 397 426	15 380 644
8418695000	Scale ice-maker units equipment;heat pumps	14 418	436 412	191 021	3 867 104

I.3. IMPOR MENURUT KOMODITI / IMPORT BY HS COMMODITY
***** SEPTEMBER/SEPTEMBER 2014 *****

HS	Uraian Komoditi Commodity Description	Berat Bersih / Net Weight (Kg)		Nilai / Value C.I.F (US\$)	
		Bulan ini Current Month	Kumulatif Cum.Jan. to date	Bulan ini Current Month	Kumulatif Cum.Jan. to date
8418699000	Oth refrigrt/freez equip,oth than heat pump oth than air conditior	503 997	3 033 051	3 761 922	25 364 416
8418910000	Part for good,sub 8418.(10,21,29,30,40),furniture to refri/freez	71 703	509 344	340 668	4 481 524
8418991000	Evaporators and condensers	807 727	6 507 853	3 016 506	25 130 484
8418994000	Aluminium rollbonds for sub 8418.10.10,8418.21, 8418.22 and 84	25 413	361 963	166 134	2 141 982
8418999010	Cabinets and doors, welded/painted	740 540	6 059 995	1 157 920	9 940 767
8418999090	Oth part refrig & freezers equipment electric/oth	1 135 062	9 189 689	3 432 685	28 938 436
8419111000	Instant gas water heaters,for householdtype, non electric	63 993	421 742	709 483	3 945 105
8419119000	Instant gas water heaters,not forhousehold type, non electric	119 396	315 462	391 395	1 503 020
8419191000	Instant water heaters oth than gas ,for household type, non elect	3 267	118 184	12 486	346 708
8419199000	Instant water heaters oth than gas ,not for household type, non e	2 143	397 484	33 384	1 459 286
8419200000	Instant water heaters, non electric forMedical,surgical/laboratory	37 330	184 731	1 233 026	5 632 656
8419311010	Evaporators,dryers for agriculture products, electrically operated	19 372	368 916	45 281	5 940 971
8419311090	Oth.than evaporators,dryers for agriproducts, electrically operate	348 246	1 357 672	1 076 131	13 049 209
8419312000	Dryers for agriculture products, nonelectrically operated	19 200	173 767	82 311	861 852
8419321000	Dryers for wood, paper pulp, paper/paperboard, electrically opera	393 075	2 978 646	1 927 495	16 809 764
8419322000	Dryers for wood, paper pulp, paper/paperboard, non electrically o	18 000	68 290	9 750	128 778
8419391100	Dryers machine electrically operated, for manufacture PCB	10 893	166 785	31 535	3 261 764
8419391900	Other dryers machine electrically operated	394 287	3 691 374	2 749 674	48 959 304
8419392000	Other dryers machine not electrically operated	4 422	39 783	13 281	693 943
8419401000	Distilling/rectifying plant electrically operated	192 556	2 173 653	6 806 483	38 023 169
8419402000	Distilling/rectifying plant not electrically operated	14 059	141 159	142 440	2 082 058
8419501000	Heat exchange units for Cooling towers	240 058	3 236 710	1 179 647	17 947 366
8419509010	Condensers for air conditionersfor motor vehicles	4 722	153 235	80 593	1 934 679
8419509020	Oth condensers for air conditioners	51 276	521 768	521 405	6 569 138
8419509030	Oth condensers electrically operated	261 045	2 004 016	2 453 561	26 900 726
8419509040	Oth condensers not electrically operated	774 446	2 548 177	4 022 748	30 263 258
8419601000	Machinery for liquefying air or othgases electrically operated	427 745	2 472 454	8 958 496	39 100 715
8419602000	Machinery for liquefying air or othgases not electrically operated	0	33 566	0	849 671
8419811000	Oth.mach,plant&equip for make hot drink/for cook/heat food, elek	35 258	435 054	353 800	6 502 748
8419812000	Oth.mach,plant&equip for make hot drink/for cook/heat food,not	75 348	373 549	672 396	4 322 527
8419891300	Machinery by a proces involving heat for manufacture of PCB/PWI	3 209	290 744	58 842	4 868 881
8419891900	Oth mach for making hot drinks/for cooking/heating food,electric	1 803 746	11 364 761	25 374 896	116 642 056
8419892000	Oth mach for making hot drinks/for cooking/heating food,not elec	1 200	2 721 912	41 352	13 910 028
8419901200	Part machin for the treatment by procesinvolve heat,for manufact	65 943	1 736 313	3 966 958	23 090 714
8419901300	Parts of electrcally operated , casingfor cooling towers	705	187 393	5 600	1 844 356
8419901900	Parts, oth machicne electrically operated	366 200	4 350 727	4 767 454	43 442 555
8419902100	Part machine,non-electric op,for treatby proces involve heat ,hous	9 230	111 259	32 191	321 177
8419902900	Part machine,non-electric op,for treatby proces involve heat ,not l	51 857	1 514 073	659 682	19 954 157
8420101000	Apprt.for the appl dry film/liquid photo resist,soldering paste, adh	4 109	152 944	115 681	2 063 649
8420102000	Oth Roller for ironing or wringers machsuitable for domestic use	7	18 149	3 465	205 726
8420109000	Oth calendering/oth rolling machine	50 719	371 465	299 265	5 854 232
8420911000	Cylinders, parts of apparatus for theappl of dry film,liquid photo re	111	4 058	50 942	356 852
8420919000	Cylinders, parts for oth calendering/oth rolling machine	4 890	72 943	94 788	802 068
8420991000	Oth parts of apparatus for the applic of dry film,liquid photo resist	544	6 590	74 105	606 406
8420999000	Oth parts for calendering/oth rolling machines	1 059	74 908	28 959	753 345
8421110000	Centrifuges,including centrifugal dryers for cream separators	693	32 392	86 682	717 340
8421120010	Centrifuges,including centrifugal dryers for cloth dryers cap<30 l	40	32 412	3 200	274 086
8421120020	Centrifuges,including centrifugal dryers for cloth dryers cap>30 l	0	40 469	0	206 157
8421191000	Centrifuges,including centrifugal dryers for sugar manufacture	30 556	409 172	920 843	5 190 123
8421199000	Oth centrifuges,including centrifugal dryers	88 244	224 738	1 121 862	4 968 678
8421211100	Filtering/purifying water machine & app for domestic use of a cap	49 441	1 310 984	792 456	8 077 851
8421211900	Oth filtering/purifying water machin& app of a capacity <= 500 l/l	266 707	3 405 258	4 951 359	42 811 690
8421212200	Filtering/purifying water machine & app,electrically operated of a	203 999	3 082 296	1 653 577	29 337 852
8421212300	Filtering/purifying water machine & app,non electric operated of .	33 981	340 278	401 967	5 611 283
8421223000	For filter/purify beverages oth thanwater, electric operated of a ca	14 491	107 675	459 653	2 358 609
8421229000	For filter/purify beverages oth than water of a capacity <= 500 l/hr	340 870	828 595	1 779 488	9 387 929
8421231100	Oil filters for internal combustionengines machinery pos 8429 or l	69 019	454 156	784 851	7 559 011
8421231900	Petrol filters for internal combustionengines machinery pos 8429	261 227	1 021 982	2 736 130	11 420 369
8421232100	Oil filters for motor vehicles ofchapter 87	126 976	1 062 449	1 777 570	14 013 247
8421232900	Petrol filters for motor vehicles ofchapter 87	51 950	810 818	741 479	12 294 282
8421239100	Oil filters for internal combustionengines machinery pos 8429 or l	63 578	385 762	800 618	5 808 522
8421239900	Petrol filters for internal combustionengines machinery pos 8429	189 030	890 199	1 915 082	11 455 478
8421291000	Filter/purify mach&appa for liquid of akind used for medical, surgi	9 881	216 564	362 648	5 029 672
8421292000	Filter/purify mach&apparatus for liquidof a kind used for sugar ma	1 171	458 890	4 210	4 677 617

I.3. IMPOR MENURUT KOMODITI / IMPORT BY HS COMMODITY
***** SEPTEMBER/SEPTEMBER 2014 *****

HS	Uraian Komoditi Commodity Description	Berat Bersih / Net Weight (Kg)		Nilai / Value C.I.F (US\$)	
		Bulan ini Current Month	Kumulatif Cum.Jan. to date	Bulan ini Current Month	Kumulatif Cum.Jan. to date
8421293000	Filter/purify mach&apparatus for liquidof a kind used in oil drill op	28 558	482 720	387 166	7 683 859
8421294000	Filter/purify mach&apparatus for petrolfilters	6 039	81 469	42 620	1 117 020
8421295000	Filter/purify mach&apparatus for oil filters	21 010	110 318	320 450	1 920 290
8421299000	Oth filtering machinery & apparatus forliquids not electrically oper	468 570	4 066 310	5 958 442	64 417 041
8421311000	Intake air filters for inter combustionengines for machine chapter	17 686	216 375	270 303	3 369 944
8421312000	Intake air filters for inter combustionengines for motor vehicles of	53 282	557 024	769 168	8 695 032
8421319000	Oth intake air filters for internalcombustion engines	140 821	1 343 838	1 366 794	15 903 229
8421392000	Air purifiers	626 941	7 290 401	6 505 533	59 947 015
8421399000	Filtering machines&apparatus for gases	1 748 042	8 746 616	10 615 874	105 167 714
8421911000	Parts of goods of subheading 8421.12, of centrifuges,includ centrif	433	6 069	39 674	269 088
8421912000	Parts of goods of subheading 8421.19.10of centrifuges,includ cent	2 520	18 968	143 264	614 605
8421919000	Parts of subhd 8421.11.00/8421.19.90 ofcentrifuges,includ centrif	13 058	113 581	634 130	3 505 302
8421992000	Parts filter cartridges of filter,subhd8421.23	34 316	368 736	846 952	8 164 466
8421993000	Parts of goods of subheading 8421.31	35 025	469 109	597 076	7 306 381
8421999100	Oth parts of goods of subheading8421.29.20	423	11 987	8 068	390 157
8421999400	Oth parts of goods of subheading 8421.21.11/8421.21.21	118 373	930 647	454 475	3 334 267
8421999500	Oth part of subhd 8421.31,8421.23.11,8421.23.19,8421.23.91/842	3 081	67 157	52 396	774 019
8421999900	Oth parts of goods of subheading8421.21.11/8421.21.21	570 925	4 550 212	6 869 607	57 527 283
8422110000	Dish washing machin of the house holdtype	2 241	11 925	13 459	125 828
8422190000	Dish washing machines not of thehousehold type	13 782	122 784	244 322	2 182 799
8422200000	Machinery for cleaning/drying bottles or oth containers	5 128	242 157	184 265	8 361 076
8422300000	Machinery for aerating beverages,filling,closing,seal,label bottles, i	660 776	3 952 835	20 129 534	123 478 250
8422400000	Other packing, wraping machinery(inc heat-shrink wraping machi	1 201 142	5 557 534	27 902 115	257 763 250
8422901000	Parts of goods of subheading 8422.11	4 259	12 445	193 100	400 084
8422909000	Part goods of subhd 8422 of oth than subheading 8422.11	165 589	1 380 874	20 146 170	95 756 843
8423101000	Personal weighing machin,including baby&household scales,electr	22 037	194 404	56 154	640 224
8423102000	Personal weighing machin,including baby& household scales,not e	74 240	642 383	111 246	1 274 527
8423201000	Scales for continuous weighing of goodson conveyors, electrically i	449 471	676 765	2 668 683	8 345 784
8423202000	Scales for continuous weighing of goodson conveyors, not electric	483	14 225	18 559	273 926
8423301000	Constan weight scales,predetermin weightscales & hopper scales,e	7 905	210 433	570 598	4 010 375
8423302000	Constan weight scales,predetermin weightscales&hopper scales,no	19 401	66 204	74 534	280 382
8423811000	Oth weighing machinery,max capacity<=30 kg, electrically operate	41 498	291 069	518 341	4 396 255
8423812000	Oth weighing machinery,max capacity<=30 kg, not electrically ope	130 348	1 436 888	197 966	2 436 892
8423821100	Oth.weigh mach,having a maximum weight30<capacity <= 1 000kg	14 880	67 308	39 822	397 407
8423821900	Oth.weigh mach,having a maximum weight1000<capacity <= 5 000	21 068	321 047	40 451	1 005 068
8423822100	Oth.weigh mach,having a maximum weight30<capacity <= 1 000kg	22 928	122 127	37 453	237 017
8423822900	Oth.weigh mach,having a maximum weight1000<capacity <= 5 000	56 815	165 885	86 348	406 251
8423891000	Oth weigh mach,oth.capacity > 5 000kg,electrically operated	408 382	1 551 211	1 333 797	7 628 359
8423892000	Oth weigh mach,oth.capacity > 5 000kg,not electrically operated	113 899	694 786	375 942	1 997 373
8423901000	Weighing machine weights	3 691	112 669	27 922	1 499 013
8423902100	Parts of Weighing machinery, electricall operated	27 205	383 373	237 191	6 096 133
8423902900	Parts of Weighing machinery,not electricall operated	14 913	259 904	59 518	1 685 630
8424101000	Fire extinguishers,whether/not chargedsuitable for aircraft use	0	9 761	0	33 480
8424109000	Fire extinguishers,whether/not chargedfor oth than aircraft use	69 153	717 513	114 391	2 098 638
8424201100	Spray guns & similar appliances for agri/horticultural,electric oper	64	14 418	2 515	61 423
8424201900	Spray guns&similar appliances not foragricult/horticultural,electric	44 597	207 769	390 221	2 624 550
8424202100	Spray guns & similar appliances foragricultural/horticultural,not el	16 203	69 029	134 840	452 765
8424202900	Spray guns&similar appliances not foragricultural/horticultural,not	20 649	380 338	151 151	3 119 658
8424300000	Steam/sand blasting machines&similar jet projecting machines, el	303 268	1 745 516	2 684 292	16 037 247
8424811000	Oth spraying liquid machine for agricul/hortikultural, drip irrigatio	49 174	318 647	173 233	1 618 123
8424813000	Hand-operated insecticide sprayers foragriculture/horticulture	55 924	774 189	282 219	3 992 791
8424814000	Oth.mach appliances for agricultural orhortikultural, not electically	28 587	628 712	129 156	1 575 785
8424815000	Oth.mach appliances for agricultural orhorti,oth drip irrigation sys	65 302	530 608	421 304	2 296 192
8424891000	Hand operated household sprayers ofcapacity not exceeding 3 l	43 037	509 645	156 023	1 714 325
8424892000	spray heads with dip tubes	37 394	266 966	133 196	1 239 048
8424894000	Dispersing/spraying machine of chemicalor electrochemical, for m	1 823	29 180	193 645	905 286
8424895000	Oth appl for project,dispers,spray liquids/powders,not household	227 713	3 829 442	2 880 506	41 437 490
8424899000	Oth appl for project,dispers,spray liquids/powders,not household	226 982	1 753 437	960 051	10 153 882
8424901000	Parts of fire extinguisher	122 663	578 428	1 135 523	6 554 338
8424902100	Parts of spray guns, of good of subhead8424.20.11,electrically ope	0	1 287	0	23 314
8424902300	Parts of spray gun,oth than of good ofsubhead 8424.20.11,electric	55 573	386 823	582 686	2 825 321
8424902400	Parts of spray guns, of good of subhead8424.20.11,not electrically	685	41 220	7 481	384 361
8424902900	Parts of spray gun,oth than of good ofsubhead 8424.20.11,not ele	83 106	389 141	231 621	2 554 779
8424903000	Parts of steam/sand blasting machine &similar jet projecting mach	38 199	209 228	1 097 867	3 304 144

I.3. IMPOR MENURUT KOMODITI / IMPORT BY HS COMMODITY
***** SEPTEMBER/SEPTEMBER 2014 *****

HS	Uraian Komoditi Commodity Description	Berat Bersih / Net Weight (Kg)		Nilai / Value C.I.F (US\$)	
		Bulan ini Current Month	Kumulatif Cum.Jan. to date	Bulan ini Current Month	Kumulatif Cum.Jan. to date
8424909300	Parts of oth appliance of subhead8424.81.10/8424.81.20	10 850	31 670	26 191	114 676
8424909400	Parts of oth appliance of subhead8424.81.30/8424.81.40	13 363	207 766	48 982	655 333
8424909500	Parts of oth appliance of subhead8424.81.10/8424.81.20	363	8 182	1 430	360 218
8424909900	Oth mechanical appliances (whether/not hand operated)	354 834	3 344 794	2 603 801	25 761 881
8425110000	Pulley tackle & hoists oth than skip for raising vehicles, by electric	202 992	2 303 920	1 753 890	19 067 154
8425190000	Pulley tackle & hoists oth than skip for raising vehicles, not electric	327 953	3 007 411	1 469 930	12 091 959
8425310000	Oth winches; capstans, poweredby electric motor	115 696	1 193 445	642 454	6 882 644
8425390000	Oth winches;capstans,oth than powered by oth electric motor	363 770	2 695 014	2 355 323	26 025 564
8425410000	Jacks hoists of built in jacking systemof a type used in garages	94 155	701 407	208 396	1 856 775
8425421000	Jacks used in tipping mechanismfor lorries	59 841	1 031 247	71 813	1 714 426
8425429000	Oth jacks and hoists, hydraulic	795 022	5 104 281	3 179 589	16 221 232
8425491000	Oth jacks;hoists of a kind used forraising vehicles, electrically oper	24 402	230 152	102 799	2 282 262
8425492000	Oth jacks;hoists of a kind used forraising vehicles, not electric oper	448 299	1 893 960	1 562 282	4 794 993
8426110000	Overhead traveling cranes on fixedsupport	398 191	6 292 842	1 875 571	21 552 901
8426120000	Mobile lifting frames on tyres andstraddle carries	207 125	6 069 259	1 043 872	27 306 605
8426192000	Bridge cranes	105 555	3 223 962	197 433	9 622 087
8426193000	Gantry cranes	1 114 719	8 344 624	7 494 788	43 005 934
8426199000	Other transporter cranes	4 501 916	19 088 116	21 530 242	104 148 241
8426200000	Tower cranes	689 752	9 322 055	1 060 752	20 118 397
8426300000	Portal/pedestal jib cranes	263 490	3 996 811	1 399 771	16 842 262
8426410000	Other Mobile lifting frames, self propelled, on tyres	493 570	3 595 093	2 924 914	27 199 092
8426490000	Other Mobile lifting frames, self propelled,oth than on tyres	3 102 137	11 778 389	9 652 137	49 164 779
8426910000	Other derricks machine designed formounting on road vehicles	451 318	4 017 484	755 057	8 902 389
8426990000	Other derricks machine designed formounting oth than on road v	386 680	3 557 030	2 890 361	20 752 721
8427100000	Self-propelled trucks powered by anelectric motor	900 703	7 916 062	5 133 513	48 422 531
8427200000	Oth self-propelled trucks	2 306 520	22 244 815	9 410 557	94 244 140
8427900000	Oth trucks	616 935	3 397 146	2 630 282	17 595 673
8428101000	Passenger lifts	2 835 100	18 767 307	12 589 753	74 858 528
8428102100	Oth lifts of a kind used in buildings	59 229	1 387 359	102 500	3 462 913
8428102900	Oth lifts oth than of a kind used inbuildings	111 709	2 504 536	759 915	16 921 661
8428109000	Skip hoists	61 259	517 314	521 015	3 223 492
8428201000	Pneumatic elevators and conveyors foragricultural use	0	210 207	0	1 005 926
8428202000	Automated machines for the transport,handling & storage of PCB/	41 186	185 679	1 044 287	4 946 961
8428209000	Oth pneumatic elevators & conveyors	381 777	3 440 952	4 692 774	42 155 076
8428310000	Oth continuous act elevators &conveyorsspecially designed for un	579 408	791 350	1 872 396	2 860 885
8428321000	Oth continuous act elevators &conveyors of bucket type,used for a	24 573	86 838	138 979	434 025
8428329000	Oth continuous act elevators &conveyors of bucket type,not used f	572 155	4 580 017	7 298 083	38 845 818
8428331000	conveyors belt , of kind use foragricultural type	6 220	229 801	28 686	712 767
8428332000	conveyor belt, Automated machiine forthe transport,hand & stora	240 043	1 028 012	1 263 734	5 408 613
8428339000	Other conveyor belt	1 296 150	1 385 131	3 769 705	5 117 253
8428391000	Other elevator of kind use foragriculture	0	23 172	0	157 109
8428393000	Oth elevator, automated machin fortransport, handling & storage	49 054	227 314	170 575	3 935 893
8428399000	Oth continuous-action elevators&conveyor, for goods/materials	4 428 186	17 529 427	18 318 591	115 836 667
8428400000	Escalators and moving walkways	1 237 609	6 492 354	3 482 328	18 217 091
8428600000	Teleferics, chair-lifts, ski-draglines;traction mechanisms for funicul	0	7 390	0	55 370
8428902000	Automated machine for the transport ,handling&storage of PCB/	18 235	261 577	1 198 896	6 718 139
8428903000	Mine wagon, locomotive/wagon transeverss, similar railway wagor	52	402 703	1 264	919 215
8428909000	Other machine for lifting, handling, loading/unloading	1 242 293	7 305 730	7 145 626	46 221 588
8429110000	Track laying, bulldozers and angledozers	1 448 258	8 174 806	13 759 360	76 841 084
8429190000	Bulldozer & angledozers other than track laying	193 132	1 366 266	1 707 988	9 105 354
8429200000	Graders and levellers	837 801	5 998 522	8 335 608	63 543 271
8429300000	Scrapers	4 710	72 079	29 872	485 252
8429403000	Tamping machines	192 792	1 134 239	955 161	6 796 590
8429404000	Vibratory smooth drum rollers, withcentrifuge force drum<20 ton	90 843	1 643 550	405 203	8 478 503
8429405000	Other vibratory road rollers	655 338	2 620 322	3 659 873	13 563 970
8429409000	Other Tamping mcachine and road rollers	142 334	729 522	1 121 796	3 415 332
8429510000	Front-end shovel loaders	1 838 963	16 556 529	12 357 305	92 385 489
8429520000	Mach with a 360, revolving super struct, mech shovels, excavators a	7 166 764	73 835 668	33 257 172	341 962 313
8429590000	Mech shovels, excavators & shove loaderoth front-end shovel, canr	488 869	6 561 653	422 979	26 200 216
8430100000	Pile-drivers and pile-extractors	1 092 584	7 128 817	2 370 523	17 104 249
8430200000	Snow-ploughs and snow-blowers	0	779	0	28 536
8430310000	Coal/rock cutters and tunneling machine , self-propelled	0	700 350	0	2 465 065
8430390000	Coal/rock cutters and tunneling machine ,oth than self-propelled	599 343	860 548	4 557 846	6 184 437
8430410000	Oth boring/sinking machinery selfpropelled	247 265	5 190 912	4 170 641	60 106 952

I.3. IMPOR MENURUT KOMODITI / IMPORT BY HS COMMODITY
***** SEPTEMBER/SEPTEMBER 2014 *****

HS	Uraian Komoditi Commodity Description	Berat Bersih / Net Weight (Kg)		Nilai / Value C.I.F (US\$)	
		Bulan ini Current Month	Kumulatif Cum.Jan. to date	Bulan ini Current Month	Kumulatif Cum.Jan. to date
8430491000	Boring mach,Wellhead platforms & integra produc modules for use	100 191	518 926	1 878 605	9 078 324
8430499000	Other boring or sinking machinery, not self propelled	361 292	6 100 676	1 883 709	44 937 428
8430500000	Oth moving,grading,levelling,scraping machinery, self-propelled	21 000	1 540 725	59 952	15 265 842
8430610000	Tamping/compacting machinery, not self propelled	20 200	290 228	43 814	880 929
8430690000	Oth machinery of heading 84.30 not self-propelled	34 938	1 301 618	394 397	17 809 444
8431101300	Parts suitable for of goods of subhead 8425.19,8425.39 or 8425.49,	129 738	801 097	3 284 368	13 565 567
8431101900	Oth parts suitable for of goods of heading 84.25, electrically operated	500 991	1 118 974	2 633 692	19 116 944
8431102200	Part suitable for goods of sub 8425.11,8425.20,8425.31,8425.41,84	28 598	380 601	132 124	1 306 409
8431102900	Oth parts suitable for of goods of heading 84.25, not electrically operated	87 988	814 838	124 564	5 831 541
8431200000	Parts suitable for goods of heading 84.27	128 115	969 907	836 982	8 290 480
8431311000	Parts of goods of sub 8428.10.(21,29),8428.10.90, of lift skip hoist/	152 156	1 523 566	652 104	7 881 827
8431312000	Parts of goods of sub 8428.10.10), 8428.40.00, of lift skip hoist/esc	290 712	2 635 922	2 617 341	15 190 772
8431391000	Part suitable for goods sub 8428.20.10,8428.32.10, 8428.33.10/84	20 292	245 339	379 469	3 253 252
8431392000	Parts suitable for goods of subheading 8428.90	62 544	135 376	1 623 206	3 656 175
8431394000	Part of auto mach. for transport/storage of PCB/PWBs/PCAs	11 599	233 415	183 829	2 826 179
8431399000	Part of other lifting, handling/loading machine	884 231	3 804 713	6 909 276	45 391 195
8431411000	Buckets, shovels, grabs and grips, of machine of subheading 84.26	179 073	2 104 255	381 118	10 167 227
8431419000	Buckets, shovels, grabs and grips, of machine other than of subhead	340 412	2 930 944	2 497 423	16 391 458
8431420000	Bulldozer or angledozer blades	349 622	2 079 686	2 098 124	12 693 551
8431430000	Parts of boring/sinking machinery of subhead 8430.41/8430.49	2 620 659	18 759 971	26 656 239	277 311 441
8431491000	Parts of machinery of heading 84.26 other than Buckets, shovels, gra	298 092	5 269 025	2 920 703	57 973 667
8431492000	Cutting edges or end bits for scrapers, graders/levellers	331 456	7 098 393	1 306 809	20 460 893
8431494000	Cutting edges or end bits for bulldozer or angledozer blades	814 705	911 038	1 294 970	1 725 178
8431495000	Parts of road rollers	290 707	2 205 983	1 660 592	11 083 636
8431496000	Oth parts of machinery of heading 84.30.20.00	0	23 373	0	124 092
8431499000	Oth parts suitable use of machinery of heading 84.30	6 982 882	54 402 989	40 053 665	315 494 954
8432100000	Ploughs	1 349	64 965	4 408	241 653
8432210000	Disc harrows	45 080	78 563	347 124	461 523
8432290000	Scarifiers, cultivators, weeders, hoes and oth harrows	6 828	183 378	61 910	1 112 574
8432300000	Seeders, planters and transplanters	1 693	105 895	46 301	1 510 213
8432400000	Manure spreaders, fertiliser distributor	2 646	28 614	37 811	364 123
8432801000	Other machinery for soil preparation or cultivation; of agricult/hort	36 556	141 899	500 400	1 911 353
8432802000	Lawn/sports-ground rollers	247	5 767	8 492	143 794
8432809000	Other machinery for soil preparation or cultivation	4 473	79 993	42 446	823 668
8432901000	Parts of machinery of subheading 8432.80.90	580	9 637	8 511	145 508
8432902000	Parts of lawn/sport-ground rollers	0	1	0	2
8432909000	Parts oth machinery for soil preparation/cultivation	52 701	407 587	257 975	2 641 155
8433110000	Mowers for lawns, parks/ground, powered with the cutting device r	214 170	1 312 749	855 371	4 798 546
8433191000	Mowers for lawns, parks/sports-grounds manually operated	0	863	0	482
8433199000	Oth mowers for lawns, parks/sport ground, oth than manually operated	22 950	561 653	158 161	2 749 614
8433200000	Oth mowers, including cutter bars for tractor mounting	3 969	68 597	31 396	516 957
8433300000	Other haymaking machinery	0	32 714	0	62 288
8433400000	Straw or fodder baler, including pick-up balers	0	6 892	0	125 073
8433510000	Combined harvester-threshers machinery	428 531	2 788 780	1 967 691	17 123 918
8433520000	Other threshing machinery	7 650	103 119	49 808	323 888
8433530000	Root or tuber harvesting machines	2 798	2 798	10 477	10 477
8433591000	Cotton pickers and cotton gins	0	66	0	6 671
8433599000	Other harvesting, threshing machinery	0	153 652	0	2 108 751
8433601000	Machin for cleaning, sorting/grading eggfruit/oth agricultur prod,el	6 921	65 801	52 801	1 515 222
8433602000	Machin for cleaning, sorting/grading eggfruit/oth agricultur prod, n	0	2 870	0	245 793
8433901000	Part mach: castor, of 100< diameter (inc tyres) <= 250mm, width whe	2 465	25 099	5 211	146 467
8433902000	Other parts machine of goods of subhead 8433.11 or 8433.19.90	4 017	315 978	22 419	1 001 319
8433903000	Other parts machine of goods of subhead 8433.19.10	391	4 473	6 114	115 369
8433909000	Other parts harvesting or threshing machine	36 497	439 513	142 184	2 333 949
8434101000	Milking machines, electrically operated	1 300	43 879	11 649	873 365
8434201000	Dairy machinery, electrically operated	10 376	179 651	647 620	9 605 630
8434202000	Dairy mach, not electrically operated	0	1 104	0	64 273
8434901000	Parts of milking & dairy mach. of electoperated machines	13 811	55 948	1 228 246	4 358 571
8434902000	Parts of milk & dairy mach of non electoperated machines	1 131	34 289	63 264	1 219 487
8435101000	Presses, crushers & manufacture of wine, cider, fruit juices, electric	67 559	839 657	368 473	5 711 935
8435102000	Presses, crushers & manufacture of wine, cider, fruit juices, not elect	23 358	74 807	30 336	97 518
8435901000	Parts of presses, crushers & manufacture of wine, cider, fruit juices, e	62 987	372 089	404 089	3 105 705
8435902000	Parts of presses, crushers & manufacture of wine, cider, fruit juices, r	4	7 917	18	16 367
8436101000	Machinery for preparing animal feedingstuffs, electrically operated	1 829 471	5 986 514	8 630 621	35 929 430

I.3. IMPOR MENURUT KOMODITI / IMPORT BY HS COMMODITY
***** SEPTEMBER/SEPTEMBER 2014 *****

HS	Uraian Komoditi Commodity Description	Berat Bersih / Net Weight (Kg)		Nilai / Value C.I.F (US\$)	
		Bulan ini Current Month	Kumulatif Cum.Jan. to date	Bulan ini Current Month	Kumulatif Cum.Jan. to date
8436102000	Machinery for preparing animal feedingstuffs, not electrically oper	12 123	142 281	137 951	970 976
8436211000	Poultry incubators & brooders, electricoperated	42 336	1 955 964	452 192	21 467 881
8436212000	Poultry incubators & brooders, notelectrically operated	7 503	74 419	94 406	711 269
8436291000	Oth poultry-keeping machinery, electricoperated	117 993	2 165 635	514 402	8 415 077
8436292000	Oth poultry-keeping machinery, notelectrically operated	343 937	1 241 574	688 877	4 529 411
8436801100	Other agric or horticultural machine,electric operated, inc Germin:	0	288 063	0	946 526
8436801900	Other machine, electric operated for poultry include bee keeping	13 180	1 377 876	62 101	6 961 357
8436802100	Other agric or horticultural machine,not electric operated, inc Ger	0	16 932	0	176 332
8436802900	Other machine, not electric operated for poultry include bee kepti	0	208 502	0	812 386
8436911000	Parts of poultry-keeping machinery/ poultry,incubator & brooders	101 701	531 883	571 976	4 479 166
8436912000	Parts of poultry-keeping machinery/ poultry,incubator&brooders,r	27 892	868 483	228 181	1 707 548
8436991100	Parts of other machin for agri & horti type,electric operated	14 958	110 049	27 582	264 541
8436991900	Parts of other poultry/bee-keeping machin, electric operated	38 605	1 226 722	415 060	5 568 844
8436992100	Parts of other machin for agri & hortitype/germanium ,not electric	23 080	113 447	305 404	1 225 546
8436992900	Parts of other poultry/bee-keepingmachine, not electric operated	21 390	332 933	179 057	2 072 922
8437101000	Machinery for grains:winnowing & cleanmachine, electrically oper	6 984	3 119 837	76 566	16 794 224
8437102000	Machinery for grains:winnowing & cleanmachines,not electric ope	3 109	19 760	11 289	520 439
8437805900	Machine for clean,sorting/grading seed ,grain dried leguminous ve	55 460	1 836 562	503 083	11 335 246
8437104000	Mach for clean,sorting/grad seed,graindried leguminous vegetabl	2 702	35 122	11 760	88 163
8437801000	Rice hullers & cone type rice mills,electrically operated	153 365	386 107	381 642	901 095
8437802000	Macinery for rice hullers & cone typerice mills,not electrically ope	126 475	578 159	150 119	741 831
8437803000	Cofee & corn mills machine for industrytype, electrical operated	3 468	67 412	25 794	1 489 414
8437804000	Cofee & corn mills machine for industrytype, not electrical operate	57 188	132 568	102 984	156 462
8437805100	Polishing machine for rice, sieving,bran cleaning&husking machine	64 711	1 008 943	404 935	7 569 317
8437805900	Other machine used in the milling indust or working of cerals, elec	33 689	953 758	92 648	10 329 539
8437806100	Polishing machine for rice, sieving,bran cleaning&husking machine	65 967	841 980	73 298	915 407
8437806900	Other machine used in the milling indust or working of cerals, not	7 731	742 593	6 482	3 643 213
8437901100	Parts of machin of subheading 8437.10, electrically operated	87 471	626 933	728 030	4 318 655
8437901900	Parts of machines oth than of subhead8437.10,electrically operate	341 771	1 035 336	2 723 608	4 851 710
8437902100	Parts of machines of subheading 8437.10,not electrically operated	19 515	80 538	27 720	173 679
8437902900	Oth parts of machines of subheading8437.10, not electrically ope	126 723	1 254 848	173 489	1 826 066
8438101000	Bakery machine,macaroni,spaghetti/simila products, electrically c	289 392	2 655 565	3 527 384	35 628 751
8438102000	Bakery machine,macaroni,spaghetti/simila products, not electrical	22 882	442 376	42 253	777 362
8438201000	Machine for the manufac of confectionary cocoa/chocolate, electr	70 186	970 482	2 773 901	31 856 253
8438202000	Machine for the manufacture of confectionary chocolate,not elect	0	62 797	0	2 563 471
8438301000	Machine for sugar manufacture, electricoperated	11 015	948 883	75 940	4 687 734
8438302000	Machinery for sugar manufacture, notelectrically operated	0	1 791	0	2 442
8438501000	Mach for the preparation of meat/poultry ,electrically operated	58 840	701 473	1 077 585	15 089 028
8438502000	Mach for the preparation of meat/poultry ,not electrically operate	45 589	141 444	34 920	171 968
8438601000	Machiner for the preparation of fruits,nuts/vegetable, electrically	38 374	353 690	377 041	10 449 439
8438602000	Machiner for the preparation of fruits,nuts/vegetable, not electric	25 723	136 877	22 151	173 422
8438801100	Coffee pulpers, electrically operated	28 935	287 316	119 059	2 529 158
8438801200	Coffee pulpers, not electricallyoperated	88	13 370	334	25 610
8438809100	Other machine for the industrial preparation/manufacture, electri	156 924	1 441 003	6 245 879	39 896 943
8438809200	Other machine for the industrial preparation/manufacture, not el	18 188	151 114	111 645	372 423
8438901100	Parts of electrically operated machineof subheading 8438.30.10	5 039	184 187	72 179	1 529 379
8438901200	Part of coffee pulper,electric operatedmachines	2 688	920 409	7 652	197 342
8438901900	Parts of oths goods of heading 84.38 electrically operated	128 176	1 331 796	2 989 912	27 514 331
8438902100	Parts of goods of subheading 8438.30.20not electrically operated	6 092	484 981	49 761	1 816 028
8438902200	Part of coffee pulpers,non electric operated machines	64	64	4 598	4 598
8438902900	Parts of oth goods of heading 84.38.20 of coffee pulpers,not elect	6 383	210 347	351 814	11 353 167
8439100000	Machinery for making pulp of fibrouscellulosic material	18 862	133 187	129 050	729 739
8439200000	Machinery for making paper/paperboard	32 672	4 279 512	632 090	70 058 697
8439300000	Machinery for finishing paper/paperboard	68 929	1 187 483	675 953	11 586 028
8439910000	Part of machine for mak pulp of fibrouscellulosic material,electric	35 346	1 175 297	1 446 605	23 423 045
8439990000	Parts for making/ finishing paper/ paperboard, electrically operat	201 532	4 529 244	3 757 038	72 765 031
8440101000	Book-binding mach, includ book-sewing,electrically operated	32 632	320 348	245 100	4 634 596
8440102000	Book-binding mach, includ book-sewing,not electrically operated	9 875	37 534	125 155	193 084
8440901000	Parts of book binding & sewing machineselectrically operated mac	1 112	4 641	20 227	294 230
8440902000	Parts of book binding & sewing machinesnot electrically operated	0	225	0	69 564
8441101000	Cutting paper machines, electrycallyoperated	303 690	3 891 576	3 129 249	40 255 920
8441102000	Cutting paper machine, not electrycallyoperated	13 412	238 339	50 338	1 490 299
8441201000	Machine for making bags,sacks/envelopeselectrically operated	10 113	528 853	108 460	4 004 618
8441202000	Machine for making bags,sacks/envelopesnot electrically operatec	2 852	66 319	5 733	506 787

I.3. IMPOR MENURUT KOMODITI / IMPORT BY HS COMMODITY
***** SEPTEMBER/SEPTEMBER 2014 *****

HS	Uraian Komoditi Commodity Description	Berat Bersih / Net Weight (Kg)		Nilai / Value C.I.F (US\$)	
		Bulan ini Current Month	Kumulatif Cum.Jan. to date	Bulan ini Current Month	Kumulatif Cum.Jan. to date
8441301000	Elect mach oth than by moulding for make cartons,boxes,cases,tul	114 685	1 509 554	1 345 593	17 072 671
8441302000	Not elect mach oth than by moulding formake cartons,boxes,case:	2 997	70 645	7 540	596 199
8441401000	Machines for moulding articles in paperpulp,paper/paperboard,ek	33 414	601 283	207 520	17 819 513
8441402000	Machines for moulding articles in paperpulp, paper/paperboard, n	1 920	9 357	2 412	20 614
8441801000	Oth machinery for making up paper pulp,paper/paperboard,electr	327 492	2 658 579	7 093 976	58 940 467
8441802000	Oth machinery for making up paper pulp,paper/paperboard,not el	182	247 112	383	3 420 841
8441901000	Part of machin for mak up paper pulp,paper/paperboar,cutting ma	127 424	897 508	2 046 878	19 772 774
8441902000	Parts of machin for mak up paper pulp,paper/paperboa,cutting ma	33 671	236 567	382 050	1 349 943
8442301000	Electric machine,app&equip for preparing/making plates,cylinders	79 640	444 165	2 800 311	9 848 055
8442302000	Non electric machine,app&equ for prepare/making plates,cylinder	8 641	123 495	121 845	926 712
8442401000	Parts,of electric machine,app&equip forprepare/making plates,cyl	6 976	297 587	81 985	3 151 557
8442402000	Parts, Non electric machine,app&equ forprepare/making plates,cy	5 347	27 335	164 408	756 948
8442500000	Plate,cyls&oth.print comp.plates,cyl & lithograph stones,prepared	106 133	792 462	1 028 766	9 101 273
8443110000	Ofset printing machinery, reel-fed	4 660	581 908	129 059	10 249 411
8443120000	Ofset printing machinery, sheet - fed,office type (use sheet<22x36	8 896	192 586	68 826	433 469
8443130000	Oth er offset printing machinery	411 844	3 493 032	6 006 599	58 514 942
8443140000	Letterpress printing machine, reel-fed,excluding flexographic print	9 066	196 876	19 242	2 464 773
8443150000	Letterpress printing machine, other than reel fed, excluding flexog	2 667	42 340	69 491	248 833
8443160000	Flexographic printing machinery	10 632	612 579	59 605	11 028 604
8443170000	Gravure printing machinery	254 826	704 355	3 374 051	17 979 236
8443190000	Other printing machine use for print bymeans of plates, cylinder&	13 231	440 378	202 243	6 787 895
8443311010	Printer-copier,ink-jet,color,capable ofconnecting to a data machin	652 599	3 906 601	7 575 968	44 414 750
8443311090	Printer-copier,ink-jet proces,no color,capable of connect to data n	8 841	217 667	213 257	1 729 650
8443312010	Printer-copier,laser proces,color, capable connect to data mach/n	3 741	125 421	199 570	4 553 859
8443312090	Printer-copier,laser proces,no color, capable connect to data mach	37 198	255 709	815 629	5 741 062
8443313010	Combination printer-copier-facs machine, color,connect to data m	166 228	1 227 643	1 840 213	17 177 879
8443313090	Combination printer-copier-facs machine, no color,connect to dat	56 810	497 074	1 256 523	10 783 228
8443319010	Oth mach which perform >= 2 function ofprinting,copying/facsimil	4 832	302 112	133 784	3 865 708
8443319090	Oth mach which perform >= 2 function ofprinting,copying/facsimil	23 877	276 293	490 191	6 373 050
8443321010	Dot matrix printer,color,capable connect to data machine/network	90	1 289	6 297	54 040
8443321090	Dot matrix printer,no color, capable ofconnect to data machine/ne	58 344	681 967	953 992	16 129 683
8443322010	Ink-jet printer,color,capable of connect to a data machine/network	603 640	3 723 885	7 977 167	56 991 424
8443322090	Ink-jet printer,no color, capable connect to a data machine/networ	11 330	89 955	344 948	4 898 974
8443323010	Laser printer,color, capable of connectto a data machine/network	27 518	247 255	577 760	4 516 068
8443323090	Ink-jet printer,no color, capable connect to a data machine/networ	139 862	661 407	2 412 330	10 170 439
8443324000	Facsimile machine capable of connect toa data machine/network	21 359	122 225	407 196	2 030 606
8443325010	Screen printing machinery,color, for the manufacture pcb/pwb,	12 590	192 305	42 950	1 510 027
8443325090	Screen printing machinery,no color, forthe manufacture pcb/pwb,	11 489	94 461	184 910	1 075 729
8443326000	Plotters	1 594	94 005	53 808	442 961
8443329010	Other printing machine,color,capableconnect to data machine/net	2 563	33 820	104 387	1 549 538
8443329090	Other printing machine,no color, capable connect to data machine.	16 556	174 877	716 298	7 961 230
8443391100	Electrostat photocopy,color,by reproduc original image direct ont	0	1	0	4 846
8443391900	Electros Photocopy,no color, by reproduc original image direct ont	113 591	1 552 231	167 688	2 488 840
8443392010	Electrostat photocopy ,color,by reproduc original image in-direct c	0	2 287	0	63 391
8443392090	Electros photocopy ,no color,by reproduc original image in-direct c	120 093	1 265 440	226 863	2 289 395
8443393090	Oth photocopy apparatus incorporating an optical system,no color	0	1 153	0	5 201
8443394010	Ink-jet printer, color, not capable ofconnect to network	0	1 122	0	13 903
8443394090	Ink-jet printer,not color,not capable of connect to network	0	1 682	0	6 912
8443399010	Laser printer , color, not capable ofconnect to network	0	60	0	8 261
8443399090	Laser printer ,not color,not capable of connect to network	13 286	33 382	206 249	667 933
8443910000	Part & accessori of print machinery used for print by component o	1 175 385	8 279 647	56 064 964	424 221 155
8443991000	Part & accessori of screen print machi-nerly for manufact of print c	4 718	25 670	188 926	1 344 120
8443992000	Ink-filled printer cartridges	550 030	2 071 118	22 995 978	90 652 712
8443993000	Paper feeders and sorters	3 448	36 818	537 290	2 981 206
8443999000	Oth part & accessori of screen printingmachinery	283 314	2 333 827	14 020 423	85 172 405
8444001000	Mach for extrude,texture/cut man-madetextile material,electric o	348 331	1 407 129	6 164 020	22 689 222
8444002000	Mach for extrude,texture/cut man-madetextile material,not electr	1 002	126 538	44 449	507 348
8445111000	Carding machines,electrically operated , for preparing textil fibres	194 836	2 779 244	1 430 841	25 688 476
8445112000	Carding machines, not electricallyoperated, for preparing textil fib	0	190	0	844
8445121000	Combing machines, electrically operated, for preparing textil fibre:	0	282 044	0	4 217 012
8445131000	Drawing/roving machines, electricallyoperated, for preparing texti	17 115	1 403 914	357 944	12 681 029
8445132000	Drawing/roving machines, not electricall operated, for preparing t	0	2 186	0	17 857
8445191000	Other machines for preparing textilefibres; electrically operated	173 839	1 261 693	1 158 036	10 710 184
8445192000	Other machines for preparing textilefibres; not electrically operate	0	6 283	0	27 528

I.3. IMPOR MENURUT KOMODITI / IMPORT BY HS COMMODITY
***** SEPTEMBER/SEPTEMBER 2014 *****

HS	Uraian Komoditi Commodity Description	Berat Bersih / Net Weight (Kg)		Nilai / Value C.I.F (US\$)	
		Bulan ini Current Month	Kumulatif Cum.Jan. to date	Bulan ini Current Month	Kumulatif Cum.Jan. to date
8445201000	Textile spinning machines; electrically operated	362 628	5 497 249	2 838 438	47 719 130
8445202000	Textile spinning machines,not electrical operated	57	1 028	5 595	28 596
8445301000	Textile doubling/twisting machines;electrically operated	202 253	2 151 463	606 678	13 632 868
8445302000	Textile doubling/twisting machines; notelectrically operated	2 342	2 342	4 479	4 479
8445401000	Textile winding(including weft-winding)or reeling machin,electrica	170 589	2 264 312	3 101 300	42 530 951
8445402000	Textile winding (including weft-winding) or reeling machine, not ele	1 774	4 130	2 604	71 818
8445901000	Mach for prepring textile yarns to usedweaving/knitting/stich bon	45 922	1 229 271	311 686	13 142 390
8445902000	Mach for prepring textile yarns to usedweaving/knitt/stich bond,n	77	6 364	2 994	29 504
8446101000	Machines for weaving fabricsof a width ? 30 cm, electric operated	40 507	272 412	396 993	3 839 069
8446102000	Machines for weaving fabricsof a width ? 30 cm,not electric opera	0	41	0	182
8446210000	Power looms	13 220	715 105	38 000	1 537 022
8446290000	Machines for weaving fabricsof a width >30 cm,shuttle type	236 653	1 260 227	2 083 473	10 508 317
8446300000	Machines for weaving fabricsof a width >30 cm, shuttleless type	797 062	4 759 479	6 156 230	38 011 555
8447111000	Circular knitting mach,cylinderdiamtr ? 165 mm, electrically opera	119 988	878 221	1 492 927	9 581 739
8447112000	Circular knitting mach,cylinderdiamtr ? 165 mm,not electric opera	24 300	43 463	457 219	518 794
8447121000	Circular knitting mach,cylinderdiamtr >165 mm, electrically operat	69 662	725 520	1 257 393	10 101 454
8447122000	Circular knitting mach,cylinder diamtr>165 mm,not electrically ope	0	1 835	0	15 124
8447201000	Flat knitting & stitch bonding machine,electrically operated	65 842	1 578 981	568 703	19 631 821
8447202000	Flat knitting & stitch bonding machine,not electrically operated	11 200	103 955	33 101	863 735
8447901000	Machines for making gimped yarn,tulle,lace&mach for tufting,elec	115 189	1 691 750	737 005	14 092 056
8447902000	Machines for making gimped yarn,tulle,lace&mach for tufting,not	15 612	148 879	24 222	525 247
8448111000	Dobbies & jacquards, card reducing,copying,puching/ass mach, ele	36 471	315 505	1 929 526	4 450 707
8448112000	Dobbies & jacquards, card reducing,copying,puching/ass mach,not	412	10 627	23 779	156 860
8448191000	Auxiliary mach for use extruding/preparetextile/weave/knitt, elect	68 706	704 277	886 061	9 577 422
8448192000	Auxiliary mach for use extruding/preparetextile/weave/knitt, not e	2 840	25 412	57 575	448 756
8448200000	Parts&accessories of machines for extrud/their auxiliary machiner	811 329	1 237 419	8 323 404	17 082 411
8448310000	Card clothing	20 960	269 935	451 028	4 630 436
8448320000	Parts & access of mach for preparingtextile fibres,other than card	2 960	245 932	188 458	2 303 103
8448330000	Spindles, spindle flyers,spinning rings,and ring travellers	32 216	199 253	744 228	6 184 245
8448390000	Oth parts & access of mach of preparingtextile fibres/their auxiliar	246 620	2 236 094	3 896 638	28 806 868
8448420000	Reeds for looms, healds & heald-frames	17 756	185 899	417 731	3 607 274
8448491000	Shuttles,elect operated mach,use withmachines for extruding & kr	9 298	341 385	131 025	1 812 169
8448499100	Oth parts&acces, elect operated,use withmachines for extruding &	86 763	658 777	1 657 204	7 557 179
8448499200	Parts&accs of non-elect operated, usemachines for extruding & kn	8 078	78 491	348 264	2 052 011
8448510000	Sinkers, needles&other articles used informing stitches	5 446	92 689	562 768	5 860 581
8448590000	Othe parts&accessories of mach forknitting/their auxiliary machin	63 189	436 507	720 875	5 885 085
8449001000	Mach for the manufacture/finishingof felt/nonwovens,electrically	5 726	1 416 012	337 548	35 171 749
8449002000	Mach for the manufacture/finishingof belt/nonwovens, not elect c	0	13 054	0	366 157
8450111000	Household/laundry-type washing machines;fully-automatic mach;v	493 278	1 099 675	1 581 788	3 869 450
8450119000	Household/laundry-type wash machines;fully- automatic machine	2 046 830	16 402 120	8 000 074	64 202 513
8450120010	Household/laundry-type wash machines;built-in centrifugal drier,c	350 142	1 997 017	1 142 825	7 001 721
8450120020	Household/laundry-type wash machines;built- in centrifugal drier,v	410 886	6 336 427	1 429 032	22 244 517
8450191020	Other household/laundry-type wash machindry linen capacity > 6 l	0	19 484	0	72 636
8450199010	Other household/laundry-type wash machindry linen capacity ? 6 l	103	2 267	76	5 013
8450199020	Other household/laundry-type wash machindry linen capacity > 6 l	1 971	3 398	6 518	15 302
8450200000	Household/laundry-type washing machines;a dry linen capacity >1	325 577	3 509 530	1 592 340	15 433 409
8450901000	Parts of mach of dry linencapacity > 10 kg	12 256	186 200	74 095	871 132
8450902000	Parts of mach of dry linen, full auto,with buil-in centrifugal drier,ca	396 521	4 113 667	1 550 662	15 017 315
8451100000	Dry-cleaning machines	5 641	213 078	182 574	1 170 857
8451210000	Drying machines,each of a dry linencapacity not exceeding 10 kg	41 937	353 482	202 240	1 543 936
8451290000	Drying machines,each of a dry linencapacity exceeding 10 kg	73 184	1 308 546	824 514	8 516 881
8451301000	Ironing machines and presses(including fusing presses)	1 207	85 090	16 437	581 320
8451309000	Ironing machines and presses(including fusing presses)	34 692	420 902	450 738	3 914 768
8451400000	Washing, bleaching/dyeing machines	310 623	1 983 288	2 693 021	23 422 958
8451500000	Mach. for reeling,unreeling,folding,cutting/pinking textile fabrics	61 074	621 702	635 242	8 943 741
8451800010	Other machinery exclude washing machfor laundry ; for domestic	0	5 789	0	34 293
8451800090	Other machinery exclude washing machfor laundry ; for domestic	185 822	2 795 407	2 411 702	33 026 626
8451901100	Parts of drying machines witha dry linen capacity ? 10 kg	65	42 861	1 773	93 206
8451901900	Parts of drying machines witha dry linen capacity ? 10 kg	4 487	34 071	71 531	545 047
8451909000	Parts of drying machines witha dry linen capacity > 10 kg	23 273	468 476	267 152	4 553 899
8452100000	Sewing machines of the household type	134 344	1 341 088	1 123 650	5 821 981
8452210000	Sewing machines;automatic units	112 603	1 951 329	1 463 522	23 642 164
8452290000	Sewing machines;not automatic units	891 617	5 004 564	6 602 196	44 656 590
8452300000	Sewing machine needles	4 035	100 316	63 859	916 465

I.3. IMPOR MENURUT KOMODITI / IMPORT BY HS COMMODITY
***** SEPTEMBER/SEPTEMBER 2014 *****

HS	Uraian Komoditi Commodity Description	Berat Bersih / Net Weight (Kg)		Nilai / Value C.I.F (US\$)	
		Bulan ini Current Month	Kumulatif Cum.Jan. to date	Bulan ini Current Month	Kumulatif Cum.Jan. to date
8452901100	Arm,bed,stand,flywheel,belt guard;pedals of sewing mach of hous	9 781	117 573	40 159	256 957
8452901200	Furniture, bases and covers for sewingmachines and parts there of	6 990	139 113	37 814	436 922
8452901900	Oth part of sewing mach of machineryof sewing machines of hous	20 036	570 061	163 229	2 397 735
8452909110	Arms beds,foot & pedals of mach excludeof sewing machines of hc	363	8 005	1 862	15 228
8452909190	Other parts of sewing mach of machineryof sewing machines of hc	9 726	96 374	79 524	881 550
8452909200	Furniture, bases and covers for sewingmachines and parts thereof	645	80 906	14 994	882 533
8452909900	Other parts of sewing mach of machineryexclude sewing mach of l	104 199	1 011 190	590 030	2 666 686
8453101000	Machinery for prepare,tanning/work hides, skins/leather, elect op	32 390	336 751	339 319	2 487 886
8453102000	Machinery for prepare,tanning/work hides, skins/leather, not elec	8 696	15 874	36 636	93 580
8453201000	Machinery for making/repairing footwear,electrically operated	185 698	1 941 734	1 662 003	19 223 322
8453202000	Machinery for making/repairing footwear,not electrically operatec	38 924	206 649	251 017	1 704 395
8453801000	Other Mach for make/repaire footwear,notsewing machine,electr	372 968	3 495 802	4 261 833	28 978 738
8453802000	Other Mach for make/repaire footwear,notsewing machine,not el	5 231	14 789	18 718	38 247
8453900000	Parts of machinery for preparing,tanningworking hides, skins, leatl	39 502	588 579	1 062 896	8 719 077
8454100000	Converters	19 458	440 145	236 755	2 061 243
8454200000	Ingot moulds and ladles	339 449	1 640 423	3 840 188	17 691 397
8454300000	Castng machines	589 301	4 439 396	7 176 804	64 214 566
8454900000	Parts of converter, ladles, ingot moulds, casting mach for metellur	337 241	2 519 969	2 253 497	22 098 279
8455100000	Tube mills	0	170 558	0	599 002
8455210000	Rolling mills,hot/combination hot & cold	673 963	5 581 882	2 297 642	10 068 435
8455220000	Rolling mills, cold	148 694	619 216	3 633 229	6 392 048
8455300000	Rolls for rolling mills	770 115	4 681 470	2 657 460	18 671 233
8455900000	Other parts of metal-rolling millsand rolls therefor.	1 594 251	8 754 610	4 975 063	29 261 119
8456100000	Mach tool for work any material byremoval material,operat by las	38 804	354 064	579 104	8 151 333
8456200000	Machines tool for work any material byremoval material,operat by	9 353	54 230	317 982	2 392 740
8456300000	Machines tool for work any material byremoval material,electro-d	50 825	430 239	944 256	7 668 698
8456901000	Mach tool for mnfact of printed circuit,numerical control,by plasm	330	49 285	7 152	863 098
8456902000	Wet proces equip for the application byimmersion of electrochem	93	98 172	5 420	845 876
8456909000	Oth mach tool for work any materialby other operating processes	51 085	357 169	544 770	5 234 546
8457100000	Machining centres	750 898	4 989 512	16 301 778	99 515 357
8457200000	Unit construction machines(single-station)	217 679	291 088	390 295	3 180 520
8457300000	Multi-station transfer machines	212	47 932	1 674	714 888
8458110000	Horizontal lathes, for removing metalnumerically controlled	350 868	2 779 869	8 929 438	60 980 255
8458191000	Horizontal lathes, for remove metal,bed-spidle ctr not excd? 300r	48 345	378 798	279 966	1 839 587
8458199000	Horizontal lathes, for remove metal, bed-spidle cntrl not excd>300r	352 569	2 012 343	1 369 745	10 830 424
8458910000	Other lathes,for removing metalnumerically controlled	46 239	478 512	790 336	12 612 863
8458991000	Oth lathes,for remove metal,not numericcntrl,spidle ctr-bed not e.	0	16 859	0	628 503
8458999000	Oth lathes,for remove metal,not numericcntrl, spidle cetnre-bed nc	151 368	1 752 050	1 001 669	21 582 108
8459101000	Way-type unit head machines,electrically operated	20 263	395 478	407 836	5 924 414
8459102000	Way-type unit head machines,not electrically operated	9 150	13 059	182 029	284 457
8459210000	Drilling machines,numerically controlled	43 709	309 289	179 780	6 052 454
8459291000	Drilling machines,electrically operated	81 245	1 015 615	629 856	6 960 079
8459292000	Drilling machines, not electricallyoperated	402	27 991	29 424	376 295
8459310000	Boring-milling machines, not horizontallathes,numerically controll	38 048	324 805	1 809 396	9 607 732
8459391000	Boring-milling machines,electricallyoperated, not horizontal lathes	26 391	161 697	96 761	950 061
8459392000	Boring-milling machines, not electricaloperated not horizontal latr	78	35 248	416	295 763
8459401000	Boring machines, electrically operated	65 330	398 643	931 483	3 601 174
8459402000	Boring machines, not electrical operated	6 845	180 230	42 377	1 346 803
8459510000	Milling machines, knee-type, numericallycontrolled	9 223	63 394	48 390	210 177
8459591000	Milling machines, knee-type,electrically operated	0	200 465	0	908 540
8459592000	Milling machines, knee-type,not electrically operated	10 227	53 111	52 988	224 827
8459610000	Other milling machines, numericallycontrolled	0	599 752	0	10 438 672
8459691000	Other milling machines, electricallyoperated	155 120	598 609	2 259 706	4 882 272
8459692000	Other milling machines, not electricallyoperated	0	5 542	0	30 430
8459701000	Other threading/tapping machines,electrically operated	25 404	312 707	316 090	4 069 499
8459702000	Other threading/tapping machines,not electrically operated	20 306	50 947	369 204	842 083
8460110000	Flat-surface grinding mach,an accur of at least 0.01 mm,numeric cc	77 738	215 244	2 669 596	6 780 635
8460191000	Other flat-surface grinding mach,anaccur at least 0.01 mm, elect o	130 611	516 800	2 016 719	8 385 723
8460192000	Oth flat-surface grinding mach,an accurat least 0.01 mm, not elect	2 045	28 433	18 072	350 841
8460210000	Other grinding mach,an accuracy of atleast 0.01 mm,numerically c	18 353	457 709	537 361	13 371 056
8460291000	Other grinding mach,an accuracy of atleast 0.01 mm, electrically o	47 887	706 141	265 883	10 427 202
8460292000	Other grinding mach,an accur at least0.01 mm, not electric operat	675	64 140	5 936	1 682 316
8460311000	Machine tools, numeric controlled, forsharpen carbide diamet ? 3.	27 008	168 874	384 582	2 081 753
8460319000	Oth sharpening (tool/cutter grinding)machines,numerically contro	6 795	139 991	16 564	882 997

I.3. IMPOR MENURUT KOMODITI / IMPORT BY HS COMMODITY
***** SEPTEMBER/SEPTEMBER 2014 *****

HS	Uraian Komoditi Commodity Description	Berat Bersih / <i>Net Weight</i> (Kg)		Nilai / <i>Value C.I.F</i> (US\$)	
		Bulan ini <i>Current Month</i>	Kumulatif <i>Cum.Jan. to date</i>	Bulan ini <i>Current Month</i>	Kumulatif <i>Cum.Jan. to date</i>
8460391000	Oth sharpening (tool/cutter grinding)machines, electrically operated	26 061	179 578	135 407	1 905 463
8460392000	Oth sharpening (tool/cutter grinding)machines, not electrically operated	55	7 156	1 727	137 130
8460401000	Honing/lapping machines,electrically operated	8 351	165 703	129 089	6 131 855
8460402000	Honing/lapping machines,not electrically operated	1 915	4 911	5 977	112 977
8460901000	Other machine-tools for deburring,abrasives/ polishing products, electrically operated	68 010	627 501	945 385	8 262 360
8460902000	Other mach-tools for deburring,abrasives/polishing products, not electrically operated	19 537	64 458	112 705	494 499
8461201000	Shaping/slotting machines,electricallyoperated	27 456	357 524	193 569	3 938 981
8461202000	Shaping/slotting mach,not electricallyoperated	1 635	33 983	5 084	195 084
8461301000	Broaching mach,electrically operated	21 136	64 273	531 128	2 260 780
8461302000	Broaching mach,not electric operated	9	521	2 271	25 133
8461401000	Gear cutting,gear grinding/gearfinishing mach electric operated	80 681	404 359	469 458	10 003 608
8461402000	Gear cutting,gear grinding/gearfinishing mach not electric operated	5 831	12 532	16 378	42 675
8461501000	Sawing/cutting-off machines,electrically operated	173 107	1 267 837	1 679 455	12 261 890
8461502000	Sawing/cutting-off machines,not electrically operated	12 475	174 572	134 862	1 214 263
8461901100	Planing machines,electric operated	0	11 330	0	139 665
8461901900	Other planing machines,electric operated	37 398	482 528	273 760	6 622 845
8461909100	Other planing machines,not electricoperated	0	10	0	3 122
8461909900	Other mach-tool work by removing metalor cerments, not electrically operated	54 666	252 986	218 930	1 379 912
8462101000	Forging/die-stamping machines (incl pres& hammers, electric operated)	1 393 287	22 268 797	9 941 296	198 587 415
8462102000	Forging/die-stamping machines (incl pres&hammers,not electric operated)	161 090	558 801	698 694	5 183 456
8462210000	Bend,fold,straighten/flattening machine(includ pres),numeric control	234 642	1 494 462	1 024 638	19 279 896
8462291000	Bend,fold,straighten/flattening machine(incl pres),unnumeric control	756 035	3 408 336	6 068 071	27 721 180
8462292000	Bend,fold,straighten/flattng mach(incl pres),unnumeric control,not electrically operated	50 446	552 464	337 511	2 986 271
8462310000	Shearing machine (incl press),oth thancombine punching mach,numerically controlled	195 690	2 096 953	1 143 275	14 688 196
8462391000	Shearing mach (incl press),oth than binepunching mach,numerically controlled	216 031	2 807 892	1 291 763	20 989 658
8462392000	Shearing mach (incl press),oth than binepunch mach,not electrically operated	15 342	191 080	63 535	751 776
8462410000	Punching/notching mach,incl comb punch &shearing mach,numerically controlled	44 260	530 571	399 174	4 971 689
8462491000	Punching/notching mach,incl comb punch &shearing mach,not numerically controlled	76 980	1 032 777	889 789	7 145 113
8462492000	Punching/notching mach,incl comb punch &shear mach,not numerically controlled	7 512	28 153	23 866	202 238
8462910000	Hydraulic presses	356 220	2 533 434	3 559 807	16 659 075
8462991000	Mach for manufac of boxes,cans & similarcontain of tin plate, electrically operated	4 262	622 862	34 976	3 439 109
8462992000	Mach for manufac of boxes,cans containtin plate,not electrically operated	0	122 953	0	516 678
8462995000	Oth machine for working metal by forging,hamming,electrically operated	75 200	3 086 109	499 781	19 012 830
8462996000	Oth machine for working metal by forging,hamming,not electrically operated	12 652	263 188	53 578	1 274 995
8463101000	Draw-benches for bars,tube,profile,wire,or the like, electrically operated	71 304	465 566	1 663 357	5 267 100
8463102000	Draw-benches for bars,tube,profile,wire,or the like, not electrically operated	4 746	111 139	12 274	309 088
8463201000	Thread rolling machines, electricallyoperated	30 918	3 299 700	179 307	9 829 119
8463202000	Thread rolling machines,not electricallyoperated	655	36 276	3 615	95 555
8463301000	Machines for working wire,electricallyoperated	138 101	1 221 801	2 159 161	13 041 989
8463302000	Machines for working wire,not electrically operated	24 696	53 830	279 657	412 345
8463901000	Oth mach tool for work metal/cerments,without remove material, electrically operated	60 734	1 257 714	1 958 168	27 629 211
8463902000	Oth mach tool for work metal/cerments,without remove material, not electrically operated	4 747	107 244	64 635	989 488
8464101000	Sawing machines, electrically operated	19 951	395 098	94 371	1 773 573
8464102000	Sawing machines,not electrically operated	0	607	0	21 826
8464201000	Grinding/polishing machines,electrically operated	66 012	662 297	147 965	3 032 129
8464202000	Grinding/polishing machines,not electrically operated	0	5 493	0	30 931
8464901000	Oth mach tool for work stone,ceramics/like mineral material,electrically operated	125 268	1 737 681	3 288 770	16 406 258
8464902000	Oth mach tool for work stone,ceramics/like mineral material,not electrically operated	30 753	530 671	1 874 713	3 000 145
8465100000	Mach, can carryout diffrnt type oprationwithout tool charge for scoring	64 291	712 163	563 366	6 017 429
8465911000	Sawing machines for scoring PCB/ PWB's electrically operated	5 644	32 439	18 388	654 641
8465912000	Other sawing mach for scoring PCB/ PWB's, electrically operated	162 986	1 775 264	801 347	7 528 776
8465919000	Other sawing mach for scoring PCB/ PWB's, not electrically operated	106 318	671 044	445 471	3 735 197
8465921000	Mach tools for routing PCB/PWB'ssubstrates,shank dmtr ? 3.175 mm	6 710	45 718	42 456	634 993
8465922000	Oth planing,milling/moulding(by cutting) mach,electrically operated	187 672	2 602 020	911 074	6 766 030
8465929000	Oth planing,milling/moulding(by cutting)machines,not electric operated	36 490	355 508	108 606	3 419 662
8465931000	Grinding, sanding/polishing machines,electrically operated	45 769	989 687	487 157	6 559 832
8465932000	Grinding, sanding/polishing machines,not electrically operated	5 236	41 775	9 502	104 377
8465941000	Bending/assembling machines,electrically operated	9 844	204 060	477 418	5 103 776
8465942000	Bending/assembling machines,not electrically operated	507	7 399	6 140	50 019
8465951000	Drilling mach for manufac PCB/PWB's , with a spindle speed > 50.000 rpm	8 459	42 700	34 526	191 599
8465953000	Other drilling/morticing machines,electrically operated	34 333	555 711	390 444	2 578 503
8465959000	Other drilling/morticing machines,not electrically operated	8 175	117 335	286 036	887 200
8465961000	Splitting, slicing/paring machines,electrically operated	112 042	1 254 966	816 517	6 079 488
8465962000	Splitting, slicing/paring machines,not electrically operated	8 243	128 222	203 321	516 119

I.3. IMPOR MENURUT KOMODITI / IMPORT BY HS COMMODITY
***** SEPTEMBER/SEPTEMBER 2014 *****

HS	Uraian Komoditi Commodity Description	Berat Bersih / Net Weight (Kg)		Nilai / Value C.I.F (US\$)	
		Bulan ini Current Month	Kumulatif Cum.Jan. to date	Bulan ini Current Month	Kumulatif Cum.Jan. to date
8465993000	Other machine tools, lathes,electrically operated	35 833	206 114	127 449	1 648 641
8465994000	Other machine tools, lathes,not electrically operated	0	37 126	0	198 947
8465995000	Mach for deburring surfaces ofPCB/PWB's, for scoring laminati pre	7 199	192 441	86 958	2 052 334
8465996000	Other mach-tools for nailing,stapling,glueing/otherwise assemb,el	151 784	1 376 866	804 928	11 076 901
8465999000	Other mach-tools for nailing,stapling,glueing/otherwise assemb,nc	38 574	637 672	132 042	4 697 960
8466101000	Tool hold.self-open dieheadsfor 8456.90,8460.31,8465.91,8465.92	1 995	68 654	95 691	1 711 108
8466109000	Oth tool holders & self-opening dieheads	69 412	491 424	1 626 639	13 306 834
8466201000	Work holders for sub 8456.99, 8460.31,8465.91, 8465.92, 8465.95	63 025	282 604	236 152	2 840 194
8466209000	Oth work holders for other machine tools	11 993	954 890	985 769	11 266 664
8466301000	Dividing h,special attachm 8456.99,8460.31,8465.91,8465.92,846	631	14 665	10 634	568 947
8466309000	Dividing h,not for attachm sub 8456.99,8460.31,8465.91,8465.92	19 064	108 105	939 783	4 245 985
8466910000	Parts&acces suitable for machineof heading 84.64-84.65	161 297	1 224 968	852 585	4 699 806
8466921000	Parts&acces suitabl for mach 8465. 91.10,8465.92.10,8465.95.10,	9 109	116 231	59 997	596 306
8466929000	Parts & acces suitable for machof otherheading 84.65	46 705	529 813	811 231	8 455 087
8466932000	Parts&acces suitabl for mach 8456. 99.20,8456.99.30,8456.99.40&	1 153	19 739	40 790	602 648
8466939000	Parts&acces suitable for mach of otherheadings 84.56 to 84.61	112 981	1 520 615	2 789 124	28 274 146
8466940000	Oth parts & acces suitable for machinesother headings 84.56 to 84	347 965	2 574 312	7 602 039	59 409 103
8467110000	Tool for work in the hand,pneumatic,rotary type (incl rotary percu	21 917	146 748	756 862	5 339 965
8467190000	Tool for working in the hand,pneumatic,in other type	58 279	483 036	248 184	3 707 687
8467210000	Drills of all kinds with self containedelectric motor	279 861	2 115 350	1 122 892	9 264 590
8467220000	Saws with self contained electric motor	137 525	847 349	801 107	4 470 126
8467290000	Oth tool for working in the hand,with self-contained electric moto	1 035 944	8 089 044	3 087 751	24 396 169
8467810000	Chain saws	294 229	1 885 290	477 447	4 998 311
8467890000	Oth tool for working in the hand,with self-contained non-electric r	96 610	612 578	834 916	4 094 686
8467911000	Part of chain saw,of elect-mechanic forwork in hand,self-cont. elec	13 921	32 514	16 799	85 722
8467919000	Part of chain saw,of elect-mechanic forwork in hand,self-cont. nor	111 548	1 400 109	349 177	2 461 256
8467920000	Parts of pneumatic tools	65 122	145 128	428 314	1 760 864
8467991000	Part of hydraulic tool,of goodswith self-contained electric motor	67 690	449 521	155 016	1 065 906
8467999000	Part of hydraulic tool,of goodsnot with self-contained electric mot	132 669	1 407 299	265 024	3 732 345
8468100000	Hand-held blow pipes	0	25 959	0	438 137
8468201000	Hand-operated gas welding, brazing/cutting appliances for metal	39 610	638 700	240 873	2 973 077
8468209000	Other gas-operated machinery & apparatus	154 760	575 745	1 079 675	4 490 833
8468800000	Other machinery and apparatus	18 094	462 580	116 380	4 199 938
8468901000	Parts of goods of hand-held blow pipes	25 298	527 379	68 713	1 316 247
8468902000	Parts of goods of hand-operat gas weldbrazing/cutting appliances	9 017	79 530	47 732	850 227
8468909000	Oth parts of not hand blow pipe/oprtedgas welding, braze/cut appl	123 411	1 160 390	853 057	8 949 884
8469001000	Word processing machines	0	12	0	25
8469009010	Automatic typewriters	518	14 218	855	212 489
8469009090	Non automatic typewrites	47	59 999	7 215	148 889
8470100000	Electronic calculators capable of operwithout an extrnl source elect	43 524	538 724	111 570	1 973 203
8470210000	Electronic calculating machinesincorporating a printing device	245	13 345	13 851	388 217
8470290000	Other electronic calculating machines	89 545	207 895	492 231	1 790 616
8470300000	Other calculating machines	90 338	1 133 432	149 512	4 553 491
8470500000	Cash registers	46 905	398 813	1 932 933	14 713 230
8470901000	Postage-franking machines	0	12 360	0	25 727
8470902000	Accounting machines	4 657	5 640	27 252	30 740
8470909000	Mach for pocket-size data record, reprod,display mach with calcul	1 825	10 109	35 253	72 447
8471301000	Palmtop &personal digital assistants(PDAs)	1 906	35 268	167 351	5 445 755
8471302000	Laptops incl notebooks and subnotebooks	693 407	7 281 703	41 216 532	538 326 396
8471309000	Oth portable digital automatic dataprocmach,weigh not more thar	308 781	2 437 768	25 601 894	351 722 494
8471411000	Personal computers excluding portable	187 395	906 245	9 804 991	47 479 033
8471419000	Other digital automatic data processingmachines	44 245	284 858	4 172 251	22 708 068
8471491000	Processing units for personal &portabcomputers,presented in forr	124 013	951 002	6 800 812	54 263 216
8471499000	Other digital automatic data proces mach,present in form of syste	58 406	688 235	2 773 738	26 797 175
8471501000	Process units for personal & portab comp,other automatic data pr	205 641	1 512 308	12 334 740	96 116 716
8471509000	Other digital automatic data proces mach,other automatic data pr	103 904	2 005 473	3 421 304	74 421 141
8471603000	Computer keyboards	102 709	599 299	726 376	5 372 097
8471604000	X-y coordinate input devices,includingmouse,light pens,joystick,tra	173 494	898 906	1 144 057	7 273 173
8471609000	Other mach input/output units,whether/not contain storg units sa	88 243	541 211	5 040 882	44 202 718
8471701000	Floppy disk drives	2 952	39 430	23 211	2 714 291
8471702000	Hard disk drives	328 894	2 616 442	10 096 326	92 686 906
8471703000	Tape drives	557	12 658	74 778	1 790 526
8471704000	Optical disk drives,including cd-romdrives,dvd drives & cd-r drives	72 755	543 026	1 974 833	17 911 815
8471705000	Proprietary fmat strge device incldmedia therefor fr automat dt pr	35 748	221 257	3 384 671	32 376 533

I.3. IMPOR MENURUT KOMODITI / IMPORT BY HS COMMODITY
***** SEPTEMBER/SEPTEMBER 2014 *****

HS	Uraian Komoditi Commodity Description	Berat Bersih / Net Weight (Kg)		Nilai / Value C.I.F (US\$)	
		Bulan ini Current Month	Kumulatif Cum.Jan. to date	Bulan ini Current Month	Kumulatif Cum.Jan. to date
8471709100	Automatic backup systems	506	3 492	14 243	287 781
8471709900	Other storage units of digital automatic data processing machines	39 813	348 473	2 225 502	18 848 066
8471801000	Control and adaptor units	56 294	505 848	1 179 695	11 843 798
8471807000	Sound card and video cards	7 177	116 600	46 317	758 224
8471809000	Other units of automatic data processing machines	140 200	849 286	4 931 358	38 461 268
8471901000	Bar code readers	14 783	99 447	61 348	2 959 751
8471902000	Optical character readers, document/image scanners	34 958	487 395	1 440 190	16 120 525
8471909000	Other automatic data processing machines & units thereof	209 264	1 444 296	3 861 772	42 705 233
8472101000	Duplicating machines, electric operated	3	4 492	141	270 561
8472102000	Duplicating machines, not electrically operated	2 661	25 298	9 646	93 625
8472301000	Machines for sorting/folding mail/for inserting mail in envelopes, e	200	12 691	816	463 983
8472302000	Machines for sorting/folding mail/for inserting mail in envelopes, nc	113	535	3 833	4 532
8472901000	Automatic teller machines	681 881	5 737 808	9 432 221	78 933 793
8472902000	Electronic fingerprint identification systems	18 886	132 088	184 707	767 712
8472903000	Other office machines, electrically operated	65 927	516 368	751 634	11 370 251
8472909000	Other office machines, not electrically operated	33 499	187 873	137 312	863 537
8473101000	Printed circuit assemblies for word- processing machines	11 812	51 463	278 440	2 911 130
8473109000	Other parts & acces of the mach of typewriter not printer/word pr	2 563	70 856	215 114	3 851 860
8473210000	Parts & accs of elect calculating; with/without extrnal sources & pr	30	1 713	1 881	52 063
8473290000	Other parts & accses of the machine of calculating, reproducing, di	12 245	129 721	223 577	2 472 854
8473301000	Assembled printed circuit boards	264 417	2 920 176	12 583 848	184 487 507
8473309000	Other parts & acces of the machines of automatic data processing	692 358	5 014 967	13 730 110	111 518 851
8473401100	Parts including printed circuit assemb for automatic teller machine	4 387	34 843	370 165	2 069 122
8473401900	Other parts & access of the mach of oth office machine, for elect op	4 091	63 907	435 383	4 257 138
8473402000	Other parts & access of the mach of oth office machine, for non elec	2 435	10 308	51 153	217 324
8473501100	Parts & access suitable for use with mach auto data procc mach & u	19 027	100 972	56 424	1 371 169
8473501900	Part & acc suitabl for use mach typewriter not printers & oth office m	10 332	58 879	105 730	701 939
8473502000	Part & acc suitabl for use mach typewriter not print & oth office macl	0	36	0	1 835
8474101000	Sorting, screening, separating/washing machines, electrically operat	549 002	4 757 528	4 683 101	34 036 782
8474102000	Sorting, screening, separating/washing machines, not electrically op	11 691	382 219	105 960	2 458 156
8474201100	Crushing/grinding machines for stone electrically operated	1 386 569	12 762 319	9 334 878	60 538 345
8474201900	Crushing/grinding mach for earth, oresoth mineral substances, elect	4 138 857	13 469 249	14 492 314	97 469 466
8474202100	Crushing/grinding mach for stone not electrically operated	14 465	329 941	32 918	532 439
8474202900	Crushing/grinding mach for earth, oresoth mineral substances, not e	74 489	982 479	196 849	3 469 343
8474311000	Concrete/mortar mixers, electrically operated	88 229	4 171 836	438 764	16 588 349
8474312000	Concrete/mortar mixers, not electrically operated	248 127	1 531 172	768 500	5 590 484
8474321100	Mach for mixing mineral substances with bitumen, output cap ? 80	0	755 366	0	1 383 752
8474321900	Mach for mixing mineral substances with bitumen, output cap > 80	1 531 079	5 954 313	22 791 491	57 597 127
8474322900	Mach for mix mineral substnc wth bitumen, output cap >80 t/h, noi	0	1 567 727	0	11 175 765
8474391000	Other mixing/kneading machines electrically operated	3 209 490	8 407 360	7 756 118	61 337 621
8474392000	Other mixing/kneading machines not electrically operated	292	1 074 260	2 417	4 204 193
8474801000	Mach for agglomerating, shaping/moulds solid mineral fuels, electric	4 221 323	15 239 108	13 223 187	65 324 384
8474802000	Mach for agglomerating, shaping/moulds solid mineral fuels, not elec	14 182	559 163	30 407	3 412 169
8474901000	Parts of mach for sort, creen, separate, wash, crush, grinding & mixing	1 713 116	17 347 995	12 157 747	125 940 988
8474902000	Parts of mach for sort, creen, separate, wash, crush, grinding & mix, nc	163 407	1 151 465	1 377 214	12 640 954
8475101000	Mach for assembl electric/electronic clamps tubes/valves, electric op	8 695	25 511	43 350	188 174
8475102000	Mach for assembl electric/electronic clamps tubes/valves, not elect.	78	1 717	5 588	93 756
8475210000	Machines for making optical fibres and preforms thereof	0	2	0	441
8475290000	Other machines for manufacturing/hot working glass/glassware	92 356	219 108	972 134	3 657 415
8475901000	Part of mach for assmb/mfg elect/elctri hot work glassware, elect	3 155	197 071	173 071	5 673 552
8475902000	Part of mach for assmb/mfg elect/elctri hot work glassware, not e	4	2 605	7 203	387 286
8476210000	Automatic beverage-vending machin, incorporating heating/refrig	8 641	35 835	206 965	528 423
8476290000	Other automatic beverage-vending machines	1 300	9 118	5 600	157 262
8476810000	Other automatic goods-vending mach, incorporating heating/refrig	0	1 819	0	15 267
8476890000	Other automatic goods-vending mach, without heating/refrigerati	65	5 752	6 183	111 584
8476900000	Parts of automatic goods-vend mach incorpor heating/refrigerating	27 947	490 612	521 295	7 873 778
8477101000	Injection-moulding machines for moulding rubber	665 818	5 093 512	4 493 910	44 683 306
8477103100	P.v.c. injection moulding machine	1 040 486	9 609 958	5 548 125	70 586 863
8477103900	Other injection-moulding machines for moulding plastics	156 361	1 426 406	1 312 540	14 250 842
8477201000	Extruders for extruding rubber	47 491	593 901	347 583	6 312 118
8477202000	Extruders for extruding plastics	459 811	4 460 082	4 114 938	56 378 560
8477300000	Blow moulding machines	241 236	2 591 599	7 094 100	71 478 907
8477401000	Vacuum moulding & other thermo forming for moulding/forming r	42 386	682 984	208 678	6 150 542
8477402000	Vacuum moulding & other thermo forming for moulding/forming p	108 491	2 385 657	1 653 975	35 592 810

I.3. IMPOR MENURUT KOMODITI / IMPORT BY HS COMMODITY
***** SEPTEMBER/SEPTEMBER 2014 *****

HS	Uraian Komoditi Commodity Description	Berat Bersih / Net Weight (Kg)		Nilai / Value C.I.F (US\$)	
		Bulan ini Current Month	Kumulatif Cum.Jan. to date	Bulan ini Current Month	Kumulatif Cum.Jan. to date
8477510000	Mach for mould/retread pneunt tyres,for mould/othwise forming	32 098	639 501	179 750	6 341 550
8477591000	Other machine for moulding/otherwiseforming for rubber	29 275	1 014 062	535 364	8 935 087
8477592000	Other machine for moulding/otherwiseorming for plastics	149 680	1 762 333	952 760	23 215 372
8477801000	Other machinery for working rubber/rubber products, electrically	459 741	8 243 123	4 362 197	71 212 203
8477802000	Other machinery for working rubber/rubber products, not electric	230 049	1 411 137	5 706 368	23 875 046
8477803100	Lamination presses for the manufactrof PCB/PWBs	0	82 162	0	873 128
8477803900	Other machinery for rubber or plastics,electrically operated	533 793	4 916 898	4 238 274	61 987 309
8477804000	Other machinery for working rubber/plastic products, not elect op	43 980	250 720	769 436	3 252 743
8477901000	Parts of electrically operatd mach forworking rubber/products froi	355 259	3 344 607	3 725 274	26 643 874
8477902000	Part of nonelectric opratd mach forworking rubb/fr the manuf pro	104 091	1 157 295	1 735 693	18 913 479
8477903200	Pars of lamination pressesfor the manufc of PCB/PWBs	30 578	357 783	906 843	3 507 614
8477903900	Oth Parts not parts of laminationpresses for the manufc of PCB/PV	17 904	355 249	389 629	5 636 290
8477904000	Part of nonelectric opratd mach for workplastic/for the manuftp p	35 879	593 355	614 168	9 778 044
8478101000	Machinery for preparing/making uptobacco, electrically operated	199 893	2 413 943	24 512 599	207 100 228
8478102000	Machinery for preparing/making uptobacco, not electrically opera	0	14 575	0	139 369
8478901000	Parts of machinery for preparing/makingup tobacco, electrically o	20 866	740 370	3 091 215	99 197 226
8478902000	Parts of machinery for preparing/makingup tobacco, not electrical	3 858	56 138	30 596	469 565
8479101000	Machinery for public works,building/the like electrically operated	233 360	1 834 326	769 528	7 526 985
8479102000	Machinery fr public works,building/the like not electrically operatc	15 247	328 071	172 381	3 157 479
8479201000	Mach for the extract/preparation ofanimal/fix vegetabl fat/oil, ele	7 203 702	29 600 035	52 822 811	192 321 297
8479202000	Mach for the extract/preparation of animal/fix vegetabl fat/oil,noi	153 459	4 362 407	276 106	7 330 132
8479301000	Presses for the manufacture of particleboard electrically operated	857 636	4 195 549	2 305 414	9 888 437
8479302000	Presses for the manufacture of particleboard not electrically operc	2 464	98 424	72 598	272 896
8479401000	Rope/cable making machines,electrically operated	61 185	476 517	1 078 100	6 870 224
8479402000	Rope/cable making machines,not electrically operated	477	9 740	1 080	289 643
8479500000	Industrial robots, not elsewherespecified/included	194 377	1 235 527	6 252 421	48 683 738
8479600000	Evaporative air coolers	260 418	1 660 354	2 063 235	15 138 869
8479710000	Passenger boarding bridges of kind usein airports	0	110	0	5 213
8479790000	Oth passenger boarding bridges	107 354	772 174	1 701 354	12 514 858
8479811000	Oth mach&mechanical appliance fortreating metal,electrically ope	90 874	1 084 403	1 538 403	17 418 703
8479812000	Oth mach&mechanical appliance fortreating mtl,non electrically o	7 873	273 464	241 993	2 360 459
8479821000	Mixing,kneading,crush,grind,screen,sift,homogenis,& emulsift/stir	1 319 380	5 630 367	13 711 685	84 718 861
8479822000	Mixing,kneading,crush,grind,screen,sift,homogenis,& emulsift/stir	58 348	566 522	565 749	9 740 071
8479892000	Machinery for assembling CPU	277 676	779 456	4 091 324	14 978 660
8479893000	Oth mach for assembling CPU daughterboard in plastic case/housi	525 347	5 737 385	10 925 553	144 073 705
8479894000	Oth mach for assembling CPU daughterboard in plastic case/housi	88 840	1 542 050	3 156 418	58 734 203
8479902000	Part of goods Oth mach for assemblingCPU daughter plastic case/t	40 532	154 524	1 182 989	6 594 729
8479903000	Part of oth electrically operatedmachine	455 476	5 732 136	5 807 072	59 862 114
8479904000	Part of nonelectrically operatedmachinery	407 906	1 790 138	3 810 605	27 725 656
8480100000	Moulding boxes for metal foundry	51 283	390 718	1 039 619	8 371 331
8480200000	Mould bases	278 003	3 175 582	3 392 430	30 370 180
8480301000	Moulding patterns, of copper	851	32 012	62 369	1 095 442
8480309000	Moulding patterns, of other material	382 600	2 845 258	5 353 855	53 316 527
8480410000	Moulds for metal/metal carbidesinjectionn or compression types	59 851	729 052	2 601 710	19 263 398
8480490000	Moulds for metal/metal carbidesnot injection or compression type	102 376	1 333 422	1 577 586	20 225 963
8480500000	Moulds for glass	16 632	101 453	456 474	2 631 425
8480600000	Moulds for mineral materials	1 162 732	7 242 445	5 198 801	31 862 116
8480711000	Moulds for rubber or plastics, injectionor compression type for fot	58 793	714 138	1 383 658	10 918 962
8480719010	Moulds for rubber or plastics, injectionor compression type for op	0	5 016	0	438 220
8480719090	Oth moulds for rubber,plastics,injection/ compression type	684 577	5 136 502	12 663 906	102 389 563
8480791000	Mould for rubber,plastics, not injection, compression type for fotv	45 277	425 484	1 013 762	5 298 755
8480799000	Oth mould for rubber,plastics,not injection , compression type	37 013	205 900	1 008 643	6 540 125
8481101100	Pres-reduce valve,iron/steel, manual	56 832	710 283	510 955	4 971 545
8481101900	Pres-reduce valve,iron/steel,automaticoperate ,5 cm ? internal dia	242 440	2 175 937	3 324 282	30 809 330
8481102100	Pressure-reducing valves of copper/copper alloys internal diamtr ?	46 419	580 301	738 418	13 285 219
8481102200	Pressure-reducing valves of copper/copper alloys internal diamtr >	21 476	87 924	66 972	350 462
8481109100	Oth pressure-reducing valves ofplastics 1cm ? internal diamtr > 2.	3 472	28 093	43 953	372 236
8481109900	Oth pressure-reducing valvesnot of plastics	21 364	299 554	150 844	2 648 254
8481201000	Valve for olehydraulic/pneumatic tran,manual oprtd, 5 cm ? intl di	14 065	55 031	323 408	1 675 708
8481202000	Valve for olehydraulic/pneumatic tran,ofcooper/cooper aloy, 1cm	3 342	26 160	86 187	429 305
8481209000	Oth valve for olehydraulic/pneumatictransmissions	449 462	2 208 825	4 724 058	32 733 421
8481301000	Check (nonreturn) valve of swing check-valve type,40 cm ?inlets in	45 606	519 645	234 545	6 763 172
8481302000	Check (nonreturn) valve,copper/copperalloy, internal diameter < 2	17 651	226 076	88 598	747 690
8481303000	Check (nonreturn) valve of plastics,10cm ? internal diameter ? 25 (616	6 483	3 433	50 912

I.3. IMPOR MENURUT KOMODITI / IMPORT BY HS COMMODITY
***** SEPTEMBER/SEPTEMBER 2014 *****

HS	Uraian Komoditi Commodity Description	Berat Bersih / Net Weight (Kg)		Nilai / Value C.I.F (US\$)	
		Bulan ini Current Month	Kumulatif Cum.Jan. to date	Bulan ini Current Month	Kumulatif Cum.Jan. to date
8481309000	Other check (nonreturn) valves	602 387	3 529 706	5 161 857	41 746 728
8481401000	Safety/relief valves of copper/copperalloy < 2.5cm	3 534	78 991	172 283	2 433 253
8481402000	Safety/relief valves of plastics10cm ? internal diameter ? 25 cm	78	18 334	1 040	320 272
8481409000	Oth safety/relief valves	173 760	2 482 203	4 689 915	45 805 520
8481801100	Valves for inner tube of copper/copperalloys	147 760	1 511 705	1 499 562	15 285 588
8481801200	Valves for inner tubes of oth materials	56 894	1 266 252	486 853	12 435 447
8481801300	Valves for tubeless tyres of copper/copper alloys	3 703	12 492	44 442	149 132
8481801400	Valves for tubeless tyresof oth materials	12 835	293 411	261 425	4 172 481
8481802100	Lpg cylinder valv of cooper/cooper alloyhaving inlet&outlet intl dia	20 584	68 211	21 332	82 811
8481802200	Lpg cylinder valv of cooper/cooper alloyhaving inlet&outlet intl dia	737	70 327	5 949	124 237
8481803000	Cocks/valves,whether/not fitted withpiezo elect igniters for gas st	12 067	267 633	304 978	4 693 418
8481804100	Soda water bottle valve;gas operat. ofplastic, 1 cm < internal diam	69	7 348	2 376	94 421
8481804900	Oth soda water bottle valves;gas operatebeer dispensing units	355 270	3 153 574	3 536 916	35 437 505
8481805100	Mixing tapes and valves,of plastic,1 cm< internal diameter ? 2,5cm	8 305	86 365	78 938	386 266
8481805900	Others mixing tapes and valves	296 543	2 130 339	737 298	8 402 259
8481806100	Water pipeline valve,manual operate,5cm<inlet/outlet int diamtr	8 560	362 070	167 655	2 334 081
8481806200	Cast iron gate valve,inlet diamtr? 4cm&cast iron butterfly valve,inl	193 001	1 458 746	1 890 246	12 497 438
8481806300	Cast iron gate valve,inlet diamtr<4cm &cast iron butterfly valve,inl	155 855	1 150 703	1 151 293	15 951 363
8481806400	Hog nipple waterer,of plastics,1 cm ? internal diameter < 2,5 cm	2 168	16 260	66 035	313 135
8481806500	Other hog nipple waterers	65 930	203 764	113 950	2 506 389
8481806600	Nipple joint valves,of plastics1 cm ? internal diameter < 2,5 cm	0	37	0	109
8481806700	Other nipple joint valves	18 713	218 769	921 356	12 648 960
8481807100	Ball valves,of plastics,1 cm ? internal diameter < 2,5 cm	20 480	419 621	108 022	2 524 251
8481807200	Other ball valves	712 461	5 648 080	8 949 919	49 519 700
8481807300	Gate valve,manual operate,of iron/steel,5cm ?inlet/outlet interna	509 520	4 006 647	2 841 027	23 958 423
8481807400	Gate valve,manual operate,of iron/steel,inlet/outlet internal diam	20 093	149 119	360 427	1 508 045
8481807500	Manifold valves of plastics,1 cm ? internal diameter < 2,5 cm	11 504	36 407	37 411	220 848
8481807600	Other manifold valves	105 883	845 618	1 214 513	7 882 657
8481808100	Pneumatic control valve,of plastics, 1 cm ?internal diameter < 2,5	29 493	141 139	1 660 643	6 557 993
8481808200	Other pneumatic controlled valve	72 023	462 607	1 041 214	11 558 858
8481808300	Oth valve of plastic,inlet diamtr>=1cm, outlet diamtr ? 2,5 cm	21 929	126 590	25 373	259 523
8481808400	Oth valve of plastic,inlet diamtr>=1cm, outlet diamtr > 2,5 cm	0	47 132	0	1 566 462
8481808700	Fuel cut-off valve plastic for vehiclefor transport of persons/goods	6 654	38 229	91 070	400 352
8481808800	other fuel cut-off valve plastic forvehicle for transport of persons/!	32 028	446 200	437 354	2 664 751
8481808900	Other valve of stainless steel/nickle,manual operate,weighting < 3	37 896	663 674	341 193	3 617 515
8481809100	Water taps of copper or copper alloywith an internal diameter ? 2	249 840	2 169 556	2 397 508	28 930 553
8481809200	Fuel cut-off valves for vehicle	16 211	112 587	273 414	2 094 315
8481809900	Other Fuel cut-off for vehicle	848 006	9 290 156	16 397 597	207 802 079
8481901000	Parts of housing for sluice/ gate valvesan internal diameter ? 25 m	75 747	334 491	1 187 170	5 055 705
8481902100	Parts bodies valves, for water taps	10 989	105 173	61 343	642 647
8481902200	Parts bodies valve for LPG cylinder	164	55 192	7 821	172 530
8481902300	Other bodies valves not for water taps	21 439	163 012	182 458	1 529 911
8481902900	Others parts for taps, cocks, valves,and similar appliance of int. dir	178 591	1 245 275	1 759 504	16 185 796
8481903100	Valve bodies/stems of inner tube ortubeless tyres valves	15 283	82 391	429 120	2 346 221
8481903900	Oth valve bodies/stems of inner tube ortubeless tyres valves	48 202	402 462	402 619	5 639 458
8481904100	Valve cores of inner tube valves ortubeless tyres valves	299	23 276	6 099	51 260
8481904900	Oth valve cores of inner tube valves ortubeless tyres valves	10 113	278 068	346 069	5 228 680
8481909000	Others parts for taps, cocks, valvesand similar appliances	485 489	3 521 894	5 655 362	51 169 453
8482100000	Ball bearings	1 599 783	18 686 674	16 132 274	141 353 075
8482200000	Tapered roller bearings,including coneand tapered roller assembli	209 010	2 229 059	2 768 412	28 027 486
8482300000	Spherical roller bearings	31 048	1 670 201	502 544	9 888 355
8482400000	Needle roller bearings	124 406	1 177 374	2 469 013	23 990 690
8482500000	Oth cylindrical roller bearings	72 762	1 127 178	1 511 262	22 543 473
8482800000	Oth,includ.combined ball/roller bearings	987 642	9 553 171	3 720 268	62 274 873
8482910000	Balls, needles and rollers	243 869	2 221 150	1 806 021	16 837 662
8482990000	Other parts of ball and roller bearings	1 107 085	7 956 955	10 202 180	64 787 939
8483101000	Transmission shafts for machinery ofheading 84.29 or 84.30	90 786	1 005 442	1 435 663	10 878 824
8483102400	Transmission shaft for vehicles of motorcycles, auxilary motor	768 834	4 703 934	3 755 188	26 373 855
8483102500	Transmission shafts for vehicles ofa cylinder capacity < 2000 cc	704 455	6 930 862	4 051 356	50 778 946
8483102600	Transmission shafts for vehicles of2000 cc < cylinder capacity? 300	50 220	472 611	511 491	4 902 505
8483102700	Transmission shafts for vehicles ofa cylinder capacity > 3000 cc	62 037	1 733 788	657 506	18 650 284
8483103100	Transmission shafts for marine propul-sion engines of an output?2	265	2 025	16 933	124 462
8483103900	Transmission shafts for marine propul-sion engines of an output>2	99 045	706 897	862 888	7 739 117
8483109000	Other transmission shafts	864 542	9 788 044	8 741 356	102 464 408

I.3. IMPOR MENURUT KOMODITI / IMPORT BY HS COMMODITY
***** SEPTEMBER/SEPTEMBER 2014 *****

HS	Uraian Komoditi Commodity Description	Berat Bersih / Net Weight (Kg)		Nilai / Value C.I.F (US\$)	
		Bulan ini Current Month	Kumulatif Cum.Jan. to date	Bulan ini Current Month	Kumulatif Cum.Jan. to date
8483202000	Bearing housing incorp. ball or rollerbearings for mach.of bulldozer	35 860	86 747	555 363	1 818 312
8483203000	Bearing housing incorp. ball or rollerbearings for mach.of vehicles	162 949	346 930	219 361	866 382
8483209000	Other bearing housing incorp. ballOr roller	373 944	1 446 912	1 472 079	6 805 847
8483302000	Bear'g hous'g not incorp.ball or rollerbearings for mach.of head 84	119 846	564 602	1 016 913	5 360 641
8483303000	Bear'g hous'g not incorp.ball or rollerbearings for eng.of vhl of ch	249 749	770 615	2 541 530	10 060 296
8483309000	Other bearing housing not incorp.ball or roller bearings; plain shafts	129 188	1 473 500	1 404 650	14 587 285
8483402000	Gear&gearing oth than toothed wheels,for marine vessels	373 368	2 619 304	2 104 884	18 760 845
8483403000	Gear&gearing oth than toothed wheels,for machinery of moving g	130 182	1 628 170	1 671 598	17 864 285
8483409000	Gear&gearing oth than toothed wheels,for oth mar.vsl/mach of m	1 792 849	15 900 920	19 266 359	164 201 245
8483500000	Flywheels&pulleys,including pulley block	505 357	4 243 548	3 662 484	36 161 950
8483600000	Clutches & shaft couplings(including universal joints)	681 892	4 297 633	5 250 959	42 378 894
8483901100	Parts of goods of transmission shaftsfor pedestrian/agricultural tra	2 516	30 742	34 666	291 967
8483901300	Parts of goods of transmission shaftsfor oth. tractors of pedestrian	2 737	27 209	14 884	689 456
8483901400	Parts of goods of transmission shaftsfor goods of motorcycles	69 596	804 263	368 076	2 157 804
8483901500	Parts of goods of transmission shaftsfor other goods of vehicle anc	95 573	1 168 554	1 133 781	14 110 836
8483901900	Oth. parts of goods of trans. shafts	182 029	1 992 211	1 153 350	37 414 013
8483909100	Oth toothed wheels, chain sprockatedfor goods of pedestrian/agric	1 634	9 944	25 439	106 639
8483909300	Oth toothed wheels, chain sprockatedfor oth.tractors of pedestrian	9	318	473	12 451
8483909400	Oth toothed wheels, chain sprockatedfor goods of motorcycles	63 381	487 878	316 336	2 616 623
8483909500	Oth toothed wheels, chain sprockatedfor other goods of vehicles ar	125 011	1 420 901	1 429 340	23 103 270
8483909900	Oth toothed wheels, chain sprockated	328 786	2 738 754	2 794 438	25 261 688
8484100000	Gaskets&similar joint metal sheetingcombined with oth material/;	457 662	4 666 176	5 641 109	59 885 582
8484200000	Mechanical seal	242 633	1 407 530	2 049 308	19 958 406
8484900000	Oth.gasket&similar joints of metal sheetcombined with oth materi	272 080	3 211 038	6 099 249	55 278 574
8486101000	Apparatus for rapid heating of semi-conductor wafers	1 180	23 961	168 599	1 883 233
8486102000	Spin dryers for semiconductor waferprocessing	1 127	13 923	16 772	297 416
8486103000	Machines for working by laser/oth lightin the prod.of semiconduc	117	1 687	2 533	312 642
8486104000	Mach.& app for sawing monocrystal semi-ond. boules into slice, w	272	7 897	3 135	260 994
8486105000	Grinding, polishing,lapping machines forproces. of semiconductor	13 194	26 303	260 879	595 206
8486106000	Apparatus for growing/pulling mono-crystal semiconductor boules	0	19	0	18 290
8486109000	Oth machines&apparatus for the manu-facture of boules or water	704	28 958	120 547	3 584 211
8486201200	Epitaxial deposi'n mach. smcndctor wfr;spinner for coat'g photogr.	27 895	27 939	250 000	260 892
8486201300	App.physical deposition by sputter'g onsemiconductor wafers or fi	0	552	0	124 609
8486201900	Other film formation equipment	2	15 173	1 123	817 937
8486202100	Ion implanters for doping semiconductormaterials	0	6	0	3 291
8486202900	Other doping equipment	0	1 769	0	134 626
8486203100	Deflash mach.:spraying appliances forcleaning metal leads&semic	1 658	19 535	5 559	492 566
8486203300	Apparatus for wet etching, developing,stripping,cleaning semiconc	0	2 886	0	53 677
8486203900	Other etching and stripping equipment	6 025	8 488	322 967	499 660
8486204100	Direct write-on-wafer apparatus	0	2	0	214
8486204200	Step and repeat aligners	9	9	8 618	8 618
8486205100	Dicing machines for scribing/scoringsemiconductor wafers	0	3 578	0	100 926
8486205900	Other equipment for dev. exposed wafers	0	3 367	0	60 484
8486209100	Lasercutters for cut contact. tracks insemiconductor prod. by laser	0	16 513	0	1 095 913
8486209200	Machines for bending, folding and straightening semiconductor lea	55 800	221 649	87 620	470 809
8486209300	Resistance heated furnaces, ovens formfcture of semicon dvc on s	2	36	327	5 165
8486209400	Inductance/dielectric furnace, oven formfcture of semicon dvc on	0	576	0	8 032
8486209500	Auto-mach. for the placement/removal ofcomp./contact element	2 186	26 176	151 975	1 430 326
8486209900	Other mach. & apprts for the mnfact ofsemicon. devices/of elect i	8 302	18 914	945 430	2 818 486
8486301000	Apparatus for dry etching patterns onflat panel display substrates	71	1 745	49	41 860
8486302000	App. for wet etch, develop, stripping or cleaning flat panel display	0	145	0	3 920
8486303000	Chemical vapour deposition app.to prodspinners for coat,physic di	9	610	504	47 512
8486309000	Othetr mach. and app. for the manufacture of flat panel displays	439	37 662	3 053	310 837
8486401000	Focused ion beam milling mach to prodc,repair mask,reticle for p	2 460	2 501	216 000	217 729
8486402000	Die attach,bonders, for assem. Smcndtormatic mach.for transpor	14 006	165 569	1 087 347	4 383 504
8486403000	Moulds for manufact. of semiconductordevices	6 471	46 945	104 150	526 046
8486404000	Optical stereoscopic microscopes fittedwith equip.spec'ly dsgned c	0	717	0	173 313
8486406000	Electron beam microscopes with equipspecifically designed of smc	0	3 564	0	54 747
8486409000	Other machines and apparatus specifiedin note 9(c) to this chapte	133	22 562	15 688	275 927
8486901100	Parts and accessories of app for rapidheating of semiconductor wa	759	15 949	38 604	344 543
8486901200	Parts & accessories of spin dryersfor semiconductor wafer prosesii	0	1 330	0	151 188
8486901300	Parts&access.of mach. for work by laseror oth.lead or photobeam	282	2 194	9 052	169 413
8486901400	Tool holders&self-open diehead, workholders; dividing heads for	136	2 089	23 252	111 676
8486901500	Oth parts, access.of mach. for machinetools	1 131	7 100	91 516	618 954

I.3. IMPOR MENURUT KOMODITI / IMPORT BY HS COMMODITY
***** SEPTEMBER/SEPTEMBER 2014 *****

HS	Uraian Komoditi Commodity Description	Berat Bersih / Net Weight (Kg)		Nilai / Value C.I.F (US\$)	
		Bulan ini Current Month	Kumulatif Cum.Jan. to date	Bulan ini Current Month	Kumulatif Cum.Jan. to date
8486901600	Parts & access.of grind, polish, lap mac for processing of semicon.	42	4 047	631	79 673
8486901700	Parts & access.of app for grow/pullingmonocrystal semiconductor	0	14	0	334
8486901900	Oth parts, access.of mach. and app. forthe manufact. of boules/wa	233	3 230	75 561	896 395
8486902100	Parts & access of chemical vapour depo-sition app. For smcndutor	0	256	0	1 312
8486902200	Parts & access. of epitaxial depo. mach,spinner for coat photo. em	0	832	0	69 555
8486902300	Parts & access. of ion implanter fordopping of app for phys.l depo,	0	179 651	0	3 650 752
8486902400	Tool holder/self-open diehead; of sprayor etch,strip s-wafer,dry-ef	1	21	5	5 243
8486902500	Oth parts & access. of dicing machinesfor scrib/scoring smconduct	534	27 359	34 210	885 757
8486902600	Tool holder/self-open diehead,dividingheads&oth spec atthcm for	2 546	19 646	50 504	606 665
8486902700	Other part and accessories of tool holdrselp open diehead, dividin	14	8 541	4 181	78 041
8486902800	Part & access of resistance heated furnaces&ovens for the mnfctre	22 806	49 082	41 570	89 355
8486902900	Oth part & acces of mach & app.for mnfctof smcndctre dvces/of e	432	10 942	28 364	253 112
8486903100	Part&access of app for dry etching ptttrnon flat panel display subst	0	1 036	0	55 299
8486903200	Tool holder/self-open dieheads,work hldrdividing heads&oth spec	71	2 107	4 865	204 283
8486903300	Oth. part&access of app for dry/wetetching&oth special atthc for i	15	304	229	7 771
8486903500	Part & access of spinners for coat.photoemuls/app.phys depo on f	0	14	0	5 090
8486903900	Oth part & access of mach and apparatusfor the manufact. of flat j	4	108	838	3 729
8486904100	Part & acces of focused ion beam millingmach to produce, repair r	110	176	758	2 836
8486904200	Part&acces of die attach app, auto-tapewire bonder, encapsul equ	1 875	4 736	20 883	222 087
8486904300	Part&acces of auto-mach transport, handstorage of smcndctor, w	181	1 382	10 974	112 698
8486904400	Part&acc of optic stereoscop microscopewith equip to hndle/tran	129	130	422	434
8486904500	Part & acces of electron beam microscopewith equip to hndle/tran	5	5	291	291
8486904900	Oth part and acces of other mach & appspecified in note 9(c) to th	9 562	48 504	741 602	2 560 301
8487100000	Ships/boats propellers and blades thrfor	266 490	1 843 796	1 912 662	16 610 667
8487900000	Oth mach. parts, not cont. electric con-necter,insulator,coil, oth el	355 416	2 761 727	3 684 855	55 355 158
8501102100	Stepper motors dc an output ? 37.5 wof ac, refrigerator,domesetic	19 711	159 005	575 898	3 471 376
8501102900	Oth. Stepper mtr dc an output ? 37.5 w	37 313	440 906	998 725	14 024 157
8501103000	Spindle motors dc an output? 37.5 w	5 798	92 023	203 810	2 811 461
8501104100	Others spindle mtr dc an output? 37.5 wof ac, refrigerator,domesec	67 085	541 489	1 019 272	9 825 315
8501104900	Others motors dc of an output?37.5w	279 024	1 939 949	5 652 253	28 141 936
8501105100	Stepper universal (AC/DC) motorsof ac, refrigerator,domesetic app	3 014	8 933	51 488	189 719
8501105900	Oth.stepper universal (AC/DC) motors	287 939	1 420 533	294 687	1 560 352
8501106000	Spindle universal (AC/DC) motors ofan output =<37.5w	1 480	17 950	14 599	508 214
8501109100	Others spindle (AC/DC) motors of headingof ac, refrigerator,dome	21 241	133 321	544 653	3 678 478
8501109900	Others spindle (AC/DC) motors	257 134	1 928 429	2 504 738	26 318 753
8501201200	Universal AC/DC mtrs of an output>37.5 w	148 599	1 292 702	103 175	1 134 266
8501201900	Other universal AC/DC mtrs ofan output > 37,5 w	59 264	578 650	139 810	1 202 853
8501202100	Universal (AC/DC) motors ofan output > 1 kw	250	7 597	3 052	214 790
8501202900	Other universal (AC/DC) motors ofan output > 1 kw	36 189	194 357	316 428	2 600 320
8501313000	Motor DC , generator DC an output?750 w	106 902	664 370	639 003	10 407 448
8501314000	Oth.mtr dc, genrator dc an output? 750 w	204 838	2 479 919	1 975 937	20 563 122
8501315000	Generator DC an output ? 750 w	117 142	570 214	738 777	4 475 309
8501321100	Motor of kind used of ac, refrigerator,domesetic appl.elct output >	2 671	23 063	15 532	169 753
8501321200	Other motor dc an output > 37.5 kw	76 791	793 577	459 747	4 869 613
8501321300	Other Generator dc an output>37.5 kw	5 666	122 660	9 478	348 029
8501329100	Other motor of kind used of ac, refrig. domesetic appl.elct output	6	2 931	839	71 809
8501329200	Oth motor dc 37.5 kw<output?75 kw	3 204	71 457	145 315	727 627
8501329300	Oth generator dc 37.5 kw<output?75 kw	12 817	232 838	396 372	3 334 985
8501330000	Motor dc, Generator dc75 kw < an output ? 375 kw	686	142 426	26 855	1 546 139
8501340000	Motor dc, Generator dcan output > 375 kw	16 475	170 259	616 093	2 337 133
8501401100	Motors AC, single-phase ofan output ? 1 kw	568 075	4 289 545	1 755 443	13 119 762
8501401900	Other motor AC, single-phase ofan output ? 1 kw	1 484 597	11 811 980	4 342 173	30 992 520
8501402100	Motor AC, single-phase ofan output > 1 kw	6 322	49 821	119 356	785 194
8501402900	Oth AC motors, single-phase ofan output > 1 kw	204 731	1 609 145	608 435	5 417 591
8501511100	Motor ac, multi-phase ofan output ? 750 w	26 889	411 364	83 928	1 033 009
8501511900	Other motor ac, multi-phase ofan output ? 750 w	235 232	1 238 388	1 055 943	6 498 791
8501521100	Motor ac, multi-phase of750 w < an output ? 1 kw	168	159 212	2 515	101 921
8501521900	Other motor ac, multi-phase of750 w < an output ? 1 kw	201 410	1 373 220	888 530	7 503 257
8501522100	Motor ac, multi-phase of1 kw < an output ? 37.5 kw	104 326	440 818	306 604	1 633 137
8501522900	Other motor ac, multi-phase of1 kw < an output ? 37.5 kw	740 029	7 031 536	2 372 587	19 209 311
8501523100	Motor ac, multi-phase of an output > 37.5 kw	25 590	254 819	71 594	710 788
8501523900	Other motor ac, multi-phase of an output > 37.5 kw	189 916	1 506 572	761 313	6 071 987
8501530000	Motor ac of an output > 75 kw	232 782	5 135 099	2 130 320	30 480 402
8501611000	Generator ac of an output ? 12.5 kva	81 426	1 114 988	189 422	3 061 950

I.3. IMPOR MENURUT KOMODITI / IMPORT BY HS COMMODITY
***** SEPTEMBER/SEPTEMBER 2014 *****

HS	Uraian Komoditi Commodity Description	Berat Bersih / Net Weight (Kg)		Nilai / Value C.I.F (US\$)	
		Bulan ini Current Month	Kumulatif Cum.Jan. to date	Bulan ini Current Month	Kumulatif Cum.Jan. to date
8501612000	Generator ac of an output > 12.5 kva	74 338	2 596 207	245 652	33 462 500
8501621000	Generator ac of 75 kva < an output ? 150 kva	28 926	358 720	137 488	1 086 199
8501629000	Generator ac of 150 kva < an output ? 375 kva	21 096	270 361	69 502	1 170 116
8501630000	Generator ac of 375 kva < an output ? 750 kva	30 231	576 302	79 983	10 909 731
8501640000	Generator ac of an output > 750 kva	181 004	1 158 685	978 450	12 700 544
8502110000	Electric generating sets & rotary conv.of an output < 75 kva	849 492	6 244 264	2 848 692	28 971 586
8502121000	Electric generating sets & rotary conv.75 kva< an output ? 125 kva	304 613	2 064 126	1 706 179	9 774 423
8502122000	Electric generating sets & rotary conv.125 kva < an output ? 375 kva	418 290	3 651 416	3 061 283	27 669 973
8502131000	Electric generating sets & rotary conv.of an output > 12500 kva	123 532	1 456 432	1 657 701	19 060 999
8502139000	Oth. elect generating sets&rotary conv.of an output > 12500 kva	3 584 641	16 484 489	58 558 178	243 021 835
8502201000	Generating sets with spark-ignit interncombust piston output ? 75 kva	1 090 775	9 060 807	2 585 016	21 753 703
8502202000	Generating sets with spark-ignit interncombust piston 75 kva < output > 12500 kva	106 692	635 830	81 085	511 103
8502203000	Generat sets with spark-ignition interncombust pist 100 kva < output > 12500 kva	18 544	1 142 875	548 485	29 976 554
8502204100	Generat sets with spark-ignition interncombust piston output > 12500 kva	118 089	121 044	4 560 000	5 007 347
8502204900	Oth. gnrating sets with spark-ign interncombust piston output > 12500 kva	342 436	4 343 972	493 364	11 648 828
8502311000	Oth generating sets wind-powered of an output ? 10000 kva	949	9 875	17 484	150 215
8502312000	Oth generating sets wind-powered of an oan output > 10000 kva	0	3 468	0	36 767
8502391000	Oth generating sets not wind-powered of an output ? 10 kva	432 999	9 966 819	8 998 187	83 404 316
8502392000	Oth generating sets not wind-powered of 10 kva < output ? 10000 kva	34 786	610 541	565 716	11 223 926
8502393100	Oth generating sets not wind-powered of an output > 12500 kva	174 872	382 247	6 917 749	11 744 158
8502393900	Oth generating sets not wind-powered of an output > 10000 kva	7 350	327 043	52 593	6 878 815
8502400000	Electric rotary converters	6 922	91 079	39 416	2 341 538
8503001000	Parts used in manufacture elct.motor, generator of output>10000 kva	96 152	1 030 175	1 517 752	13 320 640
8503009000	Oth parts in manufacture electric motor generator of output>10000 kva	2 298 941	8 618 900	9 804 118	63 112 814
8504100000	Ballasts, for discharge lamps or tubes	148 191	1 886 456	1 041 337	11 153 559
8504211000	Step-voltage regulators;instrument transformer with a power handling capacity > 10 kva	7 803	179 008	85 692	2 189 585
8504219200	Liquid dielect transformer with handlingcap>10kva and high side voltage > 1000 v	151 185	570 505	666 795	3 874 365
8504219300	Liquid dielect transformer with handlingcap>10kva and 66 kva<high side voltage > 1000 v	246	24 810	1 448	222 265
8504219900	Oth Liquid dielectric transformerhandling capacity ? 650 kva	53 596	1 116 132	1 204 609	20 956 473
8504221100	Step-voltage regulators of high sidevoltage 66 kv or more	70	115 763	635	812 120
8504221900	Step-voltage regulator of a high sidevoltage < 66 kv	73 153	496 127	703 714	3 854 754
8504229200	Oth stepvoltage regltor of a high side110 kv<voltage? 650 kv	0	45 245	0	695 252
8504229300	Oth stepvoltage regltor of a high side66 kv < voltage ? 110 kv	0	1 057	0	65 450
8504229900	Oth stepvoltage regltor of a high side650 kv < voltage ? 10000 kv	23 405	668 561	185 311	3 697 601
8504231000	Liquid dielectric transformers, powerhandling capacity ? 15000 kv	186 532	1 944 240	1 201 727	16 162 862
8504232100	Liquid dielectric transformers, power15000 < handling capacity ? : 15000 kv	47 000	408 079	279 558	2 264 867
8504232200	Liquid dielectric transformers, power20000 < handling capacity ? : 15000 kv	0	209 815	0	1 585 571
8504232900	Oth liquid dielectric transformerspower handling capacity > 30000 kv	389 053	3 042 629	5 139 704	21 800 772
8504311100	Instrument potential transformer withrating voltage ? 110 kv	30 672	176 382	567 172	1 992 507
8504311300	Instrument potential transformer with1 kv ? rating voltage < 66 kv	0	3 923	0	33 275
8504311900	Oth.instrument potential transformer	19 693	543 888	290 783	6 274 562
8504312100	Ring current tranformers with voltagerating ? 110 kv	10 082	101 966	128 508	1 317 226
8504312200	Oth ring current transformers	22 508	815 991	215 331	1 856 669
8504312300	Instrument current tranformers with66 kv ? rating voltage < 110 kv	0	10 588	0	193 627
8504312400	Instrument current tranformers with1 kv ? rating voltage < 66 kv	0	54 971	0	1 364 393
8504312900	Oth instrument current tranformers with 1 kv < rating voltage < 66 kv	17 496	198 878	115 937	1 768 342
8504313000	Flyback transformer power handlingcapacity ? 1 kva	26 998	227 825	180 810	1 949 561
8504314000	Intermediate frequency transformerpower handling capacity ? 1 kva	30 776	359 253	466 470	4 753 706
8504319100	Oth transformers of kind used toys,scaleor similar recreational models	10 606	103 651	93 095	1 236 226
8504319200	Oth machting transformer havingpower handling capacity ? 1 kva	86 603	326 406	580 964	2 963 515
8504319910	Step up/down transformer,slide regulatorstabilizer handling capacity > 1 kva	147 969	1 166 563	757 499	11 325 530
8504319990	Oth transformers having power handlingcapacity ? 1 kva	99 760	944 685	1 450 339	10 747 558
8504321100	Matching transformers, power handling1 kva < capacity ? 5 kva	1 302	15 395	23 840	885 982
8504321900	Oth matching transformers, pwr handling1 kva < capacity ? 5 kva	25 425	102 087	40 324	1 595 044
8504322000	Oth transformers of kind used toys,scalesmlar recr'nl models 1 kva < capacity < 5 kva	10 058	31 004	18 642	69 244
8504323000	Oth matching transformers minimum freq.3 mhz & power handling capacity > 1 kva	1	2 304	2	34 058
8504324100	Matching transformers of power handling5 kva < capacity ? 10 kv;	4 178	40 842	58 182	852 170
8504324900	Oth matching transform'r of pwr handling5 kva < capacity ? 10 kv;	463	18 515	9 564	1 121 632
8504325100	Matching transformers, power handling10 kva < capacity < 16 kva	0	9 135	0	461 784
8504325900	Oth matching transfmrs, power handling10 kva < capacity < 16 kva	8 242	76 667	166 808	1 594 916
8504331100	Matching transform.side voltage? 66kv	0	210	0	9 539
8504331900	Oth matching transfmrs high s-volt? 66kv16 kva < capacity ? 500 kv	3 146	27 123	33 934	498 907
8504339100	Matching transformers power handling16 kva < capacity ? 500 kv	6 200	38 354	48 050	389 865
8504339900	Oth matching transformers power handling16 kva < capacity ? 500 kv	14 657	312 602	150 114	2 003 510

I.3. IMPOR MENURUT KOMODITI / IMPORT BY HS COMMODITY
***** SEPTEMBER/SEPTEMBER 2014 *****

HS	Uraian Komoditi Commodity Description	Berat Bersih / Net Weight (Kg)		Nilai / Value C.I.F (US\$)	
		Bulan ini Current Month	Kumulatif Cum.Jan. to date	Bulan ini Current Month	Kumulatif Cum.Jan. to date
8504341100	Matching transform.side voltage ? 66 kv10000 kva <power cap ?	6 639	9 451	22 706	46 232
8504341200	Oth matching transformerspower capaity > 500 kva	39 521	158 148	316 562	1 011 156
8504341300	Oth matching transform.side volt < 66 kv10000 kva <power cap ?	0	834	0	33 000
8504341400	Oth instrum transform. side voltage<66kvpower capacity> 15000 k	112 873	284 398	828 029	2 364 008
8504342300	Oth instrument transform. with high sidevoltage ? 66 kv	5	2 056 555	191	14 236 133
8504342400	Matching transformer hav'g a powerhandling capacity >15000 kva	111	1 123	82	2 195
8504342900	Oth instrument transformer hav'g a powerhandling capacity >1500	1 415	800 998	138 885	3 228 271
8504401100	Uninterrupted power supplies (ups)	538 523	4 374 347	5 544 742	42 952 985
8504401900	Other uninterruptud power supplies	221 150	2 178 968	4 104 144	35 513 393
8504402000	Battery chargers having a rating>100 kva	70 161	909 335	649 941	8 021 777
8504403000	Other rectifiers	8 994	353 737	323 543	11 860 311
8504404000	Inverters	71 642	703 356	1 792 516	20 375 327
8504409000	Other static converter for automaticdata processing machines&ur	455 755	3 539 164	5 464 220	62 667 075
8504501000	Inductors for power supply for automaticdata process mach&unit	80 161	634 156	1 533 403	15 300 622
8504502000	Chip type fixed inductors	24 194	292 953	989 804	11 585 789
8504509300	Other inductors, with power handlingcapacity ? 2500 kva	26 862	168 061	778 658	6 728 738
8504509400	Other inductors, with power handling2500 kva < capacity ? 10000	187	3 076	3 710	68 720
8504509500	Other inductors, with power handlingcapacity > 10000 kva	3 039	36 480	37 605	552 791
8504901000	Parts of goods of subheading 8504.10	5 206	25 609	49 676	254 325
8504902000	Parts of printed circuit assmb good subheading 85044011,850440	52 297	314 211	1 050 672	6 662 504
8504903100	Radiator panel,flat tube radiator assembfor distrib&power transfo	65 215	692 083	230 973	1 864 594
8504903900	Oth part of electrical transformers ofa capacity ? 10,000 kva	12 201	3 520 272	144 105	7 901 241
8504904100	Radiator panel,flat tube radiator assembfor distrib&power transfo	1 541	189 561	35 464	1 452 809
8504904900	Oth radiator panel a capacity >10000 kva	156	10 620	10 561	199 013
8504905000	Other, for inductors of capacity ? 2500kva	2 074	34 034	14 543	109 736
8504906000	Other, for inductors of capacity > 2500kva	1	1 910	3	35 304
8504909000	Other parts of electrical transformers,static converters & inductor	464 590	4 089 245	3 530 697	38 173 615
8505110000	Permanent magnet of metal	441 159	6 117 616	3 904 000	41 276 145
8505190000	Permanent magnet not of metal	626 484	5 033 447	2 777 638	23 429 849
8505200000	Electro magnetic couplings, clutches andbrakes	48 483	410 072	632 648	5 399 845
8505900000	Other electro magnetic including parts	139 691	1 037 037	1 601 169	15 302 855
8506101000	Manganese dioxide having external volume?300 cm3 of primary c	9 884	320 962	42 632	3 394 201
8506109000	Manganese dioxide having external volume> 300 cm3 of primary	126 868	1 713 425	913 187	12 774 719
8506300000	Mercuric oxide of primary cell/batteries	0	10	0	229
8506400000	Silver oxide of primary cell/batteries	19 641	83 490	1 261 115	7 034 228
8506500000	Lithium of primary cell/batteries	48 574	442 598	2 861 984	31 460 057
8506601000	Air-zinc of primary cell/batterieshaving an external volume ? 300 c	0	28	0	30 770
8506609000	Air-zinc of primary cell/batterieshaving an external volume > 300 c	2 323	33 925	28 688	967 972
8506801000	Zinc carbon, having an externalvolume ? 300 cm3 of primary cell/t	0	21	0	7 234
8506802000	Zinc carbon, having an externalvolume > 300 cm3 of primary cell/t	0	8 089	0	582 134
8506809100	Other primary cell/batterieshaving an external volume ? 300 cm3	468	79 697	12 569	922 108
8506809900	Other primary cell/batterieshaving an external volume > 300 cm3	156 407	1 132 328	5 923 087	33 156 486
8506900000	Parts of primary cells/batteries	137 955	895 353	1 427 119	12 608 691
8507101000	Lead-acid, for starting piston enginea kind used for aircraft	3	4 968	2 436	931 932
8507109200	Lead-acid, for starting piston engineused not for aircraft of height	34 304	107 496	185 733	742 108
8507109300	Lead-acid, for starting piston engineused not for aircraft of height	276 920	3 232 440	749 695	10 761 076
8507109900	Oth lead-acid, for start piston engineused not for aircraft of heigh	307 831	2 263 248	891 534	6 751 587
8507201000	Oth lead-acid accumulator of a kind usedfor aircraft	4 518	57 115	19 606	315 369
8507209100	Oth lead-acid accumulator of a kind used13 cm < height ? 23 cm	179 974	320 456	616 847	1 182 325
8507209200	Oth lead-acid accumulator of a kind useda height > 23 cm	1 091 320	6 028 161	3 838 947	20 751 652
8507209300	Oth lead-acid accumulator of a kind usednot for aircraft 13 cm < t	415	6 711	1 111	113 805
8507209900	Oth lead-acid accumulator of a kind usednot for aircraft a height >	1 722 215	10 373 610	7 603 646	42 821 763
8507301000	Nickel-cadmium of a kind used foraircraft	0	2 429	0	53 735
8507309000	Other nickel-cadmium of a kind used foraircraft	26 001	194 015	342 216	2 888 147
8507409000	Oth nickel-iron of a kind used foraircraft	102	19 006	3 506	267 163
8507500000	Nickel metal hydride	6 122	92 706	192 460	2 891 654
8507601000	Lithium ion accumulators of a kind usedlaptops includ notebook, s	2 045	10 776	92 695	675 862
8507609000	Other lithium ion accumulators	48 666	435 716	1 850 614	15 538 741
8507801000	Oth accumulator of a kind used foraircraft	56	599	23 185	282 151
8507809100	Other accumulator of a kind used forlaptops including notebook, s	5 042	7 511	80 344	113 607
8507809900	Other accumulator of a kind used not forlaptops including notebo	270 592	3 219 287	504 336	6 952 115
8507901100	Plates of goods of other electricaccumulators, include separators t	74	26 652	12 386	86 327
8507901900	Other of plate	30 133	44 785	393 717	673 336
8507909100	Other parts of a kind used for aircraft	15	33	1 440	10 866

I.3. IMPOR MENURUT KOMODITI / IMPORT BY HS COMMODITY
***** SEPTEMBER/SEPTEMBER 2014 *****

HS	Uraian Komoditi Commodity Description	Berat Bersih / Net Weight (Kg)		Nilai / Value C.I.F (US\$)	
		Bulan ini Current Month	Kumulatif Cum.Jan. to date	Bulan ini Current Month	Kumulatif Cum.Jan. to date
8507909200	Battery separators,ready for use ofmaterial other than poly(vinyl c	114 856	1 111 394	698 125	6 729 327
8507909300	Part of goods of electric accumulatorinclude separators thereor, w	5 222	32 106	136 004	874 306
8507909900	Oth part of electric accumulator include separators thereor, whett	107 025	833 204	543 847	5 001 293
8508110000	Vacuum cleaner with self-contain elcmtra power ? 1500 w, capaci	234 223	1 437 701	1 141 138	7 178 621
8508191000	Oth vacuum cleaners with self-containedelec.mtr a kind suitable for	10 135	165 726	88 526	698 476
8508199000	Oth vacuum cleaners not for domestic use	7 345	115 635	51 874	1 050 655
8508600000	Other vacuum cleaners	49 555	507 328	356 319	4 701 882
8508701000	Parts of vacuum cleaners capcty ? 20 lor a kind suit.for domestic u	5 300	28 926	85 099	409 879
8508709000	Other parts of vacum clean capcty ? 20 lor a kind suit.for domestic	5 824	69 427	22 799	563 558
8509400000	Food grinder&mixer,fruit/vegetable juiceextract with self-containe	297 582	2 916 947	1 622 209	16 708 470
8509801000	Floor polishers with self-containedelectric motor	19 368	141 869	42 144	661 413
8509802000	Kitchen waste disposerwith self-contained electric motor	0	936	0	23 708
8509809000	Oth electro-mechanic domestic applianceswith self-contained elec	19 949	263 817	113 352	1 553 755
8509901000	Part of goods of floor polishers	3 153	74 647	12 607	210 899
8509909000	Other parts elect. mechanical domestic appliance, with self-cont.e	383 447	3 673 755	873 271	10 372 461
8510100000	Shavers, with self-contained electricmotor	10 022	140 507	38 197	789 826
8510200000	Hair clippers, with self-containedelectric motor	11 220	74 651	39 080	790 193
8510300000	Hair-removing appliances, with selfcontained electric motor	0	6 065	0	152 870
8510900000	Parts of shavers,hair clippers with selfcontained electric motor	16 279	120 863	1 142 485	9 050 805
8511101000	Sparking plugs suitable for aircraftengines	16	3 924	71 430	334 591
8511102000	Sparking plugs suitable formotor vehicles engines	6 790	131 220	196 366	2 058 728
8511109000	Other sparking plugs	75 078	369 177	760 500	5 517 490
8511201000	Ignition magnetos, magneto-dynamos,magnetic flywheels for aircr	4	6 911	6 373	199 431
8511202100	Ignition magnetos, magneto-dynamos,magnetic flywheels unasser	18 813	242 956	178 765	1 888 458
8511202900	Oth ignition magnetos, magneto-dynamos,magnetic flywheels	55 338	385 593	442 704	3 897 969
8511209100	Oth ignition magnetos, magneto-dynamos,magnetic flywheels unæ	2 976	44 422	137 195	2 217 641
8511209900	Oth ignition magnetos, magneto-dynamos,magtic flywheel not for	22 058	148 331	459 605	1 928 406
8511303000	Other distributors; ignition coils a kind suitable for aircraft/vehic	7 027	101 533	133 360	1 603 877
8511304100	Unassembled oth.distributor/igntion coil a kind suit. for aircraft/veh	9 372	294 734	130 825	7 139 605
8511304900	Unassembled distributors/igntion coil	45 946	553 501	899 781	11 029 697
8511309100	Unassembled distributors/igntion coil a kisuit. not for aircraft/vehic	103	402	246	2 279
8511309900	Oth unassembled distributors/igntion coilsuitable not for aircraft/vi	44 671	466 508	769 690	7 685 998
8511401000	Starter motors & dual purpose startergenerator of a kind used air	68	2 427	3 616	203 661
8511402100	Other unassembled starter motors forengine vehicle of car, transp	2 603	27 900	29 870	328 684
8511402900	Oth starter motors&dual purpose startergenerators	54 330	159 918	631 116	1 943 474
8511403100	Assembled starters motor for engine ofvehicles of tractors	6 116	15 826	26 543	271 918
8511403200	Assembled starters motor for engine ofvehicles of car transport pe	371 039	2 697 433	3 895 954	31 092 253
8511403300	Assembled starters motor for engine ofvehicles of special cars	4 558	28 277	58 278	462 890
8511409100	Other starter motor for engine of transpcars person/goods,spesial	203	5 839	11 748	70 373
8511409900	Other starter motor assembled	56 708	988 649	1 153 877	13 078 991
8511501000	Other generator of a kind used foraircraft engines unassembled	0	1 441	0	7 607
8511502100	Other generators unassembled for vehicleengine of car, transport	3 556	7 749	6 814	36 723
8511502900	Other unassembled alternators	7 432	114 834	36 361	407 834
8511503100	Assembled alternators for engine vehicletractors	7 003	11 904	42 320	180 747
8511503200	Assembled alternators for engine vehicletransportation for perso	454 149	3 372 023	3 784 242	32 355 122
8511503300	Assembled alternators for engine vehicleof special purpose motor	3 824	79 932	12 959	610 478
8511509100	Other generators for engine vehicle oftransportat'n person/goods	29	18 557	1 451	216 998
8511509900	Other generators	106 708	776 476	1 311 948	12 409 043
8511801000	Other equipment of electrical ignitiona kind used for aircraft	53	689	1 180	11 181
8511802000	Other equipment of electrical ignitiona kind used for motor vehic	161 342	1 385 266	1 226 594	11 351 766
8511809000	Other equipment of electrical ignition	60 253	467 510	314 957	2 903 535
8511901000	Parts of goods of elect ignition for useaircraft engines	1	7 540	37	173 987
8511902000	Parts of goods of elect ignition for usevehicle engine	342 237	3 450 748	4 121 824	49 983 707
8511909000	Parts of goods of elect ignition for usenot for aircraft or vehicle en	120 723	659 830	533 821	4 179 287
8512100000	Lighting/visual signalling equipment ofa kind used on bicycles	38 136	181 239	477 878	2 247 173
8512202000	Unassembled lighting/visual signalingequipment	212 408	1 452 677	3 182 860	27 272 241
8512209100	Other lighting/visual signalling equip.for motorcycles	3 157	397 701	48 166	1 532 736
8512209900	Other lighting/visual signalling equip.	720 694	5 077 003	8 847 937	72 098 980
8512301000	Horns and serenes, assembled	28 036	508 382	226 019	3 166 949
8512302000	Unassembled sound signalling equipment	69 930	436 185	1 858 734	12 845 328
8512309100	Other sound signal equip.obstacle detectdevice for vehicles	305	28 884	11 348	585 814
8512309900	Other sound signalling equipment	37 627	169 774	457 486	3 658 450
8512400000	Windscreen wiper, defroster & demisters	129 985	1 934 676	1 298 420	13 259 574
8512901000	Parts of goods of lighting or vis. light	19 235	99 178	196 712	927 507

I.3. IMPOR MENURUT KOMODITI / IMPORT BY HS COMMODITY
***** SEPTEMBER/SEPTEMBER 2014 *****

HS	Uraian Komoditi Commodity Description	Berat Bersih / Net Weight (Kg)		Nilai / Value C.I.F (US\$)	
		Bulan ini Current Month	Kumulatif Cum.Jan. to date	Bulan ini Current Month	Kumulatif Cum.Jan. to date
8512902000	Parts of goods of lighting, sound signalor windscreen wipers, defro:	234 093	1 494 574	5 298 716	33 377 706
8513101000	Miners helmet lamps	5 327	121 769	98 883	2 080 235
8513102000	Quarrymens lamps	2 685	36 639	11 165	71 486
8513109000	Other portable electric lamps	898 959	9 663 568	2 020 636	21 939 057
8513901000	Part of portable elect lamp of miner'shelmet or quarrymen's lamp	5	71	1 344	3 655
8513903000	Parts of flashlights reflectors; switchsliders of plastics	5 032	126 761	10 667	418 622
8513909000	Oth part of portable elect lamp designed	104 051	987 690	247 608	2 205 048
8514100000	Resistance heated furnaces and ovens	4 701 241	5 556 858	11 168 776	24 520 438
8514202000	Electric furnaces or ovens for the mnicrof printed circuit board/as:	5 199	26 279	241 920	728 175
8514209000	Oth furnaces/oven function by inductionor dielectric loss	192 241	2 005 688	2 133 380	18 657 471
8514302000	Oth elect furnace/oven for the manufactrof printed circuit board/:	1 740	104 731	44 380	2 787 386
8514309000	Other furnaces and ovens	116 270	4 686 028	898 510	14 048 541
8514400000	Oth equipment for the heat treatment ofmaterials by induction/di	106 437	776 469	1 984 262	17 561 303
8514902000	Part of industrial/laboratory electricfurnaces/oven for manufact.o	161	377 529	15 839	1 161 386
8514909000	Other industrial/lab.elec. furnaces andovens incl.by induction or d	9 858 621	12 128 996	18 722 455	28 904 238
8515110000	Soldering irons and guns	32 056	186 747	100 243	550 665
8515191000	Mach and app for soldering component onPCB/printed wiring boa	4 701	53 852	180 827	2 164 529
8515199000	Other brazing/soldering machines andapparatus	31 677	367 341	1 521 283	8 604 633
8515210000	Mach and app for resistance welding ofmetal, fully or partly auton	104 476	2 283 458	3 368 838	28 272 558
8515290000	Mach and app for resistance welding ofmetal, non-automatic	127 974	1 923 670	1 254 803	7 445 388
8515310000	Mach and app for arc welding of metal,fully or partly automatic	183 070	1 404 937	6 356 622	33 868 902
8515391000	AC arc welders, transformer type,non- automatic	7 278	255 135	69 235	1 287 147
8515399000	Oth machine and apparatus for arcwelding of metals, not automat	155 026	2 126 920	1 221 351	14 274 710
8515801000	Electric mach & app for hot spraying of metals/sintered metal cart	23 352	126 710	269 000	1 139 517
8515809000	Oth electric mach & app for hot spraying of metals/sintered metal	73 548	510 501	1 050 311	7 415 953
8515901000	Parts of AC arc welder, transformer type	16 695	418 940	79 708	3 175 527
8515902000	Part of mach&app for soldering componenton PCB/printed wiring	16 154	47 300	990 383	2 170 434
8515909000	Oth electric machines & apparatus	96 044	1 230 750	3 587 975	21 109 814
8516101010	Water dispenser fitted w/ solely waterheater for domestic use	190 598	1 602 678	951 138	8 732 140
8516101090	Water dispenser fitted w/ solely waterheater for other use	303 026	1 966 806	1 988 716	13 338 793
8516103000	Electric immersion water heaters	27 756	89 771	174 903	382 940
8516210000	Storage heating radiators	0	2 010	0	7 535
8516290000	Oth electric space heating apparatusand electric soil heating appai	9 510	54 221	158 970	788 731
8516310000	Hair dryers	19 993	151 234	158 966	1 631 233
8516320000	Other hair-dressing apparatus	19 303	235 287	133 912	1 748 765
8516330000	Hand-drying apparatus	9 025	52 937	200 520	1 008 562
8516401000	Elect. smoothing irons of kind designedto use steam from the indu	8 620	71 774	48 679	362 091
8516409000	Other electric smoothing irons	51 948	496 598	414 450	4 256 469
8516500000	Microwave ovens	95 654	914 249	434 135	4 401 237
8516601000	Rice cookers	1 618 043	9 803 560	6 262 788	43 785 008
8516609000	Oth ovens: cookers,cooking plates,boiling rings,grillers & roasters	154 579	1 430 037	652 988	6 679 947
8516710000	Coffee/tea makers	30 715	254 900	342 663	3 430 036
8516720000	Toasters	18 404	325 707	111 265	1 880 832
8516791000	Kettles	54 994	255 425	151 773	1 150 579
8516799000	Other electro-thermic appliances	180 032	1 499 844	865 931	10 252 130
8516801000	Elect heatin resistor for type-foundingor type-setting mach;for ind	5 146	20 069	60 712	560 543
8516803000	Elect heatin resistor for type-founding/type-setting mach;for domi	71 742	344 374	898 220	3 617 460
8516809000	Other electric heating resistors	31 486	435 563	433 366	6 563 159
8516902100	Sealed hotplates for domestic appliances	1 567	61 453	4 671	115 615
8516902900	Sealed hotplates for other appliances	409 590	2 497 770	875 970	5 301 881
8516903000	Parts of electric instantaneous/storagewater heaters & immersion	172 158	1 122 429	409 994	2 988 130
8516904000	Part of electric heatin resstor for typefounding/type-setting mach	649	5 091	4 687	70 557
8516909000	Oth part of electric heating resstor for type-founding/type-setting i	414 985	3 551 422	3 292 609	31 204 654
8517110000	Line telephone set with cordless handset	2 474	28 238	87 199	975 462
8517120000	Telephones for cellular networksor for other wireless networks	1 157 112	10 014 785	206 063 973	2 195 776 955
8517180000	Other telephone sets	20 430	229 342	500 878	5 422 027
8517610000	Base stations	516 213	3 833 422	75 232 680	425 789 920
8517621000	Radio transmitters/receivers for simult.interpretaion at multilingual	690	44 426	74 649	1 519 361
8517622100	Control & adaptor units, incl. gateways,bridges and routers	301 130	932 551	13 566 766	43 704 373
8517622900	Oth control & adaptor units, includinggateways,bridges and router	185 345	372 751	8 292 633	54 761 139
8517623000	Telephonic or telegraphic switchingapparatus	11 637	43 179	7 712 204	9 025 217
8517624100	Modems including cable modemsand modem cards	23 290	261 040	1 161 915	17 738 439
8517624200	Concentrators or multiplexers	11 263	167 902	1 607 888	29 309 908
8517624900	Oth app for carrier-current line systemor for digital line systems	5 067	99 802	2 660 348	59 609 278

I.3. IMPOR MENURUT KOMODITI / IMPORT BY HS COMMODITY
***** SEPTEMBER/SEPTEMBER 2014 *****

HS	Uraian Komoditi Commodity Description	Berat Bersih / Net Weight (Kg)		Nilai / Value C.I.F (US\$)	
		Bulan ini Current Month	Kumulatif Cum.Jan. to date	Bulan ini Current Month	Kumulatif Cum.Jan. to date
8517625100	Wireless LANs	36 181	470 960	1 013 232	29 809 110
8517625200	Transmission/reception app for simult.interpretaion at multiligual	0	572	0	43 973
8517625300	Oth transmission apparatus for radio-telephony/radio-telegraphy	27 244	673 891	2 050 415	295 209 642
8517625900	Oth transmission app incorporatingreception apparatus; others	4 285	11 259	1 179 492	3 259 315
8517626100	Oth transmission apparatus for radio-telephony/radio-telegraphy	3 805	19 958	668 275	3 683 065
8517626900	Oth transmission apparatus for radio-telephony/radio-telegraphy;	384	12 593	109 701	2 188 736
8517629100	Portable receiver for call,alert/pagingand paging alert devices, incl	824	1 837	61 656	174 339
8517629200	Portable receiver for radio-telephonyor radio-telegraphy	55	479	21	9 554
8517629900	Other portable receivers	53 305	170 438	2 963 466	24 801 194
8517690000	Other apparatus for transmission orreception of voices; others	90 409	280 710	1 155 063	5 014 219
8517701000	Parts of control and adaptor unitsincluding gateways, bridges, rou	13 180	153 720	584 101	13 970 705
8517702100	Parts of cellular telephones	93 635	332 292	3 409 975	14 297 292
8517702900	Oth parts of control and adaptor unitsincluding gateways, bridges,	16 994	317 754	616 752	15 489 087
8517703100	Oth PCB of goods for line telephonyor line telegraphy; assembled	4 404	39 368	771 174	8 637 755
8517703200	Oth PCB of goods for radio-telephonyor radio-telegraphy; assembl	0	2 540	0	329 875
8517703900	Oth printed circuit board; assembled	207 019	1 108 714	13 715 902	84 592 982
8517704000	Aerials/antennae used w/ app. for radio-telephony or radio-telegr.	11 809	625 903	197 992	12 290 045
8517709100	Oth aerials/antennae of goods for linetelephony or line telegraphy	4 181	42 020	389 843	3 063 522
8517709200	Oth aerials/antennae of goods for radio-telephony or radio-telegr;	1 830	1 415 824	8 523	75 024 058
8517709900	Other aerials or antennae	109 806	2 111 236	16 359 708	377 675 436
8518101100	Microphones having a frequency rangeof 300 hz to 3.4 khz	1 590	16 607	106 507	743 748
8518101900	Other microphones, whether or notwith their stands	58 577	392 151	349 804	2 999 544
8518109000	Other microphones	21 378	210 044	679 507	6 219 888
8518211000	Box type of single loudspeakers,mounted in their enclosures	85 784	544 050	335 960	7 254 532
8518219000	Oth type of single loudspeakersmounted in their enclosures	95 972	807 916	698 896	5 005 219
8518221000	Box type of multiple loudspeakers,mounted in their enclosures	137 189	1 135 082	833 965	6 222 188
8518229000	Oth type of multiple loudspeakersmounted in their enclosures	64 469	710 102	570 693	5 706 389
8518292000	Loudspeakers,without enclosure,having a freq 300 hz to 3.4 khz	75 578	277 205	338 994	1 491 630
8518299000	Oth loudspeakers, not mounted intheir enclosure	719 268	5 854 918	3 805 737	31 459 359
8518301000	Headphones	31 998	221 052	534 955	3 866 182
8518302000	Earphones	28 908	300 713	214 015	2 403 000
8518304000	Line telephone handsets	253	3 386	29 187	122 559
8518305100	Oth combined microphone/speaker set,for cellular/wireless telept	1 752	17 258	11 010	323 693
8518305900	Oth combined microphone/speaker set,for other puprposes	2 288	20 962	23 530	417 767
8518309000	Other headphones and earphones,combined w/ microphone/spea	24 272	232 807	159 507	2 440 837
8518402000	Audio-freq elec. amplifier used asrepeaters in line telephony	515	2 632	3 363	38 172
8518403000	Audio-freq elec. amplifier used asrepeaters in oth than line teleph	0	1 251	0	124 047
8518404000	Oth audio-freq elec. amplifier,have 6 ormore input signal line	3 477	23 274	73 472	1 338 124
8518409000	Other audio-freq elec. amplifier	142 720	906 188	2 403 716	7 296 999
8518501000	Elec. sound ampli. set having powerrating of 240W or more	0	27 273	0	137 032
8518502000	Oth elec. sound amplifier w/ loudspeaker50V <= voltage rating <=	0	1 619	0	72 116
8518509000	Oth electric sound amplifier	40 574	290 202	268 067	1 872 650
8518901000	Part of microphone,loudspeaker, telephonehandset,audio-freq ele	240 119	2 429 854	627 954	6 368 008
8518902000	Part of oth audio-freq elec. amplifier,have 6 or more input signal li	2 237	20 438	240 306	749 475
8518903000	Part of single/multiple loudspeaker	107 714	1 399 607	193 498	3 106 479
8518904000	Part of oth loudspeakers, not mounted intheir enclosure	55 998	266 915	79 347	333 623
8518909000	Part of oth electric sound amplifier set	979 377	8 601 788	5 569 006	50 180 837
8519201000	Coins or disc operated record player	0	10	0	27 437
8519202000	Record player operated by others	1	4 261	4	19 272
8519300000	Turntables (record-decks)	0	8	0	2 895
8519500000	Telephone answering machines	0	196	0	3 623
8519811000	Pocket size cassette recorders,dimensionnot exceed 170 x 100 x 4	0	1 078	0	128 292
8519812000	Cassette recorder,with ampli/loudspeakeroperating only w/ ext. si	0	124	0	8 763
8519813000	Compact disc player	6 419	43 324	114 815	548 703
8519814900	Transcribing machines for other purposes	1 065	98 539	1 614	101 456
8519816100	Magnetic tape rcorder incorp sound reprofor cinematography or b	3	254	472	21 246
8519816900	Magnetic tape rcorder incorp sound reprofor other puprposes	0	21	0	1 600
8519817900	Oth sound reproducing app,cassette type,for other puprposes	292	9 495	1 329	241 450
8519819900	Oth sound recorder suitable forother puprposes	4 782	60 563	180 552	772 946
8519891100	Cinematographic sound reproducersfor film of a width of less thar	61	2 659	144	62 220
8519892000	Record-players with/without loudspeakers	18	511	5 615	8 140
8519899000	Cinematographic sound reproducersfor other puprposes	13 084	92 544	207 865	1 698 702
8521101000	Magnetic tape-type used incinematography or TV broadcasting	249	2 822	12 527	85 427
8521109000	Magnetic tape-type used in other purpose	15	476	880	41 544

I.3. IMPOR MENURUT KOMODITI / IMPORT BY HS COMMODITY
***** SEPTEMBER/SEPTEMBER 2014 *****

HS	Uraian Komoditi Commodity Description	Berat Bersih / Net Weight (Kg)		Nilai / Value C.I.F (US\$)	
		Bulan ini Current Month	Kumulatif Cum.Jan. to date	Bulan ini Current Month	Kumulatif Cum.Jan. to date
8521901100	Laser disc player used incinematography or TV broadcasting	0	9 382	0	148 395
8521901900	Laser disc player used in other purpose	39 486	564 615	417 272	7 003 314
8521909100	Oth magnetic tape-type used incinematography or TV broadcastin	5 665	37 534	46 976	550 963
8521909900	Oth magnetic tape-type used inother puprposes	53 352	774 248	1 328 501	18 467 379
8522100000	Pick-up cartridges	401	5 242	26 928	241 167
8522902000	Printed circuit board assemblies for telephone answering machine	10	3 509	3 948	136 335
8522903000	PCB assemblies for cinematographic soundrecorders or reproduce	19 095	163 585	486 457	5 409 929
8522904000	Audio/video tapedecks and compact discmechanisms	357 938	2 568 898	3 978 746	30 979 087
8522905000	Audio/video reproduction heads, magnetic type; magnetic erasing	3 875	35 484	26 666	600 902
8522909100	Oth parts&accessories of cinematographic sound recorders/repro	13 769	130 718	162 148	1 815 709
8522909200	Oth parts of telephone answering machine	10 121	62 231	40 056	287 527
8522909300	Oth parts&accessories for sound/audiorecording/reproducing (ma	193 321	2 101 682	7 300 942	68 915 904
8522909900	Oth parts&accessories for other sound or audio recording/reprodu	326 615	2 080 691	7 914 156	72 347 792
8523211000	Magnetic media card, incorporating a magnetic stripe; unrecorded	13 149	66 473	248 945	1 453 779
8523219000	Magnetic media card, incorporating a magnetic stripe; recorded	2 976	20 055	474 929	4 875 757
8523291100	Magnetic computer tapes, width <= 4mm; unrecorded	135	2 126	830	25 087
8523291900	Other magnetic tapes, width <= 4mm; unrecorded	0	1 546	0	46 291
8523292100	Magnetic video tapes, width <= 4mm; recorded	2 468	30 329	4 297	39 587
8523292900	Magnetic tapes (oth than video tapes) width <= 4mm; recorded	14	644	6 670	37 676
8523293100	Magnetic computer tapes, 4mm<width<=6,5mm; unrecorded	0	68	0	4 520
8523293300	Magnetic video tapes, 4mm<width<=6,5mm; unrecorded	15 123	77 394	28 651	172 996
8523293900	Other magnetic tapes, 4mm<width<=6,5mm; unrecorded	718	4 663	91 444	372 885
8523294100	Magnetic computer tapes, 4mm<width<=6,5mm; recorded	3	15	54	331
8523294200	Magnetic tapes, 4mm<width<=6,5mm; recorded, for cinematograp	42	51	3 282	7 909
8523294300	Oth magnetic video tapes, 4mm<width<=6,5mm; recorded	0	456	0	8 177
8523294900	Oth magnetic computer tapes, 4mm<width<= 6,5mm; unrecorded	0	2 306	0	49 280
8523295100	Magnetic computer tapes, width > 6,5mm; unrecorded	71	1 393	8 040	160 768
8523295200	Magnetic video tapes, width > 6,5mm unrecorded	0	2 332	0	17 322
8523295900	Oth magnetic tapes, width > 6,5mm unrecorded	20 469	133 970	74 212	789 799
8523296100	Magnetic tapes width >6,5mm; recorded for storage media	18	2 130	2 080	41 100
8523296200	Magnetic tapes width >6,5mm; recorded for cinematography	0	8	0	1 718
8523296300	Oth magnetic video tapes, width > 6,5mm; recorded	0	136	0	334
8523296900	Oth magnetic tapes, width > 6,5mm; recorded, for other purposes	8 918	27 841	14 472	57 623
8523297100	Computer hard disc and diskette; unrecorded	32 891	197 265	79 109	426 173
8523297900	Other magnetic discs; unrecorded	58	204	2 239	10 848
8523298100	Magnetic disc for reproducing phenomenonot sound/image for co	2 022	76 950	14 668	211 684
8523298200	Magnetic disc for reproducing phenomenonot sound/image for ot	1	1	16 372	16 372
8523298300	Oth magnetic disc reproducing represent. by means of an auto. dat	283	480	59 155	114 121
8523298490	Other cinematographic films; magnetic	11	66	680	9 020
8523299100	Magnetic media oth than disc for computer use; unrecorded	8 300	21 235	13 188	318 596
8523299200	Magnetic media oth than disc for oth than computer use; unrecord	34	42	11 279	13 489
8523299300	Magnetic media oth than disc for computer use; recorded	0	41 368	0	1 133 103
8523299400	Magnetic media oth than disc for oth than computer use; recorded	244	2 298	171	1 178
8523299500	Oth magnetic media reprod. sound/image proprietary format stor	0	6 349	0	13 014
8523299900	Other magnetic media (not disc)	4 882	44 100	135 269	867 691
8523411000	Optical media, unrecorded, for computer use	1	261 249	79	1 013 239
8523419000	Optical media, unrecorded, for other use	36	49	18 198	21 835
8523491100	Disc for laser reading systems for reproducing phenomena not sou	0	192	0	47 435
8523491200	Educational, technical, scientific, historical/cultural disc; sound only	77	169	6 087	28 698
8523491300	Other kind of disc; sound only	0	60	0	136 897
8523491400	Disc for laser reading system for repro. represent. of instruct, data, s	131	6 437	100 374	7 545 107
8523491910	Cinematographic film oth than newsreel, travelogues, and oth doc.	1	87	2 525	53 716
8523491990	Other cinematographic films; optical	6	447	9 937	197 694
8523499100	Oth disc for laser reading systems for reproducing phenomena not	1	1	7 257	7 257
8523499300	Oth disc for laser reading systems for reproducing others	13	15	120	1 977
8523499900	Oth disc for laser reading systems	456	4 795	269 703	1 056 717
8523511100	Solid-state non-volatile storage devices suitable for computer use; r	32 309	166 407	94 002	496 814
8523511900	Solid-state non-volatile storage devices for other use; unrecorded	6 869	38 639	266 684	1 528 826
8523512100	Solid-state non-volatile storage devices suitable for computer use; r	5 175	69 724	1 997 432	24 022 072
8523512900	Solid-state non-volatile storage devices for other use; recorded	126	1 272	5 094	23 823
8523513000	Solid-state non-volatile storage devices for repro. data, sound/imag	64	3 745	76 186	5 250 626
8523519010	Cinematographic film oth than newsreel, and oth doc. films; semic	0	80	0	24 290
8523519090	Other cinematographic film; semiconductor	232	2 797	65 288	669 857
8523520000	"Smart cards"	39 496	562 373	3 238 144	34 376 069

I.3. IMPOR MENURUT KOMODITI / IMPORT BY HS COMMODITY
***** SEPTEMBER/SEPTEMBER 2014 *****

HS	Uraian Komoditi Commodity Description	Berat Bersih / Net Weight (Kg)		Nilai / Value C.I.F (US\$)	
		Bulan ini Current Month	Kumulatif Cum.Jan. to date	Bulan ini Current Month	Kumulatif Cum.Jan. to date
8523591000	Proximity cards and tags;semiconductor	1 941	19 609	29 208	278 163
8523592100	Oth semiconductor media,unrecorded,suitable for computer use	1	1 277	7	17 777
8523592900	Oth semiconductor media,unrecorded,for other use	4 852	14 833	37 720	177 661
8523593000	Oth semiconductor media,recordedreproducing phenomena not s	0	3	0	1 363
8523594000	Oth semiconductor media,recordedreproducing others	0	131	0	128 338
8523599000	Other semiconductor media	2	1 136	2 093	128 257
8523805100	Oth solid-state non-volatil storage dev.;unrecorded,for computer i	2 129	18 559	1 041 256	8 643 105
8523805900	Oth solid-state non-volatil storage dev.;unrecorded,for other use	5	35	982	2 914
8523809100	Oth solid-state non-volatil storage dev.;recorded,reprod. not soun	0	78	0	747
8523809200	Oth solid-state non-volatil storage dev.;recorded,reproducing othe	4 307	120 349	8 965	578 487
8523809900	Other solid-state non-volatilestorage device	1 137	7 420	45 707	262 676
8525500000	Transmission apparatus	997	11 061	138 811	2 574 308
8525600000	Transmission apparatus incorporatingreception apparatus	7 440	59 611	608 755	22 705 599
8525801000	Web cameras	4 195	117 875	76 886	2 422 895
8525803100	Video camera recorders,used inbroadcasting	2 792	11 439	53 493	222 948
8525803900	Video camera recorders,used inother purposes	30 773	320 108	1 508 427	8 881 869
8525804000	Television camera	22 426	146 534	963 164	4 747 641
8525805010	Pocket camera	34 057	381 276	2 088 099	18 062 329
8525805020	DSLR camera	14 469	73 941	2 557 209	12 095 919
8525805090	Other digital cameras	58 691	282 091	883 877	7 341 824
8526101000	Radar app.,ground based,use in civilaircraft,used solely on sea-goi	883	44 508	348 261	7 989 257
8526109000	Other radar apparatus	4 913	88 513	185 511	5 399 314
8526911000	Radio navigational aid app.,use in civilaircraft,used solely on sea-g	401	14 433	158 430	1 225 032
8526919000	Other radio navigational aid apparatus	3 833	38 162	402 612	3 905 286
8526920000	Radio remote control apparatus	24 608	247 505	1 075 219	6 520 252
8527131000	Oth radio broadcast receiver combined w/sound recording/reproc	32 657	169 364	42 096	750 047
8527139000	Oth radio broadcast receiver combined w/sound recording/reproc	319	21 181	17 335	511 390
8527191100	Portable reception app capable of planmanage&monitor the elect	0	20 185	0	25 379
8527191900	Reception app capable of plan,manage&monitor electromag spect	0	12 007	0	250 354
8527199100	Oth reception app.:portable	24 496	41 566	23 622	48 816
8527199900	Oth reception app.:not portable	0	258	0	13 113
8527210000	Radio-broadcast receiver,use ext sourcepower combined with sou	64 878	746 857	2 797 163	40 810 457
8527290000	Radio-broadcast receiver,use ext sourcepower not combined with	21 976	187 153	1 146 263	6 964 688
8527911000	Oth radio-broadcast receiver,ext sourcepower combined w/ sounc	0	1 116	0	24 468
8527919000	Oth radio-broadcast receiver,ext sourcepower comb. w/ sound rec	80 298	558 733	537 596	5 089 804
8527921000	Oth radio-broadcast receiver,ext sourcepower combined w/ a cloc	387	4 769	7 153	72 456
8527929100	Oth radio-broadcast receiver;not portablecomb. w/ a clock,mains c	20	1 060	4 079	37 113
8527929900	Oth radio-broadcast receiver;not portablecomb. w/ a clock,operat	0	164	0	6 406
8527991000	Oth radio-broadcast receiver,ext sourcepower combined w/ other	0	1	0	936
8527999100	Oth radio-broadcast receiver;not portablecomb. w/ others,mains c	595	13 224	6 314	176 058
8527999900	Oth radio-broadcast receiver;not portablecomb. w/ others,operate	6	820	53 821	92 513
8528411000	Colors cathode-ray tube monitor,used inautomatic data processing;	0	3 130	0	98 321
8528412000	B/W cathode-ray tube monitor,used inautomatic data processing ;	0	6 323	0	21 157
8528491000	Oth color cathode-ray tube monitor,usedin automatic data proces	5 704	134 243	24 391	584 677
8528492000	Oth B/W cathode-ray tube monitor,usedin automatic data process	183	1 442	25 923	154 953
8528511000	Projection type flat panel display unitused in automatic data proce	2 363	142 346	16 705	3 535 713
8528512000	Oth projection type flat panel displayunits, color	122 972	2 215 495	3 651 616	39 110 243
8528513000	Oth projection type flat panel displayunits, B/W	0	13 247	0	352 958
8528591000	Other monitor, colour	47 002	344 557	2 348 898	18 773 667
8528592000	Other monitor, B/W	20 607	602 944	65 384	963 478
8528611000	Projector,flat panel display type use inautomatic data processing s	7 387	45 324	422 904	2 637 475
8528619000	Oth projector,flat panel display type,used in automatic data proce	13 450	139 164	562 416	10 195 581
8528691000	Oth projector,have capability ofprojecting on a screen >=300 inch	287	891	7 322	59 410
8528699000	Oth projector,have capability ofprojecting on a screen <300 inches	17 180	55 432	143 298	2 427 769
8528711100	Set top box which have a communicationfunctions, mains operate	21	33 689	695	1 601 408
8528711900	Set top box which have a communicationfunctions, operated by ot	3 552	28 135	109 891	724 178
8528719100	Oth set top box, have a communicationfunctions, mains operated	59 726	917 280	104 592	1 801 635
8528719900	Oth set top box, have a communicationfunctions, operated by oth	0	19 341	0	96 964
8528721000	Oth reception app. for TV,colour,battery operated	648	2 223	5 443	18 729
8528729100	Cathode-ray tube type	0	82 332	0	123 758
8528729200	LCD,LED,and oth flat panel display type	1 069 641	6 120 912	26 567 540	147 223 455
8528729900	Oth reception app. for TV,colour,not battery operated	3 187	40 405	104 479	1 105 411
8528730000	Oth reception apparatus for TV, B/W	152	1 047	9 400	51 847
8529102100	Parabolic aerial reflector dishes for TVreception	234 558	6 886 767	584 060	20 180 297

I.3. IMPOR MENURUT KOMODITI / IMPORT BY HS COMMODITY
***** SEPTEMBER/SEPTEMBER 2014 *****

HS	Uraian Komoditi Commodity Description	Berat Bersih / Net Weight (Kg)		Nilai / Value C.I.F (US\$)	
		Bulan ini Current Month	Kumulatif Cum.Jan. to date	Bulan ini Current Month	Kumulatif Cum.Jan. to date
8529102900	Oth parabolic aerial reflector dish forTV reception	25 013	948 973	317 959	3 934 712
8529103000	Telescopic, rabbit & dipole antennae forTV or radio receivers	107 000	750 580	849 214	7 400 389
8529104000	Aerial filters and separators	50 623	348 599	519 580	4 938 455
8529106000	Feed horns (wave guide)	119 890	1 014 677	610 240	4 031 735
8529109200	Oth aerials&aerials reflector,used withtransmission app. for radio-	321 621	3 061 031	492 257	5 086 975
8529109900	Oth aerials&aerials reflector,used withtransmission app. for oth pu	48 931	253 107	3 129 445	24 621 974
8529902000	Part of decoder for use w/ transmission,radar&reception app. ,mo	308 762	1 289 117	1 384 435	7 172 834
8529904000	Part of digital/video camera,use withtrans.,radar&recept. app.,mo	36 717	170 158	928 859	5 329 316
8529905100	Oth printed circuit board; assembled,for transmission apparatus	2	1 251	730	93 679
8529905200	Oth printed circuit board; assembled,for radio-broadcast receiver	42 421	405 204	284 566	2 833 530
8529905300	Oth printed circuit board; assembled,for flat panel display monitor	182 773	1 531 802	5 091 432	44 409 638
8529905400	Oth printed circuit board; assembled,for TV receivers	92 806	1 193 647	1 739 057	25 052 253
8529905500	Oth printed circuit board; assembled,for other monitor/projector	780	29 004	27 024	353 830
8529905900	Oth printed circuit board; assembled,for other goods	243 250	1 945 735	19 772 757	184 371 699
8529909100	Oth printed circuit board;not assembled,for television receivers	313 273	3 235 283	13 762 732	154 038 060
8529909400	Oth printed circuit board;not assembled,for flat panel display	1 420 740	12 048 247	44 330 697	366 660 745
8529909900	Oth printed circuit board;not assembled,for other goods	492 787	3 664 471	6 758 606	44 463 093
8530100000	Equipment for railways and tramways	6 265	32 085	1 087 890	4 936 432
8530800000	Equipment for roads,inland waterways,parking facility,port install.	9 476	110 948	518 984	4 806 410
8530900000	Part of equipment railways,tramways,road,waterway,parking facil	3 865	44 061	25 054	879 968
8531101000	Burglar alarms	16 297	85 711	96 371	834 699
8531102000	Fire alarms	34 998	174 563	347 866	3 575 376
8531103000	Smoke alarms;portable personal alarm(shrill alarm)	17 133	65 633	92 637	915 231
8531109000	Other alarms and similar apparatus	50 056	476 239	1 198 921	12 786 780
8531200000	Indicator panel incorporating LCD/LED	88 788	999 760	3 499 369	45 589 091
8531801100	Door bells and other door soundsignalling apparatus	11 303	61 632	70 822	503 707
8531801900	Other electronic bells and soundsignalling apparatus	25 016	182 445	618 238	5 081 265
8531802100	Vacuum flourescent display panels	12	462	250	13 129
8531802900	Oth flat panel displays (includingelectroluminescence,plasma,&otf	15 578	76 864	778 873	2 854 870
8531809000	Other electric sound/visual signallingapparatus	17 745	192 248	269 000	2 705 761
8531901000	Part of panel indicator,electric sound/visual signalling app,flat pan	8 480	58 747	535 527	3 944 958
8531902000	Part of door bell/other door soundsignalling apparatus	89	631	4 674	21 256
8531903000	Part of other bells/sound signallingapparatus	15	3 145	4 376	100 366
8531909000	Part of other electric sound or visualsignalling apparatus	19 138	228 961	734 106	6 383 239
8532100000	Fixed capacitor desgned for use in 50/60Hz circuit, reactive power	117 150	1 196 311	1 838 986	21 030 908
8532210000	Tantalum	2 592	46 681	238 575	3 580 269
8532220000	Aluminium electrolytic	147 752	1 106 843	2 913 924	28 956 626
8532230000	Ceramic dielectric,single layer	17 152	385 002	729 355	11 786 100
8532240000	Ceramic dielectric,multi layer	54 155	548 960	3 303 333	25 503 722
8532250000	Dielectric of paper or plastic	33 991	287 793	357 573	3 064 444
8532290000	Other fixed capasitor	219 411	2 537 785	4 493 781	49 187 731
8532300000	Variable/adjustable (pre-set) capacitors	32 864	362 082	1 331 029	9 843 685
8532900000	Parts of fixed electrical capasitor	150 704	1 805 395	2 748 808	36 577 552
8533101000	Fixed carbon resistors, composition/filmtype; surface mounted	11 190	132 558	667 700	6 861 453
8533109000	Fixed carbon resistors, composition/filmtype; not surface mounter	41 276	538 429	2 198 705	20 596 605
8533210000	Oth fixed resistors for a power handlingcapacity not exceeding 20W	31 229	321 375	1 377 148	15 144 252
8533290000	Oth fixed resistors for a power handlingcapacity exceeding 20W	33 075	356 238	1 203 565	19 267 463
8533310000	Wirewound variable resistors, rheostats,for a power handling capa	298	1 895	10 952	66 494
8533390000	Wirewound variable resistors, rheostats,for a power handling capa	12 299	152 775	133 487	2 003 369
8533400000	Other variable resistors, includingrheostats and potentiometers	68 502	456 116	1 970 993	14 792 708
8533900000	Parts of fixed resistors	141 973	1 210 397	4 445 073	48 902 156
8534001000	Printed circuits, single-sided	118 755	1 059 778	3 204 899	29 129 434
8534002000	Printed circuits, double-sided	15 300	213 249	1 654 206	23 724 821
8534003000	Printed circuits, multi-layer	32 705	276 095	1 173 151	11 388 961
8534009000	Other printed circuits	634 501	5 432 315	26 195 621	219 618 955
8535100000	Fuses, for a voltage > 1000V	31 225	448 607	218 030	7 504 614
8535211000	Automatic circuit breakers for a voltage< 72,5 KV; moulded case ty	126	30 499	34 000	768 011
8535219000	Automatic circuit breakers for a voltage< 72,5 KV; other type	157 295	900 289	1 886 226	18 108 713
8535290000	Automatic circuit breakers for a voltage>= 72,5 KV	60 188	1 485 773	1 034 171	19 255 237
8535301100	Disconnecter having a voltage < 36 KV	804	6 203	82 577	672 547
8535301900	Disconnecter having a voltage >= 36 KV	22 376	280 619	195 140	3 264 208
8535302000	Isolating switch&make-and-break switchfor a voltage of >= 66 KV	117 565	248 277	961 132	2 241 261
8535309000	Isolating switch&make-and-break switchfor a voltage of < 66 KV	9 763	818 742	242 311	12 205 205
8535400000	Lightning arresters,voltage limiters andsurge suppressors	34 647	437 098	838 980	7 157 094

I.3. IMPOR MENURUT KOMODITI / IMPORT BY HS COMMODITY
***** SEPTEMBER/SEPTEMBER 2014 *****

HS	Uraian Komoditi Commodity Description	Berat Bersih / Net Weight (Kg)		Nilai / Value C.I.F (US\$)	
		Bulan ini Current Month	Kumulatif Cum.Jan. to date	Bulan ini Current Month	Kumulatif Cum.Jan. to date
8535901000	Bushing and tap changer assemblies for electricity distrib/power tr	143 935	429 329	1 156 766	12 772 531
8535909000	Oth bushing and tap changer assembl. for electricity distrib/power	151 371	1 800 513	4 004 677	32 628 575
8536101100	Thermal fuses glass type for use inelectris fans	7 520	62 559	199 618	1 981 174
8536101200	Thermal fuses glass type for use inothers, for a current of less thar	2 181	33 216	65 509	725 700
8536101300	Fuse blocks,of a kind used for motorvehicles	4 029	49 685	125 359	1 326 317
8536101900	Oth thermal fuses glass type	36 732	793 148	737 351	12 644 834
8536109100	Oth fuses for use in electric fans	12 931	66 294	327 216	1 581 059
8536109200	Oth fuses for use in other,for a currentof less than 16 A	595	3 559	32 202	209 976
8536109300	Oth fuse blocks,of a kind used for motorvehicles	29 854	190 240	530 745	3 767 354
8536109900	Other fuses	168 850	961 864	3 590 448	23 915 923
8536201100	Automatic circuit breaker;moulded case,for a current of less than	177	70 485	32 805	1 154 944
8536201200	Automatic circuit breaker;moulded case,for a current >16A but <=	501	44 867	8 791	105 489
8536201300	Automatic circuit breaker;moulded case,for a current >32A but <=	58	8 054	1 821	128 289
8536201900	Automatic circuit breaker;moulded case,for a current >1000A	115 490	554 075	2 403 320	8 556 868
8536202000	Automatic circuit incorporated intoelectro-thermic domestic appli	10 920	11 489	85 172	105 727
8536209100	Automatic circuit incorporated into oth,a current < 16A	7 021	93 687	51 119	1 228 780
8536209900	Automatic circuit incorporated into oth,a current >= 16A	128 425	1 138 117	2 525 341	19 074 369
8536301000	Lightning arresters for protectingelectrical circuits	4 206	101 304	101 408	1 564 202
8536302000	Electrical circuit protector used inradio equipment/electric fans	923	10 228	22 313	74 618
8536309000	Oth apparatus for protecting electricalcircuits	11 101	651 479	592 168	18 762 263
8536411000	Digital relays,voltage <= 60V	47 255	302 646	828 281	6 515 450
8536413000	Relays used in electric fans,voltage <= 60V	0	25	0	1 744
8536414000	Oth relays,voltage <= 60V,a current <16A	52	4 487	2 008	46 076
8536419000	Relays used in other equipment,voltage <= 60V	50 451	708 556	1 069 357	15 778 647
8536491000	Digital relays,voltage > 60V	9 146	48 633	372 544	2 101 911
8536499000	Other relays,voltage > 60V	191 844	1 709 710	6 458 395	37 327 847
8536502000	Over-current and residual-currentautomatic switches	62 826	492 011	875 118	8 427 472
8536503200	High inrush switch used in electric fansor radio equipment	4 670	84 914	53 455	747 125
8536503300	High inrush switch,of a rated currentcarrying capacity < 16A	835	17 179	37 745	269 951
8536503900	Other high inrush switches	85 655	1 091 163	1 716 342	19 096 056
8536504000	Miniature switches for rice cookersor oven toasters	0	749	0	23 865
8536505100	Electronic AC switch,voltage<=1000V,for a current < 16A	18 312	221 639	155 330	2 554 724
8536505900	Electronic AC switch,voltage<=1000V,for a current >= 16A	40 503	303 580	671 832	5 938 050
8536506100	Make&break switch used in domesticelec. wiring,<=500V,for a cur	4 798	154 755	63 729	761 523
8536506900	Make&break switch used in domesticelec. wiring,<=500V,for a cur	9 100	110 843	438 317	4 172 142
8536509200	Oth make&break switch used in domesticelec. wiring,>500V,use ir	0	17 733	0	193 872
8536509500	Oth make&break switch,>500V,startersfor electric motors or fuse	2 154	66 225	93 396	1 977 793
8536509900	Oth make&break switch,>500V	215 840	3 018 695	6 088 280	72 292 757
8536611000	Lamp holder used for compact lamps orhalogen lamps	8 148	107 279	13 677	399 330
8536619100	Lamp holder used for oth lamps,a current< 16A	4 950	129 491	23 161	326 249
8536619900	Lamp holder used for oth lamps,a current>= 16A	93 489	817 126	292 078	1 983 138
8536691200	Telephone plugs for a current < 16A	22 518	88 673	94 288	1 012 898
8536691900	Telephone plugs for a current <= 16A	20 784	273 136	868 717	8 045 254
8536692200	Audio/video & cathode ray tube socketfor TV/radio receiver,a curr	1 857	27 484	19 242	224 812
8536692900	Audio/video & cathode ray tube socketfor TV/radio receiver,a curr	10 973	613 165	140 282	5 382 009
8536693200	Socket&plug for co-axial cable&printedcircuits,for a current < 16A	11 642	81 839	159 776	666 128
8536693900	Socket&plug for co-axial cable&printedcircuits,for a current >= 16A	72 287	1 405 841	686 103	8 422 544
8536699200	Oth socket&plug, for a current < 16A	47 826	236 247	77 796	868 997
8536699900	Oth socket&plug, for a current >= 16A	13 995	280 606	384 881	4 273 247
8536701000	Connector for optical fibres,opt. fibresbundles or cables;ceramics	412	15 467	20 617	305 706
8536702000	Connector for optical fibres,opt. fibresbundles or cables;copper	24 944	100 836	434 399	4 210 744
8536709000	Oth connector for optical fibres,opticalfibres bundles or cables	63 431	810 439	2 248 241	26 653 357
8536901200	Connection&contact elements for wires&cables;wafer probers;cur	19 222	341 750	514 885	7 194 065
8536901900	Connection&contact elements for wires&cables;wafer probers;cur	307 684	3 421 168	9 838 613	99 264 376
8536902200	Junction boxes,for a current < 16A	13	1 138	1 599	130 083
8536902900	Junction boxes,for a current >= 16A	180 055	1 633 743	5 089 269	38 917 918
8536903200	Cable connector,connector/adaptor forco-axial cable,commutator	2 612	176 697	72 088	4 015 509
8536903900	Cable connector,connector/adaptor forco-axial cable,commutator	606 154	5 180 007	17 720 837	162 909 564
8536909300	Telephone patch panels	1	24 274	23	368 985
8536909400	Oth cable connector,for a current < 16A	64 833	331 041	2 347 237	11 360 773
8536909900	Oth cable connector,for a current >= 16A	762 434	6 920 602	18 392 198	174 190 694
8537101100	Control panel use in distributed controlsystem;voltage<1000V	185 284	876 352	2 700 454	27 126 922
8537101200	Control panel fitted w/ a programmableprocessor;voltage<1000V	18 425	174 363	1 228 197	4 435 669
8537101300	Control panel for AC,refrig.,wash. mach.,vacuum cleaner,mixer,wa	377 181	718 754	3 444 054	5 303 038

I.3. IMPOR MENURUT KOMODITI / IMPORT BY HS COMMODITY
***** SEPTEMBER/SEPTEMBER 2014 *****

HS	Uraian Komoditi Commodity Description	Berat Bersih / Net Weight (Kg)		Nilai / Value C.I.F (US\$)	
		Bulan ini Current Month	Kumulatif Cum.Jan. to date	Bulan ini Current Month	Kumulatif Cum.Jan. to date
8537101900	Other control panel	623 226	2 544 652	5 406 720	33 169 138
8537102000	Distribution board used w/ auto. dataprocess. mach.,telp sets,tran	106 848	1 566 139	2 342 762	24 133 799
8537103000	Programmable logic controllers for auto-mach for trans. for semic	17 943	302 285	1 281 357	13 619 829
8537109100	Switchboard used in radio equipmentor electric fans	49 932	415 437	978 301	14 109 262
8537109200	Switchboard use in distributed controlsystems	88 565	152 636	4 633 984	6 187 358
8537109900	Switchboard use for other prposes	774 556	3 820 142	12 517 034	77 833 696
8537201100	Switchboards incorp. elect instrum forbreak,connect/protect elect	58 203	307 899	199 504	4 493 913
8537201900	Switchboards incorp. elect instrum forbreak,connect/protect elect	86 238	1 739 561	3 978 671	24 690 191
8537202100	Control panels incorp. elect instrum forbreak,connect/protect elec	2 960	176 664	201 022	6 428 820
8537202900	Control panels incorp. elect instrum forbreak,connect/protect elec	71 483	1 378 433	3 127 601	16 753 283
8537209000	Oth board for elect. control for voltage> 1000 volt	1 599 051	6 608 853	14 652 749	87 265 353
8538101100	Parts of programmable logic controllers,<=1000V;for smiconducto	1 520	16 054	25 842	374 898
8538101200	Oth part of programable logic controllerused in radio equipment,<	117	2 427	2 132	800 150
8538101900	Oth part of programable logic controllerused in other equipment,	159 844	691 452	837 900	6 719 201
8538102100	Parts of programmable logic controllers,>1000V;for semiconductor	1 408	29 665	120 386	1 316 741
8538102200	Oth part of programable logic controllerused in radio equipment,>	1 235	1 547	12 107	16 178
8538102900	Oth part of programable logic controllerused in other equipment,	30 796	286 257	496 979	3 240 143
8538901100	Part incl. printed circuit assmblies oftelp plug;connect&contact; <=	43 164	348 611	1 828 772	21 625 480
8538901200	Part of switch,socket&plug for coaxialcable,and oth apparatus, <=	135 445	1 079 858	3 482 093	25 826 730
8538901300	Part of distribution boards, <=1000V	13 371	29 479	162 883	306 101
8538901900	Oth part of electric switch,socket&plug,<= 1000V	195 350	1 824 628	5 450 383	34 256 124
8538902100	Part incl. printed circuit assmblies oftelp plug;connect&contact; >1	3 382	26 915	61 153	870 345
8538902900	Oth part incl. printed circuit assmbliesof telp plug;connect&contac	452 324	4 504 891	12 405 643	90 018 986
8539101000	Sealed beam lamp units formotor vehicles	115 142	671 733	1 184 716	6 670 636
8539109000	Sealed beam lamp units for others	30 963	197 201	642 442	2 048 118
8539212000	Tungsten halogen used in medicalequipment	5	2 340	1 489	20 160
8539213000	Tungsten halogen used for motorvehicles	71 427	818 717	989 853	10 778 222
8539214000	Other reflector lamp bulbs of tungstenhalogen	10 178	35 982	103 226	428 661
8539219000	Other tungsten halogen	26 299	215 124	1 195 307	9 552 066
8539222000	Oth filament lamp,not tungsten halogen,pwer<=200W & >100V,fo	0	11	0	1 755
8539223000	Oth reflector lamp bulbs,not tungstenhalogen, power <=200W & v	9 673	43 840	21 645	569 807
8539229000	Oth filament lamp,not tungsten halogen,power<=200W & voltage:	67 952	779 567	281 273	3 283 387
8539291000	Other filament lamps, excl UV/infraredlamps,for medical equipme	1 532	6 088	18 600	197 810
8539292000	Other filament lamps, excl UV/infraredlamps,for motor vehicles	104 537	1 052 748	2 290 266	20 264 368
8539293000	Other reflector lamp bulbs,excl UV/infrared lamps,for oth purpose	10 680	158 444	161 668	1 526 893
8539294100	Flashlight bulb;miniature indictor bulb, rated <=2,25V, for medical	10	301	1 982	28 638
8539294900	Flashlight bulb;miniature indictor bulb, rated <=2,25V, for other pt	3 301	32 690	126 237	727 838
8539295000	Oth filament lamp excl UV/Infrared lamp, capacity >200W & <=30C	5 479	27 571	22 224	119 950
8539296000	Oth filament lamp excl UV/Infrared lamp, capacity <=200W, voltaç	1 201	9 305	42 589	344 170
8539299000	Other filament lamps, excluding UV orinfra-red lamps	127 730	980 166	553 140	5 465 581
8539311000	Tubes for compact fluorescent lamps offluorecent, hot cathode, ni	170 900	832 382	574 241	4 121 906
8539319010	Tube lamps of fluorecent, hot cathode,not UV lamps	27 149	394 277	127 211	2 087 384
8539319020	Compact fluorescent lamps of fluorecent, hot cathode, not UV lar	1 259 415	10 329 216	11 690 407	98 012 957
8539319090	Oth discharge lamps excl UV lamps offluorecent, hot cathode	831	36 220	13 370	371 094
8539320000	Mercury/sodium vapour lamps;metal halidelamps excl UV lamps	17 544	265 835	277 627	4 753 856
8539391000	Tubes for compact fluorescent lamps,coldcathode types, not UV la	42 907	218 261	69 344	389 477
8539393000	Discharge lamps other fluorescent lamp,cold cathode types, not U	169	13 490	1 688	196 408
8539399000	Other discharge lamps, other than UVlamps, cold cathode types	96 699	592 874	659 702	5 643 309
8539410000	Arc lamps	152	2 013	16 864	221 785
8539490000	Ultra-violet/infra-red lamps	439 669	3 912 456	1 770 701	15 673 021
8539901000	Aluminium end cap for fluoresc lamp;alum screw caps for incande	69 199	778 487	284 747	2 961 595
8539902000	Parts of elect filament/discharge lampsof kind used for motor vehi	3 109	52 065	32 034	505 971
8539909000	Oth part of elect filament/dischargelamps; part of arc-lamps	1 019 551	5 833 437	2 578 993	35 085 043
8540110000	Color cathode-ray television picturetube incl video monitor cathoc	516 181	3 679 263	785 301	6 715 698
8540120000	Monochrome cathode-ray TV picture tube,incl video monitor cath	0	1	0	15
8540200000	TV camera tubes; image converters andintensifiers; other photo-c;	28	17 056	1 545	164 224
8540401000	Data/graphic display tubes,color, used for articles of heading 85.2!	2	748	1 476	24 660
8540409000	Data/graphic display tubes,monochrome,used for articles of headi	150	3 768	2 582	142 169
8540600000	Other cathode-ray tubes	0	250	0	30 054
8540710000	Magnetrons	45	3 882	8 091	130 076
8540790000	Microwawe tubes, not magnetrons, exclgrid-controlled tubes	73	1 001	41 620	171 196
8540810000	Receiver/amplifier valves and tubes	96	9 261	6 215	181 737
8540890000	Other valves and tubes	4 949	47 828	48 718	445 003
8540910000	Parts of cathode-ray tubes	69 840	440 564	753 378	5 142 368

I.3. IMPOR MENURUT KOMODITI / IMPORT BY HS COMMODITY
***** SEPTEMBER/SEPTEMBER 2014 *****

HS	Uraian Komoditi Commodity Description	Berat Bersih / Net Weight (Kg)		Nilai / Value C.I.F (US\$)	
		Bulan ini Current Month	Kumulatif Cum.Jan. to date	Bulan ini Current Month	Kumulatif Cum.Jan. to date
8540991000	Parts of microwave tubes	2 164	22 691	16 728	160 745
8540999000	Other parts of thermionic,cold cathode or photo cathode valves an	94	14 353	4 408	422 414
8541100000	Diodes, other than photosensitive/lightemitting diodes	107 130	1 151 924	9 380 743	92 333 420
8541210000	Transistor oth than photosensitivewith a dissipation rate of <1 W	18 024	356 164	1 735 035	18 226 945
8541290000	Transistor oth than photosensitivewith a dissipation rate of >=1 W	159 077	1 306 031	5 912 588	49 439 941
8541300000	Thyristors,diacs and triacs, other thanphotosesintive devices	4 053	217 099	1 650 737	17 111 377
8541401000	Light emitting diodes	113 285	817 218	8 083 865	88 140 220
8541402100	Photovoltaic cells, not assembled	13 140	152 168	131 754	2 105 120
8541402200	Photovoltaic cells, assembled in modules or made up into panels	35 010	511 656	374 566	3 816 882
8541402900	Oth photocells, including photodiodes & phototransistors	10 410	156 585	255 658	6 073 055
8541409000	Oth photosensitive semiconductor devices	66 402	524 432	1 718 266	16 950 450
8541500000	Other semiconductor devices	46 821	325 221	8 721 599	45 439 384
8541600000	Mounted piezo-electric crystals	23 237	245 880	1 416 432	13 360 579
8541900000	Parts of diodes,transistors & similar;photosensitives semiconduct	36 629	150 459	1 314 396	6 211 024
8542310000	Processor & controller of electronicsintegrated circuits	207 176	2 794 874	24 055 234	217 517 500
8542320000	Memories of electronic integratedcircuits	47 641	543 324	7 466 316	64 769 152
8542330000	Amplifiers of electronic integratedcircuits	22 027	238 620	953 673	11 598 568
8542390000	Other electronic integrated circuits	411 075	3 719 699	91 632 312	840 925 226
8542900000	Parts of electronic integrated circuits	176 634	982 413	4 673 200	43 933 533
8543100000	Particle accelerators	0	31 089	0	7 780 916
8543200000	Signal generators	1 078	15 119	423 732	1 126 238
8543302000	Wet processing equip. for the applic. by immersion of chemical/el	115	17 413	1 695	343 404
8543309000	Oth machine&apparatus for electroplating,electrolysis/electropho	82 254	1 607 023	1 650 461	14 064 242
8543701000	Electric fence energisers	13 137	141 819	20 087	429 058
8543702000	Remote control apparatus, other thanradio remote control appara	289 406	1 762 649	2 870 529	27 611 436
8543703000	Electrical machines with translation or dictionary functions	14	6 462	3 226	572 406
8543704000	Equip/machine for removal dust particle& curing material by UV li	706 950	737 545	2 320 833	3 689 165
8543705000	Integrated receiver/decoder (IRD) for direct broadcast multimedia	204 025	1 722 244	2 199 229	17 626 321
8543709000	Oth electrical machines & apparatus, having individual fuctions	371 232	2 850 952	5 958 520	64 006 198
8543901000	Parts of particle accelerators or signal generators	80	1 915	13 564	155 792
8543902000	Part of wet processing equip for applic.by immersion of chemical/i	205	1 788	12 752	37 630
8543903000	Parts of electrical machines with translation or dictionary functions	348	351	15 604	18 892
8543904000	Part of equip/machine for removal dustparticle & curing material l	10 511	12 381	33 522	56 752
8543905000	Part of Integrate receiver/decoder (IRD)for direct broadcast multir	5 111	74 564	50 630	410 425
8543909000	Parts of oth electrical machines and apparatus, having individual fu	310 575	1 431 492	5 588 425	20 063 082
8544111000	Winding wire of copper, w/ an outercoating of lacquer or enamel	301 009	2 513 603	2 889 588	23 909 013
8544112000	Winding wire of copper, w/ an outer coat/cover w/paper, textile m	57 670	524 260	965 448	7 673 664
8544119010	Winding wire of copper, laquer/enamelled & cover with paper, tex	25 787	367 244	463 934	4 776 946
8544119020	Winding wire of copper, rect cross-sect. and without connectors	298 949	1 085 049	2 629 512	9 675 694
8544119090	Other winding wire of copper	10 315	253 183	295 294	3 040 518
8544190010	Winding wire not of copper, laquered or enamelled	33 545	560 280	376 806	3 894 522
8544190020	Manganese resistance wire	64 844	327 344	303 568	1 725 493
8544190090	Winding wire not of copper, not lacquere/enamelled, not mangane	109 630	838 857	1 115 767	10 559 762
8544201100	Co-axial cable/elec;fitted w/ connector;<=66.000V;insulated w/ ru	158 147	1 102 959	875 176	4 732 559
8544201900	Co-axial cable/elec;fitted w/ connector;<=66.000V;insulate not w/	395 669	6 275 581	4 860 295	58 481 408
8544202100	Co-axial cable/elec;unfitted w/ conectr;<=66.000V;insulated w/ ru	189 086	1 617 675	635 759	6 351 853
8544202900	Co-axial cable/elec;unfitted w/ conectr;<=66.000V;insulate not w/	659 104	7 633 231	2 584 780	37 354 202
8544203100	Co-axial cable/elec;fitted w/ connector;>66.000V;insulated w/ rub	28 686	225 506	265 976	2 136 862
8544203900	Co-axial cable/elec;fitted w/ connector;>66.000V;insulate not w/ r	2 880 576	3 063 035	4 990 759	6 113 087
8544204100	Co-axial cable/elec;unfitted w/ conectr;>66.000V;insulated w/ rub	216	2 352	24 420	307 536
8544204900	Co-axial cable/elec;unfitted w/ conectr;>66.000V;insulate not w/ r	244 722	3 618 857	1 870 813	22 316 229
8544301200	Wiring harness for mtor vehicle;of head87.02,87.03,87.04/84.11;ji	225 820	2 080 761	4 439 362	38 529 057
8544301300	Wring harness for mtor vehicle;excl head87.02,87.03,87.04/84.11;	42 273	187 153	637 166	3 528 119
8544301400	Wiring harness for mtor vehicle;of head87.02,87.03,87.04/84.11;r	5 393	60 897	119 848	1 155 065
8544301900	Wring harness for mtor vehicle;excl head87.02,87.03,87.04/84.11;	21 917	155 686	456 485	4 074 858
8544309100	Ignition wiring sets,not wiring set,used in vehicle,aircraft/ship;insul	39 606	338 879	779 188	6 265 883
8544309900	Ignition wiring sets,not wiring set,used in vehicle,aircraft/ship;no ir	316 288	3 174 740	2 982 010	34 484 766
8544421100	Telephone, telegraph, radio relay cables submarine,fitted w/ conne	21 424	107 260	197 452	1 027 400
8544421200	Telephone, telegraph, radio relay cable not submarine,fitted w/ co	2 626	13 684	28 895	326 081
8544421900	Oth elect conductor,fitted w/ connector;used for communication,;	69 955	1 280 328	1 436 469	20 134 140
8544422100	Telephone, telegraph, radio relay cables submarine,fitted w/ cnecto	241	3 922	11 148	142 151
8544422200	Telephon,tlegraph,radio relay cable;not submarine,fitted w/ cnect	0	24 615	0	347 522
8544422900	Oth elect conductor,fitted w/ connector;used for communication,;	44 455	430 653	527 053	5 581 929
8544423200	Battery cable;<=1000V;insulate w/ rubber for vehicle head 87.02,8	0	68	0	1 281

I.3. IMPOR MENURUT KOMODITI / IMPORT BY HS COMMODITY
***** SEPTEMBER/SEPTEMBER 2014 *****

HS	Uraian Komoditi Commodity Description	Berat Bersih / Net Weight (Kg)		Nilai / Value C.I.F (US\$)	
		Bulan ini Current Month	Kumulatif Cum.Jan. to date	Bulan ini Current Month	Kumulatif Cum.Jan. to date
8544423300	Battery cable;<=1000V;insulate w/ rubberecl vehicle head 87.02,8	1 588	9 487	19 866	203 356
8544423400	Battery cable;<=1000V,insulate w/ rubberfor vehicle head 87.02,8	0	175	0	4 168
8544423900	Battery cab;<=1000V;no insulate w/rubberecl vehicle head 87.02,8	295	11 285	5 227	106 173
8544429100	Electrical cables insulated w/ plasticdiameter <=19,5 mm,use for tel	400 519	2 347 247	5 213 449	29 943 682
8544429200	Electrical cables insulated w/ plasticdiameter >19,5 mm,use for tel	184 824	795 761	934 182	6 588 120
8544429910	Car cigarettes lighters adapters	2 529	26 172	70 124	791 428
8544429990	Oth elect conductor,fitted w/ connector,used for telecommunicati	949 446	2 053 725	6 625 698	16 463 305
8544491100	Telephone, telegraph, radio relay cables submarine,not fitted w/ co	50	53 703	6 243	379 295
8544491200	Telephone, telegraph, radio relay cable not submarine,not fit w/ cr	3 505	12 396	39 506	124 402
8544491900	Oth elect conductor,not fit w/ cconnector;used for communication,v	334 261	2 492 154	2 298 805	19 104 322
8544492100	Shielded wire for mnfact.of auto-wiringharnesses, not for commu	723 876	6 078 957	7 631 376	59 852 209
8544492200	Electrical cables insulated w/ plasticdiamtr<=19,5 mm,not use for	203	212 126	3 191	372 693
8544492300	Electrical cables insulated w/ plasticdiamtr>19,5 mm,not use for te	3 112	799 800	18 073	2 486 424
8544492900	Oth electric conductors,not fitted w/connector,not for telecommu	130 853	2 137 740	865 368	12 548 771
8544493100	Telephone,tlegraph,radio relay cable submarine,for communic,80V	2	1 115	87	16 600
8544493200	Oth elect connector,fitted w/ connectorfor comm,insulate w/ plas	0	108 141	0	284 777
8544493900	Oth elect connector,fit w/ connector for comm,not insulate w/ pla	190 382	1 922 854	1 785 809	21 495 016
8544494100	Oth elect cconnector,fit w/ connector,>80V&<=1000V,not for com,ir	96 968	838 728	730 369	9 180 176
8544494900	Oth elect cconnector,fit w/ connector,>80V&<=1000V,no for com,in	291 640	4 088 936	1 779 008	25 805 047
8544601100	Oth electric conductors,>1 kV & <=36kV,insulate plastic w/ core di	46 329	680 394	445 124	2 928 401
8544601900	Oth electric conductors,>1 kV & <=36kV,insulate plastic w/ core di	31	17 356	6 100	196 736
8544602100	Oth electric conductors,>36 kV & <=66kV,insulate plastic w/ core c	11 759	19 133	13 913	44 200
8544602900	Oth electric conductors,>1 kV & <=36kV,insulate plastic w/ core di	314 555	6 179 779	2 512 250	32 116 808
8544603000	Other electric conductors, for a voltage > 66 kV	88 725	183 914	377 856	1 181 230
8544701000	Optical fibre cable of teleph,telegraph,radio relay cables,submarin	2 119 100	6 322 732	12 222 327	77 779 463
8544709000	Other optical fibre cables	400 514	5 134 172	3 013 553	31 603 418
8545110000	Electroda of graphite, used for furnaces	997 645	6 359 866	3 440 987	20 542 075
8545190000	Electroda of graphite, used not forfurnaces	48 553	223 382	308 382	2 417 973
8545200000	Carbon brushes of graphite/oth carbon,for electrical purposed	57 533	440 878	1 779 427	11 937 529
8545900000	Elect carbon,battery carbon & oth articleof graphite/oth carbon,w	74 663	1 034 262	286 644	5 794 668
8546100000	Electrical insulators of glass	5 249	877 111	15 156	1 899 720
8546201000	Transformer bushing & circuit breakerinsulator, of ceramic	23 618	478 445	771 471	4 609 624
8546209000	Electrical insulators of any materialother than glass & ceramics	536 452	4 435 740	910 636	8 289 896
8546900000	Oth elect insulators not of glass and of ceramics	121 420	1 289 513	1 255 510	12 004 264
8547100000	Insulating fitting for electrical mchineappl/equip; of ceramics	69 094	603 965	1 743 971	15 022 359
8547200000	Insulating fitting for electrical mchineappl/equip; of plastics	247 914	1 431 699	2 919 366	21 325 870
8547901000	Elect conduit tubingng & joint thereforof base metal line w/ insula	1 843	267 688	32 515	1 884 010
8547909000	Oth insulating fittings for elect mach,appliances/equipment, being	407 122	3 795 263	1 536 262	20 625 876
8548101900	Lead acid scrap storage batteries,drained/undrained,used for oth j	0	1 061	0	4 395
8548102300	Waste & scrap contain mainly iron ofelectric accumulators,used in	0	301	0	8 389
8548102900	Other waste and scrap containing mainlyiron	0	195	0	1 841
8548103300	Waste & scrap contain mainly copper ofelectric accumulators,usec	0	2	0	1 040
8548103900	Other waste and scrap containing mainlycopper	3	18	1 573	2 681
8548109900	Other waste & scrap containing othermaterials	586	6 163	5 144	126 690
8548901000	Image sensors contact type copmrising aphoto-conductive sensor	55 674	553 669	1 306 457	10 982 245
8548902000	Printed circuit assemblies incl suchassemblies for external connect	390	11 008	7 715	239 684
8548909000	Other waste & scrap of primary cells;primary batteries	84 595	470 321	1 060 395	12 021 515
8601100000	Rail locomotive powered from an externalsource of electricity	0	1 268	0	8 000
8601200000	Rail locomotives powered by electricaccumulators	14	43	771	1 754
8602100000	Diesel-electric locomotives	515 461	522 531	16 000 000	16 230 929
8602900000	Locomotive tenders	0	147	0	412
8603100000	Self-propelled railway/tramway coaches,van & truck power by ext	941 216	17 767 958	1 106 304	42 309 673
8603900000	Self-propelled railway/tramway coaches,van & truck power by int	0	205	0	4 361
8604000000	Railway/tramway maintenance/servicevehicles, whether/not self-	47 835	293 789	942 489	13 651 495
8606100000	Tank wagons and the like	0	67	0	266
8606300000	Self-discharging vans,wagons, oth thanthose of subheading 8606.1	0	16 421	0	27 757
8606910000	Oth railway/tramway goods vans & wagon,not self-propelled, cov	0	100	0	720
8606990000	Oth rail/tramway good van&wagon,not self propelled,open,nonre	46 950	251 285	102 030	1 284 519
8607120000	Other bogies and bissel-bogies	17	3 016	1 277	255 484
8607190000	Axles & wheels, and parts thereof	79 875	8 516 076	2 361 503	30 679 391
8607210000	Air brakes and parts thereof	25	37 207	1 274	898 879
8607290000	Brakes and parts thereof other than airbrakes	2 521	50 786	9 741	295 455
8607300000	Hooks & oth coupling devices, buffers,and parts thereof	756	491 909	3 480	2 500 184
8607910000	Other parts of locomotives	10 109	88 084	1 273 150	8 433 033

I.3. IMPOR MENURUT KOMODITI / IMPORT BY HS COMMODITY
***** SEPTEMBER/SEPTEMBER 2014 *****

HS	Uraian Komoditi Commodity Description	Berat Bersih / Net Weight (Kg)		Nilai / Value C.I.F (US\$)	
		Bulan ini Current Month	Kumulatif Cum.Jan. to date	Bulan ini Current Month	Kumulatif Cum.Jan. to date
8607990000	Other part of troling stock	1 311 270	3 860 077	1 257 684	6 011 964
8608002000	Electromechanic equip of railway/tramway track fixtures,fitting, m	6 924	124 141	317 151	3 840 403
8608009000	Non-electromech equip of railway/tramway track fixtures,fitting, n	2 278	110 164	33 569	3 549 161
8609000010	Containers of metal,design & equip forcarriage by one/more mode	692 346	3 236 583	3 266 080	15 738 838
8609000090	Container of oth material,design&equip for carriage by one/more	34 149	493 266	119 167	2 613 913
8701101100	Pedestrian controlled tractors,power <=22.5 kW, for agricultural u	0	92 813	0	305 897
8701101900	Pedestrian controlled tractors,power <=22.5 kw oth than for agricl	20 147	35 507	58 020	122 820
8701109100	Pedestrian controlled tractors, power >22.5 kw for agricultural use	24 720	41 181	182 000	296 088
8701109900	Pedestrian controlled tractors, power >22.5 kw oth than for agricu	0	40 867	0	374 342
8701201000	Road tractors for semi-trailers, ckd	5 803	29 503	29 381	81 881
8701209000	Road tractors for semi-trailers, not ckd	297 678	4 281 206	3 032 948	39 362 708
8701300000	Track-laying tractors	7 400	35 497	64 368	161 272
8701901000	Agriculture tractors	463 010	3 917 139	3 379 883	26 138 750
8701909000	Other tractors (other than tractors of heading 87.09)	69 817	1 048 263	473 756	6 703 886
8702104100	Motor coach,bus/minibus,for >=10 p,g.v.w.>= 6 t but <=18 t,ckd,di	0	6 585	0	54 500
8702104920	Motor coach,bus/minibus,for >=10 p,g.v.w. > 18 t but <=24 t,ckd,d	21 173	134 200	210 240	1 205 870
8702105000	Oth motor vehicles for the transport >=10 p,ckd,diesel or semi-die	18 400	25 334	93 828	146 010
8702108100	Oth motor coach,bus/minibus,for >=10 p,g.v.w >= 6 t but <=18 t,n	26 000	119 397	60 300	809 827
8702108910	Oth motor coach,bus/minibus,for >=10 p,g.v.w. < 6 t, not ckd, dies	511 952	1 983 478	5 983 501	22 727 564
8702108930	Oth motor coach,bus/minibus,for >=10 p,g.v.w. >= 24 t, not ckd, d	0	71 514	0	804 315
8702109000	Oth motor vehicles for the transport >=10 p;not ckd, diesel	0	207 412	0	2 430 520
8702909420	Motor vehicle,non diesel,transport>=30p,not ckd,g.v.w. >24 t,not	0	223 200	0	2 412 000
8702909520	Oth motor coach,bus/minibus,non diesel,transport >10 p, not ckd,	0	26 000	0	337 578
8703101000	Golf cars, including golf buggies	22 617	193 031	30 317	280 924
8703109000	Vehicle specially design for travel on snow oth than golf cars	0	4 979	0	27 748
8703211000	Go-karts,cylinder capacity <= 1000 cc,internal combust recipro pis	0	1 323	0	30 738
8703212200	Motor cars excl vans, <= 1,000 cc, ckd,4 WD,intrn combust recipro	0	143	0	136
8703212300	Motor car excl vans,<= 1,000 cc,ckd,not 4 WD,intrn combust recipr	0	6 766	0	32 004
8703212910	Sedan/station wagon,<=1,000 cc,not ckd,not 4WD,intern combust	1 740	28 702	54 592	356 720
8703212990	Oth motor car,<= 1,000 cc,not ckd,not 4 WD, intern combust recipr	10 680	871 324	139 857	8 516 197
8703213100	Other vehicles,<=1,000 cc, ckd, 4 WD,internal combust recipro pis	0	8 927	0	37 374
8703213900	Oth vehicles,<=1,000 cc, ckd, not 4 WD,drive,intern combust recip	0	8 496	0	36 154
8703219900	Oth vehicle,<=1,000 cc,not ckd,internal combust recipro piston eng	68 668	70 057	348 168	421 088
8703221190	Oth motor car,no sedan,1000-1500 cc,ckd,internal combust recipr	223 615	864 989	2 408 054	8 801 066
8703221910	Sedan/station wagon,1000-1500cc,not ckd internal combust recipr	307 933	2 969 948	2 531 561	24 418 314
8703221990	Oth motor car,no sedan,1000-1500 cc,notckd,intern combust recip	3 361 074	32 770 371	31 313 031	294 348 673
8703229900	Other vehicles, 1000-1500 cc, not ckd,internal combust recipro pis	473 580	4 168 900	4 313 091	36 962 478
8703231000	Ambulance,1500-3000cc,internal combust,reciprocating piston en	0	16 252	0	47 054
8703232900	Hearses,1500-3000 cc,not ckd, internal combust reciprocating pist	1 693	1 693	538 773	538 773
8703235110	Sedan/station wagons,1500-1800 cc,ckd,internal combust recipro	1 431	1 431	1 080 896	1 080 896
8703235190	Oth mtor car excl van,no sedan,ckd,1500-1800cc,intern combust r	0	2 000	0	35 393
8703235210	Sedan/station wagons, 1800-2000 cc, ckd,internal combust recipro	281 279	2 071 163	2 767 633	22 801 418
8703235290	Oth mtor car excl van,no sedan,ckd,1800-2000cc,intern combust r	853 099	7 535 532	8 950 962	75 352 711
8703235390	Oth mtor car excl van,no sedan,ckd,2000-2500cc,intern combust r	0	228 388	0	1 587 634
8703235410	Sedan/station wagons,2500-3000 cc,ckd,internal combust recipro	2 074	11 933	48 138	319 229
8703235490	Oth mtor car excl van,no sedan,ckd,2500-3000cc,intern combust r	0	122 209	0	1 788 341
8703236110	Sedan/station wagon,1500-1800cc,not ckd,internal combust recip	439 766	3 110 811	5 392 624	39 203 419
8703236191	Oth motor car excl van,1500-1800cc,notckd,2 WD,intern combust	147 348	1 262 281	2 170 477	16 136 254
8703236192	Oth motor car excl van,1500-1800cc,notckd,4 WD,intern combust	1 410	25 269	40 644	480 470
8703236210	Sedan/station wagon,1800-2000cc,not ckd, internal combust recip	170 279	890 646	2 488 064	12 763 309
8703236291	Oth motor car excl van,1800-2000cc,notckd,2 WD,intern combust	387 654	2 924 365	4 729 233	33 309 711
8703236292	Oth motor car excl van,1500-1800cc,notckd,4 WD,intern combust	43 941	916 652	591 071	7 359 361
8703236310	Sedan/station wagon,2000-2500cc,not ckd,internal combust recip	166 368	3 530 524	2 469 454	51 282 427
8703236391	Oth motor car excl van,2000-2500cc,notckd,2 WD,intern combust	1 439 520	14 960 132	14 989 910	170 574 205
8703236392	Oth motor car excl van,2000-2500cc,notckd,4 WD,intern combust	20 824	103 221	201 946	855 400
8703236410	Sedan/station wagon,2500-3000cc,not ckd,internal combust recip	100 575	783 994	2 323 113	16 424 400
8703236491	Oth motor car excl van,2500-3000cc,notckd,2 WD,intern combust	64 793	2 217 069	1 217 743	29 964 441
8703236492	Oth motor car excl van,2500-3000cc,notckd,4 WD,intern combust	149 634	1 040 430	3 279 805	20 063 297
8703237300	Other vehicle,2000-2500 cc,ckd,internal combust recipro piston en	0	11	0	461
8703239210	Oth vehicle,1800-2000cc,not ckd,2 WD,internal combust recipro p	0	103 470	0	1 391 340
8703239290	Oth vehicle,1800-2000cc,not ckd,4 WD,internal combust recipro p	0	4 700	0	51 450
8703239310	Oth vehicle,2000-2500cc,not ckd,2 WD,internal combust recipro p	0	1 590	0	113 172
8703239410	Oth vehicle,2500-3000cc,not ckd,2 WD,internal combust recipro p	0	2 994	0	160 380
8703239490	Oth vehicle,2500-3000cc,not ckd,4 WD,internal combust recipro p	62 035	211 274	1 484 687	4 562 164

I.3. IMPOR MENURUT KOMODITI / IMPORT BY HS COMMODITY
***** SEPTEMBER/SEPTEMBER 2014 *****

HS	Uraian Komoditi Commodity Description	Berat Bersih / Net Weight (Kg)		Nilai / Value C.I.F (US\$)	
		Bulan ini Current Month	Kumulatif Cum.Jan. to date	Bulan ini Current Month	Kumulatif Cum.Jan. to date
8703244110	Sedan/station wagon,>3000 cc,4 WD,ckd,internal combust recipro	0	970	0	13 600
8703245110	Sedan/station wagon,>3000 cc,4 WD,notckd,internal combust reci	9 211	152 182	565 785	6 744 297
8703245190	Oth motor car,no sedan,>3000cc,not ckd,4 WD,internal combust r	56 763	1 959 548	1 215 643	30 399 282
8703245910	Sedan/station wagon,>3000 cc,not 4 WD,not ckd,intern combust r	36 832	590 047	1 688 430	21 145 658
8703245990	Oth mtor car,no sedan,> 3000cc,not ckd,not 4 WD,intern combust	2 413	150 653	83 150	5 307 647
8703311990	Oth motor cars,no sedan,<= 1500 cc,ckd,not 4 WD, diesel	16 875	16 875	97 869	97 869
8703312000	Other motor cars excl van, <= 1500 cc,not ckd,diesel	0	212 132	0	1 744 361
8703319100	Other vehicles,<=1500 cc,not ckd,diesel,4 WD	0	1 294	0	11 194
8703324290	Oth motor car,no sedan,1500-2000cc,ckd,4 WD, diesel	0	52 279	0	651 244
8703324310	Sedan/station wagon, 1500-2000 cc, ckd,not 4 WD, diesel	0	145 608	0	1 636 879
8703324490	Oth motor car,no sedan,2000-2500cc,ckd,4 WD, diesel	424	424	2 147	2 147
8703324990	Oth motor cars,no sedan, 2000-2500 cc,not ckd,diesel	217 545	2 453 279	1 944 287	21 006 955
8703325200	Motor car excl van,1500-2000cc,not ckd,4 WD,diesel	0	77 129	0	707 294
8703325300	Motor car excl van,1500-2000cc,not ckd,not 4 WD,diesel	5 494	1 577 264	61 452	14 377 992
8703325400	Motor cars excl van, 1500-2500 cc,notckd,4 WD,diesel	246 425	2 518 375	2 276 276	23 925 765
8703325900	Motor car excl van,1500-2500cc,not ckd,not 4 WD,diesel	2 344 448	18 077 210	22 594 215	178 057 085
8703329200	Oth vehicle,1500-2000 cc,not ckd,diesel,4 WD	9 100	47 057	73 345	415 380
8703329300	Oth vehicle,1500-2000 cc,not ckd,diesel,oth than 4 WD	0	14 466	0	244 098
8703329400	Oth vehicle,1500-2500 cc,not ckd,diesel,4 WD	1 570	27 516	25 800	257 370
8703329900	Oth vehicle,1500-2500 cc,not ckd,diesel,oth than 4 WD	584 076	918 626	6 008 106	9 422 574
8703334390	Other motor cars excl van,2500-3000 cc,ckd, no sedan, 4 WD, dies	0	3 638	0	36 000
8703334990	Other motor cars excl van,> 3000cc,ckd,no sedan, oth than 4 WD,	131 130	131 130	2 880 000	2 880 000
8703335300	Other motor cars, 2500-3000 cc, not ckd,4WD, diesel	3 000	376 705	48 504	3 046 998
8703335400	Other motor cars, 2500-3000 cc, not ckd, oth than 4 WD,diesel	0	20 905	0	444 300
8703335500	Other motor cars, > 3000 cc, not ckd,4 WD, diesel	18 410	903 694	241 522	10 842 710
8703339900	Other vehicles, > 2500 cc, not ckd,oththan 4 WD, diesel	0	5 140	0	60 300
8703901300	Oth electrically-powered vehicles,fortransport of persons, CKD	0	2 756	0	24 150
8703901900	Oth electrically-powered vehicles,fortransport of persons, not CKC	0	1 168	0	10 231
8703907000	Motor cars excl vans, not elect-powered,for transport of persons,	1 100	1 449	107 192	110 092
8703909000	Oth vehicles not electrically-powered,for transport of persons, not	9 635	16 719	476 715	773 647
8704101300	Damper,designed for-off highway,CKD,g.v.w. <= 5 t	0	20 907	0	66 244
8704101400	Damper,designed for-off highway,CKD,g.v.w. < 5 t but >= 10 t	0	1 231	0	18 400
8704101500	Damper,designed for-off highway,CKD,g.v.w. < 10 t but >= 20 t	0	43 998	0	146 186
8704101700	Damper,designed for-off highway,CKD,g.v.w. < 24 t but >= 45 t	0	277 500	0	2 820 288
8704101800	Damper,designed for-off highway,CKD,g.v.w. > 45 t	0	1 561 070	0	19 778 242
8704102300	Damper,designed for-off highway,not CKD, g.v.w. <= 5 t	0	29 708	0	126 835
8704102400	Damper,designed for-off highway,not CKD, g.v.w. < 5 t but >= 10 t	0	10 880	0	276 044
8704102600	Damper,designed for-off highway,not CKD, g.v.w. < 20 t but >= 24	0	308 604	0	783 865
8704102700	Damper,designed for-off highway,not CKD, g.v.w. < 24 t but >= 45	48 770	578 629	212 548	5 421 750
8704102800	Damper,designed for-off highway,not CKD, g.v.w. > 45 t	1 373 905	14 304 143	15 323 400	179 320 820
8704211900	Oth motor vehicles,for transport goods, g.v.w. <= 5 t,ckd, diesel	11 520	13 634	35 232	43 207
8704212900	Oth motor vehicles,for transport goods,g.v.w. <= 5 t, not ckd, dies	2 455 503	26 011 675	18 880 716	197 697 704
8704221900	Oth motor vehicles,for transport goods,g.v.w. <5 t but >= 6 t, ckd,	0	1 327 851	0	34 492 500
8704222300	Tanker vehicles;bulk cement truck,g.v.w. 5-6 t, not ckd, diesel	0	15 097	0	20 811
8704222900	Oth motor vehicles,for transport goods,g.v.w. 5-6 t, not ckd, diesel	0	6 970	0	58 666
8704223900	Oth motor vehicles,for transport goods, g.v.w. 6-20 t,ckd, diesel	240 279	349 903	1 786 114	2 674 091
8704224300	Tanker vehicles;bulk cement truck,g.v.w. 6-20 t, not ckd, diesel	0	11 484	0	34 572
8704225100	Oth motor vehicles,for transport goods,g.v.w. 6-10 t, not ckd, dies	0	9 315	0	30 393
8704225900	Other vehicles for the transport ofgoods,10-20 t, not ckd, diesel	11 075	197 095	45 093	1 785 735
8704231900	Other lorries (trucks), 20-24 t,ckd, diesel	0	115 670	0	228 588
8704232900	Other lorries (trucks), 20-24 t,not ckd, diesel	0	11 730	0	52 433
8704235900	Other lorries (trucks), 25-45 t,ckd, diesel	143 850	506 783	1 186 051	4 658 749
8704236100	Refrigerated lorries (trucks), 25-45 t,not ckd, diesel	0	107 073	0	48 857
8704236300	Tanker vehicles; bulk-cement lorries,25-45 t, not ckd, diesel	0	36 791	0	431 054
8704236500	Hooklift lorries (trucks), 25-45 t,not ckd, diesel	29 322	29 322	23 608	23 608
8704236600	Dumpers, 24-45 t, not ckd,diesel	15 470	1 045 665	44 800	3 993 937
8704236900	Other lorries (trucks), 25-45 t,not ckd, diesel	1 657 624	12 011 976	9 364 528	79 163 508
8704238600	Dumpers, g.v.w.> 45 t, not ckd, diesel	16	80	1 334	7 470
8704238900	Other lorries (trucks), > 45 t, not ckd, diesel	0	1 545 511	0	15 524 997
8704312900	Other lorries (trucks), <= 5 t, not ckdinternal combustion piston er	243 134	4 333 342	1 528 962	26 619 082
8704328100	Refrigerated lorries (trucks), 24-45 t,not ckd,internal combust pist	0	9 836	0	9 300
8704328900	Other lorries (trucks), g,v,w, 24-45 t,not ckd,internal combust pist	0	10 000	0	4 000
8704329800	Dumpers, g,v,w, > 45 t, not ckd,internal combustion piston engine	0	62	0	1 089
8704909900	Motor vehicles for the transportof goods, >45 t, not ckd	0	7	0	276

I.3. IMPOR MENURUT KOMODITI / IMPORT BY HS COMMODITY
***** SEPTEMBER/SEPTEMBER 2014 *****

HS	Uraian Komoditi Commodity Description	Berat Bersih / Net Weight (Kg)		Nilai / Value C.I.F (US\$)	
		Bulan ini Current Month	Kumulatif Cum.Jan. to date	Bulan ini Current Month	Kumulatif Cum.Jan. to date
8705100000	Crane lorries	602 381	5 841 291	3 166 580	27 505 719
8705200000	Mobile drilling derricks	0	338 880	0	1 550 796
8705300000	Fire fighting vehicles	28 966	248 884	525 705	4 226 636
8705400000	Concrete-mixer lorries	113 690	2 727 889	266 674	8 207 789
8705905000	Street clean vhcl, cesspool emptiermobile clinic;spray lorries of all	12 327	112 664	203 443	2 306 776
8705909000	Other special purpose motor vehicles	482 505	3 395 946	3 418 464	25 232 318
8706001100	Chasis fitted with engines of agriculturtractors	0	3 500	0	13 725
8706001910	Chasis fitted with engines of pedestriancontrolled tractors, not agr	0	2 106	0	56 766
8706001930	Oth chasis fitted with engines for othertractors	105	105	503	503
8706002910	Chasis fitted with engines for vehicles< 10 person, for cars <=24 t	0	24 296	0	151 842
8706002920	Chasis fitted with engines for vehicles< 10 person, for cars > 24	47 676	47 676	508 782	508 782
8706003900	Oth chasis fitted with engines for vhclsof designed for transport of	0	418	0	22 604
8706004020	Chasis fitted with engines for vehiclestransport of goods, g,v,w > 2	0	120 734	0	1 818 496
8706005000	Chasis fitted with engines for specialpurposes motor vehicles	0	2 680	0	10 050
8707101000	Bodies for the vehicles transport ofpersons; go-karts;golf cars;golf	0	22	0	2 094
8707109000	Other bodies for the vehiclestransport of persons	161 563	573 707	817 722	5 038 801
8707901010	Bodies for road tractors semi-trailersor track-laying tractors	218	10 483	5 150	128 890
8707901020	Bodies for other tractor	253	3 703	2 767	46 076
8707902920	Bodies for vehicles transport;< 10 persons, for cars >24 t	2 500	2 500	16 461	16 461
8707903000	Bodies for special purpose motorvehicles	0	741	0	1 295
8707909010	Bodies for dumpers off highway use,not ckd, g,v,w > 45 t	0	135 636	0	199 199
8707909020	Other Bodies for the vehiclesof g.v.w .<= 24 t	21 999	88 986	64 767	739 933
8707909030	Other Bodies for the vehiclesof g.v.w .> 24 t	8 160	84 918	22 991	721 145
8708101000	Bumper and parts for tractors	733	21 735	17 286	227 625
8708109000	Bumper and parts for other tractors	297 400	2 498 763	2 918 404	26 924 649
8708210000	Safety seat belt for parts andaccessories	169 312	1 489 948	1 696 908	15 614 765
8708291100	Component of door trim assembly fortractors	2 367	12 649	27 681	165 409
8708291200	Component of door trimassembly fortransport of persons	294 382	2 295 063	3 283 609	27 991 574
8708291400	Component of door trim assembly fortransp>= 10 persons or tansj	53 721	539 837	148 278	2 143 535
8708291900	Component of door trim assembly forspecial purpose motor vehic	252 226	2 485 122	2 397 645	23 139 609
8708292000	Parts of safety seat belts	294 659	2 482 362	2 686 359	23 154 747
8708299200	Oth parts, access for vehicles oftractors	218	11 034	4 982	165 574
8708299300	Interior trim fitting; mudguards fortransport of persons	778 095	6 671 495	7 184 111	62 621 721
8708299400	Hood rods for vehiclestransport of persons	395	3 666	6 968	59 759
8708299500	Oth parts and accessoriesfor transport of person	1 514 653	8 597 666	13 169 209	78 320 702
8708299600	Interior trim fitting; mudguards fortransp>= 10 persons or tanspor	38 349	227 725	394 526	2 998 691
8708299700	Hood rods for transport>= 10 persons or transport of goods	0	389	0	4 330
8708299800	Oth parts, access for transport>= 10 persons or transport of goods	5 210	64 906	87 453	1 151 949
8708299900	Other parts and access, Of motorvehicles of heading 8701-8705	685 580	6 059 773	6 383 555	65 560 259
8708301000	Brakes,servo-brakes; parts thereof fortractors	51 244	278 261	636 643	4 047 606
8708302100	Brake drums, brake disc or brake pipes for transport of persons	172 930	681 450	1 422 957	7 316 282
8708302900	Oth brake drums, brake disc or brakepipes for transport of person:	819 647	6 000 345	10 972 789	77 526 525
8708303000	Brake drums, brake disc or brake pipesof >= 10 persons/ transport	107 082	527 763	819 011	6 243 784
8708309000	Oth brakes,servo-brakes; parts thereof for transport of persons	285 082	4 184 233	3 181 936	32 055 246
8708401100	Gear boxes, unassembled fortransport of persons	48 925	851 144	141 373	8 770 850
8708401300	Gear boxes, unassembled for special purpose vehicles or transport	354	70 506	11 051	651 770
8708401400	Gear boxes, unassembled for vehiclestractors	550	4 752	4 089	68 608
8708401900	Gear boxes, unassembled fortransport vehicles , >= 10 person	79 375	2 290 901	1 386 814	21 432 175
8708402500	Gear boxes, assembled fortractors	244	5 224	1 129	135 324
8708402600	Gear boxes, assembled fortransport of persons	1 354 134	10 189 022	27 274 280	208 264 260
8708402710	Gear boxes, assembled; dumpers not ckd>= 1.2 t for goods/specia	0	48 383	0	671 142
8708402790	Gear boxes, assembled; dumpers not ckd< 1.2 t for goods/special	17 289	209 574	460 391	5 572 981
8708402900	Gear boxes, assembled fortransport vehicles , >= 10 person	260 807	1 928 764	2 023 154	17 473 742
8708409100	Parts of gear boxes and parts thereoftractors	881	10 070	23 665	150 889
8708409200	Parts of gear boxes and parts thereoftransport of persons	690 845	5 470 496	10 524 086	81 028 328
8708409900	Oth parts of gear boxes for vehiclesof heang 8701-8705	159 957	1 605 330	5 214 001	48 993 732
8708501100	Drive-axles with differential, unassemblfor transport of persons	949 926	7 478 095	4 863 578	40 920 613
8708501300	Drive-axles with differential, unassemblfor for goods/special purp	19 918	594 231	91 748	2 433 160
8708501500	Drive-axles with differential, unassembltractors	7 645	73 777	93 374	838 593
8708501900	Drive-axles with differential, unassemblfor transport ,>=10 person	78 185	829 835	468 487	4 645 857
8708502500	Drive-axles with differential, assambledfor tractors	72 978	431 542	857 235	5 892 400
8708502600	Drive-axles with differential, assambledfor transport of persons	1 906 186	13 139 755	18 990 436	130 158 550
8708502710	Drive-axles for damper,not ckd dmtr >=120 mm for goods/special	603	17 857	5 616	171 324
8708502790	Drive-axles for damper,not ckd dmtr <120 mmfor goods/special pu	19 348	190 084	250 739	4 041 176

I.3. IMPOR MENURUT KOMODITI / IMPORT BY HS COMMODITY
***** SEPTEMBER/SEPTEMBER 2014 *****

HS	Uraian Komoditi Commodity Description	Berat Bersih / Net Weight (Kg)		Nilai / Value C.I.F (US\$)	
		Bulan ini Current Month	Kumulatif Cum.Jan. to date	Bulan ini Current Month	Kumulatif Cum.Jan. to date
8708502900	Drive-axes with differential, assambledfor transport of persons	420 128	3 085 996	1 397 730	14 106 164
8708509100	Parts crown wheels&pinion of drive axleswith diff. for tractors	10 156	89 289	14 335	486 619
8708509200	Oth parts crown wheels&pinion of driveaxl with diff for tractors	637	17 831	17 650	425 938
8708509300	Parts of drive-axes with differential,for transport of person	195 685	1 187 472	1 253 564	10 119 191
8708509900	Oth parts of drive-axes withdifferential, for vehicles 8701-8705	390 294	2 275 655	2 264 120	16 384 082
8708701500	Road wheels of hub-caps for tractors	168	23 767	2 214	143 623
8708701600	Road wheels of hub-caps for transportof person	32 191	231 833	324 737	2 070 245
8708701700	Road wheels of hub-caps for vehicles>= 10 persons or tansport of	4 818	99 709	5 689	89 909
8708701900	Road wheels of hub-caps forspecial purpose motor vehicles	35 324	506 645	186 919	1 867 185
8708702200	Road wheels of wheels fitted with tyresfor transport of person	3 444	38 158	61 871	662 224
8708702900	Road wheels of wheels fitted with tyresfor transp person;goods;sp	5	1 303	642	12 077
8708703100	Road wheels of wheels not fitted withtyres for tractors	0	1 034	0	2 107
8708703200	Road wheels of wheels not fitted withtyres for transport of person	407 329	2 331 235	1 642 050	10 677 166
8708703910	Road wheels of wheels not fitted withtyres of damper,not ckd dmi	0	25 793	0	92 144
8708703990	Road wheels of wheels not fitted withtyres of damper,not ckd dmi	822 924	10 925 752	340 803	5 258 631
8708709500	Other road wheel and parts for tractors	1 120	21 819	28 051	300 939
8708709600	Other road wheel and parts for vehicles>= 10 persons or tansport	174 165	644 649	166 271	1 239 673
8708709700	Other road wheel and parts for vehiclestransport of person	110 026	964 091	885 896	6 126 560
8708709900	Other road wheel and parts forspecial purpose motor vehicles	97 345	1 162 310	242 155	4 162 249
8708801500	Suspension systems for tractors	3 936	28 949	39 792	264 784
8708801600	Suspension systems forfor transport of person	298 716	1 466 625	2 451 772	13 070 834
8708801700	Suspension systems for damper off higwayuse or special purpose r	5 162	140 427	45 792	457 927
8708801900	Suspension systems for transport ,>=10 person	22 701	1 204 266	185 223	5 706 268
8708809100	Parts suspension systems fortractors	748	3 784	24 376	85 563
8708809200	Parts suspension systems fortransport of persons	425 354	2 577 867	3 656 840	23 693 141
8708809900	Parts suspension systems for transportof person or special purpos	191 241	1 829 233	1 919 043	16 532 146
8708911500	Radiators for tractors	9	15 512	528	227 910
8708911600	Radiators for transport of person	35 651	335 044	384 652	3 261 793
8708911700	Radiators for vehicles>= 10 persons or tansport of goods	6 938	158 874	120 095	2 107 404
8708911900	Radiators for special pupose vehicles	112 631	797 418	1 107 784	8 865 927
8708919100	Parts of radiators for tractors	2 668	26 800	41 261	375 423
8708919200	Parts of radiators for transportof person	36 963	329 028	543 500	4 561 236
8708919900	Parts of radiators for vehicles ofperson;goods;special purpose	128 385	1 242 687	2 236 374	18 692 113
8708921000	Silencers (mufflers),exhaust pipe;parts for vehicles tractors	715	5 112	8 281	176 436
8708922000	Silencers (mufflers),exhaust pipe;parts for transport of persons	173 228	1 542 478	2 137 113	17 258 951
8708924000	Silencers (mufflers),exhaust pipe;partsfor vhcls>= 10 persons/tans	35 310	226 956	368 546	2 472 100
8708929000	Silencers (mufflers),exhaust pipe;partsfor special purpose motor v	187 580	1 052 891	1 819 937	11 975 839
8708935000	Clutches and parts thereof for vehicletractors	3 709	30 267	29 235	371 945
8708936000	Clutches and parts thereof for vehicletransport of persons	371 707	4 144 501	4 455 573	46 658 025
8708937000	Clutches and parts thereof for vehicletransport of goods/special r	18 065	202 309	218 587	2 730 281
8708939000	Clutches and parts thereof for vehicles transport ,>=10 person	295 419	2 368 309	1 715 537	14 726 472
8708941000	Steering wheels with airbag assemblies	4 239	61 606	55 813	542 602
8708949400	Oth steering wheels with airbagassemblies for tractors	558	10 803	14 329	323 264
8708949500	Oth steering wheels with airbagassemblies for trasnport of person	1 983 166	13 750 214	18 796 984	138 025 577
8708949900	Oth steering wheels with airbag assembliof vhcls persons;goods;sp	624 501	4 927 615	5 551 645	46 409 668
8708951000	Safety airbags with inflater systemfor vehicles	215 204	1 673 540	2 705 831	22 035 687
8708959000	Parts safety airbags with inflaterssystem	138 871	870 100	3 635 353	22 092 285
8708991000	Other parts & acces. for other vehiclesof tractors	164 213	1 157 253	3 112 861	18 578 561
8708992100	Fuel tanks for vehicles transportpersons or goods	422 908	2 749 391	4 663 704	32 894 753
8708992300	Parts of fuel tanks for vehiclestransport of persons or goods	103 719	870 116	737 292	7 724 298
8708993000	Accelerator,brake or clutch padals forvehicles transport of persons;	52 481	541 975	744 497	7 271 825
8708994000	Battery carriers or trays & brackets forvehicles transport of person	1 080	49 162	19 473	868 244
8708995000	Radiator shrouds for vehicletransport of persons or goods	118	3 354	3 636	41 113
8708996100	Chasis frames for vehiclesfor transport ,>=10 person	11	54 409	491	587 414
8708996200	Chasis frames for vehicletransport of persons	1 011 908	7 128 023	4 910 724	48 482 124
8708996310	Chasis frames for vehicles <= 24 ttransport of goods	61 675	1 197 841	235 055	3 178 181
8708996320	Chasis frames for vehicles > 24 ttransport of goods	21	373	284	8 087
8708997000	Other chasis frames or parts	3 435 801	24 054 809	41 452 750	307 717 371
8708999000	Other parts,acces for other vehicles ofheading 8701- 8705	3 846 913	28 095 373	30 674 374	214 748 209
8709110000	Electrical vehicles, works trucks,self-propelled,not fiited with liftin	39 302	178 496	212 900	1 438 498
8709190000	Non electrical vehicles,works truckssself-propelled,not fiited with li	838 156	1 679 894	9 235 806	17 263 574
8709900000	Parts of work trucks,self-propelled,notfitted with lift/handl equip,	5 634	62 862	8 818	260 111
8710000000	Tanks, other armoured fighting vehicles,motorised, with weapons,	2 501 001	2 952 206	50 826 360	82 489 506
8711101200	Moped and motorised bicycles,reciprpoint combust piston engine <	13 945	61 817	40 626	189 445

I.3. IMPOR MENURUT KOMODITI / IMPORT BY HS COMMODITY
***** SEPTEMBER/SEPTEMBER 2014 *****

HS	Uraian Komoditi Commodity Description	Berat Bersih / Net Weight (Kg)		Nilai / Value C.I.F (US\$)	
		Bulan ini Current Month	Kumulatif Cum.Jan. to date	Bulan ini Current Month	Kumulatif Cum.Jan. to date
8711101300	Other motorcycle and scooters, recipoint combust piston engine	0	22 036	0	80 602
8711101900	Other motorcycles, reciprocating inter.combust. piston engine < 5	0	844	0	671
8711109200	Moped and motorised bicycles,recipro intcombust piston engine <	3 632	12 112	10 505	50 481
8711109300	Other motorcycle and scooters, reciproin combust piston engine <	0	13 908	0	28 608
8711109900	Other motorcycles, reciprocating inter.combust. piston engine < 5	0	2 995	0	191 092
8711201010	Motocross motorcycles, with recipoint combust pist engine, 50-2	98	161	510	1 010
8711201090	Motocross motorcycles, with recipro intcombust pist engine, 50-2	8 747	118 794	125 748	1 634 467
8711202000	Moped and motorised bicycles with recipint combust pist engine, !	17 421	122 940	88 846	1 390 701
8711203100	Motorcycles of cylinder capacity150-200 cc, ckd	7 666	564 113	19 194	725 173
8711203200	Motorcycles of cylinder capacity200-250 cc, ckd	0	13 724	0	218 895
8711203900	Motorcycles of cylinder capacity> 250 cc, ckd	0	9 041	0	110 867
8711204500	Motorcycles of cylinder capacity<= 200 cc, not ckd	28 980	460 415	97 409	1 163 839
8711204900	Motorcycles of cylinder capacity> 200 cc, not ckd	0	5 836	0	12 246
8711205100	Motorcycles (not side-cars)incl.Scootersof cylinder capacity 150-20	128 748	727 450	1 733 362	6 445 656
8711205200	Motorcycles (not side-cars)incl.Scootersof cylinder capacity 200-25	120 743	4 814 316	2 247 055	72 537 169
8711205900	Motorcycles (not side-cars)incl.Scootersof cylinder capacity > 250	57 377	1 554 054	871 941	22 596 079
8711209000	Other motorcycles (not side-cars)include Scooters	7 740	210 541	16 621	600 331
8711301010	Motocross motorcycles with recipro intcombustion piston engine	0	18 642	0	113 377
8711301090	Motocross motorcycles with recipro intcombust piston engine 250	1 035	27 933	14 725	234 729
8711309000	Oth motocross motorcycles with recipoint combustion piston eng	4 817	21 502	120 883	506 408
8711401090	Motocross motorcycles, with recipro intcombust pist engine, 500-	0	2 038	0	44 528
8711402000	Other motorcycles, with recipro intcombust piston engine, 500-80	0	629	0	22 299
8711409000	Other motorcycles, with recipro intcombust piston engine,500-800	22 414	146 042	557 707	3 533 092
8711502000	Other motorcycles, recipro int combustpiston engine, > 800 cc, ckd	0	148 138	0	3 895 395
8711509000	Other motorcycles, recipro int combustpiston engine, > 800 cc, no	14 875	85 885	410 940	2 602 213
8711905100	Electrical powered motorcycles, ckd	88 956	719 362	127 986	801 297
8711909100	Electrical powered motorcycles, not ckd	9 987	37 775	13 781	73 745
8711909900	Other electrical powered motorcycles not ckd	0	15 294	0	1 157 213
8712001000	Racing bicycles	296 271	1 834 445	259 226	1 476 916
8712002000	Bicycles designed to be riddenby children	2 231 236	14 370 051	1 706 508	10 508 041
8712003000	Other bicycles	2 222 836	12 407 378	1 448 132	9 951 752
8712009000	Other cycles	0	402 567	0	2 724 272
8713100000	Carriages for disabled persons,not mechanically propelled	47 135	389 952	131 302	1 130 179
8713900000	Carriages for disabled persons,mechanically propelled	88 240	974 912	310 297	2 795 378
8714101000	Saddles of motorcycles (incl. mopeds)	509	64 793	5 573	89 013
8714102000	Spokes/nipples of motorcycles(including mopeds)	8 427	449 813	11 284	656 180
8714109010	Frame and forks(incl. Telescopic fork,rear suspension and parts the	525 050	3 129 433	1 968 124	17 274 408
8714109020	Gearing,gearbox,clutch and othertransmission equip. and part the	297 032	3 038 204	1 913 203	21 895 818
8714109030	Wheel rims	2 604 784	16 153 560	12 960 271	84 058 190
8714109040	Brakes and parts thereof	233 843	1 764 622	627 584	5 232 377
8714109050	Silencers (mufflers) and parts thereoffor vehicles of heading 8711-	56 340	314 194	279 118	2 132 437
8714109090	Oth parts and accessories of vehiclesof heading 8711- 8713	8 833 284	60 211 435	21 899 075	171 932 292
8714201100	Castors of a dmm (incl. tyres) 75-100 mmthat the wheel width > 30	0	10	0	480
8714201900	Castors of a dmm(incl. tyres) > 250 mmthat the wheel width > 30 r	0	9 182	0	112 173
8714209000	Other parts of carriages fordisabled persons	1 022	64 780	3 325	157 259
8714911000	Frame and forks for bicycles designetto be ridden by children	469 873	4 069 183	465 530	3 943 902
8714919100	Parts for forks	26 652	199 085	22 436	146 444
8714919900	Other parts for forks	95 884	1 144 916	617 621	7 307 620
8714921000	Wheel rims and spokes for bicyclesdesignet to be ridden by childre	106 763	987 946	158 059	1 063 607
8714929000	Other wheel rims and spokes	175 879	1 447 784	246 149	2 270 869
8714931000	Hubs,(exlc coaster brake hub, hub brakefree/sprocket-wheel),bicy	89 083	512 476	85 574	617 979
8714939000	Oth hubs, (exlc coaster braking hub,hub brake, free/sprocket-whe	195 694	2 207 842	481 149	5 740 339
8714941000	Brakes,(incl coast brake hub,hub brake)for bicycles to be ridden by	32 465	660 945	81 225	1 354 324
8714949000	Oth brakes, (incl coaster braking hubs,hub brakes)	297 979	2 025 131	662 520	6 917 574
8714951000	Saddles for bicycles designetto be ridden by children	75 364	637 272	92 158	722 116
8714959000	Other saddles	206 126	1 439 912	207 210	1 838 060
8714961000	Pedals and crank-gear,& parts thrf forbicycles to be ridden by chilc	136 070	946 421	169 471	1 094 218
8714969000	Other pedals and crank-gear,and parts thereof	374 831	3 449 190	650 435	7 554 018
8714991100	Handle,bars,pillars or parts & access.of bicycle to be ridden by chil	1 115 848	3 994 982	1 667 138	4 217 302
8714991200	Chain wheels and cranks for bicyclesdesignet to be ridden by child	128 430	871 407	170 028	861 669
8714999100	Oth handle,bars,pillars or parts andaccessories	4 167 866	24 426 579	2 925 173	26 207 920
8714999200	Other chain wheels and cranks	342 400	2 654 658	858 847	8 644 880
8715000000	Baby carriages and parts thereof	503 320	2 548 770	1 169 927	7 136 426
8716200000	Self-loading/self-unloading trailers &semi-trailers for agricultural p	0	14 687	0	21 252

I.3. IMPOR MENURUT KOMODITI / IMPORT BY HS COMMODITY
***** SEPTEMBER/SEPTEMBER 2014 *****

HS	Uraian Komoditi Commodity Description	Berat Bersih / Net Weight (Kg)		Nilai / Value C.I.F (US\$)	
		Bulan ini Current Month	Kumulatif Cum.Jan. to date	Bulan ini Current Month	Kumulatif Cum.Jan. to date
8716310000	Tanker trailers,tanker semi-trailersfor the transport of goods	84 298	734 291	297 655	2 196 381
8716394000	Agricultural trailers and semi-trailers	0	1 000	0	2 085
8716399100	Oth agricul. trailers and semi-trailerscarrying capacity > 200 t	0	218 952	0	830 019
8716399900	Oth agricul. trailers and semi-trailerscarrying capacity < 200 t	151 345	664 478	122 518	715 590
8716400000	Other trailers and semi-trailers	85 486	735 710	369 007	5 009 905
8716801000	Cart,wagon,sack truck,hand trolleys &similar hand-propelled vhl t	62 314	537 354	133 588	2 080 917
8716802000	Wheelbarrows	321 692	2 189 850	220 041	1 014 624
8716809000	Oth vehicles not mechanically propelled	71 095	509 203	255 509	2 385 808
8716901300	Parts for trailer and semi-trailers forgoods of agricultural puposes	226 150	3 523 302	241 894	4 821 504
8716901900	Other parts for trailer andsemi-trailer	178 484	4 300 609	381 066	11 810 232
8716909200	Castors of a dmm(incl. tyres) 100-250mmthat the wheel width > 3	51 901	545 026	150 300	1 683 085
8716909300	Other parts for other vehicles	193 283	1 363 627	315 403	4 314 163
8716909400	Spokes and nipples	29	167	1 603	2 718
8716909500	Castors for goods of sbhd 8716.80.90 dmmincl tyres 100-250mm v	0	76 124	0	1 006 477
8716909600	Other castor	30 886	71 257	46 858	157 900
8716909900	Oth trailer and semi-trailers,oth vhlstnot mechanically propelled	440 213	5 074 799	1 389 697	13 893 143
8801000000	Balloon,dirigibles,glider, hang glidersand other non-powered aircr	0	82	0	250
8802110000	Helicopters of an unladenweight <= 2,000 kg	66	15 628	36 609	8 005 746
8802120000	Helicopters of an unladenweight > 2,000 kg	0	23 182	0	16 634 645
8802201000	Aeroplane of an unladenweight <= 2,000 kg	5 293	35 047	202 500	8 710 564
8802209000	Aeroplane of an unladenweight > 2,000 kg	0	13 911	0	29 603 352
8802301000	Aeroplane of an unladenweight >2,000 kg and <= 15,000 kg	19 315	51 836	69 759 296	84 490 891
8802401000	Aeroplanes of an unladenweight > 15,000 kg	0	121 947	0	28 900 902
8802409000	Other aircraft of an unladenweight > 15,000 kg	0	12 025	0	16 080 000
8803100000	Propellers, rotors, parts thereofheading 8801 or 8802	2 200	106 563	86 977	908 922
8803200000	Under-carriages, parts thereofheading 8801 or 8802	1 575	12 738	46 431	1 705 314
8803300000	Other parts of aeroplanes/helicoptersheading 8801 or 8802	22 050	488 953	13 687 863	219 089 146
8803901000	Parts of telecommunication satellites	2	7	3 139	3 715
8803909000	Other parts of goods of ballon,dirigibles and other aircraft	47 414	156 927	11 914 869	41 436 563
8804001000	Parachutes (incl dirigitble parachutes,paragliders)&rotochutes,part	0	251	0	48 208
8804009000	Oth parachutes (incl dirigitble parachut,paragliders)&rotochutes,pa	144	3 310	9 554	2 114 991
8805100000	Aircraft launching gear, part thereof,deck arrestor/similar gear,par	0	63 446	0	5 561 063
8805210000	Air combat simulators and parts thereof	1 781	1 781	3 962 237	3 962 237
8805291000	Ground flying trainers	2 115	36 090	642 009	8 141 227
8805299000	Parts of ground flying trainers	1 588	64 756	22 480	4 831 586
8901101000	Cruise ships,excursion boats,ferry-boatsall kinds of gross tonnage .	9 000	9 496	54 886	74 855
8901102000	Cruise ships,excursion boats,ferry-boatsof gross tonnage>26 but<=	48 000	48 000	19 800	19 800
8901106000	Cruise ships,excursion boats,ferry-boats of gross tonnage>500 but	0	1 504 000	0	4 509 425
8901205000	Tankers of gross tonnage <= 5000 ton	5 413 000	25 151 000	8 397 184	30 650 296
8901207000	Tankers of gross tonnage> 5000 ton but <= 50000 ton	12 354 000	63 560 000	9 000 000	100 807 172
8901208000	Tankers of gross tonnage > 50000 ton	0	61 111 000	0	50 998 588
8901901100	Other vessels,for transp. not motorisedof gross tonnage <= 26 ton	0	22	0	5 089
8901901400	Other vessels,for transp. not motorisedof gross tonnage > 500 ton	1 604 000	56 012 877	2 050 000	82 150 887
8901903100	Other vessels,for transp. motorisedof gross tonnage <= 26 ton	0	678 564	0	176 592
8901903200	Other vessels for transport, motorisedof gross tonnage > 26 but <=	744 000	5 235 920	6 880 596	19 889 303
8901903300	Other vessels,for transp. motorisedof gross tonnage > 500 but <=	503 000	4 765 000	12 000 000	30 476 234
8901903400	Other vessels,for transp. motorisedof gross tonnage >1000 but <=	2 974 000	58 225 134	1 130 640	121 047 417
8901903500	Other vessels,for transp. motorisedof gross tonnage >4000 but <=	0	8 739 000	0	8 293 651
8901903600	Other vessels,for transp. motorisedof gross tonnage >5000 but <=	20 434 000	50 071 000	13 500 000	105 891 025
8902002100	Fishing vessels of gross tonnage <= 26 ton	0	55 427	0	35 770
8902002200	Fishing vessels of gross tonnage > 26 but <= 40 ton	0	51 880	0	17 122
8902002300	Fishing vessels of gross tonnage > 40 but <= 250 ton	38 000	2 573 910	1 200 000	4 561 648
8902002400	Fishing vessels of gross tonnage > 250 but <= 1000 ton	435 000	6 670 457	1 011 531	5 406 057
8902009300	Other fishing vessels of gross tonnage > 40 but <= 250 ton	0	9 903 000	0	4 422 000
8903100000	Yachts&oth vessels for pleasure/sportsrowing boats&canoes, infla	8 555	40 586	363 869	475 725
8903910000	Sailboats, with/without auxilliary motor, not inflatable	0	23 161	0	112 572
8903920000	Motorboats, other than outboardmotor, not inflatable	392	65 185	948	1 323 061
8903990000	Other vessels for pleasure/sports;canoes, not inflatable	3 138	54 265	15 481	214 198
8904003100	Tugs and pusher craft, power <= 4000 hp of gross tonnage <= 26 t	170 000	2 363 830	1 450 000	32 834 291
8904003900	Tugs and pusher craft, power > 4000 hp of gross tonnage <= 26 t	85 000	2 462 854	1 600 000	38 084 071
8905100000	Dredgers	0	4 300 195	0	13 308 090
8905200000	Floating/submersible drilling/production platforms	0	14 599	0	227 249
8905901000	Floating docks	1	64 443	2 914	83 914
8905909000	Oth vessels w/navigability of which issubsidiary to their main funci	159 672	7 072 431	188 542	30 939 605

I.3. IMPOR MENURUT KOMODITI / IMPORT BY HS COMMODITY
***** SEPTEMBER/SEPTEMBER 2014 *****

HS	Uraian Komoditi Commodity Description	Berat Bersih / Net Weight (Kg)		Nilai / Value C.I.F (US\$)	
		Bulan ini Current Month	Kumulatif Cum.Jan. to date	Bulan ini Current Month	Kumulatif Cum.Jan. to date
8906100000	Warships	22 829	243 680	596 116	2 324 491
8906901000	Lifeboats oth than rowing boats,oth vessels of displacement <= 30	0	90 027	0	1 282 800
8906902000	Lifeboats oth than rowing boats,othvessels of displace.> 30 but<=	0	10 082	0	91 010
8906909000	Lifeboats oth than rowing boats,oth vessels of displacement > 300	3 740	350 047	27 983	4 887 289
8907100000	Floating structures, inflatable rafts	18 027	302 040	39 593	2 170 811
8907901000	Buoys	56 639	401 067	222 496	3 495 918
8907909000	Other floating structures	284 430	2 635 673	1 641 108	12 054 671
8908000000	Vessel and oth floating structuresfor breaking up	0	228 005	0	1 271 787
9001101000	Optical fibres ,optical fibre bundles&cables for telecom.&oth elect	22 403	213 343	1 789 762	19 390 001
9001109000	Optical fibres, optical fibre bundles&cables for other purpose	8 642	50 264	82 098	1 014 849
9001200000	Sheets and platesof polarising material	2	1 163	356	39 450
9001300000	Contact lenses	20 334	239 934	3 335 053	34 085 745
9001400000	Spectacle lenses of glass	3	1 241	446	11 676
9001500000	Spectacle lenses of other materials	20 183	195 219	709 586	4 691 518
9001901000	Lenses & optic elements for photograpor cinematographic camera	8 479	76 977	874 467	7 371 493
9001909000	Other elements of glass notoptically worked	47 233	825 282	771 760	11 191 344
9002111000	Objective lenses for cinematographicprojector	1 059	5 776	181 813	482 832
9002119000	Objective lenses for cameras andother projector	10 870	128 790	1 120 233	9 634 719
9002190000	Objective lenses for otherinstruments & apparatus	40 585	263 874	1 007 963	11 113 263
9002201000	Filters for cinematographic projectors	0	602	0	30 429
9002202000	Filters for cinematographic cameras,photographic cameras & oth	41	124	12 179	33 095
9002203000	Filters for telescopes/microscopes	0	300	0	39 832
9002209000	Filters for oth instruments&apparatus	4 916	31 602	60 380	334 285
9002902000	Lenses&prisms for cinematographicprojectors	0	2 001	0	68 287
9002903000	Lenses&prisms for cinematographic,photographic cameras & oth	185	6 617	55 671	1 127 600
9002909000	Other Lenses & prisms	1 973	18 874	571 889	4 438 610
9003110000	Frames & mountings for spectacles,goggles of plastics	14 962	109 498	353 934	1 602 818
9003190000	Frames & mountings for spectacles,goggles of other materials	8 626	51 286	150 203	1 616 660
9003900000	Parts for spectacles,goggles	9 979	89 147	224 020	2 174 742
9004100000	Sunglasses	162 576	1 350 130	1 497 959	9 727 343
9004901000	Corrective spectacles	15 221	129 900	142 605	1 037 582
9004905000	Protective goggles	16 693	144 878	104 821	615 823
9004909000	Other spectacles & goggles	34 167	705 947	1 219 319	8 971 626
9005100000	Binoculars	565	57 052	7 910	7 330 159
9005801000	Astronomical instrumens, excludinginstruments for radio-astronor	0	446	0	12 866
9005809000	Monoculars & oth optical telescopes	20 729	123 326	1 415 194	7 112 360
9005909000	Parts&accessories (include mountings)for oth optical telescopes	261	45 660	4 765	2 727 738
9006109000	Oth laser photoplotter,cameras of a kind used for preparing print	1 729	17 479	94 098	175 490
9006300000	Cameras specially design for under wateruse for aerial survey, me	2 357	5 218	677 138	2 026 576
9006400000	Instant print cameras	687	3 264	125 045	659 107
9006510000	Oth cameras w/ a through-the lens viewfinder(slr),for roll film of v	6 114	192 774	24 615	880 331
9006520000	Oth cameras for roll film of width<35 mm	0	23	0	683
9006530000	Oth cameras for roll film of width=35mm	0	3	0	1 721
9006599000	Lasers photo plotters/imagesetterswithout raster image processor	11 963	21 554	21 025	91 384
9006610000	Discharge lamp ("electronic") flashlightapparatus	12 892	25 433	30 872	73 721
9006690000	Photographic flashbulbs apparatus	3 082	27 408	7 992	87 270
9006911000	Parts & accessories for laser photoplotters of subheading 9006101	0	4	0	2 455
9006913000	Parts & accessories for instan printcamera,w/ slr,roll film a width<	3 484	13 923	12 282	76 346
9006919000	Other parts & accessories for cameras	79 479	259 939	160 019	774 101
9006991000	Parts & accessories for photographicflash-light apparatus	544	7 060	844	20 276
9006999000	Parts & accessories oth than forphotograp flash-light apparatus	20 676	66 674	27 418	1 023 699
9007100000	Cinematographic cameras	1 584	57 559	72 907	718 988
9007209000	Cinematographic projectors for film ofmore than 16 mm in width	22 171	194 459	327 892	5 377 136
9007910000	Parts and accessories forcinematographic cameras	18 487	72 329	164 037	1 008 999
9007920000	Parts and accessories forcinematographic projectors	17 009	55 112	1 428 743	7 840 718
9008501000	Projector,enlarge/reducer,microfilm/fiche/form whether/not cap	0	2 168	0	49 953
9008509000	Projector,enlarge/reducer,oth microfilm/fiche/form whether/not	38 659	224 557	78 197	546 233
9008902000	Part&accessories for image projectorof fotographic, enlarge & red	1	1 961	147	20 239
9008909000	Part&accessories for image projectoroth of fotographic, enlarge &	2 891	8 381	5 027	185 937
9010100000	App & equipment for automaticallydevelope/expose photographic	27 760	151 249	44 159	438 278
9010501000	App for the projec/draw of circ patternon sensitized substrates,ma	19	12 984	1 011	116 361
9010509000	Oth app&equip for photograph laboratorie(inc cinematographic);	7	83	644	3 330
9010601000	Projection screens of 300 inches or more	78 908	416 695	390 817	2 133 864
9010609000	Projection screens of 300 inches or less	6 792	165 526	49 291	652 171

I.3. IMPOR MENURUT KOMODITI / IMPORT BY HS COMMODITY
***** SEPTEMBER/SEPTEMBER 2014 *****

HS	Uraian Komoditi Commodity Description	Berat Bersih / Net Weight (Kg)		Nilai / Value C.I.F (US\$)	
		Bulan ini Current Month	Kumulatif Cum.Jan. to date	Bulan ini Current Month	Kumulatif Cum.Jan. to date
9010901000	Parts&accessores of apparatus&equipmentsfor automatically dev	244	1 062	9 012	28 168
9010903000	Parts&acc of app for the projection/drawing of circuit patterns of j	0	19	0	952
9010909000	Parts&accessoris of other apparatus&equipment for photographic	817	13 459	19 344	261 216
9011100000	Stereoscopic microscopes	914	25 624	11 297	557 461
9011200000	Oth microscopes for photomicrography, cinephotomicrography or	22 139	64 124	1 114 302	2 611 817
9011800000	Other optical microscopes	2 565	26 206	324 499	4 291 102
9011900000	Parts and accessories of compoundoptical microscopes	21	378	4 668	79 700
9012100000	Microscopes oth than optical microscope diffraction apparatus	1 959	29 130	431 605	2 906 805
9012900000	Parts and accessories for microscopeoth than optical microscope	113	3 023	38 156	313 825
9013100000	Telescopic sights for fitting to armsperiscopes,telescopes to part o	0	1 061	0	9 446
9013200000	Lasers, other than laser diodes	480	19 336	156 476	3 913 087
9013801000	Optical error verifications&repairapp for pcb/pwb&pca	413	20 224	38 794	935 753
9013802000	Liquid crystal devices	17 184	95 895	1 797 347	13 018 077
9013809000	Other devices, appliances&instrumentsof other optical appliances	57 942	598 111	704 903	8 330 029
9013901000	Parts & accessories of lasers oth thanlaser diodes (sub head 90132	49	1 437	795	108 179
9013905000	Parts&accessories of liquid crystaldevices (sub head 90138020)	0	711	0	22 495
9013906000	Parts & accessories of goods of opticalerror repair apparatus for p	0	14	0	5 814
9013909000	Parts & accessories of oth than goods oflasers,liquid crystal,oth de	333	88 010	35 983	4 225 054
9014100000	Direction finding compasses	9 810	52 068	41 530	1 100 209
9014200000	Instrum&appl for aeronautical/spacenavigation (other than compæ	603	45 875	56 224	1 146 836
9014801000	Oth navigation instrum&appl of used onship work with an automa	337	22 045	9 576	2 651 898
9014809000	Oth navigation instrum&appl of oth used on ships	2 608	48 306	134 265	2 422 294
9014901000	Parts&acc of navigation instrum&app ofon ships,with automatic d.	234	17 753	4 152	1 869 665
9014909000	Parts & accessories of other navigationinstruments & appliances	363	17 831	58 070	2 871 509
9015101000	Rangefinders of used in photography or cinematography	1	194	883	33 092
9015109000	Rangefinders other than of used inphotography or cinematograph	79 722	195 045	241 532	1 498 017
9015200000	Theodolites & tachymeters (tacheometers)	2 562	19 497	175 063	1 868 905
9015300000	Levels [measuring higher of ground]	24 709	88 615	45 550	615 389
9015400000	Photogrammetrical surveying instrumentsand appliances	1 253	24 915	11 724	588 282
9015801000	Radio sonde and radio wind apparatus	0	18 394	0	1 854 176
9015809000	Other instruments&appliances oth thanRadio sonde and radio win	20 161	241 622	1 980 160	22 415 063
9015900000	Parts & accessories of surveyinginstruments & appliances	21 273	259 826	1 716 329	27 458 466
9016000000	Balances of a sensitivity of 5 cg orbetter, w/without their weights	17 097	137 782	398 821	2 587 519
9017101000	Plotters,drafting tables and machines,whether not automatic	0	27 430	0	226 146
9017109000	Drafting tables and machines,whether not automatic other than p	894	34 339	100 281	951 926
9017201000	Rulers,drawing,marking out,ormathematical calculating instrumen	21 389	250 890	41 161	457 975
9017203000	App for the project/draw of circ patternon sens'zed subs's for mfc	519	1 139	107 655	185 186
9017204000	Photo plotters for the manufactureof pcb/pwb	51	63	12 607	32 009
9017205000	Oth Plotter, drawing,marking out,ormathematical calculating instr	0	9	0	80
9017209000	Other drawing,marking-out/mathematical calculating instruments	35 267	650 355	83 611	1 462 024
9017300000	Micrometers, callipers and gauges	57 031	378 343	1 200 912	10 689 055
9017800000	Oth instruments for measuring lengthfor use in hand, rods and tap	453 831	2 396 325	1 156 726	6 933 556
9017902000	Parts&acc of app for the project/draw ofcirc pattern, sens substrat	0	2 285	0	154 730
9017903000	Parts&acc of photoplotters for themanufac of pcb/pwb	0	584	0	29 388
9017904000	Parts&accessories,incl printed circuitsassemblies of other plotters	30	242	3 092	29 731
9017909000	Parts & accessories of oth instrumentsfor measuring length for use	1 155	69 854	37 216	685 289
9018110000	Electro-cardiographs,used in medical	5 248	30 878	380 658	2 318 143
9018120000	Ultrasonic scanning apparatus,used in medical	8 109	69 410	2 005 887	11 846 130
9018130000	Magnetic resonance imaging apparatusused in medical	39 241	143 903	1 352 779	8 253 733
9018140000	Scintigraphic apparatusused in medical	823	4 565	111 026	419 431
9018190000	Other electro-diagnostic apparatusused in medical	14 111	108 373	1 479 415	8 701 323
9018200000	Ultra-violet/infra-red ray apparatusused in medical	2 011	12 672	643 581	1 678 952
9018311000	Disposable syringes, with or withoutneedles	132 870	1 106 219	1 125 243	8 847 356
9018319000	Syringes, with/without needlesother than disposable syringes	43 836	197 180	1 000 598	3 793 209
9018320000	Tubular metal needles and needlesfor sutures	57 355	378 109	773 236	5 222 305
9018391000	Catheters	89 404	435 388	2 360 472	13 267 709
9018399000	Cannulae and the like	46 298	379 763	818 136	8 428 891
9018410000	Dental drill eng,whether/not combinedon a single base with oth d	37	724	6 463	139 638
9018490000	Oth instruments and appliances,used in dental sciences	825	79 044	63 300	759 502
9018500000	Oth ophthalmic instruments&appliances	2 849	33 836	1 354 344	9 123 631
9018902000	Intravenous administration set	165 461	986 318	2 187 245	14 412 143
9018903000	Electronic instruments and appliances,used in medical	927 217	6 792 340	4 939 457	35 133 376
9018909000	Other instruments and appliances,used in medical	229 566	2 122 057	6 770 491	52 536 818
9019101000	Electronic,mechano-therapy appliancesmassage,psycho aptitude-t	14 021	74 704	121 106	741 359

I.3. IMPOR MENURUT KOMODITI / IMPORT BY HS COMMODITY
***** SEPTEMBER/SEPTEMBER 2014 *****

HS	Uraian Komoditi Commodity Description	Berat Bersih / Net Weight (Kg)		Nilai / Value C.I.F (US\$)	
		Bulan ini Current Month	Kumulatif Cum.Jan. to date	Bulan ini Current Month	Kumulatif Cum.Jan. to date
9019109000	Mechano-therapy appliance massage,psycho aptitude-test appara	33 189	498 170	184 064	4 002 947
9019200000	Ozone therapy,oxygen therapy, aerosoltherapy, artificial respiratic	99 242	998 246	2 347 421	15 237 624
9020000000	Breath appl,gas masks,excl protec maskshave neither mech part,rc	11 363	234 606	367 361	3 539 085
9021100000	Orthopaedic or fracture appliances	23 750	141 640	294 129	1 819 877
9021210000	Artificial teeth,orthopaedic appliances	0	1 169	0	2 456 623
9021290000	Dental fittings,orthopaedic appliances	54	842	194 415	255 831
9021310000	Artificial joints,orthopaedic appliances	786	2 737	565 363	1 811 323
9021390000	Other artificial parts of the body	173	2 444	172 242	898 603
9021400000	Hearing aids, excluding partsand accessories	683	11 856	1 325 943	14 227 558
9021500000	Pacemakers for stimulating heartmuscles,excluding parts&accesso	0	2	0	7 609
9021900000	Oth appl.which are worn/carried/implanin the body,to compensat	10 339	135 736	10 587 486	77 819 664
9022120000	Computed tomography apparatus	12 981	154 466	880 562	8 446 050
9022130000	X-ray app for dental uses	272	3 913	21 372	236 143
9022140000	X-ray app for medical,surgical orveterinary uses	52 342	218 685	3 127 980	15 201 985
9022191000	X-ray app for the physical inspectionof solder joints on pcb/pwb as	56	51 817	11 922	1 611 997
9022199000	X-ray For radiografi or radiotherapy apparatus	4 448	38 357	806 168	2 130 810
9022210000	Alpha,beta/gamma radiations,for medicalsurgical,dental/veterinar	1	1	2 271	2 271
9022290000	Alpha,beta/gamma radiations,forradiography or radiotherapy app	23 046	59 768	2 267 642	6 580 937
9022300000	X-ray tubes	178	3 143	52 975	1 078 469
9022901000	Parts&acc of x-ray app for the physicalinspection of solder joints o	4 318	7 309	460 142	1 231 393
9022909000	Part&acc oth of x-ray app for the physinspection of solder joints	2 020	12 999	585 298	2 316 054
9023000000	Instruments app&model,for demonstrapurposes(in education/exh	28 595	502 183	1 199 744	10 335 394
9024101000	Machines&appliances for testing metals,electrically operated	54 420	227 707	316 558	5 061 027
9024102000	Machines&appliances for testing metals,not-electrically operated	202	4 057	28 922	303 855
9024801000	Oth mach& appliances for testing wood,textiles,paper,plastics,elec	25 566	267 289	783 489	9 753 360
9024802000	Oth mach& appliances for testing wood,textiles,paper,plastic,not €	455	7 737	77 312	723 156
9024901000	Parts&acc for elect operated mach&appfor test mechanical propel	5 798	32 027	442 812	2 269 816
9024902000	Parts&acc for non elect operated mach&app for test mechan prop	857	3 362	101 817	294 333
9025110000	Thermometers&pyrometers,liquid filled,for direct reading	10 530	88 217	40 713	565 580
9025191100	Thermometers&pyrometers,elect operated,temperature gauges fr	10 240	77 095	339 815	1 291 234
9025191900	Thermometers&pyrometers,elect operated,oth temperature gaug	27 321	184 118	615 028	6 629 040
9025192000	Thermometers&pyrometers notelectrically operated	1 177	16 203	92 568	530 454
9025802000	Oth instruments of oth than thermometers&pyrometers, electrica	5 759	762 020	387 372	6 143 974
9025803000	Oth instruments of oth than thermometers&pyrometers, not elect	36 991	119 637	67 102	850 529
9025901000	Parts&aces of hidrometer,termometer/similar instrument, electr	40 283	159 427	278 925	2 717 177
9025902000	Parts&aces of hidrometer,termometer/similar instrument, non el	4 631	59 523	137 262	1 535 008
9026101000	Level gauges for motor vehicleselectrically operated	21 084	121 890	322 038	2 791 860
9026102000	Level gauges for motor vehiclesnot electrically operated	14 712	207 809	297 676	4 399 003
9026103000	Oth measuring/check the flow/level of liquid, electrically operated	36 535	399 465	2 001 489	19 207 005
9026109000	Oth measuring/check the flow/level of liquid,not electrically opera	111 486	463 843	1 542 105	11 592 473
9026201000	Presure gauges for motor vehicles,electrically operated	45 610	389 887	1 230 747	9 686 158
9026202000	Presure gauges for motor vehicles, not electrically operated	9 432	70 466	440 310	2 200 157
9026203000	Other measuring/checking pressureinstruments, electrically opera	83 280	454 044	1 758 611	16 581 680
9026204000	Other measuring/checking pressureinstruments,not electrically op	57 509	362 946	681 825	8 287 288
9026801000	Oth instrumnts/app for measuring/checkthe flow/level/press,ele	38 277	596 979	2 400 431	17 759 888
9026802000	Oth instruments/app for measuring/check,flow/level/press,not elk	24 861	153 961	818 715	3 343 450
9026901000	Part&acc for electric operate instrument&app,measure/check the	34 447	277 793	2 279 009	17 568 544
9026902000	Part&acc for non electric operate instru&app,measure/check the f	10 528	1 360 346	537 986	15 576 455
9027101000	Gas/smoke analysis apparatus, electrically operated	5 034	34 110	269 988	2 624 062
9027102000	Gas/smoke analysis apparatus, not electrically operated	11 616	83 229	1 517 576	9 149 250
9027201000	Chromatographs&elektrophoresisinstruments, electrically operate	1 671	9 551	405 723	2 405 119
9027202000	Chromatographs&elektrophoresisinstruments,not electrically ope	434	481	68 256	87 290
9027301000	Spectro/spectrophotometers&spectrograph use optic radiat,elect	10 802	77 658	1 086 432	9 086 522
9027302000	Spectro/spectrophotometers&spectrograph use optic radiat,not e	2 247	18 380	435 086	4 722 048
9027501000	Oth instrum&app using optic radiations(uv, visible, ir),electrically c	7 318	62 768	2 067 615	10 868 166
9027502000	Oth instrum&app using optic radiations(uv, visible, ir),not electric	1 172	14 129	34 362	1 380 478
9027801000	Oth instruments&app,exposure meters	1 545	202 511	501 886	7 998 024
9027803000	Oth instruments&app oth thanexposure meters,electrically operat	5 346	55 313	859 611	10 853 024
9027804000	Oth instruments&app oth thanexposure meters,not electric opera	1 631	28 206	100 386	1 502 414
9027901000	Parts&acc incl pca of head 9027,oth thanfor gas/smoke analysis ap	1 224	8 002	155 893	1 264 701
9027909100	Microtomes, electrically operated	4 457	37 907	69 275	1 041 632
9027909900	Microtomes,not electrically operated	3 663	54 504	666 427	5 128 166
9028101000	Gas meters of a kind mounted ingas containers	35 558	171 937	596 244	3 554 519
9028109000	Other gas meters	558	65 916	15 140	1 491 658

I.3. IMPOR MENURUT KOMODITI / IMPORT BY HS COMMODITY
***** SEPTEMBER/SEPTEMBER 2014 *****

HS	Uraian Komoditi Commodity Description	Berat Bersih / Net Weight (Kg)		Nilai / Value C.I.F (US\$)	
		Bulan ini Current Month	Kumulatif Cum.Jan. to date	Bulan ini Current Month	Kumulatif Cum.Jan. to date
9028202000	Liquid meters, water meters	21 307	201 632	230 068	1 691 563
9028209000	Other liquid meters	1 379	11 857	48 733	333 381
9028301000	Electricity meters,kilowatt hour meters(kwh)	2 528	77 265	45 706	2 526 280
9028309000	Other Electricity meters	78 479	420 413	2 544 705	13 712 939
9028901000	Part&accessories,water meter housingsor bodies	36 459	864 920	292 519	6 051 688
9028909000	Part&accessories,oth water meter housings or bodies	63 212	975 151	817 802	15 473 458
9029102000	Taximeters	1	5 668	233	49 186
9029109000	Mileometers, pedometers and the like	5 177	588 941	402 552	5 594 054
9029201000	Speedometer for motor vehicles	86 022	541 169	1 767 291	10 258 177
9029202000	Tachometers for motor vehicles	27 356	303 072	696 815	7 259 423
9029209000	Oth speed indicators&tachometers; stroboscopes	89 364	980 686	3 065 821	27 975 963
9029901000	Parts&acc of revolution counter&the likeor of stroboscopes of sub	20 497	158 104	310 370	2 680 805
9029902000	Parts and accessories of othergoods of speed indicators & tachom	209 719	1 455 028	4 932 587	41 731 678
9030100000	Instruments & apparatus for measuring/ detecting ionising radiati	9 797	28 950	644 306	4 383 276
9030200000	Oscilloscope and oscillographs	786	46 639	66 771	1 111 724
9030310000	Multimeters without a recording device	20 159	121 006	238 350	3 013 328
9030320000	Multimeters with a recording device	5 191	61 141	57 144	867 456
9030331000	Instruments and apparatus for measuring/check voltage without a	10 636	66 452	417 830	4 245 454
9030332000	Impedance-measuring instruments&apparatus designed to provid	3 325	12 668	49 643	408 370
9030333000	Ammeters and voltmeters for motorvehicles without a record dev	5 678	88 544	11 097	273 572
9030339000	Oth instruments&apparatus for measuring/check voltage without	33 177	213 271	884 734	5 587 392
9030390000	Oth Instruments&apparatus for measuring/check voltage with a re	3 244	49 216	323 051	2 379 411
9030400000	Other instruments and apparatus,designed for telecommunication	3 922	46 753	203 258	3 368 224
9030821000	Wafer probers for measuring/checksemiconductor wafers	1 279	1 549	17 733	51 661
9030829000	Oth instrum&app for measuring/check semiconductor wafer/devic	562	17 270	9 503	2 717 404
9030841000	Instruments & app with a recording formeasure/check elect quant	1 848	40 786	158 742	2 071 832
9030849000	Oth instru&app with a record for measure,check electrical quantiti	3 334	62 059	509 041	1 763 924
9030891000	Instru&app,w/o recording device for goods other than subheading	15	7 958	11 807	199 591
9030899000	Oth instruments & apparatus,withoutrecording device	18 666	467 969	439 771	7 720 500
9030901000	Parts&accessories incl pca of goodsgoods of subhead 903040 & 90	9 152	42 123	1 583 759	3 909 249
9030903000	Parts&acc of optic instrum&appliance formeasuring/check pcb/pw	349	9 478	26 758	1 802 543
9030904000	Parts&acc of instrum&app for measure/check elect quantities on p	1 568	7 186	206 268	1 143 424
9030909000	Other parts&accessories ofgoods of head 9030	11 619	1 114 194	1 137 571	21 985 840
9031101000	Machines for balancing mechanical parts,electrically operated	54 854	494 345	907 696	9 345 086
9031102000	Machines for balancing mechanical parts,not electrically operated	2 232	22 018	26 042	847 875
9031201000	Test benches, electrically operated	47 559	188 186	2 258 340	7 073 860
9031202000	Test benches,not electrically operated	2 165	22 431	175 702	1 520 451
9031410000	Oth optic instrum&appl for inspect semiconduct wafer/device/phc	2	7 149	933	188 042
9031491000	Optic instrum&appl for measur surfaceparticulate contamination,s	7 290	11 087	258 932	1 079 492
9031492000	Optical error verification&repair appfor pca/pwb and pca	0	12	0	1 552
9031493000	Optical instrum&appl for measuring/checking pcb/pwb&pca	2 078	5 832	236 304	680 670
9031499000	Other optical instruments andappliances for other purposes	24 398	127 284	1 080 071	10 659 136
9031801000	Cable tester	8 011	37 492	555 928	3 239 048
9031809000	Oth instruments,appliances and machines,other cable tester	306 804	2 211 156	12 045 279	101 431 312
9031901100	Parts&acc incl pca of optical instrum&appl,inspect semicon wafer,	18 709	36 064	788 364	1 579 441
9031901200	Parts&acc of optic error verif&repairapparatus for pcb/pwb&pca	16	897	1 122	98 683
9031901300	Parts&acc of oth optic instruments&appl,measuring/chek pcb/pwl	5 076	38 459	169 438	1 656 638
9031901900	Oth parts&acc oth than inspect wafer/repair/measure pcb,pwb,pv	10 611	245 089	991 070	12 469 754
9031902000	Oth part&acc for measure/chek instrumentappliance&mach,not e	11 582	30 867	199 062	1 339 944
9032101000	Thermostats, electrically operated	105 929	1 052 224	1 615 952	18 392 951
9032102000	Thermostats, not electrically operated	5 184	83 072	116 706	1 141 577
9032201000	Manostats, electrically operated	1 741	22 899	105 776	734 804
9032202000	Manostats, not electrically operated	686	23 967	13 455	271 775
9032810000	Hydraulic or pneumatic	32 700	650 163	477 934	7 082 496
9032891000	Instru&app,automatic data process machfor controll,cargo handlir	108 242	1 013 725	2 265 217	23 522 133
9032892000	Automatic instrum&app for controllchem/elec-chem solutions in p	100	12 695	12 435	334 937
9032893100	Automatic regulating voltage units(stabilizers),electrically operate	139 270	908 341	358 624	2 155 670
9032893900	Instrum&apparatus oth than(stabilizers),electrically operated	70 956	702 634	2 336 175	25 953 326
9032899000	Oth automatic regulating/controllinstrum&app not electrically ope	531 787	2 518 408	16 102 263	106 372 932
9032901000	Parts&accessories of automatic dataprocess mach,cargo handl syt	43	2 385	11 455	203 040
9032902000	Part&acc automatic instr&app, controllchem/elec-chem solutions	12	780	2 269	21 514
9032903000	Part&acc automatic, regulating/controllinstruments&apparatus,el	57 210	149 308	641 932	2 659 461
9032909000	Part&acc automatic, regulating/controllinstruments&apparatus,nc	45 737	534 553	2 559 064	24 672 905
9033001000	Parts&acc for mach,appl,instrum ofchap 90 for electric operated e	28 019	282 353	966 116	8 503 464

I.3. IMPOR MENURUT KOMODITI / IMPORT BY HS COMMODITY
***** SEPTEMBER/SEPTEMBER 2014 *****

HS	Uraian Komoditi Commodity Description	Berat Bersih / Net Weight (Kg)		Nilai / Value C.I.F (US\$)	
		Bulan ini Current Month	Kumulatif Cum.Jan. to date	Bulan ini Current Month	Kumulatif Cum.Jan. to date
9033002000	Parts&acc for mach,appl,instrum ofchap 90 for not electric operat	16 405	257 819	377 999	6 037 465
9101110000	Wrist-watch of metal,w/not stopwatchw/ mech display only,elect	0	761	0	575 958
9101190000	Wrist-watch of metal,w/not stopwatchoth w/ mech display only,e	0	696	0	301 571
9101210000	Oth wrist-watch,whether/not stopwatchw/ automatic winding of i	0	27	0	36 576
9101290000	Oth wrist-watch,whether/not stopwatchoth than automatic windi	2 939	20 023	59 244	286 106
9101910000	Pocket-watch&oth watch inc stopwatch ofmetal or precious metal	0	861	0	1 361
9101990000	Pocket&oth watch inc stopwatch of metal/of w/ precious metal,n	423	10 838	3 160	457 059
9102110000	Wrist-watch,whether/not stopwatchw/ mech display only,elect of	30 667	161 617	3 352 184	11 901 121
9102120000	Wrist-watch,whether/not stopwatchw/ opto-elect display only,ele	351	2 531	79 089	385 345
9102190000	Wrist-watch,whether/not stopwatchoth than mech&opto,elect of	125 579	906 887	405 305	2 908 571
9102210000	Oth wrist-watch,whether/not stopwatchw/ automatic winding	350	6 808	94 500	1 163 523
9102290000	Oth wrist-watch,whether/not stopwatchoth than automatic windi	27 524	603 779	326 800	6 122 537
9102911000	Stop-watches, electrically operated	2 113	19 305	27 770	88 220
9102919000	Pocket-watch&oth watch, electricallyoperated	5 665	16 751	14 205	706 461
9102990000	Pocket-watch&oth watch inc stopwatchnot electrically operated	43 605	478 880	95 116	7 602 802
9103100000	Clocks with watch movements,excl clocks ofh9104 elect operated	121	765	203	908
9103900000	Clocks with watch movements,excl clocks ofh9104 not elect opera	7 920	62 146	16 721	254 196
9104001000	Instrument panel clocks & clocks ofa similar type, for vehicles	2 051	18 028	128 399	1 065 045
9104002000	Instrument panel clocks & clocks ofa similar type, for aircraft	0	2	0	1 884
9104003000	Instrument panel clocks & clocks ofa similar type, for vessels	0	875	0	2 059
9104009000	Instrument panel clocks & clocks ofa similar type, for spacecraft	0	428	0	13 280
9105110000	Alarm clocks, electrically operated	7 899	58 590	19 184	157 952
9105190000	Alarm clocks,not electrically operated	12 016	346 498	52 611	805 177
9105210000	Wall clocks, electrically operated	33 044	216 628	133 311	900 774
9105290000	Wall clocks, not electrically operated	10 912	190 547	39 406	634 197
9105911000	Marine chronometers,electrically operated	0	278	0	1 103
9105919000	Oth clocks, oth than Marine chronometerselectrically operated	2 335	21 519	7 771	54 533
9105991000	Marine chronometers,not electrically operated	300	300	477	477
9105999000	Oth clocks, oth than Marine chronometersnot electrically operate	10 846	113 295	23 682	631 741
9106100000	Time-registers,time-recorders	4 508	64 255	122 075	569 966
9106901000	Parking meters	1 574	22 732	42 442	128 549
9106909000	Oth time of day recording&measuring appoth than parking meter	9 359	118 521	148 903	1 393 171
9107000000	Time switches with clock/watchmovement/with synchronous mot	66 661	323 568	246 417	2 638 986
9108110000	Watch move comp&assem w/mechanical display only, electrically	9	68	416	3 929
9108120000	Watch move comp&assem w/opto elect display only, electrically c	5	17	247	6 533
9108190000	Watch move comp&assem oth thanmechanical,opto-elect, elect o	25	60	1 221	5 545
9108900000	Oth watch movements complete andassembled	3 002	7 491	5 270	12 302
9109100000	Clock movements,complete andassembled, electrically operated	11 300	52 424	36 835	259 183
9109900000	Clock movements,complete andassembled,not electrically operate	0	19 644	0	69 826
9110110000	Complete movements,unassem/partly assem(movement sets) of \	12 166	91 446	55 241	507 754
9110120000	Incomplete movements, assembled of watches	1 444	11 258	2 563	23 990
9110190000	Rough movements of watches	0	712	0	1 280
9110900000	Oth complete watch or clock movements	15 217	49 805	19 001	68 331
9111100000	Watch cases of precious metal/of metal clad with precious metal	8	8	4 282	4 282
9111200000	Watch cases of base metal, whether or not gold/silver-plated	46	159	1 749	3 152
9111800000	Other watch cases	442	6 640	3 416	15 449
9111900000	Parts of watch cases	25	215	172	3 053
9112200000	Clock cases and cases of a similartype for other goods of this chap	7 840	56 115	10 108	159 545
9112900000	Part of clock cases&cases of a similartype for other goods of this c	0	2 432	0	16 382
9113100000	Watch straps,bands&bracelets of preciousmetal/of metal clad w/	1 476	9 101	19 591	122 710
9113200000	Watch straps,bands&bracelets of basemetal,whether or not gold/:	15	579	764	31 163
9113900000	Oth watch straps,bands&braceletsand parts thereof	2 793	36 357	66 029	381 212
9114100000	Springs, including hair-springsof clock or watch parts	11	1 365	489	40 204
9114300000	Dials of clock or watch parts	529	5 641	2 574	16 126
9114400000	Plates and bridges of clock/watch parts	151	12 018	6 783	102 608
9114900000	Oth clock or watch part oth than spring,hair springs,dials,plate&br	4 561	85 119	8 133	176 546
9201100000	Upright pianos	4 914	126 382	38 340	282 416
9201200000	Grand pianos	907	26 847	7 081	321 613
9201900000	Oth pianos,incl automatic pianosharpnichord&oth keybrd string in:	50 029	220 288	59 570	299 840
9202100000	String musical instrument(violins,harps), played with a bow	1 063	24 687	21 063	390 657
9202900000	Oth string musical instruments(guitars)not played with a bow	16 920	187 350	272 757	2 329 943
9205100000	Brass-wind instruments	541	21 939	20 922	292 476
9205901000	Keyboard pipe organ,harmonium&similarkeyboard instruments w,	36 848	120 441	82 470	225 453
9205909000	Other wind musical instruments	106 618	743 117	252 221	1 577 480

I.3. IMPOR MENURUT KOMODITI / IMPORT BY HS COMMODITY
***** SEPTEMBER/SEPTEMBER 2014 *****

HS	Uraian Komoditi Commodity Description	Berat Bersih / Net Weight (Kg)		Nilai / Value C.I.F (US\$)	
		Bulan ini Current Month	Kumulatif Cum.Jan. to date	Bulan ini Current Month	Kumulatif Cum.Jan. to date
9206000000	Percussion musical instruments(exp, drm,xylophones,cymbals,cast	72 818	699 503	276 447	2 833 605
9207100000	Keyboard instruments,oth than accordions	28 581	248 453	382 287	2 233 856
9207900000	Oth musical instruments,the sound isproduced must be amplified,	21 726	194 875	305 127	1 061 539
9208100000	Musical boxes	4 120	59 558	36 127	451 952
9208901000	Decoy calls,whistles,call horns &othmouth blown sound signalling	6 116	20 974	11 926	147 902
9208909000	Fairground,mech street organ,sing bird,musical saw,oth musical in	916	18 779	11 951	68 455
9209300000	Musical instrument strings	24 879	179 345	476 145	2 872 843
9209911000	Part&accessories, strung backs,keyboards& metal frames for upric	215 251	1 738 895	369 979	3 334 988
9209919000	Other parts and accessories for pianos	574 645	5 508 830	5 266 642	45 767 084
9209920000	Parts & accessories for the musicalinstrument of string musical ins	77 032	774 999	1 642 953	11 515 725
9209940000	Parts&acc,the music instrument of soundof which is prod/must be	211 402	1 969 486	4 213 290	38 235 246
9209990000	Parts & accessories for oth musicalinstruments	70 709	524 857	3 020 026	19 149 190
9301100000	Artillery weapons(guns,howitzer&mortars)	25 297	208 527	17 749 375	94 284 971
9301200000	Rocket launchers;flame-throwers;grenadelaunchers;torpedo tubes&	0	499	0	50 030
9301900000	Oth military weapons,oth than revolvers,pistols & the arms of hea	1 527	542 115	1 102 699	206 490 216
9302000000	Revolvers and pistols, other than thoseof heading 9303/9304	655	6 136	605 855	4 566 187
9303900000	Oth firearm&similar device which operateby the firing of an explo:	0	264	0	50 559
9304001000	Air guns,operating at pressureof less than 7 kg	0	69	0	4 799
9304009000	Oth arms(spring,air/gas guns&pistols)excluding those of heading 9	271	2 123	17 240	177 837
9305100000	Parts and accessories of revolvers orpistols	25	73	3 755	32 515
9305200000	Parts and accessories of shotguns orrifles of heading 9303	0	1 199	0	56 276
9305911000	Parts&accessories of military weapons of heading 9301 of leather/	0	9	0	153
9305919000	Parts&acc of military weapons of head 9301,of oth than leath/tex	86	1 562	42 526	1 317 345
9305991900	Part&acc of goods of oth arm of head 93040090 of oth than leath	59	1 544	5 658	36 338
9305999900	Parts and accessories of revolver&pistolof heading 9302 of oth lea	16	4 039	1 734	445 945
9306210000	Cartridges	4 192	29 563	2 608 446	8 202 370
9306290000	Parts of cartridges, gun pellets	20 390	35 081	3 506 452	3 644 634
9306301900	Oth cartridges oth than 22 calibrecartridges of heading 9302	0	2 080	0	136 848
9306302000	Cartridges for riveting/similar tool/forcaptive-bolt humane killer&l	0	110	0	11 660
9306309900	Oth cartridges oth than 22 calibrecartridges of oth heading 9302	0	498	0	114 078
9306900000	Bombs,grenades,torpedoes,mines,missiles,similar munitions of wa	16 817	137 624	283 549	20 693 689
9401100000	Seats of a kind used for aircraft	1	36 963	1 465	1 903 897
9401201000	Seats of a kind used for motor vehiclesof heading 8702/8703/8704	33 148	176 786	460 225	3 142 495
9401209000	Seats of a kind used for motor vehiclesoth than of heading 8702/8	13 114	91 488	121 376	873 057
9401300000	Swivel seats with variable heightadjustment	294 780	3 639 046	1 011 295	11 345 794
9401400000	Seats oth than garden seats/ campingequipment,convertible intc	65 843	436 059	162 425	1 302 812
9401510010	Seat of rattan	442	1 903	1 218	7 079
9401510020	Seat of bamboo	343	354	810	907
9401590000	Seat of cane,osier or similar material	422	21 125	2 882	92 280
9401610000	Oth seats,with wooden frames,upholstered	401 715	3 701 110	1 569 344	13 793 006
9401690010	Oth seats,with wooden frames,combinedwith rattan	0	2 176	0	8 622
9401690090	Oth seats,with wooden frames,combinedwith other than rattan	32 729	405 715	149 142	1 753 315
9401710000	Other seats, with metal frames, upholste	567 996	5 452 211	1 352 687	15 975 989
9401790010	Other seats, with metal frames,combinedwith rattan	404	8 238	939	16 569
9401790090	Other seats, with metal frames,combinedwith other than rattan	620 070	4 582 009	1 256 651	9 967 609
9401800000	Oth seats(oth than those of head 9402)	299 038	2 619 549	814 461	8 912 048
9401901000	Parts of aircraft seats (head 94011000)	13 292	214 097	18 434	409 233
9401903100	headrest stiffeners for seats ofsubheading 94012010,	47 538	245 204	598 563	2 837 288
9401903900	Parts of other seats	945 175	7 315 653	6 938 553	57 533 291
9401904000	Parts of seats of subheading 94013000	82 476	585 485	209 174	2 355 726
9401909200	Parts of seats of plastics	428 746	2 314 216	430 803	2 210 088
9401909900	Parts of seats of other than plastics	764 676	5 414 196	2 260 311	17 703 028
9402101000	Medis furniture,dentists chair & partsthereof	38 773	243 417	261 316	2 868 937
9402103000	Medis furniture,barbers chairs&similarchairs thereof & thereof	19 599	160 535	62 967	443 606
9402109000	Other dentists,barbers or similar chairsof medis furniture	3 725	64 955	19 629	469 650
9402901000	Furniture designed for medical,surgical/veterinary purposes&part:	62 987	766 175	748 944	6 922 536
9402909000	Oth furniture designed for medical,surgical/veterinary purpose&p:	22 657	175 465	201 409	1 195 196
9403100000	Metal furniture of a kind used in office	866 935	5 969 146	1 643 103	11 621 310
9403201000	Oth metal furniture, fume cupboards	242 298	1 008 161	464 567	1 689 737
9403209000	Oth metal furniture, other thanfume cupboards	5 077 763	18 898 213	3 504 940	28 285 042
9403300000	Wooden furniture of a kindused in offices	572 808	4 037 607	946 180	6 810 732
9403400000	Wooden furniture of a kind usedin the kitchen	64 921	1 260 594	98 379	1 763 764
9403500000	Wooden furniture of a kind usedin the bedroom	942 276	8 642 459	1 425 569	13 311 130
9403601000	Oth wooden furniture,fume cupboard	24 947	65 207	72 343	142 927

I.3. IMPOR MENURUT KOMODITI / IMPORT BY HS COMMODITY
***** SEPTEMBER/SEPTEMBER 2014 *****

HS	Uraian Komoditi Commodity Description	Berat Bersih / Net Weight (Kg)		Nilai / Value C.I.F (US\$)	
		Bulan ini Current Month	Kumulatif Cum.Jan. to date	Bulan ini Current Month	Kumulatif Cum.Jan. to date
9403609000	Oth wooden furniture,oth thanfume cupboard	1 627 431	11 306 933	3 166 385	20 566 576
9403701000	Furniture of plastics for baby walker	0	86 567	0	209 260
9403702000	Furniture of plastics for fume cupboard	5 629	6 666	76 691	105 916
9403709000	Furniture of plastics oth than forbaby walker,fume cupboard	384 311	2 685 365	983 034	6 584 839
9403810010	Bedroom, dining room or living room setsof rattan	112	202	434	2 995
9403810020	Bedroom, dining room or living room setsof bamboo	0	19 112	0	54 416
9403810030	Furniture,of kind used in parksgardens/vestibules of rattan/bamboc	0	860	0	969
9403810090	Other furniture of bamboo or rattan	21	4 455	125	20 069
9403891000	Other furniture of other materials,fume cupboards	1 755	9 965	8 546	32 524
9403899010	Bedroom, dining room/livingroom sets of other materials	49 453	490 289	79 633	523 451
9403899020	Oth furniture of a kind used in parks,garden/ vestibules of oth mat	0	1 325	0	2 463
9403899090	Other furniture of cane, osier, bambooor similar materials	42 535	217 270	74 069	379 000
9403901000	Part of baby walkers of furnitureof platic (sub heading 94037010)	429	6 676	4 457	80 361
9403909000	Parts of other furniture	502 150	3 959 023	1 099 397	9 938 652
9404100000	Mattress supports	67 002	481 645	165 404	980 660
9404210000	Mattresses of cellular rubber orplastics, whether or not covered	12 961	243 203	24 518	951 090
9404291000	Mattress springs of other materials	83 201	579 757	397 866	2 534 961
9404292000	Mattress of hyperthermia orhyphothermia type of oth materials	8 375	8 939	18 180	19 341
9404299000	Mattress of other materials	152 095	1 800 886	300 760	3 204 944
9404300000	Sleeping bags	2 189	27 338	18 516	205 214
9404901000	Quilts,bedspreads & mattress protectors	18 822	199 239	58 077	449 414
9404909000	Other articles of bedding&similar furnishing	131 666	865 653	546 670	4 018 989
9405102000	Lamps for operating rooms	938	2 790	5 239	41 810
9405103000	Spotlight	135 444	529 732	300 130	1 799 870
9405104000	Fluorescent lamps and lighting fittings	172 929	1 426 829	1 129 980	9 910 394
9405109000	Oth chandeliers&oth elec ceiling/walllighting fitting	147 117	1 335 584	1 688 207	13 460 778
9405201000	Lamps for operating rooms	745	32 368	52 733	1 731 211
9405209000	lamps of electric table,desk, bedside/floor-standing lamps	182 418	1 460 285	710 684	5 571 899
9405300000	Lighting sets of a kind used forchristmas trees	46 597	141 016	259 555	390 583
9405402000	Searchlights	4 241	103 984	46 117	416 669
9405404000	Oth. electr lamps of spotlights	70 715	572 574	697 599	4 292 871
9405405000	Oth electr lamps,of a kind used forlighting public openspace/thorc	275 918	1 696 425	2 766 440	20 878 353
9405406000	Other exterior lighting	25 812	354 196	141 868	2 194 149
9405407000	Non-flashing aerodrome beacons;lamps forrailwayloc.aircraft,ship	19 757	96 802	134 538	717 649
9405408000	Pilot lamp with fitting for electro-thermic domestic applic of headi	1 205	22 294	40 197	186 290
9405409100	Fibre optic headband lamps of kinddesigned for medical use	15	679	2 290	17 908
9405409900	Other lighting fittings	241 575	1 642 929	1 607 036	11 268 633
9405501100	Non elect. Lamps of oil-burning, of brasfor religious rites	9 395	43 623	9 666	35 827
9405501900	Other non elect. Lamps of oil-burning	757	259 026	3 291	945 475
9405504000	Hurricane lamps	0	14 661	0	54 355
9405509010	Non elect lighting fittings of plastics,stone, ceramics, glass	0	8 393	0	55 021
9405509090	Other non elect lighting fittings	15 039	123 154	34 513	544 855
9405601000	Warning signs, street name signs, road &traffic signs	7 283	41 072	60 747	331 877
9405609000	Others illuminated signs	43 081	373 164	385 537	5 006 886
9405911000	Parts of glass for lamps for operatingroom	0	2	0	20
9405912000	Parts of glass for spotlights	121	1 142	1 484	27 593
9405914000	Parts of globes and chimneys	0	13 509	0	30 665
9405915000	Parts of glass for searchlights	0	512	0	16 331
9405919000	Other parts of glass	99 341	1 059 458	159 098	3 649 026
9405922000	Parts of plastics for spotlights	4 220	14 278	21 885	39 429
9405923000	Parts of plastics for searchlights	33	33	3 832	3 832
9405929000	Other parts of plastics	40 368	328 359	109 917	1 946 128
9405991000	Parts Lampshades of textile material	232	12 353	7 214	119 187
9405992000	Parts Lampshades of other material	29 292	168 881	131 816	925 667
9405993000	Parts of lamp of subheading 9405.50.11or 9405.50.19	178	15 471	35 233	1 682 687
9405994000	Parts for searchligts or spotlights	3 899	28 148	12 675	154 647
9405999000	Other parts	103 407	1 360 813	1 085 556	8 915 483
9406001100	Greenhouses fitted with mechanical/thermal equipment of plastic	0	5 070	0	9 851
9406001900	Greenhouses fitted with mechanical/thermal equipment oth plasti	17 333	446 379	46 100	1 446 648
9406009200	Other prefabricated buildings of wood	30 215	105 980	7 469	306 762
9406009400	Other prefabricated buildings of iron/steel	1 660 675	16 166 838	3 100 469	41 305 203
9406009500	Oth prefabricated buildings of plastics/of aluminium	3 889	527 485	9 068	2 129 322
9406009600	Oth prefabricated buildings of concrete/of artificial stone	0	72	0	176
9406009900	Oth prefabricated buildings oth of wood,iron, plastics, aluminium,	1 029 055	18 321 070	2 122 012	30 855 531

I.3. IMPOR MENURUT KOMODITI / IMPORT BY HS COMMODITY
***** SEPTEMBER/SEPTEMBER 2014 *****

HS	Uraian Komoditi Commodity Description	Berat Bersih / Net Weight (Kg)		Nilai / Value C.I.F (US\$)	
		Bulan ini Current Month	Kumulatif Cum.Jan. to date	Bulan ini Current Month	Kumulatif Cum.Jan. to date
9503001000	Tricycles, scooters, pedal cars and similar wheeled toys; dolls carriage	227	1 469 711	1 016	4 634 883
9503002100	Dolls, whether/not dressed	9 542	237 321	300 697	1 170 913
9503002200	Garments and garments accessories; footwear and headgear of dolls	2 732	17 942	53 519	550 240
9503002900	Other parts and accessories for dolls	28 192	102 112	530 174	2 255 631
9503003000	Electric trains toys, including tracks, signals and other accessories therefor	6 373	185 739	82 519	1 113 197
9503004010	Reduced size model aircraft assembly kits, working or not	1 844	30 813	35 875	432 383
9503004090	Other reduced size ("scale") models and similar recreational models	62 445	916 291	1 218 297	9 995 800
9503005000	Other construction sets & construction toys, of materials other than plastic	0	739	0	5 887
9503006000	Stuffed toys representing animals or non-human creatures	222	61 562	2 860	796 767
9503007000	Puzzles of all kinds	2 445	31 721	2 447	145 951
9503009100	Numerical/alphabetical/animal blocks or cut-out; word builders/m	335	196 652	2 855	876 135
9503009200	Skipping ropes	0	13 560	0	53 073
9503009300	Marbles	0	3 449 449	0	907 805
9503009900	Other toys or parts	130 406	4 854 376	3 168 061	26 669 581
9504202000	Tables for billiards of all kinds	8 590	54 286	18 110	54 876
9504203000	Billiard chalks	0	7 603	0	28 546
9504209000	Other articles & accessories for billiards of all kinds	3 371	220 466	16 318	247 963
9504301000	Pintables or slot machines, operated by coins and by other means of payment	6 588	21 387	13 086	90 605
9504302000	Parts of other games of wood, paper or plastics	0	15	0	479
9504309000	Other games, operated by coins and by other means of payment	121 085	845 196	866 125	6 381 822
9504400000	Playing cards	294 246	3 448 145	121 469	1 806 942
9504500000	Video games consoles and machines, other than those sub-heading 9504901000	18 357	215 849	54 300	2 493 425
9504901000	Bowling requisites of all kinds	26	25 772	260	17 820
9504902000	Darts and parts and accessories therefor	62 007	67 961	22 188	45 230
9504903100	Tables designed for use with casino game	0	3	0	204
9504903900	Other gambling equipment & paraphernalia equipment	117	8 878	491	6 704
9504909200	Tables designed for game of wood/plastic not gambling equipment	0	15 416	0	31 151
9504909300	Tables designed for games not of wood/plastics, not gambling equipment	5 289	29 456	17 825	111 304
9504909400	Other table designed for games of wood/plastics	13 258	44 446	14 745	47 222
9504909900	Other table designed for games not wood/plastics	22 250	177 524	48 140	487 518
9505100000	Articles for Christmas festivities	384 146	633 631	1 934 843	2 451 547
9505900000	Festive, carnival/other entertainment articles including conjuring tricks & novelty items	128 112	628 950	383 683	1 429 240
9506110000	Skis of snow-skis	0	2	0	83
9506190000	Other snow-ski equipment	2 479	46 943	26 103	233 638
9506210000	Sailboards	0	5 951	0	31 486
9506290000	Other water-skis, surf-boards, sailboards & other water-sport equipment	4 940	114 332	30 542	1 186 339
9506310000	Golf clubs, complete	2 607	46 248	122 531	3 015 473
9506320000	Balls for golf	1 357	45 556	17 139	745 627
9506390000	Other golf equipment	1 187	24 037	5 573	124 733
9506401000	Tables tennis	25 125	762 029	48 055	1 279 895
9506409000	Other articles & equipment for table-tennis	9 123	287 706	17 733	847 497
9506510000	Lawn-tennis rackets, whether/not strung	1 550	34 507	30 321	951 612
9506590000	Badminton or similar rackets, whether/not strung	62 078	583 295	135 835	1 779 721
9506610000	Lawn-tennis balls	4 632	92 707	4 516	277 927
9506620000	Inflatable balls	26 059	295 468	335 396	2 787 841
9506690000	Other balls	16 789	170 247	80 070	614 667
9506700000	Ice skates & roller skates, including skating boots with skates attached	14 512	237 220	17 745	695 216
9506910000	Articles and equipment for general physical exercise, gymnastics or athletics	805 790	6 428 593	2 167 446	20 480 113
9506990010	Bows and arrows for archery; crossbows	24	2 328	79	32 261
9506990020	Nets, cricket pads and shin guards	3 459	117 385	6 389	343 896
9506990030	Shuttlecocks	4 079	37 209	15 295	150 559
9506990090	Other articles and equipment for general physical exercise	26 554	691 495	139 554	3 529 640
9507100000	Fishing rods	94 724	650 548	414 916	3 707 272
9507200000	Fish-hooks, whether/not snelled	83 500	606 725	194 676	3 288 638
9507300000	Fishing reels	87 144	493 613	285 098	1 741 569
9507900000	Other fishing rods, hooks/reels, other heading 92.08/97.05	9 150	106 813	57 766	1 062 614
9508100000	Travelling circuses and travelling menageries	0	8 990	0	59 962
9508900000	Roundabouts, swings, shooting galleries & other fairground amusements	85 357	675 409	428 878	4 757 126
9601901010	Worked mother-of-pearl/tortoise-shell & articles of the foregoing	59	225	20 935	49 426
9601901090	Other worked mother-of-pearl/tortoise-shell & articles of the foregoing	400	400	15 556	15 556
9601909900	Other ornamental articles	14	113	243	4 438
9602001000	Gelatin capsules for pharmaceutical products	3 858	71 000	120 969	1 959 350
9602009000	Other worked vegetable/mineral carving material & articles of these materials	1 350	52 426	8 179	221 939
9603101000	Brushes consisting of twig/other vegetable materials bound together	24 709	190 333	21 618	397 027

I.3. IMPOR MENURUT KOMODITI / IMPORT BY HS COMMODITY
***** SEPTEMBER/SEPTEMBER 2014 *****

HS	Uraian Komoditi Commodity Description	Berat Bersih / Net Weight (Kg)		Nilai / Value C.I.F (US\$)	
		Bulan ini Current Month	Kumulatif Cum.Jan. to date	Bulan ini Current Month	Kumulatif Cum.Jan. to date
9603102000	Brooms consisting of twig/oth vegetablematerials bound together	1 098	61 182	459	46 854
9603210000	Tooth brushes, incl dental-plate brushes	203 407	1 458 231	1 732 939	12 087 140
9603290000	Shaving brushes, hair brush, nail brush, eyelash & oth brush for use c	22 306	301 938	218 671	1 680 554
9603300000	Artists' brushes, writing brush & similar brushes for the application c	22 705	441 542	229 730	2 351 737
9603400000	Paint, distemper, varnish/similar brushes oth than 9603.30; Paint p	419 639	2 948 186	590 792	4 066 750
9603500000	Oth brushes constituting part of machine, appliances or vehicles	39 068	357 411	261 588	2 722 275
9603901000	Prepared knots and tufts for broom or brush making	39 009	395 834	51 351	539 258
9603902000	Hand-operated mechanical floor sweepers, not motorised	14 036	247 235	42 734	880 832
9603904000	Other brushes	182 421	1 698 019	374 139	3 505 186
9603909000	Mops and feather dusters; squeegees (oth than roller squeegees)	959 191	6 254 512	2 140 366	13 662 136
9604001000	Hand sieves and hand riddles of metal	1 701	3 183	13 042	34 538
9604009000	Hand sieves and hand riddles of other material	769	18 439	4 767	76 424
9605000000	Travel sets for personal toilet, sewing or shoe or clothes cleaning	3 618	59 854	25 974	321 005
9606101000	Press-fasteners, snap-fasteners and press-studs and part therefor c	9 166	120 283	131 814	2 112 100
9606109000	Press-fasteners, snap-fasteners and press-studs and part therefor c	53 579	506 992	665 290	6 620 779
9606210000	Buttons of plastics, not covered with textile material	174 196	1 663 241	2 570 813	24 178 834
9606220000	Buttons of base metal, not covered with textile material	64 615	926 725	1 136 182	14 217 743
9606290000	Other buttons	81 879	874 306	1 028 220	10 507 210
9606301000	Button moulds & other parts of buttons; button blanks, of plastics	3 436	30 439	52 811	712 089
9606309000	Button moulds & other parts of buttons; button blanks, of other m	3 448	52 044	59 161	768 624
9607110000	Slide fasteners fitted with chain scoop of base metal	68 519	1 180 417	1 084 504	15 817 611
9607190000	Other slide fasteners	390 940	3 470 066	3 865 218	42 181 773
9607200000	Parts of slide fasteners	352 458	2 778 486	1 981 490	19 518 648
9608101000	Ball point pens of plastics	76 449	682 129	173 116	2 038 763
9608109000	Ball point pens of other material Oth. ball point pens of plastics	215 103	1 772 837	404 383	3 973 047
9608200000	Felt tipped & other porous-tipped pens and markers	77 179	698 973	245 262	1 869 454
9608301000	Indian ink drawing pens	2 750	14 890	3 604	21 697
9608309000	Oth fountain pens, stylograph pens and other pens	123 176	1 564 059	230 746	2 962 163
9608400000	Propelling or sliding pencils	17 124	209 765	29 303	686 999
9608500000	Sets of articles from two or more of the foregoing subheadings	10 406	133 547	19 756	219 786
9608601000	Refills for ball point pens, comprising the ball point & ink-reservoir c	1 680	44 359	36 340	195 852
9608609000	Refills for ball point pens, comprising the ball point & ink-reservoir c	43 226	154 714	326 657	1 451 967
9608919000	Pen nibs and nib points of oth material	22 065	194 048	268 308	2 143 276
9608991000	Duplicating stylos	7	5 348	39	14 433
9608999100	Parts of ball point pens of plastics	52 718	484 201	182 457	1 206 147
9608999900	Penholders, pencil-holders & similar holder; parts of ball point of oth	53 853	436 435	427 327	3 213 023
9609101000	Black pencils, with lead encased in a rigid sheath	109 026	995 789	184 195	2 141 344
9609109000	Crayons & oth pencils with lead encased in a rigid sheath	139 429	1 057 004	331 755	2 556 553
9609200000	Pencil leads, black or coloured	119 083	1 086 700	1 095 431	6 027 875
9609901000	Slate pencils for school slates	2	137 278	59	560 179
9609903000	Pencils & crayons other than those of subheading 9609.10	89 865	613 302	122 637	979 481
9609909100	Writing or drawing chalks	4 555	17 507	3 993	37 086
9609909900	Pastels, drawing charcoals, tailors' cha and other pencils	64 240	642 848	156 819	1 246 546
9610001000	School slates, with writing or drawing surfaces	1 069	17 754	5 127	47 710
9610009000	Boards and oth slates, with writing or drawing surfaces	8 580	205 695	24 210	582 158
9611000000	Date, seal/numbering stamps & the like, in the hand operatd; hand	6 553	132 446	116 643	847 814
9612101000	Ribbons of textile fabric	26 335	142 212	288 353	1 669 288
9612109000	Ribbons of other materials or similar ribbons	154 877	854 347	1 311 626	9 479 615
9612200000	Ink-pads	8 374	77 135	13 790	333 935
9613101000	Pocket lighters, gas fuelled, non-refillable of plastics	976 326	6 933 583	1 294 057	13 163 791
9613109000	Pocket lighters, gas fuelled, non-refillable of other materials	0	28 300	0	63 320
9613201000	Pocket lighters, gas fuelled, refillable of plastics	69 843	847 710	64 046	1 350 402
9613209000	Pocket lighters, gas fuelled, refillable of other materials	3 250	14 826	89 565	433 175
9613801000	Piezo-electric lighters for stoves and ranges	5 385	101 563	48 648	476 563
9613809000	Other lighters	5 671	39 183	144 911	929 202
9613901000	Refilled cartridge or oth receptacles part of mechncal lighter, cont li	1 334	5 451	6 453	98 308
9613909000	Other parts of lighters	251 941	1 431 959	1 495 964	10 945 878
9614009000	Smoking pipes and cigar or cigarette holder and parts thereof	2 343	8 975	18 645	84 325
9615112000	Combs, hair-slides and the like of hard rubbers	44 583	116 716	52 244	256 025
9615113000	Combs, hair-slides and the like of plastics	116 087	900 360	186 600	1 656 677
9615190000	Combs, hair-slides and the like other than hard rubbers or plastics	295 827	2 437 155	423 775	4 098 806
9615901100	Decorative hair pins of aluminium	423	3 464	3 504	29 490
9615901200	Decorative hair pins of iron or steel	2 462	14 431	5 231	89 869
9615901300	Decorative hair pins of plastics	1 078	8 075	2 009	16 939

I.3. IMPOR MENURUT KOMODITI / IMPORT BY HS COMMODITY
***** SEPTEMBER/SEPTEMBER 2014 *****

HS	Uraian Komoditi Commodity Description	Berat Bersih / Net Weight (Kg)		Nilai / Value C.I.F (US\$)	
		Bulan ini Current Month	Kumulatif Cum.Jan. to date	Bulan ini Current Month	Kumulatif Cum.Jan. to date
9615901900	Other decorative hair pins	4 874	41 663	6 053	87 256
9615902100	Parts of combs, hair pins and the like of aluminium	2 227	3 384	1 519	2 691
9615902200	Parts of combs, hair pins and the like of iron or steel	0	98	0	1 374
9615902300	Parts of combs, hair pins and the like of plastics	0	57	0	1 595
9615902900	Other parts of combs, hair pins, and the like	15 310	47 504	11 616	49 289
9615909100	Curling grips, hair-curlers and the like of aluminium	7	11 781	29	403 833
9615909200	Curling grips, hair-curlers and the like of iron or steel	72	18 973	2 303	91 588
9615909300	Curling grips, hair-curlers and the like of plastics	106	354	3 826	7 566
9615909900	Other curling grips, hair-curlers and the like	98 321	238 494	125 548	452 371
9616101000	Scent sprays and similar toilet sprays	215 884	1 349 310	1 570 587	10 602 130
9616102000	Mounts and heads of scent sprays and similar toilet sprays	103 861	976 581	509 783	5 302 285
9616200000	Powder-puffs & pads for the application of cosmetics or toilet prep	43 582	363 520	566 317	4 649 716
9617001000	Vacuum flasks and other vacuum vessels	196 173	1 429 444	629 005	3 632 893
9617002000	Parts of vacuum flasks or vacuum vessels	312	17 950	563	85 175
9618000000	Tailor' dummies, oth lay figure; automata & animated displ. shop w	41 826	199 736	173 426	1 563 469
9619001100	Disposable sanitary towel, tampon, napkin with an absorbent core of	8 151	311 280	20 797	886 936
9619001900	Oth disposable sanitary towel, tampons, napkins and napkin liners	3 323 202	25 105 634	13 609 527	97 050 113
9619009910	Oth sanitary towel, tampons, napkins, with an absorbent core of w	0	154	0	1 143
9619009990	Oth sanitary towel, tampons, napkins, with an absorbent core of w	1 200	15 099	6 526	41 212
9701100000	Paintings, drawings and pastels, executed entirely by hand	5 489	67 611	109 696	779 255
9701900000	Colleges & similar decorative plaques executed entirely by hand	27 438	69 850	28 893	427 320
9702000000	Original engravings, prints & lithographs	743	21 168	2 729	16 030
9703001000	Original sculptures & statuary of metals	1 566	36 095	28 748	196 477
9703002000	Original sculptures & statuary of stone	0	114 830	0	159 163
9703003000	Original sculptures & statuary of plastic	312	8 640	3 980	59 162
9703004000	Original sculptures & statuary of wood	0	35 698	0	49 159
9703005000	Original sculptures & statuary of clay	0	1 943	0	3 915
9703009000	Original sculptures & statuary of other	294	28 191	17 873	213 058
9704000000	Postage/revenue stamps, stamp postmark, first-day covers, stamp	1	17	12	1 528
9705000010	Collection and collectors pieces of zoological interest	0	67	0	1 722
9705000090	Collection and collectors pieces of other interest	0	4 801	0	16 315
9706000000	Antiques of an age exceeding one hundred years	0	6 111	0	75 318
9801101000	Sedan of head 8703 with cylinder cap <1500 cc, incompletely knoc	17	82	14 336	46 184
9801102000	Oth vhcl of head 8703 with (4x2) system incompletely knocked dov	416 057	5 806 339	9 386 875	80 123 238
9801201000	Vhcls of head 8704 with gross weight <= 5 ton, incompletely knocke	6 270	489 955	81 202	5 995 089
9801202000	Vhcls of head 8704 with 5 ton < gross weight <= 24 ton, incmpltly k	2 362 196	39 762 608	19 616 351	382 804 815
9801203000	Vhcls of head 8704 with gross weight > 24 ton, incmpltly knocked dc	2 633 205	26 766 168	25 946 256	253 977 971
9801302000	Vhcls of head 8702 with 5 tons < gross weight <= 24 ton, incmpltly k	262 215	5 527 594	1 769 501	46 669 786
9801303000	Vhcls of head 8702 with gross weight > 24 tons, incompletely knocl	3 280	3 280	31 578	31 578
9802100000	Rotary internal/spark-ignition combustcomprsn-ignition pist engin	20	171 936	1 049	4 701 955
9802200000	Gear boxes, of incomplete knocked down	4 335	344 620	95 991	6 546 590
9802300000	Drive-axles, of incomplete knocked down	28 590	375 457	343 739	4 611 912
9803000000	Blank for motor vehicles component, made from base metal	144 767	3 846 705	946 865	15 266 308
TOTAL IMPORT		13 158 825 424	108 061 197 692	15 546 096 309	134 374 708 139

I.4. IMPOR MENURUT NEGARA ASAL / IMPORT BY COUNTRY OF ORIGIN
***** SEPTEMBER/SEPTEMBER 2014 *****

Country Code	Negara Asal Country of origin	Berat bersih / Net weight (Kg)		Nilai / Value C.I.F (US \$)		
		Bulan ini Current month	Kumulatif Cum. Jan. to date	Bulan ini Current month	Kumulatif Cum. Jan. to date	
111	JP	Japan	367 744 909	3 416 558 520	1 484 052 973	13 044 021 433
112	HK	Hong Kong	45 193 851	320 900 105	158 514 479	1 362 108 133
113	KP	Korea, Democratic People'S Republic	142 113	1 045 677	144 704	1 314 599
114	KR	Korea, Republic Of	802 834 473	5 947 247 501	1 023 320 029	8 610 084 068
115	TW	Taiwan	169 479 107	1 276 036 426	346 169 151	2 822 987 591
116	CN	China	1 419 666 093	11 473 439 849	2 734 110 738	22 504 434 663
117	MN	Mongolia	75 000	62 140 533	30 000	19 195 470
118	MO	Macau	112 238	954 957	641 271	6 065 406
120	PG	Papua New Guinea	1 895 960	14 478 012	3 007 667	21 897 046
121	TH	Thailand	705 589 372	5 982 561 251	877 116 979	7 489 889 025
122	SG	Singapore	1 731 544 978	14 266 649 039	2 156 906 448	18 961 336 591
123	PH	Philippines	83 062 125	403 752 794	61 702 869	525 158 381
124	MY	Malaysia	956 812 873	7 127 958 320	1 037 792 780	8 046 592 241
125	MM	Myanmar (Form. Burma)	4 943 963	79 247 652	8 948 594	99 666 927
126	KH	Cambodia	4 473 204	6 248 073	2 628 981	15 666 020
127	BN	Brunei Darussalam	3 745 000	733 782 798	1 634 223	591 075 787
128	LA	Lao People'S Democratic Republic	876 167	8 807 892	5 159 452	50 335 891
129	NP	Nepal	23	2 627	150	22 227
130	BT	Bhutan	0	1	0	5
131	VN	Viet Nam	337 954 389	2 862 622 146	257 795 666	2 500 591 621
132	MV	Maldives	0	113	0	185
133	IN	India	192 083 424	3 730 826 426	288 818 940	3 151 694 964
134	PK	Pakistan	14 484 585	93 094 994	13 868 968	104 924 895
135	BD	Bangladesh	5 782 103	37 651 157	7 423 685	57 157 538
136	LK	Sri Lanka	5 071 346	36 945 845	4 514 166	36 936 764
137	AF	Afghanistan	1	72 113	2 339	143 991
138	ID	Indonesia	2 712 167	20 994 413	14 023 845	129 797 854
141	IQ	Iraq	0	135 049	0	334 775
142	IR	Iran (Islamic Republic Of)	5 689 874	40 179 786	3 681 218	26 547 313
143	SA	Saudi Arabia	801 656 892	5 482 407 760	706 646 614	4 958 983 597
144	IL	Israel	92 456	591 043	1 268 375	10 597 805
145	KW	Kuwait	131 698 034	1 219 905 209	107 275 947	1 134 326 674
146	JO	Jordan	140 093 861	681 600 449	28 316 302	121 888 871
148	LB	Lebanon	1 662 700	7 993 261	332 389	2 915 521
149	PN	Palestina	148	9 468	2 850	108 238
151	YE	Yemen	0	3 943 823	0	1 692 860
152	OM	Oman	15 769 283	329 146 592	14 926 770	145 722 399
153	SY	Syria Arab Republic	0	181 489	0	806 432
154	TR	Turkey	169 771 385	1 096 130 224	141 865 765	967 674 306
155	AE	United Arab Emirates	163 978 930	1 355 422 074	136 949 978	1 312 541 499
156	QA	Qatar	105 393 858	1 337 948 961	105 306 204	1 263 722 373
157	BH	Bahrain	7 373 444	113 766 696	6 066 810	116 920 266
158	CY	Cyprus	525 358	6 454 181	155 861	1 970 145
159	OD	Oth.West Asia	0	40 087	0	99 307
211	EG	Egypt	143 877 787	897 539 303	16 416 932	118 670 883
212	LY	Libyan Arab Jamahiriya	32	142	1 596	14 646
213	MA	Morocco	44 107 249	288 733 645	8 190 356	102 103 443
214	TN	Tunisia	1 025 202	11 728 603	1 001 203	18 229 507
215	DZ	Algeria	175 321	337 693 185	38 317	299 402 141
216	SD	Sudan	44 999	504 226	26 617	499 903
217	ER	Eritrea	0	787	0	15 677
218	LS	Lesotho	10 724	57 260	148 837	798 252
219	NA	Namibia	20 070	466 824	149 441	689 036
220	EH	Western Sahara	0	8	0	2 184
221	ET	Ethiopia	3 144 906	24 894 475	2 802 196	20 242 334
222	TZ	Tanzania, United Republic Of	595 500	6 423 259	1 133 987	14 507 852
223	MG	Madagascar	2 660 809	6 467 759	458 592	5 311 523
224	SO	Somalia	0	716	0	76 680
225	KE	Kenya	1 924 824	9 155 652	974 216	6 983 932
226	RE	Reunion	845	7 653 858	31 918	1 750 478
227	MZ	Mozambique	2 180 339	20 981 195	2 562 553	20 924 234
228	BW	Botswana	0	227	0	2 585
229	GQ	Equatorial Guinea	0	1	0	6

I.4. IMPOR MENURUT NEGARA ASAL / IMPORT BY COUNTRY OF ORIGIN
***** SEPTEMBER/SEPTEMBER 2014 *****

Country Code	Negara Asal Country of origin	Berat bersih / Net weight (Kg)		Nilai / Value C.I.F (US \$)	
		Bulan ini Current month	Kumulatif Cum. Jan. to date	Bulan ini Current month	Kumulatif Cum. Jan. to date
230	TG Togo	1 042 134	6 584 093	2 287 363	9 421 367
231	GH Ghana	75 458	8 845 661	171 801	26 810 160
232	LR Liberia	233	10 671	2 287	106 623
233	GN Guinea	0	285 175	0	683 766
234	AO Angola	1 436 951	256 275 039	2 493 308	208 806 693
235	CG Congo	33 204	660 557	72 691	625 764
236	CM Cameroon	5 564 466	14 957 552	12 347 691	29 739 884
237	NG Nigeria	129 073 891	2 942 991 560	107 169 476	2 505 103 263
238	SL Sierra Leone	133	3 969	10 528	295 893
239	GA Gabon	70 492	195 425	137 960	319 584
240	CI Cote D'Ivoire	14 052 824	54 021 778	39 629 746	142 127 414
241	SN Senegal	44 580	2 754 775	63 304	3 808 410
242	MR Mauritania	200 000	200 178	323 100	328 543
243	ML Mali	2 063 409	25 749 811	4 213 229	52 996 166
244	BJ Benin	4 749 061	12 147 696	9 080 037	24 254 616
245	BF Burkina Faso	3 849 394	28 506 712	7 196 099	56 282 405
246	GW Guinea Bissau	0	592	0	62 550
247	GM Gambia	1	550	62	14 317
248	VI U.S. Virgin Islands	7 571	7 588	54 323	55 576
249	SC Seychelles	110 824	496 564	557 801	1 492 989
251	UG Uganda	178 717	4 534 672	669 184	10 428 490
252	CF Central African Republic	603 591	6 592 340	1 216 643	13 630 594
253	NE Niger	0	77 631	0	166 473
254	TD Chad	700 779	3 076 122	1 453 083	6 156 623
255	DJ Djibouti	0	512 000	0	263 720
256	SH Saint Helena	0	1 348	0	20 151
257	ST Sao Tome And Principe	0	358	0	20 342
260	SZ Swaziland	22 064	87 603	121 308	2 061 778
261	ZA South Africa	56 421 686	536 006 347	52 753 492	367 378 540
262	ZW Zimbabwe	144 075	2 405 031	688 274	10 352 583
263	ZM Zambia	1 961 442	5 254 234	4 074 279	10 899 621
264	MW Malawi	322 115	1 287 409	777 315	5 023 087
265	KM Comoros	0	587	0	6 963
266	BI Burundi	0	20 624	0	45 392
267	MU Mauritius	125 890	1 250 999	278 163	3 332 012
268	RW Rwanda	0	197	0	1 346
269	ZR Zaire	48 640 718	48 640 718	38 560 069	38 560 069
298	VG Virgin Islands (British)	259 164	941 491	426 129	2 349 298
299	OF Other Africa	56	56	9 034	9 034
311	AU Australia	1 586 536 695	10 150 292 173	539 411 110	4 213 439 901
312	NZ New Zealand	57 488 742	477 464 252	70 247 593	665 340 749
318	FM Micronesia, Federated States Of	177	1 186	811	5 027
319	GU Guam	0	42	0	15 188
321	NR Nauru	0	12 620	0	66 353
322	NC New Caledonia	224 840	916 274	91 013	413 238
323	NU Niue	0	115	0	3 977
326	VU Vanuatu	0	237 979	0	124 834
329	ON Oth.Oceania	168	168	27 102	27 102
331	AS American Samoa	660 082	3 529 021	1 955 463	10 080 699
332	CK Cook Islands	1	43 713	3	292 245
333	FJ Fiji	444 248	3 423 865	228 647	2 171 689
334	KI Kiribati	0	761	0	3 462
335	MH Marshall Islands	0	1 137 086	0	2 961 122
336	WS Samoa	0	238 659	0	1 542 769
337	SB Solomon Islands	105 000	1 008 841	346 970	2 369 979
338	TO Tonga	98	447	600	2 401
339	TV Tuvalu	0	85	0	1 878
340	CX Christmas Islands	0	56 750 000	0	7 848 900
341	UM United States Minor Outlying Island	0	10	0	128
342	CC Cocos (Keeling) Islands	10	260	131	606
343	TK Tokelau	18 040	18 536	23 632	34 754
391	TL East Timor	274 299	611 406	58 066	184 421
411	US United States	403 539 493	5 096 113 025	618 836 688	6 243 630 160

I.4. IMPOR MENURUT NEGARA ASAL / IMPORT BY COUNTRY OF ORIGIN
***** SEPTEMBER/SEPTEMBER 2014 *****

Country Code	Negara Asal Country of origin	Berat bersih / Net weight (Kg)		Nilai / Value C.I.F (US \$)		
		Bulan ini Current month	Kumulatif Cum. Jan. to date	Bulan ini Current month	Kumulatif Cum. Jan. to date	
412	CA	Canada	364 621 176	2 905 598 183	190 396 050	1 413 998 354
421	MX	Mexico	8 634 999	83 516 025	17 287 111	149 526 399
422	GT	Guatemala	4 651	511 182	27 475	568 960
423	HN	Honduras	2 903	595 336	32 395	527 893
424	NI	Nicaragua	17	8 126	1 197	149 667
425	PA	Panama	127 856	32 379 769	883 504	32 929 600
426	CU	Cuba	21 599	58 091	337 453	1 502 420
427	CB	Curacao	0	99	0	945
428	SR	Suriname	0	28	0	788
431	CL	Chile	12 734 766	114 550 024	21 614 197	188 189 406
432	VE	Venezuela	2	3 161	128	120 499
433	AR	Argentina	351 209 429	1 949 732 634	154 923 544	1 071 381 695
434	BR	Brazil	509 787 853	3 255 574 854	302 034 099	1 847 856 625
435	CO	Colombia	168 081	1 815 928	334 533	5 093 752
436	BO	Bolivia	0	4 799	0	89 357
437	UY	Uruguay	13 779 942	59 382 489	7 166 061	34 119 719
438	PY	Paraguay	18 115 254	73 981 226	10 518 258	44 077 740
441	EC	Ecuador	1 401 795	8 900 211	5 217 341	29 547 544
442	PE	Peru	36 343 278	104 441 409	6 566 813	46 120 203
444	TT	Trinidad And Tobago	123 318	1 588 745	94 623	948 745
445	BS	Bahamas	0	1 025	0	9 385
446	JM	Jamaica	216 750	1 250 387	323 398	1 661 225
447	PR	Puerto Rico	13 326	80 399	1 999 423	11 141 836
448	BZ	Belize	38 759	343 348	216 572	2 571 053
449	DO	Dominican Republic	91 095	8 967 613	238 860	6 382 908
450	SV	El Salvador	894	76 402	32 357	187 429
451	CR	Costa Rica	543 958	1 226 168	589 944	2 787 037
452	HT	Haiti	120 460	247 167	48 184	102 767
453	BB	Barbados	9	97	756	10 396
454	AG	Antigua And Barbuda	0	37 787	0	289 331
455	AI	Anguilla	255 419	838 445	940 560	3 136 845
456	AW	Aruba	0	3	0	565
457	BM	Bermuda	7 485	45 927 305	204 864	38 009 173
458	CV	Cape Verde	0	177	0	2 694
459	KY	Cayman Islands	0	705	0	9 569
460	DM	Dominica	14	528 925	1 781	236 705
462	GF	French Guiana	0	4	0	236
463	PF	French Polynesia	267 090	1 459 601	46 741	253 683
464	GL	Greenland	0	99 018	0	350 092
465	GD	Grenada	0	1 325	0	373 023
467	AN	Netherlands Antilles	47 512	73 034	107 850	663 724
468	NF	Norfolk Islands	0	8 130	0	164 521
469	LC	Saint Lucia	0	66	0	4 675
511	GB	United Kingdom	28 618 443	309 310 277	70 040 015	696 044 070
512	NL	Netherlands	41 874 359	229 125 949	77 964 823	657 075 827
513	FR	France	26 741 659	255 740 348	120 447 757	1 063 720 502
514	DE	Germany, Fed. Rep. Of	80 566 106	609 916 763	390 796 631	3 114 899 828
515	AT	Austria	2 757 514	29 757 959	22 519 065	259 321 168
516	BE	Belgium	24 648 856	215 142 210	55 928 800	450 517 095
517	CH	Switzerland	1 822 239	22 588 814	48 677 264	448 163 212
518	LU	Luxembourg	345 337	1 630 807	839 611	4 705 901
519	GI	Gibraltar	0	1	0	86
520	MC	Monaco	447	12 293	4 671	516 271
521	DK	Denmark	3 395 918	25 976 194	16 179 996	126 817 026
522	NO	Norway	19 753 555	151 399 483	15 317 243	125 282 076
523	SE	Sweden	20 498 762	178 192 680	45 000 203	525 694 910
524	FI	Finland	7 999 325	45 272 654	68 924 974	438 549 934
525	IE	Ireland	3 124 826	20 423 196	7 172 121	74 429 571
526	IT	Italy	38 960 251	277 729 574	181 284 175	1 354 558 971
527	ES	Spain	9 858 826	74 208 233	52 129 494	405 204 523
528	PT	Portugal	415 466	18 261 929	3 192 390	43 921 759
529	IS	Iceland	46 430	444 455	220 595	1 198 745
530	MS	Montserrat	2 080	2 080	3 667	3 667

I.4. IMPOR MENURUT NEGARA ASAL / IMPORT BY COUNTRY OF ORIGIN
***** SEPTEMBER/SEPTEMBER 2014 *****

Country Code	Negara Asal Country of origin	Berat bersih / Net weight (Kg)		Nilai / Value C.I.F (US \$)		
		Bulan ini Current month	Kumulatif Cum. Jan. to date	Bulan ini Current month	Kumulatif Cum. Jan. to date	
531	GR	Greece	14 743 717	88 466 950	7 453 847	69 490 901
532	VA	Vatican City State (Holy See)	0	64 887	0	100 895
533	AD	Andorra	0	7 768 378	0	8 456 489
534	LI	Liechtenstein	750	13 469	37 120	460 621
540	CD	Democratic Republic Of The Congo	0	874 993	0	2 090 052
542	HU	Hungary	347 981	2 904 183	5 187 051	50 715 176
543	PL	Poland	2 626 149	40 783 125	10 719 107	104 647 475
544	RO	Romania	1 028 944	3 989 151	3 015 989	20 295 585
545	BG	Bulgaria	6 616 458	36 702 915	3 589 238	32 396 585
548	AL	Albania	246	378 002	13 239	726 086
549	AM	Armenia	386	16 787	13 244	239 968
550	AZ	Azerbaijan	132 368 414	2 275 906 512	101 624 342	1 909 339 323
551	BY	Belarus	52 006 368	497 283 900	15 219 970	145 474 648
552	KZ	Kazakhstan	1 049 164	8 055 601	2 693 588	18 983 759
553	KG	Kyrgyzstan	130	230 069	3 992	545 344
554	MD	Moldova, Republic Of	8 525 832	25 636 083	2 336 107	7 771 659
555	TJ	Tajikistan	0	155	0	6 024
556	TM	Turkmenistan	585	25 845	18 069	170 704
557	UA	Ukraine	62 306 637	507 641 709	21 786 692	242 970 915
558	UZ	Uzbekistan	0	895 309	0	4 746 430
559	LT	Lithuania	381 940	11 723 422	591 371	6 738 745
560	LV	Latvia	5 279	1 549 211	74 967	1 418 647
561	EE	Estonia	106 726	528 967	204 208	2 223 552
562	GE	Georgia	54 469	409 788	223 476	5 834 845
563	HR	Croatia	852 741	4 488 252	832 929	10 055 261
564	BA	Bosnia And Herzegovina	19 238 243	19 437 641	15 259 028	15 481 372
565	MT	Malta	548 608	1 721 416	170 023	1 615 345
566	SK	Slovakia	229 802	1 404 778	1 085 335	8 957 318
567	SI	Slovenia	128 026	1 260 898	829 907	9 541 001
568	CZ	Czech Republic	12 653 972	76 555 670	19 366 793	131 267 462
569	GS	South Georgia And The South Sa	0	25	0	370
570	MK	Rep. Of Macedonia	570 043	602 621	4 333 920	4 709 504
571	FO	Faeroe Islands	0	24 540	0	161 736
572	RU	Russia Federation	291 501 483	2 375 407 679	137 179 762	1 309 917 669
573	RS	Serbia	21 130	136 617	276 833	6 650 132
574	ME	Montenegro	2	47	46	1 542
TOTAL IMPORT			13 158 825 424	108 061 197 692	15 546 096 309	134 374 708 139

I.5. IMPOR MENURUT PROPINSI DAN PELABUHAN BONGKAR
IMPORT BY PROVINCE AND PORT OF IMPORTATION
***** SEPTEMBER/SEPTEMBER 2014 *****

Kode Pelabuhan Bongkar Port of Importation	Berat bersih / Net weight (Kg)		Nilai / Value C.I.F (U S \$)	
	Bulan ini Current month	Kumulatif Cum. Jan. to date	Bulan ini Current month	Kumulatif Cum. Jan. to date
ACEH	10 367 008	141 330 337	2 670 169	28 742 469
101 IDSBG Aceh - Sabang	0	360 031	0	617 553
102 IDOLO Ulee Lheue	0	12 960	0	11 026
104 IDLSW Lhok Seumawe	343 042	2 346 133	221 479	5 891 246
110 IDSIN Sinabang	0	770 000	0	542 850
117 IDKRU Krueng R. Malahayati	2 124 336	25 370 925	1 137 796	14 119 378
118 IDKLS Kuala Langsa	699 630	2 165 288	1 182 374	3 542 694
119 IDLHK Lhok Nga	7 200 000	110 305 000	128 520	4 017 722
SUMATERA UTARA	672 974 020	5 534 376 118	473 872 978	3 838 700 178
002 IDKNO Kuala namu (U)	135 130	2 285 035	2 565 045	19 087 556
143 IDTPR Tanjung Pura	0	2 800	0	5 600
144 IDBLW Belawan	608 593 382	5 014 543 881	446 382 049	3 635 591 236
145 IDTJB Tanjung Balai Asahan	2 460 247	20 452 606	1 084 379	8 889 763
165 IDPTE Pulau Tello	16 851	16 851	60 548	60 548
166 IDMES Medan / Polonia (U)	28 410	241 558	480 113	7 476 061
167 IDMDN Medan (Ptt)	0	861	0	8 197
170 IDKTJ Kuala Tanjung	61 740 000	496 832 526	23 300 844	167 581 217
SUMATERA BARAT	108 280 151	999 855 912	88 655 134	788 321 927
191 IDTBY Padang/Ti.Bayar	108 280 151	999 855 116	88 655 134	788 246 337
192 IDPDG Padang / Tabing (U)	0	796	0	75 590
RIAU	269 432 085	2 011 631 544	222 248 944	1 345 443 148
225 IDDUM Dumai	180 013 510	1 230 918 754	87 802 969	580 115 766
228 IDBLS Bengkalis	538 076	2 315 576	362 640	1 361 219
230 IDSPA Selat Panjang	23 394	242 726	41 591	1 468 432
231 IDSSI Siak Sri Indrapura	0	793 108	0	821 347
233 IDPEK Pekanbaru (Rumbai)	991 236	8 772 809	819 805	7 527 153
235 IDSUQ Sungai Guntung	443 060	4 716 636	1 507 940	17 002 824
242 IDTEM Tembilahan	1 198 918	5 140 997	3 287 328	15 214 137
243 IDKEN Kuala Enok	0	621	0	46 525
244 IDRGA Rengat	0	6 020 896	0	56 043 316
261 IDPKU Simpang Tiga (U)	19 712	49 355	69 889 874	75 712 332
273 IDPAK Pekanbaru	5 712 935	51 674 046	13 767 187	132 086 024
277 IDBUN Buatran	7 231 891	46 922 032	2 507 800	15 372 823
278 IDPWG Perawang, Sumatra	73 259 353	654 063 988	42 261 810	442 671 250
JAMBI	3 069 956	106 678 575	8 426 595	170 914 609
291 IDKTK Kuala Tungkal	2 912 721	94 543 717	6 280 813	155 819 188
292 IDMSA Muara Sabak	0	10 194 099	0	5 826 688
293 IDDJM Jambi	157 235	1 940 759	2 145 782	9 268 733
SUMATERA SELATAN	124 266 288	665 623 272	109 003 331	455 982 421
326 IDPLA Palembang - Plaju	2 024 290	7 416 203	1 802 675	5 996 494
334 IDPLM Sm. Badaruddin (U)	2 770	76 672	13 316	1 008 910
340 IDMRI Musi River/Boom Baru	122 239 228	658 130 397	107 187 340	448 977 017
BENGGULU	15 113 975	54 256 886	1 749 370	8 886 836
361 IDBKU Bengkulu	15 113 975	54 256 708	1 735 717	8 873 183
362 IDBTN Bintuhan	178	178	13 653	13 653
LAMPUNG	420 991 727	3 504 126 670	331 635 448	2 748 143 022
364 IDKTA Kota Agung	179 107 929	1 263 586 456	143 232 661	1 155 123 708
395 IDPJG Panjang	241 883 798	2 240 540 214	188 402 787	1 593 019 314
KEPULAUAN BANGKA BELITUNG	689 734	30 548 669	1 428 863	43 194 291
322 IDBLI Blinju-Bangka	0	4 144 750	0	5 052 425
323 IDPGX Pangkal Balam	689 734	20 443 361	1 428 863	29 346 921
328 IDTPD Tanjung Pandan	0	4 249 985	0	7 739 813
339 IDBLJ Belinju	0	1 710 573	0	1 055 132
KEPULAUAN RIAU	404 960 707	4 056 599 698	838 555 294	8 350 772 579
248 IDTBK Tanjung Balai Karimun	6 768 513	62 392 725	13 866 759	250 421 211
249 IDPSS Pulau Sambu	0	53 821 000	0	205 051 159

I.5. IMPOR MENURUT PROPINSI DAN PELABUHAN BONGKAR
IMPORT BY PROVINCE AND PORT OF IMPORTATION
***** SEPTEMBER/SEPTEMBER 2014 *****

Kode Pelabuhan Bongkar Port of Importation	Berat bersih / Net weight (Kg)		Nilai / Value C.I.F (U S \$)	
	Bulan ini Current month	Kumulatif Cum. Jan. to date	Bulan ini Current month	Kumulatif Cum. Jan. to date
250 IDTAN Tanjung Uban	155 441 247	1 633 769 955	136 636 842	1 565 184 291
251 IDTPN Tanjung Pinang	675 856	4 706 159	615 357	8 388 651
252 IDTER Terempa	114 297	6 547 526	2 087 123	73 206 157
256 IDMOR Moro Sulit	16 885	66 996	52 321	178 537
258 IDBTU Batu Ampar	103 954 418	1 129 718 075	344 827 189	3 280 680 075
260 IDIDAS Singkep - Dabo	0	163 000	0	850 000
262 IDTNJ Kijang (U)	1 400	9 487	1 875	13 730
263 IDPAS Pasir Panjang	15 310	476 962	243 957	4 393 685
265 IDSKP Sekupang	28 735 973	259 609 073	203 854 772	1 971 036 383
267 IDKAB Kabil/Panau	109 136 296	904 548 366	111 597 617	766 180 786
271 IDBTH Hang Nadim (U)	100 512	770 374	24 771 482	225 187 914
DKI JAKARTA	3 305 354 871	26 220 573 573	7 390 889 135	63 625 743 303
431 IDTPP Tanjung Priok	3 292 163 065	26 090 047 417	6 481 939 409	54 641 180 353
432 IDKLB Kalibaru	0	10 025 432	0	14 735 777
433 IDJKT Jakarta / Pasar Ikan	3 465 281	34 398 630	14 476 504	128 921 110
434 IDCGK Soekarno-Hatta (U)	9 614 442	85 119 580	885 417 873	8 724 751 967
436 IDHLP Halim Perdana Kusuma (U)	112 083	982 514	9 055 349	116 154 096
JAWA BARAT	199 836 387	1 635 395 157	147 596 935	1 282 522 332
463 IDCBN Cirebon/Pengung (U)	30 805 953	220 230 659	5 915 224	33 325 987
466 IDBDO Husein Sastranegara	41 366	335 664	366 057	3 292 810
467 IDBLG Balongan	168 989 068	1 414 795 987	141 315 654	1 245 826 778
468 IDBND Gede Bage-Bandung (Ptt)	0	32 847	0	76 757
JAWA TENGAH	1 208 838 223	11 722 531 727	1 319 606 706	12 109 003 745
494 IDTES Tanjung Emas	360 627 653	3 120 685 096	565 021 912	4 346 270 611
495 IDCXP Cilacap	846 687 288	8 585 718 614	752 762 585	7 744 533 311
496 IDSRG Achmad Yani (U)	45 957	307 365	771 453	4 465 963
497 IDSMR Semarang (Ptt)	1 472 885	15 800 139	947 309	13 027 151
498 IDSOC Jebres/Adi Sumarmo	4 440	20 513	103 447	706 709
DI YOGYAKARTA	3 340	22 975	114 472	729 515
531 IDJOG Adi Sucipto (U)	3 340	22 975	114 472	729 515
JAWA TIMUR	2 850 738 935	22 524 966 060	2 193 880 137	19 005 917 080
561 IDTUB Tuban	365 531 089	3 381 914 739	336 834 201	3 048 220 099
562 IDGRE Gresik	611 321 505	4 104 064 598	148 765 131	1 077 554 267
563 IDTPE Tanjung Perak	1 748 245 207	13 911 696 327	1 568 722 143	13 452 450 806
564 IDPAZ Pasuruan	0	149	0	4 970
566 IDPRN Panarukan	90 895 900	729 019 435	74 643 178	653 376 032
567 IDBJU Banyuwangi	33 675 501	386 485 717	28 085 296	360 020 518
576 IDKLG Kalianget	0	583 187	0	1 286 800
587 IDSUB Juanda (U)-Surabaya	586 750	7 440 068	35 392 461	402 523 808
588 IDSUR Surabaya (Ptt)	482 983	3 761 840	1 437 727	10 479 780
BANTEN	2 243 326 027	16 975 864 176	1 074 294 091	8 883 048 971
461 IDMRK Merak	851 951 951	6 787 672 752	659 830 164	5 042 902 401
471 IDTLN Tanjung Leneng	115 590 969	1 165 044 361	116 457 445	1 195 070 243
473 IDCGD Cigading	1 275 783 107	9 023 147 063	298 006 482	2 645 076 327
BALI	12 608 576	70 136 131	68 278 761	269 882 802
613 IDBOA Benoa/Loloan	10 392 539	20 215 501	59 480 235	80 384 735
618 IDCBW Celukan Bawang	1 801 221	47 477 032	937 608	128 615 619
620 IDDPS Ngurah Rai (U)	414 816	2 443 598	7 860 918	60 882 448
NUSA TENGGARA BARAT	8 860 981	90 974 149	4 596 029	91 038 672
655 IDBMU Bima	74 776	21 863 686	1 858 746	78 163 546
660 IDLEM Lembar	4 980 000	55 172 000	405 870	4 523 944
663 IDBDS Badas Sumbawa	3 806 205	7 211 821	2 331 413	4 422 823
665 IDLKS Lombok	0	6 726 642	0	3 928 359
NUSA TENGGARA TIMUR	3 940 946	73 467 486	2 470 152	18 276 269
683 IDMOF Maumere	1 499 806	2 999 612	979 943	2 019 440
685 IDWGP Waingapu	1 999 844	3 499 804	1 294 059	2 259 763

I.5. IMPOR MENURUT PROPINSI DAN PELABUHAN BONGKAR
IMPORT BY PROVINCE AND PORT OF IMPORTATION
***** SEPTEMBER/SEPTEMBER 2014 *****

Kode Pelabuhan Bongkar Port of Importation	Berat bersih / Net weight (Kg)		Nilai / Value C.I.F (U S \$)	
	Bulan ini Current month	Kumulatif Cum. Jan. to date	Bulan ini Current month	Kumulatif Cum. Jan. to date
686 IDATA Atapupu	289 299	510 338	60 686	106 015
693 IDTEN Tenau	151 997	66 457 732	135 464	13 891 051
KALIMANTAN BARAT	52 504 578	544 515 187	37 767 628	380 675 704
714 IDPON Pontianak	51 869 682	497 215 316	35 845 834	330 940 124
715 IDKTG Ketapang K. Barat	0	3 173 741	0	8 779 887
721 IDKDW Kendawangan	634 895	12 582 889	1 904 934	27 517 407
722 IDPNK Supadio (U)	0	1 412	0	3 334 900
723 IDTKA Telok Air	0	3 433 200	0	815 552
724 IDSTT Sintete	1	25 886 619	16 860	5 958 884
726 IDENT Entikong	0	2 222 010	0	3 328 950
KALIMANTAN TENGAH	12 758 248	46 481 547	13 409 357	81 111 582
742 IDSUK Sukamara	0	552 785	0	2 474 178
744 IDKUM Kumai	6 239 571	15 808 891	9 406 417	21 227 579
746 IDSMQ Sampit	6 518 677	23 079 378	4 002 940	20 800 652
750 IDPPS Pulang Pisau	0	7 040 493	0	36 609 173
KALIMANTAN SELATAN	231 866 786	1 966 248 987	204 699 749	1 895 650 456
771 IDBAN Banjarmasin	17 440 265	172 816 254	19 417 618	255 496 805
773 IDKTB Kotabaru	214 426 521	1 793 431 058	185 282 131	1 640 043 923
777 IDBDJ Samsudin Noor (U)	0	1 675	0	109 728
KALIMANTAN TIMUR	710 199 026	6 871 744 295	652 627 430	6 531 072 776
803 IDBPP Balikpapan	439 046 833	5 201 369 748	437 451 977	4 977 830 043
805 IDSRD Samarinda	36 125 528	375 182 244	37 833 577	418 017 212
806 IDTRD Tanjung Redep	0	6 445 232	0	4 687 424
807 IDTJS Tanjung Selor	9 500 000	68 753 594	81 345	1 868 945
808 IDLIN Lingkas Tarakan	29 436 487	157 530 820	10 098 962	26 416 428
809 IDNNX Nunukan	31 922 738	154 767 896	1 553 224	9 504 235
810 IDTGR Pasir/Tanah Grogot	1 245 050	1 246 722	4 837 552	13 535 878
812 IDBYQ Bunyu	0	3 500 000	0	29 064
813 IDTSG Tanjung Sangata	107 804 013	550 163 320	99 231 331	599 474 492
814 IDBPN Sepinggian (U)	273 570	2 189 891	20 008 333	170 471 557
817 IDBTG Bontang	51 344 807	322 136 925	41 499 615	295 517 513
819 IDJUA Juata Tarakan	0	5 507 526	0	67 176
822 IDADB Adang Bay	0	464 467	0	412 190
996 IDBEJ Berau	3 500 000	22 485 910	31 514	13 240 619
SULAWESI UTARA	8 665 498	58 079 626	8 965 022	92 876 515
832 IDAMU Amurang	0	1 181	0	26 466
834 IDMND Manado	0	1 917	0	53 633
835 IDBIT Bitung	8 583 314	57 900 872	8 305 510	89 787 382
839 IDNAH Naha (U) - Sulut	0	1 332	0	27 373
840 IDPET Petta	74 237	138 322	18 189	31 283
843 IDMDC Sam Ratulangi (U)	7 947	36 002	641 323	2 950 378
SULAWESI TENGAH	38 576 820	62 930 728	61 342 017	90 309 543
867 IDPSJ Posso	37 066 558	37 066 558	60 221 297	60 221 297
868 IDLUW Luwuk	0	27 975	0	751 125
877 IDPAT Pantoloan	1 510 262	25 836 195	1 120 720	29 337 121
SULAWESI SELATAN	127 884 521	1 050 315 653	87 981 221	644 568 375
892 IDPAP Pare-Pare	2 500 000	19 690 371	1 500 000	11 972 667
893 IDUJU Ujungpandang	107 104 712	802 138 005	69 926 623	452 587 939
897 IDMLI Malili, Sulawesi	18 276 943	228 471 134	15 776 549	175 443 868
904 IDUPG Hasanuddin (U)	2 866	16 143	778 049	4 563 901
SULAWESI TENGGARA	36 969 601	312 971 969	62 175 905	396 683 656
921 IDBUW Bau-Bau	22 342 390	279 942 192	22 706 596	300 654 322
922 IDKDR Kendari	14 092 275	15 092 197	13 386 110	14 027 230
923 IDKOL Kolaka	0	11 846 665	0	2 976 450
925 IDPUM Pomalaa	534 936	6 090 915	26 083 199	79 025 654
GORONTALO	1 120 950	90 634 724	672 570	48 774 398

I.5. IMPOR MENURUT PROPINSI DAN PELABUHAN BONGKAR
IMPORT BY PROVINCE AND PORT OF IMPORTATION
***** SEPTEMBER/SEPTEMBER 2014 *****

Kode Pelabuhan Bongkar Port of Importation	Berat bersih / <i>Net weight (Kg)</i>		Nilai / <i>Value C.I.F (U S \$)</i>	
	Bulan ini <i>Current month</i>	Kumulatif <i>Cum. Jan. to date</i>	Bulan ini <i>Current month</i>	Kumulatif <i>Cum. Jan. to date</i>
841 IDGOR Gorontalo	1 120 950	90 634 724	672 570	48 774 398
SULAWESI BARAT	0	1 567 222	0	4 671 940
899 IDMJU Mamuju	0	1 567 222	0	4 671 940
MALUKU	34 095 031	298 521 308	34 558 026	303 211 615
946 IDAMB Ambon	34 095 031	288 910 221	34 558 026	298 751 245
949 IDLUV Tual	0	9 611 087	0	4 460 370
MALUKU UTARA	999 922	4 671 909	646 520	5 263 515
941 IDTOB Tobelo	999 922	3 199 812	646 520	2 093 155
942 IDTTE Ternate	0	1 160 606	0	1 990 579
962 IDOBI Obi Island	0	311 491	0	1 179 781
PAPUA	37 480 375	329 040 498	82 381 928	810 098 758
979 IDMKQ Merauke	0	540	0	8 456
980 IDTIM Amamapare	37 480 375	323 130 208	82 381 928	809 642 855
983 IDDJJ Jayapura / Sentani	0	5 909 750	0	447 447
PAPUA BARAT	2 050 131	4 514 924	18 896 392	24 475 137
971 IDSOR Sorong	2 050 131	4 511 474	18 896 392	24 451 701
976 IDFKQ Fak-Fak	0	697	0	12 012
977 IDKNG Kaimana	0	2 753	0	11 424

**I.6 IMPOR KOMODITI MENURUT NEGARA ASAL / IMPORT BY COUNTRY OF ORIGIN
DAN LIMA GOLONGAN BARANG (SITC) UTAMA / AND FIVE MAJOR SITC COMMODITY GROUP
*** SEPTEMBER/SEPTEMBER 2014 *****

Negara Asal/SITC/Uraian Golongan Barang <i>Country of Origin/SITC/group Description</i>	Berat Bersih / <i>Net Weight (Kg)</i>		Nilai CIF / <i>CIF Value (US\$)</i>	
	Bulan ini <i>Current month</i>	Kumulatif <i>Cum. Jan to date</i>	Bulan ini <i>Current month</i>	Kumulatif <i>Cum. Jan to date</i>
JAPAN				
784 Parts And Accessories Of The Motor Vehicles	7 564 752	69 007 481	107 158 387	903 122 977
782 Motor Vehicle For The Transportation Of Goods	7 418 586	82 686 915	65 405 569	770 167 535
713 Internal Combustion Piston Engines And Parts	4 623 951	47 683 434	56 229 342	585 200 458
673 Flat Rolled Products, Not Clad	90 246 208	676 074 247	67 452 344	525 303 697
781 Passenger Motor Cars	3 320 506	32 743 141	43 134 168	399 400 689
LAINNYA	254 570 906	2 508 363 302	1 144 673 163	9 860 826 077
SUB TOTAL	367 744 909	3 416 558 520	1 484 052 973	13 044 021 433
HONG KONG				
655 Knitted Or Crocheted Fabrics	1 548 372	16 654 904	14 911 476	146 154 540
652 Cotton Fabrics, Woven	1 321 249	13 309 583	13 619 790	140 094 418
764 Telecommunication Equipments And Parts	764 297	4 776 728	10 994 856	85 216 070
772 Electrical Apparatus For Making And Breaking Electrical Circuits	245 407	1 922 896	6 960 203	58 581 573
653 Fabrics, Woven, Of Man-made Fibres	532 453	4 969 770	6 010 978	52 761 493
LAINNYA	40 782 073	279 266 224	106 017 176	879 300 039
SUB TOTAL	45 193 851	320 900 105	158 514 479	1 362 108 133
KOREA, DEM. PEOPLE'S REP.				
641 Papers And Paperboards	122 572	871 773	115 219	807 854
727 Food Processing Machines And Parts	0	9 319	0	136 290
682 Copper	0	14 821	0	128 742
676 Iron/steel Bars, Rods, Angels, Shaped And Sections	18 172	77 201	18 626	67 568
675 Flat Rolled Products And Alloy Steels	0	52 183	0	46 443
LAINNYA	1 369	20 380	10 859	127 702
SUB TOTAL	142 113	1 045 677	144 704	1 314 599
KOREA, REPUBLIC OF				
334 Petroleum Products, Refined	470 774 362	2 991 948 270	424 978 377	2 769 338 817
673 Flat Rolled Products, Not Clad	89 409 566	698 246 492	59 689 923	479 754 887
655 Knitted Or Crocheted Fabrics	3 360 741	34 723 247	29 018 028	319 976 640
653 Fabrics, Woven, Of Man-made Fibres	1 700 239	16 753 335	20 584 424	212 126 719
232 Synthetic Rubber Latex, Synthetic/reclaimed Rubber	11 985 189	98 411 859	24 379 755	198 258 015
LAINNYA	225 604 376	2 107 164 298	464 669 522	4 630 628 990
SUB TOTAL	802 834 473	5 947 247 501	1 023 320 029	8 610 084 068
TAIWAN				
673 Flat Rolled Products, Not Clad	53 818 510	278 890 360	33 896 733	183 280 076
655 Knitted Or Crocheted Fabrics	1 689 857	14 528 686	16 854 400	142 149 844
653 Fabrics, Woven, Of Man-made Fibres	1 637 207	11 445 545	19 381 694	140 153 075
728 Other Machines And Equipment Specialized For Particular Industry	1 551 126	15 499 714	10 221 892	114 548 569
776 Thermionic, Cold Cathode, And Photo Cathode Valves/tubes	33 444	326 585	13 846 338	110 520 917
LAINNYA	110 748 963	955 345 536	251 968 094	2 132 335 110
SUB TOTAL	169 479 107	1 276 036 426	346 169 151	2 822 987 591
CHINA				
764 Telecommunication Equipments And Parts	6 041 761	56 700 840	265 493 420	2 615 288 743
752 Automatic Data Processing Machines And Their Units	2 706 384	20 488 254	129 137 266	1 177 769 201
676 Iron/steel Bars, Rods, Angels, Shaped And Sections	28 887 400	868 411 512	21 715 426	532 947 621
741 Heating And Cooling Equipments And Parts	42 206 293	148 036 255	122 215 524	530 916 775
778 Electrical Machinery And Apparatus	11 335 893	81 879 394	59 096 189	495 892 138
LAINNYA	1 328 488 362	10 297 923 594	2 136 452 913	17 151 620 185
SUB TOTAL	1 419 666 093	11 473 439 849	2 734 110 738	22 504 434 663
MONGOLIA				
793 Ships, Boats, And Floating Structures	0	61 883 000	0	19 075 467
278 Other Crude Minerals	75 000	255 000	30 000	103 800
874 Measuring, Checking, Analysing, And Controlling Instrument And Ap	0	4	0	5 431
728 Other Machines And Equipment Specialized For Particular Industry	0	2 440	0	4 600
772 Electrical Apparatus For Making And Breaking Electrical Circuits	0	40	0	3 024
LAINNYA	0	49	0	3 148
SUB TOTAL	75 000	62 140 533	30 000	19 195 470

**I.6 IMPOR KOMODITI MENURUT NEGARA ASAL / IMPORT BY COUNTRY OF ORIGIN
DAN LIMA GOLONGAN BARANG (SITC) UTAMA / AND FIVE MAJOR SITC COMMODITY GROUP
*** SEPTEMBER/SEPTEMBER 2014 *****

Negara Asal/SITC/Uraian Golongan Barang <i>Country of Origin/SITC/group Description</i>	Berat Bersih / <i>Net Weight (Kg)</i>		Nilai CIF / <i>CIF Value (US\$)</i>	
	Bulan ini <i>Current month</i>	Kumulatif <i>Cum. Jan to date</i>	Bulan ini <i>Current month</i>	Kumulatif <i>Cum. Jan to date</i>
MACAU				
682 Copper	76 901	554 989	293 305	2 074 050
652 Cotton Fabrics, Woven	15 400	181 652	114 896	1 425 606
655 Knitted Or Crocheted Fabrics	1	95 834	6	745 606
651 Textile Yarns	8 241	52 665	64 647	367 725
541 Medicinal And Pharmaceutical Products	0	1 058	0	332 292
LAINNYA	11 695	68 759	168 417	1 120 127
SUB TOTAL	112 238	954 957	641 271	6 065 406
PAPUA NEW GUINEA				
072 Cocoa	750 000	6 071 610	2 480 250	18 159 166
282 Waste And Scrap Metal Of Iron/steel	1 145 349	8 377 465	439 998	3 237 913
223 Oil Seeds Use For Extraction Of Other Fixed Vegetable Oils	600	1 920	84 913	272 846
728 Other Machines And Equipment Specialized For Particular Industry	0	1 363	0	83 145
713 Internal Combustion Piston Engines And Parts	0	15 611	0	79 345
LAINNYA	11	10 043	2 506	64 631
SUB TOTAL	1 895 960	14 478 012	3 007 667	21 897 046
THAILAND				
784 Parts And Accessories Of The Motor Vehicles	12 099 044	79 510 986	104 719 043	739 578 903
061 Sugar, Molasses, And Honey	90 833 330	1 448 475 198	38 231 592	646 097 276
781 Passenger Motor Cars	6 389 907	56 265 991	66 723 814	581 064 469
713 Internal Combustion Piston Engines And Parts	4 667 129	26 278 774	42 107 111	327 184 098
575 Other Plastics In Primary Forms	17 107 722	142 977 016	33 661 787	267 770 070
LAINNYA	574 492 240	4 229 053 286	591 673 632	4 928 194 209
SUB TOTAL	705 589 372	5 982 561 251	877 116 979	7 489 889 025
SINGAPORE				
334 Petroleum Products, Refined	1 373 659 586	10 762 722 786	1 325 642 176	10 855 272 819
511 Hydrocarbon And Their Halogenated, Nitrated Derivatives	36 460 043	522 909 336	48 989 132	700 572 931
776 Thermionic, Cold Cathode, And Photo Cathode Valves/tubes	453 997	5 602 681	49 883 771	473 395 634
575 Other Plastics In Primary Forms	30 614 896	233 976 062	53 345 418	418 398 056
772 Electrical Apparatus For Making And Breaking Electrical Circuits	1 085 979	9 686 593	43 606 505	402 466 123
LAINNYA	289 270 477	2 731 751 581	635 439 446	6 111 231 028
SUB TOTAL	1 731 544 978	14 266 649 039	2 156 906 448	18 961 336 591
PHILIPPINES				
784 Parts And Accessories Of The Motor Vehicles	898 739	6 543 080	9 711 171	78 851 416
726 Printing/book Binding Machinery And Parts	141 257	936 832	4 309 493	29 449 322
752 Automatic Data Processing Machines And Their Units	48 854	377 225	1 555 055	27 028 145
773 Equipment For Distributing Electricity	269 776	3 003 311	2 450 388	24 694 527
764 Telecommunication Equipments And Parts	13 754	87 889	2 207 216	20 353 779
LAINNYA	81 689 745	392 804 457	41 469 546	344 781 192
SUB TOTAL	83 062 125	403 752 794	61 702 869	525 158 381
MALAYSIA				
334 Petroleum Products, Refined	420 835 241	3 327 411 306	392 119 783	3 319 625 906
333 Petroleum Oil, Crude	127 043 253	388 647 487	99 782 130	310 046 574
511 Hydrocarbon And Their Halogenated, Nitrated Derivatives	13 053 173	136 825 062	18 452 907	194 088 732
741 Heating And Cooling Equipments And Parts	1 626 895	15 925 630	16 124 474	168 438 282
575 Other Plastics In Primary Forms	12 771 128	93 938 805	21 112 321	157 511 026
LAINNYA	381 483 183	3 165 210 030	490 201 165	3 896 881 721
SUB TOTAL	956 812 873	7 127 958 320	1 037 792 780	8 046 592 241
MYANMAR				
054 Vegetables, Fresh, Chilled, Frozen Or Simply Preserved	1 261 750	59 941 989	1 379 984	59 313 358
682 Copper	799 717	4 301 728	5 721 392	30 573 209
042 Rice	2 000 000	11 136 000	643 000	3 637 152
061 Sugar, Molasses, And Honey	794 900	2 181 350	652 130	1 778 070
744 Mechanical Handling Equipments And Parts	0	77 692	0	717 929
LAINNYA	87 596	1 608 893	552 088	3 647 209
SUB TOTAL	4 943 963	79 247 652	8 948 594	99 666 927

**I.6 IMPOR KOMODITI MENURUT NEGARA ASAL / IMPORT BY COUNTRY OF ORIGIN
DAN LIMA GOLONGAN BARANG (SITC) UTAMA / AND FIVE MAJOR SITC COMMODITY GROUP
*** SEPTEMBER/SEPTEMBER 2014 *****

Negara Asal/SITC/Uraian Golongan Barang <i>Country of Origin/SITC/group Description</i>	Berat Bersih / <i>Net Weight (Kg)</i>		Nilai CIF / <i>CIF Value (US\$)</i>	
	Bulan ini <i>Current month</i>	Kumulatif <i>Cum. Jan to date</i>	Bulan ini <i>Current month</i>	Kumulatif <i>Cum. Jan to date</i>
CAMBODIA				
841 Men's Coats/jackets, Not Knitted	6 920	100 920	271 820	3 307 381
845 Articles Of Apparel	9 938	71 305	392 133	2 300 087
842 Women's Coats/jacket, Not Knitted	4 617	70 144	114 393	1 569 418
844 Women's Coats/jackets, Knitted	8 304	42 890	287 010	1 384 939
562 Fertilizers, Manufactured	4 400 000	4 400 000	1 333 200	1 333 200
LAINNYA	43 425	1 562 814	230 425	5 770 995
SUB TOTAL	4 473 204	6 248 073	2 628 981	15 666 020
BRUNEI DARUSSALAM				
333 Petroleum Oil, Crude	0	695 655 000	0	568 131 625
512 Alcohols,phenols,phenol-alcohols And Their Halogenated	0	24 551 274	0	9 698 880
282 Waste And Scrap Metal Of Iron/steel	3 379 560	11 514 260	1 250 437	4 274 501
723 Civil Engineering And Contractor Plants And Equipments/parts	352	178 442	5 746	2 044 149
718 Other Power Generating Machines And Parts	0	157 237	0	1 748 379
LAINNYA	365 088	1 726 585	378 040	5 178 253
SUB TOTAL	3 745 000	733 782 798	1 634 223	591 075 787
LAO PEOPLE'S DEM. REP.				
122 Tobacco, Manufactured	876 150	6 979 500	5 157 257	41 392 699
121 Tobacco, Unmanufactured And Refused	0	1 683 000	0	8 311 250
071 Coffee And Coffee Substitutes	0	133 200	0	563 867
232 Synthetic Rubber Latex, Synthetic/reclaimed Rubber	0	12 000	0	53 800
695 Tools For Used In The Hand Or In Machines	0	96	0	6 783
LAINNYA	17	96	2 195	7 492
SUB TOTAL	876 167	8 807 892	5 159 452	50 335 891
NEPAL				
659 Floor Coverings	23	123	150	11 712
642 Paper And Paperboard Cut To Size/shape And Article Of Papers	0	2 498	0	10 435
656 Tulle,lace,embroidery,ribbons,trimmings And Other Small Wares	0	6	0	80
SUB TOTAL	23	2 627	150	22 227
BHUTAN				
749 Non-electric Parts And Accessories Of Machineries	0	1	0	5
SUB TOTAL	0	1	0	5
VIET NAM				
764 Telecommunication Equipments And Parts	484 837	3 313 306	55 378 013	756 058 860
674 Flat Rolled Products, Clad Or Plated	23 736 202	250 660 727	19 719 151	213 091 062
752 Automatic Data Processing Machines And Their Units	307 772	1 822 235	13 008 875	210 405 751
333 Petroleum Oil, Crude	0	157 814 401	0	131 845 628
661 Lime,cement And Fabricated Construction Materials	179 311 110	1 813 731 653	12 573 156	118 645 336
LAINNYA	134 114 468	635 279 824	157 116 471	1 070 544 984
SUB TOTAL	337 954 389	2 862 622 146	257 795 666	2 500 591 621
MALDIVES				
746 Ball Or Roller Bearings	0	113	0	185
SUB TOTAL	0	113	0	185
INDIA				
334 Petroleum Products, Refined	1 101 099	293 528 680	1 399 289	323 289 594
511 Hydrocarbon And Their Halogenated, Nitrated Derivatives	50 778 921	217 368 077	68 318 534	294 117 455
044 Maize, Unmilled	1 710 000	1 092 060 627	541 950	276 582 854
222 Oil Seeds Use For Extraction Ofsoft Fixed Vegetable Oils	9 902 281	181 162 293	10 914 482	199 773 594
041 Wheat And Meslin, Unmilled	4 550 930	357 620 776	1 433 052	110 038 658
LAINNYA	124 040 193	1 589 085 973	206 211 633	1 947 892 809
SUB TOTAL	192 083 424	3 730 826 426	288 818 940	3 151 694 964

**I.6 IMPOR KOMODITI MENURUT NEGARA ASAL / IMPORT BY COUNTRY OF ORIGIN
DAN LIMA GOLONGAN BARANG (SITC) UTAMA / AND FIVE MAJOR SITC COMMODITY GROUP
*** SEPTEMBER/SEPTEMBER 2014 *****

Negara Asal/SITC/Uraian Golongan Barang <i>Country of Origin/SITC/group Description</i>	Berat Bersih / <i>Net Weight (Kg)</i>		Nilai CIF / <i>CIF Value (US\$)</i>	
	Bulan ini <i>Current month</i>	Kumulatif <i>Cum. Jan to date</i>	Bulan ini <i>Current month</i>	Kumulatif <i>Cum. Jan to date</i>
PAKISTAN				
263 Cotton	4 004 192	18 669 673	6 482 359	31 073 660
057 Fruit And Nut; Fresh Or Dried	0	16 542 499	0	16 418 101
042 Rice	9 050 000	35 450 000	3 606 465	13 763 635
611 Leathers	14 520	259 471	606 791	9 630 393
652 Cotton Fabrics, Woven	214 819	1 518 330	1 242 959	8 950 089
LAINNYA	1 201 054	20 655 021	1 930 394	25 089 017
SUB TOTAL	14 484 585	93 094 994	13 868 968	104 924 895
BANGLADESH				
651 Textile Yarns	1 646 000	12 967 901	1 500 940	11 378 701
673 Flat Rolled Products, Not Clad	3 018 475	13 377 455	2 191 348	9 607 284
845 Articles Of Apparel	20 745	286 447	663 174	7 802 056
121 Tobacco, Unmanufactured And Refused	0	1 265 248	0	5 318 759
841 Men's Coats/jackets, Not Knitted	17 398	180 625	492 001	5 068 598
LAINNYA	1 079 485	9 573 481	2 576 222	17 982 140
SUB TOTAL	5 782 103	37 651 157	7 423 685	57 157 538
SRI LANKA				
046 Meal And Flour Of Wheat And Flour Of Meslin	4 816 000	34 338 000	2 022 290	14 696 510
121 Tobacco, Unmanufactured And Refused	4 741	196 465	535 133	6 304 991
845 Articles Of Apparel	11 386	109 699	569 841	4 349 244
074 Tea And Mate	42 338	279 655	247 099	1 871 573
842 Women's Coats/jacket, Not Knitted	2 677	29 784	153 802	1 439 099
LAINNYA	194 204	1 992 242	986 001	8 275 347
SUB TOTAL	5 071 346	36 945 845	4 514 166	36 936 764
AFGHANISTAN				
057 Fruit And Nut; Fresh Or Dried	0	72 000	0	141 104
772 Electrical Apparatus For Making And Breaking Electrical Circuits	1	1	2 339	2 339
899 Other Miscellaneous Manufactured Articles	0	112	0	548
SUB TOTAL	1	72 113	2 339	143 991
INDONESIA				
851 Footwears	117 729	1 083 350	1 489 734	12 710 641
772 Electrical Apparatus For Making And Breaking Electrical Circuits	25 602	523 159	880 387	7 463 327
762 Radio Broadcast Receivers	0	143 888	0	7 452 909
726 Printing/book Binding Machinery And Parts	72 434	339 015	2 214 456	7 440 133
763 Sound Recorders Or Reproducers	2 153	20 823	792 667	5 940 894
LAINNYA	2 494 249	18 884 178	8 646 601	88 789 950
SUB TOTAL	2 712 167	20 994 413	14 023 845	129 797 854
IRAQ				
611 Leathers	0	20 085	0	188 730
057 Fruit And Nut; Fresh Or Dried	0	114 750	0	98 685
695 Tools For Used In The Hand Or In Machines	0	90	0	29 280
694 Nails, Screws, Nuts, Bolts, Rivets Of Iron/steel Or Copper	0	22	0	5 665
728 Other Machines And Equipment Specialized For Particular Industry	0	69	0	5 644
LAINNYA	0	33	0	6 771
SUB TOTAL	0	135 049	0	334 775
IRAN (ISLAMIC REPUBLIC OF)				
335 Residual Petroleum Products, And Related Materials	4 479 719	21 602 480	2 624 243	12 805 572
278 Other Crude Minerals	801 350	6 355 853	438 105	3 437 537
057 Fruit And Nut; Fresh Or Dried	48 000	3 511 521	40 320	3 036 788
512 Alcohols,phenols,phenol-alcohols And Their Halogenated	0	4 667 477	0	2 669 797
074 Tea And Mate	280 685	2 903 068	225 483	2 180 072
LAINNYA	80 120	1 139 387	353 067	2 417 547
SUB TOTAL	5 689 874	40 179 786	3 681 218	26 547 313

**I.6 IMPOR KOMODITI MENURUT NEGARA ASAL / IMPORT BY COUNTRY OF ORIGIN
DAN LIMA GOLONGAN BARANG (SITC) UTAMA / AND FIVE MAJOR SITC COMMODITY GROUP
*** SEPTEMBER/SEPTEMBER 2014 *****

Negara Asal/SITC/Uraian Golongan Barang <i>Country of Origin/SITC/group Description</i>	Berat Bersih / <i>Net Weight (Kg)</i>		Nilai CIF / <i>CIF Value (US\$)</i>	
	Bulan ini <i>Current month</i>	Kumulatif <i>Cum. Jan to date</i>	Bulan ini <i>Current month</i>	Kumulatif <i>Cum. Jan to date</i>
SAUDI ARABIA				
333 Petroleum Oil, Crude	488 393 960	3 924 341 930	405 628 619	3 402 167 809
342 Liquefied Propane And Butane	166 451 152	629 145 970	133 205 540	544 169 108
334 Petroleum Products, Refined	63 709 687	310 909 467	61 389 926	313 646 756
511 Hydrocarbon And Their Halogenated, Nitrated Derivatives	25 949 217	184 159 113	37 224 015	257 032 321
575 Other Plastics In Primary Forms	12 546 240	102 237 741	17 768 684	142 227 368
LAINNYA	44 606 636	331 613 539	51 429 830	299 740 235
SUB TOTAL	801 656 892	5 482 407 760	706 646 614	4 958 983 597
ISRAEL				
695 Tools For Used In The Hand Or In Machines	1 823	14 247	615 883	4 544 577
515 Organo-inorganic And Heterocyclic Compounds	263	2 516	164 968	1 629 638
533 Pigments, Paints, Varnishes, And Related Materials	0	31 396	0	807 854
514 Nitrogen-function Compounds	0	1 030	0	734 950
591 Disinfectants, Insecticides, And Fungicides Put In Forms	0	18 324	0	367 770
LAINNYA	90 370	523 530	487 524	2 513 016
SUB TOTAL	92 456	591 043	1 268 375	10 597 805
KUWAIT				
334 Petroleum Products, Refined	93 407 000	999 154 363	79 024 290	906 080 314
511 Hydrocarbon And Their Halogenated, Nitrated Derivatives	5 021 000	89 699 474	6 527 300	119 523 047
512 Alcohols,phenols,phenol-alcohols And Their Halogenated	4 814 864	43 761 088	5 095 523	46 279 040
571 Polymers Of Ethylene In Primary Forms	5 004 370	27 062 467	6 450 839	32 030 689
335 Residual Petroleum Products, And Related Materials	20 490 000	52 689 000	9 421 917	24 374 149
LAINNYA	2 960 800	7 538 817	756 078	6 039 435
SUB TOTAL	131 698 034	1 219 905 209	107 275 947	1 134 326 674
JORDAN				
272 Fertilizers, Crude	84 300 000	539 780 000	11 189 775	73 829 302
562 Fertilizers, Manufactured	55 490 980	135 009 840	16 946 843	41 600 534
522 Inorganic Chemical Elements, Oxides And Halogen Salts	0	5 650 570	0	4 764 749
591 Disinfectants, Insecticides, And Fungicides Put In Forms	0	35 827	0	444 877
551 Essential Oils, Perfumes, And Flavour Materials	15	40	94 638	346 638
LAINNYA	302 866	1 124 172	85 046	902 771
SUB TOTAL	140 093 861	681 600 449	28 316 302	121 888 871
LEBANON				
251 Pulp And Waste Paper	1 662 700	7 578 342	332 389	1 569 208
892 Printed Matter	0	290 804	0	916 930
288 Non-ferrous Base Metal Waste And Scraps	0	117 700	0	384 954
073 Chocolate And Other Food Preparations Containing Cocoa	0	1 683	0	38 715
893 Article Of Plastics	0	4 715	0	5 709
LAINNYA	0	17	0	5
SUB TOTAL	1 662 700	7 993 261	332 389	2 915 521
PALESTINA				
057 Fruit And Nut; Fresh Or Dried	0	8 800	0	82 500
772 Electrical Apparatus For Making And Breaking Electrical Circuits	1	292	5	14 193
776 Thermionic, Cold Cathode, And Photo Cathode Valves/tubes	0	147	0	7 269
728 Other Machines And Equipment Specialized For Particular Industry	4	4	1 621	1 621
771 Electric Power Machinery And Parts	0	26	0	1 323
LAINNYA	143	199	1 224	1 332
SUB TOTAL	148	9 468	2 850	108 238
YEMEN				
034 Fish, Fresh, Chilled Or Frozen	0	1 625 532	0	1 125 118
251 Pulp And Waste Paper	0	2 271 830	0	468 508
685 Lead	0	45 750	0	93 101
893 Article Of Plastics	0	268	0	3 413
821 Furnitures And Parts	0	375	0	2 350
LAINNYA	0	68	0	370
SUB TOTAL	0	3 943 823	0	1 692 860

**I.6 IMPOR KOMODITI MENURUT NEGARA ASAL / IMPORT BY COUNTRY OF ORIGIN
DAN LIMA GOLONGAN BARANG (SITC) UTAMA / AND FIVE MAJOR SITC COMMODITY GROUP
*** SEPTEMBER/SEPTEMBER 2014 *****

Negara Asal/SITC/Uraian Golongan Barang <i>Country of Origin/SITC/group Description</i>	Berat Bersih / <i>Net Weight (Kg)</i>		Nilai CIF / <i>CIF Value (US\$)</i>	
	Bulan ini <i>Current month</i>	Kumulatif <i>Cum. Jan to date</i>	Bulan ini <i>Current month</i>	Kumulatif <i>Cum. Jan to date</i>
OMAN				
511 Hydrocarbon And Their Halogenated, Nitrated Derivatives	9 520 829	88 775 854	11 924 838	112 556 547
512 Alcohols,phenols,phenol-alcohols And Their Halogenated	5 950 291	203 990 972	2 297 289	28 292 633
684 Alumunium	297 789	1 108 906	681 771	2 359 993
034 Fish, Fresh, Chilled Or Frozen	0	1 612 900	0	1 051 660
273 Stone, Sand And Gravel	0	33 000 000	0	1 036 200
LAINNYA	374	657 960	22 872	425 366
SUB TOTAL	15 769 283	329 146 592	14 926 770	145 722 399
SYRIA ARAB REPUBLIC				
611 Leathers	0	91 389	0	767 090
075 Spices	0	90 100	0	39 342
SUB TOTAL	0	181 489	0	806 432
TURKEY				
333 Petroleum Oil, Crude	146 621 216	927 139 729	114 965 831	770 339 923
121 Tobacco, Unmanufactured And Refused	626 640	4 901 854	6 053 724	39 571 562
046 Meal And Flour Of Wheat And Flour Of Meslin	8 050 000	59 302 300	2 620 245	19 634 002
523 Metallicsalts And Peroxysalts	4 176 000	24 757 000	2 236 080	13 685 235
511 Hydrocarbon And Their Halogenated, Nitrated Derivatives	0	10 488 968	0	12 995 043
LAINNYA	10 297 529	69 540 373	15 989 885	111 448 541
SUB TOTAL	169 771 385	1 096 130 224	141 865 765	967 674 306
UNITED ARAB EMIRATES				
342 Liquefied Propane And Butane	105 194 191	914 915 312	86 354 908	833 180 686
334 Petroleum Products, Refined	56 100	168 687 018	133 734	163 405 968
511 Hydrocarbon And Their Halogenated, Nitrated Derivatives	12 889 615	58 723 143	18 906 182	85 765 413
684 Alumunium	4 599 663	37 614 765	11 290 230	83 825 672
575 Other Plastics In Primary Forms	2 271 712	13 145 277	3 468 928	17 495 198
LAINNYA	38 967 649	162 336 559	16 795 996	128 868 562
SUB TOTAL	163 978 930	1 355 422 074	136 949 978	1 312 541 499
QATAR				
342 Liquefied Propane And Butane	43 922 746	778 095 415	35 078 247	726 438 360
334 Petroleum Products, Refined	45 290 322	382 564 931	47 483 659	392 950 436
684 Alumunium	4 001 840	32 950 148	10 194 642	75 269 939
571 Polymers Of Ethylene In Primary Forms	1 940 487	16 229 991	3 117 745	23 382 985
511 Hydrocarbon And Their Halogenated, Nitrated Derivatives	4 738 096	14 685 573	7 176 277	19 459 456
LAINNYA	5 500 367	113 422 903	2 255 634	26 221 197
SUB TOTAL	105 393 858	1 337 948 961	105 306 204	1 263 722 373
BAHRAIN				
334 Petroleum Products, Refined	0	99 168 280	0	96 110 299
684 Alumunium	1 069 153	7 621 943	2 439 821	16 610 269
522 Inorganic Chemical Elements, Oxides And Halogen Salts	6 300 000	6 300 000	3 584 700	3 584 700
661 Lime,cement And Fabricated Construction Materials	0	473 902	0	301 386
652 Cotton Fabrics, Woven	4 161	15 453	40 512	131 066
LAINNYA	130	187 118	1 777	182 546
SUB TOTAL	7 373 444	113 766 696	6 066 810	116 920 266
CYPRUS				
251 Pulp And Waste Paper	478 940	5 697 140	92 675	1 133 130
287 Ores And Concentrates Of Basemetals	0	336 000	0	391 946
745 Other Non-electical Machinery, Tools, And Mechanical Apparatus	0	3 312	0	95 727
098 Edible Products And Preparations	0	24 960	0	66 768
273 Stone, Sand And Gravel	0	306 123	0	62 385
LAINNYA	46 418	86 646	63 186	220 189
SUB TOTAL	525 358	6 454 181	155 861	1 970 145

**I.6 IMPOR KOMODITI MENURUT NEGARA ASAL / IMPORT BY COUNTRY OF ORIGIN
DAN LIMA GOLONGAN BARANG (SITC) UTAMA / AND FIVE MAJOR SITC COMMODITY GROUP
*** SEPTEMBER/SEPTEMBER 2014 *****

Negara Asal/SITC/Uraian Golongan Barang <i>Country of Origin/SITC/group Description</i>	Berat Bersih / <i>Net Weight (Kg)</i>		Nilai CIF / <i>CIF Value (US\$)</i>	
	Bulan ini <i>Current month</i>	Kumulatif <i>Cum. Jan to date</i>	Bulan ini <i>Current month</i>	Kumulatif <i>Cum. Jan to date</i>
OTHER WEST ASIA				
061 Sugar, Molasses, And Honey	0	40 000	0	64 800
881 Photographic Apparatus And Equipments	0	45	0	16 043
771 Electric Power Machinery And Parts	0	8	0	10 034
764 Telecommunication Equipments And Parts	0	22	0	3 402
743 Pumps, Compressors, Fans, Blowers, Centrifuges, And Parts	0	5	0	2 709
LAINNYA	0	7	0	2 319
SUB TOTAL	0	40 087	0	99 307
EGYPT				
562 Fertilizers, Manufactured	58 924 595	522 514 369	4 835 560	43 048 202
272 Fertilizers, Crude	84 300 000	291 550 000	9 918 148	34 672 751
061 Sugar, Molasses, And Honey	0	53 546 102	0	14 359 682
057 Fruit And Nut; Fresh Or Dried	0	14 988 262	0	13 927 724
054 Vegetables, Fresh, Chilled, Frozen Or Simply Preserved	27 500	8 020 000	16 225	4 486 200
LAINNYA	625 692	6 920 570	1 646 999	8 176 324
SUB TOTAL	143 877 787	897 539 303	16 416 932	118 670 883
LIBYAN ARAB JAMAHIRIYA				
728 Other Machines And Equipment Specialized For Particular Industry	0	18	0	7 580
748 Transmission Shafts And Cranks	0	86	0	3 291
699 Manufactures Of Base Metals	0	2	0	1 611
694 Nails, Screws, Nuts, Bolts, Rivets Of Iron/steel Or Copper	32	32	1 596	1 596
629 Articles Of Rubbers	0	1	0	311
LAINNYA	0	3	0	257
SUB TOTAL	32	142	1 596	14 646
MOROCCO				
522 Inorganic Chemical Elements, Oxides And Halogen Salts	0	76 934 149	0	54 139 504
272 Fertilizers, Crude	43 560 000	209 305 800	6 316 200	30 682 773
842 Women's Coats/Jacket, Not Knitted	16 684	154 160	1 028 975	9 777 099
845 Articles Of Apparel	5 111	31 761	273 665	1 759 909
841 Men's Coats/jackets, Not Knitted	3 340	28 680	191 041	1 721 658
LAINNYA	522 114	2 279 095	380 475	4 022 500
SUB TOTAL	44 107 249	288 733 645	8 190 356	102 103 443
TUNISIA				
057 Fruit And Nut; Fresh Or Dried	0	3 361 745	0	10 920 144
523 Metallicsalts And Peroxysalts	1 014 000	7 030 000	605 020	3 991 422
772 Electrical Apparatus For Making And Breaking Electrical Circuits	7 603	42 704	262 506	1 192 301
842 Women's Coats/Jacket, Not Knitted	399	6 159	21 664	410 049
741 Heating And Cooling Equipments And Parts	0	17 689	0	311 324
LAINNYA	3 200	1 270 306	112 013	1 404 267
SUB TOTAL	1 025 202	11 728 603	1 001 203	18 229 507
ALGERIA				
333 Petroleum Oil, Crude	0	333 220 260	0	298 422 103
251 Pulp And Waste Paper	175 320	4 447 520	36 817	918 508
057 Fruit And Nut; Fresh Or Dried	0	25 400	0	59 844
533 Pigments, Paints, Varnishes, And Related Materials	1	1	1 500	1 500
748 Transmission Shafts And Cranks	0	3	0	178
LAINNYA	0	1	0	8
SUB TOTAL	175 321	337 693 185	38 317	299 402 141
SUDAN				
222 Oil Seeds Use For Extraction Ofsoft Fixed Vegetable Oils	0	370 000	0	274 750
263 Cotton	0	56 561	0	104 955
273 Stone, Sand And Gravel	0	13 103	0	57 994
516 Other Organic Chemicals	0	18 800	0	31 772
247 Wood In The Rough Or Roughly Squared	44 999	44 999	26 617	26 617
LAINNYA	0	763	0	3 815
SUB TOTAL	44 999	504 226	26 617	499 903

**I.6 IMPOR KOMODITI MENURUT NEGARA ASAL / IMPORT BY COUNTRY OF ORIGIN
DAN LIMA GOLONGAN BARANG (SITC) UTAMA / AND FIVE MAJOR SITC COMMODITY GROUP
*** SEPTEMBER/SEPTEMBER 2014 *****

Negara Asal/SITC/Uraian Golongan Barang <i>Country of Origin/SITC/group Description</i>	Berat Bersih / <i>Net Weight (Kg)</i>		Nilai CIF / <i>CIF Value (US\$)</i>	
	Bulan ini <i>Current month</i>	Kumulatif <i>Cum. Jan to date</i>	Bulan ini <i>Current month</i>	Kumulatif <i>Cum. Jan to date</i>
ERITREA				
675 Flat Rolled Products And Alloy Steels	0	112	0	8 485
778 Electrical Machinery And Apparatus	0	672	0	7 140
749 Non-electric Parts And Accessories Of Machineries	0	3	0	52
SUB TOTAL	0	787	0	15 677
LESOTHO				
841 Men's Coats/jackets, Not Knitted	10 723	57 259	148 829	798 244
728 Other Machines And Equipment Specialized For Particular Industry	1	1	8	8
SUB TOTAL	10 724	57 260	148 837	798 252
NAMIBIA				
036 Crustaceans, Molluscs, And Aquatic Invertebrates	20 070	55 053	149 441	415 738
273 Stone, Sand And Gravel	0	377 250	0	109 403
723 Civil Engineering And Contractor Plants And Equipments/parts	0	2 093	0	91 890
057 Fruit And Nut; Fresh Or Dried	0	32 400	0	69 358
641 Papers And Paperboards	0	19	0	1 720
LAINNYA	0	9	0	927
SUB TOTAL	20 070	466 824	149 441	689 036
WESTERN SAHARA				
723 Civil Engineering And Contractor Plants And Equipments/parts	0	8	0	2 184
SUB TOTAL	0	8	0	2 184
ETHIOPIA				
054 Vegetables, Fresh, Chilled, Frozen Or Simply Preserved	3 054 000	19 523 000	2 417 411	15 617 945
222 Oil Seeds Use For Extraction Ofsoft Fixed Vegetable Oils	0	4 525 396	0	2 405 698
611 Leathers	5 906	28 220	310 785	1 529 150
075 Spices	85 000	809 020	74 000	661 025
071 Coffee And Coffee Substitutes	0	8 513	0	27 157
LAINNYA	0	326	0	1 359
SUB TOTAL	3 144 906	24 894 475	2 802 196	20 242 334
TANZANIA, UNITED REP. OF				
263 Cotton	193 895	3 011 680	327 011	5 921 089
121 Tobacco, Unmanufactured And Refused	3 800	488 271	29 792	3 296 983
682 Copper	0	449 403	0	3 072 095
222 Oil Seeds Use For Extraction Ofsoft Fixed Vegetable Oils	159 942	1 991 144	60 778	1 075 540
072 Cocoa	195 170	195 170	637 975	637 975
LAINNYA	42 693	287 591	78 431	504 170
SUB TOTAL	595 500	6 423 259	1 133 987	14 507 852
MADAGASCAR				
551 Essential Oils, Perfumes, And Flavour Materials	0	160 009	0	2 306 435
263 Cotton	0	432 999	0	853 415
562 Fertilizers, Manufactured	2 608 140	5 253 900	331 234	683 437
075 Spices	0	11 500	0	663 800
841 Men's Coats/jackets, Not Knitted	1 524	9 372	52 941	310 528
LAINNYA	51 145	599 979	74 417	493 908
SUB TOTAL	2 660 809	6 467 759	458 592	5 311 523
SOMALIA				
759 Parts And Accessories For Machine Of Heading 751 Or 752	0	333	0	75 922
846 Clothing Accessories Of Textiles Fabrics	0	38	0	750
773 Equipment For Distributing Electricity	0	275	0	5
723 Civil Engineering And Contractor Plants And Equipments/parts	0	56	0	2
695 Tools For Used In The Hand Or In Machines	0	14	0	1
SUB TOTAL	0	716	0	76 680

**I.6 IMPOR KOMODITI MENURUT NEGARA ASAL / IMPORT BY COUNTRY OF ORIGIN
DAN LIMA GOLONGAN BARANG (SITC) UTAMA / AND FIVE MAJOR SITC COMMODITY GROUP
*** SEPTEMBER/SEPTEMBER 2014 *****

Negara Asal/SITC/Uraian Golongan Barang <i>Country of Origin/SITC/group Description</i>	Berat Bersih / <i>Net Weight (Kg)</i>		Nilai CIF / <i>CIF Value (US\$)</i>	
	Bulan ini <i>Current month</i>	Kumulatif <i>Cum. Jan to date</i>	Bulan ini <i>Current month</i>	Kumulatif <i>Cum. Jan to date</i>
KENYA				
074 Tea And Mate	160 481	1 548 015	402 137	3 729 140
523 Metallicsalts And Peroxysalts	1 745 933	7 157 215	384 105	1 494 240
611 Leathers	18 310	146 939	178 867	1 323 226
655 Vegetable Textile Fibres,raw Or Processed;waste Of These Fibres	0	252 000	0	364 140
054 Vegetables, Fresh, Chilled, Frozen Or Simply Preserved	0	42 350	0	29 645
LAINNYA	100	9 133	9 107	43 541
SUB TOTAL	1 924 824	9 155 652	974 216	6 983 932
REUNION				
251 Pulp And Waste Paper	0	7 346 852	0	1 360 861
657 Special Yarns, textile Fabrics	0	892	0	95 401
748 Transmission Shafts And Cranks	0	686	0	90 048
579 Waste And Scrap Of Plastics	0	281 460	0	59 107
533 Pigments, Paints, Varnishes, And Related Materials	0	2 177	0	36 773
LAINNYA	845	21 791	31 918	108 288
SUB TOTAL	845	7 653 858	31 918	1 750 478
MOZAMBIQUE				
222 Oil Seeds Use For Extraction Ofsoft Fixed Vegetable Oils	1 496 000	7 735 531	1 588 500	8 090 732
263 Cotton	684 316	4 352 076	966 205	7 879 273
282 Waste And Scrap Metal Of Iron/steel	0	8 513 000	0	3 107 245
121 Tobacco, Unmanufactured And Refused	0	231 073	0	1 595 283
265 Vegetable Textile Fibres,raw Or Processed;waste Of These Fibres	0	112 140	0	148 296
LAINNYA	23	37 375	7 848	103 405
SUB TOTAL	2 180 339	20 981 195	2 562 553	20 924 234
BOTSWANA				
658 Made-up Articles, Wholly/chiefly Of Textile Materials	0	80	0	2 299
655 Knitted Or Crocheted Fabrics	0	115	0	116
656 Tulle,lace,embroidery,ribbons,trimmings And Other Small Wares	0	18	0	100
892 Printed Matter	0	13	0	69
651 Textile Yarns	0	1	0	1
SUB TOTAL	0	227	0	2 585
EQUATORIAL GUINEA				
694 Nails, Screws, Nuts, Bolts, Rivets Of Iron/steel Or Copper	0	1	0	6
SUB TOTAL	0	1	0	6
TOGO				
263 Cotton	846 334	3 964 352	1 626 146	7 865 577
282 Waste And Scrap Metal Of Iron/steel	0	2 423 940	0	894 565
072 Cocoa	195 800	195 800	661 217	661 217
893 Article Of Plastics	0	1	0	8
SUB TOTAL	1 042 134	6 584 093	2 287 363	9 421 367
GHANA				
072 Cocoa	25 195	8 589 867	84 161	26 230 194
288 Non-ferrous Base Metal Waste And Scraps	49 660	137 670	76 973	214 598
685 Lead	0	98 520	0	199 010
634 Veneers,plywood,improved/reconstituted Wood Worked	602	16 922	9 815	133 351
641 Papers And Paperboards	0	2 600	0	25 706
LAINNYA	1	82	852	7 301
SUB TOTAL	75 458	8 845 661	171 801	26 810 160
LIBERIA				
652 Cotton Fabrics, Woven	233	8 433	2 287	81 052
728 Other Machines And Equipment Specialized For Particular Industry	0	1 420	0	10 753
291 Crude Animal Materials	0	48	0	7 728

**I.6 IMPOR KOMODITI MENURUT NEGARA ASAL / IMPORT BY COUNTRY OF ORIGIN
DAN LIMA GOLONGAN BARANG (SITC) UTAMA / AND FIVE MAJOR SITC COMMODITY GROUP
*** SEPTEMBER/SEPTEMBER 2014 *****

Negara Asal/SITC/Uraian Golongan Barang <i>Country of Origin/SITC/group Description</i>	Berat Bersih / <i>Net Weight (Kg)</i>		Nilai CIF / <i>CIF Value (US\$)</i>	
	Bulan ini <i>Current month</i>	Kumulatif <i>Cum. Jan to date</i>	Bulan ini <i>Current month</i>	Kumulatif <i>Cum. Jan to date</i>
574 Poliacetals And Polycarbons In Primary Forms	0	760	0	6 928
656 Tulle,lace,embroidery,ribbons,trimmings And Other Small Wares	0	5	0	129
LAINNYA	0	5	0	33
SUB TOTAL	233	10 671	2 287	106 623
GUINEA				
263 Cotton	0	273 669	0	543 003
743 Pumps, Compressors, Fans, Blowers, Centrifuges, And Parts	0	11 291	0	135 000
752 Automatic Data Processing Machines And Their Units	0	6	0	3 263
786 Trailers And Other Vehicles, Not Motorized	0	209	0	2 500
SUB TOTAL	0	285 175	0	683 766
ANGOLA				
333 Petroleum Oil, Crude	0	254 622 360	0	205 874 808
679 Tubes, Pipes, Hollow Profile, Pipe Fitting Of Iron/steel	909 187	909 187	1 572 072	1 572 072
693 Wire Products And Fencing Grills	266 527	266 527	460 852	460 852
684 Alumunium	0	215 630	0	412 834
699 Manufactures Of Base Metals	96 997	97 022	169 696	173 116
LAINNYA	164 240	164 313	290 688	313 011
SUB TOTAL	1 436 951	256 275 039	2 493 308	208 806 693
CONGO				
248 Wood,simply Worked And Railway Sleeper Of Wood	33 176	660 398	24 043	515 186
629 Articles Of Rubbers	25	35	43 906	45 110
772 Electrical Apparatus For Making And Breaking Electrical Circuits	0	29	0	32 632
553 Perfumery, Cosmetics, And Toilet Preparations	0	80	0	27 416
728 Other Machines And Equipment Specialized For Particular Industry	3	3	4 742	4 742
LAINNYA	0	12	0	678
SUB TOTAL	33 204	660 557	72 691	625 764
CAMEROON				
263 Cotton	3 503 582	7 862 337	6 788 638	15 064 215
072 Cocoa	1 543 097	4 462 335	5 217 798	12 485 722
248 Wood,simply Worked And Railway Sleeper Of Wood	495 405	2 420 334	310 558	1 803 347
685 Lead	0	94 000	0	187 060
659 Floor Coverings	0	9 391	0	65 106
LAINNYA	22 382	109 155	30 697	134 434
SUB TOTAL	5 564 466	14 957 552	12 347 691	29 739 884
NIGERIA				
333 Petroleum Oil, Crude	126 943 000	2 845 646 000	99 777 510	2 402 026 544
342 Liquefied Propane And Butane	0	91 075 000	0	87 128 138
072 Cocoa	1 958 086	3 348 923	6 605 013	9 127 481
263 Cotton	0	2 198 532	0	3 340 448
611 Leathers	21 309	152 209	207 825	1 471 916
LAINNYA	151 496	570 896	579 128	2 008 736
SUB TOTAL	129 073 891	2 942 991 560	107 169 476	2 505 103 263
SIERRA LEONE				
759 Parts And Accessories For Machine Of Heading 751 Or 752	118	2 155	9 486	164 552
772 Electrical Apparatus For Making And Breaking Electrical Circuits	3	354	169	65 870
598 Miscellaneous Chemical Products	6	1 104	339	49 748
742 Pumps For Liquid And Parts	0	94	0	5 008
761 Television Receivers	0	28	0	3 241
LAINNYA	6	234	534	7 474
SUB TOTAL	133	3 969	10 528	295 893
GABON				
684 Alumunium	70 380	70 380	135 482	135 482
873 Meters And Counters	0	2 010	0	72 976
248 Wood,simply Worked And Railway Sleeper Of Wood	0	122 513	0	72 911

**I.6 IMPOR KOMODITI MENURUT NEGARA ASAL / IMPORT BY COUNTRY OF ORIGIN
DAN LIMA GOLONGAN BARANG (SITC) UTAMA / AND FIVE MAJOR SITC COMMODITY GROUP
*** SEPTEMBER/SEPTEMBER 2014 *****

Negara Asal/SITC/Uraian Golongan Barang <i>Country of Origin/SITC/group Description</i>	Berat Bersih / <i>Net Weight (Kg)</i>		Nilai CIF / <i>CIF Value (US\$)</i>	
	Bulan ini <i>Current month</i>	Kumulatif <i>Cum. Jan to date</i>	Bulan ini <i>Current month</i>	Kumulatif <i>Cum. Jan to date</i>
718 Other Power Generating Machines And Parts	0	100	0	14 526
694 Nails, Screws, Nuts, Bolts, Rivets Of Iron/steel Or Copper	0	56	0	7 581
LAINNYA	112	366	2 478	16 108
SUB TOTAL	70 492	195 425	137 960	319 584
COTE D'IVOIRE				
072 Cocoa	9 059 970	31 082 005	29 617 950	95 899 655
263 Cotton	4 992 854	22 741 501	10 011 796	45 986 092
248 Wood, simply Worked And Railway Sleeper Of Wood	0	153 989	0	179 634
057 Fruit And Nut; Fresh Or Dried	0	34 920	0	36 666
292 Crude Vegetable Materials	0	8 960	0	14 336
LAINNYA	0	403	0	11 031
SUB TOTAL	14 052 824	54 021 778	39 629 746	142 127 414
SENEGAL				
263 Cotton	0	1 637 057	0	3 287 736
282 Waste And Scrap Metal Of Iron/steel	0	1 071 620	0	409 946
411 Animal Oils And Fats	44 580	44 580	63 304	63 304
723 Civil Engineering And Contractor Plants And Equipments/parts	0	110	0	20 790
664 Glass	0	1 048	0	9 838
LAINNYA	0	360	0	16 796
SUB TOTAL	44 580	2 754 775	63 304	3 808 410
MAURITANIA				
081 Feeding Stuff For Animals	200 000	200 000	323 100	323 100
845 Articles Of Apparel	0	177	0	5 441
554 Soap, cleansing And Polishing Preparations	0	1	0	2
SUB TOTAL	200 000	200 178	323 100	328 543
MALI				
263 Cotton	2 063 409	25 734 004	4 213 229	52 776 915
098 Edible Products And Preparations	0	14 520	0	183 482
772 Electrical Apparatus For Making And Breaking Electrical Circuits	0	308	0	15 367
776 Thermionic, Cold Cathode, And Photo Cathode Valves/tubes	0	121	0	5 274
694 Nails, Screws, Nuts, Bolts, Rivets Of Iron/steel Or Copper	0	101	0	3 492
LAINNYA	0	757	0	11 636
SUB TOTAL	2 063 409	25 749 811	4 213 229	52 996 166
BENIN				
263 Cotton	4 749 061	12 066 476	9 080 037	24 126 288
288 Non-ferrous Base Metal Waste And Scraps	0	81 220	0	128 328
SUB TOTAL	4 749 061	12 147 696	9 080 037	24 254 616
BURKINA FASO				
263 Cotton	3 849 394	28 506 712	7 196 099	56 282 405
SUB TOTAL	3 849 394	28 506 712	7 196 099	56 282 405
GUINEA BISSAU				
695 Tools For Used In The Hand Or In Machines	0	450	0	36 202
772 Electrical Apparatus For Making And Breaking Electrical Circuits	0	73	0	18 980
718 Other Power Generating Machines And Parts	0	69	0	7 368
SUB TOTAL	0	592	0	62 550
GAMBIA				
874 Measuring, Checking, Analysing, And Controlling Instrument And Ap	0	381	0	11 762
743 Pumps, Compressors, Fans, Blowers, Centrifuges, And Parts	1	169	62	2 555
SUB TOTAL	1	550	62	14 317

**I.6 IMPOR KOMODITI MENURUT NEGARA ASAL / IMPORT BY COUNTRY OF ORIGIN
DAN LIMA GOLONGAN BARANG (SITC) UTAMA / AND FIVE MAJOR SITC COMMODITY GROUP
*** SEPTEMBER/SEPTEMBER 2014 *****

Negara Asal/SITC/Uraian Golongan Barang <i>Country of Origin/SITC/group Description</i>	Berat Bersih / <i>Net Weight (Kg)</i>		Nilai CIF / <i>CIF Value (US\$)</i>	
	Bulan ini <i>Current month</i>	Kumulatif <i>Cum. Jan to date</i>	Bulan ini <i>Current month</i>	Kumulatif <i>Cum. Jan to date</i>
U.S. VIRGIN ISLANDS				
655 Knitted Or Crocheted Fabrics	7 571	7 571	54 323	54 323
773 Equipment For Distributing Electricity	0	11	0	652
759 Parts And Accessories For Machine Of Heading 751 Or 752	0	6	0	601
SUB TOTAL	7 571	7 588	54 323	55 576
SEYCHELLES				
678 Wire Of Iron/steel	92 716	145 336	289 887	481 009
694 Nails, Screws, Nuts, Bolts, Rivets Of Iron/steel Or Copper	14	150 842	409	422 573
749 Non-electric Parts And Accessories Of Machineries	18 094	18 094	267 505	267 505
034 Fish, Fresh, Chilled Or Frozen	0	127 413	0	158 847
232 Synthetic Rubber Latex, Synthetic/reclaimed Rubber	0	50 400	0	105 504
LAINNYA	0	4 479	0	57 551
SUB TOTAL	110 824	496 564	557 801	1 492 989
UGANDA				
263 Cotton	0	3 972 657	0	7 917 043
611 Leathers	13 460	127 601	140 812	1 142 835
121 Tobacco, Unmanufactured And Refused	0	132 080	0	745 794
072 Cocoa	165 180	165 180	526 842	526 842
054 Vegetables, Fresh, Chilled, Frozen Or Simply Preserved	0	92 075	0	64 453
LAINNYA	77	45 079	1 530	31 523
SUB TOTAL	178 717	4 534 672	669 184	10 428 490
CENTRAL AFRICAN REPUBLIC				
263 Cotton	603 591	6 550 113	1 216 643	13 586 024
248 Wood, simply Worked And Railway Sleeper Of Wood	0	42 067	0	43 658
679 Tubes, Pipes, Hollow Profile, Pipe Fitting Of Iron/steel	0	158	0	868
892 Printed Matter	0	2	0	44
SUB TOTAL	603 591	6 592 340	1 216 643	13 630 594
NIGER				
718 Other Power Generating Machines And Parts	0	8 582	0	20 360
778 Electrical Machinery And Apparatus	0	8 099	0	19 235
773 Equipment For Distributing Electricity	0	7 983	0	18 860
634 Veneers, plywood, improved/reconstituted Wood Worked	0	26 507	0	17 524
744 Mechanical Handling Equipments And Parts	0	5 754	0	13 594
LAINNYA	0	20 706	0	76 900
SUB TOTAL	0	77 631	0	166 473
CHAD				
263 Cotton	699 779	3 072 122	1 450 183	6 145 023
292 Crude Vegetable Materials	1 000	4 000	2 900	11 600
SUB TOTAL	700 779	3 076 122	1 453 083	6 156 623
DJIBOUTI				
222 Oil Seeds Use For Extraction Of soft Fixed Vegetable Oils	0	440 000	0	209 000
054 Vegetables, Fresh, Chilled, Frozen Or Simply Preserved	0	72 000	0	54 720
SUB TOTAL	0	512 000	0	263 720
SAINT HELENA				
812 Sanitary, Plumbing, Heating, And Lighting Fixtures/fittings	0	105	0	6 514
629 Articles Of Rubbers	0	7	0	4 866
574 Poliacetals And Polycarbons In Primary Forms	0	1 000	0	2 533
723 Civil Engineering And Contractor Plants And Equipments/parts	0	74	0	2 001
598 Miscellaneous Chemical Products	0	35	0	1 730
LAINNYA	0	127	0	2 507
SUB TOTAL	0	1 348	0	20 151

**I.6 IMPOR KOMODITI MENURUT NEGARA ASAL / IMPORT BY COUNTRY OF ORIGIN
DAN LIMA GOLONGAN BARANG (SITC) UTAMA / AND FIVE MAJOR SITC COMMODITY GROUP
*** SEPTEMBER/SEPTEMBER 2014 *****

Negara Asal/SITC/Uraian Golongan Barang <i>Country of Origin/SITC/group Description</i>	Berat Bersih / <i>Net Weight (Kg)</i>		Nilai CIF / <i>CIF Value (US\$)</i>	
	Bulan ini <i>Current month</i>	Kumulatif <i>Cum. Jan to date</i>	Bulan ini <i>Current month</i>	Kumulatif <i>Cum. Jan to date</i>
SAO TOME AND PRINCIPE				
728 Other Machines And Equipment Specialized For Particular Industry	0	1	0	8 514
759 Parts And Accessories For Machine Of Heading 751 Or 752	0	40	0	5 079
718 Other Power Generating Machines And Parts	0	177	0	3 532
531 Synthetic Organic; Colouring Matter	0	94	0	1 702
694 Nails, Screws, Nuts, Bolts, Rivets Of Iron/steel Or Copper	0	7	0	630
LAINNYA	0	39	0	885
SUB TOTAL	0	358	0	20 342
SWAZILAND				
629 Articles Of Rubbers	0	10 777	0	330 166
764 Telecommunication Equipments And Parts	1 382	3 591	67 197	181 256
771 Electric Power Machinery And Parts	0	3 074	0	172 768
899 Other Miscellaneous Manufactured Articles	0	94	0	150 421
728 Other Machines And Equipment Specialized For Particular Industry	0	443	0	133 785
LAINNYA	20 682	69 624	54 111	1 093 382
SUB TOTAL	22 064	87 603	121 308	2 061 778
SOUTH AFRICA				
251 Pulp And Waste Paper	23 274 050	149 371 437	20 105 272	126 107 063
282 Waste And Scrap Metal Of Iron/steel	12 343 960	158 776 911	4 629 761	59 461 951
061 Sugar, Molasses, And Honey	0	82 560 000	0	36 117 068
522 Inorganic Chemical Elements, Oxides And Halogen Salts	10 182 641	45 600 655	8 283 020	33 980 641
263 Cotton	2 164 803	8 256 193	4 269 242	16 658 615
LAINNYA	8 456 232	91 441 151	15 466 197	95 053 202
SUB TOTAL	56 421 686	536 006 347	52 753 492	367 378 540
ZIMBABWE				
121 Tobacco, Unmanufactured And Refused	118 800	1 671 030	635 382	8 848 317
263 Cotton	25 274	732 080	52 845	1 482 454
728 Other Machines And Equipment Specialized For Particular Industry	0	1 920	0	21 765
629 Articles Of Rubbers	1	1	47	47
SUB TOTAL	144 075	2 405 031	688 274	10 352 583
ZAMBIA				
263 Cotton	1 961 442	5 149 842	4 074 279	10 174 610
682 Copper	0	99 920	0	694 554
121 Tobacco, Unmanufactured And Refused	0	4 472	0	30 457
SUB TOTAL	1 961 442	5 254 234	4 074 279	10 899 621
MALAWI				
121 Tobacco, Unmanufactured And Refused	39 476	563 874	234 906	3 677 353
263 Cotton	258 918	515 351	502 319	1 021 343
074 Tea And Mate	23 721	140 205	40 090	238 128
075 Spices	0	67 975	0	86 259
874 Measuring, Checking, Analysing, And Controlling Instrument And Ap	0	4	0	4
SUB TOTAL	322 115	1 287 409	777 315	5 023 087
COMOROS				
581 Tubes, Pipes, And Hoses Of Plastics	0	587	0	6 963
SUB TOTAL	0	587	0	6 963
BURUNDI				
263 Cotton	0	20 468	0	39 258
694 Nails, Screws, Nuts, Bolts, Rivets Of Iron/steel Or Copper	0	94	0	5 008
695 Tools For Used In The Hand Or In Machines	0	62	0	1 126
SUB TOTAL	0	20 624	0	45 392
MAURITIUS				
776 Thermionic, Cold Cathode, And Photo Cathode Valves/tubes	71	1 186	59 644	995 178
335 Residual Petroleum Products, And Related Materials	0	228 500	0	846 075

**I.6 IMPOR KOMODITI MENURUT NEGARA ASAL / IMPORT BY COUNTRY OF ORIGIN
DAN LIMA GOLONGAN BARANG (SITC) UTAMA / AND FIVE MAJOR SITC COMMODITY GROUP
*** SEPTEMBER/SEPTEMBER 2014 *****

Negara Asal/SITC/Uraian Golongan Barang <i>Country of Origin/SITC/group Description</i>	Berat Bersih / <i>Net Weight (Kg)</i>		Nilai CIF / <i>CIF Value (US\$)</i>	
	Bulan ini <i>Current month</i>	Kumulatif <i>Cum. Jan to date</i>	Bulan ini <i>Current month</i>	Kumulatif <i>Cum. Jan to date</i>
845 Articles Of Apparel	1 528	13 426	68 385	644 654
282 Waste And Scrap Metal Of Iron/steel	0	757 475	0	285 336
844 Women's Coats/Jackets, Knitted	129	3 028	4 935	152 828
LAINNYA	124 162	247 384	145 199	407 941
SUB TOTAL	125 890	1 250 999	278 163	3 332 012
RWANDA				
899 Other Miscellaneous Manufactured Articles	0	182	0	1 115
893 Article Of Plastics	0	14	0	227
759 Parts And Accessories For Machine Of Heading 751 Or 752	0	1	0	4
SUB TOTAL	0	197	0	1 346
ZAIRE				
333 Petroleum Oil, Crude	48 640 718	48 640 718	38 560 069	38 560 069
SUB TOTAL	48 640 718	48 640 718	38 560 069	38 560 069
VIRGIN ISLANDS (BRITISH)				
682 Copper	0	315 325	0	1 432 797
641 Papers And Paperboards	153 350	430 400	132 392	345 245
231 Natural Rubber Latex;natural Rubber And Similar Natural Gums	56 700	114 300	109 431	231 255
232 Synthetic Rubber Latex, Synthetic/reclaimed Rubber	39 060	39 060	77 112	77 112
582 Plates, Sheets, And Film Of Plastics	5 045	6 104	55 539	65 438
LAINNYA	5 009	36 302	51 655	197 451
SUB TOTAL	259 164	941 491	426 129	2 349 298
OTHER AFRICA				
772 Electrical Apparatus For Making And Breaking Electrical Circuits	56	56	9 034	9 034
SUB TOTAL	56	56	9 034	9 034
AUSTRALIA				
041 Wheat And Meslin, Unmilled	278 228 458	3 087 602 914	90 965 584	992 109 584
001 Live Animals Other Than Fish	20 779 196	175 030 925	53 697 769	479 948 740
061 Sugar, Molasses, And Honey	133 640 037	695 884 077	58 626 788	313 776 147
011 Meat Of Bovine Animals Fresh, Chilled Or Frozen	4 639 854	42 849 764	19 715 021	194 055 486
321 Coals, Pulverized Or Not	218 886 000	1 353 878 144	27 050 062	184 392 331
LAINNYA	930 363 150	4 795 046 349	289 355 886	2 049 157 613
SUB TOTAL	1 586 536 695	10 150 292 173	539 411 110	4 213 439 901
NEW ZEALAND				
022 Milk,cream, And Milk Products Other Than Butter Or Cheese	5 730 617	44 094 183	24 116 488	211 970 211
251 Pulp And Waste Paper	24 090 304	195 566 925	8 454 375	79 243 877
011 Meat Of Bovine Animals Fresh, Chilled Or Frozen	677 530	12 627 440	2 941 557	60 894 138
023 Butter And Other Fats From Milk	1 681 122	11 738 906	7 005 954	55 527 316
081 Feeding Stuff For Animals	5 881 492	62 665 038	4 013 118	40 922 012
LAINNYA	19 427 677	150 771 760	23 716 101	216 783 195
SUB TOTAL	57 488 742	477 464 252	70 247 593	665 340 749
MICRONESIA, FED. STATES OF				
292 Crude Vegetable Materials	176	1 181	808	5 012
057 Fruit And Nut; Fresh Or Dried	1	5	3	15
SUB TOTAL	177	1 186	811	5 027
GUAM				
716 Rotating Electric Plants And Parts	0	42	0	15 188
SUB TOTAL	0	42	0	15 188
NAURU				
692 Metal Containers For Storage And Transportations	0	11 396	0	44 382
679 Tubes, Pipes, Hollow Profile, Pipe Fitting Of Iron/steel	0	320	0	8 099

**I.6 IMPOR KOMODITI MENURUT NEGARA ASAL / IMPORT BY COUNTRY OF ORIGIN
DAN LIMA GOLONGAN BARANG (SITC) UTAMA / AND FIVE MAJOR SITC COMMODITY GROUP
*** SEPTEMBER/SEPTEMBER 2014 *****

Negara Asal/SITC/Uraian Golongan Barang <i>Country of Origin/SITC/group Description</i>	Berat Bersih / <i>Net Weight (Kg)</i>		Nilai CIF / <i>CIF Value (US\$)</i>	
	Bulan ini <i>Current month</i>	Kumulatif <i>Cum. Jan to date</i>	Bulan ini <i>Current month</i>	Kumulatif <i>Cum. Jan to date</i>
772 Electrical Apparatus For Making And Breaking Electrical Circuits	0	10	0	6 313
721 Agricultural Machinery And Parts	0	15	0	2 573
629 Articles Of Rubbers	0	615	0	2 394
LAINNYA	0	264	0	2 592
SUB TOTAL	0	12 620	0	66 353
NEW CALEDONIA				
282 Waste And Scrap Metal Of Iron/steel	224 360	898 540	80 770	316 733
778 Electrical Machinery And Apparatus	0	12 916	0	64 943
746 Ball Or Roller Bearings	0	4 167	0	20 953
874 Measuring, Checking, Analysing, And Controlling Instrument And Ap	199	199	5 402	5 402
687 Tin	281	281	4 841	4 841
LAINNYA	0	171	0	366
SUB TOTAL	224 840	916 274	91 013	413 238
NIUE				
694 Nails, Screws, Nuts, Bolts, Rivets Of Iron/steel Or Copper	0	115	0	3 977
SUB TOTAL	0	115	0	3 977
VANUATU				
223 Oil Seeds Use For Extraction Of Other Fixed Vegetable Oils	0	237 950	0	114 988
721 Agricultural Machinery And Parts	0	4	0	6 452
625 Rubber Tyre, tyre Cases, tyre Treads, inner Tubes, And Tyre Flaps	0	25	0	3 394
SUB TOTAL	0	237 979	0	124 834
OTH.OCEANIA				
772 Electrical Apparatus For Making And Breaking Electrical Circuits	168	168	27 102	27 102
SUB TOTAL	168	168	27 102	27 102
AMERICAN SAMOA				
263 Cotton	514 176	2 954 177	1 070 436	6 298 609
792 Aircraft And Associated Equipments And Parts	0	1 670	0	1 175 000
747 Taps, Cocks, And Valves For Pipes	37 260	37 488	673 620	708 904
718 Other Power Generating Machines And Parts	0	3 539	0	475 042
081 Feeding Stuff For Animals	101 920	403 656	116 189	451 088
LAINNYA	6 726	128 491	95 218	972 056
SUB TOTAL	660 082	3 529 021	1 955 463	10 080 699
COOK ISLANDS				
034 Fish, Fresh, Chilled Or Frozen	0	43 621	0	288 405
749 Non-electric Parts And Accessories Of Machineries	0	11	0	1 730
713 Internal Combustion Piston Engines And Parts	0	69	0	1 327
748 Transmission Shafts And Cranks	0	11	0	780
694 Nails, Screws, Nuts, Bolts, Rivets Of Iron/steel Or Copper	1	1	3	3
SUB TOTAL	1	43 713	3	292 245
FIJI				
282 Waste And Scrap Metal Of Iron/steel	305 840	2 323 340	107 652	822 120
034 Fish, Fresh, Chilled Or Frozen	0	71 291	0	484 779
111 Non-alcoholic Beverages, Nes	56 788	390 696	53 250	377 535
081 Feeding Stuff For Animals	81 620	386 575	67 745	347 698
685 Lead	0	43 870	0	93 882
LAINNYA	0	208 093	0	45 675
SUB TOTAL	444 248	3 423 865	228 647	2 171 689
KIRIBATI				
716 Rotating Electric Plants And Parts	0	673	0	3 457
742 Pumps For Liquid And Parts	0	29	0	2
773 Equipment For Distributing Electricity	0	4	0	2
743 Pumps, Compressors, Fans, Blowers, Centrifuges, And Parts	0	55	0	1
SUB TOTAL	0	761	0	3 462

**I.6 IMPOR KOMODITI MENURUT NEGARA ASAL / IMPORT BY COUNTRY OF ORIGIN
DAN LIMA GOLONGAN BARANG (SITC) UTAMA / AND FIVE MAJOR SITC COMMODITY GROUP
*** SEPTEMBER/SEPTEMBER 2014 *****

Negara Asal/SITC/Uraian Golongan Barang <i>Country of Origin/SITC/group Description</i>	Berat Bersih / <i>Net Weight (Kg)</i>		Nilai CIF / <i>CIF Value (US\$)</i>	
	Bulan ini <i>Current month</i>	Kumulatif <i>Cum. Jan to date</i>	Bulan ini <i>Current month</i>	Kumulatif <i>Cum. Jan to date</i>
MARSHALL ISLANDS				
793 Ships, Boats, And Floating Structures	0	1 122 000	0	2 873 276
724 Textile/leather Machinery And Parts	0	9 720	0	63 117
598 Miscellaneous Chemical Products	0	5 000	0	15 153
574 Poliacetals And Polycarbons In Primary Forms	0	258	0	6 422
655 Knitted Or Crocheted Fabrics	0	108	0	3 154
SUB TOTAL	0	1 137 086	0	2 961 122
SAMOA				
764 Telecommunication Equipments And Parts	0	3 705	0	839 028
232 Synthetic Rubber Latex, Synthetic/reclaimed Rubber	0	209 469	0	598 479
662 Clay And Refractory Construction Materials	0	23 500	0	54 000
728 Other Machines And Equipment Specialized For Particular Industry	0	461	0	41 004
743 Pumps, Compressors, Fans, Blowers, Centrifuges, And Parts	0	1 481	0	9 816
LAINNYA	0	43	0	442
SUB TOTAL	0	238 659	0	1 542 769
SOLOMON ISLANDS				
072 Cocoa	105 000	675 000	346 970	2 003 903
081 Feeding Stuff For Animals	0	320 000	0	359 400
248 Wood, simply Worked And Railway Sleeper Of Wood	0	13 836	0	6 367
743 Pumps, Compressors, Fans, Blowers, Centrifuges, And Parts	0	5	0	309
SUB TOTAL	105 000	1 008 841	346 970	2 369 979
TONGA				
292 Crude Vegetable Materials	98	392	600	2 400
723 Civil Engineering And Contractor Plants And Equipments/parts	0	55	0	1
SUB TOTAL	98	447	600	2 401
TUVALU				
656 Tulle, lace, embroidery, ribbons, trimmings And Other Small Wares	0	85	0	1 878
SUB TOTAL	0	85	0	1 878
CHRISTMAS ISLANDS				
562 Fertilizers, Manufactured	0	56 750 000	0	7 848 900
SUB TOTAL	0	56 750 000	0	7 848 900
U.S MINOR OUTLYING ISLAND				
874 Measuring, Checking, Analysing, And Controlling Instrument And Ap	0	10	0	128
SUB TOTAL	0	10	0	128
COCOS (KEELING) ISLANDS				
656 Tulle, lace, embroidery, ribbons, trimmings And Other Small Wares	0	6	0	324
676 Iron/steel Bars, Rods, Angels, Shaped And Sections	0	244	0	151
772 Electrical Apparatus For Making And Breaking Electrical Circuits	10	10	131	131
SUB TOTAL	10	260	131	606
TOKELAU				
516 Other Organic Chemicals	18 040	18 040	23 632	23 632
775 Household Type, Electrical/non-electrical Equipments	0	313	0	10 294
771 Electric Power Machinery And Parts	0	24	0	403
642 Paper And Paperboard Cut To Size/shape And Article Of Papers	0	139	0	307
694 Nails, Screws, Nuts, Bolts, Rivets Of Iron/steel Or Copper	0	20	0	118
SUB TOTAL	18 040	18 536	23 632	34 754
EAST TIMOR				
699 Manufactures Of Base Metals	0	97 512	0	59 048
071 Coffee And Coffee Substitutes	174 701	231 716	38 107	51 275
223 Oil Seeds Use For Extraction Of Other Fixed Vegetable Oils	99 598	244 365	19 959	48 653

**I.6 IMPOR KOMODITI MENURUT NEGARA ASAL / IMPORT BY COUNTRY OF ORIGIN
DAN LIMA GOLONGAN BARANG (SITC) UTAMA / AND FIVE MAJOR SITC COMMODITY GROUP
*** SEPTEMBER/SEPTEMBER 2014 *****

Negara Asal/SITC/Uraian Golongan Barang <i>Country of Origin/SITC/group Description</i>	Berat Bersih / <i>Net Weight (Kg)</i>		Nilai CIF / <i>CIF Value (US\$)</i>	
	Bulan ini <i>Current month</i>	Kumulatif <i>Cum. Jan to date</i>	Bulan ini <i>Current month</i>	Kumulatif <i>Cum. Jan to date</i>
579 Waste And Scrap Of Plastics	0	21 800	0	9 530
743 Pumps, Compressors, Fans, Blowers, Centrifuges, And Parts	0	5 354	0	6 325
LAINNYA	0	10 659	0	9 590
SUB TOTAL	274 299	611 406	58 066	184 421
UNITED STATES				
222 Oil Seeds Use For Extraction Ofsoft Fixed Vegetable Oils	86 105 762	1 588 889 634	53 653 599	963 882 176
081 Feeding Stuff For Animals	79 327 495	594 908 438	55 334 987	406 105 943
263 Cotton	8 467 402	128 768 837	18 280 493	280 602 904
041 Wheat And Meslin, Unmilled	11 433 229	766 443 684	3 232 274	266 843 386
022 Milk,cream, And Milk Products Other Than Butter Or Cheese	6 141 190	48 232 313	23 587 682	185 732 356
LAINNYA	212 064 415	1 968 870 119	464 747 653	4 140 463 395
SUB TOTAL	403 539 493	5 096 113 025	618 836 688	6 243 630 160
CANADA				
251 Pulp And Waste Paper	98 078 405	494 558 386	76 955 604	394 089 365
562 Fertilizers, Manufactured	102 340 768	1 076 653 098	31 194 358	353 490 947
041 Wheat And Meslin, Unmilled	155 429 500	948 850 803	55 481 424	330 431 546
792 Aircraft And Associated Equipments And Parts	1 077	83 097	347 826	47 096 844
081 Feeding Stuff For Animals	3 999 154	41 588 118	2 991 225	29 175 744
LAINNYA	4 772 272	343 864 681	23 425 613	259 713 908
SUB TOTAL	364 621 176	2 905 598 183	190 396 050	1 413 998 354
MEXICO				
282 Waste And Scrap Metal Of Iron/steel	1 998 660	47 018 725	791 601	18 624 997
764 Telecommunication Equipments And Parts	25 724	87 806	2 481 708	18 281 424
679 Tubes, Pipes, Hollow Profile, Pipe Fitting Of Iron/steel	1 240 942	11 384 372	2 433 918	15 690 810
743 Pumps, Compressors, Fans, Blowers, Centrifuges, And Parts	207 105	958 586	1 894 218	12 642 266
752 Automatic Data Processing Machines And Their Units	1 941	29 817	547 221	6 915 084
LAINNYA	5 160 627	24 036 719	9 138 445	77 371 818
SUB TOTAL	8 634 999	83 516 025	17 287 111	149 526 399
GUATEMALA				
211 Hides And Skins, Raw	0	130 800	0	222 360
841 Men's Coats/jackets, Not Knitted	0	2 269	0	85 414
579 Waste And Scrap Of Plastics	0	357 820	0	79 942
845 Articles Of Apparel	31	2 182	782	61 630
075 Spices	1 586	11 586	678	43 178
LAINNYA	3 034	6 525	26 015	76 436
SUB TOTAL	4 651	511 182	27 475	568 960
HONDURAS				
845 Articles Of Apparel	238	6 726	4 937	218 135
579 Waste And Scrap Of Plastics	0	560 827	0	145 036
554 Soap,cleansing And Polishing Preparations	2 531	7 593	23 664	71 030
843 Men's Coats/jackets, Knitted	0	4 689	0	47 406
121 Tobacco, Unmanufactured And Refused	0	14 180	0	22 821
LAINNYA	134	1 321	3 794	23 465
SUB TOTAL	2 903	595 336	32 395	527 893
NICARAGUA				
845 Articles Of Apparel	1	2 990	32	79 470
841 Men's Coats/jackets, Not Knitted	0	2 062	0	31 569
653 Fabrics, Woven, Of Man-made Fibres	0	2 433	0	29 942
122 Tobacco, Manufactured	13	56	849	2 745
742 Pumps For Liquid And Parts	0	379	0	1 442
LAINNYA	3	206	316	4 499
SUB TOTAL	17	8 126	1 197	149 667
PANAMA				
334 Petroleum Products, Refined	0	22 093 418	0	23 572 399
793 Ships, Boats, And Floating Structures	0	7 347 000	0	7 250 000

**I.6 IMPOR KOMODITI MENURUT NEGARA ASAL / IMPORT BY COUNTRY OF ORIGIN
DAN LIMA GOLONGAN BARANG (SITC) UTAMA / AND FIVE MAJOR SITC COMMODITY GROUP
*** SEPTEMBER/SEPTEMBER 2014 *****

Negara Asal/SITC/Uraian Golongan Barang <i>Country of Origin/SITC/group Description</i>	Berat Bersih / <i>Net Weight (Kg)</i>		Nilai CIF / <i>CIF Value (US\$)</i>	
	Bulan ini <i>Current month</i>	Kumulatif <i>Cum. Jan to date</i>	Bulan ini <i>Current month</i>	Kumulatif <i>Cum. Jan to date</i>
282 Waste And Scrap Metal Of Iron/steel	0	2 690 505	0	902 121
034 Fish, Fresh, Chilled Or Frozen	100 000	115 950	750 000	773 925
713 Internal Combustion Piston Engines And Parts	6 686	15 428	66 069	147 878
LAINNYA	21 170	117 468	67 435	283 277
SUB TOTAL	127 856	32 379 769	883 504	32 929 600
CUBA				
542 Medicaments, Including Veterinary Medicaments	149	695	273 000	1 275 456
641 Papers And Paperboards	21 439	21 439	64 317	64 317
121 Tobacco, Unmanufactured And Refused	0	12 451	0	57 898
232 Synthetic Rubber Latex, Synthetic/reclaimed Rubber	0	21 494	0	49 436
122 Tobacco, Manufactured	0	1 007	0	44 013
LAINNYA	11	1 005	136	11 300
SUB TOTAL	21 599	58 091	337 453	1 502 420
CURACAO				
831 Travel Goods	0	98	0	587
629 Articles Of Rubbers	0	1	0	358
SUB TOTAL	0	99	0	945
SURINAME				
699 Manufactures Of Base Metals	0	3	0	392
843 Men's Coats/jackets, Knitted	0	15	0	282
759 Parts And Accessories For Machine Of Heading 751 Or 752	0	4	0	37
844 Women's Coats/jackets, Knitted	0	1	0	23
846 Clothing Accessories Of Textiles Fabrics	0	1	0	20
LAINNYA	0	4	0	34
SUB TOTAL	0	28	0	788
CHILE				
682 Copper	1 999 136	12 756 554	13 990 355	90 897 432
251 Pulp And Waste Paper	5 418 251	45 037 242	3 846 531	32 587 335
283 Copper Ores And Concentrates	0	10 149 503	0	19 992 272
057 Fruit And Nut; Fresh Or Dried	21 672	4 840 789	22 539	12 408 766
282 Waste And Scrap Metal Of Iron/steel	822 210	19 298 281	351 731	7 241 796
LAINNYA	4 473 497	22 467 655	3 403 041	25 061 805
SUB TOTAL	12 734 766	114 550 024	21 614 197	188 189 406
VENEZUELA				
541 Medicinal And Pharmaceutical Products	0	1 043	0	64 281
657 Special Yarns, textile Fabrics	0	1 268	0	9 419
874 Measuring, Checking, Analysing, And Controlling Instrument And Ap	0	10	0	9 134
694 Nails, Screws, Nuts, Bolts, Rivets Of Iron/steel Or Copper	0	58	0	6 849
747 Taps, Cocks, And Valves For Pipes	0	126	0	6 415
LAINNYA	2	656	128	24 401
SUB TOTAL	2	3 161	128	120 499
ARGENTINA				
081 Feeding Stuff For Animals	163 291 920	1 434 347 869	89 620 921	840 385 212
044 Maize, Unmilled	172 231 523	440 415 596	44 690 760	115 737 638
263 Cotton	2 868 972	10 182 835	5 504 508	19 868 743
022 Milk, cream, And Milk Products Other Than Butter Or Cheese	900 000	5 225 000	3 727 962	19 232 945
679 Tubes, Pipes, Hollow Profile, Pipe Fitting Of Iron/steel	13 133	11 991 942	49 348	18 254 804
LAINNYA	11 903 881	47 569 392	11 330 045	57 902 353
SUB TOTAL	351 209 429	1 949 732 634	154 923 544	1 071 381 695
BRAZIL				
081 Feeding Stuff For Animals	170 414 137	1 127 096 898	95 954 708	675 067 348
891 Arms And Ammunitions	0	530 089	0	196 316 777
061 Sugar, Molasses, And Honey	66 000 000	344 832 277	29 217 460	161 393 135

**I.6 IMPOR KOMODITI MENURUT NEGARA ASAL / IMPORT BY COUNTRY OF ORIGIN
DAN LIMA GOLONGAN BARANG (SITC) UTAMA / AND FIVE MAJOR SITC COMMODITY GROUP
*** SEPTEMBER/SEPTEMBER 2014 *****

Negara Asal/SITC/Uraian Golongan Barang <i>Country of Origin/SITC/group Description</i>	Berat Bersih / <i>Net Weight (Kg)</i>		Nilai CIF / <i>CIF Value (US\$)</i>	
	Bulan ini <i>Current month</i>	Kumulatif <i>Cum. Jan to date</i>	Bulan ini <i>Current month</i>	Kumulatif <i>Cum. Jan to date</i>
263 Cotton	6 651 739	73 905 850	13 255 978	151 789 671
044 Maize, Unmilled	235 244 745	597 866 634	58 806 516	148 072 412
LAINNYA	31 477 232	1 111 343 106	104 799 437	515 217 282
SUB TOTAL	509 787 853	3 255 574 854	302 034 099	1 847 856 625
COLOMBIA				
591 Disinfectants, Insecticides, And Fungicides Put In Forms	0	247 175	0	1 288 554
575 Other Plastics In Primary Forms	24 000	276 000	92 096	1 129 993
513 Carboxylic Acids, and Their Anhydrides, halides, peroxides	40 001	324 801	55 218	511 188
522 Inorganic Chemical Elements, Oxides And Halogen Salts	80 000	540 000	52 004	352 920
267 Other Man-made Fibres Suitable For Spinning And Waste	0	104 453	0	266 835
LAINNYA	24 080	323 499	135 215	1 544 262
SUB TOTAL	168 081	1 815 928	334 533	5 093 752
BOLIVIA				
634 Veneers, plywood, improved/reconstituted Wood Worked	0	4 589	0	83 973
772 Electrical Apparatus For Making And Breaking Electrical Circuits	0	203	0	4 754
694 Nails, Screws, Nuts, Bolts, Rivets Of Iron/steel Or Copper	0	7	0	630
SUB TOTAL	0	4 799	0	89 357
URUGUAY				
222 Oil Seeds Use For Extraction Of soft Fixed Vegetable Oils	8 717 620	21 051 775	5 154 184	12 670 853
081 Feeding Stuff For Animals	0	11 325 291	0	6 739 880
251 Pulp And Waste Paper	1 252 759	5 950 537	772 787	3 994 657
248 Wood, simply Worked And Railway Sleeper Of Wood	526 617	5 361 104	290 699	3 130 842
679 Tubes, Pipes, Hollow Profile, Pipe Fitting Of Iron/steel	1 397	1 072 413	2 324	2 289 026
LAINNYA	3 281 549	14 621 369	946 067	5 294 461
SUB TOTAL	13 779 942	59 382 489	7 166 061	34 119 719
PARAGUAY				
081 Feeding Stuff For Animals	17 814 000	67 187 270	9 943 773	40 254 163
263 Cotton	301 253	989 506	574 482	1 959 454
044 Maize, Unmilled	0	5 499 099	0	1 325 393
611 Leathers	0	249 523	0	474 522
551 Essential Oils, Perfumes, And Flavour Materials	1	1 828	3	44 443
LAINNYA	0	54 000	0	19 765
SUB TOTAL	18 115 254	73 981 226	10 518 258	44 077 740
ECUADOR				
072 Cocoa	1 376 136	8 107 433	4 375 784	24 210 344
121 Tobacco, Unmanufactured And Refused	23 205	110 725	803 930	3 634 741
081 Feeding Stuff For Animals	0	347 802	0	671 282
745 Other Non-electical Machinery, Tools, And Mechanical Apparatus	0	2 940	0	554 346
282 Waste And Scrap Metal Of Iron/steel	0	299 500	0	112 313
LAINNYA	2 454	31 811	37 627	364 518
SUB TOTAL	1 401 795	8 900 211	5 217 341	29 547 544
PERU				
057 Fruit And Nut; Fresh Or Dried	0	4 891 558	0	19 090 042
081 Feeding Stuff For Animals	800 695	6 563 235	1 495 471	10 564 016
562 Fertilizers, Manufactured	34 997 000	89 963 000	3 744 630	9 516 054
686 Zinc	277 963	1 460 367	731 786	3 591 152
072 Cocoa	114 494	404 918	404 409	1 387 048
LAINNYA	153 126	1 158 331	190 517	1 971 891
SUB TOTAL	36 343 278	104 441 409	6 566 813	46 120 203
TRINIDAD AND TOBAGO				
282 Waste And Scrap Metal Of Iron/steel	80 420	1 369 085	24 126	435 737
288 Non-ferrous Base Metal Waste And Scraps	42 620	213 814	68 033	337 676
723 Civil Engineering And Contractor Plants And Equipments/parts	0	1 434	0	149 166

**I.6 IMPOR KOMODITI MENURUT NEGARA ASAL / IMPORT BY COUNTRY OF ORIGIN
DAN LIMA GOLONGAN BARANG (SITC) UTAMA / AND FIVE MAJOR SITC COMMODITY GROUP
*** SEPTEMBER/SEPTEMBER 2014 *****

Negara Asal/SITC/Uraian Golongan Barang <i>Country of Origin/SITC/group Description</i>	Berat Bersih / <i>Net Weight (Kg)</i>		Nilai CIF / <i>CIF Value (US\$)</i>	
	Bulan ini <i>Current month</i>	Kumulatif <i>Cum. Jan to date</i>	Bulan ini <i>Current month</i>	Kumulatif <i>Cum. Jan to date</i>
682 Copper	0	3 647	0	10 972
761 Television Receivers	0	23	0	6 794
LAINNYA	278	742	2 464	8 400
SUB TOTAL	123 318	1 588 745	94 623	948 745
BAHAMAS				
112 Alcoholic Beverages	0	938	0	7 643
655 Knitted Or Crocheted Fabrics	0	87	0	1 742
SUB TOTAL	0	1 025	0	9 385
JAMAICA				
288 Non-ferrous Base Metal Waste And Scraps	198 170	1 012 788	315 966	1 580 591
251 Pulp And Waste Paper	0	194 938	0	42 758
112 Alcoholic Beverages	0	4 121	0	25 454
579 Waste And Scrap Of Plastics	18 580	38 540	7 432	12 422
SUB TOTAL	216 750	1 250 387	323 398	1 661 225
PUERTO RICO				
542 Medicaments, Including Veterinary Medicaments	6 874	19 936	1 477 869	5 524 272
541 Medicinal And Pharmaceutical Products	836	5 893	325 474	2 766 873
759 Parts And Accessories For Machine Of Heading 751 Or 752	159	6 544	23 366	1 386 403
533 Pigments, Paints, Varnishes, And Related Materials	0	29 253	0	730 795
513 Carboxylic Acids, and Their Anhydrides, halides, peroxides	260	1 403	42 922	257 836
LAINNYA	5 197	17 370	129 792	475 657
SUB TOTAL	13 326	80 399	1 999 423	11 141 836
BELIZE				
655 Knitted Or Crocheted Fabrics	8 317	85 635	94 265	1 003 116
651 Textile Yarns	637	36 177	9 872	444 817
652 Cotton Fabrics, Woven	0	22 664	0	268 398
554 Soap, cleansing And Polishing Preparations	11 550	54 051	37 615	181 353
726 Printing/book Binding Machinery And Parts	0	37 455	0	180 000
LAINNYA	18 255	107 366	74 820	493 369
SUB TOTAL	38 759	343 348	216 572	2 571 053
DOMINICAN REPUBLIC				
282 Waste And Scrap Metal Of Iron/steel	0	7 997 780	0	3 021 357
121 Tobacco, Unmanufactured And Refused	0	44 691	0	1 278 864
211 Hides And Skins, Raw	52 000	403 553	60 320	562 742
541 Medicinal And Pharmaceutical Products	115	1 430	29 984	378 813
582 Plates, Sheets, And Film Of Plastics	165	1 197	47 269	347 046
LAINNYA	38 815	518 962	101 287	794 086
SUB TOTAL	91 095	8 967 613	238 860	6 382 908
EL SALVADOR				
845 Articles Of Apparel	882	2 977	30 778	90 071
267 Other Man-made Fibres Suitable For Spinning And Waste	0	70 844	0	48 512
001 Live Animals Other Than Fish	0	490	0	18 738
893 Article Of Plastics	0	1 692	0	10 056
851 Footwears	0	46	0	7 258
LAINNYA	12	353	1 579	12 794
SUB TOTAL	894	76 402	32 357	187 429
COSTA RICA				
034 Fish, Fresh, Chilled Or Frozen	50 000	150 000	375 000	1 067 500
776 Thermionic, Cold Cathode, And Photo Cathode Valves/tubes	74	1 712	54 723	567 174
759 Parts And Accessories For Machine Of Heading 751 Or 752	91	825	19 599	218 680
772 Electrical Apparatus For Making And Breaking Electrical Circuits	167	5 588	19 056	217 537
251 Pulp And Waste Paper	493 426	979 993	108 554	216 356
LAINNYA	200	88 050	13 012	499 790
SUB TOTAL	543 958	1 226 168	589 944	2 787 037

**I.6 IMPOR KOMODITI MENURUT NEGARA ASAL / IMPORT BY COUNTRY OF ORIGIN
DAN LIMA GOLONGAN BARANG (SITC) UTAMA / AND FIVE MAJOR SITC COMMODITY GROUP
*** SEPTEMBER/SEPTEMBER 2014 *****

Negara Asal/SITC/Uraian Golongan Barang <i>Country of Origin/SITC/group Description</i>	Berat Bersih / <i>Net Weight (Kg)</i>		Nilai CIF / <i>CIF Value (US\$)</i>	
	Bulan ini <i>Current month</i>	Kumulatif <i>Cum. Jan to date</i>	Bulan ini <i>Current month</i>	Kumulatif <i>Cum. Jan to date</i>
HAITI				
579 Waste And Scrap Of Plastics	120 460	245 910	48 184	79 547
845 Articles Of Apparel	0	1 143	0	18 250
843 Men's Coats/Jackets, Knitted	0	97	0	2 736
759 Parts And Accessories For Machine Of Heading 751 Or 752	0	8	0	1 863
551 Essential Oils, Perfumes, And Flavour Materials	0	9	0	371
SUB TOTAL	120 460	247 167	48 184	102 767
BARBADOS				
759 Parts And Accessories For Machine Of Heading 751 Or 752	0	39	0	7 751
772 Electrical Apparatus For Making And Breaking Electrical Circuits	9	19	756	2 120
112 Alcoholic Beverages	0	39	0	525
SUB TOTAL	9	97	756	10 396
ANTIGUA AND BARBUDA				
121 Tobacco, Unmanufactured And Refused	0	36 600	0	266 719
895 Office And Stationery Supplies	0	972	0	20 101
772 Electrical Apparatus For Making And Breaking Electrical Circuits	0	96	0	1 444
748 Transmission Shafts And Cranks	0	100	0	493
763 Sound Recorders Or Reproducers	0	2	0	300
LAINNYA	0	17	0	274
SUB TOTAL	0	37 787	0	289 331
ANGUILLA				
655 Knitted Or Crocheted Fabrics	145 195	490 259	552 784	1 845 577
656 Tulle,lace,embroidery,ribbons,trimmings And Other Small Wares	76 789	204 839	257 365	688 388
653 Fabrics, Woven, Of Man-made Fibres	25 643	80 858	99 352	310 159
652 Cotton Fabrics, Woven	7 164	38 047	28 341	149 086
515 Organo-inorganic And Heterocyclic Compounds	0	20 000	0	118 000
LAINNYA	628	4 442	2 718	25 635
SUB TOTAL	255 419	838 445	940 560	3 136 845
ARUBA				
892 Printed Matter	0	3	0	565
SUB TOTAL	0	3	0	565
BERMUDA				
342 Liquefied Propane And Butane	0	45 912 251	0	37 598 740
575 Other Plastics In Primary Forms	7 485	14 970	204 864	409 728
112 Alcoholic Beverages	0	84	0	705
SUB TOTAL	7 485	45 927 305	204 864	38 009 173
CAPE VERDE				
652 Cotton Fabrics, Woven	0	167	0	1 822
759 Parts And Accessories For Machine Of Heading 751 Or 752	0	7	0	674
656 Tulle,lace,embroidery,ribbons,trimmings And Other Small Wares	0	3	0	198
SUB TOTAL	0	177	0	2 694
CAYMAN ISLANDS				
743 Pumps, Compressors, Fans, Blowers, Centrifuges, And Parts	0	705	0	9 569
SUB TOTAL	0	705	0	9 569
DOMINICA				
282 Waste And Scrap Metal Of Iron/steel	0	527 340	0	200 389
872 Medical Instruments And Appliances	0	703	0	18 600
551 Essential Oils, Perfumes, And Flavour Materials	0	858	0	14 434
874 Measuring, Checking, Analysing, And Controlling Instrument And Ap	14	14	1 781	1 781
772 Electrical Apparatus For Making And Breaking Electrical Circuits	0	5	0	1 183
LAINNYA	0	5	0	318
SUB TOTAL	14	528 925	1 781	236 705

**I.6 IMPOR KOMODITI MENURUT NEGARA ASAL / IMPORT BY COUNTRY OF ORIGIN
DAN LIMA GOLONGAN BARANG (SITC) UTAMA / AND FIVE MAJOR SITC COMMODITY GROUP
*** SEPTEMBER/SEPTEMBER 2014 *****

Negara Asal/SITC/Uraian Golongan Barang <i>Country of Origin/SITC/group Description</i>	Berat Bersih / <i>Net Weight (Kg)</i>		Nilai CIF / <i>CIF Value (US\$)</i>	
	Bulan ini <i>Current month</i>	Kumulatif <i>Cum. Jan to date</i>	Bulan ini <i>Current month</i>	Kumulatif <i>Cum. Jan to date</i>
FRENCH GUIANA				
772 Electrical Apparatus For Making And Breaking Electrical Circuits	0	4	0	236
SUB TOTAL	0	4	0	236
FRENCH POLYNESIA				
251 Pulp And Waste Paper	267 090	1 459 600	46 741	253 680
845 Articles Of Apparel	0	1	0	3
SUB TOTAL	267 090	1 459 601	46 741	253 683
GREENLAND				
036 Crustaceans, Molluscs, And Aquatic Invertebrates	0	99 000	0	350 087
894 Baby Carriages, Toys, Games, And Sporting Goods	0	3	0	4
665 Glassware	0	15	0	1
SUB TOTAL	0	99 018	0	350 092
GRENADA				
542 Medicaments, Including Veterinary Medicaments	0	1 219	0	371 798
743 Pumps, Compressors, Fans, Blowers, Centrifuges, And Parts	0	106	0	1 225
SUB TOTAL	0	1 325	0	373 023
NETHERLANDS ANTILLES				
714 Engines And Motors, Non-electric And Parts	0	1 516	0	466 065
592 Starches, Inulin, And Wheat Glutenal Buminoidal Substances; Glues	47 000	70 244	97 204	150 474
699 Manufactures Of Base Metals	0	30	0	15 057
752 Automatic Data Processing Machines And Their Units	0	27	0	10 643
772 Electrical Apparatus For Making And Breaking Electrical Circuits	56	56	9 034	9 034
LAINNYA	456	1 161	1 612	12 451
SUB TOTAL	47 512	73 034	107 850	663 724
NORFOLK ISLANDS				
728 Other Machines And Equipment Specialized For Particular Industry	0	8 105	0	161 529
741 Heating And Cooling Equipments And Parts	0	25	0	2 992
SUB TOTAL	0	8 130	0	164 521
SAINT LUCIA				
759 Parts And Accessories For Machine Of Heading 751 Or 752	0	66	0	4 675
SUB TOTAL	0	66	0	4 675
UNITED KINGDOM				
251 Pulp And Waste Paper	15 262 988	188 563 457	3 011 307	37 166 296
723 Civil Engineering And Contractor Plants And Equipments/parts	73 436	1 082 854	1 671 296	28 880 658
792 Aircraft And Associated Equipments And Parts	2 359	28 504	691 050	27 558 125
553 Perfumery, Cosmetics, And Toilet Preparations	83 907	737 238	2 240 226	26 153 978
542 Medicaments, Including Veterinary Medicaments	34 123	236 804	3 423 612	25 771 491
LAINNYA	13 161 630	118 661 420	59 002 524	550 513 522
SUB TOTAL	28 618 443	309 310 277	70 040 015	696 044 070
NETHERLANDS				
511 Hydrocarbon And Their Halogenated, Nitrated Derivatives	5 239 307	45 198 818	7 198 381	63 902 996
022 Milk,cream, And Milk Products Other Than Butter Or Cheese	1 632 979	12 349 641	7 209 596	48 088 037
098 Edible Products And Preparations	266 841	4 983 374	2 540 398	33 599 739
784 Parts And Accessories Of The Motor Vehicles	21 338	337 445	1 694 993	30 966 655
727 Food Processing Machines And Parts	82 596	661 674	3 301 395	26 390 001
LAINNYA	34 631 298	165 594 997	56 020 060	454 128 399
SUB TOTAL	41 874 359	229 125 949	77 964 823	657 075 827
FRANCE				
022 Milk,cream, And Milk Products Other Than Butter Or Cheese	4 340 196	37 622 638	11 924 753	111 290 015
891 Arms And Ammunitions	189 819	263 825	19 638 432	76 007 695

**I.6 IMPOR KOMODITI MENURUT NEGARA ASAL / IMPORT BY COUNTRY OF ORIGIN
DAN LIMA GOLONGAN BARANG (SITC) UTAMA / AND FIVE MAJOR SITC COMMODITY GROUP
*** SEPTEMBER/SEPTEMBER 2014 *****

Negara Asal/SITC/Uraian Golongan Barang <i>Country of Origin/SITC/group Description</i>	Berat Bersih / <i>Net Weight (Kg)</i>		Nilai CIF / <i>CIF Value (US\$)</i>	
	Bulan ini <i>Current month</i>	Kumulatif <i>Cum. Jan to date</i>	Bulan ini <i>Current month</i>	Kumulatif <i>Cum. Jan to date</i>
772 Electrical Apparatus For Making And Breaking Electrical Circuits	186 095	1 886 777	5 454 540	59 303 594
553 Perfumery, Cosmetics, And Toilet Preparations	124 092	843 198	7 370 230	58 410 462
251 Pulp And Waste Paper	4 841 422	91 660 309	2 031 352	55 422 897
LAINNYA	17 060 035	123 463 601	74 028 450	703 285 839
SUB TOTAL	26 741 659	255 740 348	120 447 757	1 063 720 502
GERMANY, FED. REP. OF				
728 Other Machines And Equipment Specialized For Particular Industry	1 911 553	13 358 187	59 143 552	464 566 986
745 Other Non-electical Machinery, Tools, And Mechanical Apparatus	439 691	2 888 821	20 516 751	171 896 786
776 Thermionic, Cold Cathode, And Photo Cathode Valves/tubes	39 646	150 181	14 587 689	116 654 564
741 Heating And Cooling Equipments And Parts	909 768	4 387 385	28 086 284	116 153 716
781 Passenger Motor Cars	783 286	6 372 128	10 932 149	97 355 467
LAINNYA	76 482 162	582 760 061	257 530 206	2 148 272 309
SUB TOTAL	80 566 106	609 916 763	390 796 631	3 114 899 828
AUSTRIA				
776 Thermionic, Cold Cathode, And Photo Cathode Valves/tubes	8 808	89 570	4 749 813	52 121 704
641 Papers And Paperboards	876 187	8 157 178	2 824 821	19 311 631
728 Other Machines And Equipment Specialized For Particular Industry	89 344	540 451	2 906 155	18 206 904
727 Food Processing Machines And Parts	31 378	307 291	1 565 607	16 398 442
716 Rotating Electric Plants And Parts	970	538 810	22 186	16 045 398
LAINNYA	1 750 827	20 124 659	10 450 483	137 237 089
SUB TOTAL	2 757 514	29 757 959	22 519 065	259 321 168
BELGIUM				
515 Organo-inorganic And Heterocyclic Compounds	1 953 280	18 455 328	6 308 314	60 530 963
022 Milk,cream, And Milk Products Other Than Butter Or Cheese	800 000	10 850 000	3 420 065	47 760 535
743 Pumps, Compressors, Fans, Blowers, Centrifuges, And Parts	21 587	937 421	665 313	27 189 366
541 Medicinal And Pharmaceutical Products	59 172	491 259	2 436 547	18 424 685
744 Mechanical Handling Equipments And Parts	704 938	1 206 086	9 062 621	16 087 161
LAINNYA	21 109 879	183 202 116	34 035 940	280 524 385
SUB TOTAL	24 648 856	215 142 210	55 928 800	450 517 095
SWITZERLAND				
542 Medicaments, Including Veterinary Medicaments	11 203	158 073	11 464 303	49 829 188
714 Engines And Motors, Non-electric And Parts	3 797	46 927	923 430	42 300 627
551 Essential Oils, Perfumes, And Flavour Materials	130 974	1 168 777	3 323 318	30 892 165
726 Printing/book Binding Machinery And Parts	35 610	191 275	1 957 886	21 116 721
515 Organo-inorganic And Heterocyclic Compounds	85 866	1 007 227	636 164	20 160 826
LAINNYA	1 554 789	20 016 535	30 372 163	283 863 685
SUB TOTAL	1 822 239	22 588 814	48 677 264	448 163 212
LUXEMBOURG				
676 Iron/steel Bars, Rods, Angels, Shaped And Sections	325 649	1 200 627	496 826	1 763 043
657 Special Yarns, textile Fabrics	1 163	47 747	14 226	561 864
893 Article Of Plastics	6 048	37 633	40 618	328 718
677 Rail/railway And Tractor Construction Of Iron/steel Materials	0	203 758	0	244 097
695 Tools For Used In The Hand Or In Machines	7	150	11 742	243 206
LAINNYA	12 470	140 892	276 199	1 564 973
SUB TOTAL	345 337	1 630 807	839 611	4 705 901
GIBRALTAR				
676 Iron/steel Bars, Rods, Angels, Shaped And Sections	0	1	0	86
SUB TOTAL	0	1	0	86
MONACO				
542 Medicaments, Including Veterinary Medicaments	0	180	0	261 193
514 Nitrogen-function Compounds	400	6 263	3 720	88 650
523 Metallicsalts And Peroxysalts	0	2 993	0	70 560
747 Taps, Cocks, And Valves For Pipes	2	57	24	24 049
551 Essential Oils, Perfumes, And Flavour Materials	0	1 194	0	23 287
LAINNYA	45	1 606	927	48 532
SUB TOTAL	447	12 293	4 671	516 271

**I.6 IMPOR KOMODITI MENURUT NEGARA ASAL / IMPORT BY COUNTRY OF ORIGIN
DAN LIMA GOLONGAN BARANG (SITC) UTAMA / AND FIVE MAJOR SITC COMMODITY GROUP
*** SEPTEMBER/SEPTEMBER 2014 *****

Negara Asal/SITC/Uraian Golongan Barang <i>Country of Origin/SITC/group Description</i>	Berat Bersih / <i>Net Weight (Kg)</i>		Nilai CIF / <i>CIF Value (US\$)</i>	
	Bulan ini <i>Current month</i>	Kumulatif <i>Cum. Jan to date</i>	Bulan ini <i>Current month</i>	Kumulatif <i>Cum. Jan to date</i>
DENMARK				
542 Medicaments, Including Veterinary Medicaments	8 832	79 775	3 804 871	30 144 261
022 Milk,cream, And Milk Products Other Than Butter Or Cheese	156 957	2 308 951	779 406	16 466 692
598 Miscellaneous Chemical Products	70 818	662 542	1 568 757	5 922 957
727 Food Processing Machines And Parts	31 231	118 104	1 357 853	5 474 923
728 Other Machines And Equipment Specialized For Particular Industry	60 600	430 690	1 172 704	5 424 863
LAINNYA	3 067 480	22 376 132	7 496 405	63 383 330
SUB TOTAL	3 395 918	25 976 194	16 179 996	126 817 026
NORWAY				
562 Fertilizers, Manufactured	10 269 000	99 614 419	5 033 617	48 576 971
251 Pulp And Waste Paper	7 469 780	37 251 009	1 643 425	9 403 892
034 Fish, Fresh, Chilled Or Frozen	587 865	2 567 216	1 482 392	7 428 589
874 Measuring, Checking, Analysing, And Controlling Instrument And Ap	1 892	58 336	315 248	5 887 498
598 Miscellaneous Chemical Products	920 607	4 183 773	960 829	5 421 990
LAINNYA	504 411	7 724 730	5 881 732	48 563 136
SUB TOTAL	19 753 555	151 399 483	15 317 243	125 282 076
SWEDEN				
764 Telecommunication Equipments And Parts	32 898	649 020	5 443 191	115 846 112
251 Pulp And Waste Paper	11 072 168	77 124 821	9 406 793	69 953 675
641 Papers And Paperboards	7 426 844	47 354 149	7 684 083	51 715 024
714 Engines And Motors, Non-electric And Parts	343	323 074	20 723	26 272 995
334 Petroleum Products, Refined	123 113	16 333 498	192 379	23 981 869
LAINNYA	1 843 396	36 408 118	22 253 034	237 925 235
SUB TOTAL	20 498 762	178 192 680	45 000 203	525 694 910
FINLAND				
764 Telecommunication Equipments And Parts	35 070	419 227	4 134 372	219 250 974
716 Rotating Electric Plants And Parts	2 432 346	2 611 217	43 032 793	45 639 169
723 Civil Engineering And Contractor Plants And Equipments/parts	31 671	873 316	711 981	29 612 358
641 Papers And Paperboards	2 406 231	24 783 564	2 441 977	23 028 298
772 Electrical Apparatus For Making And Breaking Electrical Circuits	2 321	490 720	143 267	10 111 636
LAINNYA	3 091 686	16 094 610	18 460 584	110 907 499
SUB TOTAL	7 999 325	45 272 654	68 924 974	438 549 934
IRELAND				
793 Ships, Boats, And Floating Structures	0	1 659 000	0	14 000 000
022 Milk,cream, And Milk Products Other Than Butter Or Cheese	522 250	2 837 180	1 923 282	9 786 533
551 Essential Oils, Perfumes, And Flavour Materials	59 799	792 620	687 147	9 448 436
752 Automatic Data Processing Machines And Their Units	420	26 383	177 681	7 077 725
542 Medicaments, Including Veterinary Medicaments	237	5 217	513 688	6 712 482
LAINNYA	2 542 120	15 102 796	3 870 323	27 404 395
SUB TOTAL	3 124 826	20 423 196	7 172 121	74 429 571
ITALY				
745 Other Non-electical Machinery, Tools, And Mechanical Apparatus	254 046	1 968 003	26 784 682	173 414 675
728 Other Machines And Equipment Specialized For Particular Industry	647 316	6 204 683	15 556 231	157 397 990
679 Tubes, Pipes, Hollow Profile, Pipe Fitting Of Iron/steel	2 174 446	32 210 168	7 294 856	73 773 948
747 Taps, Cocks, And Valves For Pipes	306 360	2 008 993	8 145 902	70 693 140
743 Pumps, Compressors, Fans, Blowers, Centrifuges, And Parts	641 385	1 602 179	47 133 399	67 697 416
LAINNYA	34 936 698	233 735 548	76 369 105	811 581 802
SUB TOTAL	38 960 251	277 729 574	181 284 175	1 354 558 971
SPAIN				
679 Tubes, Pipes, Hollow Profile, Pipe Fitting Of Iron/steel	996 193	6 025 308	17 139 308	72 458 184
792 Aircraft And Associated Equipments And Parts	4 364	171 334	3 434 324	33 880 029
691 Structures And Parts Of Iron/steel Or Aluminium	281 557	5 750 990	387 508	27 295 181
533 Pigments, Paints, Varnishes, And Related Materials	1 837 052	14 242 583	2 117 669	18 978 456
542 Medicaments, Including Veterinary Medicaments	16 790	173 485	1 762 040	12 834 549
LAINNYA	6 722 870	47 844 533	27 288 645	239 758 124
SUB TOTAL	9 858 826	74 208 233	52 129 494	405 204 523

**I.6 IMPOR KOMODITI MENURUT NEGARA ASAL / IMPORT BY COUNTRY OF ORIGIN
DAN LIMA GOLONGAN BARANG (SITC) UTAMA / AND FIVE MAJOR SITC COMMODITY GROUP
*** SEPTEMBER/SEPTEMBER 2014 *****

Negara Asal/SITC/Uraian Golongan Barang <i>Country of Origin/SITC/group Description</i>	Berat Bersih / <i>Net Weight (Kg)</i>		Nilai CIF / <i>CIF Value (US\$)</i>	
	Bulan ini <i>Current month</i>	Kumulatif <i>Cum. Jan to date</i>	Bulan ini <i>Current month</i>	Kumulatif <i>Cum. Jan to date</i>
PORTUGAL				
511 Hydrocarbon And Their Halogenated, Nitrated Derivatives	0	15 207 079	0	15 362 845
845 Articles Of Apparel	11 009	106 949	481 020	5 162 192
764 Telecommunication Equipments And Parts	557	4 054	452 576	5 115 351
844 Women's Coats/jackets, Knitted	1 953	31 134	98 812	1 694 356
842 Women's Coats/jacket, Not Knitted	1 262	21 492	96 205	1 640 537
LAINNYA	400 685	2 891 221	2 063 777	14 946 478
SUB TOTAL	415 466	18 261 929	3 192 390	43 921 759
ICELAND				
034 Fish, Fresh, Chilled Or Frozen	0	348 720	0	497 694
411 Animal Oils And Fats	45 980	88 920	215 384	422 533
727 Food Processing Machines And Parts	79	4 709	1 172	143 131
542 Medicaments, Including Veterinary Medicaments	0	914	0	109 479
523 Metallicsalts And Peroxysalts	0	200	0	9 455
LAINNYA	371	992	4 039	16 453
SUB TOTAL	46 430	444 455	220 595	1 198 745
MONTSERRAT				
716 Rotating Electric Plants And Parts	2 080	2 080	3 667	3 667
SUB TOTAL	2 080	2 080	3 667	3 667
GREECE				
263 Cotton	0	12 592 224	0	26 859 912
251 Pulp And Waste Paper	13 234 973	58 330 863	2 709 680	12 006 637
121 Tobacco, Unmanufactured And Refused	268 971	1 293 845	2 380 705	10 834 959
793 Ships, Boats, And Floating Structures	0	4 949 026	0	5 996 276
522 Inorganic Chemical Elements, Oxides And Halogen Salts	120 000	1 000 315	207 840	1 744 928
LAINNYA	1 119 773	10 300 677	2 155 622	12 048 189
SUB TOTAL	14 743 717	88 466 950	7 453 847	69 490 901
VATICAN CITY STATE				
248 Wood,simply Worked And Railway Sleeper Of Wood	0	63 215	0	57 980
747 Taps, Cocks, And Valves For Pipes	0	1 491	0	36 738
742 Pumps For Liquid And Parts	0	156	0	5 639
713 Internal Combustion Piston Engines And Parts	0	25	0	538
SUB TOTAL	0	64 887	0	100 895
ANDORRA				
334 Petroleum Products, Refined	0	7 768 014	0	8 454 320
728 Other Machines And Equipment Specialized For Particular Industry	0	286	0	1 610
656 Tulle,lace,enbroidery,ribbons,trimmings And Other Small Wares	0	23	0	558
679 Tubes, Pipes, Hollow Profile, Pipe Fitting Of Iron/steel	0	55	0	1
SUB TOTAL	0	7 768 378	0	8 456 489
LIECHTENSTEIN				
772 Electrical Apparatus For Making And Breaking Electrical Circuits	605	6 742	26 084	271 600
533 Pigments, Paints, Varnishes, And Related Materials	0	5 980	0	146 355
742 Pumps For Liquid And Parts	92	301	3 930	10 601
778 Electrical Machinery And Apparatus	0	271	0	10 022
699 Manufactures Of Base Metals	53	54	7 106	7 347
LAINNYA	0	121	0	14 696
SUB TOTAL	750	13 469	37 120	460 621
DEMOCRATIC REP. OF THE CONGO				
292 Crude Vegetable Materials	0	838 684	0	2 054 253
248 Wood,simply Worked And Railway Sleeper Of Wood	0	36 290	0	26 849
874 Measuring, Checking, Analysing, And Controlling Instrument And Ap	0	7	0	5 087
745 Other Non-electical Machinery, Tools, And Mechanical Apparatus	0	5	0	2 176
895 Office And Stationery Supplies	0	2	0	1 598
LAINNYA	0	5	0	89
SUB TOTAL	0	874 993	0	2 090 052

**I.6 IMPOR KOMODITI MENURUT NEGARA ASAL / IMPORT BY COUNTRY OF ORIGIN
DAN LIMA GOLONGAN BARANG (SITC) UTAMA / AND FIVE MAJOR SITC COMMODITY GROUP
*** SEPTEMBER/SEPTEMBER 2014 *****

Negara Asal/SITC/Uraian Golongan Barang <i>Country of Origin/SITC/group Description</i>	Berat Bersih / <i>Net Weight (Kg)</i>		Nilai CIF / <i>CIF Value (US\$)</i>	
	Bulan ini <i>Current month</i>	Kumulatif <i>Cum. Jan to date</i>	Bulan ini <i>Current month</i>	Kumulatif <i>Cum. Jan to date</i>
HUNGARY				
741 Heating And Cooling Equipments And Parts	8	271 766	361	7 579 702
728 Other Machines And Equipment Specialized For Particular Industry	18 653	68 219	1 081 084	5 390 599
772 Electrical Apparatus For Making And Breaking Electrical Circuits	3 050	402 004	103 436	4 368 122
541 Medicinal And Pharmaceutical Products	1 272	18 702	473 571	4 118 670
551 Essential Oils, Perfumes, And Flavour Materials	25 338	139 077	613 394	3 352 121
LAINNYA	299 660	2 004 415	2 915 205	25 905 962
SUB TOTAL	347 981	2 904 183	5 187 051	50 715 176
POLAND				
022 Milk,cream, And Milk Products Other Than Butter Or Cheese	940 200	10 426 200	1 581 426	19 456 887
098 Edible Products And Preparations	143 100	2 633 292	1 190 769	11 118 684
553 Perfumery, Cosmetics, And Toilet Preparations	146 429	907 383	1 349 390	8 851 748
696 Cutlery	11 175	176 182	408 669	5 630 509
778 Electrical Machinery And Apparatus	38 419	571 871	268 895	4 488 388
LAINNYA	1 346 826	26 068 197	5 919 958	55 101 259
SUB TOTAL	2 626 149	40 783 125	10 719 107	104 647 475
ROMANIA				
679 Tubes, Pipes, Hollow Profile, Pipe Fitting Of Iron/steel	274 292	831 876	1 022 647	3 232 160
842 Women's Coats/jacket, Not Knitted	3 650	44 439	197 587	2 327 635
744 Mechanical Handling Equipments And Parts	246 620	662 620	220 600	1 200 033
122 Tobacco, Manufactured	24 960	161 953	131 284	855 670
723 Civil Engineering And Contractor Plants And Equipments/parts	2 254	64 918	49 533	840 730
LAINNYA	477 168	2 223 345	1 394 338	11 839 357
SUB TOTAL	1 028 944	3 989 151	3 015 989	20 295 585
BULGARIA				
121 Tobacco, Unmanufactured And Refused	13 860	927 847	73 743	8 167 440
523 Metallicsalts And Peroxysalts	504 000	25 668 334	123 480	5 936 344
081 Feeding Stuff For Animals	118 000	1 035 636	537 396	4 800 480
776 Thermionic, Cold Cathode, And Photo Cathode Valves/tubes	24	242	273 972	2 738 899
075 Spices	3 525 650	4 950 945	1 598 698	2 437 418
LAINNYA	2 454 924	4 119 911	981 949	8 316 004
SUB TOTAL	6 616 458	36 702 915	3 589 238	32 396 585
SERBIA				
748 Transmission Shafts And Cranks	0	183	0	876
746 Ball Or Roller Bearings	0	38	0	65
SUB TOTAL	0	221	0	941
ALBANIA				
671 Pig Iron,spiegeleisen,sponge Iron, And Ferro-alloys	0	375 289	0	596 705
841 Men's Coats/jackets, Not Knitted	115	1 089	6 464	61 333
851 Footwears	100	735	4 081	28 380
842 Women's Coats/jacket, Not Knitted	5	109	1 194	27 655
845 Articles Of Apparel	26	127	1 500	6 870
LAINNYA	0	653	0	5 143
SUB TOTAL	246	378 002	13 239	726 086
ARMENIA				
741 Heating And Cooling Equipments And Parts	0	15 797	0	195 158
791 Railway Vehicles And Associated Equipments	0	164	0	13 874
784 Parts And Accessories Of The Motor Vehicles	84	309	3 768	11 663
772 Electrical Apparatus For Making And Breaking Electrical Circuits	93	179	2 410	5 125
841 Men's Coats/jackets, Not Knitted	0	33	0	3 067
LAINNYA	209	305	7 066	11 081
SUB TOTAL	386	16 787	13 244	239 968
AZERBAIJAN				
333 Petroleum Oil, Crude	132 368 315	2 275 906 402	101 622 530	1 909 330 635
749 Non-electric Parts And Accessories Of Machineries	0	8	0	4 060

**I.6 IMPOR KOMODITI MENURUT NEGARA ASAL / IMPORT BY COUNTRY OF ORIGIN
DAN LIMA GOLONGAN BARANG (SITC) UTAMA / AND FIVE MAJOR SITC COMMODITY GROUP
*** SEPTEMBER/SEPTEMBER 2014 *****

Negara Asal/SITC/Uraian Golongan Barang <i>Country of Origin/SITC/group Description</i>	Berat Bersih / <i>Net Weight (Kg)</i>		Nilai CIF / <i>CIF Value (US\$)</i>	
	Bulan ini <i>Current month</i>	Kumulatif <i>Cum. Jan to date</i>	Bulan ini <i>Current month</i>	Kumulatif <i>Cum. Jan to date</i>
747 Taps, Cocks, And Valves For Pipes	0	1	0	2 700
629 Articles Of Rubbers	99	99	1 812	1 812
772 Electrical Apparatus For Making And Breaking Electrical Circuits	0	2	0	116
SUB TOTAL	132 368 414	2 275 906 512	101 624 342	1 909 339 323
BELARUS				
562 Fertilizers, Manufactured	51 909 859	496 709 059	15 098 014	143 010 055
625 Rubber Tyre, tyre Cases, tyre Treads, inner Tubes, And Tyre Flaps	74 451	493 788	55 860	1 456 289
891 Arms And Ammunitions	0	1 028	0	669 750
592 Starches, Inulin, And Wheat Glutenal Buminoidal Substances; Glues	0	15 000	0	177 131
575 Other Plastics In Primary Forms	0	20 000	0	50 500
LAINNYA	22 058	45 025	66 096	110 923
SUB TOTAL	52 006 368	497 283 900	15 219 970	145 474 648
KAZAKHSTAN				
686 Zinc	1 049 158	7 795 234	2 691 733	18 126 618
671 Pig Iron, spiegeleisen, sponge Iron, And Ferro-alloys	0	260 000	0	738 993
122 Tobacco, Manufactured	4	9	120	51 780
874 Measuring, Checking, Analysing, And Controlling Instrument And Ap	0	99	0	24 302
695 Tools For Used In The Hand Or In Machines	0	154	0	14 947
LAINNYA	2	105	1 735	27 119
SUB TOTAL	1 049 164	8 055 601	2 693 588	18 983 759
KYRGYZSTAN				
726 Printing/book Binding Machinery And Parts	0	10 020	0	96 000
653 Fabrics, Woven, Of Man-made Fibres	0	30 747	0	89 907
098 Edible Products And Preparations	0	20 000	0	53 400
675 Flat Rolled Products And Alloy Steels	0	85 123	0	49 104
575 Other Plastics In Primary Forms	0	14 400	0	45 360
LAINNYA	130	69 779	3 992	211 573
SUB TOTAL	130	230 069	3 992	545 344
MOLDOVA, REPUBLIC OF				
041 Wheat And Meslin, Unmilled	8 523 990	25 616 138	2 296 022	7 220 891
842 Women's Coats/jacket, Not Knitted	215	6 509	14 321	270 453
845 Articles Of Apparel	113	2 487	3 652	89 893
831 Travel Goods	0	3 414	0	81 614
844 Women's Coats/jackets, Knitted	169	2 305	5 392	75 469
LAINNYA	1 345	5 230	16 720	33 339
SUB TOTAL	8 525 832	25 636 083	2 336 107	7 771 659
TAJIKISTAN				
629 Articles Of Rubbers	0	145	0	4 974
759 Parts And Accessories For Machine Of Heading 751 Or 752	0	10	0	1 050
SUB TOTAL	0	155	0	6 024
TURKMENISTAN				
841 Men's Coats/jackets, Not Knitted	585	2 843	18 069	91 295
263 Cotton	0	22 937	0	77 115
842 Women's Coats/jacket, Not Knitted	0	59	0	2 100
843 Men's Coats/jackets, Knitted	0	6	0	194
SUB TOTAL	585	25 845	18 069	170 704
UKRAINE				
672 Ingots And Other Iron/steel In Primary Forms	41 789	165 506 271	36 298	90 963 583
673 Flat Rolled Products, Not Clad	3 348 385	99 964 484	2 221 556	65 699 170
041 Wheat And Meslin, Unmilled	56 928 960	195 796 255	16 812 236	56 235 911
675 Flat Rolled Products And Alloy Steels	14 912	6 534 097	14 539	5 218 632
046 Meal And Flour Of Wheat And Flour Of Meslin	872 850	11 539 050	329 815	4 319 082
LAINNYA	1 099 741	28 301 552	2 372 248	20 534 537
SUB TOTAL	62 306 637	507 641 709	21 786 692	242 970 915

**I.6 IMPOR KOMODITI MENURUT NEGARA ASAL / IMPORT BY COUNTRY OF ORIGIN
DAN LIMA GOLONGAN BARANG (SITC) UTAMA / AND FIVE MAJOR SITC COMMODITY GROUP
*** SEPTEMBER/SEPTEMBER 2014 *****

Negara Asal/SITC/Uraian Golongan Barang <i>Country of Origin/SITC/group Description</i>	Berat Bersih / <i>Net Weight (Kg)</i>		Nilai CIF / <i>CIF Value (US\$)</i>	
	Bulan ini <i>Current month</i>	Kumulatif <i>Cum. Jan to date</i>	Bulan ini <i>Current month</i>	Kumulatif <i>Cum. Jan to date</i>
UZBEKISTAN				
713 Internal Combustion Piston Engines And Parts	0	278 548	0	3 605 726
251 Pulp And Waste Paper	0	565 740	0	1 042 613
263 Cotton	0	50 872	0	94 209
747 Taps, Cocks, And Valves For Pipes	0	84	0	2 284
748 Transmission Shafts And Cranks	0	57	0	1 381
LAINNYA	0	8	0	217
SUB TOTAL	0	895 309	0	4 746 430
LITHUANIA				
022 Milk,cream, And Milk Products Other Than Butter Or Cheese	292 000	1 992 000	449 440	2 882 785
562 Fertilizers, Manufactured	0	6 289 600	0	1 815 397
041 Wheat And Meslin, Unmilled	0	3 006 340	0	1 016 143
821 Furnitures And Parts	8 347	51 468	25 357	157 354
842 Women's Coats/jacket, Not Knitted	119	826	18 499	110 672
LAINNYA	81 474	383 188	98 075	756 394
SUB TOTAL	381 940	11 723 422	591 371	6 738 745
LATVIA				
282 Waste And Scrap Metal Of Iron/steel	0	1 003 980	0	430 453
046 Meal And Flour Of Wheat And Flour Of Meslin	0	400 000	0	154 400
288 Non-ferrous Base Metal Waste And Scraps	0	86 920	0	130 267
784 Parts And Accessories Of The Motor Vehicles	492	4 159	19 359	122 948
655 Knitted Or Crocheted Fabrics	372	2 622	10 753	73 623
LAINNYA	4 415	51 530	44 855	506 956
SUB TOTAL	5 279	1 549 211	74 967	1 418 647
ESTONIA				
723 Civil Engineering And Contractor Plants And Equipments/parts	0	23 542	0	420 207
764 Telecommunication Equipments And Parts	316	8 935	14 947	337 437
525 Radioactive And Associated Materials	0	40 000	0	226 400
641 Papers And Paperboards	0	179 040	0	168 060
232 Synthetic Rubber Latex, Synthetic/reclaimed Rubber	0	43 200	0	145 757
LAINNYA	106 410	234 250	189 261	925 691
SUB TOTAL	106 726	528 967	204 208	2 223 552
GEORGIA				
792 Aircraft And Associated Equipments And Parts	0	11 751	0	4 395 729
685 Lead	0	167 970	0	334 116
679 Tubes, Pipes, Hollow Profile, Pipe Fitting Of Iron/steel	0	17 719	0	322 370
723 Civil Engineering And Contractor Plants And Equipments/parts	1 497	2 571	74 460	140 281
842 Women's Coats/jacket, Not Knitted	590	3 899	15 347	135 916
LAINNYA	52 382	205 878	133 669	506 433
SUB TOTAL	54 469	409 788	223 476	5 834 845
CROATIA				
121 Tobacco, Unmanufactured And Refused	0	1 122 600	0	5 081 190
273 Stone, Sand And Gravel	0	995 280	0	639 864
737 Metalworking Machinery And Parts	7 790	81 597	82 808	480 670
248 Wood, simply Worked And Railway Sleeper Of Wood	48 500	526 789	28 949	433 387
653 Fabrics, Woven, Of Man-made Fibres	4 148	28 994	73 045	411 861
LAINNYA	792 303	1 732 992	648 127	3 008 289
SUB TOTAL	852 741	4 488 252	832 929	10 055 261
BOSNIA AND HERZEGOVINA				
333 Petroleum Oil, Crude	19 191 983	19 191 983	15 214 500	15 214 500
851 Footwears	0	149 035	0	122 408
248 Wood, simply Worked And Railway Sleeper Of Wood	45 300	91 355	29 123	61 543
747 Taps, Cocks, And Valves For Pipes	78	457	8 685	48 956
821 Furnitures And Parts	0	3 171	0	12 995
LAINNYA	882	1 640	6 720	20 970
SUB TOTAL	19 238 243	19 437 641	15 259 028	15 481 372

**I.6 IMPOR KOMODITI MENURUT NEGARA ASAL / IMPORT BY COUNTRY OF ORIGIN
DAN LIMA GOLONGAN BARANG (SITC) UTAMA / AND FIVE MAJOR SITC COMMODITY GROUP
*** SEPTEMBER/SEPTEMBER 2014 *****

Negara Asal/SITC/Uraian Golongan Barang <i>Country of Origin/SITC/group Description</i>	Berat Bersih / <i>Net Weight (Kg)</i>		Nilai CIF / <i>CIF Value (US\$)</i>	
	Bulan ini <i>Current month</i>	Kumulatif <i>Cum. Jan to date</i>	Bulan ini <i>Current month</i>	Kumulatif <i>Cum. Jan to date</i>
MALTA				
542 Medicaments, Including Veterinary Medicaments	0	4 631	0	863 005
251 Pulp And Waste Paper	531 950	1 557 450	104 262	272 625
778 Electrical Machinery And Apparatus	195	1 741	27 296	194 312
579 Waste And Scrap Of Plastics	0	138 088	0	61 578
776 Thermionic, Cold Cathode, And Photo Cathode Valves/tubes	58	317	3 647	51 555
LAINNYA	16 405	19 189	34 818	172 270
SUB TOTAL	548 608	1 721 416	170 023	1 615 345
SLOVAKIA				
514 Nitrogen-function Compounds	152 000	532 000	241 040	841 440
781 Passenger Motor Cars	4 650	35 701	91 476	669 328
737 Metalworking Machinery And Parts	0	105 779	0	616 802
759 Parts And Accessories For Machine Of Heading 751 Or 752	0	4 841	0	606 459
778 Electrical Machinery And Apparatus	1 713	19 890	50 125	499 388
LAINNYA	71 439	706 567	702 694	5 723 901
SUB TOTAL	229 802	1 404 778	1 085 335	8 957 318
SLOVENIA				
542 Medicaments, Including Veterinary Medicaments	0	3 967	0	1 677 307
737 Metalworking Machinery And Parts	67 680	404 780	213 124	1 317 777
699 Manufactures Of Base Metals	15 745	49 601	164 820	680 550
541 Medicinal And Pharmaceutical Products	0	4 501	0	508 750
893 Article Of Plastics	15 881	96 618	51 687	443 786
LAINNYA	28 720	701 431	400 276	4 912 831
SUB TOTAL	128 026	1 260 898	829 907	9 541 001
CZECH REPUBLIC				
251 Pulp And Waste Paper	11 582 631	66 220 033	10 197 188	58 741 161
714 Engines And Motors, Non-electric And Parts	1	267 060	1 460	8 578 449
772 Electrical Apparatus For Making And Breaking Electrical Circuits	91 442	356 859	2 835 637	6 865 674
743 Pumps, Compressors, Fans, Blowers, Centrifuges, And Parts	55 344	385 295	821 612	6 493 058
514 Nitrogen-function Compounds	510 400	2 680 920	1 025 933	5 496 677
LAINNYA	414 154	6 645 503	4 484 963	45 092 443
SUB TOTAL	12 653 972	76 555 670	19 366 793	131 267 462
SOUTH GEORGIA AND THE SOUTH SA				
672 Ingots And Other Iron/steel In Primary Forms	0	25	0	370
SUB TOTAL	0	25	0	370
REP. OF MACEDONIA				
121 Tobacco, Unmanufactured And Refused	568 960	599 910	4 326 111	4 521 703
842 Women's Coats/jacket, Not Knitted	12	1 049	1 767	134 096
845 Articles Of Apparel	2	187	386	21 707
841 Men's Coats/jackets, Not Knitted	13	139	747	15 247
844 Women's Coats/jackets, Knitted	2	242	59	9 801
LAINNYA	1 054	1 094	4 850	6 950
SUB TOTAL	570 043	602 621	4 333 920	4 709 504
FAEROE ISLANDS				
034 Fish, Fresh, Chilled Or Frozen	0	24 309	0	155 536
597 Additive For Mineral Oils	0	231	0	6 200
SUB TOTAL	0	24 540	0	161 736
RUSSIA FEDERATION				
672 Ingots And Other Iron/steel In Primary Forms	30 123 144	1 106 359 649	16 323 077	588 806 606
334 Petroleum Products, Refined	41 845 919	280 098 679	35 035 574	252 841 895
562 Fertilizers, Manufactured	74 912 046	530 641 653	23 630 343	162 504 188
333 Petroleum Oil, Crude	0	81 113 671	0	66 334 293
041 Wheat And Meslin, Unmilled	116 129 280	176 618 570	33 265 370	52 705 689
LAINNYA	28 491 094	200 575 457	28 925 398	186 724 998
SUB TOTAL	291 501 483	2 375 407 679	137 179 762	1 309 917 669

**I.6 IMPOR KOMODITI MENURUT NEGARA ASAL / IMPORT BY COUNTRY OF ORIGIN
DAN LIMA GOLONGAN BARANG (SITC) UTAMA / AND FIVE MAJOR SITC COMMODITY GROUP
*** SEPTEMBER/SEPTEMBER 2014 *****

Negara Asal/SITC/Uraian Golongan Barang <i>Country of Origin/SITC/group Description</i>	Berat Bersih / <i>Net Weight (Kg)</i>		Nilai CIF / <i>CIF Value (US\$)</i>	
	Bulan ini <i>Current month</i>	Kumulatif <i>Cum. Jan to date</i>	Bulan ini <i>Current month</i>	Kumulatif <i>Cum. Jan to date</i>
SERBIA				
891 Arms And Ammunitions	0	54 084	0	5 568 127
098 Edible Products And Preparations	20 000	64 400	266 400	861 324
122 Tobacco, Manufactured	0	1 641	0	77 896
629 Articles Of Rubbers	0	601	0	18 530
112 Alcoholic Beverages	0	3 324	0	16 111
LAINNYA	1 130	12 346	10 433	107 203
SUB TOTAL	21 130	136 396	276 833	6 649 191
MONTENEGRO				
845 Articles Of Apparel	0	20	0	700
842 Women's Coats/jacket, Not Knitted	0	9	0	328
743 Pumps, Compressors, Fans, Blowers, Centrifuges, And Parts	0	2	0	283
874 Measuring, Checking, Analysing, And Controlling Instrument And A	0	4	0	122
748 Transmission Shafts And Cranks	2	11	46	102
LAINNYA	0	1	0	7
SUB TOTAL	2	47	46	1 542
844 Women's Coats/jackets, Knitted	23	240	2 045	9 742
LAINNYA	1	40	120	2 100
SUB TOTAL	466	32 578	74 455	375 584
FAEROE ISLANDS				
034 Fish, Fresh, Chilled Or Frozen	0	24 309	0	155 536
597 Additive For Mineral Oils	0	231	0	6 200
LAINNYA	0	0	0	0
SUB TOTAL	0	24 540	0	161 736
RUSSIA FEDERATION				
672 Ingots And Other Iron/steel In Primary Forms	100 705 655	1 076 236 505	54 569 594	572 483 529
334 Petroleum Products, Refined	62 812 778	238 252 760	57 134 474	217 806 321
562 Fertilizers, Manufactured	61 112 604	455 729 607	19 026 637	138 873 845
333 Petroleum Oil, Crude	0	81 113 671	0	66 334 293
278 Other Crude Minerals	5 505 000	57 887 625	3 385 819	34 022 077
LAINNYA	33 092 108	174 686 028	22 054 134	143 217 842
SUB TOTAL	263 228 145	2 083 906 196	156 170 658	1 172 737 907
SERBIA				
891 Arms And Ammunitions	0	54 084	0	5 568 127
098 Edible Products And Preparations	4 000	44 400	53 280	594 924
122 Tobacco, Manufactured	0	1 641	0	77 896
629 Articles Of Rubbers	304	601	11 404	18 530
112 Alcoholic Beverages	0	3 324	0	16 111
LAINNYA	940	11 216	13 071	96 770
SUB TOTAL	5 244	115 266	77 755	6 372 358
MONTENEGRO				
845 Articles Of Apparel	0	20	0	700
842 Women's Coats/jacket, Not Knitted	0	9	0	328
743 Pumps, Compressors, Fans, Blowers, Centrifuges, And Parts	0	2	0	283
874 Measuring, Checking, Analysing, And Controlling Instrument And A	0	4	0	122
748 Transmission Shafts And Cranks	0	9	0	56
LAINNYA	0	1	0	7
SUB TOTAL	0	45	0	1 496

I.7 IMPOR KOMODITI TERTENTU MENURUT NEGARA ASAL UTAMA
CERTAIN COMMODITIES IMPORT BY MAIN COUNTRY OF ORIGIN
***** SEPTEMBER/SEPTEMBER 2014 *****

Komoditi Commodity	Negara Asal Country of Origin	Berat Bersih / <i>Net Weight (Kg)</i>		Nilai CIF / <i>CIF Value (US\$)</i>	
		Bulan ini Current month	Kumulatif Cum. Jan to date	Bulan ini Current month	Kumulatif Cum. Jan to date
Beras					
	THAILAND	20 965 000	133 228 600	8 639 820	60 774 327
	VIET NAM	45 675 000	80 380 850	21 220 905	37 781 501
	INDIA	3 580 000	78 246 020	1 651 441	29 453 222
	PAKISTAN	9 050 000	35 450 000	3 606 465	13 763 635
	MYANMAR	2 000 000	11 136 000	643 000	3 637 152
	Lainnya	460 902	2 397 712	433 214	3 329 213
	Subtotal	81 730 902	340 839 182	36 194 845	148 739 050
Jagung					
	INDIA	1 710 000	1 092 060 627	541 950	276 582 854
	BRAZIL	235 244 745	597 866 634	58 806 516	148 072 412
	ARGENTINA	172 231 523	440 415 596	44 690 760	115 737 638
	UNITED STATES	41 232	84 813 725	44 208	23 328 183
	THAILAND	281 150	10 371 921	1 078 829	7 378 943
	Lainnya	92 300	11 635 604	27 668	2 846 428
	Subtotal	409 600 950	2 237 164 107	105 189 931	573 946 458
Kedelai					
	UNITED STATES	86 105 762	1 588 127 032	53 653 599	962 886 691
	CANADA	80 570	21 255 398	49 331	12 725 825
	URUGUAY	8 717 620	21 051 775	5 154 184	12 670 853
	ARGENTINA	7 882 700	18 032 200	4 634 188	10 758 781
	MALAYSIA	1 018 858	9 837 714	766 718	7 109 336
	Lainnya	0	9 665 343	0	5 352 142
	Subtotal	103 805 510	1 667 969 462	64 258 020	1 011 503 628
Biji Gandum dan Meslin					
	AUSTRALIA	278 228 458	3 087 602 914	90 965 584	992 109 584
	CANADA	155 429 500	948 850 803	55 481 424	330 431 546
	UNITED STATES	11 433 229	766 443 684	3 232 274	266 843 386
	INDIA	4 550 930	357 620 776	1 433 052	110 038 658
	UKRAINE	56 928 960	195 796 255	16 812 236	56 235 911
	Lainnya	127 897 972	214 109 311	36 346 633	63 537 764
	Subtotal	634 469 049	5 570 423 743	204 271 203	1 819 196 849
Tepung Terigu					
	TURKEY	8 050 000	59 302 300	2 620 245	19 634 002
	SRI LANKA	4 816 000	34 338 000	2 022 290	14 696 510
	INDIA	6 873 240	31 208 259	2 553 275	11 506 166
	UKRAINE	872 850	11 539 050	329 815	4 319 082
	MALAYSIA	0	8 207 830	0	3 998 450
	Lainnya	1 560 499	10 926 834	719 511	5 084 433
	Subtotal	22 172 589	155 522 273	8 245 136	59 238 643
Gula Pasir					
	THAILAND	0	10 375 000	0	5 273 175
	GERMANY, FED. REP. OF	0	1 500	0	7 236
	SINGAPORE	0	557	0	4 692
	UNITED STATES	0	45	0	1 815
	AUSTRALIA	0	63	0	209
	Lainnya	0	25	0	37
	Subtotal	0	10 377 190	0	5 287 164

I.7 IMPOR KOMODITI TERTENTU MENURUT NEGARA ASAL UTAMA
CERTAIN COMMODITIES IMPORT BY MAIN COUNTRY OF ORIGIN
***** SEPTEMBER/SEPTEMBER 2014 *****

Komoditi Commodity	Negara Asal Country of Origin	Berat Bersih / Net Weight (Kg)		Nilai CIF / CIF Value (US\$)	
		Bulan ini Current month	Kumulatif Cum. Jan to date	Bulan ini Current month	Kumulatif Cum. Jan to date
Gula Tebu					
	THAILAND	88 583 330	1 378 389 228	37 127 337	610 167 977
	AUSTRALIA	133 000 000	690 142 690	57 718 373	307 420 486
	BRAZIL	66 000 000	344 832 277	29 217 460	161 393 135
	SOUTH AFRICA	0	82 560 000	0	36 117 068
	KOREA, REPUBLIC OF	0	4 995	0	6 584
	Lainnya	0	0	0	0
	Subtotal	287 583 330	2 495 929 190	124 063 170	1 115 105 250
Daging Jenis Lembu					
	AUSTRALIA	7 191 907	55 909 234	26 862 634	230 380 738
	NEW ZEALAND	967 867	17 565 575	3 822 037	75 710 196
	UNITED STATES	351 577	4 895 048	2 248 056	20 986 122
	SINGAPORE	144	47 176	1 247	176 489
	FRANCE	0	24 994	0	141 583
	Lainnya	0	0	0	0
	Subtotal	8 511 495	78 442 027	32 933 974	327 395 128
Jenis Lembu					
	AUSTRALIA	20 779 196	175 030 925	53 697 769	479 948 740
	UNITED KINGDOM	0	800	0	27 011
	UNITED STATES	0	0	0	0
	GERMANY, FED. REP. OF	0	0	0	0
	Lainnya	0	0	0	0
	Subtotal	20 779 196	175 031 725	53 697 769	479 975 751
Daging Ayam					
	BELGIUM	0	100	0	1 684
	Lainnya	0	0	0	0
	Subtotal	0	100	0	1 684
Garam					
	AUSTRALIA	310 053 000	1 501 121 008	13 862 505	68 211 542
	INDIA	28 000	235 624 169	1 960	9 840 377
	CHINA	8 731	24 349 732	3 758	1 999 977
	NEW ZEALAND	120 000	1 656 000	49 536	656 784
	GERMANY, FED. REP. OF	29 379	227 204	50 513	327 928
	Lainnya	51 097	1 110 526	24 566	369 296
	Subtotal	310 290 207	1 764 088 639	13 992 838	81 405 904
Mentega					
	NEW ZEALAND	1 681 122	11 738 906	7 005 954	55 527 316
	BELGIUM	121 864	1 907 981	761 153	11 943 593
	FRANCE	111 030	635 288	756 205	4 477 097
	NETHERLANDS	25 488	1 347 325	34 294	4 469 388
	AUSTRALIA	17 800	449 050	90 721	2 130 859
	Lainnya	54 463	448 428	253 787	2 306 312
	Subtotal	2 011 767	16 526 978	8 902 114	80 854 565
Minyak Goreng					
	MALAYSIA	1 412 766	14 791 000	1 737 855	17 229 051
	SINGAPORE	128 166	1 059 023	188 758	1 540 429
	AUSTRALIA	251 880	1 052 018	340 476	1 382 025

I.7 IMPOR KOMODITI TERTENTU MENURUT NEGARA ASAL UTAMA
CERTAIN COMMODITIES IMPORT BY MAIN COUNTRY OF ORIGIN
***** SEPTEMBER/SEPTEMBER 2014 *****

Komoditi <i>Commodity</i>	Negara Asal <i>Country of Origin</i>	Berat Bersih / <i>Net Weight (Kg)</i>		Nilai CIF / <i>CIF Value (US\$)</i>	
		Bulan ini <i>Current month</i>	Kumulatif <i>Cum. Jan to date</i>	Bulan ini <i>Current month</i>	Kumulatif <i>Cum. Jan to date</i>
	THAILAND	144 650	935 550	171 722	1 260 959
	UNITED STATES	18 655	269 638	39 434	558 014
	Lainnya	272 262	516 729	310 035	677 588
	Subtotal	2 228 379	18 623 958	2 788 280	22 648 066
Susu					
	NEW ZEALAND	5 725 817	43 995 208	24 068 439	211 477 156
	UNITED STATES	4 736 325	35 490 072	19 773 650	156 483 273
	AUSTRALIA	4 376 747	27 053 413	21 134 458	132 086 105
	FRANCE	1 885 472	15 994 840	7 043 458	67 423 822
	BELGIUM	800 000	10 600 000	3 420 065	46 686 535
	Lainnya	3 492 200	25 784 200	14 565 102	114 494 011
	Subtotal	21 016 561	158 917 733	90 005 172	728 650 902
Bawang Merah					
	THAILAND	0	20 512 146	0	9 716 059
	INDIA	2 768 400	29 199 378	958 734	8 397 391
	VIET NAM	0	11 165 900	0	5 373 519
	PHILIPPINES	9 500	1 923 105	4 760	947 028
	Lainnya	0	0	0	0
	Subtotal	2 777 900	62 800 529	963 494	24 433 997
Bawang Putih					
	CHINA	52 680 480	394 404 827	37 333 943	282 192 576
	TAIWAN	0	1 958 000	0	782 519
	VIET NAM	0	290 000	0	203 000
	SINGAPORE	0	55 883	0	23 992
	Lainnya	0	0	0	0
	Subtotal	52 680 480	396 708 710	37 333 943	283 202 087
Kelapa					
	PHILIPPINES	10 251	124 568	31 188	458 256
	THAILAND	66 288	404 995	65 182	334 169
	MALAYSIA	0	13 764	0	17 484
	Lainnya	0	0	0	0
	Subtotal	76 539	543 327	96 370	809 909
Kelapa Sawit					
	PAPUA NEW GUINEA	0	880	0	126 000
	MALAYSIA	0	259	0	59 065
	Lainnya	0	0	0	0
	Subtotal	0	1 139	0	185 065
Lada					
	VIET NAM	802 034	5 022 924	7 459 865	40 283 634
	MALAYSIA	30 000	150 920	289 703	1 282 813
	SINGAPORE	0	113 992	0	810 920
	BRAZIL	457	72 281	8 457	496 310
	NETHERLANDS	0	7 280	0	85 598
	Lainnya	3 484	18 094	39 855	166 900
	Subtotal	835 975	5 385 491	7 797 880	43 126 175

I.7 IMPOR KOMODITI TERTENTU MENURUT NEGARA ASAL UTAMA
CERTAIN COMMODITIES IMPORT BY MAIN COUNTRY OF ORIGIN
***** SEPTEMBER/SEPTEMBER 2014 *****

Komoditi <i>Commodity</i>	Negara Asal <i>Country of Origin</i>	Berat Bersih / <i>Net Weight (Kg)</i>		Nilai CIF / <i>CIF Value (US\$)</i>	
		Bulan ini <i>Current month</i>	Kumulatif <i>Cum. Jan to date</i>	Bulan ini <i>Current month</i>	Kumulatif <i>Cum. Jan to date</i>
Kentang					
	AUSTRALIA	1 609 236	10 483 359	1 091 825	6 913 073
	EGYPT	27 500	8 020 000	16 225	4 486 200
	CANADA	0	5 992 000	0	3 627 000
	UNITED KINGDOM	0	1 200 000	0	1 138 594
	CHINA	580 000	1 142 787	391 500	673 971
	Lainnya	156 000	1 305 450	41 582	406 834
	Subtotal	2 372 736	28 143 596	1 541 132	17 245 672
Teh					
	VIET NAM	558 942	4 371 320	586 558	4 810 456
	KENYA	160 481	1 548 015	402 137	3 729 140
	IRAN (ISLAMIC REPUBLIC OF)	280 685	2 903 068	225 483	2 180 072
	INDIA	248 279	1 270 955	331 702	2 117 021
	SRI LANKA	39 458	270 415	216 520	1 769 344
	Lainnya	153 985	1 237 802	474 347	3 734 775
	Subtotal	1 441 830	11 601 575	2 236 747	18 340 808
Kopi					
	VIET NAM	0	15 145 208	0	31 419 993
	BRAZIL	153 600	1 137 216	568 640	3 951 206
	ITALY	30 554	101 391	581 043	1 870 316
	INDONESIA	193 070	881 422	393 666	1 586 211
	UNITED STATES	3 282	179 797	42 373	1 204 254
	Lainnya	212 037	714 756	239 717	2 544 533
	Subtotal	592 543	18 159 790	1 825 439	42 576 513
Kakao					
	COTE D'IVOIRE	9 059 970	31 082 005	29 617 950	95 899 655
	GHANA	25 195	8 589 867	84 161	26 230 194
	ECUADOR	1 376 136	8 107 433	4 375 784	24 210 344
	PAPUA NEW GUINEA	750 000	6 071 610	2 480 250	18 159 166
	MALAYSIA	0	4 879 495	0	13 190 613
	Lainnya	4 276 827	10 406 186	14 400 224	29 888 904
	Subtotal	15 488 128	69 136 596	50 958 369	207 578 876
Cabe (segar dingin)					
	VIET NAM	0	14 707	0	24 936
	Lainnya	0	0	0	0
	Subtotal	0	14 707	0	24 936
Cabe (kering-tumbuk)					
	INDIA	1 030 696	13 679 845	1 351 984	16 435 514
	CHINA	297 914	2 718 409	395 575	3 480 284
	THAILAND	500	21 960	7 215	254 982
	UNITED STATES	236	35 363	4 366	145 463
	MALAYSIA	52 939	126 162	46 728	123 742
	Lainnya	41 459	351 930	74 048	651 906
	Subtotal	1 423 744	16 933 669	1 879 916	21 091 891
Cabe (awet sementara)					
	THAILAND	352 000	2 389 248	361 312	2 363 435
	CHINA	260 896	1 073 282	313 077	1 289 350

I.7 IMPOR KOMODITI TERTENTU MENURUT NEGARA ASAL UTAMA
CERTAIN COMMODITIES IMPORT BY MAIN COUNTRY OF ORIGIN
***** SEPTEMBER/SEPTEMBER 2014 *****

Komoditi <i>Commodity</i>	Negara Asal <i>Country of Origin</i>	Berat Bersih / <i>Net Weight (Kg)</i>		Nilai CIF / <i>CIF Value (US\$)</i>	
		Bulan ini <i>Current month</i>	Kumulatif <i>Cum. Jan to date</i>	Bulan ini <i>Current month</i>	Kumulatif <i>Cum. Jan to date</i>
	MALAYSIA	0	353 760	0	641 542
	VIET NAM	0	0	0	0
	Lainnya	0	0	0	0
	Subtotal	612 896	3 816 290	674 389	4 294 327
Tembakau					
	CHINA	3 684 493	34 776 265	19 928 022	186 913 706
	TURKEY	626 640	4 901 854	6 053 724	39 571 562
	BRAZIL	875 020	6 508 555	3 245 159	37 040 886
	UNITED STATES	383 970	3 133 712	3 667 857	24 759 170
	INDIA	52 842	4 257 489	183 651	16 961 970
	Lainnya	1 623 053	18 050 217	13 378 162	113 418 094
	Subtotal	7 246 018	71 628 092	46 456 575	418 665 388
	Subtotal	8 229 085	52 574 860	64 382 074	372 208 813

K1. IMPOR KAWASAN BERIKAT / BOUND ZONE IMPORT
MENURUT GOLONGAN BARANG 2 DIJIT HS / BY COMMODITY 2 DIGITS HS
***** SEPTEMBER/SEPTEMBER 2014 *****

HS Uraian Golongan Barang	Berat Bersih / Net Weight (Kg)		Nilai CIF / CIF Value (US\$)	
	Bulan ini Current month	Kumulatif Cum. Jan to date	Bulan ini Current month	Kumulatif Cum. Jan to date
02 Meat and edible meat offal	470	5 698	8 576	53 304
03 Fish and crustaceans	2 201 572	16 338 711	12 880 254	77 971 357
04 Dairy products, bird's eggs, natural honey	76 746	3 760 208	278 078	18 899 290
05 Products of animal origin	69 180	871 418	4 545 021	54 848 389
06 Live trees and other plants	0	5 797	0	110 641
07 Edible vegetables and certain roots and tubers	0	691	0	5 192
08 Edible fruits and nuts	10 285	38 510	32 917	136 829
09 Coffee, tea, mate, and spices	723 731	4 726 563	1 027 316	9 907 383
10 Cereals	66 204 012	324 885 108	19 419 612	97 893 339
11 Products of the milling industry; malt, starches	7 613 850	44 328 112	3 332 721	19 417 305
12 Oil seeds and oleaginous fruits; grains, seed, and fruits	79 102	924 480	119 253	2 317 494
13 Lac; gums; resins and other vegetable saps and extracts	1 005	40 155	5 329	333 477
14 Vegetable plaiting materials; vegetable products	0	1 859	0	9 058
15 Animal or vegetable oils/fats and their cleavage products	988 749	5 899 468	1 308 191	8 620 499
16 Preparations of meat/fish/crustaceans/molluscs or other aquatic inverte	239 875	1 017 063	1 356 097	5 110 014
17 Sugar and sugar confectionery	272 605 769	2 027 492 785	117 428 814	903 537 889
18 Cocoa and cocoa preparations	3 688	57 580	98 764	1 186 873
19 Preparations of cereals, flour, starch or milk; pastrycooks' products	55 437	849 518	197 381	2 386 706
20 Preparations of vegetables, fruits, nuts or other part of plants	63 651	275 477	220 909	694 119
21 Miscellaneous edible preparations	21 748	317 066	121 363	1 611 351
22 Beverages, spirit, and vinegar	144 352	1 121 511	960 745	8 152 426
23 Residues and waste from the food industries	80 259	151 550	175 105	342 011
24 Tobacco and manufactured tobacco substitutes	990 492	6 209 612	8 361 988	59 191 646
25 Salts; sulphur; earths and stone; plastering materials, lime and cemen	16 561 991	112 281 739	4 872 281	40 675 323
26 Ores, slag, and ash	83 357	1 479 986	93 108	2 764 926
27 Mineral fuels, mineral oils and products of their distillation	18 482 287	82 652 819	29 231 127	112 601 235
28 Inorganic chemicals	21 285 326	143 081 961	23 701 365	176 762 516
29 Organic chemicals	18 564 399	347 479 735	23 671 206	267 281 815
30 Pharmaceutical products	3 203	38 783	14 224	302 908
31 Fertilizers	1 094 583	5 050 445	732 988	2 958 775
32 Tanning or dyeing extracts	3 060 297	43 692 230	15 143 464	138 692 092
33 Essential oils and resinoids; perfumery, cosmetic or toilet preparatio	55 074	606 075	1 292 119	16 612 881
34 Soap, organic surfasce-active agents, washing, and lubricating prepara	1 468 943	12 258 966	5 090 910	41 664 798
35 Albuminoidal substances; modified starches; glues; enzymes	861 109	7 557 515	4 152 478	31 452 251
36 Explosives; pyrotechnic products; matches; certain combustible prepara	58 812	176 567	1 840 093	5 442 952
37 Photographic and cinematographic goods	149 488	1 119 107	661 253	4 327 770
38 Miscellaneous chemical products	3 545 416	32 694 422	17 700 262	151 315 443
39 Plastics and articles thereof	58 021 540	470 111 934	132 906 959	1 098 454 697
40 Rubber and articles thereof	13 023 320	107 043 299	34 212 386	283 957 545
41 Raw hides, skins, and leather	2 939 078	24 106 432	38 992 153	290 392 547
42 Articles of leather; saddlery and harness; travel goods and similar co	20 691	310 521	630 919	7 486 133
43 Furskins and artificial fur; manufactures thereof	3 643	39 033	842 250	7 750 937
44 Wood and articles of wood; wood charcoal	11 284 662	92 974 230	8 165 754	70 762 521
45 Cork and articles of cork	8 904	91 669	76 882	799 629
46 Manufactured of straw or other plaiting materials; basketware and wick	69 336	248 072	69 844	239 647
47 Pulp of wood or of other fibrous cellulosic material; recovered paper/p	48 608 639	255 667 674	42 502 899	225 589 152
48 Paper and paperboard; articles of paper pulp or of paper/paperboard	7 822 603	89 959 953	27 446 816	249 228 963
49 Printed books, newspapers, pictures, and other products of printing in	88 672	619 652	2 415 325	17 027 629
50 Silk	698	9 799	17 052	340 692
51 Wool, fine or coarse animal hair; horse hair yarn, woven fabrics of pa	238 809	3 278 801	6 277 443	76 039 055
52 Cotton	16 720 872	148 418 550	89 638 397	844 036 778
53 Other vegetable textile fibres; paper yarns and woven fabrics of paper	155 899	1 487 014	539 657	4 411 398
54 Man-made filaments	7 898 678	67 796 365	69 164 284	617 143 175
55 Man-made staple fibres	19 875 087	156 424 667	67 063 420	571 006 879
56 Wadding, felt, and non-wovens	2 040 628	17 296 852	15 080 956	136 689 599
57 Carpets and other textile floor coverings	58 267	454 071	414 959	3 437 067
58 Special woven fabrics; tufted textile fabrics; lace; tapestries; embro	1 440 918	11 978 255	21 525 970	190 292 188
59 Impregnated, coated, covered or laminated textile fabrics	2 915 653	25 193 050	23 358 370	225 027 097
60 Knitted or crocheted fabrics	9 613 549	95 034 993	86 533 464	877 688 643
61 Articles of apparel and clothing accessories, knitted or crocheted	201 927	1 720 464	2 387 906	21 194 289
62 Articles of apparel and clothing accessories, not knitted or crocheted	218 720	2 290 539	3 763 394	40 156 978
63 Other made up textile articles; sets; worn clothing and worn textile a	102 242	901 207	920 026	9 097 913
64 Footwear, gaiters and the like; parts of such articles	1 060 966	8 327 314	13 302 645	104 016 334
65 Headgear and parts thereof	30 927	147 740	387 723	2 155 186
66 Umbrellas, walking sticks, seat-sticks, whips, riding crops and parts	1	591	6	4 595
67 Prepared feathers and articles; artificial flowers; articles of human	8 474	80 409	813 143	9 541 299
68 Articles of stone, plaster, cement, asbestos, mica or similar material	276 740	4 248 232	2 116 240	18 277 470
69 Ceramic products	1 119 885	6 396 500	1 055 831	7 933 689
70 Glass and glassware	3 561 510	41 667 330	5 715 941	54 442 161
71 Natural and cultured pearls, precious/semi precious stones, and precio	39 358	264 225	4 230 979	34 223 016

K1. IMPOR KAWASAN BERIKAT / BOUND ZONE IMPORT
MENURUT GOLONGAN BARANG 2 DIJIT HS / BY COMMODITY 2 DIGITS HS
***** SEPTEMBER/SEPTEMBER 2014 *****

HS Uraian Golongan Barang	Berat Bersih / <i>Net Weight (Kg)</i>		Nilai CIF / <i>CIF Value (US\$)</i>	
	Bulan ini <i>Current month</i>	Kumulatif <i>Cum. Jan to date</i>	Bulan ini <i>Current month</i>	Kumulatif <i>Cum. Jan to date</i>
72 Iron and steel	100 541 521	901 945 476	72 312 345	657 128 148
73 Articles of iron and steel	12 605 785	97 070 701	37 105 456	325 208 736
74 Copper and articles thereof	8 601 443	79 920 015	63 830 641	589 166 588
75 Nickel and articles thereof	13 188	140 522	387 169	3 504 468
76 Aluminium and articles thereof	4 553 293	46 127 309	15 954 951	151 484 639
78 Lead and articles thereof	278 068	3 995 590	808 784	11 015 983
79 Zinc and articles thereof	588 414	5 346 529	1 496 027	13 345 489
80 Tin and articles thereof	33 716	550 721	1 074 730	8 260 378
81 Other base metal; cermets; and articles thereof	33 790	901 404	8 448 767	67 093 358
82 Tools, implements, cutlery, spoon and forks, of base metal and parts thereof	164 044	1 254 889	2 941 310	25 424 873
83 Miscellaneous articles of base metal	1 034 848	11 100 553	8 731 373	80 333 624
84 Nuclear reactors, boilers, machinery and mechanical appliances; parts thereof	14 327 144	150 197 106	189 948 974	1 735 319 352
85 Electrical machinery and equipments; sound recorders/reproducers, visual apparatus, and parts thereof	12 347 086	105 114 066	331 352 573	2 993 574 849
86 Railway and tramway locomotive, mechanical traffic, and all kinds thereof	3 170	33 621	15 972	364 462
87 Vehicles other than railway/tramway, and parts and accessories thereof	9 788 590	66 080 923	59 275 001	414 969 615
88 Aircraft and its components	7 144	371 939	5 115 448	80 413 646
89 Ships, boat, and floating structures	90 575	526 311	148 795	1 082 887
90 Optical, photographic, cinematographic, measuring, checking, medical instruments, and parts thereof	411 322	4 359 028	12 405 322	127 479 000
91 Clocks and watches and parts thereof	3 854	110 589	186 019	2 211 183
92 Musical instruments; parts and accessories of such articles	867 117	8 033 786	11 753 818	95 020 624
93 Arms and ammunition; parts and accessories thereof	0	1 593	0	32 207
94 Furnitures, bedding, mattress supports, cushions and stuffed furnishings	233 029	3 629 501	1 094 443	17 705 012
95 Toys, games and sports requisites; parts and accessories thereof	41 402	320 837	908 902	5 704 332
96 Miscellaneous manufactured articles	601 150	6 956 758	11 136 455	119 846 226
97 Works of arts, collectors' pieces and antiques	2 072	10 323	37 786	162 872
98 Vehicles and their components	361 339	2 067 741	8 910 692	51 980 383
TOTAL IMPORT	814 452 258	6 360 246 558	1 848 027 058	15 942 270 112

K2. IMPOR KAWASAN BERIKAT / BOUND ZONE IMPORT
MENURUT GOLONGAN BARANG SITC / BY SITC COMMODITY GROUP
***** SEPTEMBER/SEPTEMBER 2014 *****

SITC Uraian Golongan Barang Group Description	Berat Bersih / Net Weight (Kg)		Nilai CIF / CIF Value (US\$)	
	Bulan ini Current month	Kumulatif Cum. Jan to date	Bulan ini Current month	Kumulatif Cum. Jan to date
A. By Commodity 1 Dijit SITC				
0 Food and Live Animals	342 417 245	2 380 445 391	153 363 444	1 120 213 617
1 Beverages and Tobacco	1 134 842	7 321 694	9 322 645	67 309 559
2 Crude Materials, Inedible	158 221 528	1 207 606 687	154 817 485	1 225 315 181
3 Mineral Fuels, Lubricants, etc.	18 482 287	82 652 055	29 231 127	112 596 083
4 Animal & Vegetable Oils/Fats	988 749	5 890 530	1 308 191	8 540 928
5 Chemicals	111 160 263	1 069 847 281	207 024 416	1 744 893 799
6 Manufactured Goods	136 455 631	1 203 937 678	602 982 941	5 506 823 103
7 Machinery and Transportation Equipments	37 024 346	325 659 748	594 392 596	5 268 750 517
8 Miscellaneous Manufactured Articles	8 567 234	76 884 190	93 762 012	875 528 903
9 Special Commodities and Transaction	133	1 304	1 822 201	12 298 422
B. By Commodity 2 Dijit SITC				
01 Meat and meat preparations	656	91 343	11 686	247 349
02 Dairy product and eggs	76 746	3 762 068	278 078	18 916 623
03 Fish, crustaceans, molluscs and their preparations	2 441 261	17 270 129	14 233 241	82 887 326
04 Cereals and cereal preparations	66 284 521	325 795 531	19 556 974	99 698 132
05 Fruits and vegetables	109 696	196 441	326 761	767 321
06 Sugar, sugar preparations, and honey	272 605 769	2 027 492 785	117 428 814	903 537 889
07 Coffee, tea, cocoa, and spices	728 608	4 788 007	1 132 952	11 116 787
08 Feeding stuff for animals	80 259	151 550	175 105	342 011
09 Miscellaneous food preparations	89 729	897 537	219 833	2 700 179
11 Beverages	144 350	1 112 082	960 657	8 117 913
12 Tobacco and tobacco manufactured	990 492	6 209 612	8 361 988	59 191 646
21 Hides, skins and furskins	864	4 289	255 704	997 063
22 Oil seeds, nuts, and kernels	9 045	9 065	14 571	16 119
23 Crude rubber	11 815 923	96 871 023	25 007 602	205 047 863
24 Wood, lumber, and cork	4 262 068	35 614 045	3 547 740	28 170 078
25 Pulp and waste paper	48 608 639	255 667 674	42 502 899	225 589 152
26 Textile fibres and their waste	25 394 278	206 630 335	54 189 871	467 419 642
27 Crude fertilizers and crude minerals	15 726 143	99 422 751	4 868 623	39 713 140
28 Metalliferous ores and metal scraps	52 334 326	511 622 864	19 879 843	200 863 614
29 Crude animals and vegetable materials, nes	70 242	1 764 641	4 550 632	57 498 510
32 Coal, coke, and briquettes	0	140 925	0	69 134
33 Petroleum and petroleum products	18 409 415	82 022 870	28 920 208	110 999 207
34 Gas; natural and manufactured	72 872	488 260	310 919	1 527 742
41 Animal oils and fats	0	10	0	99
42 Fixed vegetable oils/fats	810 444	5 416 245	1 038 725	7 608 370
43 Animal vegetable oils/fats	178 305	474 275	269 466	932 459
51 Organic chemicals	18 580 895	347 658 471	22 613 790	259 430 027
52 Inorganic chemicals	21 242 967	141 941 120	23 656 705	175 781 672
53 Dyeing, tanning, and colouring materials	3 140 028	44 569 935	15 124 711	139 306 309
54 Medical and pharmaceutical products	54 042	476 922	1 277 442	10 252 346
55 Essential oils and perfumery materials	754 481	6 049 671	3 599 832	34 848 790
56 Manufactured fertilizers	926 583	4 053 610	672 723	2 610 887
57 Plastics in primary forms	49 947 612	399 660 747	88 021 384	708 956 623
58 Plastics in non-primary forms	4 052 408	37 491 399	22 902 846	190 936 327
59 Chemical materials and its products, nes	12 461 247	87 945 406	29 154 983	222 770 818
61 Leather, leather med, nes	2 945 877	24 193 021	39 174 405	293 070 856
62 Rubber manufactured, nes	1 177 372	9 793 894	9 047 163	76 876 980
63 Wood and cork manufactured	7 031 498	57 451 854	4 694 896	43 392 072
64 Paper, paperboard, and manufactured thereof	7 427 982	85 871 725	20 097 378	175 777 387
65 Textile yarns, fabrics, and their products	35 665 543	321 787 166	326 282 192	3 088 183 562
66 Non metallic minerals manufactured	6 128 638	67 363 547	9 080 591	84 084 131
67 Iron and steel	56 638 603	462 987 823	73 545 602	651 317 501
68 Non ferrous metals	13 451 007	131 276 747	89 884 802	819 839 761
69 Manufactured of metal, nes	5 989 111	43 211 901	31 175 912	274 280 853
71 Power generating machine and equipments	2 458 254	17 893 224	12 698 822	158 357 721
72 Machinery specialized for particular industry	4 143 480	51 777 294	96 653 581	828 446 097
73 Metalworking machinery	770 386	7 722 595	14 005 704	112 702 730
74 General industrial machinery and equipments	7 836 677	79 621 952	65 974 148	591 314 994
75 Office machinery and automatic data processing	264 137	3 315 566	13 812 318	135 611 683
76 Telecommunication and reproducers apparatus	4 095 565	34 371 799	105 217 103	945 129 196
77 Electrical machinery and apparatus	7 257 210	62 079 587	213 363 762	1 953 612 564
78 Road vehicles	10 100 702	67 970 475	67 401 717	461 861 437
79 Other transportation equipments	97 935	907 256	5 265 441	81 714 095

K2. IMPOR KAWASAN BERIKAT / BOUND ZONE IMPORT
MENURUT GOLONGAN BARANG SITC / BY SITC COMMODITY GROUP
***** SEPTEMBER/SEPTEMBER 2014 *****

SITC Uraian Golongan Barang Group Description	Berat Bersih / Net Weight (Kg)		Nilai CIF / CIF Value (US\$)	
	Bulan ini Current month	Kumulatif Cum. Jan to date	Bulan ini Current month	Kumulatif Cum. Jan to date
81 Sanitary, plumbing, and fittings	233 782	3 437 328	898 446	13 956 079
82 Furniture	32 607	560 731	325 664	4 688 586
83 Traveling goods	13 122	179 799	370 428	3 660 613
84 Clothing	681 025	6 872 884	9 138 890	97 159 540
85 Footwear	1 060 966	8 327 314	13 302 645	104 016 334
87 Professional, scientific, and contractor instruments	301 420	3 129 166	6 980 689	80 222 905
88 Photographic apparatus, equipments and optics	261 990	2 456 023	6 202 461	53 324 755
89 Miscellaneous manufactured articles	5 982 322	51 920 945	56 542 789	518 500 091
96 Coin; not being legal tender	0	4	0	98
97 Gold; non monetary	133	1 300	1 822 201	12 298 324
C. By Commodity 3 Dijit SITC				
011 Meat Of Bovine Animals Fresh, Chilled Or Frozen	8	8	200	200
012 Other Meat, Other Edible Meat Offal, Fresh, Chilled Or Frozen	136	4 475	1 047	25 650
016 Meat And Edible Meat Offal, Salted, Dried, Edible Flour Of Meat	326	1 215	7 329	27 454
017 Meat And Edible Meat Offal, Prepared Or Preserved	186	85 645	3 110	194 045
022 Milk,cream, And Milk Products Other Than Butter Or Cheese	76 664	3 757 901	276 586	18 857 440
024 Cheese And Curds	81	2 306	1 491	41 849
025 Eggs, Birds, And Egg Yolks; Fresh, Dried Or Otherwise Preserved	1	1 861	1	17 334
034 Fish, Fresh, Chilled Or Frozen	1 391 927	11 078 973	4 847 188	31 425 382
035 Fish, Dried Salted Or In Brine; Smoked Fish	109	7 769	2 365	35 805
036 Crustaceans, Molluscs, And Aquatic Invertebrates	809 536	5 251 969	8 030 701	46 510 170
037 Fish, Crustaceans, Molluscs, And Other Aquatic Invertebrates; Pr	239 689	931 418	1 352 987	4 915 969
041 Wheat And Meslin, Unmilled	66 204 012	324 885 087	19 419 612	97 893 281
044 Maize, Unmilled	0	21	0	58
047 Other Cereal Meals And Flours	60 000	438 640	13 770	242 254
048 Cereal Preparations And Preparations Of Flours/starchs Of Fruit	20 509	471 783	123 592	1 562 539
054 Vegetables, Fresh, Chilled, Frozen Or Simply Preserved	70 000	70 559	104 400	108 428
056 Vegetables, Roots And Tubers, Prepared Or Preserved Nes	2 270	2 618	8 891	11 833
057 Fruit And Nut; Fresh Or Dried	10 276	31 193	31 507	100 129
058 Fruits, Preserved And Preparations	1 573	34 878	23 302	337 305
059 Fruit And Vegetable Juices	25 577	57 193	158 661	209 626
061 Sugar, Molasses, And Honey	272 605 500	2 027 489 065	117 421 386	903 462 702
062 Sugar Confectionery	269	3 720	7 428	75 187
071 Coffee And Coffee Substitutes	1 189	4 565	6 872	35 013
072 Cocoa	0	1 704	0	15 103
073 Chocolate And Other Food Preparations Containing Cocoa	3 688	55 876	98 764	1 171 770
074 Tea And Mate	693 492	4 018 703	736 222	4 602 746
075 Spices	30 239	707 159	291 094	5 292 155
081 Feeding Stuff For Animals	80 259	151 550	175 105	342 011
091 Margarine And Shortening	0	8 938	0	79 571
098 Edible Products And Preparations	89 729	888 599	219 833	2 620 608
111 Non-alcoholic Beverages, Nes	12 540	117 013	12 459	106 618
112 Alcoholic Beverages	131 810	995 069	948 198	8 011 295
121 Tobacco, Unmanufactured And Refused	907 911	5 520 899	6 637 279	45 513 704
122 Tobacco, Manufactured	82 581	688 713	1 724 709	13 677 942
211 Hides And Skins, Raw	0	1 615	0	76 900
212 Furskins, Raw	864	2 674	255 704	920 163
222 Oil Seeds Use For Extraction Ofsoft Fixed Vegetable Oils	0	20	0	1 548
223 Oil Seeds Use For Extraction Of Other Fixed Vegetable Oils	9 045	9 045	14 571	14 571
231 Natural Rubber Latex;natural Rubber And Similar Natural Gums	1 335 506	14 132 129	2 218 335	27 384 693
232 Synthetic Rubber Latex, Synthetic/reclaimed Rubber	10 480 417	82 738 894	22 789 267	177 663 170
244 Cork,natural,raw And Waste	1 974	10 537	7 140	75 632
245 Fuel Wood And Wood Charcoal	1 000	6 007	883	5 336
246 Wood In Chips Or Particles And Waste	1 297 947	12 409 584	395 674	3 698 305
247 Wood In The Rough Or Roughly Squared	0	275 416	0	269 167
248 Wood, simply Worked And Railway Sleeper Of Wood	2 961 147	22 912 501	3 144 043	24 121 638
251 Pulp And Waste Paper	48 608 639	255 667 674	42 502 899	225 589 152
261 Silk	54	62	5 850	6 634
263 Cotton	8 868 704	78 633 636	17 972 979	166 785 350
264 Jute And Other Textile Bast Fibres	138 600	966 395	187 110	1 163 816
265 Vegetable Textile Fibres,raw Or Processed;waste Of These Fibres	0	27 775	0	192 306
266 Synthetic Fibres Suitable For Spinning	9 375 043	76 657 560	21 444 041	192 559 859
267 Other Man-made Fibres Suitable For Spinning And Waste	6 996 925	49 769 670	14 515 047	99 798 158
268 Wool And Other Animal Hair	14 947	573 695	64 837	6 910 011
269 Old Clothing And Other Old Textile Articles; Rags	5	1 542	7	3 508

K2. IMPOR KAWASAN BERIKAT / BOUND ZONE IMPORT
MENURUT GOLONGAN BARANG SITC / BY SITC COMMODITY GROUP
***** SEPTEMBER/SEPTEMBER 2014 *****

SITC Uraian Golongan Barang Group Description	Berat Bersih / Net Weight (Kg)		Nilai CIF / CIF Value (US\$)	
	Bulan ini Current month	Kumulatif Cum. Jan to date	Bulan ini Current month	Kumulatif Cum. Jan to date
272 Fertilizers, Crude	264 800	1 676 435	169 085	1 138 598
273 Stone, Sand And Gravel	1 041 513	8 950 066	239 571	2 573 666
274 Sulphur And Unroasted Iron Pyrites	11 126 086	60 916 912	2 001 248	12 549 738
277 Natural Abrasives	56 790	1 433 291	176 489	1 629 287
278 Other Crude Minerals	3 236 954	26 446 047	2 282 230	21 821 851
281 Iron Ore And Concentrates	0	2 019	0	2 767
282 Waste And Scrap Metal Of Iron/steel	52 086 427	508 210 054	19 622 042	194 754 724
283 Copper Ores And Concentrates	0	21	0	415
284 Nickel Ores And Concentrates	0	1	0	1
285 Aluminium Ores And Concentrates	102 298	1 460 637	83 560	1 195 954
287 Ores And Concentrates Of Basemetals	2 281	1 135 315	27 509	2 237 603
288 Non-ferrous Base Metal Waste And Scraps	143 320	813 872	146 732	2 395 758
289 Ores And Concentrates Of Precious Metals; Waste,scraps	0	945	0	276 392
291 Crude Animal Materials	69 180	871 418	4 545 021	54 848 389
292 Crude Vegetable Materials	1 062	893 223	5 611	2 650 121
325 Coke And Semi Coke Of Coal/lignite/peat	0	140 925	0	69 134
334 Petroleum Products, Refined	18 164 270	80 525 915	28 631 112	108 286 003
335 Residual Petroleum Products, And Related Materials	245 145	1 496 955	289 096	2 713 204
342 Liquefied Propane And Butane	39	758	238	1 730
343 Natural Gas, Liquefied Or Not	0	110	0	575
344 Petroleum Gases And Other Gas	72 833	487 388	310 681	1 522 837
345 Coal Gas, Water Gas And Similar Gas	0	4	0	2 600
411 Animal Oils And Fats	0	10	0	99
421 Fixed Vegetable Fats And Oils Soft,crude,refined Or Fractioned	810 442	5 096 621	1 038 603	6 684 124
422 Fixed Vegetable Fats And Oils Solid,crude,refined Or Fractioned	2	319 624	122	924 246
431 Animal And Vegetable Oil; Fat Processed And Their Wax	178 305	474 275	269 466	932 459
511 Hydrocarbon And Their Halogenated, Nitrated Derivatives	1 849 117	47 467 403	2 622 113	65 341 769
512 Alcohols,phenols,phenol-alcohols And Their Halogenated	11 120 974	247 625 018	6 468 369	65 839 001
513 Carboxylic Acids,and Their Anhydrides,halides,peroxides	2 515 868	20 281 436	5 423 793	42 823 653
514 Nitrogen-function Compounds	1 920 822	19 147 121	5 162 456	46 967 756
515 Organo-inorganic And Heterocyclic Compounds	787 034	8 514 056	1 490 991	24 884 577
516 Other Organic Chemicals	387 080	4 623 437	1 446 068	13 573 271
522 Inorganic Chemical Elements, Oxides And Halogen Salts	19 040 891	124 560 083	20 361 583	152 484 252
523 Metallicsalts And Peroxysalts	2 164 892	17 055 633	2 125 309	15 733 458
524 Other Inorganic Chemicals:chemical Compound Of Precious Met	27 122	182 414	1 109 171	6 656 148
525 Radioactive And Associated Materials	10 062	142 990	60 642	907 814
531 Synthetic Organic; Colouring Matter	1 435 819	12 643 626	6 970 986	69 805 982
532 Dyeing/tanning Extracts And Synthetic Tanning Materials	112 597	1 109 894	350 598	2 451 590
533 Pigments, Paints, Varnishes, And Related Materials	1 591 612	30 816 415	7 803 127	67 048 737
541 Medicinal And Pharmaceutical Products	54 042	476 799	1 277 442	10 248 714
542 Medicaments, Including Veterinary Medicaments	0	123	0	3 632
551 Essential Oils, Perfumes, And Flavour Materials	41 317	452 211	782 745	4 859 351
553 Perfumery, Cosmetics, And Toilet Preparations	13 757	153 864	509 374	11 753 530
554 Soap,cleansing And Polishing Preparations	699 407	5 443 596	2 307 713	18 235 909
562 Fertilizers, Manufactured	926 583	4 053 610	672 723	2 610 887
571 Polymers Of Ethylene In Primary Forms	19 422 339	147 169 464	33 697 132	241 618 292
572 Polimers Of Styrene In Primary Forms	6 265 214	58 039 484	13 997 820	124 221 277
573 Polimers Of Vinyl Chloride In Primary Forms	272 768	3 040 008	713 346	22 700 109
574 Poliacetals And Polycarbons In Primary Forms	2 196 475	17 679 143	9 511 073	69 811 834
575 Other Plastics In Primary Forms	15 606 798	118 041 742	26 679 124	216 667 906
579 Waste And Scrap Of Plastics	6 184 018	55 690 906	3 422 889	33 937 205
581 Tubes, Pipes, And Hoses Of Plastics	182 909	1 735 023	2 249 661	19 682 037
582 Plates, Sheets, And Film Of Plastics	3 859 900	35 682 914	20 392 132	169 513 519
583 Monofilament And Rod Of Plastics	9 599	73 462	261 053	1 740 771
591 Disinfectants, Insecticides, And Fungicides Put In Forms	136 425	986 366	318 012	3 512 917
592 Starches, Inulin, And Wheat Glutenal Buminoidal Substances; Glu	8 383 588	51 316 870	7 346 927	49 667 755
593 Explosive And Pyrotechnic Products	58 812	176 487	1 840 093	5 440 149
597 Additive For Mineral Oils	848 196	5 675 946	3 454 980	21 504 444
598 Miscellaneous Chemical Products	3 034 226	29 789 737	16 194 971	142 645 553
611 Leathers	2 939 078	24 104 817	38 992 153	290 315 647
612 Manufactures And Composition Leathers	6 783	76 264	182 014	2 200 526
613 Furskins, Tanned Or Dressed	16	11 940	238	554 683
621 Materials Of Rubber	267 171	3 114 706	2 330 817	23 796 084
625 Rubber Tyre,tyre Cases,tyre Treads,inner Tubes, And Tyre Flaps	497 798	3 043 341	530 172	3 898 170
629 Articles Of Rubbers	412 403	3 635 847	6 186 174	49 182 726
633 Cork Manufactures	6 930	81 132	69 742	723 997

K2. IMPOR KAWASAN BERIKAT / BOUND ZONE IMPORT
MENURUT GOLONGAN BARANG SITC / BY SITC COMMODITY GROUP
***** SEPTEMBER/SEPTEMBER 2014 *****

SITC Uraian Golongan Barang Group Description	Berat Bersih / Net Weight (Kg)		Nilai CIF / CIF Value (US\$)	
	Bulan ini Current month	Kumulatif Cum. Jan to date	Bulan ini Current month	Kumulatif Cum. Jan to date
634 Veneers,plywood,improved/reconstituted Wood Worked	6 897 697	56 085 212	4 102 445	33 690 145
635 Wood Manufactures	126 871	1 285 510	522 709	8 977 930
641 Papers And Paperboards	3 904 897	57 972 073	9 496 568	86 345 018
642 Paper And Paperboard Cut To Size/shape And Article Of Papers	3 523 085	27 899 652	10 600 810	89 432 369
651 Textile Yarns	4 626 969	39 144 684	23 442 629	196 093 082
652 Cotton Fabrics, Woven	5 991 122	54 517 468	64 484 469	620 793 590
653 Fabrics, Woven, Of Man-made Fibres	8 822 649	76 110 391	88 019 188	795 435 286
654 Textile Fabrics, Woven, Other Than Of Cotton Or Man-made Fibr	140 858	1 946 563	3 858 549	48 699 193
655 Knitted Or Crocheted Fabrics	9 613 549	95 034 993	86 533 464	877 688 643
656 Tulle,lace,embroidery,ribbons,trimmings And Other Small Wares	1 348 456	10 814 686	20 174 977	171 218 833
657 Special Yarns,textile Fabrics	4 963 833	42 843 220	38 493 842	365 531 952
658 Made-up Articles, Wholly/chiefly Of Textile Materials	94 216	900 361	800 332	9 051 772
659 Floor Coverings	63 891	474 800	474 742	3 671 211
661 Lime,cement And Fabricated Construction Materials	1 041 969	15 787 936	116 472	2 248 577
662 Clay And Refactory Construction Materials	1 001 378	6 113 983	585 984	3 294 266
663 Mineral Manufactures	520 790	3 846 218	2 610 975	22 539 450
664 Glass	3 352 892	40 323 277	4 690 553	46 464 025
665 Glassware	201 109	1 188 505	961 848	7 426 149
666 Pottery	8 435	79 265	53 473	511 084
667 Pearl, Precious And Semi Precious Stones	2 065	24 363	61 286	1 600 580
671 Pig Iron,spiegeleisen,sponge Iron, And Ferro-alloys	347 885	2 434 570	666 782	4 979 470
672 Ingots And Other Iron/steel In Primary Forms	15 601 866	128 798 078	11 479 300	102 707 279
673 Flat Rolled Products, Not Clad	17 624 528	116 157 316	14 144 850	92 264 443
674 Flat Rolled Products, Clad Or Plated	8 712 069	82 372 118	11 907 364	112 605 617
675 Flat Rolled Products And Alloy Steels	1 923 565	15 744 648	5 233 471	42 604 550
676 Iron/steel Bars, Rods, Angels, Shaped And Sections	3 066 077	35 471 766	5 758 156	76 139 951
677 Rail/railway And Tractor Construction Of Iron/steel Materials	608	17 463	10 783	94 443
678 Wire Of Iron/steel	1 184 262	12 879 006	3 529 282	33 130 532
679 Tubes, Pipes, Hollow Profile, Pipe Fitting Of Iron/steel	8 177 743	69 112 858	20 815 614	186 791 216
681 Silver, Platinum, And Other Metal Of The Platinum Groups	32 518	185 875	1 866 352	14 549 849
682 Copper	8 476 625	78 740 621	62 780 286	577 103 610
683 Nickel	11 214	118 524	354 471	3 147 394
684 Aluminium	4 044 339	42 883 128	13 635 159	134 276 253
685 Lead	269 266	3 699 220	593 884	8 171 484
686 Zinc	559 667	5 101 012	1 425 426	12 758 242
687 Tin	30 967	209 316	1 017 360	7 411 111
689 Miscellaneous Non-ferrous Basemetals Employed In Metallurgy	26 411	339 051	8 211 864	62 421 818
691 Structures And Parts Of Iron/steel Or Aluminium	1 044 179	4 375 750	1 121 930	10 806 640
692 Metal Containers For Storage And Transportations	1 177 528	7 308 043	3 073 702	23 440 736
693 Wire Products And Fencing Grills	881 034	3 916 157	2 042 467	10 758 184
694 Nails, Screws, Nuts, Bolts, Rivets Of Iron/steel Or Copper	706 106	6 676 144	5 349 106	52 076 577
695 Tools For Used In The Hand Or In Machines	153 609	1 123 312	2 744 853	23 780 980
696 Cutlery	10 435	131 546	196 457	1 642 547
697 Household Equipment Of Base Metals	97 645	596 443	253 708	2 183 731
699 Manufactures Of Base Metals	1 918 575	19 084 506	16 393 689	149 591 458
711 Steam And Other Vapour Generating Boilers And Parts	50 559	1 736 146	818 480	10 056 950
712 Steam Or Other Generating Boilers And Parts	300	95 687	6 204	1 345 466
713 Internal Combustion Piston Engines And Parts	1 528 943	8 118 446	3 841 378	45 689 190
714 Engines And Motors, Non-electric And Parts	1 691	677 146	788 337	28 038 241
716 Rotating Electric Plants And Parts	867 111	6 941 797	7 011 134	65 657 563
718 Other Power Generating Machines And Parts	9 650	324 002	233 289	7 570 311
721 Agricultural Machinery And Parts	6 424	122 973	114 383	1 181 069
722 Tractors	52 181	67 181	798 750	1 050 025
723 Civil Engineering And Contractor Plants And Equipments/parts	880 760	7 035 837	2 658 749	18 603 245
724 Textile/leather Machinery And Parts	1 168 419	15 429 186	18 399 686	210 584 890
725 Papermill/pulpmill Machinery And Paper Cutting Machines	136 556	687 777	1 691 562	7 846 859
726 Printing/book Binding Machinery And Parts	1 132 056	8 385 449	53 220 928	407 287 236
727 Food Processing Machines And Parts	4 938	6 587 229	202 350	30 541 842
728 Other Machines And Equipment Specialized For Particular Indust	762 146	13 461 662	19 567 173	151 350 931
731 Machine Tools By Removing Metal	317 394	2 791 256	4 161 112	37 210 046
733 Machine Tool For Working Metals	267 203	2 833 091	3 140 351	28 537 795
735 Parts Of Machine Tools	38 274	689 794	4 212 231	30 161 181
737 Metalworking Machinery And Parts	147 515	1 408 454	2 492 010	16 793 708
741 Heating And Cooling Equipments And Parts	1 924 381	14 990 560	17 186 087	107 398 828
742 Pumps For Liquid And Parts	188 071	4 405 964	3 496 509	44 556 642
743 Pumps, Compressors, Fans, Blowers, Centrifuges, And Parts	1 953 403	22 208 353	9 228 079	89 669 122

K2. IMPOR KAWASAN BERIKAT / BOUND ZONE IMPORT
MENURUT GOLONGAN BARANG SITC / BY SITC COMMODITY GROUP
***** SEPTEMBER/SEPTEMBER 2014 *****

SITC Uraian Golongan Barang Group Description	Berat Bersih / Net Weight (Kg)		Nilai CIF / CIF Value (US\$)	
	Bulan ini Current month	Kumulatif Cum. Jan to date	Bulan ini Current month	Kumulatif Cum. Jan to date
744 Mechanical Handling Equipments And Parts	841 949	9 923 529	3 463 130	37 356 127
745 Other Non-electical Machinery, Tools, And Mechanical Apparatu	146 884	1 760 578	1 917 412	33 162 144
746 Ball Or Roller Bearings	1 257 757	9 483 944	7 220 816	61 985 649
747 Taps, Cocks, And Valves For Pipes	201 928	2 547 048	2 771 150	41 851 320
748 Transmission Shafts And Cranks	758 567	9 558 921	8 551 979	81 460 339
749 Non-electric Parts And Accessories Of Machineries	563 737	4 743 055	12 138 986	93 874 823
751 Office Machines	30 771	1 184 703	1 398 013	12 693 468
752 Automatic Data Processing Machines And Their Units	173 856	1 604 795	10 754 365	106 217 501
759 Parts And Accessories For Machine Of Heading 751 Or 752	59 510	526 068	1 659 940	16 700 714
761 Television Receivers	26 746	1 478 976	158 019	7 321 581
762 Radio Broadcast Receivers	1 528	6 691	250 141	815 419
763 Sound Recorders Or Reproducers	1 193	31 161	93 210	1 616 247
764 Telecommunication Equipments And Parts	4 066 098	32 854 971	104 715 733	935 375 949
771 Electric Power Machinery And Parts	294 621	3 109 242	6 618 195	79 472 096
772 Electrical Apparatus For Making And Breaking Electrical Circuits	1 973 669	17 780 547	62 523 927	547 353 887
773 Equipment For Distributing Electricity	1 746 589	14 717 180	22 785 220	182 748 855
774 Electrical Apparatus For Medical Purposes And Radiological Appa	1 394	3 392	57 174	390 900
775 Household Type, Electrical/non-electrical Equipments	594 522	4 918 544	2 781 030	25 109 987
776 Thermionic, Cold Cathode, And Photo Cathode Valves/tubes	608 441	5 183 956	93 912 118	844 083 739
778 Electrical Machinery And Apparatus	2 037 974	16 366 726	24 686 098	274 453 100
781 Passengger Motor Cars	377 970	2 167 810	11 435 907	50 536 453
782 Motor Vehicle For The Transportation Of Goods	309 184	2 907 210	503 220	5 316 514
783 Road Motor Vehicles	0	49 324	0	80 408
784 Parts And Accessories Of The Motor Vehicles	3 989 861	26 039 932	50 839 921	349 787 876
785 Motorcycles, Scooters, And Other Cycles Motorized/non Motori	5 369 101	36 590 949	4 498 881	55 282 948
786 Trailers And Other Vehicles, Not Motorized	54 586	215 250	123 788	857 238
791 Railway Vehicles And Associated Equipments	216	9 006	1 198	217 562
792 Aircraft And Associated Equipments And Parts	7 144	371 939	5 115 448	80 413 646
793 Ships, Boats, And Floating Structures	90 575	526 311	148 795	1 082 887
811 Prefabricated Buildings	169 618	2 207 527	422 570	4 050 416
812 Sanitary, Plumbing, Heating, And Lighting Fixtures/fittings	25 317	80 858	115 479	401 740
813 Lighting Fixtures And Fittings	38 847	1 148 943	360 397	9 503 923
821 Furnitures And Parts	32 607	560 731	325 664	4 688 586
831 Travel Goods	13 122	179 799	370 428	3 660 613
841 Men's Coats/jackets, Not Knitted	10 232	84 344	89 197	630 267
842 Women's Coats/jacket, Not Knitted	50 700	432 049	390 818	3 569 032
843 Men's Coats/jackets, Knitted	1 956	38 124	58 408	956 557
844 Women's Coats/jackets, Knitted	14 701	28 513	195 826	381 508
845 Articles Of Apparel	208 024	1 911 438	3 146 243	29 337 690
846 Clothing Accessories Of Textiles Fabrics	135 034	1 516 538	2 270 808	26 476 261
848 Articles Of Apparel And Clothing Accessories Of Other Than Texti	260 378	2 861 878	2 987 590	35 808 225
851 Footwears	1 060 966	8 327 314	13 302 645	104 016 334
871 Optical Instrument And Apparatus	68 745	542 996	2 341 205	21 871 347
872 Medical Instruments And Appliances	26 621	112 774	164 783	756 732
873 Meters And Counters	71 859	1 077 067	944 404	12 150 046
874 Measuring, Checking, Analysing, And Controlling Instrument And	134 195	1 396 329	3 530 297	45 444 780
881 Photographic Apparatus And Equipments	5 283	38 210	1 157 452	6 371 609
882 Photographic And Chinematographic Supplies	149 468	1 118 762	659 731	4 313 732
883 Cinematograph Film, Exposed And Developed	20	345	1 522	14 038
884 Optical Goods	103 365	1 188 117	4 197 737	40 414 193
885 Watches And Clocks	3 854	110 589	186 019	2 211 183
891 Arms And Ammunitions	0	1 608	0	34 577
892 Printed Matter	483 293	4 707 880	9 764 763	90 479 205
893 Article Of Plastics	3 830 256	30 713 895	20 175 926	174 599 158
894 Baby Carriages, Toys, Games, And Sporting Goods	41 420	323 064	909 458	5 788 435
895 Office And Stationery Supplies	104 644	1 279 766	1 182 622	10 048 094
896 Works Of Art, Collectors Pieces And Antiques	2 072	10 323	37 786	162 872
897 Jewellery, Goldsmith, Silversmith Wares, And Other Articles	4 536	51 999	460 220	5 625 430
898 Musical Instrument And Parts/accessories	872 052	8 116 466	12 411 656	105 231 927
899 Other Miscellaneous Manufactured Articles	644 049	6 715 944	11 600 358	126 530 393
961 Coin Not Being Legal Tender	0	4	0	98
971 Gold, Non-monetary	133	1 300	1 822 201	12 298 324
TOTAL IMPORT	814 452 258	6 360 246 558	1 848 027 058	15 942 270 112

**K3. IMPOR KAWASAN BERIKAT / BOUND ZONE IMPORT
MENURUT NEGARA ASAL / BY COUNTRY OF ORIGIN
*** SEPTEMBER/SEPTEMBER 2014 *****

Kode Code	Negara Asal Country of Origin	Berat Bersih / Net Weight (Kg)		Nilai CIF / CIF Value (US\$)	
		Bulan ini Current month	Kumulatif Cum. Jan to date	Bulan ini Current month	Kumulatif Cum. Jan to date
111	JP Japan	33 182 913	321 231 981	293 822 188	2 420 940 231
112	HK Hong Kong	20 006 287	171 368 269	111 918 345	987 727 620
113	KP Korea, Dem. People'S Rep.	140 772	948 650	139 048	891 118
114	KR Korea, Republic Of	44 194 924	391 914 970	243 734 395	2 322 946 969
115	TW Taiwan	17 579 280	142 732 952	111 881 724	913 642 645
116	CN China	90 548 082	697 444 122	344 785 992	3 112 347 311
118	MO Macau	105 276	924 844	572 576	5 278 098
120	PG Papua New Guinea	1 030 319	6 604 205	375 212	2 522 161
121	TH Thailand	111 257 452	1 352 609 901	125 887 828	1 203 968 419
122	SG Singapore	47 042 678	393 255 862	117 024 490	1 184 954 145
123	PH Philippines	2 876 337	23 644 911	10 835 138	108 934 006
124	MY Malaysia	20 801 466	223 507 457	53 414 690	509 729 717
125	MM Myanmar	18 912	1 792 435	202 831	7 781 433
126	KH Cambodia	6 068	383 376	26 430	2 317 993
127	BN Brunei Darussalam	3 379 560	16 554 734	1 250 437	6 545 561
128	LA Lao People'S Dem. Rep.	17	24	2 195	2 245
129	NP Nepal	0	6	0	80
131	VN Viet Nam	7 976 523	72 337 379	39 823 799	306 717 996
133	IN India	4 515 536	80 914 015	15 982 054	169 420 468
134	PK Pakistan	661 959	10 588 751	2 670 549	26 288 839
135	BD Bangladesh	127 285	771 407	547 501	1 699 147
136	LK Sri Lanka	42 880	350 348	512 842	4 967 581
138	ID Indonesia	861 964	6 178 535	5 783 429	43 813 701
141	IQ Iraq	0	7	0	51
142	IR Iran (Islamic Republic Of)	280 686	1 745 902	225 505	1 494 695
143	SA Saudi Arabia	4 253 749	61 244 134	5 535 841	65 268 173
144	IL Israel	6	1 340	6 144	203 964
145	KW Kuwait	1 191 096	7 919 423	1 265 793	8 423 577
146	JO Jordan	0	168 992	0	160 646
148	LB Lebanon	0	17	0	5
149	PN Palestina	1	465	5	22 881
151	YE Yemen	0	282	0	3 583
152	OM Oman	1 392	168 399 817	5 102	11 058 690
154	TR Turkey	269 222	2 290 558	754 511	12 516 038
155	AE United Arab Emirates	1 290 149	31 227 437	2 432 286	29 922 993
156	QA Qatar	19 874 370	97 428 383	26 260 027	127 972 269
157	BH Bahrain	6 304 283	6 315 608	3 626 644	3 717 325
158	CY Cyprus	0	336 000	0	391 946
159	OD Other West Asia	0	40 004	0	65 336
211	EG Egypt	23	13 866 056	104	5 118 412
212	LY Libyan Arab Jamahiriya	0	1	0	17
213	MA Morocco	238	33 108	11 862	53 012
214	TN Tunisia	0	1 105	0	43 732
215	DZ Algeria	1	1	1 500	1 500
216	SD Sudan	0	18 763	0	34 670
219	NA Namibia	20 070	55 072	149 441	417 458
221	ET Ethiopia	0	3 181	0	207 311
222	TZ Tanzania, United Rep. Of	288	717 125	1 503	1 560 269
225	KE Kenya	6	21 802	56	212 451
228	BW Botswana	0	147	0	286
230	TG Togo	238 184	1 220 095	474 210	2 478 747
232	LR Liberia	233	10 671	2 287	106 623
235	CG Congo	19 476	646 778	11 213	529 772
236	CM Cameroon	1 094 788	3 350 490	1 586 852	4 062 665
237	NG Nigeria	0	223 463	0	535 131
238	SL Sierra Leone	9	1 315	508	56 055
239	GA Gabon	0	124 523	0	145 887
240	CI Cote D'Ivoire	633 861	1 658 757	1 234 560	3 361 509
241	SN Senegal	0	1 030 535	0	2 017 759
242	MR Mauritania	0	1	0	2
243	ML Mali	1 559 783	6 176 102	3 197 937	13 010 382
244	BJ Benin	695 174	2 461 912	1 402 312	5 079 543
245	BF Burkina Faso	337 699	3 406 988	689 513	7 068 086
248	VI U.S. Virgin Islands	7 571	7 571	54 323	54 323
249	SC Seychelles	18 094	198 407	267 505	548 574

**K3. IMPOR KAWASAN BERIKAT / BOUND ZONE IMPORT
MENURUT NEGARA ASAL / BY COUNTRY OF ORIGIN
*** SEPTEMBER/SEPTEMBER 2014 *****

Kode Code	Negara Asal Country of Origin	Berat Bersih / Net Weight (Kg)		Nilai CIF / CIF Value (US\$)	
		Bulan ini Current month	Kumulatif Cum. Jan to date	Bulan ini Current month	Kumulatif Cum. Jan to date
251	UG Uganda	13 460	79 108	140 812	852 929
252	CF Central African Republic	90 541	998 819	153 200	2 060 841
253	NE Niger	0	26 563	0	19 166
256	SH Saint Helena	0	78	0	2 261
260	SZ Swaziland	1 663	7 423	92 066	384 979
261	ZA South Africa	15 632 701	162 164 337	12 905 145	106 734 552
262	ZW Zimbabwe	0	158 400	0	1 382 040
263	ZM Zambia	0	99 920	0	694 554
264	MW Malawi	23 721	140 209	40 090	238 132
265	KM Comoros	0	587	0	6 963
267	MU Mauritius	0	609 472	0	242 073
268	RW Rwanda	0	196	0	1 342
298	VG Virgin Islands (British)	105 814	176 567	293 737	534 723
311	AU Australia	174 591 815	887 699 736	84 136 945	464 778 887
312	NZ New Zealand	8 207 357	39 811 303	3 989 757	39 199 539
321	NR Nauru	0	260	0	1 928
322	NC New Caledonia	224 360	898 544	80 770	316 816
326	VU Vanuatu	0	25	0	3 394
331	AS American Samoa	6 706	26 095	94 800	404 380
332	CK Cook Islands	0	43 621	0	288 405
333	FJ Fiji	0	71 384	0	485 734
334	KI Kiribati	0	673	0	3 457
335	MH Marshall Islands	0	9 828	0	66 271
336	WS Samoa	0	209 512	0	598 921
339	TV Tuvalu	0	85	0	1 878
342	CC Cocos (Keeling) Islands	10	16	131	455
343	TK Tokelau	18 040	18 199	23 632	24 057
411	US United States	12 789 930	130 618 533	42 426 467	437 373 209
412	CA Canada	20 229 348	110 217 850	24 190 606	128 889 102
421	MX Mexico	1 535 624	58 843 568	2 737 302	37 615 755
422	GT Guatemala	205	12 390	1 761	71 338
423	HN Honduras	0	14 203	0	23 095
424	NI Nicaragua	13	2 644	849	35 232
425	PA Panama	100 170	1 124 820	766 435	1 181 082
426	CU Cuba	21 450	57 375	64 453	225 875
428	SR Suriname	0	4	0	412
431	CL Chile	2 262 329	28 251 661	14 126 687	96 742 838
432	VE Venezuela	0	209	0	4 539
433	AR Argentina	899 189	14 870 725	1 274 664	23 902 062
434	BR Brazil	61 977 299	292 774 086	32 902 444	179 617 811
435	CO Colombia	80 062	646 520	54 631	681 450
437	UY Uruguay	94 920	2 421 339	49 317	2 142 487
438	PY Paraguay	0	249 523	0	474 522
441	EC Ecuador	23 205	413 026	803 930	4 303 284
442	PE Peru	25 382	91 675	73 607	488 534
445	BS Bahamas	0	938	0	7 643
446	JM Jamaica	18 580	42 661	7 432	37 876
447	PR Puerto Rico	1 130	2 983	11 483	28 163
448	BZ Belize	37 654	266 414	180 174	2 153 787
449	DO Dominican Republic	7	7 991 522	91	4 418 827
450	SV El Salvador	12	70 874	1 579	50 204
451	CR Costa Rica	50 136	158 199	377 794	1 164 420
452	HT Haiti	120 460	245 910	48 184	79 547
453	BB Barbados	0	39	0	525
454	AG Antigua And Barbuda	0	98	0	1 744
455	AI Anguilla	255 394	818 337	940 116	3 015 216
457	BM Bermuda	0	84	0	705
458	CV Cape Verde	0	170	0	2 020
463	PF French Polynesia	0	1	0	3
464	GL Greenland	0	99 000	0	350 087
467	AN Netherlands Antilles	0	224	0	1 233
468	NF Norfolk Islands	0	25	0	2 992
511	GB United Kingdom	2 903 309	16 885 116	4 267 269	38 769 657
512	NL Netherlands	595 010	4 909 027	5 226 082	55 280 382
513	FR France	1 235 643	8 530 019	4 048 125	52 081 686

**K3. IMPOR KAWASAN BERIKAT / BOUND ZONE IMPORT
MENURUT NEGARA ASAL / BY COUNTRY OF ORIGIN
*** SEPTEMBER/SEPTEMBER 2014 *****

Kode Code	Negara Asal Country of Origin	Berat Bersih / Net Weight (Kg)		Nilai CIF / CIF Value (US\$)	
		Bulan ini Current month	Kumulatif Cum. Jan to date	Bulan ini Current month	Kumulatif Cum. Jan to date
514	DE Germany, Fed. Rep. Of	4 216 355	31 709 758	20 102 285	165 340 149
515	AT Austria	320 077	3 077 686	3 974 157	16 838 886
516	BE Belgium	276 584	3 338 765	2 747 670	22 647 126
517	CH Switzerland	307 468	4 396 210	1 848 875	26 328 513
518	LU Luxembourg	2 176	38 005	42 841	593 825
520	MC Monaco	0	5	0	307
521	DK Denmark	566 984	4 157 289	2 154 672	9 201 706
522	NO Norway	692 423	2 905 381	1 440 826	8 236 467
523	SE Sweden	2 519 147	30 180 079	2 437 407	29 441 430
524	FI Finland	1 026 401	9 891 063	1 335 938	10 747 919
525	IE Ireland	52 952	104 656	84 624	475 866
526	IT Italy	2 758 053	28 162 580	13 238 483	138 703 352
527	ES Spain	146 287	2 918 886	2 966 522	45 797 764
528	PT Portugal	44 172	369 030	619 243	6 295 430
529	IS Iceland	0	348 722	0	498 069
531	GR Greece	186 960	2 558 463	768 193	7 284 018
533	AD Andorra	0	309	0	2 168
534	LI Liechtenstein	604	6 753	25 466	271 315
540	CD Democratic Rep. Of The Congo	0	838 686	0	2 055 851
542	HU Hungary	10 006	247 189	174 538	3 111 233
543	PL Poland	211 077	2 295 457	1 312 355	7 782 106
544	RO Romania	164 500	413 115	356 321	1 511 793
545	BG Bulgaria	23 115	278 674	152 265	1 419 320
550	AZ Azerbaijan	0	2	0	116
552	KZ Kazakhstan	6	17	1 855	57 112
553	KG Kyrgyzstan	36	145 398	60	371 662
554	MD Moldova, Republic Of	1 345	1 345	16 720	16 720
557	UA Ukraine	271 636	13 813 325	1 273 040	7 453 182
559	LT Lithuania	35	22 209	1 076	81 168
560	LV Latvia	372	26 750	10 753	190 094
561	EE Estonia	0	83 256	0	372 828
562	GE Georgia	4	18 177	191	377 954
563	HR Croatia	8 971	214 817	183 651	1 232 033
564	BA Bosnia And Herzegovina	3	3	21	21
565	MT Malta	0	77 586	0	76 278
566	SK Slovakia	152 643	546 448	417 137	1 159 758
567	SI Slovenia	449	1 114	41 199	73 318
568	CZ Czech Republic	11 588 763	66 333 974	10 384 059	60 132 738
569	GS South Georgia And The South Sa	0	25	0	370
572	RU Russia Federation	40 283 063	48 424 006	12 990 811	24 075 533
573	RS Serbia	0	7 121	0	102 761
TOTAL IMPORT		814 452 258	6 360 246 558	1 848 027 058	15 942 270 112

K4. IMPOR KAWASAN BERIKAT / BOUND ZONE IMPORT
MENURUT PROPINSI DAN PELABUHAN IMPOR / BY PROVINCE AND PORT OF IMPORTATION
***** SEPTEMBER/SEPTEMBER 2014 *****

Kode Code	Propinsi / Pelabuhan Impor Province / Port of Impotation	Berat Bersih / Net Weight (Kg)		Nilai CIF / CIF Value (US\$)	
		Bulan ini Current month	Kumulatif Cum. Jan to date	Bulan ini Current month	Kumulatif Cum. Jan to date
SUMATERA UTARA		43 155 030	320 962 198	32 789 375	282 160 837
002	IDKNO KUALANAMU	576	1 614 863	142 751	748 771
144	IDBLW BELAWAN	43 151 718	319 324 742	32 461 843	280 374 728
166	IDMES MEDAN / POLONIA (U)	2 736	22 593	184 781	1 037 338
RIAU		3 280 270	41 925 680	4 521 256	40 575 634
225	IDDUM DUMAI	2 212 367	35 743 509	827 851	17 214 985
235	IDSUQ SUNGAI GUNTUNG	392 173	4 372 406	1 471 438	16 760 683
242	IDTEM TEMBILAHAN	675 730	1 478 786	2 221 967	5 845 380
243	IDKEN KUALA ENOK	0	621	0	46 525
277	IDBUN BUATAN	0	330 358	0	708 061
LAMPUNG		25 819 423	351 347 445	18 468 005	189 871 243
395	IDPJG PANJANG	25 819 423	351 347 445	18 468 005	189 871 243
KEPULAUAN RIAU		8 714 946	78 700 019	34 869 203	494 180 461
248	IDTBK TANJUNG BALAI KARIMUN	6 649 884	56 703 459	13 476 400	242 482 021
250	IDTAN TANJUNG UBAN	2 049 752	21 516 400	21 148 846	246 638 382
251	IDTPN TANJUNG PINANG	0	3 198	0	666 373
263	IDPAS PASIR PANJANG	15 310	476 962	243 957	4 393 685
DKI JAKARTA		362 053 894	2 648 702 520	1 390 636 081	11 932 429 948
431	IDTPP TANJUNG PRIOK	354 701 496	2 585 833 520	1 109 005 854	9 463 411 000
433	IDJKT JAKARTA / PASAR IKAN	3 368 571	29 632 028	13 285 948	112 944 422
434	IDCGK SOEKARNO-HATTA (U)	3 974 461	33 141 888	267 411 281	2 348 806 976
436	IDHLP HALIM PERDANA KUSUMA (U)	9 366	95 084	932 998	7 267 550
JAWA BARAT		0	815	0	37 174
466	IDBDO HUSEIN SASTRANEGARA	0	815	0	37 174
JAWA TENGAH		32 147 400	258 034 253	118 586 137	928 923 507
494	IDTES TANJUNG EMAS	32 098 986	257 742 458	117 825 186	924 636 611
496	IDSRG ACHMAD YANI (U)	44 516	277 555	694 198	3 909 126
498	IDSOC JEBRES/ADI SUMARMO	3 898	14 240	66 753	377 770
DI YOGYAKARTA		895	9 248	38 258	379 348
531	IDJOG ADI SUCIPTO (U)	895	9 248	38 258	379 348
JAWA TIMUR		97 256 283	913 066 165	132 973 047	1 192 246 355
562	IDGRE GRESIK	19 730 931	256 402 647	9 436 717	91 074 555
563	IDTPE TANJUNG PERAK	77 064 569	652 824 378	115 461 859	1 015 632 363
587	IDSUB JUANDA (U)-SURABAYA	120 679	1 221 848	6 950 480	76 927 215
588	IDSUR SURABAYA (PTT)	340 104	2 617 292	1 123 991	8 612 222
BANTEN		241 784 249	1 746 061 075	113 631 314	855 217 494
461	IDMRK MERAK	60 367 849	615 903 810	43 524 623	383 887 023
473	IDCGD CIGADING	181 416 400	1 130 157 265	70 106 691	471 330 471
BALI		15 726	229 777	1 175 179	15 595 711
613	IDBOA BENOA/LOLOAN	0	15 600	0	1 138
620	IDDPS NGURAH RAI (U)	15 726	214 177	1 175 179	15 594 573
KALIMANTAN TIMUR		2 770	45 349	60 534	512 119
803	IDBPP BALIKPAPAN	2 674	40 829	59 127	333 844
814	IDBPN SEPINGGAN (U)	96	4 520	1 407	178 275
SULAWESI UTARA		221 372	1 162 014	278 669	10 140 281
835	IDBIT BITUNG	221 372	1 147 069	278 669	8 868 402
843	IDMDC SAM RATULANGI (U)	0	14 945	0	1 271 879
TOTAL IMPORT		814 452 258	6 360 246 558	1 848 027 058	15 942 270 112

DATA

MENCERDASKAN BANGSA



BADAN PUSAT STATISTIK

Jl. dr. Sutomo No. 6-8 Jakarta 10710

Telp. : (021) 3841195, 3842508, 3810291-4, Fax. : (021) 3857046

Homepage : <http://www.bps.go.id> E-mail : bpsHQ@bps.go.id

ISSN 0126-3668



9 770126 366007 >