



Katalog BPS: 8202006

BULETIN
STATISTIK PERDAGANGAN LUAR NEGERI
FOREIGN TRADE STATISTICAL BULLETIN

IMPOR / IMPORTS

November
November **2014**



BULETIN

STATISTIK PERDAGANGAN LUAR NEGERI
FOREIGN TRADE STATISTICAL BULLETIN

IMPOR / IMPORTS

November
November **2014**



Buletin
STATISTIK PERDAGANGAN LUAR NEGERI
FOREIGN TRADE STATISTICAL BULLETIN
IMPOR/IMPORTS

November 2014

ISSN: 0126-3668

No. Publikasi/Publication Number: 06120.1502

Katalog BPS/BPS Catalogue: 8202006

Ukuran Buku/Book Size: 21 cm x 28 cm

Jumlah Halaman/Number of pages: xix+201 halaman/pages

Naskah/Manuscript:

Subdirektorat Statistik Impor

Subdirectorate of Import Statistics

Gambar Cover/Cover Design:

Subdirektorat Publikasi dan Kompilasi Statistik

Subdirectorate of Statistical Publication and Compilation

Diterbitkan oleh/Published by:

Badan Pusat Statistik, Jakarta-Indonesia

BPS-Statistics Indonesia

Dicetak oleh/Printed by:

Boleh dikutip dengan menyebut sumbernya

May be cited with reference to the source

KATA PENGANTAR

Publikasi Statistik Impor November 2014 merupakan kelanjutan dari publikasi sebelumnya yang diterbitkan secara bulanan oleh Badan Pusat Statistik Republik Indonesia (BPS-RI). Data yang disajikan dalam publikasi ini, mencakup :

- A. Impor menurut Golongan Barang HS, Golongan Barang SITC, Komoditi (HS), Negara Asal, Pelabuhan Impor, Negara Asal dan Lima Golongan Barang Utama SITC 3 digit, Komoditi tertentu dan Negara Asal Utama
- B. Impor Kawasan Berikat menurut Golongan Barang HS 2 digit, Golongan Barang SITC, Negara Asal, Provinsi dan Pelabuhan Impor

Ucapan terima kasih dan penghargaan yang setinggi-tingginya disampaikan kepada Direktorat Jenderal Bea dan Cukai, Kementerian Keuangan dan Bank Indonesia yang telah secara teratur dan berkesinambungan mengirimkan dokumen PIB, serta PT. Pertamina yang telah memberikan data impor minyak dan gas secara rutin. Selanjutnya, kepada semua pihak yang juga telah membantu BPS-RI sehingga memungkinkan diterbitkannya publikasi ini diucapkan terima kasih.

Akhirnya, kami mengharapkan semoga publikasi ini bermanfaat bagi pengguna data.

Jakarta, Februari 2015
Badan Pusat Statistik
Kepala



Dr. SURYAMIN, M.Sc

FOREWORD

The monthly publication of import statistics, is a sequential issue from the preceding publication which developed by The BPS-Statistics of the Republic of Indonesia. This Publication covered:

- A. Import by HS Commodity Groups, SITC Commodity Groups, Commodity (HS), Country of Origin, Port of Importation, Country of Origin and Five Major SITC Commodity Group, Certain Commodities import by Main Country of Origin
- B. Bonded Zone import by Commodity 2 Digits HS, by SITC Commodity Group, Country of Origin, by Province and port of Importation

Deeply gratitude and the highest appreciation are due to the Directorate General of Custom, Ministry of Finance and Bank of Indonesia of their contribution of regularly in sending documents, and also to PT. Pertamina for the best cooperation in supporting data of oil and gas so that BPS published this edition successfully.

Finally, it is hoped that this publication would be useful for users.

Jakarta, February 2015
BPS-Statistics Indonesia
Distribution and Service Statistics



Dr. SURYAMIN, M.Sc

PENJELASAN

1. DAERAH PENCATATAN

Daerah pencatatan statistik dalam publikasi ini meliputi seluruh wilayah Republik Indonesia.

2. SUMBER DOKUMEN

Statistik dikumpulkan berdasarkan dokumen impor (Pemberitahuan Impor Barang (PIB - BC 2.0) dan Pemberitahuan Pengangkutan Barang Impor (PPBI – BC 2.3) yang diisi oleh importir. Dokumen PIB - BC 2.0 dan PPBI - BC 2.3 diterima dari Bea dan Cukai dan berlaku sejak April 1997 berdasarkan Surat Keputusan Menteri Keuangan nomor 101/KMK.05/1997 tanggal 10 Maret 1997.

3. SISTEM PERDAGANGAN

Sistem pencatatan Statistik Perdagangan Luar Negeri mempergunakan Sistem Perdagangan Umum (*the General Trade System*) atau dengan Sistem Perdagangan Khusus (*the Special Trade System*). Dalam Sistem Perdagangan Umum, Kawasan Berikat dianggap sebagai "dalam negeri", sedangkan dalam Sistem Perdagangan Khusus, dianggap sebagai "luar negeri". Sejak Januari 2008, sistem pencatatan Statistik Impor menggunakan Sistem Perdagangan Umum.

4. RUANG LINGKUP

Pencatatan Statistik Impor meliputi seluruh barang-barang yang masuk ke wilayah Indonesia.

5. KASUS KHUSUS

- 5.1. Sebagian impor kapal laut dan pesawat beserta suku cadangnya termasuk dalam Statistik Impor.
- 5.2. Barang-barang luar negeri yang diolah atau diperbaiki di dalam negeri tetap dicatat sebagai barang impor, meskipun setelah barang tersebut selesai diproses akan kembali ke luar negeri (*re-ekspor*).
- 5.3. Barang-barang di bawah ini tidak termasuk di dalam Statistik Impor:
 - a. Pakaian dan barang-barang perhiasan penumpang.
 - b. Barang-barang penumpang untuk dipakai sendiri, kecuali lemari es, pesawat TV dan sebagainya.
 - c. Barang-barang yang diimpor untuk keperluan perwakilan (kedutaan) suatu negara.
 - d. Barang-barang untuk ekspedisi dan ekshibisi/pameran.
 - e. Sebagian barang-barang yang langsung diimpor oleh angkatan bersenjata.
 - f. Pembungkus/peti kemas.
 - g. Uang dan surat-surat berharga.
 - h. Barang-barang sebagai contoh.

6. SISTEM PENGOLAHAN

Data dalam publikasi ini mencakup dokumen PIB selama November 2014 yang diterima oleh Badan Pusat Statistik sampai akhir Desember 2014. Sistem pengolahan menggunakan *Carry Over*. Dengan metode ini dokumen-dokumen dari Bea dan Cukai ditunggu selama satu bulan setelah bulan berjalan. Dokumen-dokumen yang datang terlambat akan dimasukkan dalam bulan pengolahan berikutnya.

7. KLASIFIKASI JENIS BARANG

Penggolongan barang yang digunakan di dalam statistik impor adalah klasifikasi Barang Impor yang berdasarkan pada Buku Tarif Kepabeanan Indonesia 2012 (BTKI 2012) yang mengacu pada amandemen keempat dari World Customs Organization (WCO) sebagai lembaga Internasional yang menyusun klasifikasi Harmonized System (HS). Disamping menggunakan HS sebagai klasifikasi jenis barang, juga digunakan Standard International Trade Classification (SITC) Revisi 4.

8. PERIODE REFERENSI

Periode penentuan impor adalah tanggal penyelesaian dokumen oleh pejabat-pejabat Bea dan Cukai yang terdapat dalam dokumen impor.

9. NILAI BARANG

Nilai barang dinyatakan dalam nilai CIF (US\$) dan nilai kurs November 2014 yang digunakan adalah US\$ 1 = Rp.12.195,-

10. SATUAN BARANG

Berat barang impor adalah berat bersih dan dinyatakan dalam Kg.

11. NEGARA ASAL

Negara asal adalah negara dimana barang-barang tersebut dihasilkan dan dokumennya telah diperiksa serta dinyatakan sesuai dengan peraturan yang berlaku oleh pejabat Bea dan Cukai.

EXPLANATORY NOTES

1. AREA RECORDINGS

The statistical recording area in this publication covers the entire territory of the Republic of Indonesia.

2. SOURCE OF DOCUMENTS

Statistics are compiled based on Import Declaration Form (Pemberitahuan Impor Barang (PIB-BC 2.0) or Pemberitahuan Pengangkutan Barang Impor (PPBI-BC 2.3)) of Import documents that are filled by importers. The PIB documents received from Customs and Excise, prevailing on April 1, 1997, based on Minister of Finance Decree No. 101/KMK.05/1997, March 10, 1997.

3. TRADE SYSTEM

The systems of recording Foreign Trade Statistics apply the General Trade System or the Special Trade System. In the General Trade System, the Bonded Zone is regarded as "*Domestic*", while in the Special Trade System; the Bonded Zone is regarded as "*Abroad*". Since January 2008, the systems of recording import Statistics have applied the General Trade System.

4. COVERAGE

The recording Import Statistics covers all goods entering the Indonesian territory.

5. PARTICULAR CASES

5.1 Part of importation of sea vessels and airplanes and their spare parts are included in the Import Statistics.

5.2 Overseas goods which are processed or modified in Indonesian Country are recorded as importation, although after the goods finish process will return to abroad (re-exports).

5.3 The goods here under are not included in the Import Statistics:

- a. Clothes and jewelry of passengers.
- b. Luggage of passengers of own use, except refrigerators, television sets, etc.
- c. Goods imported for the use of foreign countries representations (embassies).
- d. Goods for expeditions and exhibition shows.
- e. A part of the goods directly imported by armed forces.
- f. Packing's containers to be refilled.
- g. Bank notes and securities.
- h. Sample goods.

6. PROCESSING SYSTEM

The data in this publication covers documents of November, 2014 were received by the BPS to the end of Desember, 2014. The documents are processed using a carry over system. The deadline for the acceptance of documents of a certain month is one month after the reference period, which means the end of the following month. The documents accepted after the deadline is considered as the document of the following month.

7. COMMODITY CLASSIFICATION

The classification of goods in this publication applies the 2012 Indonesia's Custom Tariff Classification, based on fourth amendment from World Customs Organization (WCO) as an International Organization who arranged the Classification of Harmonized System (HS). Besides applying the HS, the Standard International Trade Classification (SITC) Revised 4 is also applied in the classification of goods.

8. REFERENCE PERIOD

The period of import determination is the date of settlement/completion by the Customs and Excise Officials as stated in the Import documents.

9. COMMODITY VALUATION

The values recorded, are the CIF value (US\$). The exchange rate use for November, 2014, US\$1 = Rp.12.195,-

10. UNIT OF COMMODITY

The net weight imported of goods are present to Kg.

11. COUNTRY OF ORIGIN

Country of origin is the country in which the goods have been produced, after being verified by Customs and Excise Officials, pursuant to the prevailing regulations

DAFTAR ISI/CONTENTS

	Halaman/Page
KATA PENGANTAR/ <i>FOREWORD</i>	iii-iv
PENJELASAN/ <i>EXPLANATORY NOTES</i>	v-viii
DAFTAR ISI/ <i>CONTENTS</i>	ix
RINGKASAN/ <i>SUMMARY</i>	xi-xix
Tabel/ <i>Table</i> I-1. Import Menurut Golongan Barang HS/ <i>Import by HS Commodity Groups</i>	
Menurut 21 Golongan Barang HS/ <i>By 21 HS Commodity Groups</i>	1
Menurut Golongan Barang 2 Dijiit HS/ <i>By Commodity Groups 2 Digit</i>	
<i>Code HS</i>	2
Menurut 40 Golongan Barang HS Terbesar/ <i>By 40 Biggest Commodities</i>	
<i>10 Digit HS Code</i>	4
Tabel/ <i>Table</i> I-2. Impor Menurut Golongan Barang SITC/ <i>Import by SITC Commodity</i>	
<i>Groups</i>	5-10
Tabel/ <i>Table</i> I-3. Impor Menurut Komoditi (HS)/ <i>Import by Commodity (HS)</i>	11-146
Tabel/ <i>Table</i> I-4. Impor Menurut Negara Asal/ <i>Import by Country of Origin</i>	147-150
Tabel/ <i>Table</i> I-5. Impor Menurut Pelabuhan Impor/ <i>Import by Port of Importation</i>	151-154
Tabel/ <i>Table</i> I-6 Impor Menurut Negara Asal dan Lima Golongan Barang (SITC)	
Utama/ <i>Import by Country of Origin and Five Major SITC Commodity</i>	
<i>Group</i>	155-185
Tabel/ <i>Table</i> I-7 Impor Komoditi Tertentu Menurut Negara Asal Utama/ <i>Certain</i>	
<i>Commodities Import by Main Country of Origin</i>	186-190
Tabel/ <i>Table</i> K1 Import Kawasan Berikat Menurut Golongan Barang 2 Dijiit HS/ <i>Bonded</i>	
<i>Zone Import by Commodity 2 Digits HS</i>	191-192
Tabel/ <i>Table</i> K2 Impor Kawasan Berikat Menurut Golongan Barang SITC/	
<i>Bonded Zone Import by SITC Commodity Group</i>	193-197
Tabel/ <i>Table</i> K3 Impor Kawasan Berikat Menurut Negara Asal/ <i>Bonded Zone</i>	
<i>Import by Country of Origin</i>	198-200
Tabel/ <i>Table</i> K4 Impor Kawasan Berikat Menurut Provinsi dan Pelabuhan Impor/ <i>Bonded</i>	
<i>Zone Import by Province and Port of Importation</i>	201

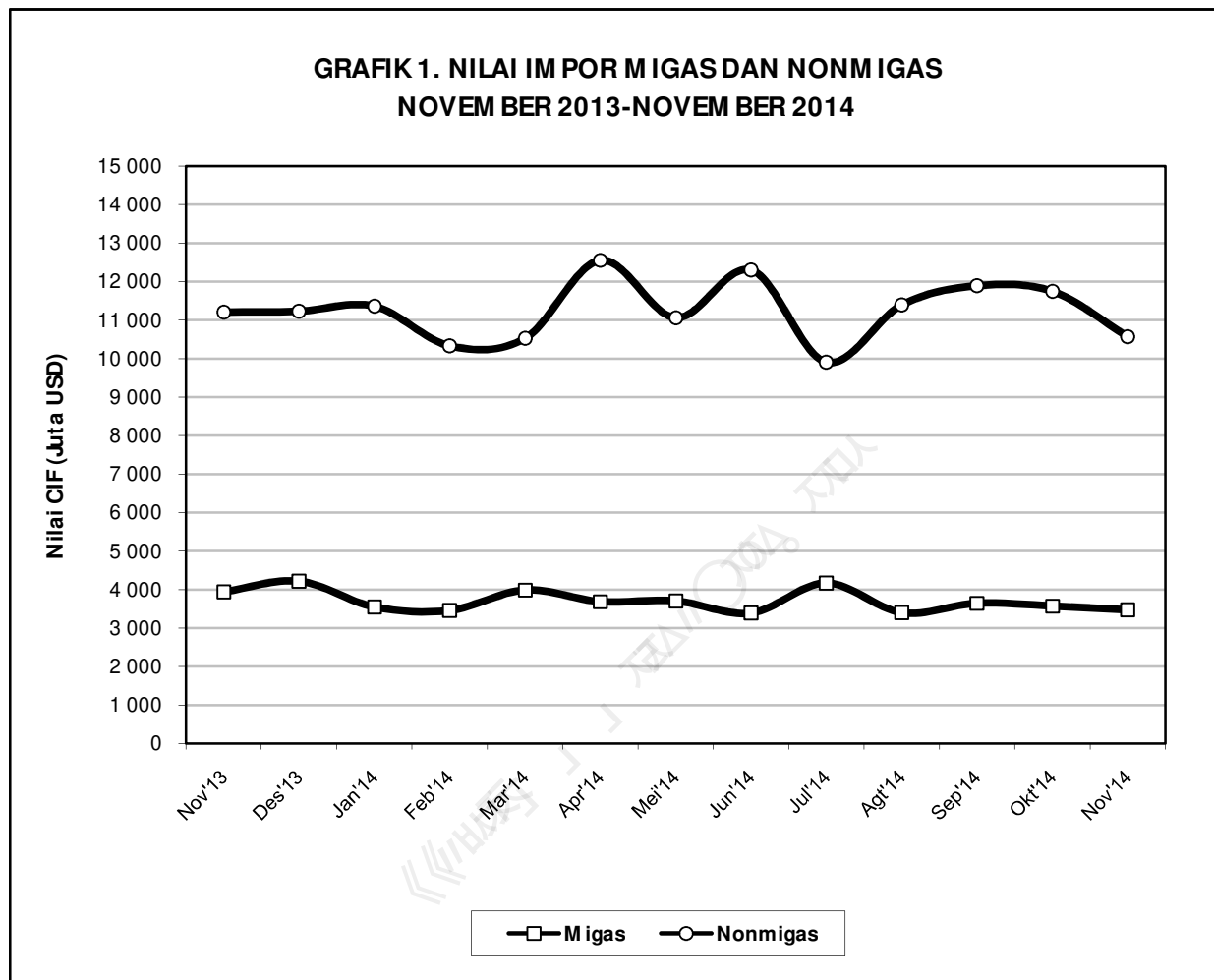
RINGKASAN

Pada November 2014 nilai impor mencapai USD14.041,6 juta yang terdiri dari impor melalui Kawasan Berikat sebesar USD1.685,5 juta (12,00 persen) dan di Luar Kawasan Berikat sebesar USD12.356,1 juta (88,00 persen). Nilai impor migas Indonesia mencapai USD3.473,0 juta atau 24,73 persen dari total impor Indonesia. Sedangkan nilai impor nonmigas Indonesia mencapai USD10.568,6 juta dan memberikan peranan 75,27 persen terhadap total impor Indonesia.

**TABEL 1. IMPOR MIGAS DAN NONMIGAS
NOVEMBER 2013–NOVEMBER 2014**

Tahun/ Bulan	Migas		Nonmigas		Total		
	Indonesia	Kawasan Berikat	Indonesia	Kawasan Berikat	Indonesia	Kawasan Berikat	
Nilai CIF (Juta USD)							
2013	November	3 938,9	55,2	11 210,4	1 719,4	15 149,3	1 774,6
	Desember	4 221,6	88,4	11 234,3	1 735,2	15 455,9	1 823,6
2014	Januari	3 550,5	8,7	11 365,7	1 712,0	14 916,2	1 720,7
	Februari	3 457,2	11,8	10 333,5	1 552,8	13 790,7	1 564,6
	Maret	3 994,6	11,9	10 529,1	1 596,5	14 523,7	1 608,4
	April	3 692,8	8,3	12 562,2	2 052,3	16 255,0	2 060,6
	Mei	3 706,6	24,1	11 063,7	1 779,9	14 770,3	1 804,0
	Juni	3 394,2	12,2	12 303,6	1 873,3	15 697,8	1 885,5
	Juli	4 173,0	0,9	9 908,7	1 513,7	14 081,7	1 514,6
	Agustus	3 399,3	3,6	11 393,9	1 932,2	14 793,2	1 935,8
	September	3 651,6	29,1	11 894,5	1 819,0	15 546,1	1 848,1
	Oktober	3 577,6	0,9	11 750,4	1 937,1	15 328,0	1 938,0
	November	3 473,0	1,0	10 568,6	1 684,5	14 041,6	1 685,5
Peranan Terhadap Total Impor (%)							
2013	November	26,00	3,11	74,00	99,89	100,00	100,00
	Desember	27,31	4,85	72,69	95,15	100,00	100,00
2014	Januari	23,80	0,51	76,20	99,49	100,00	100,00
	Februari	25,07	0,75	74,93	99,25	100,00	100,00
	Maret	27,50	0,74	72,50	99,26	100,00	100,00
	April	22,72	0,40	77,28	99,60	100,00	100,00
	Mei	25,09	1,34	74,91	98,66	100,00	100,00
	Juni	21,62	0,65	78,38	99,35	100,00	100,00
	Juli	29,63	0,06	70,37	99,94	100,00	100,00
	Agustus	22,98	0,19	77,02	99,81	100,00	100,00
	September	23,49	1,57	76,51	98,43	100,00	100,00
	Oktober	23,34	0,05	76,66	99,95	100,00	100,00
	November	24,73	0,06	75,27	99,94	100,00	100,00

Dari total nilai impor migas Indonesia, impor melalui Kawasan Berikat hanya sebesar USD1,0 juta atau 0,03 persen, sedangkan sisanya USD3.472,0 juta (99,97 persen) di Luar Kawasan Berikat. Sementara itu, nilai impor nonmigas di Luar Kawasan Berikat mencapai USD8.884,1 juta atau 84,06 persen dan melalui Kawasan Berikat USD1.684,5 juta (15,94 persen).



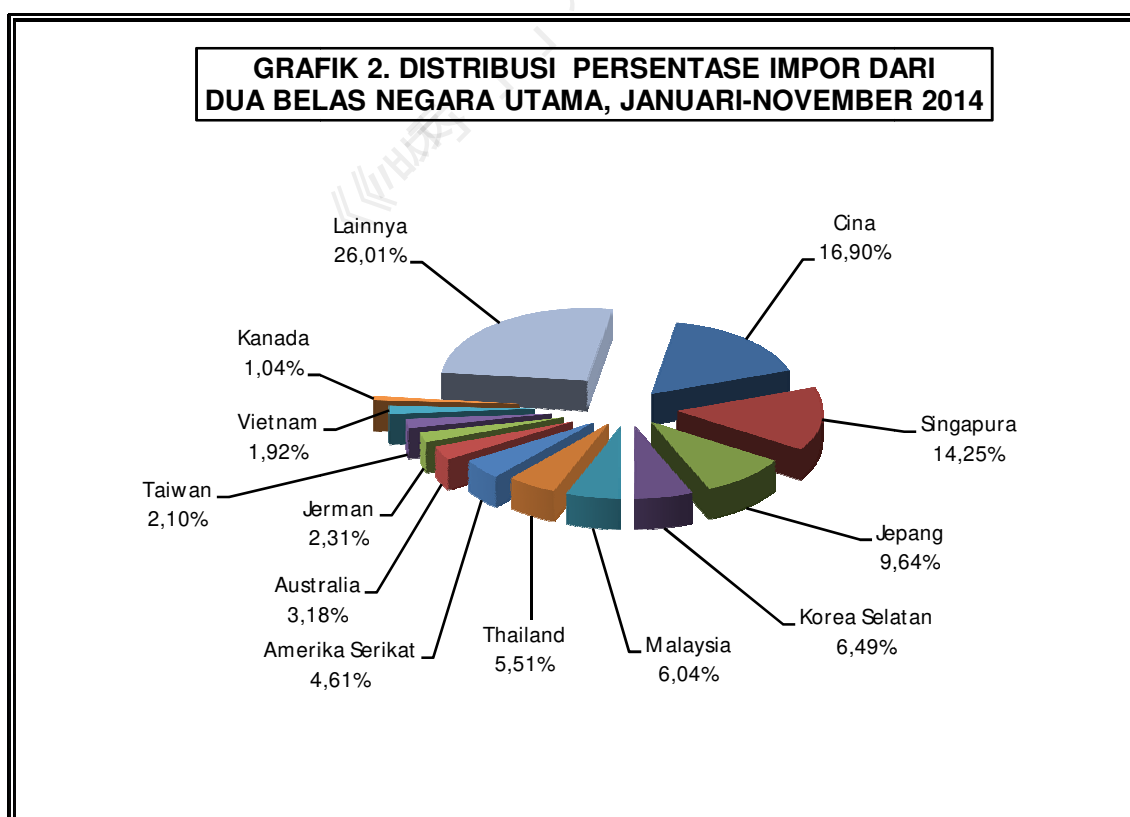
Dilihat dari peranannya, selama tiga belas bulan terakhir impor migas memberikan kontribusi rata-rata 24,87 persen per bulan dan impor nonmigas sebesar 75,13 persen per bulan. Sementara itu, pada November 2014 peranan impor migas mencapai 24,73 persen yang berarti angka tersebut berada di bawah rata-rata. Sebaliknya peranan impor nonmigas berada di atas rata-rata, yaitu 75,27 persen.

Dengan diterapkannya Sistem Perdagangan Umum (*General Trade System*) dalam pencatatan statistik impor, secara keseluruhan nilai impor barang yang tercatat mengalami kenaikan yang nyata (signifikan).

**TABEL 2. PERKEMBANGAN IMPOR MIGAS DAN NONMIGAS
JANUARI-NOVEMBER 2010-2014**

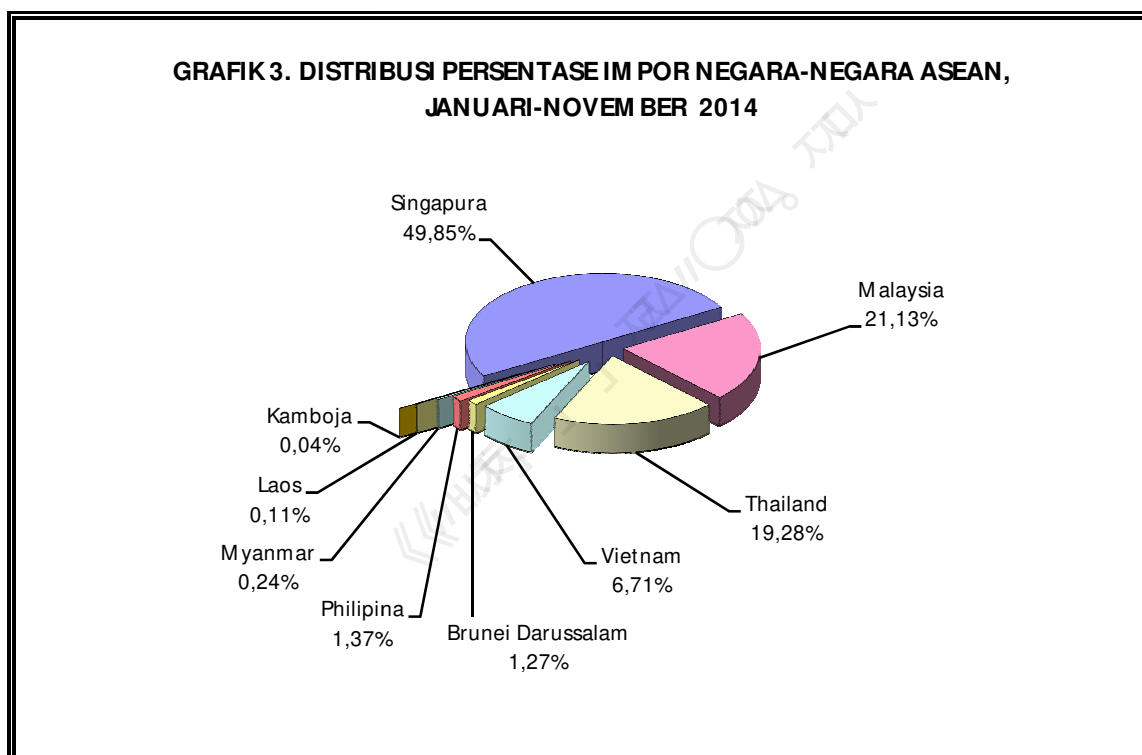
Bulan/ Tahun	Nilai (Juta USD)			Peranan (%)		
	Migas	Nonmigas	Total	Migas	Nonmigas	Total
Jan-Nov:						
2010	24 769,6	97 747,0	122 516,6	20,22	79,78	100,00
2011	37 054,2	123 905,8	160 960,0	23,02	76,98	100,00
2012	38 858,8	137 250,2	176 109,0	22,07	77,93	100,00
2013	41 044,8	130 128,0	171 172,8	23,98	76,02	100,00
2014	40 070,4	123 673,9	163 744,3	24,47	75,53	100,00

Impor Indonesia Januari-November 2013 sebesar USD163.744,3 juta atau turun 4,34 persen dibanding periode yang sama tahun sebelumnya. Penurunan tersebut dipicu oleh turunnya impor migas 2,37 persen (USD974,4 juta) dan nonmigas 4,96 persen (USD6.454,1 juta). Dilihat dari nilainya, selama Januari-November periode 2010-2014 didominasi oleh impor nonmigas dengan rata-rata peranan sebesar 77,25 persen per tahun. Dengan demikian dapat disimpulkan bahwa perekonomian Indonesia selama ini masih bertumpu pada impor sektor nonmigas.



Dari keseluruhan nilai impor pada Januari-November 2014, 73,99 persen berasal dari dua belas negara utama. Cina menempati posisi pertama, yaitu 16,90 persen dari total impor Indonesia, diikuti oleh Singapura (14,25 persen), Jepang (9,64 persen), Korea Selatan (6,49 persen), Malaysia (6,04 persen), Thailand (5,51 persen), Amerika Serikat (4,61 persen), Australia (3,18 persen), Jerman (2,31 persen), Taiwan (2,10 persen), Vietnam (1,92 persen), dan Kanada (1,04 persen).

Impor terbesar pada Januari-November 2014 berasal dari kelompok sembilan negara APEC Lainnya yakni mencapai 41,27 persen atau sebesar USD65.448,1 juta. Kelompok negara ASEAN berada di urutan berikutnya dengan peranan sebesar 28,17 persen (USD46.819,5 juta), kemudian diikuti kelompok negara Uni Eropa 7,38 persen (USD11.717,1 juta), kelompok negara NAFTA sebesar 5,34 persen (USD9.414,4 juta), sedangkan kelompok negara lainnya menyumbang 17,84 persen (USD30.345,3 juta).



Jika dilihat impor Indonesia dari kelompok ASEAN, selama Januari-November 2014 peranan impor yang paling tinggi adalah dari Singapura dengan peranan sebesar 49,85 persen dari total impor ASEAN. Malaysia menempati urutan kedua sebesar 21,13 persen, diikuti oleh Thailand (19,28 persen), Vietnam (6,71 persen), Brunei Darussalam (1,27 persen), dan Philipina (1,37 persen), sementara peranan impor dari Laos, Myanmar, dan Kamboja masih di bawah satu persen.

Dari kelompok negara Uni Eropa, selama Januari-November 2014 peranan impor yang paling tinggi adalah dari Jerman sebesar 32,32 persen dari total impor Uni Eropa. Italia menempati urutan kedua dengan peranan 13,68 persen, diikuti oleh Perancis (10,57 persen), Inggris (7,12 persen), dan Belanda (6,93 persen).

**TABEL 3. NILAI DAN PERANAN IM POR
DARI KELOM POK NEGARA ASEAN, NAFTA, DAN UNI EROPA
JANUARI-NOVEMBER 2013 DAN 2014**

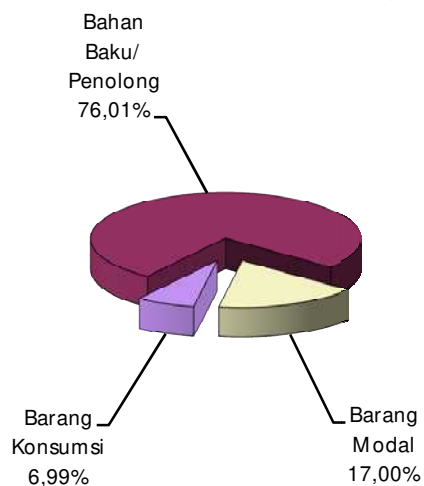
KELOM POK NEGARA	Januari-November 2013		Januari-November 2014		Perubahan Jan-Nov 2014 thd Jan-Nov 2013 (%)
	Nilai (Juta USD)	Peranan (%)	Nilai (Juta USD)	Peranan (%)	
APEC					
ASEAN	49 601,4	28,98	46 819,5	28,17	-5,61
Thailand	10 036,7	5,86	9 028,9	5,27	-10,04
Singapura	23 431,7	13,69	23 338,8	13,97	-0,40
Philippina	724,5	0,42	643,9	0,34	-11,12
Malaysia	12 211,7	7,13	9 891,5	5,83	-19,00
Myanmar	65,5	0,04	113,0	0,04	72,52
Kamboja	15,7	0,01	18,1	0,01	15,29
Brunei Darussalam	575,5	0,34	593,0	0,01	3,04
Laos	7,5	0,01	51,2	0,00	582,67
Vietnam	2 532,6	1,48	3 141,1	2,70	24,03
NAFTA	10 744,6	6,28	9 414,4	5,34	-12,38
Amerika Serikat	8 355,1	4,88	7 543,6	4,31	-9,71
Kanada	1 887,4	1,1	1 695,5	0,92	-10,17
Meksiko	502,1	0,3	175,3	0,11	-65,09
NEGARA APEC LAINNYA	67 439,5	39,4	65 448,1	41,27	-2,95
Jepang	17 741,9	10,37	15 781,5	8,73	-11,05
Hongkong	1 911,0	1,12	1 697,9	1,06	-11,15
Korea Selatan	10 605,4	6,2	10 631,9	7,09	0,25
Taiwan	4 098,6	2,39	3 437,3	2,01	-16,13
Cina	27 498,8	16,06	27 666,6	18,67	0,61
Papua Nugini	76,7	0,04	27,5	0,02	-64,15
Australia	4 584,1	2,68	5 203,0	3,20	13,50
Selandia Baru	715,0	0,42	779,6	0,39	9,03
Chili	208,0	0,12	222,8	0,10	7,12
UNI EROPA	12 772,3	7,25	11 717,1	7,38	-8,26
Jerman	4 108,1	2,4	3 786,9	2,09	-7,82
Italia	1 549,9	0,91	1 602,4	0,80	3,39
Perancis	1 455,6	0,85	1 238,3	0,59	-14,93
Inggris	1 009,7	0,59	834,3	0,47	-17,37
Belanda	963,8	0,56	812,0	0,58	-15,75
Swedia	788,6	0,46	633,9	0,41	-19,62
Finlandia	383,1	0,22	627,4	1,07	63,77
Belgia	598,0	0,35	539,3	0,29	-9,82
Spanyol	513,0	0,3	467,2	0,23	-8,93
Austria	342,6	0,2	314,1	0,20	-8,32
Cheska	161,1	0,09	164,1	0,12	1,86
Denmark	184,8	0,11	155,7	0,11	-15,75
Polandia	138,9	0,08	131,4	0,10	-5,40
Irlandia	99,4	0,06	91,7	0,06	-7,75
Yunani	78,9	0,05	84,9	0,06	7,60
Uni Eropa Lainnya	280,8	0,16	233,5	0,20	-16,84
LAINNYA	30 731,0	17,95	30 345,2	17,84	-1,26
TOTAL IM POR	171 172,8	100,00	163 744,3	100,00	-4,34

**TABEL 4. IM POR M ENURUT GOLONGAN PENGGUNAAN BARANG
JANUARI-NOVEM BER 2010-2014**

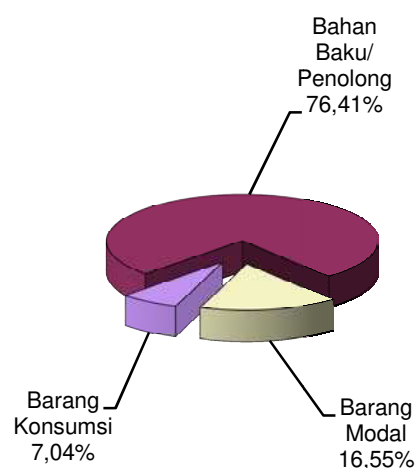
Bulan/ Tahun	Nilai (Juta USD)				Peranan (%)			
	Barang Konsumsi	Bahan Baku/ Penolong	Barang M odal	Total	Barang Konsumsi	Bahan Baku/ Penolong	Barang M odal	Total
Jan-Nov:								
2010	8 997,3	89 098,1	24 421,2	122 516,6	7,35	72,72	19,93	100,00
2011	12 285,2	119 339,2	29 335,6	160 960,0	7,63	74,14	18,23	100,00
2012	12 234,6	128 745,5	35 128,9	176 109,0	6,95	73,10	19,95	100,00
2013	11 959,9	130 111,4	29 101,5	171 172,8	6,99	76,01	17,00	100,00
2014	11 524,6	125 115,7	27 104,0	163 744,3	7,04	76,41	16,55	100,00

Rata-rata nilai impor Januari-November periode 2010-2014 adalah USD158.900,5 juta dengan rata-rata nilai impor barang konsumsi dan peranannya USD11.400,3 juta (7,19 persen), impor bahan baku/penolong USD118.482,0 juta (74,48 persen), dan impor barang modal USD29.018,2 juta (18,33 persen). Jika dibandingkan Januari-November 2013, nilai impor golongan barang konsumsi, bahan baku/penolong, dan barang modal mengalami penurunan masing-masing 3,64 persen (US\$435,3 juta), 3,84 persen (US\$4.995,7 juta), dan 6,86 persen (US\$1.997,5 juta).

**GRAFIK 4. PERSENTASE NILAI IM POR INDONESIA
M ENURUT GOLONGAN PENGGUNAAN BARANG
JANUARI-NOVEM BER 2013 DAN 2014**



Januari-November 2013



Januari-November 2014

Dilihat dari peranannya selama Januari-November periode 2010-2014, rata-rata peranan tertinggi diberikan oleh impor bahan baku/penolong, yaitu 74,48 persen, diikuti oleh barang modal 18,33 persen dan barang konsumsi 7,19 persen. Peranan barang konsumsi tertinggi dicapai di tahun 2011, yaitu 7,63 persen. Golongan bahan baku/penolong memberikan peranan tertinggi di tahun 2014 sebesar 76,41 persen, sedangkan barang modal pada tahun 2012 sebesar 19,95 persen.

Peran nilai impor barang modal terhadap keseluruhan nilai impor pada Januari-November 2014 mengalami penurunan dari 17,00 persen menjadi 16,55 persen jika dibandingkan dengan periode yang sama tahun sebelumnya. Sebaliknya impor barang konsumsi dan bahan baku/penolong mengalami peningkatan masing-masing dari 6,99 persen menjadi 7,04 persen dan dari 76,01 persen menjadi 76,41 persen.

Menurut golongan barang SITC (*Standard International Trade Classification*) 1 digit, kelompok barang utama impor selama Januari-November 2014 adalah kelompok mesin dan alat angkutan dengan nilai sebesar USD48.181,3 juta dan memberikan peran sebesar 29,42 persen dari total impor Indonesia. Dilihat dari nilainya, impor kelompok barang ini turun 9,76 persen dibandingkan periode yang sama tahun sebelumnya. Demikian juga peranan impor kelompok barang ini mengalami penurunan dari 31,19 persen menjadi 29,42 persen.


**TABEL 5. IMPOR MENURUT SITC-1 DIJIT
JANUARI-NOVEMBER 2013 DAN 2014**

SITC	Januari-November 2013		Januari-November 2014		Perubahan Jan-Nov 2014 thd Jan-Nov 2013 (%)
	Nilai (Juta USD)	Peranan (%)	Nilai (Juta USD)	Peranan (%)	
0 Bahan Makanan dan Binatang Hidup	12 640,2	7,38	13 433,2	8,20	6,27
1 Minuman dan Tembakau	750,9	0,44	739,0	0,45	-1,58
2 Bahan Baku dan Hasil Tambang	8 533,2	4,99	8 382,7	5,12	-1,76
3 Minyak dan Bahan Bakar Mineral	41 247,3	24,10	40 485,8	24,73	-1,85
4 Minyak Nabati dan Hewani	223,3	0,13	132,3	0,08	-40,75
5 Bahan Kimia dan produknya	21 731,2	12,70	21 797,4	13,31	0,30
6 Barang-barang Buatan Pabrik	26 247,9	15,33	24 405,7	14,91	-7,02
7 Mesin dan Alat Angkutan	53 395,0	31,19	48 181,3	29,42	-9,76
8& Lainnya	6 403,8	3,74	6 186,9	3,78	-3,39
TOTAL IMPOR	171 172,8	100,00	163 744,3	96,22	-4,34

Impor kelompok barang SITC 1 digit yang terbesar berikutnya adalah kelompok minyak dan bahan bakar mineral dengan nilai USD40.485,8 juta dan peran 24,73 persen, diikuti oleh kelompok barang-barang buatan pabrik USD24.405,7 juta (14,91 persen). Selanjutnya kelompok bahan kimia dan produknya USD21.797,4 juta (13,31 persen), kelompok bahan makanan dan binatang hidup USD13.433,2 juta (8,20 persen), kelompok bahan baku dan hasil tambang USD8.382,7 juta (5,12

persen), kelompok barang lainnya USD6.186,9 juta (3,78 persen), kelompok minuman dan tembakau USD739,0 juta (0,45 persen), serta kelompok minyak nabati dan hewani USD132,3 juta (0,08 persen).

Selama Januari-November 2014, pelabuhan di DKI Jakarta membongkar barang impor terbesar dibanding pelabuhan di provinsi lain, yaitu sebesar USD77.758,7 juta atau 47,49 persen dari total impor Indonesia. Provinsi dengan impor terbesar kedua adalah Jawa Timur yang mencapai USD23.235,7 juta (14,19 persen), diikuti Jawa Tengah USD14.585,8 juta (8,91 persen), Banten USD10.991,6 juta (6,71 persen), Kepulauan Riau USD10.047,7 juta (6,14 persen), Kalimantan Timur USD7.884,7 juta (4,82 persen), dan Sumatera Utara sebesar USD4.623,7 juta (2,82 persen). Kemudian nilai impor yang masuk melalui provinsi Lampung, Kalimantan Selatan, dan Jawa Barat masing-masing sebesar US\$3.226,1 juta (1,97 persen), US\$2.296,7 juta (1,40 persen), dan US\$1.614,0 juta (0,99 persen). Sementara nilai impor ke provinsi lainnya masih berada di bawah USD1,6 miliar.



Dari sepuluh provinsi utama, tiga provinsi diantaranya mengalami peningkatan nilai impor dibanding periode yang sama tahun sebelumnya. Provinsi tersebut, yaitu Jawa Timur US\$426,6 juta (1,87 persen), Lampung US\$153,6 juta (5,00 persen), dan Jawa Tengah US\$143,3 juta (0,99 persen), dan. Sementara itu, tujuh provinsi lainnya mengalami penurunan nilai impor.

Dari tujuh provinsi utama yang mengalami penurunan nilai impor, provinsi DKI Jakarta mengalami penurunan paling tinggi, yaitu US\$5.312,7 juta atau 6,40 persen. Provinsi berikutnya, yaitu Kepulauan Riau sebesar US\$1.186,0 juta (10,56 persen), Kalimantan Timur US\$905,3 juta (10,30 persen), Kalimantan Selatan US\$499,7 juta (17,87 persen), Banten US\$261,7 juta (2,33 persen), Sumatera Utara US\$91,5 juta (1,94 persen), dan Jawa Barat US\$106,9 juta (6,21 persen).

**TABEL 6. NILAI DAN PERANAN IMPOR MENURUT PROVINSI¹⁾
JANUARI-NOVEMBER 2013 DAN 2014**

Provinsi	Januari-November 2013		Januari-November 2014		Perubahan Jan-Nov 2014 thd Jan-Nov 2013 (%)
	Nilai (Juta USD)	Peranan (%)	Nilai (Juta USD)	Peranan (%)	
Aceh	9,9	0,01	36,8	0,02	271,72
Sumatera Utara	4 715,2	2,75	4 623,7	2,82	-1,94
Sumatera Barat	941,4	0,55	985,8	0,60	4,72
Riau	1 777,8	1,04	1 547,0	0,94	-12,98
Jambi	224,3	0,13	190,2	0,12	-15,20
Sumatera Selatan	525,8	0,31	657,1	0,40	24,97
Bengkulu	25,0	0,01	11,3	0,01	-54,80
Lampung	3 072,6	1,79	3 226,1	1,97	5,00
Bangka Belitung	46,5	0,03	52,1	0,03	12,04
Kepulauan Riau	11 233,7	6,56	10 047,7	6,14	-10,56
DKI Jakarta	83 071,4	48,53	77 758,7	47,49	-6,40
Jawa Barat	1 720,9	1,01	1 614,0	0,99	-6,21
Jawa Tengah	14 442,5	8,44	14 585,8	8,91	0,99
DI Yogyakarta	1,8	0,00	1,1	0,00	-38,89
Jawa Timur	22 809,1	13,33	23 235,7	14,19	1,87
Banten	11 253,3	6,57	10 991,6	6,71	-2,33
Bali	280,9	0,16	355,5	0,22	26,56
Nusa Tenggara Barat	183,7	0,11	107,0	0,07	-41,75
Nusa Tenggara Timur	36,4	0,02	31,2	0,02	-14,29
Kalimantan Barat	463,9	0,27	439,7	0,27	-5,22
Kalimantan Tengah	79,4	0,05	96,9	0,06	22,04
Kalimantan Selatan	2 796,4	1,63	2 296,7	1,40	-17,87
Kalimantan Timur	8 790,0	5,14	7 884,7	4,82	-10,30
Sulawesi Utara	102,2	0,06	110,4	0,07	8,02
Sulawesi Tengah	62,1	0,04	170,9	0,10	175,20
Sulawesi Selatan	1 306,4	0,76	765,7	0,47	-41,39
Sulawesi Tenggara	372,2	0,22	523,5	0,32	40,65
Gorontalo	37,5	0,02	51,1	0,03	36,27
Sulawesi Barat	4,5	0,00	5,5	0,00	22,22
Maluku	324,3	0,19	364,8	0,22	12,49
Maluku Utara	4,7	0,00	7,8	0,00	65,96
Papua Barat	26,2	0,02	24,7	0,01	-5,73
Papua	430,8	0,25	943,5	0,58	119,01
TOTAL IMPOR	171172,8	100,00	163 744,3	100,00	-4,34

Keterangan : ¹⁾ = melalui pelabuhan bongkar yang terdapat di provinsi

I-1. IMPOR MENURUT GOLONGAN BARANG HS / IMPORT BY HS COMMODITY GROUPS
A. MENURUT 21 GOLONGAN BARANG (HS) / BY 21 HS COMMODITY GROUP
***** NOVEMBER / NOVEMBER 2014 *****

HS	Uraian golongan barang Group description	Berat bersih / Net weight (Kg)		Nilai / Value C.I.F (U S\$)	
		Bulan ini	Kumulatif	Bulan ini	Kumulatif
		Current month	Cum. Jan. to date	Current month	Cum. Jan. to date
I	Live Animals; Animal Product	75 249 740	783 471 197	222 715 316	2 580 493 770
II	Vegetable Products	1 171 771 142	14 543 637 539	467 253 894	6 485 601 774
III	Fats, Oils, Waxes Of Animal/ Vegetable	9 086 201	91 302 948	15 005 953	163 831 542
IV	Foodstuffs, Beverages, Spirits And Tobacco	694 101 227	8 908 713 641	548 918 102	6 854 977 230
IX	Wood And Its Articles, Plaiting Materials	98 143 194	835 891 641	32 487 562	356 300 794
V	Mineral Products	6 004 592 554	61 569 235 529	3 623 589 462	41 908 753 893
VI	Prod. Of Chemical Or Allied Industries	1 380 249 762	15 630 298 681	1 342 008 688	15 699 508 811
VII	Plastics, Rubber And Articles There Of	369 629 198	3 972 321 746	802 891 560	8 988 358 589
VIII	Raw Hides, Skins, Leather And Articles	7 004 930	80 943 735	57 901 428	651 954 694
X	Pulp, Paper And Articles There Of	326 072 611	4 262 263 675	260 856 416	2 997 942 765
XI	Textiles & Textile Articles	171 935 732	1 870 924 533	719 711 421	7 799 966 507
XII	Footwear, Umbrellas, Artificial Flowers	6 382 532	64 771 790	40 365 547	433 679 816
XIII	Cement, Plaster, Glass, Ceramic Products	234 114 190	1 883 675 603	103 692 724	996 930 634
XIV	Pearls & Precious/ Semiprecious Stones	285 421	3 428 470	5 931 028	79 551 723
XIX	Arms And Amunition; Parts & Accesories	25 252	1 081 791	3 807 511	359 544 779
XV	Base Metals And Articles There Of	1 240 535 562	13 705 105 051	1 416 736 395	15 828 107 687
XVI	Machinery, Electric, Electronic Equipments	332 421 588	3 388 886 895	3 468 248 127	39 713 957 908
XVII	Vehicles, Aircraft, And Vessels	95 255 656	1 395 627 893	546 509 857	7 651 540 879
XVIII	Optical, Photographic, Musical Instruments	8 112 257	93 781 630	210 150 654	2 093 440 549
XX	Miscellaneous Manufactures Articles.	28 427 880	323 091 729	107 286 233	1 180 349 483
XXI	Works Of Art, Antiques Special Provisions	4 880 699	95 361 577	45 540 048	919 516 765
TOTAL IMPORT		12 258 277 328	133 503 817 294	14 041 607 926	163 744 310 592

I-1. IMPOR MENURUT GOLONGAN BARANG (HS) / IMPORT BY HS COMMODITY GROUPS
B. MENURUT GOLONGAN BARANG 2 DIGIT HS / BY COMMODITY 2 DIGITS HS
***** NOVEMBER / NOVEMBER 2014 *****

HS	Uraian golongan barang Group description	Berat bersih / Net weight (Kg)		Nilai / Value C.I.F (U S\$)	
		Bulan ini	Kumulatif	Bulan ini	Kumulatif
		Current month	Cum. Jan. to date	Current month	Cum. Jan. to date
01	Live animals	28 431 434	220 305 630	79 924 689	606 148 280
02	Meat and edible meat offal	10 850 002	98 479 456	42 801 866	407 841 803
03	Fish and crustaceans	8 918 208	125 546 563	12 421 828	195 337 217
04	Dairy products, bird's eggs, natural honey	26 532 002	327 411 966	84 121 259	1 267 761 229
05	Products of animal origin	518 094	11 727 582	3 445 674	103 405 241
06	Live trees and other plants	126 141	895 454	561 489	2 051 624
07	Edible vegetables and certain roots and tubers	49 782 497	809 776 608	35 609 621	594 131 194
08	Edible fruits and nuts	33 325 589	486 872 464	53 520 411	699 257 605
09	Coffee, tea, mate, and spices	5 936 265	84 321 383	9 351 364	161 055 753
10	Cereals	979 719 469	10 446 341 604	303 742 844	3 246 820 337
11	Products of the milling industry; malt, starches	63 254 828	649 015 445	29 471 696	309 407 487
12	Oil seeds and oleaginous fruits; grains, seed, and fruits	38 802 574	2 057 403 060	28 784 194	1 392 383 429
13	Lac; gums; resins and other vegetable saps and extracts	731 642	8 403 352	6 116 590	79 701 324
14	Vegetable plaiting materials; vegetable products	92 137	608 169	95 685	793 021
15	Animal or vegetable oils/ fats and their cleavage products	9 086 201	91 302 948	15 005 953	163 831 542
16	Preparations of meat/ fish/ crustaceans/ molluscs or other aquatic ir	1 294 651	13 765 286	4 105 044	41 258 704
17	Sugar and sugar confectionery	170 246 926	3 164 714 864	83 716 002	1 511 826 373
18	Cocoa and cocoa preparations	16 910 711	123 505 266	58 784 023	413 740 123
19	Preparations of cereals, flour, starch or milk; pastrycooks' product	7 958 744	79 829 036	28 061 484	293 430 623
20	Preparations of vegetables, fruits, nuts or other part of plants	9 027 988	87 766 345	12 182 602	121 843 486
21	Miscellaneous edible preparations	14 957 182	173 496 464	53 509 391	643 656 209
22	Beverages, spirit, and vinegar	13 001 489	131 085 793	11 470 409	106 847 332
23	Residues and waste from the food industries	452 747 820	5 028 964 701	247 389 492	3 088 848 517
24	Tobacco and manufactured tobacco substitutes	7 955 716	105 585 886	49 699 655	633 525 863
25	Salts; sulphur; earths and stone; plastering materials, lime and cer	1 054 532 673	11 504 268 433	86 493 739	1 012 082 795
26	Ores, slag, and ash	445 610 054	3 612 165 969	38 682 738	394 157 341
27	Mineral fuels, mineral oils and products of their distillation	4 504 449 827	46 452 801 127	3 498 412 985	40 502 513 757
28	Inorganic chemicals	362 842 734	3 650 549 547	150 117 362	1 669 171 655

I-1. IM POR M ENURUT GOLONGAN BARANG (HS) / IM PORT BY HS COM M ODITY GROUPS
B. M ENURUT GOLONGAN BARANG 2 DIJT HS / BY COM M ODITY 2 DIGITS HS
***** NOVEM BER / NOVEM BER 2014 *****

H S	Uraian golongan barang <i>Group description</i>	Berat bersih / <i>Net weight (Kg)</i>		Nilai / <i>Value C.I.F (U S \$)</i>	
		Bulan ini <i>Current month</i>	Kumulatif <i>Cum. Jan. to date</i>	Bulan ini <i>Current month</i>	Kumulatif <i>Cum. Jan. to date</i>
29	Organic chemicals	378 006 210	4 353 585 660	551 190 951	6 528 535 108
30	Pharmaceutical products	2 270 182	22 681 299	74 076 609	643 765 717
31	Fertilizers	486 513 250	5 982 107 644	123 785 418	1 637 807 858
32	Tanning or dyeing extracts	36 366 788	418 956 910	106 878 905	1 259 763 412
33	Essential oils and resinoids; perfumery, cosmetic or toilet prepara	7 652 973	96 723 756	73 714 166	947 604 532
34	Soap, organic surface-active agents, washing, and lubricating pre	18 316 065	199 961 084	46 364 955	524 498 431
35	Albuminoidal substances; modified starches; glues; enzymes	15 165 621	179 908 099	35 252 127	425 042 039
36	Explosives; pyrotechnic products; matches; certain combustible p	2 219 316	24 212 963	7 920 816	101 325 012
37	Photographic and cinematographic goods	866 629	12 121 462	4 471 911	65 212 625
38	Miscellaneous chemical products	70 029 994	689 490 257	168 235 468	1 896 782 422
39	Plastics and articles thereof	324 161 445	3 386 182 252	657 114 663	7 140 132 055
40	Rubber and articles thereof	45 467 753	586 139 494	145 776 897	1 848 226 534
41	Raw hides, skins, and leather	4 547 086	53 066 086	44 259 265	481 307 803
42	Articles of leather; saddlery and harness; travel goods and similar	2 457 732	27 799 660	13 640 545	161 363 661
43	Furskins and artificial fur; manufactures thereof	112	77 989	1 618	9 283 230
44	Wood and articles of wood; wood charcoal	97 998 543	834 246 437	32 166 542	351 622 725
45	Cork and articles of cork	42 914	710 205	201 631	3 434 974
46	Manufactured of straw or other plaiting materials; basketware an	101 737	934 999	119 389	1 243 095
47	Pulp of wood or of other fibrous cellulosic material; recovered pap	269 390 947	3 588 859 682	125 140 650	1 619 265 811
48	Paper and paperboard; articles of paper pulp or of paper/paperbc	55 981 861	665 771 454	108 905 061	1 263 186 940
49	Printed books, newspapers, pictures, and other products of printii	699 803	7 632 539	26 810 705	115 490 014
50	Silk	22 567	220 604	51 262	943 822
51	Wool, fine or coarse animal hair; horse hair yarn, woven fabrics of	454 806	4 781 706	12 579 668	108 548 127
52	Cotton	67 689 694	739 154 358	201 064 676	2 274 715 675
53	Other vegetable textile fibres; paper yarns and woven fabrics of p	1 796 845	23 298 454	3 597 912	28 764 790
54	Man-made filaments	22 629 756	235 630 795	114 531 939	1 189 653 230
55	Man-made staple fibres	33 807 312	382 672 031	113 005 892	1 251 341 803
56	Wadding, felt, and non-wovens	10 571 710	110 323 713	40 016 374	393 608 507
57	Carpets and other textile floor coverings	982 493	12 350 023	2 427 280	31 152 479
58	Special woven fabrics; tufted textile fabrics; lace; tapestries; embr	1 789 835	21 262 119	25 182 954	268 043 017
59	Impregnated, coated, covered or laminated textile fabrics	10 988 822	111 428 339	45 738 274	563 745 078
60	Knitted or crocheted fabrics	14 134 375	153 103 065	120 671 624	1 222 433 568
61	Articles of apparel and clothing accessories, knitted or crocheted	2 970 855	25 365 780	17 221 361	180 714 452
62	Articles of apparel and clothing accessories, not knitted or croche	1 617 876	31 317 582	18 424 815	228 469 218
63	Other made up textile articles; sets; worn clothing and worn textil	2 478 786	20 015 964	5 197 390	57 832 741
64	Footwear, gaiters and the like; parts of such articles	4 163 789	49 568 190	32 866 443	375 107 755
65	Headgear and parts thereof	184 038	1 536 862	1 647 513	13 959 119
66	Umbrellas, walking sticks, seat-sticks, whips, riding crops and part	1 735 745	10 531 181	1 303 858	9 435 791
67	Prepared feathers and articles; artificial flowers; articles of humar	298 960	3 135 557	4 547 733	35 177 151
68	Articles of stone, plaster, cement, asbestos, mica or similar mater	93 140 146	649 754 044	34 949 736	322 410 006
69	Ceramic products	106 799 285	879 022 256	38 454 505	331 908 224
70	Glass and glassware	34 174 759	354 899 303	30 288 483	342 612 404
71	Natural and cultured pearls, precious/semi precious stones, and p	285 421	3 428 470	5 931 028	79 551 723
72	Iron and steel	965 173 276	10 907 301 655	637 775 289	7 480 918 921
73	Articles of iron and steel	155 641 914	1 561 574 459	351 808 745	3 902 820 962
74	Cooper and articles thereof	20 422 422	184 395 819	132 311 003	1 265 218 230
75	Nickel and articles thereof	449 674	4 067 821	7 076 567	56 492 800
76	Aluminium and articles thereof	56 023 143	573 524 681	154 087 994	1 540 870 277
78	Lead and articles thereof	5 676 329	72 121 965	13 434 441	172 035 028
79	Zinc and articles thereof	11 632 921	130 065 467	28 640 137	305 147 369
80	Tin and articles thereof	115 788	1 866 118	2 073 646	21 912 958
81	Other base metal; cermets; and articles thereof	286 723	4 434 412	6 333 190	105 846 587
82	Tools, implements, cutlery, spoon and forks, of base metal and pa	6 028 288	63 343 812	33 544 681	416 539 200
83	Miscellaneous articles of base metal	19 085 084	202 408 842	49 650 702	560 305 355
84	Nuclear reactors, boilers, machinery and mechanical appliances; p	252 940 554	2 523 597 927	2 033 777 079	23 810 559 137
85	Electrical machinery and equipments; sound recorders/reproduce	79 481 034	865 288 968	1 434 471 048	15 903 398 771
86	Railway and tramway locomotive, mechanical traffic, and all kinds	1 798 261	39 982 289	10 892 221	168 318 035
87	Vehicles other than railway/tramway, and parts and accessories tl	64 212 020	768 323 640	455 853 700	5 831 678 754

I-1. IMPOR MENURUT GOLONGAN BARANG (HS) / IMPORT BY HS COMMODITY GROUPS
B. MENURUT GOLONGAN BARANG 2 DIJIT HS / BY COMMODITY 2 DIGITS HS
***** NOVEMBER / NOVEMBER 2014 *****

HS	Uraian golongan barang <i>Group description</i>	Berat bersih / <i>Net weight (Kg)</i>		Nilai / <i>Value C.I.F (U S \$)</i>	
		Bulan ini	Kumulatif	Bulan ini	Kumulatif
		<i>Current month</i>	<i>Cum. Jan. to date</i>	<i>Current month</i>	<i>Cum. Jan. to date</i>
88	Aircraft and its components	80 523	1 420 247	24 058 063	537 188 665
89	Ships, boat, and floating structures	29 164 852	585 901 717	55 705 873	1 114 355 425
90	Optical, photographic, cinematographic, measuring, checking, me	6 515 920	72 951 871	190 865 326	1 876 597 472
91	Clocks and watches and parts thereof	393 601	5 017 477	5 564 561	56 424 725
92	Musical instruments; parts and accessories of such articles	1 202 736	15 812 282	13 720 767	160 418 352
93	Arms and ammunition; parts and accessories thereof	25 252	1 081 791	3 807 511	359 544 779
94	Furnitures, bedding, mattress supports, cushions and stuffed furni	18 060 072	187 448 898	58 517 357	565 562 614
95	Toys, games and sports requisiters; parts and accessories thereof	2 227 788	36 204 923	10 520 170	144 485 568
96	Miscellaneous manufactured articles	8 140 020	99 437 908	38 248 706	470 301 301
97	Works of arts, collectors' piece and antiques	13 466	418 796	93 470	2 203 318
98	Vehicles ikd and their components	4 867 233	94 942 781	45 446 578	917 313 447
TOTAL IMPORT		12 258 277 328	133 503 817 294	14 041 607 926	163 744 310 592

**I-1. IM POR M ENURUT GOLONGAN BARANG (HS) / IMPORT BY HS COM MODITY GROUPS
C. M ENURUT 40 GOLONGAN BARANG (HS) TERBESAR / BY BIG 40 COM MODITIES (HS)
*** NOVEMBER / NOVEMBER 2014 *****

HS	Uraian golongan barang Group description	Berat bersih / Net weight (Kg)		Nilai / Value C.I.F (U S \$)	
		Bulan ini Current month	Kumulatif Cum. Jan. to date	Bulan ini Current month	Kumulatif Cum. Jan. to date
2710121600	Other motor spirit, unleaded	1 279 290 108	12 682 426 862	1 176 687 306	12 914 556 904
2709001000	Crude petroleum oil	1 341 148 074	14 648 636 829	949 040 540	12 115 645 496
2710197100	Automotive diesel fuel	703 879 276	6 386 695 132	551 054 201	5 582 454 217
8517120000	Telephones for cellular networks or for other wireless networks	1 250 699	12 487 269	265 965 101	2 677 748 793
2304009000	Oil-cake & other solid residues, from extraction of soyabean oil	333 491 375	3 611 588 746	168 581 793	2 087 156 848
2710197200	Other diesel fuel	155 511 716	2 281 293 668	116 873 178	2 016 128 009
1001991910	Wheat grains without husk, other than seed, for human consumption	340 954 272	5 283 762 318	101 950 630	1 693 672 113
2711130000	Liquid butanes	188 341 594	1 718 619 513	125 205 434	1 494 799 598
2711120000	Liquid propane	167 245 149	1 508 761 437	112 051 314	1 308 225 197
5201000000	Cotton, not carded/combed.	57 687 284	628 375 193	106 861 961	1 267 481 419
2710127000	Naphtha, reformed and other preparations of a kind used for blending	117 530 029	1 334 987 453	91 386 456	1 263 757 274
1701140000	Other cane sugar, raw, not added flavour/colour	153 645 000	2 742 074 190	67 652 244	1 224 438 801
2902430000	p-xylene	87 389 963	859 480 754	91 148 847	1 100 989 883
1201900000	Soya beans, other than seed, whether or not broken	28 562 450	1 799 914 390	16 681 403	1 092 076 008
8542390000	Other electronic integrated circuits	369 939	4 505 503	87 315 011	1 027 304 537
7207121000	Slabs of iron/non alloy, containing < 0,25% of carbon, other than square	67 542 382	1 885 764 255	33 832 252	1 000 177 270
2710121400	Motor spirit, of RON 90 and above, but below RON 97, unleaded	114 911 186	876 349 930	107 430 623	913 030 901
2901210000	Ethylene	50 817 466	577 415 108	74 491 346	830 261 097
3902109020	Polypropylene in granule form	56 310 973	531 967 500	92 277 594	824 130 815
3104200000	Potassium chloride	174 674 487	2 636 245 309	51 172 621	816 387 649
2710198200	Aviation turbine fuel (jet fuel) having a flash point of less than 23°C	69 833 978	722 145 923	68 330 371	762 647 147
1005909000	Other maize (corn), other than seeds	319 604 211	2 921 429 199	72 853 394	726 686 745
8471302000	Laptops including notebooks and subnotebooks	1 290 101	9 515 266	106 467 449	722 114 153
7403110000	Refined copper for cathodes and sections of cathodes	9 958 356	100 156 872	69 637 967	713 731 149
7204490000	Other ferrous waste and scrap :	166 174 619	1 722 887 509	61 661 987	663 650 805
0402104100	Milk & cream of fat > 1,5%, in solid form, no added sugar/sweetener, condensed	7 391 775	117 428 455	27 917 889	535 629 067
0102291090	Live male cattle, not oxen, other than pure-bred breeding animals	24 828 793	193 808 634	69 380 578	533 746 135
8443910000	Parts & accessories of printing machinery used for printing by component	931 678	10 252 072	43 714 533	515 574 400
4703210000	Chemical wood pulp, soda, other than dissolving grades, bleached, chemical	52 094 461	628 349 815	39 869 580	489 823 837
8517610000	Base stations	536 552	4 788 564	31 812 616	489 246 121
2713200000	Petroleum bitumen	108 438 246	810 338 660	61 647 155	475 077 519
1001991990	Other wheat, other than seed, for human consumption	130 304 162	1 408 377 102	41 482 221	470 899 344
2905310000	Ethylene glycol (ethanediol)	34 448 064	437 304 117	34 329 764	465 705 762
3902309010	Propylene copolymers in granule form	22 352 136	266 010 524	38 033 020	455 608 077
8529909400	Other printed circuit boards; not assembled, for flat panel display	986 499	14 368 225	30 940 653	441 190 978
9801202000	Vehicles of heading 8704 with a gross weight <= 24 ton, incomplete	2 579 661	45 635 214	23 279 824	436 758 099
4702000000	Chemical wood pulp, dissolving grades.	39 968 195	476 865 231	35 182 579	435 631 428
8517709900	Other aerials or antennae	89 434	2 303 754	20 170 955	418 080 062
3901200000	Polyethylene having a specific gravity 0.94 or more	27 397 117	256 226 964	44 504 137	411 845 384
7601200000	Unwrought aluminium alloys	16 499 896	176 103 284	40 445 061	408 014 590

I-2 IM POR M ENURUT GOLONGAN BARANG SITC / IM PORT BY SITC COM M ODITY GROUPS

*** NOVEM BER / NOVEM BER 2014 ***

SITC	Uraian golongan barang Group description	Berat bersih / Net weight (Kg)		Nilai / Value C.I.F. (US\$)	
		Bulan ini	Kumulatif	Bulan ini	Kumulatif
		Current month	Cum. Jan. to date	Current month	Cum. Jan. to date
A. By Commodity 1 digit SITC					
0	Food and Live Animals	1 834 741 344	21 523 527 607	1 118 662 799	13 433 192 903
1	Beverages and Tobacco	20 925 647	234 846 536	61 099 857	739 025 917
2	Crude Materials, Inedible	1 790 225 764	21 313 645 133	616 415 220	8 382 759 731
3	Mineral Fuels, Lubricants, etc.	4 500 457 010	46 425 161 800	3 495 996 797	40 485 792 143
4	Animal & Vegetable Oils/Fats	8 216 063	79 786 706	13 035 864	132 285 565
5	Chemicals	1 693 624 069	18 603 359 774	1 919 633 828	21 797 360 077
6	Manufactured Goods	1 897 210 229	19 551 533 048	2 205 951 667	24 405 690 674
7	Machinery and Transportation Equipments	433 932 369	4 884 893 481	4 064 333 327	48 181 307 252
8	Miscellaneous Manufactured Articles	78 944 514	887 053 801	545 227 352	6 163 398 341
9	Special Commodities and Transaction	319	9 408	1 251 215	23 497 989
TOTAL IM PORT		12 258 277 328	133 503 817 294	14 041 607 926	163 744 310 592
B. By Commodity 2 digit SITC					
00	Live animal for food	28 431 434	220 305 518	79 924 689	606 147 862
01	Meat and meat preparations	11 283 797	104 175 555	44 131 111	426 150 372
02	Dairy product and eggs	26 844 123	329 919 821	84 946 904	1 272 138 634
03	Fish, crustaceans,molluscs and their preparations	9 779 064	133 587 657	15 197 627	218 257 337
04	Cereals and cereal preparations	998 087 453	10 703 606 420	316 465 134	3 427 336 840
05	Fruits and vegetables	92 494 921	1 390 979 988	101 870 954	1 425 203 052
06	Sugar, sugar preparations, and honey	170 362 282	3 166 957 068	84 141 666	1 520 255 983
07	Coffee, tea, cocoa, and spices	24 291 720	223 301 094	77 249 179	677 535 376
08	Feeding stuff for animals	453 279 709	5 033 193 590	247 595 110	3 090 527 386
09	Miscellaneous food preparations	19 886 841	217 500 896	67 140 425	769 640 061
11	Beverages	12 969 931	129 260 650	11 400 202	105 500 054
12	Tobacco and tobacco manufactured	7 955 716	105 585 886	49 699 655	633 525 863
21	Hides, skins and furskins	1 638 576	16 787 822	1 606 747	18 075 599
22	Oil seeds, nuts, and kernels	37 757 212	2 049 051 963	26 779 723	1 372 360 417
23	Crude rubber	24 272 769	321 057 010	50 584 371	681 542 219
24	Wood, lumber, and cork	58 902 781	375 791 637	14 182 842	132 356 056
25	Pulp and waste paper	269 390 947	3 588 859 682	125 140 650	1 619 265 811
26	Textile fibres and their waste	85 446 510	945 750 375	180 323 024	2 114 029 995
27	Crude fertilizers and crude minerals	652 525 299	7 934 495 555	64 708 842	810 487 304
28	Metalliferous ores and metal scraps	658 313 693	6 056 775 342	141 091 674	1 431 189 087
29	Crude animals and vegetable materials, nes	1 977 977	25 075 747	11 997 347	203 453 243
32	Coal, coke, and briquettes	123 942 456	2 182 201 824	17 597 649	314 833 871
33	Petroleum and petroleum products	4 020 922 709	41 009 906 899	3 240 997 082	37 359 695 985
34	Gas; natural and manufactured	355 591 843	3 233 049 625	237 362 456	2 811 019 666
35	Electric Current	2	3 452	39 610	242 621
41	Animal oils and fats	1 097 473	9 256 125	1 818 048	19 016 337
42	Fixed vegetable oils/fats	4 053 872	42 097 569	6 221 014	65 323 072
43	Animal vegetable oils/fats	3 064 718	28 433 012	4 996 802	47 946 156
51	Organic chemicals	381 663 233	4 372 188 796	536 016 884	6 318 642 997
52	Inorganic chemicals	335 695 381	3 134 201 868	139 574 365	1 487 240 753
53	Dyeing,tanning, and colouring materials	37 079 710	426 702 529	108 753 836	1 273 220 857
54	Medical and pharmaceutical products	3 550 469	49 041 488	96 872 148	937 742 970
55	Essential oils and perfumery materials	19 255 658	232 169 400	101 009 918	1 277 127 138
56	Manufactured fertilizers	485 958 854	5 971 997 082	123 314 235	1 630 098 015
57	Plastics in primary forms	267 860 969	2 779 283 078	488 134 009	5 192 634 065
58	Plastics in non-primary forms	33 923 888	374 774 217	89 040 217	1 019 578 794
59	Chemical materials and its products, nes	128 635 907	1 263 001 316	236 918 216	2 661 074 488
61	Leather, leather med, nes	2 918 794	36 596 015	42 906 856	469 707 016
62	Rubber manufactured, nes	20 779 903	261 825 323	92 716 104	1 148 233 020
63	Wood and cork manufactured	39 138 676	459 165 005	18 185 331	222 701 643
64	Paper, paperboard, and manufactured thereof	55 230 816	656 141 295	96 962 320	1 139 236 383
65	Textile yarns, fabrics, and their products	82 955 499	882 028 368	505 265 897	5 294 937 070
66	Non metallic minerals manufactured	644 998 549	5 521 244 494	131 101 296	1 242 403 295
67	Iron and steel	875 477 871	9 902 877 642	730 623 734	8 457 280 987
68	Non ferrous metals	80 541 074	855 325 058	294 586 269	3 074 315 790
69	Manufactured of metal, nes	95 169 047	976 329 848	293 603 860	3 356 875 470
71	Power generating machine and equipments	52 186 415	505 616 959	528 569 843	4 280 777 696
72	Machinery specialized for particular industry	66 717 453	778 808 363	491 513 650	7 040 593 299
73	Metalworking machinery	13 446 069	150 718 723	105 943 755	1 522 736 940

I-2 IM POR M ENURUT GOLONGAN BARANG SITC / IM PORT BY SITC COM M ODITY GROUPS

*** NOVEM BER / NOVEM BER 2014 ***

SITC	Uraian golongan barang Group description	Berat bersih / Net weight (Kg)		Nilai / Value C.I.F. (US\$)	
		Bulan ini	Kumulatif	Bulan ini	Kumulatif
		Current month	Cum. Jan. to date	Current month	Cum. Jan. to date
74	General industrial machinery and equipments	131 444 568	1 190 078 953	803 922 394	9 446 153 384
75	Office machinery and automatic data processing	7 021 650	77 298 225	293 175 103	2 932 075 893
76	Telecommunication and reproducers apparatus	10 975 286	134 153 047	535 176 883	6 517 313 874
77	Electrical machinery and apparatus	52 887 244	572 376 901	721 211 616	8 044 448 037
78	Road vehicles	68 386 505	852 767 416	495 337 459	6 600 964 594
79	Other transportation equipments	30 867 179	623 074 894	89 482 624	1 796 243 535
81	Sanitary, plumbing, and fittings	8 031 325	88 434 610	26 989 083	273 275 524
82	Furniture	11 527 532	124 278 806	32 090 608	331 681 495
83	Traveling goods	2 388 052	25 886 748	12 684 339	148 845 906
84	Clothing	8 190 677	101 310 767	51 749 017	614 895 279
85	Footwear	4 163 789	49 568 190	32 866 443	375 107 755
87	Professional, scientific, and contractor instruments	5 775 962	62 946 948	144 953 091	1 474 917 148
88	Photographic apparatus, equipments and optics	2 035 747	27 294 799	29 856 159	315 786 650
89	Miscellaneous manufactured articles	36 831 430	407 332 933	214 038 612	2 628 888 584
96	Coin; not being legal tender	109	1 315	3 517	8 341
97	Gold; non monetary	210	8 093	1 247 698	23 489 648
TOTAL IMPORT		12 258 277 328	133 503 817 294	14 041 607 926	163 744 310 592
C. By Commodity 3 digit SITC					
001	Live Animals Other Than Fish	28 431 434	220 305 518	79 924 689	606 147 862
011	Meat Of Bovine Animals Fresh, Chilled Or Frozen	6 797 574	68 603 894	31 059 901	318 835 778
012	Other Meat, Other Edible Meat Offal, Fresh, Chilled Or Frozen	4 052 428	29 793 623	11 741 965	88 315 462
016	Meat And Edible Meat Offal, Salted, Dried, Edible Flour Of Meat	0	81 939	0	690 563
017	Meat And Edible Meat Offal, Prepared Or Preserved	433 795	5 696 099	1 329 245	18 308 569
022	Milk,cream, And Milk Products Other Than Butter Or Cheese	22 404 366	290 228 953	65 509 122	1 077 908 544
023	Butter And Other Fats From Milk	2 122 363	20 521 674	8 297 828	97 395 550
024	Cheese And Curds	2 236 277	17 697 341	10 688 134	88 407 937
025	Eggs, Birds, And Egg Yolks; Fresh, Dried Or Otherwise Preserved	81 117	1 471 853	451 820	8 426 603
034	Fish, Fresh, Chilled Or Frozen	7 892 335	113 546 990	8 701 483	125 878 740
035	Fish, Dried Salted Or In Brine; Smoked Fish	11 806	121 889	118 929	1 272 900
036	Crustaceans, Molluscs, And Aquatic Invertebrates	1 014 067	11 877 684	3 601 416	68 185 577
037	Fish, Crustaceans, Molluscs, And Other Aquatic Invertebrates; Pre	860 856	8 041 094	2 775 799	22 920 120
041	Wheat And Meslin, Unmilled	479 707 249	6 874 784 499	145 536 909	2 217 317 619
042	Rice	177 874 569	611 742 365	83 577 749	275 640 932
043	Barley, Unmilled	0	0	0	0
044	Maize, Unmilled	319 948 266	2 925 947 346	73 451 064	735 300 703
045	Cereals, Unmilled	2 189 385	33 867 394	1 177 122	18 561 083
046	Meal And Flour Of Wheat And Flour Of Meslin	12 534 775	187 779 448	4 512 025	70 745 717
047	Other Cereal Meals And Flours	100 332	1 010 624	24 945	434 317
048	Cereal Preparations And Preparations Of Flours/ starchs Of Fruit	5 732 877	68 474 744	8 185 320	109 336 469
054	Vegetables, Fresh, Chilled, Frozen Or Simply Preserved	48 831 404	799 280 100	33 687 543	568 033 614
056	Vegetables, Roots And Tubers, Prepared Or Preserved Nes	6 075 740	63 599 112	8 556 350	94 846 850
057	Fruit And Nut; Fresh Or Dried	33 145 976	485 973 680	53 151 216	697 067 031
058	Fruits, Preserved And Preparations	2 607 326	27 243 785	3 568 170	37 918 180
059	Fruit And Vegetable Juices	1 834 475	14 883 311	2 907 675	27 337 377
061	Sugar, Molasses, And Honey	169 141 284	3 154 271 361	80 226 809	1 475 573 900
062	Sugar Confectionery	1 220 998	12 685 707	3 914 857	44 682 083
071	Coffee And Coffee Substitutes	1 724 481	32 518 631	10 280 091	135 152 784
072	Cocoa	15 406 663	108 728 038	50 896 105	343 691 596
073	Chocolate And Other Food Preparations Containing Cocoa	1 504 048	14 777 228	7 887 918	70 048 527
074	Tea And Mate	861 886	15 249 468	2 278 633	35 251 144
075	Spices	4 794 642	52 027 729	5 906 432	93 391 325
081	Feeding Stuff For Animals	453 279 709	5 033 193 590	247 595 110	3 090 527 386
091	Margarine And Shortening	868 537	11 472 551	1 949 577	31 342 936
098	Edible Products And Preparations	19 018 304	206 028 345	65 190 848	738 297 125
111	Non-alcoholic Beverages, Nes	12 807 013	127 861 044	10 035 130	94 414 001
112	Alcoholic Beverages	162 918	1 399 606	1 365 072	11 086 053
121	Tobacco, Unmanufactured And Refused	7 482 056	91 533 152	44 996 732	541 047 368
122	Tobacco, Manufactured	473 660	14 052 734	4 702 923	92 478 495
211	Hides And Skins, Raw	1 638 576	16 785 031	1 606 747	17 120 852
212	Furskins, Raw	0	2 791	0	954 747
222	Oil Seeds Use For Extraction Ofsoft Fixed Vegetable Oils	37 571 781	2 045 146 169	25 899 937	1 363 570 716
223	Oil Seeds Use For Extraction Of Other Fixed Vegetable Oils	185 431	3 905 794	879 786	8 789 701

I-2 IM POR M ENURUT GOLONGAN BARANG SITC / IM PORT BY SITC COM M ODITY GROUPS

*** NOVEMBER / NOVEMBER 2014 ***

SITC	Uraian golongan barang Group description	Berat bersih / Net weight (Kg)		Nilai / Value C.I.F. (US\$)	
		Bulan ini	Kumulatif	Bulan ini	Kumulatif
		Current month	Cum. Jan. to date	Current month	Cum. Jan. to date
231	Natural Rubber Latex;natural Rubber And Similar Natural Gums	2 351 989	26 250 574	3 193 313	45 148 290
232	Synthetic Rubber Latex, Synthetic/reclaimed Rubber	21 920 780	294 806 436	47 391 058	636 393 929
244	Cork,natural,raw And Waste	997	62 035	5 883	204 682
245	Fuel Wood And Wood Charcoal	3 452	127 444	19 645	173 005
246	Wood In Chips Or Particles And Waste	230 458	13 777 588	70 398	4 375 603
247	Wood In The Rough Or Roughly Squared	46 744 012	237 050 120	4 125 786	24 978 069
248	Wood, simply Worked And Railway Sleeper Of Wood	11 923 862	124 774 450	9 961 130	102 624 697
251	Pulp And Waste Paper	269 390 947	3 588 859 682	125 140 650	1 619 265 811
261	Silk	4	1 955	242	30 719
263	Cotton	57 711 336	628 792 252	106 909 584	1 268 593 894
264	Jute And Other Textile Bast Fibres	50 311	1 106 332	57 375	1 329 096
265	Vegetable Textile Fibres,raw Or Processed;waste Of These Fibres	208 627	1 923 855	315 265	2 862 682
266	Synthetic Fibres Suitable For Spinning	14 961 381	194 397 285	37 360 681	448 565 147
267	Other Man-made Fibres Suitable For Spinning And Waste	12 436 229	118 368 103	35 147 523	382 188 529
268	Wool And Other Animal Hair	43 634	975 960	497 689	10 321 819
269	Old Clothing And Other Old Textile Articles; Rags	34 988	184 633	34 665	138 109
272	Fertilizers, Crude	92 756 862	1 225 633 464	12 572 637	171 738 252
273	Stone, Sand And Gravel	285 294 775	2 858 567 192	11 983 104	129 033 239
274	Sulphur And Unroasted Iron Pyrites	9 296 299	339 963 711	2 152 959	67 854 878
277	Natural Abrasives	1 876 748	17 865 801	545 658	7 871 191
278	Other Crude Minerals	263 300 615	3 492 465 387	37 454 484	433 989 744
281	Iron Ore And Concentrates	443 637 132	3 536 090 659	36 841 876	345 636 249
282	Waste And Scrap Metal Of Iron/steel	177 786 210	1 871 627 990	65 822 769	718 263 441
283	Copper Ores And Concentrates	0	10 326 004	0	23 398 210
284	Nickel Ores And Concentrates	0	8 209	0	16 278
285	Aluminium Ores And Concentrates	27 147 353	516 737 552	10 542 997	182 192 164
287	Ores And Concentrates Of Basemetals	1 972 601	65 511 856	1 838 480	27 943 735
288	Non-ferrous Base Metal Waste And Scraps	7 770 147	56 471 463	26 043 654	133 456 472
289	Ores And Concentrates Of Precious Metals; Waste,scraps	250	1 609	1 898	282 538
291	Crude Animal Materials	518 094	11 727 582	3 445 674	103 405 241
292	Crude Vegetable Materials	1 459 883	13 348 165	8 551 673	100 048 002
321	Coals, Pulverized Or Not	113 896 252	1 981 112 327	14 901 486	263 891 657
322	Briquettes, Lignite And Peat	150 327	2 987 738	34 368	959 524
325	Coke And Semi Coke Of Coal/lignite/peat	9 895 877	198 101 759	2 661 795	49 982 690
333	Petroleum Oil, Crude	1 341 161 674	14 648 751 637	949 057 744	12 115 806 308
334	Petroleum Products, Refined	2 555 596 092	25 308 473 362	2 219 198 285	24 577 464 473
335	Residual Petroleum Products, And Related Materials	124 164 943	1 052 681 900	72 741 053	666 425 204
342	Liquefied Propane And Butane	355 586 743	3 227 380 950	237 256 748	2 803 024 795
343	Natural Gas, Liquefied Or Not	112	223	1 263	1 843
344	Petroleum Gases And Other Gas	4 988	5 663 190	104 445	7 960 715
345	Coal Gas, Water Gas And Similar Gas	0	5 262	0	32 313
351	Electric Currents	2	3 452	39 610	242 621
411	Animal Oils And Fats	1 097 473	9 256 125	1 818 048	19 016 337
421	Fixed Vegetable Fats And Oils Soft,crude,refined Or Fractioned	3 665 876	36 878 460	5 465 039	55 332 818
422	Fixed Vegetable Fats And Oils Solid,crude,refined Or Fractioned	387 996	5 219 109	755 975	9 990 254
431	Animal And Vegetable Oil; Fat Processed And Their Wax	3 064 718	28 433 012	4 996 802	47 946 156
511	Hydrocarbon And Their Halogenated, Nitrated Derivatives	212 657 511	2 210 442 870	250 523 340	2 917 532 662
512	Alcohols,phenols,phenol-alcohols And Their Halogenated	85 866 639	1 178 570 767	81 734 126	1 034 961 050
513	Carboxylic Acids,and Their Anhydrides,halides,peroxides	38 617 172	460 150 480	60 337 387	700 237 295
514	Nitrogen-function Compounds	17 822 892	223 189 234	45 261 432	577 527 717
515	Organo-inorganic And Heterocyclic Compounds	17 095 378	170 136 461	73 601 664	778 815 138
516	Other Organic Chemicals	9 603 641	129 698 984	24 558 935	309 569 135
522	Inorganic Chemical Elements, Oxides And Halogen Salts	116 997 135	1 382 133 707	65 339 823	814 104 387
523	Metallicsalts And Peroxysalts	214 709 140	1 718 227 724	69 924 768	630 387 671
524	Other Inorganic Chemicals;chemical Compound Of Precious Meta	3 960 356	33 585 353	3 556 737	33 449 161
525	Radioactive And Associated Materials	28 750	255 084	753 037	9 299 534
531	Synthetic Organic; Colouring Matter	5 807 582	74 318 154	34 174 845	457 005 446
532	Dyeing/tanning Extracts And Synthetic Tanning Materials	1 016 651	7 097 970	1 924 393	15 849 645
533	Pigments, Paints, Varnishes, And Related Materials	30 255 477	345 286 405	72 654 598	800 365 766
541	Medicinal And Pharmaceutical Products	1 474 832	28 545 375	35 978 518	451 670 838
542	Medicaments, Including Veterinary Medicaments	2 075 637	20 496 113	60 893 630	486 072 132
551	Essential Oils, Perfumes, And Flavour Materials	2 602 320	34 584 404	38 100 410	507 495 803
553	Perfumery, Cosmetics, And Toilet Preparations	5 050 653	62 139 352	35 613 756	440 108 729
554	Soap,cleansing And Polishing Preparations	11 602 685	135 445 644	27 295 752	329 522 606

I-2 IM POR M ENURUT GOLONGAN BARANG SITC / IM PORT BY SITC COM M ODITY GROUPS

*** NOVEM BER / NOVEM BER 2014 ***

SITC	Uraian golongan barang Group description	Berat bersih / Net weight (Kg)		Nilai / Value C.I.F. (US\$)	
		Bulan ini	Kumulatif	Bulan ini	Kumulatif
		Current month	Cum. Jan. to date	Current month	Cum. Jan. to date
562	Fertilizers, Manufactured	485 958 854	5 971 997 082	123 314 235	1 630 098 015
571	Polymers Of Ethylene In Primary Forms	80 925 210	797 826 183	134 336 123	1 338 148 360
572	Polimers Of Styrene In Primary Forms	14 852 398	188 355 105	32 047 397	415 587 537
573	Polimers Of Vinyl Chloride In Primary Forms	11 146 216	92 678 511	13 364 077	143 963 623
574	Poliacetals And Polycarbons In Primary Forms	36 527 295	378 243 914	71 803 698	784 646 513
575	Other Plastics In Primary Forms	115 465 662	1 224 072 822	232 421 054	2 462 096 774
579	Waste And Scrap Of Plastics	8 944 188	98 106 543	4 161 660	48 191 258
581	Tubes, Pipes, And Hoses Of Plastics	3 548 308	27 922 982	14 412 915	132 451 921
582	Plates, Sheets, And Film Of Plastics	29 692 293	341 080 873	72 718 751	868 848 390
583	Monofilament And Rod Of Plastics	683 287	5 770 362	1 908 551	18 278 483
591	Disinfectants, Insecticides, And Fungicides Put In Forms	5 574 759	67 400 871	31 279 393	369 553 032
592	Sarches, Inulin, And Wheat Glutenal Buminoidal Substances; Glue	61 521 533	586 805 891	55 877 513	603 803 448
593	Explosive And Pyrotechnic Products	2 209 029	24 068 878	7 899 590	100 146 700
597	Additive For Mineral Oils	9 822 273	105 951 659	34 988 013	378 427 951
598	Miscellaneous Chemical Products	49 508 210	478 773 861	106 871 549	1 209 137 875
599	Residuall Products Of The Chemical Or Allied Industries, N.e.s	103	156	2 158	5 482
611	Leathers	2 908 510	36 281 055	42 652 518	464 186 951
612	Manufactures And Composition Leathers	10 259	287 694	254 180	3 833 781
613	Furskins, Tanned Or Dressed	25	27 266	158	1 686 284
621	Materials Of Rubber	3 256 808	39 080 651	21 506 666	253 508 323
625	Rubber Tyre,tyre Cases,tyre Treads,inner Tubes, And Tyre Flaps	12 821 222	174 422 132	39 952 177	492 818 013
629	Articles Of Rubbers	4 701 873	48 322 540	31 257 261	401 906 684
633	Cork Manufactures	41 917	648 170	195 748	3 230 292
634	Veneers,plywood,improved/reconstituted Wood Worked	37 313 713	440 558 557	15 839 467	187 988 018
635	Wood Manufactures	1 783 046	17 958 278	2 150 116	31 483 333
641	Papers And Paperboards	45 522 659	550 578 935	65 145 757	782 452 753
642	Paper And Paperboard Cut To Size/shape And Article Of Papers	9 708 157	105 562 360	31 816 563	356 783 630
651	Textile Yarns	19 392 425	223 946 013	59 827 719	668 432 747
652	Cotton Fabrics, Woven	7 655 839	84 754 868	84 566 047	910 877 477
653	Fabrics, Woven, Of Man-made Fibres	14 254 136	139 339 908	113 397 957	1 120 543 403
654	Textile Fabrics, Woven, Other Than Of Cotton Or Man-made Fibre	833 038	7 076 670	9 350 533	80 450 322
655	Knitted Or Crocheted Fabrics	14 134 375	153 103 065	120 671 624	1 222 433 568
656	Tulle,lace,embroidery,ribbons,trimmings And Other Small Wares	1 784 582	20 250 626	24 226 056	244 284 891
657	Special Yarns,textile Fabrics	21 457 788	221 317 744	85 534 255	958 661 956
658	Made-up Articles, Wholly/chiefly Of Textile Materials	2 444 308	19 834 124	5 167 369	57 677 765
659	Floor Coverings	999 008	12 405 350	2 524 337	31 574 941
661	Lime,cement And Fabricated Construction Materials	418 455 083	3 864 989 686	31 324 780	294 447 753
662	Clay And Refactory Construction Materials	109 086 542	886 469 665	34 489 038	314 654 658
663	Mineral Manufactures	83 588 648	415 057 826	36 045 764	299 838 069
664	Glass	24 193 623	206 698 408	18 718 369	197 849 245
665	Glassware	8 959 317	135 065 788	10 133 468	127 596 436
666	Pottery	712 056	12 926 935	318 667	5 866 798
667	Pearl, Precious And Semi Precious Stones	3 280	36 186	71 210	2 150 336
671	Pig Iron,spiegeleisen,sponge Iron, And Ferro-alloys	7 989 725	135 421 484	11 109 984	142 079 872
672	Ingots And Other Iron/steel In Primary Forms	250 083 563	3 119 513 312	127 588 055	1 720 619 997
673	Flat Rolled Products, Not Clad	243 966 820	2 508 210 902	170 809 831	1 794 383 042
674	Flat Rolled Products, Clad Or Plated	93 371 563	947 257 711	83 044 925	904 381 415
675	Flat Rolled Products And Alloy Steels	46 974 807	644 348 589	62 457 428	797 205 859
676	Iron/steel Bars, Rods, Angels, Shaped And Sections	122 284 889	1 516 787 665	96 613 379	1 208 160 225
677	Rail/railway And Tractor Construction Of Iron/steel Materials	3 341 451	34 970 085	7 778 501	46 178 543
678	Wire Of Iron/steel	24 020 728	183 938 824	21 632 222	213 798 399
679	Tubes, Pipes, Hollow Profile, Pipe Fitting Of Iron/steel	83 444 325	812 429 070	149 589 409	1 630 473 635
681	Silver, Platinum, And Other Metal Of The Platinum Groups	31 168	359 269	1 689 212	20 204 643
682	Copper	16 916 199	168 577 936	110 065 905	1 149 300 367
683	Nickel	419 286	3 371 433	6 574 324	47 331 457
684	Alumunium	45 901 984	480 276 044	127 783 343	1 287 310 381
685	Lead	5 648 607	71 572 362	13 218 243	167 908 490
686	Zinc	11 278 230	127 034 420	27 667 848	297 362 934
687	Tin	93 107	931 662	1 919 189	19 879 023
689	Miscellaneous Non-ferrous Basemetals Employed In Metallurgy	252 493	3 201 932	5 668 205	85 018 495
691	Sructuctures And Parts Of Iron/steel Or Aluminium	18 769 794	207 546 630	38 074 947	455 167 245
692	Metal Containers For Storage And Transportations	4 944 711	51 058 715	18 590 122	217 391 560
693	Wire Products And Fencing Grills	6 651 212	74 354 475	11 757 128	141 484 081
694	Nails, Screws, Nuts, Bolts, Rivets Of Iron/steel Or Copper	15 399 294	151 749 289	56 471 901	681 693 759

I-2 IM POR M ENURUT GOLONGAN BARANG SITC / IM PORT BY SITC COM M ODITY GROUPS

*** NOVEM BER / NOVEM BER 2014 ***

SITC	Uraian golongan barang Group description	Berat bersih / Net weight (Kg)		Nilai / Value C.I.F. (US\$)	
		Bulan ini	Kumulatif	Bulan ini	Kumulatif
		Current month	Cum. Jan. to date	Current month	Cum. Jan. to date
695	Tools For Used In The Hand Or In Machines	4 975 577	50 489 739	29 572 132	369 960 103
696	Cutlery	884 149	11 341 301	3 795 513	45 045 247
697	Household Equipment Of Base Metals	5 800 412	53 755 517	11 483 016	113 545 327
699	Manufactures Of Base Metals	37 743 898	376 034 182	123 859 101	1 332 588 148
711	Steam And Other Vapour Generating Boilers And Parts	11 624 711	133 717 543	68 853 399	706 625 344
712	Steam Or Other Generating Boilers And Parts	4 041 671	28 363 109	48 120 106	320 172 952
713	Internal Combustion Piston Engines And Parts	15 263 216	165 753 334	155 727 114	1 526 962 482
714	Engines And Motors, Non-electric And Parts	2 076 286	7 279 592	53 411 879	324 690 078
716	Rotating Electric Plants And Parts	17 739 962	155 890 487	186 582 532	1 235 807 878
718	Other Power Generating Machines And Parts	1 440 569	14 612 894	15 874 813	166 518 962
721	Agricultural Machinery And Parts	2 446 883	35 863 627	14 635 555	221 345 320
722	Tractors	519 687	6 315 027	3 250 591	41 666 337
723	Civil Engineering And Contractor Plants And Equipments/ parts	19 265 931	285 533 667	110 542 944	1 817 108 236
724	Textile/leather Machinery And Parts	7 870 225	89 962 198	56 631 666	849 803 689
725	Papermill/pulpmill Machinery And Paper Cutting Machines	2 247 887	25 904 250	39 441 063	402 067 697
726	Printing/book Binding Machinery And Parts	2 070 741	20 841 058	57 307 812	681 918 287
727	Food Processing Machines And Parts	4 945 663	61 994 128	41 309 750	512 565 510
728	Other Machines And Equipment Specialized For Particular Industr	27 350 436	252 394 408	168 394 269	2 514 118 223
731	Machine Tools By Removing Metal	3 723 211	32 885 902	34 789 773	494 675 871
733	Machine Tool For Working Metals	4 503 377	57 634 571	32 965 954	476 128 798
735	Parts Of Machine Tools	678 432	7 233 181	12 250 675	158 782 032
737	Metalworking Machinery And Parts	4 541 049	52 965 069	25 937 353	393 150 239
741	Heating And Cooling Equipments And Parts	43 176 047	328 979 399	182 290 631	1 976 408 948
742	Pumps For Liquid And Parts	8 889 996	82 021 578	78 189 985	890 522 185
743	Pumps, Compressors, Fans, Blowers, Centrifuges, And Parts	17 124 404	177 711 619	135 596 982	1 507 886 519
744	Mechanical Handling Equipments And Parts	32 535 299	270 151 593	116 414 675	1 374 238 312
745	Other Non-electical Machinery, Tools, And Mechanical Apparatus	5 105 178	53 658 539	53 329 794	874 439 120
746	Ball Or Roller Bearings	5 067 426	53 992 774	36 373 820	442 738 118
747	Taps, Cocks, And Valves For Pipes	5 816 014	69 049 844	82 492 647	931 559 727
748	Transmission Shafts And Cranks	9 678 873	109 955 612	61 301 224	836 570 096
749	Non-electric Parts And Accessories Of Machineries	4 051 331	44 557 995	57 932 636	611 790 359
751	Office Machines	3 019 950	35 300 821	52 160 579	616 492 621
752	Automatic Data Processing Machines And Their Units	3 219 702	31 765 732	215 472 546	1 948 739 765
759	Parts And Accessories For Machine Of Heading 751 Or 752	781 998	10 231 672	25 541 978	366 843 507
761	Television Receivers	1 125 561	13 216 600	25 278 861	281 955 203
762	Radio Broadcast Receivers	158 551	2 115 243	4 184 766	63 371 262
763	Sound Recorders Or Reproducers	204 695	2 093 659	3 163 321	36 035 446
764	Telecommunication Equipments And Parts	9 486 479	116 727 545	502 549 935	6 135 951 963
771	Electric Power Machinery And Parts	4 346 304	50 326 830	64 676 322	561 557 243
772	Electrical Apparatus For Making And Breaking Electrical Circuits	9 678 954	110 119 209	190 169 594	2 307 806 681
773	Equipment For Distributing Electricity	9 567 497	111 524 589	76 352 831	904 805 327
774	Electrical Apparatus For Medical Purposes And Radiological Appai	297 401	1 392 615	18 970 207	104 576 401
775	Household Type, Electrical/non-electrical Equipments	11 655 294	96 679 899	47 292 104	447 252 288
776	Thermionic, Cold Cathode, And Photo Cathode Valves/tubes	1 515 566	21 724 354	170 614 511	1 918 530 350
778	Electrical Machinery And Apparatus	15 826 228	180 609 405	153 136 047	1 799 919 747
781	Passenger Motor Cars	8 635 626	139 210 071	91 436 039	1 499 877 030
782	Motor Vehicle For The Transportation Of Goods	11 078 853	169 877 408	96 608 687	1 505 766 484
783	Road Motor Vehicles	1 097 630	15 944 027	10 958 991	150 442 392
784	Parts And Accessories Of The Motor Vehicles	23 383 820	276 529 058	235 597 251	2 711 645 938
785	Motorcycles, Scooters, And Other Cycles Motorized/non Motoriz	22 295 641	222 719 748	55 170 851	645 713 723
786	Trailers And Other Vehicles, Not Motorized	1 894 935	28 487 104	5 565 640	87 519 027
791	Railway Vehicles And Associated Equipments	1 622 257	35 757 309	9 921 780	147 087 572
792	Aircraft And Associated Equipments And Parts	80 070	1 415 868	23 854 971	534 800 538
793	Ships, Boats, And Floating Structures	29 164 852	585 901 717	55 705 873	1 114 355 425
811	Prefabricated Buildings	3 987 023	43 922 860	7 774 507	92 428 045
812	Sanitary, Plumbing, Heating, And Lighting Fixtures/fittings	918 522	14 579 489	1 403 617	25 839 804
813	Lighting Fixtures And Fittings	3 125 780	29 932 261	17 810 959	155 007 675
821	Furnitures And Parts	11 527 532	124 278 806	32 090 608	331 681 495
831	Travel Goods	2 388 052	25 886 748	12 684 339	148 845 906
841	Men's Coats/jackets, Not Knitted	315 173	3 669 740	5 555 453	61 369 454
842	Women's Coats/jacket, Not Knitted	585 793	6 277 711	6 954 075	88 382 206
843	Men's Coats/jackets, Knitted	198 163	1 610 707	2 020 924	22 030 717
844	Women's Coats/jackets, Knitted	2 177 858	16 477 121	5 629 672	52 375 688
845	Articles Of Apparel	795 905	22 715 450	11 743 937	135 440 561

I-2 IM POR M ENURUT GOLONGAN BARANG SITC / IM PORT BY SITC COM M ODITY GROUPS

*** NOVEM BER / NOVEM BER 2014 ***

SITC	Uraian golongan barang Group description	Berat bersih / Net weight (Kg)		Nilai / Value C.I.F. (US\$)	
		Bulan ini	Kumulatif	Bulan ini	Kumulatif
		Current month	Cum. Jan. to date	Current month	Cum. Jan. to date
846	Clothing Accessories Of Textiles Fabrics	515 839	5 947 891	3 742 115	49 627 415
848	Articles Of Apparel And Clothing Accessories Of Other Than Textil	3 601 946	44 612 147	16 102 841	205 669 238
851	Footwears	4 163 789	49 568 190	32 866 443	375 107 755
871	Optical Instrument And Apparatus	112 824	1 401 227	6 831 205	69 016 131
872	Medical Instruments And Appliances	1 950 084	19 772 244	33 854 775	249 167 701
873	Meters And Counters	589 281	8 138 684	13 582 089	172 117 492
874	Measuring, Checking, Analysing, And Controlling Instrument And	3 123 773	33 634 793	90 685 022	984 615 824
881	Photographic Apparatus And Equipments	320 978	2 743 529	3 173 489	31 489 761
882	Photographic And Chinematographic Supplies	866 566	12 120 110	4 467 816	65 103 998
883	Cinematograph Film, Exposed And Developed	63	1 352	4 095	108 627
884	Optical Goods	454 539	7 412 331	16 646 198	162 659 539
885	Watches And Clocks	393 601	5 017 477	5 564 561	56 424 725
891	Arms And Ammunitions	25 866	4 073 276	3 829 223	450 656 710
892	Printed Matter	1 450 848	17 262 698	38 753 446	239 440 571
893	Article Of Plastics	21 520 479	224 352 345	76 544 474	887 184 036
894	Baby Carriages, Toys, Games, And Sporting Goods	2 449 968	39 480 260	11 154 998	154 011 525
895	Office And Stationery Supplies	2 332 516	30 090 458	8 636 711	99 838 584
896	Works Of Art, Collectors Pieces And Antiques	13 466	418 796	93 470	2 203 318
897	Jewellery, Goldsmith, Silversmith Wares, And Other Articles	250 443	3 020 839	2 824 765	32 818 850
898	Musical Instrument And Parts/ accessories	1 558 585	18 491 320	30 652 653	297 732 986
899	Other Miscellaneous Manufactured Articles	7 229 259	70 142 941	41 548 872	465 002 004
961	Coin Not Being Legal Tender	109	1 315	3 517	8 341
971	Gold, Non-monetary	210	8 093	1 247 698	23 489 648
TOTAL IM POR		12 258 277 328	133 503 817 294	14 041 607 926	163 744 310 592

I.3. IM POR M ENURUT KOM ODITI / IM PORT BY HS COM M ODITY
***** NOVEM BER / NOVEM BER 2014 *****

H S	Uraian Komoditi Commodity Description	Berat Bersih / Net Weight (Kg)		Nilai / Value C.I.F (US\$)	
		Bulan ini Current Month	Kumulatif Cum.Jan. to date	Bulan ini Current Month	Kumulatif Cum.Jan. to date
0102210000	Live cattle, pure-bred breeding animals	272 880	1 472 535	1 642 277	6 901 396
0102291090	Live male cattle, not oxen, other than pure-bred breeding animals	24 828 793	193 808 634	69 380 578	533 746 135
0102299000	Live cattle not male, other than pure-bred breeding animals	3 328 656	25 008 807	8 892 960	65 314 666
0102901000	Other live bovine animal, pure-bred breeding animals	0	814	0	31 585
0102909000	Other live bovine animal, other than pure-bred breeding animals	0	61	0	927
0103100000	Live swine, pure-bred breeding animals	0	62	0	14 592
0105119000	Live fowls spec Gallus domesticus, weight <=185g, oth than breedin	0	302	0	5 140
0106190000	Other live mammals	0	200	0	3 914
0106200000	Live reptiles(including snakes and turtles)	0	1 167	0	9 699
0106330000	Live ostriches; emus(Dromalus novaehollandiae)	0	68	0	481
0106390000	Other live birds	1 032	12 162	8 299	95 087
0106900000	Other live animals	73	706	575	24 240
0201200000	Other cuts with bone in of bovine animals, fresh or chilled	290	27 673	2 363	286 514
0201300000	Boneless of bovine animals, fresh orchilled	225 036	4 177 382	1 441 068	26 140 429
0202200000	Other cuts with bone in of bovine animals, frozen	1 488 333	11 395 079	4 268 551	34 985 664
0202300000	Boneless of bovine animals, frozen	5 083 915	53 003 760	25 347 919	257 423 171
0203190000	Other meat of swine, fresh or chilled	0	7	0	209
0203220000	Hams, shoulders and cuts thereof of swine with bone in, frozen	0	8 883	0	51 344
0203290000	Other meat of swine, frozen	0	214 017	0	1 082 057
0204100000	Carcasses & half-carcasses of lamb, fresh or chilled	0	0	0	0
0204220000	Other cuts of sheep, with bone in, fresh or chilled	10 887	47 044	84 688	431 507
0204230000	Boneless meat of sheep, fresh or chilled	2 575	10 130	23 286	110 425
0204300000	Carcasses and half-carcasses of lamb, frozen	6 976	95 815	46 380	554 055
0204410000	Carcasses and half-carcasses of sheep, frozen	25 612	193 858	117 736	938 433
0204420000	Other cuts of sheep with bone in, frozen	67 326	325 651	536 915	2 132 222
0204430000	Boneless meat of sheep, frozen	67 173	188 268	452 953	1 452 167
0204500000	Meat of goats, fresh, chilled or frozen	75 293	680 925	346 143	3 147 813
0205000000	Meat of horses, asses, mules or hinnies, fresh, chilled or frozen	0	31 360	0	50 911
0206100000	Edible offal of bovine animals, fresh orchilled	17 278	75 598	43 455	220 048
0206210000	Tongue of bovine animals, frozen	973 615	7 890 970	2 944 708	23 771 905
0206220000	Livers of bovine animals, frozen	581 418	2 667 730	1 104 813	5 364 805
0206290000	Other edible offal of bovine animals, frozen	2 085 539	16 464 367	5 739 800	47 186 245
0207149900	Cuts & offal of fowl spc Gallus domstcs, not mechnicly debond/ sepr	0	100	0	1 684
0207420000	Meat and edible offal of ducks, not cutin pieces, frozen	138 736	821 004	301 088	1 632 650
0208500000	Meat & edible meat offal of reptile (incl. snake & turtles), fresh, child/	0	8 000	0	6 000
0208901000	Frogs' legs fresh, chilled or frozen	0	4 210	0	22 103
0208909000	Meat & edible meat offal of other animal fresh, chilled or frozen	0	65 686	0	158 879
0210992000	Dried pork skin, salted, in brine, dried or smoked	0	0	0	0
0210999000	Oth meat & edible, incl. frouns & meal salted, in brine, dried or sm	0	81 939	0	690 563
0301119100	Koi carp (Cyprinus carpio)	0	529	0	5 719
0301119590	Arowanes, than not red	0	1 385	0	11 039
0301191000	Live marine ornamental fish, fry	6	1 323	16 296	38 207
0301199000	Live marine ornamental fish, other than fry	0	400	0	5 075
0302110000	Trout, fresh or chilled, excluding fillets, livers and roes	3 179	44 341	29 932	426 033
0302140010	Atlantic salmon, excluding fillets, livers and roes, fresh or chilled	22 007	253 017	182 099	2 208 265
0302430000	Sardines, excl. fillets, livers & roes, fresh or chilled	0	111 754	0	266 320
0302729090	Other catfish, excl. fillets, livers and roes, fresh or chilled	122	122	7 538	7 538
0302891990	Other marine fish excl. fillets, livers and roes, fresh or chilled	0	1 229	0	6 770
0303110000	Sockeye salmon, excl. fillets, livers & roes, frozen	0	64 261	0	187 003
0303120000	Oth pacific salmon, excl. fillet, liver and roes, frozen	0	739 925	0	1 686 161
0303130010	Atlantic salmon, excl. fillets, livers and roes, frozen	66 845	557 735	461 717	3 878 313
0303140000	Trout, excl. fillets, livers and roes, frozen	20 135	48 444	153 027	385 175
0303190000	Other salmonidae, excl. fillets, livers and roes, frozen	0	1 311	0	15 026
0303240000	Catfish, excl. fillets, livers and roes, frozen	0	18 885	0	33 067
0303310000	Halibut, excl. fillets, livers and roes, frozen	0	22 386	0	105 665
0303330000	Sole, excl. fillets, livers & roes, frozen	0	21 954	0	35 741
0303390000	Oth flat fish, excl. fillets, livers & roes, frozen	0	1	0	317
0303410000	Albacore/longfinned tunas, excl. fillet, livers and roes, frozen	0	69 699	0	162 957
0303420000	Yellowfin tunas, excl. fillet, liver & roes, frozen	48 000	266 889	345 600	1 521 422
0303430000	Skipjack or stripe-bellied bonito, excl. fillets, livers and roes, frozen	76 500	4 553 733	81 206	6 414 088
0303440000	Bigeye tunas, excl. fillets, livers and roes, frozen	0	28 890	0	39 720
0303490000	Oth tunas, excl. fillets, livers & roes, frozen	16 330	125 842	88 160	248 295
0303530000	Sardines, sardinella, brisling or spartsexcl. fillets, livers and roes, frc	2 477 700	30 473 208	1 707 737	21 015 905
0303540010	Mackerel, excl. fillets, livers and roes, frozen	1 031 950	6 730 486	1 493 649	10 217 921

I.3. IM POR M ENURUT KOM ODITI / IM PORT BY HS COM M ODITY
***** NOVEM BER / NOVEM BER 2014 *****

H S	Uraian Komoditi Commodity Description	Berat Bersih / Net Weight (Kg)		Nilai / Value C.I.F (US\$)	
		Bulan ini Current Month	Kumulatif Cum.Jan. to date	Bulan ini Current Month	Kumulatif Cum.Jan. to date
0303540020	Pacific mackerel, excl.fillet, liversand roes, frozen	2 941 180	54 264 996	2 469 829	47 045 675
0303550000	Jack and horse mackerel, excl.fillet, livers and roes, frozen	84 640	111 640	146 107	209 557
0303570000	Swordfish (xiphias gladius),excl.fillet, livers and roes,frozen	49 927	1 715 827	374 453	12 326 899
0303630000	Cod (gadus morhua, ogac, macrocephalu) ,excl.fillet, livers and roe	2 722	191 145	56 799	1 916 388
0303660000	Hake, excl.fillet, livers & roes,frozen	0	150 100	0	152 716
0303670000	Alaska Pollack, excl.fillet, livers and roes, frozen	0	111 776	0	162 848
0303690000	Other marine fish, excl.fillet, liversand roes, frozen	22 020	176 654	31 015	420 704
0303810000	Dogfish and other sharks, excl.fillet, livers and roes, frozen	0	47 522	0	48 182
0303891400	Savalai hairtails, excl.fillet, liversand roes, frozen	0	6 355	0	26 970
0303891510	Indian mackarel, excl.fillet, liversand roes, frozen	0	0	0	0
0303891710	Silver pomfrets, excl.fillet, liversand roes, frozen	0	112 056	0	358 581
0303891800	Mangrove red snappers, excl.fillet, livers and roes, frozen	0	37 150	0	129 834
0303891930	Mackarel excl.fillet, livers and roes,frozen	82 000	82 000	82 000	82 000
0303891990	Other marine fish, excl.fillet, liversand roes, frozen	27 420	1 400 731	20 558	1 717 135
0303892900	Other fish, not marine fish,excl.fillet, livers and roes, frozen	725 001	7 874 103	621 706	7 729 291
0303902000	Roes of fish, frozen	733	4 604	11 998	54 241
0304310000	Tilapias fillets (whether or not minced), fresh or chilled	0	7	0	148
0304410000	Fillet of Pacific, Atlantic andDanube salmon, fresh or chilled	0	1 226	0	8 865
0304520000	Salmonidae meat (whether or notminced), fresh or chilled	0	902	0	28 030
0304630000	Nile perch fillets, frozen	0	3	0	58
0304710000	Cod fillets, frozen	0	10	0	240
0304790000	Other fish fillets of familybregmacerotidae, etc., frozen	0	1 060	0	6 246
0304810010	Frozen fillets of red salmon	0	80	0	2 492
0304830000	Frozen fillets of flat fish	18 000	244 220	21 960	305 358
0304870000	Frozen fillets of tunas, skipjack orstripe-bellied bonito	24 764	285 451	141 100	863 068
0304890000	Frozen fillets of other fish	0	68 076	0	385 652
0304910000	Swordfish (xiphias gladius) meat (whether or not minced), frozen	0	6 681	0	27 987
0304990010	Meat of tuna loin and skipjack,(whether or not minced), frozen	0	70 223	0	276 401
0304990090	Meat of other fish,(whether or not minced), frozen	151 154	2 444 643	156 997	2 671 432
0305100000	Flours, meals, and pellats of fish, fit for human consumption	4 721	15 725	95 859	291 884
0305209000	Livers& roes of fish, oth than freshwaterfish, dried, smoked, salted.	387	2 838	1 260	13 760
0305399000	Fish fillets, dried,salted,but notsmoked	0	1 379	0	56 950
0305410000	Pacific salmon, smoked, incl.fillet,other than edible fish offal	0	415	0	9 436
0305440010	Eels, smoked, incl.fillet, other thanedible fish offal	0	10 398	0	62 443
0305490000	Other fish, smoked, incl.fillet, otherthan edible fish offal	0	0	0	0
0305620000	Cod, salted but not dried/smoked & inbrine, other than edible fish	1 402	1 815	4 566	23 333
0305691010	Mackerel, salted but not dried/smoked & in brine, other than edibl	983	1 009	3 200	3 761
0305699000	Fish,not marine fish,salted,notdry/smokd&in brine,not edible fish	4 313	4 313	14 044	14 044
0305710000	Shark fins, fit for human consumption	0	17 992	0	232 405
0305721000	Fish maws, fit for human consumption	0	65 590	0	552 910
0305790090	Other edible fish offal, fit for humanconsumption	0	415	0	11 974
0306110000	Rock lobsters and other sea crawfish,frozen, fit for human consum	75 869	507 468	572 773	3 877 283
0306120000	Lobsters, frozen, fit for humanconsumption	0	17 282	0	234 168
0306141000	Soft shell crabs, frozen, fit for humanconsumption	7 371	70 946	110 557	745 898
0306149000	Other crabs, frozen, fit for humanconsumption	162 213	4 235 337	1 198 817	42 305 328
0306160000	Cold water shrimps and prawns, frozen,fit for human consumptio	88 740	1 150 360	450 366	5 499 261
0306171020	Giant tiger prawns headless, frozen, fitfor human consumption	0	61 414	0	653 958
0306171090	Other giant tiger prawns, frozen, fitfor human consumption	0	89 341	0	817 170
0306172020	Whiteleg shrimps headless with tail,frozen, fit for human consump	0	14 750	0	213 450
0306172030	Whiteleg shrimps headless without tail,frozen, fit for human consu	0	3 050	0	43 292
0306172090	Other whiteleg shrimps, frozen,fit for human consumption	0	139 736	0	1 877 473
0306179000	Other shrimps and prawns, frozen,fit for human consumption	19 440	109 224	181 378	1 090 109
0306222000	Lobsters (homarus spp),oth than breeder, live	382	4 382	8 878	105 285
0306241000	Crabs, live	75	229	2 611	4 954
0306242000	Crabs, fresh or chilled	0	12 963	0	284 148
0306249100	Crabs, dried, in airtight container, notfrozen	0	820	0	1 230
0306249990	Crabs, dried, not boiled, not inairtight container, not frozen	0	5 110	0	70 913
0306272200	Whiteleg shrimps,other than breeder, live	6 239	153 426	134 011	2 097 000
0306272900	Other shrimps and prawns, other thanbreeder, live	0	73	0	986
0306299100	Crustaceans, flours, meal and pelletsin airtight containers	160	4 797	2 926	72 051
0306299900	Crustaceans, flours, meal and pellets,in other than airtight contain	878	12 217	41 806	278 623
0307191000	Oysters, frozen	469	48 394	7 685	242 988
0307211000	Scallops, live	0	37	0	384
0307291000	Scallops, frozen	31 383	948 945	180 351	2 601 020

I.3. IM POR M ENURUT KOM ODITI / IM PORT BY HS COM M ODITY
***** NOVEM BER / NOVEM BER 2014 *****

H S	Uraian Komoditi Commodity Description	Berat Bersih / Net Weight (Kg)		Nilai / Value C.I.F (US\$)	
		Bulan ini Current Month	Kumulatif Cum.Jan. to date	Bulan ini Current Month	Kumulatif Cum.Jan. to date
0307292000	Scallops, dried, salted or in brine,smoked	0	2	0	67
0307391000	Mussels, frozen	0	8 916	0	26 747
0307392000	Mussels, dried, salted or in brine,smoked	0	9 900	0	33 165
0307491000	Cuttle fish and squid, frozen	454 005	3 518 751	419 578	3 614 255
0307512000	Octopus, fresh or chilled	0	2 353	0	12 000
0307591000	Octopus, frozen	166 458	704 972	283 378	1 274 406
0307791000	Clams, cockles and ark shells; frozen	385	40 477	6 301	95 007
0307991000	Oth molluscs;incl flours, meals& pellets,for human consumption, fr	0	886	0	4 884
0308303000	Jellyfish (Rhopilema spp.), frozen	0	882	0	4 500
0308901000	Oth aquatic invertebrates oth thancrustaceans and molluscs, live	0	244	0	3 574
0401101000	Milk&cream of a fat <=1%, not addedsugar/sweet,not concentrate	20 100	97 756	20 301	97 698
0401109000	Milk&cream of a fat <=1%, not addedsugar/sweet, not in liquid for	82	2 293	1 003	17 375
0401201000	Milk&cream of 1%?a fat_6%, not addedsugar/sweet,not concentr	21 012	233 463	24 011	245 223
0401209000	Milk&cream of 1%?a fat_6%, not added sugar/oth sweet, not in lic	930	3 260	4 049	14 091
0401401000	Milk&cream of 6%?a fat_10%, not addedsugar/sweet,not concent	40 210	120 844	40 613	122 068
0401409000	Milk&cream of 6%?a fat_10%, not addedsugar/sweet, in other for	213 114	1 795 251	619 644	5 545 472
0401501000	Milk and cream of a fat >10%, not addedsugar/sweet,not concentr	33 522	649 617	82 913	1 584 804
0401509000	Milk and cream of a fat >10%, not addedsugar/sweet, not in liquid	151 534	1 446 905	456 369	4 487 650
0402104100	Milk&cream of fat_1,5%,in solid form, noadded sugar/sweet, cont	7 391 775	117 428 455	27 917 889	535 629 067
0402104900	Milk&cream of fat_1,5%,in solid form, noadded sugar/sweet, cont	200 000	1 475 200	650 780	6 325 250
0402109100	Milk&cream of fat_1,5%,in solid form,added sugar/sweet, contain	503 650	13 670 175	1 987 920	57 607 480
0402109900	Milk&cream of fat_1,5%,in solid form,added sugar/sweet, contain	69 494	320 045	317 273	1 741 988
0402212000	Milk&cream fat >1,5%,in solid form, notadded sugar/sweet, conta	3 217 250	31 655 244	12 212 195	147 625 977
0402219000	Milk&cream fat >1,5%,in solid form, notadded sugar/sweet, conta	33 000	10 366 003	99 660	53 067 858
0402292000	Milk&cream fat >1,5%,in solid form,added sugar/sweet, contain v	0	32 000	0	123 200
0402299000	Milk&cream fat >1,5%,in solid form,added sugar/sweet, contain v	41 572	3 027 574	55 123	22 463 780
0402910000	Other milk&cream, not containing addedsugar/other sweetening	19 950	173 615	50 633	728 177
0402990000	Other milk&cream, containing addedsugar/other sweetening	1 172 058	6 695 537	1 316 845	6 901 438
0403102000	Yoghurt in liquid form,whether/ notcondensed,contain flavour/not	85	690	682	28 866
0403109000	Yoghurt in not liquid form, containfruits,nuts, cocoa, flavour/not	14 195	46 610	55 203	199 824
0403901000	Burdmilk, concentrated/add sugar/sweetcontaining fruits,nuts, c	199 950	4 018 510	682 549	16 873 892
0403909000	Curdled milk&cream,kephir&oth fermented/acidified milk&cream	0	42 958	0	236 852
0404100000	Whey&modified whey, whether/notconcentrated/added sugar/sw	8 317 430	89 602 464	16 954 037	192 287 493
0404900000	Products consist natural milk;whether/not added sugar/sweet, n.e	361 092	2 919 200	845 292	12 241 470
0405100000	Butter	1 759 513	13 157 761	6 531 158	56 471 199
0405200000	Dairy spreads	23 750	38 950	118 750	194 750
0405901000	Anhydrous butterfat	319 500	7 132 412	1 535 397	39 591 784
0405902000	Butter oil	19 600	157 000	112 523	961 580
0405909000	Other fats and oils derived from milk	0	35 551	0	176 237
0406101000	Fresh (unripened or uncured) cheese,including whey cheese	723 125	7 407 657	3 103 317	33 018 595
0406201000	Grated/powdered cheese,of all kinds,in packages of a gross weight	38 102	327 492	189 560	2 515 385
0406209000	Grated/powdered cheese,of all kinds,in packages of a gross weight	353 266	1 501 169	1 649 550	7 601 174
0406300000	Processed cheese,not grated or powdered	597 091	3 390 072	3 178 232	19 029 823
0406900000	Other cheese	524 693	5 070 951	2 567 475	26 242 960
0408110000	Egg yolks, whether/ not containing addedsugar/oth sweetening, d	12 550	353 697	59 613	1 714 155
0408190000	Egg yolks, whether/ not containing addedsugar/oth sweetening, ot	17 443	54 187	42 354	137 528
0408910000	Birds' eggs, not in shell, whether/notcontaining added sugar/swee	43 650	950 868	255 805	5 473 088
0409000000	Natural honey	77 714	2 004 640	382 541	8 094 302
0410001000	Birds' nests, edible	0	60	0	18 837
0410009000	Other edible products of animal origin,not elsewhere specified or i	0	5 830	0	322 839
0501000000	Human hair, unworked, whether or notwashed or scoured; waste	14 141	138 848	1 879 180	25 515 496
0502100000	Pigs', hogs' & boars' bristles and hair and waste thereof	11 187	57 664	32 872	170 408
0502900000	Badger hair and other brush making hairand waste thereof	91 406	908 980	565 460	5 822 437
0505101000	Duck feathers and down, of a kind usedfor stuffing	9 284	738 476	357 523	47 848 845
0505109000	Feathers and down other than duck,of a kind used for stuffing	1 633	55 898	162 763	4 803 228
0505901000	Duck feathers and down, used other thanfor stuffing	0	106 845	0	3 760 615
0505909000	Other skins&parts of birds; powder&waste of feather, used oth th	8 100	1 167 585	34 830	1 495 746
0506100000	Ossein and bones treated with acid	0	2	0	337
0506900000	Other bones & horn-cores, degelatinised; powder and waste of the	0	1	0	2
0507109000	Ivory oth than Rhinoceros horns;ivory powder and waste thereof	0	161	0	460
0507901000	Horns,antlers,hooves,nails,claws&beaks,unworked/ simply prepare	0	569	0	1 379
0508002000	Shells of molluscs, crustaceans/ echinoderms,unworked/ simply pre	0	84 728	0	318 609
0508009000	Cuttle-bone,unworked/ simply preparednot cut to shape,powder&	85 000	142 019	17 350	46 894
0511100000	Bovine semen	0	172	0	103 131

I.3. IM POR M ENURUT KOM ODITI / IM PORT BY HS COM M ODITY
***** NOVEM BER / NOVEM BER 2014 *****

H S	Uraian Komoditi Commodity Description	Berat Bersih / Net Weight (Kg)		Nilai / Value C.I.F (US\$)	
		Bulan ini Current Month	Kumulatif Cum.Jan. to date	Bulan ini Current Month	Kumulatif Cum.Jan. to date
0511910030	Artemia egg (brine shrimp egg)	1 020	95 559	78 166	4 516 663
0511910040	Fish skin	0	6 038	0	49 444
0511910090	Oth product of fish or crustaceans,molluscs or oth.aquatic invertal	0	472 151	0	385 395
0511993000	Natural sponges	0	212	0	18 448
0511999000	Other animal products not elsewherespecified or included	296 323	7 751 674	317 530	8 547 704
0601100000	Bulbs, tubers, tuberous roots, corms,crowns & rhizomes, dormant	5 695	41 844	25 476	142 395
0601209000	Bulbs,tubers,tuberous roots, corms,crowns & rhizomes, in growth/	12 499	106 304	15 377	328 344
0602102000	Unrooted cuttings and slips of rubbertrees	0	97	0	541
0602109000	Unrooted cutting and slips of oth plants	0	1 030	0	3 484
0602902000	Orchid seedlings	224	7 783	19 412	110 442
0602909000	Other live plants (incl their roots),cuttings&slips; mushroom spaw	99 423	607 499	472 174	912 118
0603140000	Chrysanthemums, fresh flowers of a kindsuitable for bouquets/orr	0	240	0	6 161
0603190000	Other fresh flowers of a kind suitable for bouquets/ornamental pu	0	5 431	0	108 602
0603900000	Cut flowers&flower cuds for bouquets/ornamental,dried,dyed,ble	0	4 812	0	21 247
0604201000	Mosses and lichens, of a kind suitablefor bouquets/ornamental, fr	0	62 730	0	296 932
0604209000	Foliage,branches&oth parts of plants,grasses,for bouquets/ornam	0	3 005	0	6 128
0604901000	Mosses&lichens, for bouquets/ ornamental, oth than fresh	8 300	11 500	29 050	44 250
0604909000	Foliage,branches&oth part plant,grasses,for bouquets/ ornamental	0	43 179	0	70 980
0701100000	Potatoes seed, fresh or chilled	0	2 084 450	0	2 048 782
0701900000	Potatoes, other than seed , fresh orchilled	4 075 523	32 848 049	1 888 043	18 638 506
0702000000	Tomatoes, fresh or chilled	0	46 857	0	199 756
0703101900	Onions,oth.than bulbs for propagation,fresh or chilled	4 374 000	62 035 945	2 043 667	32 284 840
0703102100	Shallots bulbs for propagation, fresh or chilled	0	2 248 105	0	1 109 528
0703102900	Shallots,oth than bulbs for propagation, fresh/ chilled	1 965 400	64 194 624	628 605	24 481 266
0703209000	Garlic,oth than bulbs for propagation,fresh/ chilled	29 926 950	450 841 160	21 089 428	321 236 817
0703909000	Leeks&oth alliaceous vegetables,oth than bulbs for propagation, fr	504	62 052	1 300	123 536
0704101000	Cauliflowers, fresh or chilled	41 747	292 924	66 707	461 148
0704102000	Headed broccoli, fresh or chilled	64 082	811 113	109 661	1 316 600
0704200000	Brussels sprouts, fresh or chilled	0	930	0	4 294
0704901100	Cabbages, round (drumhead), fresh orchilled	181 886	1 150 839	89 827	719 558
0704901900	Cabbages, oth than round (drumhead),fresh or chilled	0	501 679	0	447 780
0704909000	Kohlrabi, kale and similar ediblebrassicas, fresh or chilled	96 692	1 465 942	170 683	2 438 867
0705110000	Cabbage lettuce (head lettuce), fresh or chilled	0	33 158	0	54 010
0705190000	Other lettuce, fresh or chilled	5 542	103 986	9 322	248 545
0706101000	Carrots, fresh or chilled	4 553 380	36 674 569	4 502 970	35 988 459
0706102000	Turnips, fresh or chilled	0	5 790	0	9 352
0706900000	Salad beetroot,salsify,celeriac,radishes & similar edible roots,fresh	2 468	68 093	4 590	82 105
0707000000	Cucumbers and gherkins, fresh/ chilled	0	1 181	0	5 400
0708100000	Peas (Pisum sativum), shelled/ unshelled, fresh/ chilled	12 138	4 919 334	19 199	2 176 190
0708900000	Other leguminous vegetables, shelled/ unshelled, fresh or chilled	5 751	50 042	11 500	98 534
0709400000	Celery oth than celeriac,fresh/ chilled	28 646	179 910	50 150	389 268
0709510000	Mushrooms of the genus Agaricus, freshor chilled	1 479	20 784	3 047	48 376
0709591000	Truffles, fresh or chilled	0	80 367	0	169 759
0709599000	Oth mushrooms, fresh or chilled	109 803	1 188 092	237 912	2 824 623
0709601000	Chillies (fruits of genus Capsicum),fresh or chilled	0	14 707	0	24 936
0709700000	Spinach, New Zealand spinach & orachespinach (garden spinach), f	4 017	72 991	7 696	126 473
0709930000	Pumpkins,aquash&gourds (Cucurbita spp.), fresh or chilled	0	100	0	1 470
0709990000	Other vegetables, fresh or chilled	22 334	193 308	40 294	335 522
0710100000	Potatoes (uncooked or steamed/boiledcooked), frozen	0	54 007	0	17 919
0710210000	Peas (Pisum sativum), shelled/ unshelled,uncooked or steamed/bo	101 180	759 466	127 420	981 424
0710220000	Beans (Vigna spp,Phaseolus spp), shelled/ unshelled,uncooked/ ste	0	5 815	0	27 320
0710290000	Other leguminous vegetables, shelled/ unshelled, uncooked/ steam	0	2 628	0	8 333
0710300000	Spinach,New Zealand spinach and orachespinach (garden spinach)	3 276	41 036	8 855	115 099
0710400000	Sweet corn, uncooked/steamed/ boiled,frozen	89 413	979 802	82 482	1 514 594
0710800000	Other vegetables,uncooked/ steamed/ boiled, frozen	9 840	110 972	21 518	183 547
0710900000	Mixtures of vegetables,uncooked/steamed/boiled, frozen	158 390	979 950	189 270	1 045 247
0711209000	Olives, provisionally preserved in otherpreservative solutions	0	17 845	0	41 309
0711401000	Cucumber&gherkins, provisionally preserved by sulphur dioxide ga	0	4 457	0	5 800
0711901000	Sweet corn, provisionally preserved	0	7	0	105
0711902000	Chillies (fruits of genus Capsicum),provisionally preserved	485 692	4 747 789	523 991	5 318 863
0711903900	Capers, provisionally preserved in other preservative solutions	0	2 549	0	8 638
0711909000	Other vegetables,provisionally preservedoth than by sulphur diox	18 239	182 438	16 556	122 826
0712200000	Onios, dried, whole, cut, sliced ,broken/in powder, but not further	149 520	3 431 654	519 190	10 669 602
0712310000	Mushrooms of genus Agaricus,dried,whole,broken/ powder,but no	0	12 416	0	50 008

I.3. IM POR M ENURUT KOM ODITI / IM PORT BY HS COM M ODITY
***** NOVEM BER / NOVEM BER 2014 *****

H S	Uraian Komoditi Commodity Description	Berat Bersih / Net Weight (Kg)		Nilai / Value C.I.F (US\$)	
		Bulan ini Current Month	Kumulatif Cum.Jan. to date	Bulan ini Current Month	Kumulatif Cum.Jan. to date
0712320000	Wood ears (Auricularia spp),dried,whole,broken/powder, but not f	64 187	447 286	86 695	585 832
0712330000	Jelly fungi ,dried,whole,cut, broken/in powder,but not further pre	11 240	61 402	15 973	91 369
0712391000	Truffles,dried,whole,cut,sliced,broken/in powder,but not further p	0	99 171	0	237 115
0712392000	Shiitake(dong-gu),dried,whole,cut,slice,broken/powder, but not fu	4 861	55 583	6 802	71 042
0712399000	Other mushrooms,dried,whole,cut,slice,broken/powder,but not fu	30 452	331 426	53 092	662 081
0712901000	Garlic,dried,whole,cut,sliced,broken/in powder,but not further pre	535 747	3 232 443	843 429	4 961 360
0712909000	Oth vegetables/ mix of vegetables,dried,whole,broken/powd,but n	158 596	3 506 145	417 841	9 611 281
0713109000	Peas (pisum sativum),dried,shelled,wheth/not skinned/split, oth th	1 142 427	13 735 179	504 726	5 874 414
0713209000	Chickpeas(garbanzos),dried,shelled,whether/not skinned, oth thar	0	312 014	0	388 710
0713319000	Beans (Vigna mungo hepper/ Vigna radiatawilczek),dried,shelled,ot	731 323	81 454 491	644 301	79 366 094
0713329000	Small red(Adzuki) beans dried,shelled,whether/not skinned, oth th	61	880 259	364	270 005
0713339000	Kidney beans,incl white pea beans,dried,shelled, oth than for sowi	0	2 895 385	0	1 622 364
0713359000	Cow peas,dried,shelled,whether/notskinned/ split, oth than for sov	0	2 687 900	0	1 624 746
0713399000	Oth beans, dried, shelled, whether/notskinned/split, oth than for s	94 000	3 700 466	116 210	2 759 194
0713409000	Lentils, dried, shelled, whether/notskinned/split, oth than for sowi	433	4 158	2 555	12 426
0713509000	Broad beans&horse beans,dried,shelled,whether/not skinned, oth	333 315	17 430 350	262 258	12 214 227
0713909000	Oth dried leguminous vegetables,shelled,whether/not skinned, otl	149 337	5 135 252	130 785	5 038 418
0714201000	Sweet potatoes, frozen	486	22 876	1 026	40 336
0714309000	Yams (Dioscorea spp.), not frozen	0	540	0	977
0714901900	Sago pith, not frozen	5 473	15 462	884	12 350
0714909900	Arrowroot,salep,Jerusalem artichokes,root w/ high starch/inulin, r	32 667	244 908	58 797	481 919
0801110000	Coconuts, desiccated, dried	0	148 583	0	506 928
0801190000	Coconuts,oth than desiccated&in the inershell, fresh/ dried, wheth	68 084	562 550	67 064	489 562
0801220000	Brazil nuts, shelled, fresh or dried	0	1 824	0	10 206
0801310000	Cashew nuts, in shell, fresh or dried	0	34 920	0	36 666
0801320000	Cashew nuts, shelled, fresh or dried	31 874	859 874	148 037	3 845 203
0802110000	Almonds, in shell, fresh or dried	0	91 560	0	514 567
0802120000	Almonds, shelled, fresh or dried	132 777	912 913	1 113 294	7 635 799
0802220000	Hazelnut/filberts, shelled, fresh/dried	2 460	6 460	3 328	43 528
0802320000	Walnuts, shelled, fresh or dried	0	47 917	0	516 069
0802410000	Chestnuts (Castanea spp.), in shell,fresh or dried	25 735	91 973	44 558	181 393
0802420000	Chestnuts (Castanea spp.), shelled,fresh or dried	0	11 103	0	21 536
0802510000	Pictachios, in shell, fresh or dried	0	113 500	0	77 365
0802520000	Pictachios, shelled, fresh or dried	0	28 809	0	82 104
0802610000	Macadamia nuts, in shell, fresh or dried	0	998	0	15 792
0802620000	Macadamia nuts, shelled, fresh or dried	671	9 650	4 931	152 740
0802800000	Areca nuts, whether/not shelled/peeled,fresh or dried	0	5	0	15
0802900000	Other nuts, whether/not shelled/peeled,fresh or dried	1 924	65 017	12 079	123 274
0803900000	Bananas, oth than plantains,fresh or dried	0	542 111	0	260 954
0804100000	Dates, fresh or dried	2 038 699	29 698 938	1 629 207	36 323 131
0804200000	Figs, fresh or dried	0	3 598	0	11 024
0804300000	Pineapples, fresh or dried	0	1	0	12
0804400000	Avocados, fresh or dried	0	1 402	0	6 511
0804501000	Guavas, fresh or dried	0	133	0	270
0804502000	Mangoes, fresh or dried	0	233 466	0	582 069
0805101000	Oranges, fresh	759 506	16 132 931	650 042	18 479 663
0805200000	Mandarin,clementines,wilking& similarcitrus hybrids, fresh/dried	1 572 388	92 066 748	1 866 366	113 330 113
0805400000	Grapefruit, including pomelos, fresh ordried	13 972	151 013	15 369	161 402
0805500000	Lemons and limes, fresh or dried	475 234	4 533 169	849 568	10 657 320
0806100000	Grapes, fresh	4 867 495	47 110 810	16 096 351	135 877 234
0806200000	Grapes, dried	115 534	1 658 151	246 675	3 808 978
0807110000	Watermelons, fresh	0	2 233	0	3 770
0807190000	Other melons, fresh	9 996	15 833	5 798	9 800
0808100000	Apples, fresh	14 720 569	120 496 064	21 489 241	172 361 418
0808300000	Pears, fresh	5 625 773	78 762 185	5 304 631	72 410 507
0809100000	Apricots, fresh	0	9 146	0	19 543
0809210000	Sour cherries (prunus cerasus), fresh	0	2 151	0	13 792
0809290000	Oth cherries, fresh	0	4 643	0	32 733
0809300000	Peaches, including nectarines, fresh	0	29 300	0	48 674
0809401000	Plums, fresh	2 624	35 761	6 147	76 361
0810100000	Strawberries, fresh	322	31 063	1 591	98 322
0810200000	Raspberries, blackberries, mulberries,loganberries, fresh	6 697	20 629	33 126	130 725
0810300000	Black, white or red currants andgooseberries,fresh	0	16 215	0	68 388
0810400000	Cranberries, bilberries & other fruitsof the genus vaccinium, fresh	12 000	75 441	84 000	534 404

I.3. IM POR M ENURUT KOM ODITI / IM PORT BY HS COM M ODITY
***** NOVEM BER / NOVEM BER 2014 *****

H S	Uraian Komoditi Commodity Description	Berat Bersih / Net Weight (Kg)		Nilai / Value C.I.F (US\$)	
		Bulan ini Current Month	Kumulatif Cum.Jan. to date	Bulan ini Current Month	Kumulatif Cum.Jan. to date
0810500000	Kiwi fruit, fresh	271 868	3 088 715	639 212	8 357 934
0810600000	Durians, fresh	0	7 506 900	0	11 427 181
0810700000	Persimmons, fresh	24 997	42 717	44 248	75 420
0810901000	Longans (including mata kucing), fresh	1 207 537	69 210 554	1 579 026	86 623 492
0810902000	Lychees, fresh	0	379 836	0	428 122
0810906000	Tamarinds, fresh	27 950	217 749	59 900	314 321
0810909200	Dragon fruit, fresh	998 141	8 820 079	899 502	7 930 438
0810909300	Sapodilla (ciku fruit), fresh	0	1 800	0	1 530
0810909900	Other fruit, fresh	121 828	396 292	144 714	609 903
0811100000	Strawberries, uncooked/steamed/boiled,frozen, whether/not add	179 600	655 268	367 785	1 357 519
0811200000	Raspberries,blackberries,mulberries,loganberries,currants,gooseb	0	56 892	0	232 362
0811900000	Other fruit&nuts,uncooked/steamed/boiled,frozen, whether/not a	0	121 158	0	347 410
0812100000	Cherries, provisionally preserved,not for immediate consumption	0	19 893	0	82 586
0812909000	Oth fruit&nuts,provisionally preserved,not for immediate consumj	0	45 539	0	166 467
0813100000	Apricots, dried	0	1 613	0	8 650
0813200000	Prunes, dried	0	30 939	0	76 960
0813300000	Apples, dried	0	1 274	0	5 741
0813401000	Longans, dried	0	2 500	0	1 847
0813402000	Tamarinds, dried	0	389 619	0	228 193
0813409000	Other fruit,oth than heading 08.01 to08.06, dried	9 109	639 336	111 554	903 654
0813502000	Mixture of nuts/dried fruits of whichoth nuts predominate by weig	0	587 124	0	474 786
0813503000	Mixture of nuts/dried fruits of whichdates predominate by weight	212	35 842	1 657	38 994
0814000000	Peel of citrus fruit/ melons,watermelons,fresh,frzn,dried/provision	13	34	1 410	4 230
0901111000	Arabica WIB/robusta OIB, not roasted,not decaffeinated	290 130	18 060 136	1 297 741	40 213 088
0901119000	Coffee oth than Arabica WIB/robusta OIB,not roasted,not decaffei	11 987	279 800	1 949	363 518
0901129000	Coffee oth than Arabica WIB/robusta OIB,not roasted, decaffeinat	0	163	0	2 598
0901211000	Coffee, roasted, not decaffeinated,unground	52 915	439 618	395 301	4 313 050
0901212000	Coffee, roasted, not decaffeinated,ground	7 063	63 734	61 429	771 967
0901221000	Coffee, roasted, decaffeinated,unground	0	3 052	0	40 457
0901222000	Coffee, roasted, decaffeinated, ground	15	2 502	720	31 430
0901902000	Coffee substitutes containing coffee	0	1	0	15
0902101000	Green tea leaves (not fermented), inpackings _ 3 kg	165	2 708	5 534	79 839
0902109000	Green tea, oth than leaves, (notfermented), in packing _ 3 kg	6 524	60 024	28 969	184 923
0902201000	Green tea leaves (not fermented),in packing > 3 kg	190 110	963 396	214 144	1 309 706
0902209000	Green tea, oth than leaves (notfermented), in packing > 3 kg	32 963	369 732	196 248	1 727 534
0902301000	Black tea (fermented) & partly fermented tea, leaves, in packing _	11 032	51 756	39 012	226 695
0902309000	Black tea (fermented) & partly fermented tea,oth than leaves, in p	6 703	68 782	265 318	2 074 478
0902401000	Black tea (fermented) & partly fermented tea, leaves, in packing >	83 481	1 324 358	90 265	1 198 782
0902409000	Black tea (fermented) & partly permented tea, oth than leaves, in	448 535	10 603 892	848 302	15 126 348
0904111000	White pepper, neither crushed nor ground	0	68 000	0	681 530
0904112000	Black pepper, neither crushed nor ground	190 000	5 756 078	1 840 195	46 655 505
0904119000	Other pepper, neither crushed nor ground	82	2 812	541	40 925
0904121000	White pepper, crushed or ground	0	5 179	0	74 702
0904122000	Black pepper, crushed or ground	0	63 947	0	182 598
0904129000	Other pepper, crushed or ground	243	6 773	1 614	71 999
0904211000	Chillies (fruits of the genus Capsicum),dried, neither crushed nor g	1 158 018	16 353 414	1 329 554	19 310 391
0904219000	Oth fruits of genus Capsicum/ Pimenta,dried,neither crushed nor g	971	327 161	6 471	389 941
0904221000	Chillies (fruits of the genus Capsicum),dried, crushed/ground	213 784	2 545 860	254 917	3 088 701
0904229000	Oth fruits of genus Capsicum/ Pimenta,dried, crushed/ground	60 293	804 479	75 180	1 920 782
0905100000	Vanilla, neither crushed nor ground	0	38 375	0	2 778 109
0905200000	Vanilla, crushed or ground	586	27 616	793	39 399
0906110000	Cinnamon (Cinnamomum zeylanicum blume),neither crushed nor	0	0	0	0
0906190000	Cinnamon-tree flowers, neither crushednor ground	6 702	17 001	170 524	199 172
0906200000	Cinnamon and cinnamon-tree flowers,crushed or ground	9 805	121 968	20 023	331 190
0908110000	Nutmeg, neither crushed nor ground	0	24 632	0	238 720
0908120000	Nutmeg, crushed or ground	0	26 555	0	145 594
0908210000	Mace, neither crushed nor ground	0	0	0	0
0908310000	Cardamoms, neither crushed nor ground	58	14 001	462	56 182
0908320000	Cardamoms, crushed or ground	0	8 694	0	28 885
0909210000	Seeds of coriander, neither crushed norground	2 505 549	18 524 879	1 655 585	9 878 737
0909220000	Seeds of coriander, crushed or ground	50 000	152 104	21 105	107 229
0909310000	Seeds of cumin, neither crushed norground	255 328	2 523 765	235 653	2 660 570
0909320000	Seeds of cumin, crushed or ground	0	9 140	0	57 650
0909611000	Seeds of anise, neither crushed norground	133 000	828 500	65 749	554 473

I.3. IM POR M ENURUT KOM ODITI / IM PORT BY HS COM M ODITY
***** NOVEM BER / NOVEM BER 2014 *****

H S	Uraian Komoditi Commodity Description	Berat Bersih / Net Weight (Kg)		Nilai / Value C.I.F (US\$)	
		Bulan ini Current Month	Kumulatif Cum.Jan. to date	Bulan ini Current Month	Kumulatif Cum.Jan. to date
0909613000	Seeds of caraway, neither crushed nor ground	4 384	362 888	3 630	323 827
0909619000	Seeds of fennel or juniper berries,neither crushed nor ground	0	471 152	0	350 500
0909621000	Seeds of anise, crushed or ground	4 200	4 200	12 550	12 550
0909623000	Seeds of caraway, crushed or ground	0	500	0	191
0909629000	Seeds of fennel or juniper berries,crushed or ground	0	705	0	5 601
0910110000	Ginger, neither crushed nor ground	138 576	2 231 061	101 251	1 940 219
0910120000	Ginger, crushed or ground	0	23 281	0	109 544
0910200000	Saffron	0	3 379	0	8 440
0910300000	Turmeric (curcuma)	50 174	242 643	96 120	317 240
0910911000	Curry	0	45 207	0	159 659
0910919000	Mixtures of spices, other than curry	0	7 982	0	56 260
0910991000	Thyme; bay leaves	77	12 101	423	49 725
0910999000	Other spices	12 812	371 697	14 092	564 585
1001110000	Durum wheat seed	0	1 205	0	14 409
1001190000	Durum wheat, oth than seed	4 980 870	123 501 505	1 315 996	37 874 939
1001991910	Wheat grains without husk,oth than seed, for human consumption	340 954 272	5 283 762 318	101 950 630	1 693 672 113
1001991990	Other wheat, oth than seed, for human consumption	130 304 162	1 408 377 102	41 482 221	470 899 344
1001999090	Other wheat, oth than seed, not for human consumption	3 467 945	59 142 369	788 062	14 856 814
1002900000	Rye, oth than seed	0	10 000	0	12 200
1004900000	Oats, oth than seed	0	322 582	0	232 445
1005100000	Maize (corn), seed	181 629	1 696 823	471 770	5 966 820
1005901000	Popcorn, oth than seed	162 426	2 821 324	125 900	2 647 138
1005909000	Oth maize (corn), oth than seeds	319 604 211	2 921 429 199	72 853 394	726 686 745
1006101000	Rice in the husk (paddy or rough),suitable for sowing	50 006	957 678	180 130	2 974 454
1006303000	Glutinous rice, semi-milled or whollymilled, whether/ not polished,	13 375 000	74 847 650	7 325 521	40 847 797
1006304000	Thai Hom Mali rice, semi-milled/whollymilled, whether/ not polished,	0	2 386 000	0	1 364 810
1006309100	Oth semi-milled or wholly milled rice,whether/ not polished/glazed	0	50 000	0	43 000
1006309900	Oth semi/ wholly milled rice, whether/ notpolished/ glazed, oth than	140 635 563	251 816 537	64 943 530	115 008 169
1006409000	Broken rice, oth than for animal feed	23 814 000	281 684 500	11 128 568	115 402 702
1008100000	Buckwheat	0	3 421 742	0	1 608 095
1008290000	Millet, oth than seed	1 369 799	17 722 239	610 534	8 352 489
1008300000	Canary seeds	698 103	10 346 682	460 733	6 864 239
1008500000	Quinoa (Chenopodium quinoa)	2 529	3 027	15 030	17 774
1008900000	Other cereals	118 954	2 041 122	90 825	1 473 841
1101001010	Wheat flour fortified	5 945 249	109 452 202	1 977 910	40 519 602
1101001090	Wheat flour not fortified	6 588 741	78 291 525	2 531 391	30 158 987
1102200000	Maize(corn) flour	218	147 501	1 367	67 578
1102909000	Oth cereal flours, oth than wheat/ meslin/ maize/ rice/ rye flour	98	41 465	582	31 352
1103112000	Groats & meals of wheat,durum/ hard wheat semolina	179	7 437	1 317	27 440
1103119000	Groats & meals of wheat, oth durum/ hardwheat semolina	606	28 284	1 407	39 688
1103130000	Groats & meals of maize/ corn	100 000	819 242	22 950	330 797
1103192000	Groats & meals of rice	16	16	46	46
1103199000	Groats & meals of oth cereals, oth thanmeslin & rice	0	2 400	0	4 544
1104120000	Cereal grains of oats, rolled or flakedgrains	295 403	5 059 614	220 689	3 887 256
1104199000	Cereal grains of oth cereals, oth thanoat/ maize(corn), rolled or flal	1 539	1 539	5 329	5 329
1104220000	Cereal grains of oats,hulled,peraled,sliced / kibbled	0	1 814	0	5 897
1104230000	Cereal grains of maize (corn), hulled,peraled, sliced/ kibbled	0	234 000	0	209 040
1104292000	Cereal grains of barley,hulled,peraled,sliced/ kibbled	48	47 228	283	20 762
1104299000	Cereal grains of oth cereals, hulled,peraled, sliced/ kibbled	3 093	12 282	13 279	56 113
1104300000	Germ of cereals, whole, rolled, flaked/ ground	129	1 598	752	7 843
1105100000	Flour, meal & powder of potatoes	25 060	438 958	82 762	838 004
1105200000	Flakes, granules & pellets of potatoes	364 475	6 052 059	548 302	9 216 638
1106202900	Flour & powder of sago	0	10 000	0	2 140
1106209000	Flour,meal & powder of roots/tuber head07.14, oth than manioc(c	40	16 871	20	56 570
1106300000	Flour,meal & powder of edible fruits andnuts of prod.chap.8	0	45 049	0	428 863
1107100000	Malt,not roasted	3 332 340	34 512 522	1 673 166	18 386 382
1107200000	Malt,roasted	3 850	163 400	4 023	128 141
1108110000	Wheat starch	1 092 750	7 561 156	485 286	3 426 086
1108120000	Maize(corn) starch	9 980 168	78 013 296	4 568 436	36 197 736
1108130000	Potato starch	853 275	11 128 001	719 528	9 884 413
1108140000	Manioc(cassava) starch	33 996 301	307 290 237	15 069 245	135 167 339
1108191000	Sago starch	1 500	43 824	4 072	42 306
1108199000	Other starches (oth than wheat,maize,potato, manioc & sago)	0	19 000	0	66 801
1108200000	Inulin	461 500	5 644 675	1 331 052	16 998 801

I.3. IM POR M ENURUT KOM ODITI / IM PORT BY HS COM M ODITY
***** NOVEM BER / NOVEM BER 2014 *****

H S	Uraian Komoditi Commodity Description	Berat Bersih / Net Weight (Kg)		Nilai / Value C.I.F (US\$)	
		Bulan ini Current Month	Kumulatif Cum.Jan. to date	Bulan ini Current Month	Kumulatif Cum.Jan. to date
1109000000	Wheat gluten, whether or not dried	208 250	3 928 250	208 502	3 194 993
1201100000	Seed of soya beans,whether or not broken	0	20	0	1 548
1201900000	Soya beans, oth than seed, whether ornot broken	28 562 450	1 799 914 390	16 681 403	1 092 076 008
1202410000	Oth than seed of ground-nut,not roasted/ othwise cooked,in shell	1 969 798	88 443 695	2 059 865	96 418 902
1202420000	Oth than seed of ground-nut,not roasted/cooked,shelled,whether,	5 940 903	143 467 987	6 346 815	164 989 572
1203000000	Copra	24 745	402 258	4 062	143 649
1204000000	Linseed, whether or not broken.	1 114	64 270	6 606	92 248
1205100000	Low erucic acid rape/colza seeds whether or not broken	274 390	554 200	195 163	386 242
1205900000	Not low erucic acid rape or colza seedswhether or not broken	52 941	123 907	44 234	103 331
1206000000	Sunflower seeds, whether or not broken	331 801	5 247 167	286 847	4 924 123
1207101000	Palm nuts & kernels, whether/not brokensuitable for sowing	119	3 210	65 454	642 864
1207290000	Cotton seeds, oth than seed, whether/or not broken	7	507	1 374	6 374
1207300000	Castor oil seeds, whether or not broken	0	20	0	200
1207401000	Sesamum seeds, whether or not broken,edible	171 954	3 697 439	116 456	2 417 291
1207409000	Sesamum seeds, whether or not broken,not edible	267 537	3 675 629	167 780	2 230 744
1207500000	Mustard seeds,whether or not broken	0	21 228	0	16 581
1207600000	Safflower (carthamus tinctorius) seeds,whether or not broken	0	2 000	0	2 234
1207700000	Melon seeds,whether or not broken	0	5	0	895
1207910000	Poppy seeds,whether or not broken	0	1 106	0	3 015
1207999000	Other oil seeds & oleaginous fruits,whether or not broken	156 453	1 022 501	793 734	2 595 641
1208100000	Flours and meals of soya beans	3 000	2 300 374	9 930	5 268 029
1208900000	Flours& meals of oth oil seed/ oleaginousfruits oth than mustard	0	110 055	0	41 821
1209210000	Lucerne (alfalfa) seeds, of a kind usedfor sowing	63	353	503	1 925
1209292000	Other beet seed, of a kind usedfor sowing	0	2 920	0	30 545
1209299000	Other seed of forage plants, of a kindused for sowing	0	55 275	0	371 551
1209300000	Seeds of herbaceous plants cultivatedprincipally for their flowers	0	800	0	9 960
1209919000	Other vegetable seeds, other than onion seeds, of a kind used for :	1 413	349 964	184 836	6 743 882
1209999000	Other seed, fruit, and spores, of a kindused for sowing	1 318	222 924	20 371	2 343 714
1210200000	Hop cones,ground,powdered or in the form of pellets; lupulin	1 800	38 681	19 095	231 826
1211201000	Ginseng roots,cut, crushed/ powdered form,fresh/ dried	700	9 037	22 640	544 283
1211209000	Ginseng roots, not in cut or crushed orpowdered form, fresh/ drier	0	504	0	13 820
1211901100	Cannabis,in cut,crushed/ powdered form,used for pharmacy, fresh	0	8 138	0	6 448
1211901300	Rauwolfia serpentina roots,for pharmacy,in cut/ crushed/ powdere	357 736	1 700 018	890 970	3 680 786
1211901400	Other plants, in cut,crushed or powdered form, used for pharmacy,	71	10 071	1 586	55 586
1211901900	Other plants & parts of plants, in otherforms, for pharmacy	500	45 575	4 250	204 342
1211909100	Pyrethrum, in cut,crushed/ powdered form,fresh/ dried	0	13 580	0	92 090
1211909200	Pyrethrum, in other form, fresh/ dried	0	15 103	0	11 435
1211909500	Agarwood (gaharu) chips, fresh/ dried	0	25	0	605
1211909600	Liquorice roots, fresh/ dried	10 340	84 386	17 423	144 913
1211909800	Oth plants&parts of plants, not forpharmacy, in cut,crushed/ powd	0	6 567	0	12 809
1211909900	Oth plants&parts of plants, not forpharmacy, not cut,crushed/pow	134 017	688 244	520 318	2 145 174
1212211000	Eucheuma spp,fresh,chilled,frozen,dried,for human consumption	0	6 269	0	75 715
1212219000	Other seaweed & algae, fresh, chilled,frozen,dried, for human con	3 805	203 099	115 012	846 560
1212292000	Seaweeds & oth algae,fresh,chilled/dried for oth,not for human cc	0	14 962	0	143 950
1212293000	Seaweeds & oth algae,frozen, not forhuman consumption	0	3 376	0	21 940
1212910000	Sugar beet, fresh,chilled, frozen/dried,whether/not ground	0	3	0	30
1212920000	Locust bean(carob),fresh,chilled,frozen/dried, whether/not grounc	0	533 750	0	459 910
1212990000	Other vegetable product, for humanconsumption, n.e.s or include	1 710	108 579	1 849	149 449
1213000000	Cereal straw & husks,unprepared,whether/ not chopped,ground,pr	0	750	0	5 018
1214100000	Lucerne (alfalfa) meal and pellets	13 300	326 220	2 879	80 633
1214900000	Other forage products,whether/ not in forof pellets,oth than lucer	518 589	3 901 919	202 739	1 593 218
1301200000	Gum arabic	18 920	431 282	75 170	2 523 476
1301901000	Gum benjamin	200	51 138	1 223	36 136
1301902000	Gum damar	79 770	731 899	113 307	1 397 351
1301903000	Cannabis resin	0	110	0	16 845
1301904000	Lac	485	1 313	11 005	30 911
1301909000	Other natural gum and resin	1 813	86 459	34 322	1 079 702
1302119000	Saps and extracts of other opium,whether or not modified	0	8	0	675
1302120000	Saps and extracts of liquorice, whetheror not modified	23 880	531 299	288 655	6 282 125
1302130000	Saps and extracts of hops,whether or not modified	563	20 185	25 973	766 861
1302193000	Other medicinal extracts derived fromvegetable products, whethe	12 584	260 503	926 608	16 783 343
1302194000	Vegetable saps& extracts of pyrethrum/ofthe root of plants contain	0	99	0	1 572
1302199000	Other vegetable saps and extracts	73 356	678 436	1 129 199	11 716 052
1302200000	Pectic substances, pectinates & pectates	37 687	340 668	290 725	3 208 285

I.3. IM POR M ENURUT KOM ODITI / IM PORT BY HS COM M ODITY
***** NOVEM BER / NOVEM BER 2014 *****

H S	Uraian Komoditi Commodity Description	Berat Bersih / Net Weight (Kg)		Nilai / Value C.I.F (US\$)	
		Bulan ini Current Month	Kumulatif Cum.Jan. to date	Bulan ini Current Month	Kumulatif Cum.Jan. to date
1302310000	Agar-agar	18 800	152 046	26 397	733 466
1302320000	Mucilages&thickeners, whether/ not modif,derived from locust be:	255 261	3 204 338	1 007 843	12 558 972
1302391010	Carageenan in powder form	35 442	374 208	417 808	4 678 346
1302391090	Carageenan not in powder form	0	13 600	0	252 552
1302399000	Oth mucilages & thickeners, whether/ notmodified,derived from v	172 881	1 525 761	1 768 355	17 634 654
1401100000	Bamboos used primarily for plaiting,cleaned, bleached/dyed	17 550	67 230	14 040	49 851
1401201100	Raw whole rattans used primarily forplaiting, cleaned, bleached/d:	0	1	0	9
1401201990	Other whole rattans, used primarily forplaiting, cleaned, bleached/	0	1 377	0	26 021
1401900000	Oth vegetable material used for plaiting,oth than bamboos&rattar	0	438	0	4 890
1404902090	Oth vegetable products of a kind usedin tanning/dyeing, oth than l	131	67 318	2 083	139 102
1404909000	Oth vegetable prodcts not used primarilyin tanning/dyeing, nes	74 456	471 805	79 562	573 148
1501100000	Lard oth than heading 02.09 or 15.03.	0	3	0	11 956
1504109000	Oth than solid fractsof fish-liver oilswhet/ not refined,not chemica	72 820	2 510 508	113 953	3 709 728
1504201000	Solid fraction of fats&oil fish oth thanliver oils, not chemically moc	14 616	618 305	361 100	5 707 904
1504209000	Oth than solid fract of fats&oils fishoth than liver oils,not chemical	985 497	5 832 945	1 291 010	8 469 909
1504309000	Oth solid fraction of fats & oils ofmarine mammals,not chemically	0	9	0	97
1505001000	Lanolin	2 500	63 413	23 050	723 296
1505009000	Wool grease & fatty substance derivedtherefrom, oth than lanolin	200	23 053	3 640	117 114
1506000000	Oth animal fats&oils&their fractions wht/ not refined, not chemica	21 840	207 889	25 295	276 333
1507100000	Crude oil of soya bean, whether/ notrefined, whether/ not degumr	0	3 297	0	31 287
1507901000	Fraction of unrefined soya-bean oil,not chemically modified	444 210	4 471 190	548 336	5 615 018
1507909000	Fraction of refined soya-bean oil,not chemically modified	1 549 747	17 894 861	1 851 187	21 299 466
1508100000	Crude oil of ground-nut, whether/ notrefined, not chemically modi	10	1 361	249	5 879
1508901000	Fraction of unrefined ground-nut oil,whet/ not refined,not chemica	0	669	0	1 906
1508909000	Fraction of refined ground-nut oil, whet/ not refined,not chemicall	0	48	0	2 077
1509101000	Virgin olive oil,packing of net weight _30 kg, not chemically modifi	235 500	1 124 459	713 995	4 434 159
1509109000	Virgin olive oil,packing of net weight >30 kg,not chemically modifi	31 610	444 008	97 278	2 519 750
1509901100	Fraction of unrefined olive oil,packingof net weight _30 kg	1 974	6 840	9 731	31 961
1509901900	Fraction of unrefined olive oil,packingof net weight >30 kg	0	16 130	0	32 193
1509909100	Fraction of refined olive oil,in packingof net weight _30 kg	136	17 059	670	109 554
1509909900	Fraction of refined olive oil,in packingof net weight >30 kg	15 622	144 529	75 117	763 283
1510001000	Crude oil,obtained solely from olives,whether/ not refined,not che	0	1 224	0	3 484
1510002000	Fractions of unrefined oil, solely fromolives,whet/ not refined,not c	0	307	0	2 047
1510009000	Fractions of refined oil, solely fromolives,whet/ not refined,not che	32 410	184 411	85 910	509 896
1511901100	Solid fractions of unrefined palm oil,not chemically modified	0	558	0	323
1511909190	Solid fractions of refined palm oil,packing of a net weight>20kg	6 871	61 451	13 224	92 483
1511909200	Unsolid fractions of refined palm oil,packing net weight_20kg	5 320	223 976	8 127	264 509
1511909900	Unsolid fractions of refined palm oil,packing net weight>20kg	62	1 345	1 488	11 701
1512191000	Fractions of unrefined sunflower-seed/ safflower oil	0	112 388	0	296 983
1512199000	Fractions of refined sunflower-seed/ safflower oil	484 708	4 727 561	658 463	6 860 388
1512299000	Fractions of refined cotton seed oil	0	708	0	2 270
1513191000	Fractions of unrefined coconut oil, notchemically modified	0	1 440	0	5 976
1513199000	Fractions of refined coconut oil, notchemically modified	2 107	133 848	7 295	389 262
1513291400	Unsolid fractions of unrefined babassuoil	0	7	0	185
1513299100	Solid fractions of refined palm kerneloil	0	0	0	0
1513299500	Palm kernel oil, RBD	0	1	0	5
1514199000	Fraction of refined low erucic acidrape/ colza oil	498 884	4 243 433	664 557	5 662 413
1514911000	Crude oil of not low erucic acid otherrape/ colza	136	505	519	13 573
1514919000	Crude oil of mustard	0	1	0	429
1514999100	Fractions of refined oth rape/ colza oil	88 060	1 109 351	158 181	1 501 227
1514999900	Fractions of refined mustard oil	0	65 600	0	124 114
1515190000	Fractions of linseed oil, whether/ notrefined, not chemically modifi	149 847	2 682 658	220 957	3 813 851
1515210000	Crude oil of maize (corn)	1 828	33 075	2 857	60 310
1515291900	Unsolid fraction of unrefined maize(corn) oil	0	9 210	0	65 812
1515299100	Solid fraction of refined maize (corn)oil	30 720	214 656	46 541	328 733
1515299900	Unsolid fraction of refined maize (corn)oil	214 033	1 658 269	290 657	2 518 639
1515301000	Crude oil of castor	32 000	107 806	81 600	354 400
1515309000	Fractions of castor oil, whether/ notrefined, not chemically modifi	96 204	1 261 204	171 294	2 183 405
1515501000	Crude oil of sesame	1 060	2 251	5 405	12 686
1515502000	Fraction of unrefined sesame oil, not chemically modified	163	1 729	579	13 738
1515509000	Fraction of refined sesame oil, not chemically modified	35 065	389 330	254 807	2 509 543
1515901100	Crude oil of tengkawang	0	737	0	7 675
1515901200	Fractions of unrefined tengkawang oil,not chemically modified	0	25	0	1 129
1515901900	Fractions of refined tengkawang oil,not chemically modified	18	18	1 559	1 559

I.3. IM POR M ENURUT KOM ODITI / IM PORT BY HS COM M ODITY
***** NOVEM BER / NOVEM BER 2014 *****

H S	Uraian Komoditi Commodity Description	Berat Bersih / Net Weight (Kg)		Nilai / Value C.I.F (US\$)	
		Bulan ini Current Month	Kumulatif Cum.Jan. to date	Bulan ini Current Month	Kumulatif Cum.Jan. to date
1515902100	Crude oil of tung	15 200	136 800	44 688	394 744
1515902900	Fractions of refined tung oil, notchemically modified	2 389	21 935	10 303	77 570
1515903100	Crude jojoba oil	0	4 731	0	102 924
1515903900	Fractions of refined jojoba oil, notchemically modified	0	43	0	2 598
1515909100	Crude oil of other fixed vegetable oils	20 380	101 680	15 896	89 260
1515909200	Fractions of unrefined other fixedvegetable oils	56 250	256 250	166 500	918 500
1515909900	Fractions of refined other fixedvegetable oils, oth fixed vegetable i	1 348	222 596	13 044	1 278 195
1516101000	Animal fats & oils & their fractions,inpacking net weight _10 kg	24 500	40 079	67 008	99 205
1516109000	Animal fats & oils & their fractions,inpacking net weight<10 kg	0	30 000	0	78 000
1516201100	Re-esterified fats & oils of soya bean & its fraction	38 000	314 019	107 090	1 085 043
1516201200	Re-esterified fats & oils of crude palmoil and its fraction	343 849	3 218 193	571 188	5 301 892
1516201300	Re-esterified fats&oils of palm oil,oththan crude and its fraction	99 982	848 078	130 523	1 134 711
1516201400	Re-esterified fats & oils of coconut and its fraction	0	332	0	1 518
1516201500	Re-esterified fats & oils of palm kernel & its fraction,crude	0	84	0	184
1516201600	Re-esterified fats & oils of palm kernel & its fraction,RBD	0	120	0	1 807
1516201800	Re-esterified fats & oils of linseed & its fraction	627	15 788	8 600	180 689
1516201900	Re-esterified fats&oils of oth vegetable fat&oils, and its fraction	11 691	125 962	20 875	393 303
1516202110	Hydrogenated fats in flakes of palm oil	0	129 293	0	237 095
1516202150	Hydrogenated fats in flakes of palmkernel olein	277 260	3 482 640	360 438	4 820 135
1516202190	Hydrogenated fats in flakes of ground-nut, soya beans	86	6 832	567	55 867
1516202300	Hydrogenated fats in flakes of olives	0	970	0	9 525
1516202900	Hydrogenated fats in flakes of othervegetable fats & oils	165 907	3 448 830	269 263	5 682 670
1516205200	Palm stearin, w/ iodine value _ 48, RBD	3 000	300 327	16 830	487 451
1516205900	Oth palm stearin with iodine value _ 48	0	2 264	0	27 829
1516209300	Other fat & oils of olives and theirfractions	22 601	60 752	126 767	471 815
1516209400	Other fat & oils of soya beansand their fractions	0	199	0	1 136
1516209500	Hydrogenated castor oil (opal wax)	145	32 681	8 829	92 781
1516209600	Refined, bleached and deodorised (RBD)palm kernel stearin only	7 360	77 211	18 350	186 470
1516209700	Hydrogenated & RBD palm kernel stearinor olein	20 000	299 020	27 600	429 561
1516209800	Oth fat & oils of ground-nuts, palm oilor coconuts and their fractio	25 000	227 173	71 568	552 150
1516209900	Oth vegetable fats and oils and theirfractions	557 854	4 633 805	759 269	7 554 173
1517100000	Margarine,excl. liquid margarine	204 974	1 871 626	352 875	3 421 813
1517901000	Imitation ghee	8 800	82 402	198 000	1 865 740
1517902000	Liquid margarine	12 500	231 085	24 673	801 357
1517903000	Margarine of a kind use as mouldrelease preparations	117	179	160	929
1517904300	Shortening	147 436	548 127	335 580	1 144 814
1517904400	Imitation lard	0	1	0	1
1517905000	Solid mixtures or prep of vegetable fats or oils or of their fractions	25 510	570 805	47 120	905 794
1517906200	Liquid mixtures or prep of crude palmoil predominates	115 200	2 792 014	263 232	5 704 406
1517906400	Liquid mixtures or prep of oth palm oilpredominates,packng net w	0	22 860	0	88 011
1517906700	Liquid mixtures or prep of soya-beanoil predominates	0	27 315	0	67 753
1517906900	Liquid mixtures or prep of oth vegetablefats/oil predominates	23 939	408 500	79 857	919 683
1517909000	Oth edible mixtures or prep of animal or vegetable fats or oils	330 061	4 917 637	648 080	16 422 635
1518001200	Animal fats&oils,boiled,dehydrated,oxidasd,sulphurisd,blown,poly	0	75 829	0	187 965
1518001400	Ground-nut,soya-bean, palm/ coconut oilboiled,dehydrated,oxidasd	342 920	2 193 239	628 820	3 848 110
1518001500	Linseed oil&its fract,boiled, oxidised,dehydrated,sulphurised,blow	0	2 794	0	3 308
1518001600	Olive oil&its fract, boiled, oxidised,dehydrated,sulphurised,blown,	0	69 142	0	97 839
1518001900	Oth vegetbl fat&oils&their fract,boiled,dehydrate,sulphurise,blow	146 720	928 506	241 312	1 852 407
1518002000	Inedible mixtures/preparation of animalfats/oils or of different fat	260 000	2 324 963	312 863	2 981 529
1518003100	Inedible mixtures/preparations of oilpalm fruit/palm kernels fats/c	0	1 552	0	591
1518003500	Inedible mixtures/ preparations of ground-nuts fats/oils/ of differer	16 000	144 000	20 000	194 800
1518003600	Inedible mixtures/preparations of soya-beans/ coconuts fats/oils/c	535 620	4 026 600	622 418	4 855 881
1518003700	Inedible mixtures/preparations of cotton seeds fats/oils/ of differ f	0	2 040	0	7 548
1518003900	Inedible mixtures/preparations of othervegetable fats/oils/ of diffe	157 078	1 043 218	554 862	3 225 468
1518006000	Inedible mixture/preparations of animal/ vegetable fats/oils/ of the	6 061	36 838	26 039	176 231
1520001000	Crude glycerol	0	27 112	0	129 824
1520009000	Glycerol waters & glycerol lyes	1 601	16 579	20 512	73 217
1521100000	Vegetable waxes(oth.than triglycerides)whether or not refined or i	2 457	267 283	25 723	1 597 822
1521901000	Beeswax & oth insect waxes,whether/ notrefined or colored	0	4 000	0	17 876
1522009000	Residues resulting from the treatment offatty substan or animal/v	0	18 356	0	13 771
1601001000	Sausags& smilar prdct of meat,meat offal/blood,prepare of it,in air	125 169	1 403 548	270 449	3 029 002
1601009000	Sausags& smilar prdct of meat,meat offal/blood, not in airtight con	66 544	723 237	170 431	1 858 538
1602101000	Homogenised preparation of meat, offal/ blood cont pork,in airtigh	0	17 197	0	16 515
1602109000	Homogenised preparation of meat, offal/ blood,not cont pork,not i	0	10 896	0	13 500

I.3. IM POR M ENURUT KOM ODITI / IM PORT BY HS COM M ODITY
***** NOVEM BER / NOVEM BER 2014 *****

H S	Uraian Komoditi Commodity Description	Berat Bersih / Net Weight (Kg)		Nilai / Value C.I.F (US\$)	
		Bulan ini Current Month	Kumulatif Cum.Jan. to date	Bulan ini Current Month	Kumulatif Cum.Jan. to date
1602329000	Oth prepared/preserved meat, offal/blood of fowls of species gallu	7 605	32 977	15 224	72 384
1602390000	Oth prepared/preserved meat,offal/blood of oth poultry of head 0	33 418	966 804	71 278	1 933 900
1602411000	Hams & cuts thereof of swine,in airtight containers	0	57 328	0	70 912
1602421000	Shoulders & cuts thereof of swine, in airtight containers	0	25 059	0	31 000
1602429000	Shoulders & cuts thereof of swine,not in airtight containers	0	28 529	0	35 424
1602491100	Luncheon meat of swine, in airtight containers	71 649	282 932	78 786	491 009
1602491900	Luncheon meat of swine, not in airtight containers	0	10 409	0	24 970
1602499900	Oth prepared meat,meat offal/blood of swine,not in airtight contai	2 959	72 041	5 908	198 718
1602500000	Oth prepared/preserved meat, offal/blood of bovine animals	113 646	1 887 947	577 566	9 489 034
1603001000	Extracts & juices of chicken, w/ herbs	11 480	93 348	50 838	423 874
1603009000	Extracts&juices of oth meat,fish/crusta,molluscs/ aquatic invertebr	1 325	111 940	88 765	649 804
1604111000	Salmon, whole/ in pieces, not in minced,in airtight containers	1 482	10 921	8 176	57 589
1604131100	Sardines, whole/ in pieces,not in minced,in airtight containers	10 532	139 559	44 796	533 939
1604139100	Sardinella&brisling/sprats,whole/ in piec ,not in minced,in airtight c	77 441	752 086	82 131	847 007
1604139900	Sardinella&brisling/sprats,whole/ in piec ,not in minced,not in airt	0	14 967	0	32 915
1604141100	Tunas,whole/ in pieces, not in minced,in airtight container	12 599	215 381	69 500	1 021 917
1604149000	Tunas,skipjack,bonito,whole/ in pieces,not in minced,not in airtigh	196 000	1 025 001	858 600	4 772 476
1604151000	Mackerel, whole/ in pieces,not in minced, in airtight containers	34 370	319 208	111 318	1 130 584
1604159000	Mackerel, whole/ in pieces,not in minced, not in airtight containers	57 314	882 061	44 501	916 039
1604171000	Eel,whole/ in pieces,not in minced, in airtight containers	0	4 823	0	3 661
1604179000	Eel,whole/ in pieces,not in minced, not in airtight containers	0	8 500	0	243 925
1604192000	Horse mackerel,whole/ in pieces,not in minced, in airtight containe	0	954	0	724
1604193000	Oth fish,whole/ in pieces, not in minced, in airtight containers	0	6 276	0	16 981
1604199000	Oth fish,whole/ in pieces, not in minced, not in airtight containers	0	6 316	0	17 742
1604201900	Sharks fins, ready for immediate consumption,not in airtight contai	0	5 000	0	15 800
1604202100	Fish sausages,in airtight containers	0	1 460	0	5 986
1604202900	Fish sausages,not in airtight containers	7 484	71 414	6 548	70 615
1604209310	Fish & shrimp ball, frozen, boiled or steamed	198 464	1 587 808	419 719	3 440 273
1604209390	Oth frozen minced fish, boiled/ steamed	105 866	1 111 784	315 002	3 122 888
1604209900	Other prepared/preserved fish, not in airtight containers	78 575	1 100 062	262 134	3 582 770
1604310000	Caviar	35	35	15 750	15 750
1604320000	Caviar substitutes prepared from fish egg	0	17 008	0	36 488
1605101000	Crabs,prepared,in airtight containers	0	17 001	0	198 009
1605109000	Crabs,prepared,not in airtight container	2 625	265 812	5 836	690 536
1605211000	Shrimps paste,not in airtight containers	0	21 040	0	406 985
1605219020	Shrimp breaded,not in airtight container	9 230	25 434	53 750	91 558
1605219090	Other prepared shrimps&prawns, not in airtight containers	2 710	59 652	15 089	374 124
1605291000	Shrimps paste, in airtight containers	59 121	82 350	451 127	667 172
1605299090	Other prepared shrimps&prawn,in airtight containers	388	9 020	863	23 133
1605400000	Oth crustaceans, prepared/preserved	0	7 347	0	10 763
1605520000	Scallops,incl queen scallops, prepared/preserved	1 951	12 473	1 266	12 228
1605540000	Cuttle fish & squid, prepared/preserved	811	5 258	2 086	19 956
1605550000	Octopus, prepared/preserved	0	45 734	0	37 787
1605560000	Clams, cockles & arkshells, prepared/preserved	0	65 845	0	226 602
1605570000	Abalone, prepared/preserved	1 718	1 718	2 849	2 849
1605620000	Sea urchins, prepared/preserved	0	181	0	145
1605630000	Jellyfish, prepared/preserved	0	5 463	0	5 816
1605690000	Oth aquatic invertebrates, prepared/preserved	2 140	136 142	4 758	266 388
1701120000	Beet sugar,raw,not added flavour/colour	37	45	328	7 595
1701130000	Cane sugar,raw, not added flavour/colour	0	52 000 000	0	21 454 680
1701140000	Oth cane sugar, raw, not added flavour/colour	153 645 000	2 742 074 190	67 652 244	1 224 438 801
1701910000	Oth raw sugar,added flavour/colour	0	21 600 000	0	10 942 800
1701991100	Refined sugar,white	640 007	52 457 392	345 130	28 473 044
1701999000	Chemically pure sucrose, in solid form	0	10 377 190	0	5 287 164
1702110000	Lactose & lactose syrup,lactose_99%, asanhydrous lactose,calculat	1 313 944	18 544 434	2 196 451	30 821 865
1702190000	Lactose & lactose syrup,lactose<99%	240 734	3 254 443	326 381	5 392 856
1702200000	Maple sugar & maple syrup	2 050	21 390	4 302	47 696
1702301000	Glucose,no fructose or in dry state w/ fructose<20%	1 448 204	33 844 038	1 319 940	24 688 092
1702302000	Glucose syrup,no fructose / in dry state w/ fructose<20%	2 965 704	36 969 563	1 920 233	21 984 100
1702400000	Glucose & glucose syrup, containing 20%_fructose< 50%,excl invert	133 175	1 216 683	118 973	971 157
1702500000	Chemically pure fructose	300 713	8 406 607	387 149	9 209 522
1702601000	Fructose,in dry state w/ fructose>50%excl invert sugar	80 370	770 599	130 615	1 144 837
1702602000	Fructose syrup,in dry state w/ fructose>50%, excl invert sugar	4 982 159	65 570 307	2 239 761	30 406 847
1702901100	Chemically pure maltose,in dry state w/ fructose 50%	478 388	8 831 397	335 794	5 339 231

I.3. IM POR M ENURUT KOM ODITI / IM PORT BY HS COM M ODITY

*** NOVEM BER / NOVEM BER 2014 ***

H S	Uraian Komoditi Commodity Description	Berat Bersih / Net Weight (Kg)		Nilai / Value C.I.F (US\$)	
		Bulan ini Current Month	Kumulatif Cum. Jan. to date	Bulan ini Current Month	Kumulatif Cum. Jan. to date
1702901900	Maltose syrup,in dry state w/ fructose50%	1 209 500	14 501 576	761 170	8 730 380
1702902000	Artificial honey,whether/ not mixed withnatural honey,in dry w/ fr	128 700	419 100	536 102	1 580 231
1702903000	Flavoured/ coloured sugars (excl maltose),fructose 50%	0	8 813	0	34 295
1702904000	Caramel,fructose 50%	375 682	4 843 298	534 282	6 384 515
1702909100	Syrup of sugar, in dry state w/ fructose50%	44 000	286 997	69 300	457 779
1702909900	Other sugar,incl invert sugar and sugarsyrup blends, in dry w/ fruc	1 072 013	10 745 791	929 434	12 157 935
1703101000	Cane molases,added flavour/ colour matter	0	11	0	474
1703109000	Cane molases,not added flavour/ colour	0	2	0	36
1703901000	Oth molasses result from extract/ refineof sugar,add flavour/ colour	3 190	11 492	36 679	133 683
1703909000	Oth molasses result from extract/ refineof sugar,not add flavour/c	0	65 511 363	0	17 389 983
1704100000	Chewing gum,whether/ not sugar-coated	47 667	425 132	104 437	1 347 549
1704901000	Medicated pastilles & drops	58 043	1 107 310	233 927	6 737 860
1704902000	White chocolate, not containing cocoa	5 803	173 186	28 429	970 067
1704909100	Oth sugar confectionery,not cont.cocoa,soft,cont gelatin	414 491	4 500 366	1 640 234	16 762 496
1704909900	Oth sugar confectionery,not cont.cocoa,oth soft,cont gelatin	657 352	6 242 149	1 864 707	18 528 803
1801000000	Cocoa beans,whole/broken,raw/ roasted	14 723 509	95 269 723	49 043 085	294 982 269
1803100000	Cocoa paste,not defatted	22 608	317 618	100 904	1 404 278
1803200000	Cocoa paste,wholly/ partly defatted	39 000	1 003 300	42 083	2 313 498
1804000000	Cocoa butter,fat & oil	1 295	1 363 037	14 493	9 896 572
1805000000	Cocoa powder,not containing add sugar or other sweetening matt	620 251	10 774 360	1 695 540	35 094 979
1806100000	Cocoa powder,containing add sugar or oth sweetening matter	72 295	1 110 031	310 480	3 197 717
1806201000	Chocolate confectionary in blocks, slab/ bars,weight>2kg	395 115	4 059 518	1 647 147	16 877 146
1806209000	Other chocolate, liquid,paste,granular/ oth bulk form ,packing>2kg	59 874	699 771	155 976	1 970 675
1806311000	Filled chocolate confectionary in blocks,slabs,bars,weight_2kg	57 797	719 301	445 342	5 259 093
1806319000	Other chocolate,in blocks,slabs,bars,weight_2kg	7 821	188 027	88 703	1 210 121
1806321000	Chocolate confectionary in blocks,slabsbars,not filled,weight_2kg	92 264	986 261	549 227	5 615 779
1806329000	Other chocolate,in blocks,slabs,bars,not filled,weight_2kg	72 596	945 494	42 134	634 027
1806901000	Chocolate confectionary in tablets orpastilles	208 061	956 045	795 392	4 541 482
1806903000	Food preparations of flour,meal,starch,malt extract, cont 40%_coc	0	37	0	1 215
1806909000	Oth chocolate and food preparation contcocoa	538 225	5 112 743	3 853 517	30 741 272
1901101000	Preparations for infant use of maltextract, for retail sale	932	56 275	3 820	154 672
1901102000	Preparations for infant use of goods ofhead 04.01-04.04, for retail	225 436	1 895 002	2 333 348	19 983 748
1901103000	Preparations for infant use of soya bean powder, for retail sale	164 997	3 473 861	496 588	9 983 522
1901109100	Medical foods, preparations for infantuse, for retail sale	24 000	32 698	55 706	364 778
1901109900	Oth preparations for infant use,w/ cocoa<40%, for retail sale	73 248	937 644	325 939	4 267 691
1901201000	Mixes & doughs of flour, groats, meal,starch/ malt extract, not con	116 248	734 814	322 642	2 055 739
1901202000	Mixes & doughs of flour, groats, meal,starch/ malt extract, contain	4 013	13 610	5 504	22 046
1901203000	Oth mixes and doughs for prep. ofbakers wares, not containing co	115 545	1 300 253	257 816	3 184 246
1901204000	Oth mixes and doughs for prep. ofbakers wares, containing cocoa	3 694	49 797	11 458	139 596
1901901900	Oth than medical foods for infantnot put up for retail sale	119 950	1 299 350	523 107	5 833 925
1901902000	Malt extract	1 395 744	13 364 980	2 645 692	25 519 573
1901903100	Filled milk, of goods of heading04.01 to 04.04	487 117	2 037 902	2 456 889	10 263 951
1901903200	Oth than filled milk, containing cocoapowder of goods of head. 04	254 705	2 946 712	1 558 589	20 370 231
1901903900	Oth of goods of heading 04.01 to 04.04	1 159 063	11 436 269	6 998 773	74 025 013
1901904100	Oth soya based preparation, in powderform	294	130 925	650	376 458
1901904900	Oth soya based preparations, in otherform	28 558	92 783	43 957	142 841
1901909100	Oth soya based preparation Medical foods	0	1 771	0	30 168
1901909910	Kerupuk of shrimps	0	48 729	0	128 111
1901909990	Oth than kerupuk of shrimps	796 574	6 533 164	2 918 149	23 769 074
1902110000	Uncooked pasta, not stuffed/ otherwiseprepared, containing eggs	83 034	577 482	106 055	770 808
1902192000	Uncooked pasta,not stuffed/ otw prep.notcont.eggs,rice vermicelli	9 733	255 692	2 764	295 289
1902193000	Uncooked pasta,not stuffed/ otw prep.notcont. eggs, transparent \	965	489 496	1 859	632 884
1902194000	Uncooked pasta, not stuffed/ otherwiseprepared, not containing e	4 697	40 681	18 445	137 441
1902199000	Uncooked pasta, not stuffed/ otherwiseprepared, not containing e	195 993	1 863 157	326 731	2 911 007
1902201000	Stuffed pasta with meat or meat ofal,whether or not cooked or oi	0	137 090	0	488 296
1902209000	Stuffed pasta w/ o meat/ meat ofal,fish,crustac/ mollsc,wthr/ not cc	0	1 716	0	11 083
1902302000	Oth pasta, instant rice vermicelli	3 327	24 321	11 066	81 786
1902303000	Oth pasta, transparant vermicelli	955 158	4 720 913	1 041 554	5 147 753
1902304000	Oth pasta, oth instant noodles	94 811	1 396 695	275 538	4 546 239
1902309000	Oth pasta,not instant rice vermicelli,transp vermicelli,oth instant n	50 964	714 242	79 005	1 175 374
1902400000	Couscous	3 091	23 895	5 065	43 431
1903000000	Tapioca&substitutes thf prep fr starch,in flake,grain,pearl,sifting/ s	24 300	81 352	20 250	93 199
1904101000	Prep food obtain by the swell/ roastingof cereals/ cereal products, c	269 425	3 829 801	907 592	11 409 045
1904109000	Prep food obtain by the swell/ roastingof cereal/ cereal product,noi	129 649	1 819 536	553 003	6 508 891

I.3. IM POR M ENURUT KOM ODITI / IM PORT BY HS COM M ODITY
***** NOVEM BER / NOVEM BER 2014 *****

H S	Uraian Komoditi Commodity Description	Berat Bersih / Net Weight (Kg)		Nilai / Value C.I.F (US\$)	
		Bulan ini Current Month	Kumulatif Cum.Jan. to date	Bulan ini Current Month	Kumulatif Cum.Jan. to date
1904201000	Prepared foods obtained from unroastedcereal flakes	0	22 568	0	57 302
1904209000	Prep food obtain fr mixture f unroastedcereal flake and roast cer f	17 169	112 211	24 309	289 426
1904901000	Rice preparations, includingpre-cooked rice	16 353	158 075	50 934	511 937
1904909000	Oth prepared foods obtainedof cereals or cereal products	6 023	335 206	22 996	1 120 629
1905100000	Crispbread	2 290	138 973	5 317	336 009
1905200000	Gingerbread and the like	6	39	164	1 034
1905311000	Sweet biscuits not containing cocoa	109 775	2 860 643	417 503	9 613 188
1905312000	Sweet biscuits containing cocoa	84 197	1 342 324	478 863	8 020 810
1905320000	Waffles and wafers	165 106	2 769 231	584 725	10 776 753
1905401010	Rusk,toastd bread & sim toasted product,bread crumb nosugar,ho	148 778	2 277 889	262 684	3 186 154
1905401090	Rusk,toastd bread & sim toasted product,not bread crumb nosuga	0	194	0	456
1905409000	Rusk,toastd bread & sim toasted product,bread crumb w/ sugar,hc	16 614	246 126	111 022	1 345 856
1905901000	Unsweetened teething biscuits	0	200	0	1 944
1905902000	Other unsweetened biscuits	6 030	60 238	43 627	285 528
1905903000	Cakes	93 122	795 790	230 744	2 512 820
1905904000	Pastries	1 273	71 925	5 714	331 007
1905906000	Empty cachets and similar products of a kind suitable for pharmace	0	1	0	9
1905907000	Communion wafers, sealing wafers,rice paper and similar products	0	451	0	5 548
1905908000	Other crisp savoury food products	133 708	2 021 673	708 226	10 575 155
1905909000	Other baker wares	363 035	4 252 671	807 102	9 591 149
2001100000	Cucumbers and gherkins,prepared orpre served by vinegar or acet	562	31 468	488	66 130
2001901000	Onions, prepared/preserved byvinegar or acetic acid	0	18 840	0	45 418
2001909000	Oth vegetable,fruit,nuts,edible part ofplant prep/presv by vinegar/	11 156	222 345	32 076	479 215
2002101000	Tomatoe,cooked otw than by steam/boilingin water not prep/pres	82 167	411 190	91 792	413 697
2002109000	Tomatoe,not cooked otw thn by steam/boilin water not prep/pres	6	148 218	116	67 934
2002901000	Tomato paste,not prepared or preservedby vinegar or acetic acid	815 497	8 664 041	858 279	9 338 284
2002902000	Oth tomato powder,prepared/preservedotherwise than by vinega	1 000	3 693	4 011	14 632
2002909000	Other tomatoes, prepared/preservedotherwise than by vinegar/ac	54 016	266 293	78 291	429 083
2003100000	Mushrooms of the genus agaricus, notprep/presrved by vinegar/a	177 786	1 910 775	212 625	1 950 571
2003901000	Truffles, not prepared/preserved byvinegar or acetic acid	32	5 861	5 443	181 466
2003909000	Oth mushrooms, not prepared/preservedby vinegar or acetic acid	15 379	148 245	16 850	170 962
2004100000	Potatoes, frozen, not preprd/preservedby vinegar or acetic acid	3 160 133	28 222 924	3 760 642	33 020 529
2004909000	Oth vegetables & mixtures of vegetables,frozn,prep/presrv by vine	8 787	201 697	16 149	305 962
2005109000	Hmgnis vegetbl not in airtightcontainernot frozn,not prep/presrv t	0	37 661	0	18 120
2005201900	Potat chip&stick no in airtightcontainrnot frozn,not prep/presrv by	1 672	3 633	13 886	20 289
2005209100	Other potatoes in airtight containers,not frozn,not prep/presrv by	19 824	140 953	45 359	371 357
2005209900	Other potatoe,not in airtightcontainsnot frozn,not prep/presrv by	6 684	35 783	32 320	225 643
2005400000	Peas (pisum sativum), not frozen,notprepard/preserved by vinegar/	0	1 174 326	0	672 265
2005510000	Beans,shelled, not frozen, not preparedor preserved by vinegar or	70 320	466 725	90 440	650 448
2005591000	Oth bean in airtightcontainr,not froznnot prep/presrv by vinegar/ε	0	21 808	0	16 571
2005599000	Oth bean not in airtightcontnr,notfroznnot prep/presrv by vinegar.	25 015	184 078	36 208	295 328
2005600000	Asparagus, not frozen, not preparedor preserved by vinegar or ace	0	527 076	0	500 974
2005700000	Olives, not frozen, not preparedor preserved by vinegar or acetic ε	4 786	26 495	26 200	113 639
2005800000	Sweet corn-zea mays var.saccharata,notfrozen,not prep by vinega	125 103	1 266 774	87 879	1 036 598
2005910000	Bamboo shoots,not frozen,not preparedby vinegar/acid	0	104 480	0	77 812
2005991000	Oth vegetabl&mixtr of vegt in airtightcontainr,not frozn,not prep t	3 984	115 384	152 892	2 866 532
2005999000	Oth vgtbl&mixtr of vegt not in airtghtcontainr,not frozn,not prep t	123 353	1 454 192	400 048	3 940 407
2006000000	Vegetables,fruit,nuts,fruit-peel & oth parts of plants,preserved by ε	37 642	237 564	43 123	335 308
2007100000	Jams, fruit jellies, marmalades, fruit/nut, homogenised preparatio	20 896	485 511	70 835	1 153 329
2007910000	Citrus fruit	0	20 539	0	73 439
2007991000	Fruit pastes oth than of mango,pineapples or strawberries	239 775	4 909 419	223 260	4 080 298
2007999000	Fruit pastes of mango, pineapplesor strawberries	758 155	4 878 217	1 037 287	7 765 489
2008111000	Roasted ground nuts, othwise prepared/ preserved	15 567	455 157	62 798	1 216 926
2008112000	Peanut butter, othwise prepared/ preserved	43 251	343 186	197 329	1 598 746
2008119000	Oth ground nuts, othwise prepared/ preserved	14 012	217 231	14 022	362 309
2008191000	Cashew, incl. mixtures,othwiseprepared or preserved	3 274	60 437	7 889	487 174
2008199000	Other nuts and seeds, othwiseprepared or preserved	315 413	3 695 124	528 971	6 136 849
2008200000	Pineapples, othwise prepared/ preserved	0	35 772	0	48 949
2008301000	Citrus fruit,added sugar/oth.sweetningmatter or spirit,otw prepara	214 445	1 507 988	216 980	1 548 957
2008309000	Citrus fruit, no sugar/oth.sweetningmatter or spirit,otw prepared/	496 800	6 232 918	492 459	6 076 863
2008401000	Pears,added sugar/oth.sweeteningmatter or spirit,otw prepared/ε	255	28 432	1 459	52 661
2008501000	Apricots,cont added sugar/oth sweetnigmatter/spirit otw prepara	200	3 720	1 492	8 012
2008601000	Cherries,cont added sugar/oth sweetnigmatter/spirit otw prepara	16 568	419 353	40 986	1 137 084
2008701000	Peaches,cont added sugar/oth sweetningmatter/spirit otw prepara	24 282	200 515	7 885	279 686

I.3. IM POR M ENURUT KOM ODITI / IM PORT BY HS COM M ODITY
***** NOVEM BER / NOVEM BER 2014 *****

H S	Uraian Komoditi Commodity Description	Berat Bersih / Net Weight (Kg)		Nilai / Value C.I.F (US\$)	
		Bulan ini Current Month	Kumulatif Cum.Jan. to date	Bulan ini Current Month	Kumulatif Cum.Jan. to date
2008709000	Peaches, no sugar/oth sweetningmatter/ spirit otw prepared/pres	10	14 846	171	44 303
2008801000	Strawberrie,cont added sugar/oth sweetmatter/ spirit otw prepare	2 444	10 378	13 869	45 439
2008930000	Cranberries, otherwise prep/preserved,whether or not containing	0	510	0	2 041
2008971000	Mixture of stem,root&oth edible partofplant not incl fruit/nut,otw	0	22 539	0	38 979
2008972000	Mxtre oth of stem,root&oth edible partofplant notincl fruit/nut,ot	0	309 848	0	454 334
2008979000	Oth mixtures othwise prep./ preserved	3 849	83 112	7 159	177 015
2008991000	Lychees, othwise prepared or preserved	170 557	1 732 661	200 177	1 527 595
2008992000	Longans, othwise prepared or preserved	17 899	120 442	34 051	236 963
2008993000	Stem,root&oth.edible part of plant notinc friuts or nuts, otw prep/	32 000	474 630	36 800	785 479
2008994000	Othwise prepared or preserved,added sugar/sweetening matter o	23 781	261 740	24 399	1 019 030
2008999000	Othwise prepared or preserved, notadded sugar/sweetening matt	35 176	306 287	49 532	522 986
2009110000	Orange juice, frozen	1 175 786	6 918 972	1 675 556	12 694 368
2009120000	Orange juice, not frozen, of a brixvalue not exceeding 20	236 522	2 911 618	240 768	2 951 770
2009190000	Other orange juice	4 169	155 327	22 726	538 756
2009210000	Grapefruit (including pomelo) juice,of a brix value not exceeding 2	0	39 122	0	34 413
2009290000	Other grapefruit juice	34 004	165 777	158 796	896 453
2009310000	Juice of any other single citrusfruit, of a brix value not exceeding 2	1 657	43 186	1 283	76 800
2009390000	Other juice of any other single citrusfruit	2 576	101 077	4 945	535 156
2009410000	Pineapple juice, of a brix value notexceeding 20	0	46 738	0	54 545
2009490000	Other pineapple juice	288	80 324	408	245 849
2009500000	Tomato juice	7 463	218 709	8 351	169 346
2009610000	Grape juice (including grape must),of a brix value not exceeding 20	126 600	1 057 174	262 719	2 184 292
2009690000	Other grape juice	24 056	374 564	75 486	1 142 540
2009710000	Apple juice, of a brix value notexceeding 20	37 669	186 225	58 918	258 553
2009790000	Other apple juice	56 222	700 177	118 797	1 239 098
2009819000	Cranberry juice not for infant use	23 575	124 484	31 089	651 673
2009891000	Blackcurrant juice	185	37 550	3 099	195 762
2009899100	Oth juice of any oth single fruit /vegetables for infant use	0	1 561	0	6 238
2009899900	Oth juice of any oth single fruit /vegetables not for infant use	40 048	633 265	83 859	1 100 594
2009901000	Mixtures of juices for instant use	0	1 175	0	5 028
2009909000	Mixtures of juices not for instant use	63 655	1 086 286	160 875	2 356 143
2101111000	Instant coffee	575 924	8 677 261	3 080 254	54 961 967
2101119000	Extracts, essences and concentratesoth than coffee	55 094	363 320	318 716	2 213 101
2101129000	Prep w/ basis extrct,esenc/ conctrts/ w/basis coffee,oth thn mxtr i	731 126	4 627 771	5 121 794	32 228 797
2101201000	Tea preprtn consisting of a mixtureof tea, milk powder and sugar	20 056	184 047	86 002	840 020
2101209000	Oth extract,essence,concentrate, of teaor mate & prep. milk powc	62 317	1 620 773	504 839	12 482 819
2101300000	Roasted chicory&oth.roasted coffee substitute,extract,essence&cc	227	1 273	2 187	12 796
2102100000	Active yeasts	216 100	2 826 800	551 326	7 493 130
2102200000	Inactive yeasts; oth single-cell microorganisms, dead	282 154	5 103 866	231 086	6 025 795
2102300000	Prepared baking powders	380 210	4 276 108	1 875 615	12 810 996
2103100000	Soya sauce	1 966 301	12 598 898	1 687 596	11 123 204
2103200000	Tomato ketchup and other tomato sauces	40 870	581 499	63 864	966 224
2103300000	Mustard flour & meal & prepared mustard	2 714	90 755	12 797	373 566
2103901000	Chilli sauce	10 856	20 006	30 196	84 630
2103903000	Fish sauce	156 664	1 180 714	136 904	1 096 431
2103904000	Oth mixed condiments and mixedseasonings, including belachan	2 512	80 427	9 355	208 179
2103909000	Oth sauces and preparations therefor;mustard flour & meal & pre	1 283 721	12 282 397	3 321 194	35 037 636
2104101100	Soups and broths & preparationtherefor containing meat for infan	0	3	0	71
2104101900	Soups and broths & preparationtherefor cont meat not for infant u	0	86 414	0	283 623
2104109100	Soups and broths & preparationtherefor not cont meat for infant u	0	10 000	0	333 001
2104109900	Soups and broths & preparationtherfor not cont meat notfor infan	38 253	490 645	101 177	1 605 743
2104201100	Homogenised composite food prepartion,containing meat for infa	0	2 593	0	23 040
2104201900	Homogenised composite food prepartion,containing meat not for	166	311	1 101	5 354
2104209100	Homogenised composite food prepartion,not containing meat for	3 904	12 893	33 853	113 498
2104209900	Homogenised composite food prepartion,not containing meat not	0	20 969	0	68 419
2105000000	Ice cream and other edible ice, whether or not containing cocoa	382 361	4 405 284	1 114 138	11 711 551
2106100000	Protein concentrates and texturedprotein substances	682 264	10 223 629	1 546 365	22 158 400
2106901000	Dried bean curd and bean curd sticks	6 125	101 033	13 579	209 488
2106902000	Flavoured or colored syrups	235 633	1 633 538	514 030	4 084 014
2106903000	Non-dairy creamer	5 396 463	67 038 089	11 958 420	134 832 159
2106904100	Autolysed yeast preparations in powderform	68 041	1 395 696	381 076	11 455 431
2106904900	Autolysed yeast preparations not in powder form	63 799	710 215	275 284	2 485 040
2106905100	Non-alcoholic prep of raw material forthe manufact of composite	46 968	305 172	158 125	1 926 169
2106905200	Non-alcoholic composite concentrts forsimple dilution w/ water tc	324 923	2 845 826	4 323 283	33 980 914

I.3. IM POR M ENURUT KOM ODITI / IM PORT BY HS COM M ODITY
***** NOVEM BER / NOVEM BER 2014 *****

H S	Uraian Komoditi Commodity Description	Berat Bersih / Net Weight (Kg)		Nilai / Value C.I.F (US\$)	
		Bulan ini Current Month	Kumulatif Cum.Jan. to date	Bulan ini Current Month	Kumulatif Cum.Jan. to date
2106905300	Ginseng based products	811	17 508	19 000	351 519
2106905900	Other non-alcoholic preparations use formaking / manufacturing t	266 891	5 786 342	1 211 524	35 286 236
2106907000	Food supplements	549 692	6 500 117	8 823 455	104 637 274
2106908000	Fortificant premixes	132 454	1 371 303	262 395	4 375 194
2106909100	Oth mixtures of chemicals/ oth substancesof a kind used for food p	81 007	1 388 235	107 281	1 958 601
2106909200	Ginseng based preparations	0	68 711	0	590 445
2106909300	Foods preparations for lactase deficientinfants	0	150	0	2 238
2106909400	Other food preparations for infant use	16 000	469 162	117 016	5 452 332
2106909600	Other medical foods	33 102	118 693	380 146	1 660 887
2106909800	Other flavouring preparations	95 519	1 554 902	756 904	11 207 074
2106909910	Tempeh	0	6	0	4 347
2106909990	Other food preparations not elsewherespecified or included	745 960	12 423 110	4 377 514	74 894 856
2201100010	Mineral waters	603 932	2 738 886	539 520	2 087 435
2201100020	Aerated waters	206	4 820	732	9 413
2201909010	Demineralized waters	0	0	0	0
2201909090	Other waters not containing added sugaror oth sweetening matte	183	279	465	2 691
2202101000	Sparkling mineral waters and aeratedwaters, flavoured	163 172	772 140	91 900	688 811
2202109000	Other waters, containing added sugar/ oth sweetening or flavoure	5 602 077	47 431 610	2 964 264	27 986 116
2202901000	Flavoured uht milk drinks	35 361	1 397 294	70 236	2 013 776
2202902000	Soya milk drinks	902 955	9 673 268	582 281	6 467 164
2202903000	Oth non-aerated beverage ready forimmediate consumption with	2 778 670	26 325 560	3 326 172	30 909 247
2202909000	Oth non-alcoholic beverages, excludingfruit or vegetable juices	2 720 457	39 517 187	2 459 560	24 249 348
2203001000	Beer made from malt, Stout and porter	0	1 336	0	7 598
2203009000	Other beer made from malt,including ale	47 306	312 335	92 937	656 524
2204100000	Sparkling wine	3 086	16 049	40 244	192 894
2204211100	Wine, in containers <= 2 l, alcoholicstrength by volume <= 15%	9 000	86 757	102 123	655 240
2204212100	Grape must,in container <=2 l,alcoholicstrength by volume <= 15%	4 596	34 430	42 171	323 415
2204212200	Grape must,in container <=2 l,alcoholicstrength by volume > 15%	0	380	0	2 449
2204291100	Wine, in containers > 2 l, alcoholicstrength by volume <= 15%	0	80 300	0	266 548
2204291300	Wine, in containers > 2 l, alcoholicstrength by volume > 15% & <=	0	9	0	174
2204301000	Other grape must, alcoholic strength byvolume <= 15%	10 476	169 571	108 033	1 019 509
2205101000	Vermouth & oth wine, in container <=2 l,alcoholic strength by volu	16	4 165	147	26 482
2205102000	Vermouth & oth wine,in container <=2 l,alcoholic strength by volu	0	0	0	0
2206002000	Sake (rice wine)	3 749	20 349	12 187	67 607
2207100000	Undenatured ethylalcohol of alcoholic	467	1 249 872	2 420	453 791
2207201100	Ethyl alcohol of an alcoholic strength	1 729	27 124	2 670	43 846
2207201900	Oth denatured ethyl alcohol, including	0	621	0	8 389
2207209000	Other ethyl alcohol and other spirits	0	8	0	143
2208205000	Brandy	1 279	9 611	10 756	54 882
2208209000	Other spirits obtained by distilling	7 854	68 310	99 399	794 279
2208300000	Whiskies	47 008	379 443	590 135	5 182 805
2208400000	Rum & oth spirit obtained by	7 718	29 887	43 363	194 620
2208500000	Gin & geneva	8 339	46 540	88 581	383 031
2208600000	Vodka	7 959	79 199	73 622	684 623
2208700000	Liqueurs & cordials	2 499	39 166	39 003	389 944
2208908000	Bitters & similar beverages of analcoholic strength by volume > 57	118	118	1 167	1 167
2208909000	Other spirituous beverages	1 915	21 651	21 204	182 262
2209000000	Vinegar and substitutes for vinegarobtained from acetic acid	29 362	547 518	65 117	841 109
2301100000	Flours, meals & pellets, of meat / meatoffal; greaves	5 491 224	60 975 136	4 594 639	48 701 658
2301201000	Flours,meal&pellet,of fish w/ a proteincontent weight <60%/ crust	2 343 910	15 493 040	2 228 661	14 430 385
2301202000	Flours,meal&pellet,of fish w/ a proteincontent weight >=60%/ cru:	2 207 560	19 313 191	3 243 441	26 693 007
2301209000	Oth flours,meals&pellets unfit for humanconsumpsion	3 163 620	34 810 415	3 332 828	37 816 365
2302100000	Bran, sharps and other residues of maize(corn)	382 019	2 002 485	348 235	1 792 434
2302300000	Bran, sharps and other residues of wheat	274 808	3 518 497	110 054	1 419 513
2302500000	Bran, sharps and other residues ofleguminous plants	75 000	6 028 520	45 679	1 958 521
2303101000	Residues of starch manufacture of manioc(cassava) or sago	0	42 508	0	95 947
2303109000	Other residues of starch and similarresidues	10 439 181	253 880 882	7 877 613	211 902 570
2303300000	Brewing or distilling dregs and waste	29 564 791	262 879 228	6 934 903	80 417 139
2304001000	Defalted soya been flour, fit for humanconsumpsion	135 000	5 022 407	88 462	3 790 240
2304009000	Oil-cake&other solid residues, fromextraction of soyabean oil	333 491 375	3 611 588 746	168 581 793	2 087 156 848
2306300000	Oil-cake and other solid residues ofsunflower seeds	113 205	199 614	34 190	81 709
2306411000	Oil-cake and other solid residues of lowerucic acid rape seeds	656 200	8 507 715	230 319	2 584 872
2306412000	Oil-cake and other solid residues of lowerucic acid colza seeds	205 428	804 329	74 048	321 954
2306491000	Oil-cake and other solid residues of othrape seeds	7 423 782	127 989 632	1 965 677	36 246 442

I.3. IM POR M ENURUT KOM ODITI / IM PORT BY HS COM M ODITY
***** NOVEM BER / NOVEM BER 2014 *****

H S	Uraian Komoditi Commodity Description	Berat Bersih / Net Weight (Kg)		Nilai / Value C.I.F (US\$)	
		Bulan ini Current Month	Kumulatif Cum.Jan. to date	Bulan ini Current Month	Kumulatif Cum.Jan. to date
2306492000	Oil-cake and other solid residues of othcolza seeds	0	1 165 366	0	318 648
2306500000	Oil-cake and other solid residues ofcoconut/copra	105 000	1 189 500	6 846	79 689
2306600000	Oil-cake and other solid residues ofpalm nuts or kernels	10	10	697	697
2306901000	Oil-cake and other solid residues ofmaize (corn) germ	2 501 767	22 031 393	1 609 067	17 221 405
2306909000	Other oil-cake and other solid residues	1 584 000	17 383 597	303 004	3 643 504
2308000000	Vegetable materials and waste, residuesof a kind used in animal fe	0	600 491	0	353 533
2309101000	Dog or cat food, put up for retail sale,containing meat	2 092 081	22 983 907	2 243 050	25 464 351
2309109000	Dog or cat food, put up for retail sale,not containing meat	1 249 967	10 523 185	1 780 205	15 273 564
2309901100	Complete feed of a kind suitable forpoultry	42 300	2 287 756	33 290	1 423 908
2309901200	Complete feed of a kind suitable forswine	2 765 848	34 524 618	1 342 669	16 545 462
2309901300	Complete feed of a kind suitable forprawns	71 285	1 993 960	55 589	2 450 682
2309901400	Complete feed of a kind suitable forprimates	0	57 441	0	60 459
2309901900	Other complete feed	351 213	2 210 242	476 543	2 695 784
2309902000	Premixes, feed supplements and feedadditives for animal	2 470 195	37 709 107	7 786 096	115 694 245
2309903000	Other preparations of a kind used inanimal feeding, containing me	25 582 392	281 993 705	16 952 714	186 636 982
2309909000	Other preparations of a kind used inanimal feeding, not containinç	17 964 659	179 254 078	15 109 180	145 576 000
2401101000	Virginia tobacco, not stemmed/ stripped,flue-cured	134 828	10 415 389	1 886 436	60 877 079
2401104000	Burley tobacco, not stemmed/ stripped	0	1 466 531	0	6 322 376
2401105000	Oth tobacco, not stemmed/ stripped,flue-cured	30 338	1 367 137	83 439	6 827 026
2401109000	Oth tobacco, not stemmed/ stripped, notflue-cured	2 189 606	18 925 246	13 522 715	118 502 621
2401201000	Virginia tobacco, partly or whollystemmed/ stripped,flue-cured	2 286 569	30 393 216	17 396 287	180 959 235
2401202000	Virginia tobacco, partly or whollystemmed/ stripped,not flue-curec	92 040	504 862	406 260	2 456 964
2401203000	Oriental tobacco, partly or whollystemmed/ stripped	940 681	10 295 479	6 028 713	72 001 112
2401204000	Burley tobacco, partly or wholly stemmed/ stripped	576 344	4 377 844	3 470 101	29 469 997
2401205000	Oth tobacco, partly or wholly stemmed/ stripped, flue-cured	2 028	57 676	179 036	6 928 020
2401209000	Oth tobacco, partly or wholly stemmed/ stripped,not flue-cured	173 663	7 349 106	927 431	49 313 762
2401301000	Tobacco stems	868 870	4 763 995	934 301	5 432 698
2401309000	Other tobacco refuse	187 089	1 616 671	162 013	1 956 478
2402100000	Cgars, cheroots and cigarillos,containing tobacco	11 442	93 564	160 272	1 409 316
2402201000	Beedies	0	764	0	24 527
2402202000	Clove cigarettes	0	1 099	0	55 900
2402209000	Other cigarettes containing tobacco	74 609	606 228	2 608 006	14 903 392
2402902000	Cigarettes of tobacco substitutes	0	11 068	0	438 745
2403110000	Water pipa tobacco	0	27	0	1 581
2403191900	Not ang hoon, packed for retail sale	5	769	145	25 936
2403192000	Oth manufactured tobacco for themanufacture of cigarette	95 570	8 304 314	661 001	50 985 168
2403199000	Other smoking tobacco, whether or notcontaining tobacco substit	11 812	145 831	69 048	1 398 461
2403919000	Homogenised or reconstituted tobacco,packed not for retail sale	218 853	3 081 641	738 374	9 359 711
2403991000	Tobacco extracts and essences	0	751	0	5 319
2403995000	Chewing and sucking tobacco	20 000	20 000	6 000	6 000
2403999000	Oth manufactures tobacco & manufacturedtobacco substitutes	41 369	1 786 678	460 077	13 864 439
2501001000	Table salt	181	1 370	732	30 381
2501002000	Rock salt	1 269	12 946	8 802	69 559
2501009010	Oth salt cont. at least 94.7% sodiumchloride calculated on a dry ba	152 845 001	2 035 579 263	6 497 307	93 605 358
2501009090	Other salt and sea water	76 001	946 278	5 287	124 284
2502000000	Unroasted iron pyrites	50 000	266 000	17 250	102 990
2503000000	Sulphur of all kinds, oth than sublimed,precipitated and colloidal s	9 246 299	339 697 711	2 135 709	67 751 888
2504100000	Natural graphite, in powder or in flakes	1 267 661	10 370 337	439 751	3 880 120
2504900000	Natural graphite,not in powder nor inflakes	118 633	839 185	164 852	1 283 931
2505100000	Silica sands and quartz sands	3 609 362	40 477 651	747 493	6 066 190
2505900000	Other natural sands,whether/ not coloredother than metal-bearinç	53 414	12 979 765	117 489	2 086 164
2506100000	Quartz	476 142	5 113 511	77 228	909 980
2506200000	Quartzite	196 200	2 964 625	42 726	628 878
2507000000	Kaolin and other kaolinic clays,whetheror not calcined	10 232 782	111 714 813	3 199 018	34 469 194
2508100000	Bentonite	4 207 331	257 713 548	1 866 695	32 217 300
2508300000	Fire-clay	907 823	10 130 691	360 007	4 259 872
2508401000	Fuller's earth	3 047 513	17 314 034	849 267	4 358 324
2508409000	Other clays	6 521 295	59 684 731	2 072 208	24 455 080
2508500000	Andalusite, kyanite and sillimanite	69 923	1 491 547	38 387	800 123
2508600000	Mullite	343 525	3 214 794	151 515	1 219 563
2508700000	Chamotte or dinas earths	146 868	2 498 080	48 253	983 392
2509000000	Chalk	28 813	373 540	34 535	490 321
2510101000	Apatite, unground	80 620	849 085	110 511	1 169 037
2510109000	Oth natural calcium phosphates,naturalaluminium calcium phosphi	92 111 790	1 214 288 041	11 977 997	161 974 415

I.3. IM POR M ENURUT KOM ODITI / IM PORT BY HS COM M ODITY
***** NOVEM BER / NOVEM BER 2014 *****

H S	Uraian Komoditi Commodity Description	Berat Bersih / Net Weight (Kg)		Nilai / Value C.I.F (US\$)	
		Bulan ini Current Month	Kumulatif Cum.Jan. to date	Bulan ini Current Month	Kumulatif Cum.Jan. to date
2510209000	Oth natural calcium phosphates,naturalaluminium calcium phosph	10 056	385 776	12 946	884 957
2511100000	Natural barium sulphate (barytes)	868 148	96 016 291	255 243	18 921 927
2512000000	Sliceous fossil meals and similarsiliceous earths	283 732	4 528 933	160 170	2 869 691
2513100000	Pumice stone	223	93 262	1 756	233 995
2513200000	Emery, natural corundum, natural garnetand other natural abrasiv	1 876 314	17 769 772	449 276	6 757 313
2514000000	Slate, whether or not roughly trimmed ormerely cut	322 790	1 853 007	124 343	748 907
2515110000	Marble and travertine, crude or roughlytrimmed	619 251	5 291 768	130 621	935 901
2515121000	Marble and travertine, merely cut into blocks	3 133 486	31 885 139	920 466	9 715 522
2515122000	Marble and travertine, merely cut into slabs	3 266 574	32 578 591	1 574 192	15 476 029
2515200000	Ecaussine & other calcareous monumentalor building stone; alaba	0	40 761	0	2 550
2516110000	Granite, crude or roughly trimmed	26 000	27 538	4 616	8 716
2516121000	Granite, merely cut into blocks	597 960	10 736 549	166 590	2 682 959
2516122000	Granite, merely cut into slabs	1 270 645	12 363 984	485 655	4 744 880
2516201000	Sandstone,crude or roughly trimmed	0	478 022	0	84 554
2516202000	Sandstone,merely cut into blocks orslabs	10 287	190 657	8 403	99 715
2516900000	Other monumental or building stone	31 200	454 101	13 436	291 091
2517100000	Pebbles, gravel, broken/crushed stonewhether or not heat treatec	69 110 000	376 604 939	719 640	5 257 244
2517200000	Macadam of slag, dross or similarindustrial waste	2	19	57	718
2517300000	Tarred macadam	0	420	0	813
2517410000	Granules, chippings and powder of marble	534 106	2 554 238	87 167	417 565
2517490000	Granules, chippings & powder of stoneswhether or not heat treat	480 124	9 075 564	131 180	3 327 399
2518100000	Dolomite, not calcined or sintered	357 000	5 210 683	46 900	585 751
2518200000	Dolomite, calcined or sintered	2 117 220	24 040 736	294 819	3 275 131
2518300000	Dolomite, ramming mix	0	700 957	0	154 800
2519100000	Natural magnesium carbonate (magnesite)	523 417	2 452 718	160 664	821 361
2519901000	Fused magnesia; dead-burned magnesia	1 094 991	13 060 824	404 266	3 857 637
2519902000	Oth magnesium oxide, whether or not pure	2 740 202	43 803 275	1 360 279	18 081 914
2520100000	Gypsum, anhydrite	157 536 976	1 864 410 022	5 252 647	62 310 554
2520201000	Plasters, of a kind use suitable for usein dentistry	7	97 659	48	55 655
2520209000	Other plasters	4 523 039	30 461 388	516 818	4 850 634
2521000000	Limestone flux; limestone and othercalcareous stone of lime or ce	40 169 552	426 005 410	982 243	9 869 479
2522100000	Quicklime	4 031 988	47 124 362	450 779	5 401 401
2522200000	Slaked lime	1 328 789	33 848 384	255 147	5 069 751
2522300000	Hydraulic lime	80 021	441 619	14 614	105 713
2523101000	Cement clinkers, for white cement	0	38 507 598	0	2 046 085
2523109000	Other cement clinkers	246 272 000	1 904 948 934	12 684 092	98 522 733
2523210000	Portland cement, white cement, whetheror not artificially colore	0	122	0	2 812
2523291000	Portland cement, coloured cement	3 910 000	342 707 200	220 180	22 420 178
2523299000	Other portland cements	0	55 729 110	0	3 850 195
2523300000	Aluminous cement	0	488 893	0	504 206
2523900000	Other hydraulic cements	150 932 000	1 183 750 350	11 142 082	89 009 682
2524900000	Other asbestos	9 441 750	102 124 649	6 024 397	63 557 684
2525100000	Crude mica and mica rifted into sheetsor splittings	179	5 810	1 686	13 353
2525200000	Mica powder	223 623	2 630 165	530 920	4 043 364
2526100000	Natural steatite, not crushed, notpowdered	82 797	911 435	19 864	195 036
2526201000	Talc powder, crushed or powdered	11 165 065	90 938 397	2 450 145	23 458 145
2526209000	Oth natural steative, crushed/powdered	1 031 870	3 033 654	237 352	1 159 835
2528000000	Natural borates and concentrates;naturalboric acid containing < 8%	120 000	1 689 381	79 560	1 078 463
2529100000	Feldspar	27 347 188	331 014 114	2 309 081	26 243 213
2529210000	Fluorspar, containing by weight 97% orless of calcium fluoride	1 211 878	6 103 799	306 542	1 626 119
2529220000	Fluorspar, containing by weight morethan 97% of calcium fluoride	211 021	1 475 391	158 838	1 022 607
2529300000	Leucite; nepheline & nepheline syenite	317 171	2 876 033	114 412	1 002 791
2530100000	Vermiculite, perlite and chlorites,unexpanded	95 281	3 488 144	93 904	1 492 395
2530201000	Kieserite	15 944 935	169 310 603	2 805 742	29 676 881
2530202000	Epsomite	0	7	0	561
2530901000	Zirconium silicates of a kind used asopacifiers	483 816	9 318 661	627 500	3 878 812
2530909000	Other mineral substances not elsewherespecified or included	3 159 553	30 107 069	739 442	6 439 074
2601110000	Iron ores and concentrates, other thanroasted iron pyrites :non ag	410 753 000	3 447 930 278	32 464 606	330 805 365
2601120000	Iron ores and concentrates, other thanroasted iron pyrites :agglor	32 884 000	85 977 019	4 376 450	14 129 255
2601200000	Roasted iron pyrites	132	2 183 362	820	701 629
2602000000	Manganese ores & concentrates,includingferruginous manganese,	0	45 896 567	0	6 543 040
2603000000	Copper ores and concentrates	0	10 149 719	0	19 998 774
2604000000	Nickel ores and concentrates	0	1	0	1
2606000000	Aluminium ores and concentrates	0	390 213	0	265 564

I.3. IM POR M ENURUT KOM ODITI / IM PORT BY HS COM M ODITY
***** NOVEM BER / NOVEM BER 2014 *****

H S	Uraian Komoditi Commodity Description	Berat Bersih / Net Weight (Kg)		Nilai / Value C.I.F (US\$)	
		Bulan ini Current Month	Kumulatif Cum.Jan. to date	Bulan ini Current Month	Kumulatif Cum.Jan. to date
2607000000	Lead ores and concentrates	0	25 618	0	46 584
2608000000	Zinc ores and concentrates	0	5 436	0	81 079
2609000000	Tin ores and concentrates	840	725 018	24 698	1 916 361
2610000000	Chromium ores and concentrates	528 000	4 410 870	200 685	1 738 303
2611000000	Tungsten ores and concentrates	0	3 126	0	241 662
2613100000	Molybdenum ores and concentrates,roasted	0	7	0	4 560
2613900000	Molybdenum ores and concentrates, notroasted	0	1	0	182
2614001000	Titanium ores and concentrates, ilmeniteores and concentrates	0	69 068	0	95 026
2614009000	Titanium ores and concentrates, otherthan ilmenite ores & concer	478 000	4 837 333	436 150	4 820 346
2615100000	Zirconium ores and concentrates	938 798	8 960 601	1 110 628	11 314 837
2615900000	Niobium, tantalum or vanadium ores andconcentrates	2 124	285 939	22 435	641 417
2616900000	Precious metal ores other than silverores and concentrates	250	1 608	1 898	282 516
2617100000	Antimony ores and concentrates	6 069	59 482	33 414	379 107
2617900000	Other ores and concentrates.	18 770	232 790	10 470	121 231
2618000000	Granulated slag (slag sand)from themanufacture of iron or steel	0	38	0	448
2620290000	Slag,ash & residues cont mainly lead,not leaded gasoline sludges &	0	76	0	557
2620400000	Slag,ash & residues containing mainlyaluminium	0	454	0	1 878
2620991000	Slag & hardhead of tin	0	73	0	373
2620999000	Other slag, ash & residues,containingmetals, arsenic, or their com	71	272	484	1 769
2621900000	Seaweed ash (kelp)	0	21 000	0	25 477
2701110000	Anthracite	9 803 910	130 228 308	2 257 541	18 923 745
2701121000	Bituminous coal: coking coal	103 999 000	1 763 893 968	12 601 781	230 860 975
2701129000	Bituminous coal: not coking coal	48 000	31 007 877	22 033	5 177 953
2701190000	Other coal,whether or not pulverisedbut not agglomerated	45 342	55 982 174	20 131	8 928 984
2701200000	Briquettes,ovoids & similar solidfuels manufactured from coal	102 333	2 411 455	25 584	603 100
2702100000	Lignite, whether or not pulverised,but not agglomerated	0	85 398	0	90 834
2702200000	Agglomerated lignite	0	74 166	0	169 399
2703001000	Peat, whether or not compressed intobales, but not agglomerated	47 994	416 719	8 784	96 191
2704001000	Coke & semi-coke of coal	8 455 077	190 207 266	2 314 923	47 975 874
2704003000	Retort carbon	1 440 800	7 894 493	346 872	2 006 816
2705000000	Coal gas, water gas, producer gas andsimilar gases oth than petrol	0	5 262	0	32 313
2706000000	Tar distilled from coal,from lignite orfrom peat & other mineral tar	18 000	48 127 882	10 490	28 142 805
2707200000	Toluol (toluene)	5 604	24 003	35 055	144 781
2707300000	Xylol (xylenes)	1 101	1 815 353	1 531	2 135 793
2707400000	Napthalene	126 520	1 761 403	207 173	2 627 157
2707500000	Oth aromatic hydrocarbon mix.of >= 65%by vol ,distils at 250.c, A&	518 923	20 992 727	756 359	26 662 734
2707910000	Creosote oils	255 180	1 541 243	179 486	1 138 502
2707991000	Carbon black feedstock	0	5 024	0	13 692
2707999000	Other products of the distilled of hightemperature coal tar	1 680 557	21 293 274	1 493 760	23 252 665
2708100000	Pitch	4 110 000	24 480 915	2 656 290	16 133 251
2709001000	Crude petroleum oil	1 341 148 074	14 648 636 829	949 040 540	12 115 645 496
2709009000	Other petroleum oil, crude	13 600	114 808	17 204	160 812
2710121100	Motor spirit, of RON 97 and above,leaded	0	890 647	0	16 493
2710121200	Motor spirit, of RON 97 and above,unleaded	0	18 578	0	80 992
2710121400	Motor spirit, of RON 90 and above, butbelow RON 97, unleaded	114 911 186	876 349 930	107 430 623	913 030 901
2710121500	Other motor spirit, leaded	1 459	1 459	1 164	1 164
2710121600	Other motor spirit, unleaded	1 279 290 108	12 682 426 862	1 176 687 306	12 914 556 904
2710122000	Aviation spirit, not of a kind used asjet fuel	196 040	2 305 383	438 964	5 133 810
2710124000	White spirit	1 545 613	10 575 757	1 659 739	12 023 667
2710125000	Low aromatic solvents containing byweight <= 1 % aromatic conte	2 723 531	29 020 050	3 560 967	43 158 258
2710126000	Other solvent spirits	148	6 651	4 405	53 017
2710127000	Naphtha, reformate and oth preparationsof a kind used for bledin	117 530 029	1 334 987 453	91 386 456	1 263 757 274
2710128000	Other Alfa olefins	0	78 824	0	207 330
2710129000	Other petroleum oil, light oil & otherthan crude	508 494	12 880 563	687 513	17 591 775
2710192000	Topped crudes	1 692 130	11 984 400	2 314 813	17 738 519
2710193000	Carbon black feedstock	10 797	70 622 170	202 460	39 797 290
2710194100	Lubricating oil basestock	18 184 634	204 794 630	19 090 514	232 324 312
2710194200	Lubricating oils for aircraft engines	21 125	3 644 047	56 958	7 189 314
2710194300	Other lubricating oils	11 027 355	117 419 189	21 503 680	245 507 294
2710194400	Lubricating greases	1 091 955	11 428 793	2 758 687	43 492 150
2710195000	Hydraulic brake fluid	25	65 693	166	143 537
2710196000	Transformer and circuit breakers oils	272 819	12 842 974	382 178	18 780 153
2710197100	Automotive diesel fuel	703 879 276	6 386 695 132	551 054 201	5 582 454 217
2710197200	Other diesel fuel	155 511 716	2 281 293 668	116 873 178	2 016 128 009

I.3. IM POR M ENURUT KOM ODITI / IM PORT BY HS COM M ODITY
***** NOVEM BER / NOVEM BER 2014 *****

H S	Uraian Komoditi Commodity Description	Berat Bersih / Net Weight (Kg)		Nilai / Value C.I.F (US\$)	
		Bulan ini Current Month	Kumulatif Cum.Jan. to date	Bulan ini Current Month	Kumulatif Cum.Jan. to date
2710197900	Other fuel oils	60 358 052	369 701 969	33 308 675	229 680 406
2710198100	Aviation turbine fuel (jet fuel) havinga flash point of 23-c or more	0	4 243	0	1 250
2710198200	Aviation turbine fuel (jet fuel) havinga flash point of less than 23-c	69 833 978	722 145 923	68 330 371	762 647 147
2710198910	Normal paraffin	12 431 764	112 224 636	13 512 362	139 081 952
2710198990	Other medium oils and preparations	353 783	11 460 822	566 256	4 107 323
2710199000	Other of diesel fuel, fuel oils	4 219 405	42 580 476	7 377 188	68 670 129
2710200000	Petroleum oils and obtained frombituminous minerals(oth then cr	0	5 005	0	21 270
2710910000	Waste oil, containing PCBs, PCTs or PBBs	670	3 834	9 461	67 242
2710990000	Other waste oils	0	13 601	0	21 374
2711120000	Liquid propane	167 245 149	1 508 761 437	112 051 314	1 308 225 197
2711130000	Liquid butanes	188 341 594	1 718 619 513	125 205 434	1 494 799 598
2711141000	Liquid ethylene	3 310	573 492	23 325	1 495 657
2711149000	Liquid propylene, butylene & butadiene	752	55 874	811	368 045
2711190000	Other liquid petroleum gas	0	5 010 226	0	5 526 429
2711219000	Natural gas in gaseous state not kindused as a motor fuel	112	223	1 263	1 843
2711290000	Oth natural gas in gaseous state	926	23 598	80 309	570 584
2712100000	Petroleum jelly	268 797	2 953 305	614 982	6 439 029
2712200000	Paraffin wax containing by weight < 0.75% of oil	1 001 915	9 854 483	1 095 016	12 147 375
2712901000	Other paraffin wax containing by weight>= 0.75% of oil	457 606	10 150 455	711 981	14 993 616
2712909000	Microcrystalline petroleum wax, slackwax, ozokerite, lignite wax, p	291 666	2 583 136	962 801	8 610 631
2713110000	Petroleum coke, not calcined	4 700 801	48 004 801	634 608	20 656 493
2713120000	Petroleum coke, calcined	280 666	38 244 313	185 191	19 070 068
2713200000	Petroleum bitumen	108 438 246	810 338 660	61 647 155	475 077 519
2714100000	Bituminous or oil shale and tar sands	15	19 581	116	10 663
2714900000	Asphalites and asphaltic rocks	3 992 802	27 619 746	2 416 072	16 710 951
2715000000	Bituminous mix. based on natural asphalt on natural bitumen, on p	2 009 361	10 510 923	1 549 175	9 179 093
2716000000	Electrical energy	2	3 452	39 610	242 621
2801100000	Chlorine	84 635	1 676 689	57 375	963 432
2801200000	Iodine	14 047	44 809	267 142	819 259
2801300000	Fluorine; bromine	4 637	56 718	130 145	2 841 633
2802000000	Sulphur, sublimed or precipitated,colloidal sulphur	26 315 641	215 596 150	5 931 136	47 187 664
2803002000	Acetylene black	336 397	4 342 950	818 025	11 685 806
2803004010	Rubber grade of other carbon black	10 571 473	135 348 837	11 503 429	146 735 640
2803004090	Other rubber grade of other carbon black	321 721	2 917 866	396 148	3 905 821
2803009000	Other acetylene black of other carbon	3 118 384	41 421 710	4 414 605	56 813 735
2804100000	Hydrogen	180 753	1 918 776	63 595	658 631
2804210000	Argon	1 128 388	7 703 665	745 205	6 394 119
2804290000	Other rare gases	281 772	1 568 658	327 848	3 482 182
2804300000	Nitrogen	707 641	8 894 341	145 941	2 088 815
2804400000	Oxygen	402 984	6 232 064	130 576	1 608 524
2804500000	Boron; tellurium	506	18 462	1 865	44 066
2804610000	Silicon, containing by weight >= 99.99%	9 160	133 723	1 086 045	16 132 947
2804690000	Silicon, containing by weight < 99.99%	1 153 329	14 162 359	2 609 800	31 312 841
2804700000	Phosphorus	19 677	194 947	802 915	3 938 726
2804800000	Arsenic	0	106 004	0	132 248
2804900000	Selenium	6 637	43 413	151 807	971 471
2805110000	Sodium	265 804	1 535 533	525 145	2 707 529
2805120000	Calcium	30 709	251 860	159 059	1 066 775
2805190000	Other alkali or alkaline-earth metals	54 224	1 080 317	1 111 237	13 185 088
2805300000	Rare-earth metals, scandium & yttriumwhether or not intermixed	1 818	9 675	11 400	76 728
2805400000	Mercury	17	696	4 790	111 206
2806100000	Hydrogen chloride (hydrochloric acid)	147 111	7 016 717	45 666	1 575 351
2806200000	Chlorosulphuric acid	0	40	0	498
2807000000	Sulphuric acid; oleum.	22 526 815	362 314 186	971 308	11 331 149
2808000000	Nitric acid; sulphonitric acids	878 206	13 547 092	460 955	6 097 406
2809100000	Diphosphorus pentaoxide	766	59 576	12 114	104 645
2809203100	Hypophosphoric acids, food grade	437 833	3 878 132	394 820	3 619 523
2809203900	Phosphoric acids, hypophoric acids,except Hypophosphoric acids; i	1 842 215	26 591 396	1 570 444	23 554 228
2809209100	Hypophosphoric acids, not food grade	40 817	337 586	54 804	478 648
2809209900	Phosphoric acids, hypophoric acids,except Hypophosphoric acids; i	163 880	140 839 376	135 805	102 977 015
2810000000	Oxide of boron; boric acids	390 115	4 256 249	318 796	3 807 057
2811110000	Hydrogen fluoride (hydrofluoric acid)	58 441	1 263 234	52 291	1 309 080
2811191000	Arsenic acid	895	20 541	4 915	74 228
2811199010	Sulphamic acid	80 027	4 492 421	88 313	2 652 036

I.3. IM POR M ENURUT KOM ODITI / IM PORT BY HS COM M ODITY
***** NOVEM BER / NOVEM BER 2014 *****

H S	Uraian Komoditi Commodity Description	Berat Bersih / Net Weight (Kg)		Nilai / Value C.I.F (US\$)	
		Bulan ini Current Month	Kumulatif Cum.Jan. to date	Bulan ini Current Month	Kumulatif Cum.Jan. to date
2811199090	Other inorganic acids, exept sulphamicacid, Arsenic acid and hydr	48	87 886	7 199	479 776
2811210000	Carbon dioxide	914 327	9 890 976	377 641	3 944 593
2811221000	Slica powder	3 970 411	37 999 433	3 548 831	33 360 863
2811229000	Other Silicon powder	1 992 197	15 959 123	1 853 316	16 039 038
2811291000	Diarsenic pentaoxide	0	6	0	675
2811292000	Sulphur dioxide	25 411	82 796	32 957	162 793
2811299000	Other inorganic oxygen compounds of nonmetals	87 220	1 069 651	158 352	2 718 588
2812100000	Chlorides and chloride oxides	110 100	1 176 395	203 220	2 210 749
2812900000	Other halides and halide oxides ofnon metals	3 411	42 767	351 796	2 797 671
2813100000	Carbon disulphide	461 170	8 953 904	345 878	7 321 003
2813900000	Other sulphides of non-metal	0	6 331	0	306 542
2814100000	Anhydrous ammonia	23 912	59 093 505	33 561	32 273 384
2814200000	Ammonia in aqueous solution	7 101	120 783	33 370	295 939
2815110000	Sodium hydroxide (caustic soda), solid	5 446 887	32 424 099	2 465 980	15 845 356
2815120000	Sodium hydroxide (caustic soda),in aqueous solution(lye or liquid s	7 531 626	12 986 135	1 860 191	3 542 533
2815200000	Potassium hydroxide (caustic potash)	1 362 341	15 593 505	1 469 348	16 204 271
2815300000	Peroxides of sodium or potassium	154 009	195 346	78 661	330 064
2816100000	Hydroxide and peroxide of magnesium	103 682	1 205 871	267 647	2 240 826
2816400000	Oxides, hydroxides & peroxides,of strontium or barium	17 228	250 019	88 352	1 145 955
2817001000	Zinc oxide	853 299	9 298 122	1 694 391	18 085 174
2817002000	Zinc peroxide	129 274	443 463	288 471	1 117 535
2818100000	Artificial corundum, whether or notchemically defined	494 268	4 609 290	355 729	3 720 711
2818200000	Aluminium oxide, other than artificialcorundum	27 147 353	516 347 339	10 542 997	181 926 600
2818300000	Aluminium hydroxide	17 808 812	118 166 616	4 743 493	35 458 179
2819100000	Chromium trioxide	44 701	641 319	160 851	2 606 650
2819900000	Other chromium oxides and hidroxides	46 652	419 128	264 933	2 195 581
2820100000	Manganese dioxide	1 962 375	19 963 078	3 156 311	31 516 708
2820900000	Other manganese dioxide	161 408	1 699 774	179 645	1 732 824
2821100000	Iron oxides and hydroxides	770 047	9 064 032	1 246 815	14 161 908
2821200000	Earth colors containing >=70% by weightof combined iron evaluat	2 847	17 678	6 806	15 310
2822000000	Cobalt oxides and hydroxides, commercialcobalt oxides	18 294	194 082	297 142	3 276 720
2823000000	Titanium oxides	533 667	6 950 421	1 738 551	21 668 227
2824100000	Lead monoxide (litharge, massicot)	300	141 675	8 679	617 358
2824900000	Red lead and orange lead	1 817	48 854	2 750	142 203
2825100000	Hydrazine, hydroxylamine, and theirinorganic salt	96 200	965 577	373 335	3 622 744
2825200000	Lithium oxide and hydroxide	3 801	54 332	32 779	454 326
2825300000	Vanadium oxides and hydroxides	0	41 934	0	688 921
2825400000	Nickel oxides and hydroxides	21 294	231 933	286 424	3 042 207
2825500000	Copper oxides and hydroxides	136 013	999 847	748 602	6 330 417
2825600000	Germanium oxides and zirconium dioxide	5 357	76 814	113 292	1 719 248
2825700000	Molybdenum oxides and hydroxides	51	19 314	714	298 183
2825800000	Antimony oxides	101 568	800 387	824 791	6 383 014
2825900000	Other peroxides	16 534	270 738	133 555	1 583 870
2826120000	Fluorides of aluminium	7	30 279	412	54 244
2826190000	Other fluorides	86 110	1 154 786	79 512	990 513
2826300000	Sodium hexafluoroaluminate(synthetic cryolite)	23 700	210 503	17 595	122 807
2826900000	Other complex fluorine salt.	133 220	1 557 128	196 498	3 040 029
2827100000	Ammonium chloride	1 728 251	21 494 131	248 865	2 687 586
2827201000	Calcium chloride, commercial grades	712 631	9 387 686	164 313	2 466 568
2827209000	Calcium chloride, not commercial grades	549 132	6 344 655	153 539	2 016 033
2827310000	Other chlorides of magnesium	130 851	1 834 746	90 956	1 457 639
2827320000	Other chlorides of aluminium	2 211 623	20 099 159	888 048	7 891 409
2827350000	Other chlorides of nickel	10 261	152 862	75 654	933 744
2827391000	Other chlorides of barium or of cobalt	91	120 480	3 609	355 412
2827392000	Other chlorides of iron	121 859	661 755	72 871	502 047
2827399000	Other chlorides	260 958	3 191 168	358 086	3 672 599
2827410000	Chloride oxides & chloride hydroxides,of copper	4 998	89 524	23 250	588 223
2827490000	Other chloride oxides & chloridehydroxides	268 964	3 744 365	178 435	3 091 833
2827510000	Bromides of sodium or of potassium	87 016	788 343	273 956	2 063 629
2827590000	Other bromides of sodium or of potassium	45 939	577 321	193 737	1 161 060
2827600000	Iodides and iodide oxides	4 568	75 599	34 970	1 496 029
2828100000	Commercial calcium hypochlorite & othercalcium hypochlorites	399 491	2 071 565	447 312	2 148 149
2828901000	Sodium hypochlorite	961	134 192	584	64 266
2828909000	Other hypochlorite	110 893	1 638 789	129 373	1 673 208

I.3. IM POR M ENURUT KOM ODITI / IM PORT BY HS COM M ODITY
***** NOVEM BER / NOVEM BER 2014 *****

H S	Uraian Komoditi Commodity Description	Berat Bersih / Net Weight (Kg)		Nilai / Value C.I.F (US\$)	
		Bulan ini Current Month	Kumulatif Cum.Jan. to date	Bulan ini Current Month	Kumulatif Cum.Jan. to date
2829110000	Chlorates of sodium	791 500	10 532 224	627 216	7 809 114
2829190000	Other chlorates	201 255	2 960 710	288 909	3 668 537
2829901000	Sodium perchlorite	2	86 974	66	124 472
2829909000	Other perchlorites; bromates andperbromates: iodates and perioo	14 601	92 630	141 168	1 640 137
2830100000	Sodium sulphides	642 975	5 929 931	381 227	3 302 716
2830901000	Cadmium sulphide or zinc sulphide	18 000	174 135	13 410	244 982
2830909000	Polysulphides, whether or not chemically defined	50 514	150 839	73 263	509 877
2831100000	Dithionites and sulphyoxylates of sodium	505 241	8 116 953	760 313	11 757 671
2831900000	Other dithionites and sulphyoxylates	22 264	244 710	33 010	522 582
2832100000	Sodium sulphites	2 673 539	20 600 636	1 105 158	8 776 072
2832200000	Other sulphites	71 593	533 530	40 936	301 320
2832300000	Thiosulphates	17	647 361	420	309 755
2833110000	Disodium sulphate	24 672 094	215 056 793	2 970 773	26 201 250
2833190000	Other sodium sulphates	56 792	575 454	83 217	800 490
2833210000	Magnesium sulphate	9 339 088	68 106 781	1 392 809	10 464 034
2833221000	Aluminium sulphate :commercial grade	0	80 014	0	118 486
2833229000	Aluminium sulphate: not commercial grade	7 105	118 795	10 910	100 998
2833240000	Nickel sulphate	17 378	538 413	153 177	2 967 243
2833250000	Copper sulphate	1 004 235	14 607 433	2 084 041	30 640 111
2833270000	Barium sulphate	224 595	2 004 122	168 525	1 906 763
2833292000	Tribasic lead sulphate	45 625	1 106 287	139 905	1 512 269
2833293000	Other sulfat of chromium	148 500	4 194 443	136 147	2 510 676
2833299000	Other sulfat	931 588	9 066 741	533 070	5 458 689
2833300000	Alums	21 032	134 831	11 420	83 791
2833400000	Peroxosulphates (persulphates)	134 776	1 891 752	191 783	2 367 172
2834100000	Nitrites	273 702	2 678 520	118 591	1 304 977
2834210000	Potassium nitrates	94 069	2 357 577	75 214	2 035 237
2834291000	Nitrates of bismuth	0	66 286	0	181 946
2834299000	Other nitrates	196 522	2 456 969	158 404	3 226 184
2835100000	Phosphinates (hypophosphites)and phosphonates (phosphites)	686 439	1 539 777	543 663	3 719 046
2835220000	Phosphates of mono- or disodium	195 426	1 580 104	187 001	1 882 270
2835240000	Phosphates of potassium	811 650	5 776 988	1 288 723	10 441 754
2835251000	Calcium hydrogenothphosphate ("dicalciumphosphate"); feed gra	6 180 837	55 870 818	2 793 253	24 378 643
2835259000	Calcium hydrogenothphosphate ("dicalciumphosphate"); unfeed g	93 500	1 047 956	142 555	1 793 061
2835260000	Other phosphates of calcium	2 514 139	22 850 524	1 398 786	13 406 589
2835291000	Other phosphates of trinatrium	137 323	1 544 655	56 159	714 614
2835299000	Other phosphates	69 236	1 004 384	186 592	2 107 598
2835311000	Sodium triphosphate(sodium tripolyphosphate); food grade	345 000	2 539 256	411 694	3 290 457
2835319000	Sodium triphosphate(sodium tripolyphosphate); unfood grade	131 709	1 877 506	223 132	2 313 453
2835391000	Tetranatrium pirofosfat	151 063	1 275 942	273 772	2 412 046
2835399000	Other polyphospates	694 242	7 548 340	1 541 397	14 328 097
2836200000	Disodium carbonate	134 840 836	829 935 056	33 769 809	201 635 733
2836300000	Sodium hydrogencarbonate(sodium bicar bonate)	5 809 317	76 538 892	1 741 876	22 586 802
2836400000	Potassium carbonates	580 950	10 513 692	625 721	11 146 303
2836500010	Calcium carbonate; food orpharmaceutical grade	575 807	7 150 437	336 256	4 594 413
2836500090	Calcium carbonate; not food orpharmaceutical grade	3 613 347	52 438 017	1 463 283	20 168 353
2836600000	Barium carbonate	294 986	3 595 540	277 759	3 350 474
2836910000	Lithium carbonates	0	119 713	0	416 255
2836920000	Strontium carbonate	95 054	1 291 933	84 216	1 099 252
2836991000	Commercial ammonium carbonate	208 006	4 258 977	79 224	1 297 281
2836992000	Lead carbonates	0	50	0	879
2836999000	Other calcium carbonate	387 351	5 386 475	655 460	6 686 954
2837110000	Cyanides and cyanide oxides, of sodium	416 590	7 425 690	1 017 114	19 477 380
2837190000	Other cyanides and cyanide oxides	272	48 513	2 668	405 814
2837200000	Complex cyanides	0	70	0	18 087
2839110000	Sodium metasilicates	420 567	4 465 971	156 955	1 970 901
2839191000	Sodium silicates	1 718 147	40 936 494	508 689	11 640 320
2839199000	Other silicates of sodium; commerialalkali metal silicates	867 516	17 882 770	573 522	8 472 279
2839900000	Other silicates; commerial alkali metalsilicates	707 671	7 429 979	659 516	8 302 191
2840110000	Anhydrous; disodium tetraborate(refined borax)	0	161 986	0	159 754
2840190000	Other disodium tetraborate(refined borax)	1 113 542	68 803 034	670 787	37 840 541
2840200000	Other borates	0	544 436	0	915 978
2840300000	Peroxooborates (perborates)	0	21 493	0	69 831
2841300000	Sodium dichromate	62 154	381 042	85 636	596 926

I.3. IM POR M ENURUT KOM ODITI / IM PORT BY HS COM M ODITY
***** NOVEM BER / NOVEM BER 2014 *****

H S	Uraian Komoditi Commodity Description	Berat Bersih / Net Weight (Kg)		Nilai / Value C.I.F (US\$)	
		Bulan ini Current Month	Kumulatif Cum.Jan. to date	Bulan ini Current Month	Kumulatif Cum.Jan. to date
2841500000	Other chromates and dichromates,peroxochromates	15 108	79 026	70 830	377 757
2841610000	Potassium permanganate	11 428	219 292	18 000	550 296
2841690000	Other manganit, manganat	238	20 325	2 630	108 541
2841700000	Molybdates	2 507	49 664	41 249	562 997
2841800000	Tungstates (wolframates)	196	12 212	1 245	78 218
2841900000	Oth salts of oxometallic orperoxometallic acids	489 119	2 656 450	233 920	2 386 364
2842100000	Double/ complex silicates,includ aluminosilicates w.or not chemica	1 851 590	23 186 269	2 652 498	14 442 675
2842901000	Sodium arsenite	3	7 179	58	188 945
2842902000	Copper and/or chromium salts	1 031	9 039	1 152	35 249
2842903000	Oth fulminates, cyantates andthiocyanates	5 000	7 918	6 750	29 049
2842909000	Oth salts of inorganic acids/ peroxoacidincl aluminosilicates , oth t	140 102	1 130 374	265 882	3 245 398
2843100000	Colloidal precious metals	7 651	47 502	702 134	3 662 131
2843210000	Silver nitrate	3 538	22 049	176 456	793 369
2843290000	Other silver compounds	561	8 509	133 219	2 213 509
2843300000	Gold compounds	29	3 901	195 943	2 519 487
2843900000	Other amalgams and other compoundcolloidal precious metals	674	5 837	95 737	629 537
2844209000	Ceramics products & mixtures containinguranium enriched in u235	0	1 506	0	2 278
2844401100	Radium and its salts	2 050	4 428	144 800	353 077
2844401900	Other radioactive elements & isotopes & compounds, radioactive r	962	11 211	105 103	1 144 781
2844409000	Ceramic products & mixtures containingisotop or compound,radio	858	13 115	345 009	6 029 827
2845100000	Heavy water (deuterium oxide)	0	238	0	1 641
2845900000	Other isotops other than thoseheading 28.44	53	6 016	4 231	35 109
2846100000	Cerium compounds	4 083	48 901	14 256	592 305
2846900000	Other compounds, inorganic or organic of rare-earth metal	20 744	169 669	139 638	1 140 516
2847001000	Liquid hydrogen peroxide,whether or notsolidified with urea	2 692 920	18 375 006	1 000 840	7 687 594
2847009000	Other hydrogen peroxide, whether or notsolidified with urea othe	62 086	595 802	48 789	506 121
2848000000	Phosphides, whether or not chemicallydefined excluding ferropho	0	59 047	0	300 084
2849100000	Carbides, whether or not chemicallydefined of calcium	414 300	7 891 417	261 080	4 802 485
2849200000	Carbides, whether or not chemicallydefined of silicon	170 922	1 632 176	219 042	2 824 886
2849900000	Carbides, whether or not chemicallydefined of other material	6 540	1 305 870	227 959	2 206 148
2850000000	Hydrides, nitrides, azides, silicides and borides, oth then compoun	20 133	110 079	30 188	357 874
2852101000	Mercury sulphate whether chemicallydefined	13	484	2 606	74 382
2852109000	Inorganic or organic compoundsof mercury chemically defined	18	544	2 303	127 765
2852901000	Mercury tannates, not chemically defined	0	340	0	4 302
2852909000	Inorganic or organic compoundsof mercury not chemically definedc	765	10 597	4 189	78 374
2853000000	Other inorganic componds(incl distil/ conductivity water of simi	221	109 119	6 931	82 690
2901100000	Saturated acyclic hydrocarbons.	2 220 478	10 526 111	3 109 516	15 653 540
2901210000	Ethylene	50 817 466	577 415 108	74 491 346	830 261 097
2901220000	Propene (propylene)	18 122 895	228 004 251	22 839 472	309 079 663
2901230000	Butene (butylene) and isomers thereof	1 403 331	29 119 968	2 342 672	43 185 297
2901240000	Buta-1, 3-diene and isoprene	0	14 064 138	0	19 497 302
2901291000	Acetylene	10 654	146 404	16 835	188 472
2901299010	Linier alpha olefin	150 000	3 772 277	126 900	4 707 491
2901299090	Other acyclic hydrocarbons	1 707	210 204	36 659	971 611
2902110000	Cyclohexane	12 164	240 994	18 632	476 250
2902190000	Other cyclanes	188 842	2 542 485	448 831	5 624 461
2902200000	Benzene	14 060 664	154 826 792	15 841 665	203 277 553
2902300000	Toluene	11 296 392	105 643 302	12 081 737	122 280 746
2902410000	O-xylene	0	19 752 414	0	25 911 610
2902420000	M-xylene	0	7	0	1 315
2902430000	P-xylene	87 389 963	859 480 754	91 148 847	1 100 989 883
2902440000	Mixed xylene isomers	4 358 696	42 849 406	4 528 479	49 152 241
2902500000	Styrene	961 640	7 967 666	1 489 773	13 002 075
2902600000	Ethylbenzene	972	1 138	1 086	2 765
2902700000	Cumene	0	1 728 668	0	3 004 838
2902901000	Dodecylbenzene	0	182 507	0	395 175
2902902000	Alkylbenzenes	213	160 943	1 106	416 136
2902909000	Other cyclic hydrocarbons.	461 035	9 129 255	858 956	14 300 746
2903111000	Methyl chloride	113 499	856 629	119 060	992 571
2903120000	Dichloromethane (methylene chloride)	1 232 741	10 942 002	867 566	6 923 564
2903130000	Chloroform (trichloromethane)	2 284	33 339	8 508	208 051
2903150000	Ethylene dichloride (ISO)1,2-dichloroethane	0	1 413	0	21 629
2903191000	1,2-dichloroethane (ethylene dichloride) and dichlorobutates	0	3 133	0	13 997
2903199000	Other Saturated chlorinated derivativesof acyclic hydrocarbons	22 230	231 959	83 742	560 514

I.3. IM POR M ENURUT KOM ODITI / IM PORT BY HS COM M ODITY
***** NOVEM BER / NOVEM BER 2014 *****

H S	Uraian Komoditi Commodity Description	Berat Bersih / Net Weight (Kg)		Nilai / Value C.I.F (US\$)	
		Bulan ini Current Month	Kumulatif Cum.Jan. to date	Bulan ini Current Month	Kumulatif Cum.Jan. to date
2903210000	Vinyl chloride (chloroethylene)	18 035 486	110 372 800	16 197 930	104 300 879
2903220000	Trichloroethylene	150 445	1 766 900	177 766	1 859 737
2903230000	Tetrachloroethylene (perchloroethylene)	39 960	1 061 824	44 176	1 290 920
2903290000	Other unsaturated chlorinated derivatives of acyclic hydrocarbons	42 590	663 799	160 730	2 473 389
2903310000	Ethylene dibromide (iso)(1,2-dibromoethane)	0	43 149	0	147 135
2903391000	Methyl bromide	72 880	306 871	469 490	1 523 582
2903399000	Oth fluorinated, brominated/iodinated derivative of acyclic hydroc	88 150	1 039 008	195 410	2 597 560
2903710000	Chlorodifluoromethane	438 373	2 760 426	1 081 966	6 431 260
2903720000	Diclorotrifluoroethanes	0	144 458	0	885 937
2903730000	Diclorofluoroethanes	0	787 806	0	1 620 992
2903740000	Chlorodifluoroethanes	8 936	282 827	46 384	1 029 692
2903750000	Dicloropentafluoropropanes	2 181	50 916	74 015	677 741
2903770000	Other, perhalogenated only with fluorine and chlorine	0	67 691	0	134 157
2903780000	Other perhalogenated derivatives	72 221	138 661	65 093	225 882
2903790000	Oth halogenated derivatives of acyclic hydrocarbons cont. two/mc	0	6	0	1 440
2903810000	1, 2, 3, 4, 5, 6-hexachlorocyclohexane(HCH (ISO)), incl. lindane (ISC	0	343	0	1 274
2903890000	Other halogenated derivatives of cyclanic cyclenic/ cycloterpenic h	46 512	54 512	65 117	113 147
2903910000	Chlorobenzene, o-dichlorobenzene and p-dichlorobenzene	420 053	4 443 341	703 792	7 397 192
2903990000	Oth halogenated derivatives of aromatic hydrocarbons	91 350	638 622	126 600	1 712 869
2904100000	Derivatives containing only sulphogroups their salts and ethyl este	243 469	5 231 625	420 680	9 988 214
2904201000	Trinitrotoluene	0	126 000	0	420 840
2904209000	Oth derivatives containing only nitro or only nitroso groups	1 334	18 159	27 200	70 823
2904900000	Oth sulphonated, nitrated or nitrosated derivatives of hydrocarbor	75 705	609 859	205 603	1 527 407
2905110000	Methanol (methyl alcohol)	29 801 945	526 151 604	12 337 253	177 984 135
2905120000	Propan-1-ol(propyl alcohol) & propan-2-ol (isopropyl alcohol)	2 047 761	23 725 407	2 726 386	32 786 793
2905130000	Butan-1-ol (n-butyl alcohol)	3 507 169	31 635 417	4 455 628	40 459 954
2905140000	Other butanols	569 379	6 259 631	802 271	8 087 647
2905160000	Octanol (octyl alcohol) and isomers thereof	3 519 416	32 711 172	5 224 136	49 205 531
2905170000	Dodecan-1-ol (lauryl alcohol), hexadecan-1-ol, and octadecan-1-ol	107 277	666 609	209 200	1 714 616
2905190000	Other saturated monohydric alcohols	692 545	5 791 675	918 787	9 144 306
2905220000	Acyclic terpene alcohols	67 399	1 309 607	535 694	9 981 000
2905290000	Other unsaturated monohydric alcohols	27 434	213 318	201 701	1 779 171
2905310000	Ethylene glycol (ethanediol)	34 448 064	437 304 117	34 329 764	465 705 762
2905320000	Propylene glycol (propane-1, 2- diol)	2 607 564	32 667 766	4 664 655	56 872 934
2905390000	Other diols	401 946	3 250 926	956 116	9 076 251
2905410000	2-ethyl-2-(hydroxymethyl) propane-1,3-(trimethylolpropane)	28 132	469 130	75 219	1 154 242
2905420000	Pentaerythritol	542 057	4 919 421	916 262	8 294 673
2905430000	Mannitol	1 861	300 014	19 843	1 552 559
2905440000	D-glucitol (sorbitol)	177 594	2 939 825	167 881	2 309 113
2905450000	Glycerol	290 525	2 304 238	304 989	3 203 259
2905490000	Other polyhydric alcohols	11 899	544 408	38 172	2 238 245
2905590000	Other halogenated, sulphonated, nitrated derivatives of acyclic alcc	29 251	305 862	208 561	1 799 172
2906110000	Menthol	46 982	1 054 332	782 292	23 369 222
2906120000	Cyclohexanol, methylcyclohexanols and dimethylcyclohexanols	0	1 856	0	13 887
2906130000	Sterols and inositols	24 360	242 278	345 714	4 603 618
2906190000	Other cyclanic, cyclenic/ cycloterpenic	48 309	456 035	459 640	7 562 689
2906210000	Benzyl alcohol	59 060	492 438	138 479	1 316 437
2906290000	Other aromatic	52 546	623 213	298 077	4 560 587
2907110000	Phenol (hydroxybenzene) and its salts	1 232 214	17 158 250	2 090 126	27 495 150
2907120000	Cresols and their salts	16 129	498 194	52 223	1 565 943
2907130000	Octylphenol, nonylphenol and their isomers, salts thereof	361 787	2 475 324	716 243	4 955 308
2907150000	Naphthols and their salts	11 430	165 844	22 422	530 236
2907190000	Other monophenols	143 007	1 140 142	506 571	4 121 181
2907210000	Resorcinol and its salts	33 278	383 913	181 789	2 079 944
2907220000	Hydroquinone (quinol) and its salts	27 642	449 817	244 673	3 666 383
2907230000	4,4-isopropylidenediphenol (bisphenol a, diphenylolpropane) and	88 474	526 842	191 731	985 837
2907291000	Phenol-alcohols	3 291	61 417	12 593	292 149
2907299000	Other polyphenols; phenol-alcohols	113 432	559 076	495 637	2 481 495
2908110000	Pentachlorophenol (ISO)	0	41	0	919
2908190000	Oth derivatives containing only halogen substituents and their salts	15 000	202 356	109 947	1 516 326
2908910000	Dinoseb (ISO) and its salts	0	179 416	0	723 590
2908920000	4,6-dinitro-o-cresol (DNOC (ISO) and its salts	0	31 549	0	156 950
2908990000	Oth halogenated, sulphonated, nitrated or nitrosated deriv. of phe	3 528	52 508	38 666	643 928
2909110000	Diethyl ether	0	17 933	0	87 626

I.3. IM POR M ENURUT KOM ODITI / IM PORT BY HS COM M ODITY
***** NOVEM BER / NOVEM BER 2014 *****

H S	Uraian Komoditi Commodity Description	Berat Bersih / Net Weight (Kg)		Nilai / Value C.I.F (US\$)	
		Bulan ini Current Month	Kumulatif Cum.Jan. to date	Bulan ini Current Month	Kumulatif Cum.Jan. to date
2909190000	Oth acyclic ethers and their halogenated, sulphonated, nitrated or	23 200	332 337	62 408	769 403
2909200000	Cyclanic, cyclenic or cycloterpenicethers & their halogenated,sulph	11 747	54 552	135 059	742 584
2909300000	Aromatic ethers & their halogenated,sulphonated, or nitrosated d	54 427	717 295	509 449	6 338 015
2909410000	2,2-oxydiethanol (diethylene glycol,digol)	242	1 026 649	1 630	1 266 575
2909430000	Monobutyl ethers of ethylene glycol orof diethylene glycol	1 078 505	16 175 598	1 613 134	24 079 933
2909440000	Other monoalkylethers of ethylene glycol or of diethylene glycol	154 852	4 852 303	305 444	9 588 439
2909490000	Other ether-alcohols, their halogenatedsulphonated, nitrated deri	565 479	6 241 174	1 706 975	18 812 792
2909500000	Ether-phenols, ether-alcohol-phenols & their halogenated, nitratec	8 050	238 473	269 127	4 002 657
2909600000	Alcohol peroxides, ether peroxides, ketone peroxides & their halo	116 296	1 468 364	283 277	4 682 589
2910100000	Oxirane (ethylene oxide)	0	79 760	0	375 989
2910200000	Methyloxirane (propylene oxide)	1	19 368 857	25	34 348 316
2910300000	1-chloro-2,3-epoxypropane(epichlorohydrin)	15 824	653 547	111 747	1 964 132
2910900000	Other epoxides, epoxyalcohols, epoxy phenols & their halogenatec	15 228	34 864	76 774	317 803
2911000000	Acetals & hemiacetals, whether or notwith other oxygen function	1 564	293 254	36 868	1 176 771
2912111000	Formalin	0	3 292	0	63 542
2912119000	Other methanal (formaldehyde)	0	424	0	30 098
2912120000	Ethanal (acetaldehyde)	52	8 106	1 404	352 258
2912191000	Butanal	57 475	470 099	159 487	2 540 001
2912199000	Other acyclic aldehydes without otheroxygen function	57 127	1 312 278	245 283	3 820 370
2912210000	Benzaldehyde	3 369	30 989	12 128	115 289
2912290000	Other cyclic aldehydes without otheroxygen function	141 823	1 293 875	1 199 512	10 562 036
2912410000	Vanillin (4-hydroxy-3-methoxybenzal-dehyde)	49 206	531 868	676 786	6 308 814
2912420000	Ethylvanillin (3-ethoxy-4-hydroxyben- zaldehyde)	14 840	231 725	228 506	3 673 864
2912490010	Aldehyde-alcohols	1 191	54 291	33 898	438 276
2912490090	Other aldehyde-ethers,aldehyde-phenols & aldehydes with other c	6 070	63 513	79 348	857 414
2912500000	Cyclic polymers of aldehydes	1 593	23 105	12 487	194 245
2912600000	Paraformaldehyde	735 501	8 237 052	667 065	8 068 936
2913000000	Halogenated,sulphonated,nitrated ornitrosated deriv. of products	0	39 670	0	56 081
2914110000	Acetone	213 854	15 629 808	288 020	18 968 322
2914120000	Butanone (methyl ethyl ketone)	4 485 273	27 354 407	6 770 912	40 103 325
2914130000	4-methylpentan-2-one (methyl isobuthylketone)	942	2 759 378	1 406	4 986 105
2914190000	Other acyclic ketones without otheroxygen function	17 865	167 344	105 561	984 155
2914220000	Cyclohexanone and methylcyclohexanones	455 671	3 100 552	932 286	6 518 069
2914230000	Ionones and methylionones	27 488	189 023	335 671	2 358 789
2914291000	Camphor	48 439	401 652	219 783	2 166 806
2914299000	Other cyclanic, cyclenic or cycloterpepic ketones without oth. o:	121 170	1 219 264	1 644 866	15 713 856
2914390000	Other aromatic ketones without otheroxygen function	17 876	322 840	63 124	1 502 604
2914400000	Ketone-alcohols and ketone-aldehydes	101 102	528 060	302 634	2 601 481
2914500000	Ketone-phenols & ketones without otheroxygen function	19 561	352 996	282 211	5 233 816
2914610000	Anthraquinone	20 000	40 312	194 800	373 862
2914690000	Other quinones	965	8 193	1 369	764 192
2914700000	Halogenated, sulphonated, nitrated ornitrosated derivatives	14 233	112 635	109 344	1 123 944
2915110000	Formic acid	378 824	3 175 675	264 731	2 686 449
2915120000	Salts of formic acid	361 528	2 445 230	168 854	1 337 298
2915130000	Esters of formic acid	31 273	207 428	100 620	696 902
2915210000	Acetic acid	6 199 351	102 661 590	3 495 569	58 592 166
2915240000	Acetic anhydride	17 430	129 684	30 622	234 346
2915291000	Sodium acetate; cobalt acetates	102 637	997 878	207 056	1 424 241
2915299000	Other acetic acid and its salts	132 312	1 994 737	197 962	7 414 958
2915310000	Ethyl acetate	743 548	21 880 318	849 302	22 608 059
2915320000	Vinyl acetate	3 586 611	41 987 063	4 724 725	52 857 349
2915330000	n-butyl acetate	367 404	4 647 957	445 209	5 797 093
2915360000	Dinoseb (iso) acetate	0	1 200	0	6 540
2915391000	Isobutyl acetate	25 848	277 960	91 607	1 098 804
2915392000	2-Ethoxyethyl acetate	0	27	0	642
2915399000	Other esters of acetic acid	2 231 530	14 498 081	4 060 312	29 933 124
2915400000	Mono-, di- or trichloroacetic acids,their salts and esters	156 004	2 728 628	163 116	2 812 394
2915500000	Propionic acids, its salts and esters	346 512	4 145 430	663 954	9 312 225
2915600000	Butanoic acids, pentanoic acids, theirsalts and esters	302 752	3 697 400	708 251	9 109 598
2915701000	Palmitic acid, its salts and esters	184 507	2 512 810	335 284	4 672 482
2915702000	Stearic acid	67 943	975 523	165 274	1 958 295
2915703000	Salts and esters of stearic acid	461 691	5 291 509	891 437	10 545 224
2915901000	Acetyl chloride	38 804	207 240	92 193	748 087
2915902000	Lauric acid, myristic acid, their saltsand esters	725 408	9 339 230	1 266 573	15 537 683

I.3. IM POR M ENURUT KOM ODITI / IM PORT BY HS COM M ODITY
***** NOVEM BER / NOVEM BER 2014 *****

H S	Uraian Komoditi Commodity Description	Berat Bersih / Net Weight (Kg)		Nilai / Value C.I.F (US\$)	
		Bulan ini Current Month	Kumulatif Cum.Jan. to date	Bulan ini Current Month	Kumulatif Cum.Jan. to date
2915909000	Oth saturated acyclic monocarboxylic acid and their anhydrides, ha	220 765	2 708 134	750 708	10 482 476
2916110000	Acrylic acid and its salts	880 984	7 469 239	1 703 014	14 455 383
2916120000	Esters of acrylic acid	2 017 922	25 458 718	3 430 748	47 053 165
2916130000	Methacrylic acid and its salts	104 524	1 178 338	286 730	3 099 583
2916141000	Methyl methacrylate	4 365 131	46 950 753	9 579 047	97 875 580
2916149000	Other esters of methacrylic acid	348 617	3 005 092	1 115 626	9 533 498
2916150000	Oleic, linoleic or linolenic acids, their salts and esters	69 636	709 002	174 083	1 740 131
2916160000	Binapacryl (ISO)	0	4	0	2 168
2916190000	Oth unsaturated acyclic monocarboxylic acids, their anhydrides, hal	201 474	2 146 922	1 330 550	10 832 001
2916200000	Cyclanic/ cycloterpenic, monocarbo acids, their anhyd, halid, peroxy	92 706	867 515	3 024 028	30 981 854
2916310000	Benzoic acid, its salts and esters	558 907	6 689 358	991 894	12 657 137
2916320000	Benzoyl peroxide and benzoyl chloride	150 519	1 011 619	242 231	1 873 764
2916340000	Phenylacetic acid and its salt	150	1 340	3 949	18 547
2916391000	2,4-dichlorophenyl acetic acid & its salts and esters	137 262	1 666 859	414 607	5 049 536
2916392000	Esters of phenylacetic acid	201	25 179	60 253	372 341
2916399000	Oth aromatic monocarboxylic acids, their anhyd, halide & peroxi, per	35 285	592 429	343 344	5 529 344
2917110000	Oxalic acid, its salts and esters	93 521	824 684	116 701	976 186
2917121000	Diocetyl adipata, its salts and esters	383 647	3 019 647	723 699	5 527 439
2917129000	Oth adipic acid, its salts and esters, oth than dioctyl adipata	133 224	759 264	251 936	1 607 889
2917130000	Azelaic acid, sebacic acid, their salts and esters	47 519	384 161	191 703	1 619 540
2917140000	Maleic anhydride	387 381	3 147 011	639 690	5 474 075
2917190000	Other acyclic polycarboxylic acids, their anhyd, halid, peroxid & pero	158 518	1 344 516	401 760	3 842 318
2917200000	Cyclanic, cyclenic or cycloterpenic polycarboxylic acids, their anhy	143 047	1 646 069	337 919	3 755 284
2917320000	Dioctyl orthophthalates	530 149	4 247 654	758 487	6 450 816
2917330000	Dinonyl or didecyl orthophthalates	80 229	992 917	208 074	2 442 299
2917341000	Dybutyl orthophthalatas	40 000	598 964	75 402	1 179 902
2917349000	Other esters of orthophthalic acid	156 891	1 688 723	265 719	3 613 851
2917350000	Phthalic anhydride	3 346 000	40 884 648	3 910 777	54 070 036
2917360000	Terephthalic acid and its salts	44 000	3 220 588	41 250	3 269 912
2917370000	Dimethyl terephthalate	25 262	250 445	34 610	342 903
2917391000	Triocetyltrimellitate	165 686	2 648 320	287 629	5 459 090
2917392000	Oth phthalic compound of kind used as plasticisers & ester of phthalic	64 005	253 389	111 104	472 659
2917399000	Oth aromatic polycarboxylic acids, their anhydrides, halides & per	726 397	8 571 267	1 181 556	14 151 085
2918110000	Lactic acid, its salts and esters	225 331	2 817 440	531 255	6 268 639
2918120000	Tartaric acid	12 270	264 704	43 977	859 988
2918130000	Salts and esters of tartaric acid	134 015	1 079 379	290 022	2 519 348
2918140000	Citric acid	3 648 128	35 548 861	3 145 192	31 758 952
2918151000	Calcium citrata	150 790	1 653 738	280 374	2 698 827
2918159000	Other salts and esters of citric acid	999 765	7 652 165	1 213 751	9 926 867
2918160000	Gluconic acid, its salts and esters	925 313	6 247 773	807 893	6 043 027
2918190000	Oth carboxylic acids w/ alcohol func but w/o oth oxygen func, their	57 965	621 462	262 690	2 323 503
2918210000	Salicylic acid and its salts	32 200	454 098	104 002	1 437 979
2918220000	O-acetylsalicylic acid, its salts and esters	31 988	315 790	112 820	1 175 125
2918230000	Oth ester of salicylic acid and their salts	47 425	1 974 568	172 150	7 584 821
2918291000	Alkyl sulphonic ester of phenol	6 019	77 007	35 426	399 930
2918299000	Oth carboxylic acids w/ phenol func but w/o oxygen func, their anhy	21 747	589 759	154 110	4 737 128
2918300000	Carboxylic acids w/ aldehyde/ ketone func but w/o oxygen func & t	91 880	838 981	873 851	8 481 876
2918910000	2,4,5-t(ISO) (2,4,5-trichlorophenoxyacetic acid), its salt & esters	18 000	212 764	49 500	584 190
2918990000	Oth carboxylic acid w/ oxygen func & halid, anhyd, peroxid, peroxyac	42 860	1 036 625	348 895	8 241 344
2919100000	Tris(2,3-dibromopropyl) phosphate	40 667	119 895	221 193	596 665
2919900000	Oth phosphoric ester & their salts inclactophosphates, their haloge	123 111	596 588	356 259	1 788 052
2920110000	Parathion (ISO) & parathion-methyl (ISO) (metylparathion)	4 017	85 922	29 933	871 418
2920190000	Oth thlophosphoric esters and their salts, their halogenated, nitrate	80 812	803 722	105 467	1 482 705
2920901000	Dimethyl sulphate (dms)	21 537	439 292	28 750	763 005
2920909000	Oth esters of oth inorganic acids of nonmetal & their salts, than dim	600	1 320 665	24 504	2 189 469
2921110000	Methylamine, di- or trimethylamine and their salts	155 241	1 790 924	251 057	3 445 438
2921190000	Oth acyclic monoamines & their derivative, salts thereof	376 803	9 630 078	1 034 865	23 144 962
2921210000	Ethylenediamine and its salts	523 966	3 658 227	1 025 081	8 673 441
2921220000	Hexamethylenediamine and its salts	5 217	299 458	32 880	1 253 377
2921290000	Oth acyclic polyamines & their derivative; salt thereof	243 986	4 090 866	624 022	11 925 917
2921300000	Cyclanic, cyclenic / cycloterpenic mono/ polyamines & their derivati	867 984	8 483 545	1 749 430	17 045 437
2921410000	Aniline and its salts	48 201	1 188 637	99 849	3 757 336
2921420000	Aniline derivatives and their salts	12 633	1 377 000	49 031	5 008 214
2921430000	Toluidines & their derivatives; salt thereof	0	31 686	0	258 795

I.3. IM POR M ENURUT KOM ODITI / IM PORT BY HS COM M ODITY
***** NOVEM BER / NOVEM BER 2014 *****

H S	Uraian Komoditi Commodity Description	Berat Bersih / Net Weight (Kg)		Nilai / Value C.I.F (US\$)	
		Bulan ini Current Month	Kumulatif Cum.Jan. to date	Bulan ini Current Month	Kumulatif Cum.Jan. to date
2921440000	Diphenylamine & its derivatives; saltsthereof	7 418	126 521	49 036	590 704
2921450000	1-naphthylamine (_-naphthylamine),2-naphthylamine (?-naphthyl:	13	665 101	1 476	4 124 965
2921490000	Oth aromatic monoamines & their derivat; salts thereof	1 093	37 844	13 943	1 135 014
2921510000	O-,m-,p-phenylenediam, diaminotoluenes& their derivatives; salts	324 471	3 762 727	1 007 000	12 453 723
2921590000	Oth aromatic polyamines & their derivat; salts thereof	146 109	5 223 671	959 685	20 536 644
2922110000	Monoethanolamina and its salts	123 450	1 255 014	188 481	1 965 847
2922120000	Diethanolamine and its salts	144 732	2 326 956	216 327	3 449 139
2922130000	Triethanolamine and its salts	69 889	2 338 091	125 838	4 301 838
2922191000	Ethambutol & its salts, esters&oth derivesuitable for produc of ant	3 009	68 797	126 255	1 681 546
2922192000	D-2-amino-n-butyl-alcohol	40 361	400 607	79 888	1 088 840
2922199000	Oth amino-alcohols,cont one kind of oxyfunc, their atthers&ester;	38 921	1 254 742	614 645	15 541 784
2922210000	Amino hydroxynaphthalene sulphonic acids and their salts	118 790	2 189 695	869 036	16 971 316
2922290000	Oth amino naphthols&oth amino phenol cont one kind of oxygen fu	21 943	506 462	182 556	4 998 412
2922310000	Amfepramone (INN), methadone (INN) & normethadone (INN); sa	0	0	0	0
2922390000	Oth amino aldehydes, amino ketones&aminoquinones cont one ki	2 138	22 892	100 781	517 158
2922410000	Lysine and its esters; salts thereof	301 205	12 799 667	475 433	16 353 707
2922421000	Glutamic acid	504 086	1 024 619	722 512	1 589 253
2922422000	Monosodium glutamate (MSG)	1 726 000	26 856 096	3 733 194	31 335 543
2922429000	Oth salt of glutamic acid	5 802	57 878	21 084	313 280
2922430000	Anthranilic acid and its salts	0	16	0	852
2922491000	Mephenamic acid and its salts	95 033	1 018 914	864 485	10 633 088
2922499000	Oth amino acids, cont one kind of oxygenfunc & their esters; salt t	304 108	3 769 630	1 614 755	23 111 559
2922501000	P-aminosalicylic acid & its salts,esterand other derivatives	525 688	4 345 295	1 126 131	8 414 834
2922509000	Oth amino-alcohol/ amino-acid-phenols&othamino compound w/	63 782	1 559 251	486 890	8 609 846
2923100000	Choline and its salts	730 554	9 812 966	909 556	11 674 822
2923201000	Lecithins, whether or not chemicallydefined	1 167 899	14 423 563	1 414 240	17 208 106
2923209000	Phosphoaminolipids, whether or notchemically defined	16 407	359 519	47 654	605 685
2923900000	Oth quarternary ammonium salts andhydroxides whether/ not che	808 417	5 102 760	1 026 780	8 620 515
2924120010	Monocrotophos (ISO)	0	9 673	0	75 133
2924120090	Fluoroacetamide (ISO) & phosphamidon(ISO)	0	13 219	0	86 858
2924190000	Oth acyclic amides (incl acyclic carbamates) & their derivatives; sal	168 029	3 141 358	556 599	7 088 084
2924211000	4-ethoxyphenylurea (dulcin)	0	2 599	0	24 067
2924212000	Diuron and monouron	0	192 132	0	818 210
2924219000	Oth ureines & their derivatives; saltsthereof	23 800	276 219	142 248	1 792 189
2924291000	Aspartame	154 606	1 678 580	2 364 422	23 903 742
2924292000	Butylphenylmethyl carbamate, methylisopropyl phenyl carbamate	45 562	690 885	185 276	2 635 984
2924299010	Asetaminophen(paracetamol);salicylamide; ethoxybenzamide	362 523	6 505 036	1 400 234	24 990 532
2924299090	Oth cyclic amides(incl cyclic carbamate) and their derivatives; salts	188 940	1 609 071	1 336 486	13 041 654
2925110000	Saccharin and its salts	34 033	404 099	242 018	2 977 401
2925190000	Oth imides & their derivatives; saltsthereof	30 951	223 752	103 969	1 225 486
2925290000	Oth imines and their derivatives; andsalts thereof	8 940	383 871	68 981	3 234 994
2926100000	Acrylonitrile	550 606	6 260 705	1 119 360	13 016 887
2926200000	1-cyanoguanidine (dicyandiamide)	65 800	589 301	89 250	2 740 903
2926300000	Fenproporex (INN) & its salts, methadone(INN) intermediate(4-cyr	33	2 273	13 898	23 778
2926900000	Other nitrile-function compounds	142 221	1 170 558	1 501 695	25 098 537
2927001000	Azodicarbonamide	308 797	2 535 243	645 964	5 719 736
2927009000	Oth diazo-, azo- or azoxy-compounds	237 813	2 287 049	793 444	7 588 204
2928001000	Linuron	36 955	100 376	166 082	506 590
2928009000	Oth organic derivatives of hidrazine orof hydroxylamine	76 481	863 622	481 172	4 456 298
2929101000	Diphenylmethena dilsocyanata (MDI)	1 387 478	16 148 275	3 068 685	37 228 678
2929102000	Toluene dilsocyanate	4 219 010	41 128 460	8 605 609	87 669 526
2929109000	Oth isocyanates	141 965	4 661 433	321 029	8 169 740
2929901000	Sodium cyclamate	113 000	420 000	211 135	816 910
2929909000	Oth compounds with other nitrogen funct	0	31 730	0	256 659
2930200000	Thiocarbamates and dithiocarbamates	386 466	4 371 726	2 341 235	23 261 037
2930300000	Thiuram mono-, di- or tetrasulphides	27 770	200 834	73 860	1 075 458
2930400000	Methionine	2 501 361	25 336 291	10 372 600	90 389 380
2930500000	Captafol (ISO) & methamidophos (ISO)	0	132	0	13 860
2930901000	Dithocarbonates	22 870	177 601	60 859	998 500
2930909000	Oth organo-sulphur compounds	1 386 342	11 878 097	5 441 397	45 243 447
2931101000	Tetramethyl lead	900	18 375	3 735	367 549
2931200000	Tributyltin compounds	0	18 035	0	24 800
2931902000	N-(phosphonomethyl) glycine and saltsthereof	2 295 889	23 010 871	10 888 216	111 734 937
2931903000	Ethephone	75 021	531 428	274 506	3 589 847

I.3. IM POR M ENURUT KOM ODITI / IM PORT BY HS COM M ODITY
***** NOVEM BER / NOVEM BER 2014 *****

H S	Uraian Komoditi Commodity Description	Berat Bersih / Net Weight (Kg)		Nilai / Value C.I.F (US\$)	
		Bulan ini Current Month	Kumulatif Cum.Jan. to date	Bulan ini Current Month	Kumulatif Cum.Jan. to date
2931904100	Organo-arsenic compounds in liquid form	224 541	1 666 857	1 141 875	6 084 985
2931904900	Organo-arsenic compounds not liquid form	362 230	2 032 426	1 278 610	8 900 018
2931909010	Dimethyltin dicloride (DM TDCL)	343 917	1 418 171	2 071 907	6 781 616
2931909090	Oth of oth organo-inorganic compounds	86 604	850 120	164 431	2 985 266
2932110000	Tetrahydrofuran	28 944	323 243	89 767	1 096 617
2932120000	2-furaldehyde (furfuraldehyde)	40 007	281 051	69 246	417 551
2932130000	Furfuryl alcohol and tetrahydrofurfurylalcohol	60 401	850 032	100 839	1 520 572
2932190000	Oth comp cont an unfused furan ring(whet/ not hydrogenated) in	16 829	173 996	405 615	5 550 346
2932200010	Coumarin, methylcoumarins andethylcoumarins	3 861	178 668	38 905	1 716 242
2932200090	Other lactones	72 644	962 329	1 192 759	10 383 142
2932930000	Piperonal	0	48 456	0	1 199 852
2932950000	Tetrahydrocannabinols (all isomers)	0	0	0	0
2932991000	Carbofuran	164 163	1 433 429	2 965 276	25 516 445
2932999000	Oth compound contain unfused furan ring(whet/ not hydrogenatec	49 837	838 316	1 234 108	14 960 523
2933111000	Dipyrone (analgin)	31 550	399 128	300 265	4 172 956
2933119000	Oth phenazone (antipyrin) and its derive	25 671	197 028	460 002	3 820 545
2933190000	Oth compound contain an unfused pyrazole ring (whet/ not hydrog	8 813	366 021	268 485	12 770 586
2933210000	Hydantoin and its derivatives	2 258	69 027	46 418	559 256
2933291000	Cimetidine	0	17 709	0	270 682
2933299000	Oth compounds cont an unfused imidazolering (whet/ not hydrohe	18 651	944 580	1 104 594	12 901 853
2933310000	Pyridine and its salts	114 262	1 677 273	443 466	8 910 359
2933320000	Piperidine and its salts	0	31	0	5 215
2933330000	Alfentanil (INN), anileridine (INN), bezitramide(INN),bromazepam(0	69	0	42 780
2933391000	Chlorpheniramine and isoniazid	13 334	352 187	252 325	3 923 884
2933393000	Paraquat salts	2 230 355	14 745 398	6 435 289	47 067 478
2933399000	Oth compound cont unfused pyridine ring(whet/ not hydrogenatec	172 641	2 526 194	3 160 939	35 514 359
2933490000	Oth comp cont in struc a quinoline/ isoquinoline ring-syst(whet/ no	6 387	262 039	299 668	5 136 790
2933520000	Malonylurea (barbituric acid) and itssalts	6	404	1 138	15 493
2933530000	Allobarbitol(INN),amoberbitol(INN), barbitol(INN),butalbital,butob.	0	41	0	4 778
2933540000	Other derivative of malonylurea (barbituric acid), salts thereof	281	2 883	3 431	29 831
2933591000	Diazinon	1	247 801	179	913 552
2933599000	Oth comp cont pyrimidine ring (whet/ nohydrogenated)/ piperazin	41 435	786 940	1 290 311	21 374 023
2933610000	Melamine	1 928 445	19 720 094	2 266 504	23 677 935
2933690000	Oth comp cont unfused triazine ring(whet/ not hydrogenated) in st	806 795	10 404 424	1 469 440	18 032 050
2933710000	6-hexanelactam (epsilon-caprolactam)	3 042 463	30 141 085	6 723 384	68 618 587
2933720000	Clobazam (INN) and methyprylon (INN)	102	263	134 200	569 251
2933790000	Oth lactams oth than 6-hexanelactam & clobazam & methyprylon	22 878	394 453	209 620	3 185 709
2933910000	Alprazolam (INN), camazepam,chlordiazepoxide(INN), clonazepam,	90	716	184 971	697 403
2933991000	Mebendazole or parbendazole	5 425	72 596	188 548	1 505 670
2933999000	Oth heterocyclic compounds with nitrogenhetero-atom(s) only	79 299	1 259 378	1 067 828	16 361 118
2934100000	Compounds contain unfused thiazole ring(weth/ not hydrogenated)	23 202	165 243	316 096	3 283 745
2934200000	Compound containing in structure a benzothiazole ring-system, nc	170 625	2 468 717	703 898	9 755 712
2934300000	Compound containing in structure a phenothiazine ring-system,no	7 516	145 965	80 740	1 457 517
2934991000	Nucleic acid and its salts	19 823	400 127	173 335	2 986 085
2934992000	Sultones, sultams, diltiazem	30	12 803	3 413	4 290 732
2934993000	6-amino penicillanic acid	4 000	15 168	25 600	82 890
2934994000	3-azido-3- deoxythymidine	0	4 697	0	30 562
2934995000	Oxadiazon, with a minimum purity of 94%	0	296	0	16 879
2934999000	Other nucleic acids&their salts,whet/ not chemically define;oth het	102 293	3 219 617	3 892 529	61 283 873
2935000000	Sulphonamides.	61 417	2 460 919	932 303	25 852 675
2936210000	Vitamins A & their derivatives	30 385	631 794	927 851	11 568 118
2936220000	Vitamins B1 & its derivatives	29 186	316 167	780 276	7 534 243
2936230000	Vitamin B2 & its derivatives	4 602	163 002	230 102	4 940 380
2936240000	D- or dl-pantothenic acid (vit B3 orvit B5) & its derivatives	31 951	721 051	587 048	8 072 130
2936250000	Vitamin B6 & its derivatives	35 248	430 241	895 934	10 162 372
2936260000	Vitamin B12 & its derivatives	2 606	69 476	611 739	3 785 563
2936270000	Vitamin C & its derivatives	384 240	5 325 269	2 121 608	20 434 242
2936280000	Vitamin E & its derivatives	98 137	1 510 064	1 260 729	24 273 578
2936290000	Oth vitamins & their derivatives	138 607	1 558 121	1 394 150	17 112 117
2936900000	Provitamin, incl natural concentrates,&its derivative for vit, interm	137 314	10 955 257	1 076 898	24 076 847
2937190000	Oth polypeptide/ protein/ glycoprotein/hormones,its derivative&stu	13	114	700	52 497
2937210000	Cortisone,hydrocortisone, prednisone&prednisolone (dehydrohyd	444	6 755	337 953	4 114 624
2937220000	Halogenated derivatives of corticosteroidal hormones	145	8 247	292 167	6 556 488
2937230000	Oestrogens & progestogens	46	5 507	350 164	7 961 578

I.3. IM POR M ENURUT KOM ODITI / IM PORT BY HS COM M ODITY
***** NOVEM BER / NOVEM BER 2014 *****

H S	Uraian Komoditi Commodity Description	Berat Bersih / Net Weight (Kg)		Nilai / Value C.I.F (US\$)	
		Bulan ini Current Month	Kumulatif Cum.Jan. to date	Bulan ini Current Month	Kumulatif Cum.Jan. to date
2937290000	Oth steroidal hormone, their derivative&structural analogues	248	4 064	521 128	5 729 069
2937500000	Prostaglandins,thromboxanes&leukotrienes ,their derivatives & st	20	141	46 784	351 240
2937901000	Hormones of oxygen-function amino-compounds	46 001	361 023	407 880	3 617 498
2937909000	Oth hormone, its derivative & structural analogues	985	21 424	146 298	1 374 716
2938100000	Rutoside (rutin) & its derivatives	221	56 642	20 606	439 925
2938900000	Oth glycoside, natural/reprodc by synth& their salts,ethers,esters	3 343	64 716	515 400	4 540 021
2939111000	Concentrates of poppy straw and saltsthereof	6	911	6 325	490 202
2939190000	Oth alkaloids of opium & their derivates; salts thereof	175	2 508	131 500	614 361
2939201000	Quenine and its salts	0	978	0	113 776
2939209000	Oth alkaloid of cinchona and heir derivatives; salts thereof, oth the	100	1 071	17 000	47 975
2939300000	Caffeine & its salts	49 027	480 037	427 496	4 517 327
2939410000	Ephedrine & its salts	200	7 527	14 150	439 340
2939420000	Pseudoephedrine (INN) & its salts	50	24 095	4 150	1 474 579
2939440000	Norephedrine & its salt	0	25	0	1 716
2939490010	Phenylpropanolamine HCl (PPA)	1 400	19 126	70 025	907 406
2939490090	Oth ephedrines and their salts oth thanephedrin, pseudo, cathine .	0	1	0	46
2939590000	Oth theophylline & aminophylline & theirderivative;salts thereof, (5 608	90 277	165 738	3 203 453
2939620000	Ergotamine (INN) & its salts	2	12	132 591	211 961
2939690000	Oth alkaloids of rye ergot & its derivative; salts thereof	9	48	31 500	227 387
2939911000	Cocaine & its derivatives	0	44	0	2 541
2939991000	Nicotine sulphate	0	35	0	8 371
2939999000	Oth vegetable alkaloids, natural/ reprodc by synthesis;their salts,eth	217	4 821	770 972	5 298 893
2940000000	Sugars, chemically pure oth than sucrose,lactose, maltose, glucose	266 620	2 270 192	1 791 394	12 760 083
2941101100	Amoxicillins & its salts, non-sterile	16 731	109 212	496 100	4 274 646
2941101900	Amoxicillins & its salts, sterile	133 994	1 481 967	3 607 436	42 464 855
2941102000	Ampicillin & its salts	31 940	191 504	873 610	5 893 274
2941109000	Oth penicillins &their derive w/ penicillanic acid structure; salt the	411	28 338	161 680	6 764 097
2941200000	Streptomycins & their derivatives; saltthereof	1	13 137	365	362 282
2941300000	Tetracyclines & their derivatives; saltthereof	11 200	239 562	258 294	4 774 758
2941400000	Chloramphenicol & its derivatives; saltthereof	2 856	161 631	117 327	5 376 551
2941500000	Erythromycin & its derivatives; saltthereof	4 720	51 204	369 732	6 653 665
2941900000	Oth antibiotics	82 631	1 297 706	3 567 132	48 881 880
2942000000	Oth organic compounds.	177 818	1 403 451	654 940	14 968 330
3001200000	Extracts of glands or oth organs or oftheir secretions, for organo-tl	16	1 057	151	128 486
3001900000	Gland&oth organ for organo-therapeutic&human/animal substanc	9	1 493	66 300	2 535 081
3002101000	Plasma protein solutions	1 331	55 297	1 176 367	17 243 323
3002103000	Antisera&modified immunological productwhet/ not modified/obt	4 733	54 663	952 999	15 880 335
3002109000	Oth blood fractions, whet/ not modified/obtain by biotechnologica	127	15 878	28 034	4 410 560
3002202000	Pertusis, measles, meningitis or poliovaccines	602	9 176	652 680	9 776 562
3002209010	Hepatitis vaccine	2 580	17 988	565 510	7 769 770
3002209090	Oth vaccines for human medicine oth than tetanus,partusis,messle	6 428	64 478	3 093 815	26 631 884
3002300000	Vaccines for veterinary medicine	73 369	835 022	2 482 100	31 223 324
3002900000	Human blood;animal blood for therapeutic,prophylactic/ diagnosti	17 556	102 870	596 185	6 160 624
3003101000	Medicaments cont amoxicillin (INN) or itsalts, not for retail sale	0	9 018	0	59 075
3003102000	Medicaments cont ampicillin (INN) or itsalts, not for retail sale	0	70	0	6 650
3003109000	Oth medcn cont penicillins /derivative'sw/ penicillanic acid stru,no	740	11 498	35 345	2 201 322
3003200000	Medicaments containing oth antibiotics	190	32 468	115 950	2 660 795
3003390000	Medicaments cont hormon oth insulin/prodhead 2937 not cont ar	0	31 718	0	255 676
3003400090	Medicament cont alkaloid/dr v not containhormone/ head 2937/an	189	4 082	103 551	1 693 582
3003900000	Oth medicaments cont mix _2 constituentsfor therapeutic/prophy	116 800	532 773	876 328	6 716 100
3004101500	Medicaments cont penicillin G (excl penicilin G benzhatine),pheno	0	0	0	0
3004101600	Medicaments cont ampicillin,amoxycillin/their salts, of a kind take	244	6 543	3 500	68 130
3004101900	Oth medicaments cont penicillins/theirderivatives, in doses/for rei	12 193	172 152	204 829	3 423 724
3004102900	Medicaments cont streptomycins/derivativ,other than ointment fr	666	7 334	226 891	2 250 210
3004201000	Medicaments cont gentamycin, lincomycin,sulfamethoxazole/deri	0	2 380	0	84 338
3004203100	Medicaments cont erythromycin/its derivative for taking orally, fo	3 004	18 548	17 120	252 378
3004203200	Medicaments cont erythromycin/its derivative in ointment form, f	0	8 187	0	1 143 728
3004203900	Oth medicaments cont erythromycin/derive,oth for taking orally/c	59	898	21 969	457 919
3004207100	Medicaments cont tetracycline/chloramphenicols/ derive for taker	1 194	10 305	16 380	84 719
3004207900	Medicaments cont tetracycline/chloramphenicols/ derive oth takei	6 559	80 042	45 000	1 035 844
3004209100	Oth medicaments cont oth antibiotics for taking orally/ointment fr	361	24 667	40 702	2 930 079
3004209900	Oth medicaments cont oth antibiotics oth taking orally/ointment f	44 069	474 971	812 812	10 716 314
3004310000	Medicaments contain insulin-but not contantibiotics, in dosses/ for	9 780	99 020	3 539 061	36 905 073
3004324000	Medicaments cont hydrocortisone sodiumsuccinate/fluocinolone ;	0	600	0	2 343

I.3. IM POR M ENURUT KOM ODITI / IM PORT BY HS COM M ODITY
***** NOVEM BER / NOVEM BER 2014 *****

H S	Uraian Komoditi Commodity Description	Berat Bersih / Net Weight (Kg)		Nilai / Value C.I.F (US\$)	
		Bulan ini Current Month	Kumulatif Cum.Jan. to date	Bulan ini Current Month	Kumulatif Cum.Jan. to date
3004329000	Oth med cont corticosteroid hormon,theirderivative/struc analog,	1 510	5 638	196 861	679 442
3004390000	Oth med cont hormon oth than coricosteroid&insulin,not cont ant	20 578	618 770	2 753 259	18 836 257
3004401000	Medicaments cont morphine/its derivative ,for injection, in dosse	4 772	13 586	264 010	829 161
3004402000	Medicaments cont quinine hydrochloride/ dihydro-chlorid,for injec	0	1 357	0	63 771
3004407000	Medicaments cont atropine sulphate, indosses/ for retail sale	0	406	0	129 689
3004409010	Medicaments cont morphine/its derivative,for taking orally, in dos	226	767	257 858	685 252
3004409090	Medi cont oth alkaloids/ derive thereof,not cont hormones/ antibic	29 721	205 372	1 638 775	7 324 192
3004501000	Oth medicament cont vitamins of a kindsuitable for children in syr	0	23 235	0	255 646
3004502100	Oth medicament cont vitamins > 1 of kind taken orally	597	3 393	25 898	96 896
3004502900	Oth medicament cont vitamins>1 oth thanof kind taken orally	6 256	53 688	180 388	2 024 033
3004509100	Oth medicaments cont vitamins A,B or C	462	3 717	71 179	540 677
3004509900	Oth medicament cont vitamin (oth than A,B,C) or oth products of l	25 892	235 625	704 714	5 371 958
3004901000	Transdermal therapeutic systems patchesfor cancer treatment or l	1 857	17 140	891 974	10 850 788
3004902000	Closed sterile water for inhalation,pharmaceutical grade	0	3 163	0	16 804
3004903000	Antiseptics	55 330	581 816	352 873	3 172 785
3004904900	Oth anaesthetics oth than cont procainehydrochloride	1 365	19 298	903 645	5 120 873
3004905100	Analgesics,antipyretic& oth med cont paracetamol/ dipyrone,acety	433	4 809	17 472	333 706
3004905200	Analgesics,antipyretics & oth med contchlorphenimamine maleate	0	20	0	19 849
3004905500	Oth analgesic,antipyretic& oth cough/ coldmedicament, in liniment	223	1 816	14 565	26 813
3004905990	Oth analgesics,antipyretics & oth cough/ cold medicmn, whet/ not	1 115	64 053	244 770	4 339 750
3004906100	Antimalarials cont artemisinin, artesunate or chloroquine	540	16 628	100 000	1 196 817
3004906300	Other antimalarials used for herbalmedicaments	34	75	1 673	5 021
3004906900	Oth antimalarials oth than use forherbal medicaments	0	0	0	0
3004907100	Anthelmintic containing piperazine ormebendazole (INN)	3 000	8 300	10 500	49 188
3004907900	Other anthelmintic oth than use forherbal medicaments	1 112	3 692	88 912	295 312
3004908100	Oth med for cancer,HIV/ AIDS/ oth intractable disease cont deferox	92	14 484	14 927	2 602 020
3004908200	Anti HIV/ AIDSmedicaments	4 777	24 921	801 300	4 487 551
3004908900	Oth medicaments for other intractablediseases oth than HIV/ AIDS	6 308	62 148	22 119 018	87 058 687
3004909100	Oth medicam cont sodium chloride/ glucose, for infusion	527 651	5 500 888	576 737	7 535 823
3004909200	Oth medicam cont sorbitol/ salbutamol for infusion	0	24 536	0	1 393 422
3004909400	Oth medicam cont cimetidine/ ranitidine,oth than for injection/infr	9 760	23 863	1 618 873	7 863 100
3004909800	Other medicament for herbal medicaments, for retail sale	52 974	776 141	186 150	3 111 525
3004909900	Other medicaments oth than herbal medicaments, for retail sale	1 123 004	10 655 494	20 797 861	236 807 325
3005101000	Adhesive dressing& oth articles w/ adhesive layer,impregnate/coat	1 917	2 330	6 177	9 747
3005109000	Adhesive dressing& oth articles w/ adhesive layer than impreg/coa	9 905	75 512	112 817	771 398
3005901000	Bandages,impregnated/ coated w/ pharmacysubst,for retail for me	11 610	288 750	124 634	3 663 575
3005902000	Gauze, impregnated/ coated w/ pharmacysubst,for retail for medic	13 072	156 544	370 461	3 490 666
3005909000	Wadding& similar articles,impregnated/ coate w/ pharmacy subst,fc	11 820	179 744	422 868	4 306 314
3006101000	Sterile absorbable surgical/ dental yarn; sterile surgical/ dental adhi	10 637	51 816	569 955	5 132 334
3006109000	Sterile surgical catgut,sterile adhesive tissue for surgicl wound clos	6 309	40 406	1 203 264	9 110 439
3006200000	Blood-grouping reagents	1 568	10 349	390 320	2 542 964
3006301000	Barium sulfate (for taking orally)	0	156	0	3 422
3006302000	Reagents of microbial origin of kindsuitable for veterinary biologic	1 366	10 843	55 130	1 486 860
3006303000	Oth microbial diagnostic reagents	31	295	6 782	68 685
3006309000	Oth opacifying prep for x-ray exam;othdiagnostic reagents designe	3 245	67 362	196 445	3 636 091
3006401000	Dental cements & oth dental fillings	354	27 199	31 949	779 350
3006402000	Bone reconstruction cements	5	10	1 892	2 301
3006500000	First-aid boxes & kits	127	1 037	9 518	33 032
3006600000	Chemical contraceptive prep based on hormones/on product heac	0	4 230	0	270 916
3006700000	Gel prep designe used in human/vet medic as lubricant for parts o	15 826	108 590	64 613	609 367
3006910000	Appliances identifiable for ostomy use	2	2	2 013	2 013
3006929000	Waste pharmaceuticals of medic oth thanfor treatment of cancer,	0	2 089	0	14 162
3101001100	Supplement fertilizers in liquid form,not chemical treat-of solely ve	26 396	428 938	38 446	992 678
3101001200	Supplement fertilisers in liquid form,chemical intreated of solely vi	27 000	316 997	4 206	74 299
3101001900	Oth supplement fertilisers chem/ not chem treated oth than liquid	136 000	1 814 250	162 906	2 850 817
3101009100	Suplllement fertilisers, in liquid form, not chemically treated of ani	5 000	22 989	13 500	71 808
3101009200	Supplements fertilisers of animal origin(oth than guano), chemical	0	35 751	0	22 196
3101009900	Oth animal/ vegetable fertilisers,mixing/ chemical treat of animal/v	10 000	55 659	95 500	393 081
3102100000	Urea, whether/ not in aqueous solution	150	94 499 914	1 747	28 273 803
3102210000	Ammonium sulphate	94 235 265	789 629 858	13 650 441	114 425 793
3102290000	Double salts & mix of ammonium sulphate& ammonium nitrate	24 000	666 504	11 280	762 095
3102300000	Ammonium nitrate, whether/ not in aqueous solutions	21 284 800	149 639 732	10 462 708	78 560 444
3102400000	Mixture of ammonium nitrate with calcium carbonate/oth inorgan	11 295	2 539 798	15 568	891 014
3102500000	Sodium nitrate	350 000	7 435 978	156 625	3 304 964

I.3. IM POR M ENURUT KOM ODITI / IM PORT BY HS COM M ODITY
 *** NOVEM BER / NOVEM BER 2014 ***

HS	Uraian Komoditi Commodity Description	Berat Bersih / Net Weight (Kg)		Nilai / Value C.I.F (US\$)	
		Bulan ini Current Month	Kumulatif Cum.Jan. to date	Bulan ini Current Month	Kumulatif Cum.Jan. to date
3102600000	Double salts & mixtures of calcium nitrate & ammonium nitrate	2 317 440	16 194 686	838 936	5 795 187
3102800000	Mixtures of urea & ammonium nitrate in aqueous or ammoniacal s	0	24	0	331
3102900000	Oth mineral/chem fertilisers,nitrogenous,incl mixt not specified in	839 000	1 830 855	124 052	380 630
3103101000	Superphosphates in feed grade	0	243 000	0	81 405
3103109000	Superphosphates not feed grade	50 525 800	596 550 569	9 182 648	170 161 796
3103909000	Other mineral or chemical fertilisers,phosphatic, oth than superph	81 729 307	998 484 888	9 208 071	100 970 255
3104200000	Potassium chloride	174 674 487	2 636 245 309	51 172 621	816 387 649
3104300000	Potassium sulphate	566 074	6 395 328	409 566	4 088 914
3104900000	Other mineral/ chemical fertilisers,potassic,oth than potassium chl	1 351 822	46 139 830	409 520	19 791 882
3105102000	Min/chem fert cont 2/3 of nitrogen,phosphorus&potassium,in tab	0	276 754	0	298 812
3105109000	Oth min/chem fert cont 2/3 of nitrogen,phosp&potass,in tabs/sim	12	9 268	1 976	142 956
3105200000	Mineral/chemical fertiliser contain 3 elements nitrogen,phosphoru	35 427 490	374 660 360	15 798 282	169 894 130
3105300000	Diammonium hydrogenorthophosphate(diammonium phosphate)	14 066 358	180 499 532	7 019 817	83 165 788
3105400000	Ammonium dihydrogenorthophosphate (monoammon phosph)&n	739 000	13 318 078	370 427	6 305 943
3105510000	Oth mineral/chemical fertilisers contain nitrates & phosphates	48 514	96 478	31 765	129 672
3105590000	Oth mineral/chemical fertilisers contain nitrogen&fosfor, than nitr	3 142 054	30 617 660	2 251 072	15 980 286
3105600000	Mineral/chemical fertilisers contain 2fertilising element phosphori	24 000	77 922	19 680	67 798
3105900000	Oth mineral/chemical fertiliser cont 2/3elements nitrogen,phosph	4 951 986	33 380 735	2 334 058	13 541 432
3201100000	Quebracho extract	3 997	103 341	4 530	222 507
3201200000	Wattle extract	21 527	409 331	36 083	683 682
3201909000	Oth tanning extract of vegetable origin;tannine & their salts,esters	0	103 614	0	380 513
3202100000	Synthetic organic tanning substances	272 429	2 910 641	436 849	5 542 759
3202900000	Inorganic tanning subst;tanning prep whe/ not cont natura tanning	713 051	3 380 690	1 366 037	5 616 361
3203001000	Coloring matter of vegetable or animalsuitable for use in food/dri	1 434	131 661	53 611	2 393 273
3203009000	Coloring matter of vegetable/ animal not suitable for use in food/di	4 213	58 352	27 283	1 006 248
3204111000	Disperse dyes & preparations based thereon, crude	1 006 070	11 736 944	5 125 962	60 093 174
3204119000	Disperse dyes & preparations based thereon, oth than crude	768 700	11 173 862	6 192 816	86 217 448
3204121000	Acid dyes whether or not premetallised & preparations based ther	44 688	813 293	317 719	5 435 165
3204129000	Mordant dyes& preparations based thereon	32 377	532 826	237 328	3 565 828
3204130000	Basic dyes & preparations based thereon	36 947	763 056	226 527	2 443 565
3204140000	Direct dyes & preparations based thereon	426 604	5 173 152	2 114 384	29 301 866
3204150000	Vat dyes(incl those usable in that state as pigments) & preparation	251 990	3 090 257	1 284 394	16 238 780
3204160000	Reactive dyes&preparations based thereon	580 288	12 101 104	3 470 708	78 514 448
3204170010	Synthetic organic pigment in powder form	700 945	8 501 760	6 090 206	75 133 126
3204170090	Other pigment&preparations based thereonoth than in powder fo	910 857	8 427 913	5 026 679	47 203 184
3204190000	Oth synth organic coloring matter, inclmix of color subhead 3204.1	579 678	4 777 293	1 440 748	17 197 681
3204200000	Synthetic organic prods of a kind usedas fluorescent brightening a	244 709	4 779 459	1 584 671	23 254 603
3204900000	Oth synthetic organic coloring, matter,w/ or not chemically define	114 478	1 517 974	575 206	7 517 585
3205000000	Color lakes;preparations as specified inthis chap based on color la	109 251	929 261	487 497	4 888 993
3206111000	Pigment base on titanium dioxide contain by weight _ 80 % on dry	5 028 091	61 043 467	12 833 870	159 151 001
3206119000	Prepare base on titanium dioxide contain by weight _ 80 % on di	898 508	8 148 323	2 261 965	21 886 916
3206191000	Pigment base on titanium dioxide contain by weight < 80 % on dry	110 328	1 030 771	897 212	6 071 360
3206199000	Prepare base on titanium dioxide contain by weight < 80 % on di	143 268	1 381 739	482 264	6 578 416
3206201000	Chrome yellow,chrome green,molybdateorange/ red base on chro	145 117	1 499 366	537 242	6 053 476
3206209000	Oth pigments & preparations based onchromium compounds	2 430	101 364	76 628	1 158 963
3206411000	Preparations based on ultramarine	7 531	75 659	62 498	401 093
3206419000	Ultramarine	108 342	1 599 532	241 545	3 449 194
3206421000	Preparations based on zinc sulphide	0	125 473	0	98 218
3206429000	Litophone & oth pigments based on zincsulphide	64 000	254 579	62 290	272 055
3206491000	Preparations of other colouring matter	142 604	2 120 771	946 014	8 741 721
3206499000	Other colouring matter other than ultramarine & lithopone	333 225	3 719 563	2 072 981	21 848 584
3206501000	Preparations of inorganic pigment of akind used as luminophores	8 005	258 327	64 789	2 063 447
3206509000	Oth inorganic pigment/ colouring matterof a kind used as luminopt	56 723	1 158 932	96 523	2 880 601
3207100000	Prepared pigments, prep opacifiers prepcolors & similar prep	1 063 371	13 394 270	2 961 158	35 588 511
3207201000	Enamel frits	538 251	8 822 329	507 868	7 458 308
3207209000	Oth vitrifiable enamels & glazes, engobe (slips) similar prep	2 633 710	21 123 700	1 352 861	14 672 025
3207300000	Liquid lustres & similar preparations	42 335	490 773	209 758	3 264 486
3207400000	Glass frit & oth glass, in the form ofpowder granules or flakes	10 768 233	109 778 892	5 321 311	53 316 032
3208101100	Varnishes>100-c hr, based on polyesterfor dental use, dispersed in	0	817	0	5 906
3208101900	Oth varnishes based on polyesters <100-c hr, disper in a nonaqueo	46 437	574 095	270 597	2 950 859
3208109000	Other paints & varnishe (incl enamels & lacquers)polyester dispers	250 783	4 069 437	1 616 228	20 601 453
3208204000	Anti-fouling/anti-corrosive paints forships hull base on acrylic/viny	78 250	1 312 117	304 582	5 250 680
3208207000	Varnishes (including lacquers), of akind used in dentistry	0	103 906	0	396 735
3208209000	Other paints & varnishes (incl enamels& lacquers) based on acrylic	509 553	24 025 499	2 563 456	32 307 221

I.3. IM POR M ENURUT KOM ODITI / IM PORT BY HS COM M ODITY
***** NOVEM BER / NOVEM BER 2014 *****

H S	Uraian Komoditi Commodity Description	Berat Bersih / Net Weight (Kg)		Nilai / Value C.I.F (US\$)	
		Bulan ini Current Month	Kumulatif Cum.Jan. to date	Bulan ini Current Month	Kumulatif Cum.Jan. to date
3208901100	Varnishes (incl.lacquers),exceed >100-cheat-resistant used in dent	1 181	21 960	10 630	167 284
3208901900	Varnishes (incl.lacquers),exceed >100-cheat-resistant used in oth t	309 757	4 075 195	1 888 649	20 201 888
3208902100	Varnishes (incl.lacquers),exceed <100-cheat-resistant used in dent	0	14 424	0	27 795
3208902900	Varnishes (incl.lacquers),exceed <100-cheat-resistant used in oth t	142 763	1 775 516	1 452 168	15 388 148
3208909000	Oth paints & varnishes dispersad/ dissolved in a nonaqueous med	796 373	7 254 787	3 341 104	35 705 732
3209101000	Varnishes(inc lacquer)>100-c hr-acrylicvinyl polymer, dispersed in	41 257	977 092	73 913	2 525 867
3209104000	Leather paints-based on acrylic or vinyl polymers dispers in a aque	0	3 767	0	20 313
3209105000	Anti-fouling/corrosive paints for shipshulls based on acrylic/vynil p	23 730	255 338	55 291	635 401
3209109000	Oth paints & varnishes dispersedaqueous/ dissolved in aqueous mec	765 574	6 861 951	1 718 184	17 947 521
3209900000	Oth paints based on others varnishesdispers in a aqueous medium	790 530	8 761 845	2 477 261	25 396 895
3210001010	Varnishes (incl lacq) exc > 100-c hrresist of a kind used for finish le	8	400 267	298	1 402 856
3210001090	Varnishes (incl lacq) exc < 100-c hrresist of a kind used for finish le	104 424	476 499	368 088	2 332 645
3210002000	Distempers of a kind used for finishingleather	0	7	0	22
3210003000	Prepared water pigments of a kind usedfor finishing leather	19 368	189 525	70 241	603 921
3210005000	Polyurethane tar coating of a kind usedfor finishing leather	3 816	250 228	41 909	1 489 846
3210009100	Oth anti-fouling/corr paints for ships,hulls based on polyurethane	11 423	44 434	28 085	140 715
3210009900	Other paints & varnishes of a kind usedfor finishing leather	52 142	1 061 557	215 717	5 425 400
3211000000	Prepared driers	174 196	1 615 727	567 758	5 489 706
3212100000	Stamping foils	91 621	1 669 659	700 580	6 786 269
3212901100	Aluminium paste	143 478	2 288 124	802 288	13 135 025
3212901300	White lead dispersed in oil	36 282	192 501	171 148	1 062 440
3212901400	Oth pigments of aluminium paste, whitelead dispersed in oil for le	40 321	591 161	295 905	3 221 097
3212901900	Oth than pigments of aluminium paste,white lead dispersed in oil t	123 455	1 416 792	664 340	7 136 216
3212902100	Dyes and oth coloring matter put of informs or packing in the food	0	200	0	967
3212902200	Oth dyes used in the food or drinkindustries	39 550	103 315	18 138	90 326
3212902900	Oth than dyes in the food or drinkindustries	50 467	507 035	555 839	4 409 100
3213100000	Colours in tablet, tube, jar, bottle,pan, similar form or packing for :	42 769	562 818	192 139	2 470 323
3213900000	Oth color not in tablet, tube, jar,bottle, pan/similar form/packing	15 727	244 821	659 997	1 853 665
3214100000	Glaziers putty, grafting putty, cementscaulking compound	473 485	6 262 182	1 776 388	21 747 881
3214900000	Oth glaziers putty, grafting putty,cements caulking compound	1 144 726	10 284 145	2 777 689	26 530 032
3215111000	Printing uv curable inks-black	18 058	141 996	399 481	1 913 191
3215119000	Printing inks other than uv curableinks- black	353 629	2 962 362	6 232 016	55 547 854
3215190000	Printing inks, other than black	613 474	8 140 788	6 074 853	73 823 582
3215901000	Carbon mass for one time carbon paper	43	18 532	5 635	59 074
3215906000	Drawing ink and writing ink	38 416	427 451	313 375	4 412 639
3215907000	Ink of a kind suitable for use withduplicating machines of heading :	937	32 532	4 040	427 116
3215909000	Oth ink of a kind suitable for use withduplicating machines of heac	100 480	1 440 892	1 082 880	10 916 610
3301120000	Essential oils of citrus of orange	65 655	699 529	408 651	5 786 382
3301130000	Essential oils of citrus of lemon	4 761	88 774	125 824	2 668 924
3301190000	Other essential oils of citrus fruit	34 212	287 644	466 369	4 356 903
3301240000	Essential oils - of peppermint(mentha piperita)	1 855	469 403	21 910	10 055 873
3301250000	Essential oils - oth of peppermint(mentha piperita)	740	70 352	19 306	1 404 360
3301290010	Oth essential oil of lemon grass,citronella, nutmeg, cinnamon, ginc	1	246 313	41	3 305 146
3301290090	Oth essential oils-oth thanpharmaceutical grade	482 621	4 210 673	6 857 791	71 140 399
3301300000	Resinoids	750	27 196	15 994	359 553
3301901000	Aqueous distillates & solutions ofessential oils suitable for medicu	687	184 746	9 148	2 809 407
3301909000	Oth essential oils (terpeneless or not),incl concretes& absolutes; r	106 182	1 036 584	1 324 543	16 284 003
3302109000	Oth mixed of odoriferous of a kind usedin the food or drink indust	365 063	5 660 526	5 566 023	87 329 032
3302900000	Oth prep based on odoriferous substancesfor the manufacture of l	1 539 793	21 602 664	23 284 810	301 995 821
3303000000	Perfumes & toilet waters	150 897	2 510 197	6 506 207	99 954 182
3304100000	Lip make-up preparations	66 993	428 322	1 673 508	12 596 458
3304200000	Eye make-up preparations	55 937	656 235	1 996 881	20 121 898
3304300000	Manicure or pedicure preparations	16 059	115 541	277 923	1 933 193
3304910000	Beauty or make up preparations powders,whether or not compres	108 558	2 450 658	1 306 641	16 614 494
3304992000	Anti-acne creams	91	6 663	7 724	145 994
3304993000	Face or skin creams & lotions	394 569	5 230 888	6 327 272	72 722 128
3304999000	Oth than anti-acne creams and oth faceor skin creams & lotions	72 905	1 218 778	2 401 209	34 007 251
3305101000	Having anti-fungai shampoo	13 574	70 092	107 806	706 489
3305109000	Oth having anti-fungai shampoo	2 056 547	30 358 631	6 063 216	94 365 557
3305200000	Preparations for permanent waving orstraightening	37 896	346 313	136 424	1 557 760
3305300000	Hair lacquers	157	668 811	7 507	1 868 476
3305900000	Others preparations for use on the hair	564 105	4 536 556	2 591 471	25 322 152
3306101000	Prophylactic pastes & powders	252 353	1 984 688	1 216 633	9 871 604
3306109000	Oth prophylactic pastes & powders	0	44 125	0	392 502

I.3. IM POR M ENURUT KOM ODITI / IM PORT BY HS COM M ODITY
***** NOVEM BER / NOVEM BER 2014 *****

H S	Uraian Komoditi Commodity Description	Berat Bersih / Net Weight (Kg)		Nilai / Value C.I.F (US\$)	
		Bulan ini Current Month	Kumulatif Cum.Jan. to date	Bulan ini Current Month	Kumulatif Cum.Jan. to date
3306200000	Yarn used to clean between the teeth(denital-floss)	1 322	5 635	45 125	195 689
3306900000	Oth yarn used to clean between the teeth(denital-floos)	253 161	2 144 732	657 291	4 866 235
3307100000	Pre-shave, shaving or after-shavepreparations	126	118 466	4 180	621 850
3307200000	Personal deodorants & antiperspirants	182 703	2 265 748	1 991 791	21 562 967
3307300000	Perfumed bath salts & oth bath prep,deodor room incl prep used r	276	822 145	6 387	2 096 008
3307411000	Scanted powders (incense) of a kind usedduring religious rites	56 092	836 165	27 257	510 523
3307419000	Oth scanted powder (incese) of a kindused during religious rites	256 509	1 330 621	216 232	1 264 434
3307491000	Room perfuming preparations, whetheror not having disinfectant	40 664	462 762	638 627	5 219 034
3307499000	Oth prep for perfuming or deodor rooms,incl odoriferous preparat	2 649	58 247	29 877	1 210 837
3307901000	Animal toilet preparations	9 320	34 157	33 607	156 884
3307903000	Papers & tissues, impregnated or coatedwith perfume or cosmetic	411 749	2 894 232	1 114 230	7 160 002
3307904000	Other perfumery or cosmetics, includingdepiletorles	24	37 089	507	290 610
3307905000	Contact lens solution	45 358	482 365	220 670	2 575 383
3307909000	Oth animal toilet prep, paper & tissueother ferfume or cosm, cont	59	20 490	7 553	198 135
3401111000	Soap, organic surface-active-for toiletuse-medicated prods	0	162	0	3 674
3401112000	Bath soap	577 256	6 940 219	1 047 333	12 381 730
3401113000	Oth of felt or nonwovens, impregnated,coated or covered with so:	8	2 485	22	29 207
3401119000	Oth medicated prod & oth of felt ornonwovens, impreg, coated w,	1 060	50 828	15 858	264 999
3401191000	Of felt/ nonwovens impregnated, coatedwith soap or detergent	0	2 659	0	11 115
3401199000	Oth of felt or nonwovens, impregnated,coated or covered with so:	56 751	436 767	17 755	910 870
3401202000	Soap chips	0	20 777	0	446 382
3401209900	Oth soap of kind used for flotationdeinking or recycled paper	218	1 916 845	1 001	4 004 549
3401300000	Org surf-active prod & prep for washingthe skin in the liq/ cream fc	727 438	2 971 438	2 684 918	14 613 390
3402111000	Sulphated fatty alcohols	96 884	1 030 126	160 329	2 050 054
3402114000	Sulphanated alkylbenzene	632 818	4 557 458	1 083 263	8 153 275
3402119100	Wetting agents of a kind used in themanufacture of herbicides	184 449	1 513 856	666 140	5 505 095
3402119900	Oth anionic-organic surface-active agentwith or not put up for ret:	469 677	10 397 491	1 238 025	19 982 510
3402121000	Wetting agents used in the manuf ofherbiced-cationic	84 270	737 126	216 713	1 876 582
3402129000	Oth cationic-organic surface-activeagent with/not put up for retail	503 583	12 821 418	1 279 018	31 147 109
3402131000	Hydroxyl-terminated polybutadiene	203 529	2 219 647	612 583	8 022 980
3402139000	Oth hydroxil-terminated polybutadiene	2 367 862	32 459 426	5 987 844	78 362 428
3402191000	Organic surface active of a kindsuitable for use in fire extinguishin	1 696	177 044	4 016	413 903
3402199000	Oth organic surface-active of kindsuitable for use in fire extinguish	793 393	10 546 496	2 195 178	31 427 669
3402201100	Anionic surface active prep. in liquidform-put up for retail sale	492 912	2 708 416	584 634	4 026 206
3402201200	Anionic washing prep & cleaning prep,incl bleach cleans,liquid forr	230 830	1 328 584	458 435	3 667 354
3402201300	Oth surface active preparations- inliquid form, for retail sale	100	123 109	708	224 126
3402201900	Oth wash prep & clean prep,incl bleachcleans & degreas prep,liqui	61 641	1 009 283	381 508	6 097 124
3402209100	Anionic surface active prep. oth than inliquid form-for retail sale	103 717	407 462	65 478	299 281
3402209200	Anionic washing prep & clean prep, inclbleach, cleans-oth than liqu	264 580	4 649 446	231 759	4 277 925
3402209300	Oth surface active preparations	35	1 084	147	6 678
3402209900	Oth wash prep & clean prep / cleaningprep incl bleaching, cleansin	75 792	3 739 420	180 972	6 625 052
3402901100	Wetting agents of anionic surface activepreparations	355 141	2 154 310	846 447	6 582 696
3402901200	Oth anionic wash prep not wetting agents	1 288 602	13 017 750	2 676 286	29 489 656
3402901300	Anionic washing prep.or cleaning inclbleaching, cleansing or degre	804 144	5 637 833	1 336 354	11 108 187
3402901400	Wetting agents of other surface activepreparations	28 560	388 798	51 779	821 701
3402901500	Oth organic surface active in liquidform, not wetting agents	174 247	1 806 385	719 393	6 637 553
3402901900	Oth wash prep or clean prep, incl bleachcleans or degreasing prep	329 270	3 173 148	735 362	10 580 716
3402909100	Wetting agents of anionic surface activepreparations	33 589	449 456	80 202	1 364 612
3402909200	Anionic wash prep & clean prep,inclbleach,cleans-not liquid-not re	65 826	692 024	230 704	2 889 172
3402909300	Anionic surface-active prep,not liquidform not for retail sale	77 807	831 040	186 333	1 936 325
3402909400	Anionic surface-active prep, not liquidform, wetting agent not for	5 403	79 743	16 241	281 383
3402909500	Anionic surface-active prep, not liquidform,not wett agent not for	194 525	2 168 260	527 378	5 638 260
3402909900	Oth wash/lean prep,incl bleach cleansoth than liquid-not for retail	52 355	454 630	132 732	1 657 884
3403111100	Liquid lubricating oil prep, for treatmof textile,or oth material, con	128 268	1 113 236	318 657	3 081 509
3403111900	Oth liquid preprtion for the treatmenttextile or oth materials, cont	18 441	253 791	88 566	978 170
3403119000	Oth prep for the treatment of textile materials,oth than liquid,con	330 220	4 117 428	973 029	10 424 612
3403191100	Liquid oil for aircraft engine contpetroils/oils obtain. bituminous m	0	34 742	0	229 949
3403191200	Oth liquid prep content silicone oil,cont petrole oils,or bituminous m	8 401	158 397	24 228	791 473
3403191900	Oth liquid for other purposes contpetrol oil or bituminous mineral	1 887 933	15 537 112	4 708 933	39 959 225
3403199000	Oth lubricating prep cont petroleum oil	229 103	3 562 238	1 020 407	17 409 763
3403911100	Liquid prep cont silicone oil-for treatof textile,or oth matt,not cont	39 085	549 605	112 699	2 276 284
3403911900	Liquid prep for treatment of textilemater,not cont petroleum oil &	206 631	2 558 540	669 868	7 631 973
3403919000	Liquid preparat for treatment of textilor the material, not cont pet	829 273	8 869 776	2 333 937	24 428 136
3403991100	Liquid oil for aircraft engine not contpetroleum oils or oils obtain t	2 372	20 883	6 134	61 803

I.3. IM POR M ENURUT KOM ODITI / IM PORT BY HS COM M ODITY
***** NOVEM BER / NOVEM BER 2014 *****

H S	Uraian Komoditi Commodity Description	Berat Bersih / Net Weight (Kg)		Nilai / Value C.I.F (US\$)	
		Bulan ini Current Month	Kumulatif Cum.Jan. to date	Bulan ini Current Month	Kumulatif Cum.Jan. to date
3403991200	Oth liquid prep content silicone oilcont petrol oil,or bituminous mi	11 040	132 796	26 984	361 502
3403991900	Oth liquid for other purpose not contpetroleum oil or bituminous i	90 829	807 721	307 790	2 998 112
3403999000	Preparat for treat of textile,leatheroth mater,not cont petrol oil,nc	663 376	5 861 566	3 635 042	33 364 486
3404200000	Artificial waxes & prepared waxes,ofpoly(oxyethylene) (polyethyle	649 631	5 041 153	1 350 848	12 400 725
3404901000	Oth artificial waxes & prepared waxes.	25 046	279 795	119 552	964 665
3404909000	Oth artificial waxes & prepared waxes.	1 459 300	14 416 139	3 128 628	34 725 653
3405100000	Polishes, creams & similar preparat forwear or leather	28 759	184 938	135 271	1 029 872
3405200000	Polishes,creams & similar prep for themaintenance of wooden fur	4 191	26 108	35 883	231 198
3405300000	Polishes & similar prep for coachwork,oth than metal polishes	133 169	906 708	224 337	2 252 464
3405401000	Abrasive lapping & honing,in the form offlour,scouring pastes & pc	2	37 391	152	76 993
3405409000	Oth scouring pastes & powders & othscouring preparations	23 726	180 672	124 509	1 128 857
3405901000	Metal polishers	70 850	282 113	83 213	544 166
3405909000	Oth polishes & cream, for footwear,furniture, floors	2 020	205 265	39 539	439 644
3406000000	Candles, tapers & the like	128 976	952 450	195 741	1 899 573
3407001000	Modelling pastes, incl those put up forchildrens amusement	4 246	224 378	23 586	778 436
3407002000	Prep known as ""dental wax"", in sets,packings,retail sale or in pla	0	216	0	4 349
3407003000	Other preparations for use in dentistry,with a basis of plaster of ca	1 209	23 478	24 574	205 427
3501100000	Casein	121 000	2 169 037	1 126 785	23 148 866
3501901000	Caseinates & other casein derivatives	97 950	2 527 377	967 727	30 403 626
3501902000	Casein glues	11	81	1 286	10 497
3502110000	Egg albumin - dried	6 000	109 767	76 800	1 067 251
3502190000	Egg albumin - oth than dried	1 474	3 334	17 248	34 581
3502200000	Milk albumin,incl concentrates of >= 2whey proteins	20 200	537 203	200 423	6 248 310
3502900000	Oth egg albumin	63	2 315	9 089	119 261
3503001100	Glues of fish glues	166	2 000	1 119	10 220
3503001900	Glues of oth than fish glues	17 082	177 547	46 821	412 081
3503003000	Isinglass	0	22 146	0	126 635
3503004100	Gelatin in powder form with bloatinglevel a-250 or b-230 or highel	7 375	251 321	21 847	2 017 801
3503004900	Oth gelatin derivatives,isinglass,othglue of animal origin,excl casei	378 012	3 727 635	3 068 466	29 526 142
3504000000	Peptones and their derivatives, othprotein substances and their	763 563	5 152 824	3 147 858	24 468 821
3505101000	Dextrins, soluble or roasted starches	1 316 228	11 122 034	1 302 889	11 097 026
3505109000	Oth dextrins & oth modified starches	7 224 667	89 656 469	6 529 355	84 386 493
3505200000	Glues based on starches/ dextrins	433 957	5 289 560	697 209	9 104 366
3506100000	Prods suitable for use as glues/ adhesive for ret sale as glues/ adhe	435 877	4 570 041	2 686 424	18 456 788
3506910000	Adhesives based on polymers of heading39.01 to 39.13 or on rubb	2 486 527	28 525 340	8 825 587	92 292 340
3506990000	Oth adhesives based on polymers ofheadings 39.01 to 39.13 or on	1 625 111	19 444 522	4 858 507	66 995 700
3507100000	Rennet & concentrates thereof	0	129	0	12 448
3507900000	Oth enzymes; prepared enzymes nes orinclude	230 358	6 617 417	1 666 687	25 102 786
3601000000	Propellent powders	16 000	172 286	462 880	4 150 714
3602000000	Prepared explosive, oth than propellentpowders	243 298	1 597 460	1 941 813	17 860 048
3603001000	Semi-fuses, elemented caps, signal tubes	0	292	0	10 713
3603002000	Safety fuses or detonating fuses	0	280 540	0	3 660 936
3603009000	Oth safety fuses, detonat fuses,percussion detonat caps,igniters,el	72 184	2 013 992	2 949 362	48 302 895
3604100000	Firecrackers and other fireworks	1 877 542	19 918 643	2 545 287	25 662 936
3604903000	Signalling flares or rockets	0	6	0	9 853
3604909000	Oth miniatur pyrotechnic munitions &percussions cap for toy, sign	5	85 659	248	488 605
3605000000	Matches ,oth than pyrotechnic article of 36.04	0	60	0	212
3606100000	Liquid/liquified-gas fuel in containersused for filling or refilling <= 3	0	51 846	0	64 224
3606901000	Solid or semi-solid fuels, solidifiedalcohol & oth similar prepared fu	0	2 180	0	10 208
3606902000	Lighter flints	164	55 142	1 468	899 457
3606904000	Resin torches, firelighters & the like	2 071	8 896	1 306	26 252
3606909000	Oth solid or semi-solid fuels,solidified alc & oth similiar prep fuels	8 052	25 961	18 452	177 959
3701100000	Photographic plates & film in the flatsensitised for x-ray	18 924	532 603	714 213	12 371 245
3701200000	Photographic plates & film in the flatsensitised for instants print fil	80	14 628	293	1 177 125
3701300000	Oth plates & film, with any side>255 mm	321 224	4 354 927	1 623 787	18 137 443
3701911000	Photo plates & film in the flatsensitised suitable for use in the prin	528	6 503	3 350	26 556
3701919000	Oth photo plates & film in the flatsensitised suitable for use in the	5 336	12 773	22 433	41 352
3701991000	Oth plats & film photogrhap (polychrome)pecially manuf for print	4 840	1 040 420	33 195	1 193 758
3701999000	Oth polychrome suitable for use in theprinting industry	4 502	42 111	15 557	425 589
3702100000	Photographic film in rolls, sensitisedfor x-ray	0	7 226	0	634 417
3702310000	Photographic film in rolls, sensitisedfor colour photography	11 004	11 005	3 755	3 804
3702320090	Oth photo film in roll, sensitisedsuitable for use in medical,surgical	0	17 101	0	55 453
3702390010	Infra red transparent film	0	1 302	0	17 656
3702390090	Oth film, without perforat, of a width <105 mm	184	3 059	6 252	80 480

I.3. IM POR M ENURUT KOM ODITI / IM PORT BY HS COM M ODITY

*** NOVEM BER / NOVEM BER 2014 ***

H S	Uraian Komoditi Commodity Description	Berat Bersih / Net Weight (Kg)		Nilai / Value C.I.F (US\$)	
		Bulan ini Current Month	Kumulatif Cum.Jan. to date	Bulan ini Current Month	Kumulatif Cum.Jan. to date
3702420090	Film oth than for color photogr',width >610mm, length >200m	0	1	0	1
3702430010	Infra red transparent film, width > 610mm, length < 200 m	34	34	2 478	2 478
3702430090	Oth film, width > 610mm, length < 200mspecially prepared for me	0	10 536	0	105 483
3702440010	Infra red transparent film, 105mm <width < 610mm	0	21 723	0	170 115
3702440090	Oth film, 105mm< width<610mm, speciallyprepared for medical s	3 363	106 057	46 980	1 021 521
3702530000	Film for colorphoto 16mm<width<35mm,length<30m for slides	0	35	0	606
3702979000	Oth film width<35mm, length>30 suitablefor use in cinematograpl	20	205	574	4 215
3702989000	Oth film oth than for color photography	32	601	1 891	8 748
3703101000	Photographic paper, paperboard&textil,unexposed, rolls,width of i	1 023	24 951	2 121	101 670
3703109000	Photographic paper, paperboard&textil,unexposed, rolls,width of i	46 904	755 362	318 098	4 817 503
3703200000	Oth photograph paper, sensitis, unex-posed for color photography	81 447	1 585 510	378 001	9 453 013
3703900000	Oth photograph paper, paperboard & textsensitised, unexposed.	7 338	261 735	33 985	778 131
3704001000	Plate & film for x-ray,unexposed but notdeveloped	0	3 440	0	69 950
3704009000	Oth photograph plates,film,paper,paper-board & textiles,expos bu	39	24 578	273	71 996
3705100000	Photograph plates & film, exposed & developed,for offset reprodu	7 549	75 263	24 357	147 175
3705901000	Photograph plates & film, exposed & developed for x-ray	126	12 200	225	117 629
3705902000	Microfilms, exposed and developed	0	59	0	47 534
3705909000	Oth photograph plates & film,expos & developed,oth than cinemat	77 247	543 083	66 370	1 644 037
3706103000	Cinematograph film,expos & develop,ofwidth>= 35 mm,with pictur	0	3	0	32
3706109000	Oth cinematograph film, expos & developed of a width >= 35 mm	27	952	3 697	92 992
3706901000	Newsreels,travelog,technical&scientificfilm,expose & develop,of a v	0	3	0	206
3706903000	Oth cinematographic film,expos & developwith or not incorporatin	0	55	0	3 305
3706904000	Cinematographic film, expos & develop< 35 mm, only of sound tra	0	31	0	635
3706909000	Oth cinematgrphic film,expos & developwith or not incorporating	36	308	398	11 457
3707100000	Sensitising emulsion,for photo use(oth than varnishes, glue, adhes	3 001	62 492	25 534	356 182
3707901000	Flashlight materials, unmixed prods forphoto uses,put up in measu	13 600	113 085	12 900	253 192
3707909000	Oth chemical prep for photographic uses,put in measur portions, r	258 221	2 475 502	1 131 194	11 767 941
3801100000	Artificial graphit,in the form of pasteblocks,plates or oth semiman	178 020	4 617 258	518 114	7 661 137
3801200000	Colloidal/ semi-colloidal graphite, inpastes,blocks,plates or oth ser	1 390	18 434	7 311	158 905
3801300000	Carbonaceous pastes for electrodes & similar paste & for furnace li	1 572 495	11 071 531	927 929	6 895 258
3801900000	Oth artificial graphit,colloidal or semigraphite,pastes, blocks or pla	391 192	3 359 537	684 702	5 101 020
3802100000	Activated carbon, including spent animalblack	643 380	8 154 275	1 451 197	16 052 472
3802901000	Activated bauxite, including spentanimal black	0	958 692	0	883 716
3802902000	Activated clays & activated earth, inclspent animal black	238 905	1 611 593	89 710	1 026 641
3802909000	Oth activat natural mineral prod,animalblack include spent animal	778 651	11 450 620	410 029	6 756 982
3803000000	Tall oil, whether or not refined	0	73 701	0	138 296
3804001000	Concentrated sulphite lye	202 100	2 712 542	119 618	1 992 608
3804009000	Oth residual lyes from woodpulp with ornot concentrat,desugar / i	682 898	9 459 493	869 952	12 718 420
3805100000	Gum, wood or sulphate turpentine oils	27 625	218 964	43 194	460 809
3805900000	Oth terpenic oil produc by the distillat of coniferous wood & oth cr	248 457	2 043 574	706 405	5 599 805
3806100000	Rosin & resin acids	58 493	1 726 560	149 406	7 629 950
3806200000	Salt of rosin,of resin acid, of drv orresin acid,oth than salt of rosin :	15 830	176 619	64 179	588 701
3806301000	Ester gums - in blocks	19 500	292 500	56 550	902 265
3806309000	Ester gums - in oth forms	131 331	1 003 300	319 530	3 866 921
3806901000	Run gums in blocks	0	55 660	0	171 955
3806909000	Oth derivates rosin & resin acids thereo	247 302	5 440 274	685 023	13 106 839
3807000000	Wood tar, wood tar oils, wood creosote,wood naphtha, vegetable	6 005	83 683	15 551	196 330
3808501000	Insecticides, in subhd note 1	266 339	2 228 105	1 373 934	12 090 934
3808502100	Fungicides in aerosol containers	3 222	66 589	104 304	913 049
3808502900	Oth fungicides in aerosol containers	93 705	1 742 445	264 883	6 162 535
3808503900	Oth herbicides in aerosol containers	97 303	1 016 398	116 098	3 039 902
3808504000	Herbicides, anti-sprouting products subhnote 1	115 746	904 407	375 245	2 899 144
3808505000	Herbicides plant-growth reg subhd note 1	11 000	156 353	34 650	617 108
3808506000	Disinfectants, subhd note 1	28 534	408 260	152 485	1 803 021
3808509900	Oth disinfec,smlar prod,put up in form/pack for ret sale,subhd1,nc	2 557	33 566	25 881	230 966
3808911100	Intermediate preparation for the mnfactof insecticides cont 2-(1-M	0	50 543	0	95 900
3808911900	Oth intermediate preparatfor the mnfactof insecticides cont 2-(1-I	614 832	4 917 788	5 683 448	36 918 901
3808912000	Intermediate preparation for the mnfactof insecticides of mosquit	940	61 840	9 162	98 674
3808913000	Intermediate preparation for the mnfactof insecticides of mosquit	0	3 000	0	4 460
3808919100	Insecticides in aerosol containers havina deodorosing function	0	224 677	0	223 581
3808919200	Oth insecticides in aerosol containershaving a deodorosing functio	0	514 627	0	1 373 105
3808919300	Oth insecticides in oth aerosol containehaving a deodorosing funci	17	327 229	4 297	2 495 414
3808919900	Oth insecticides in oth aerosol containehaving oth function	359 216	6 576 904	3 563 265	84 419 650
3808921900	Oth fungicides, in aerosol container w/ avalidamycin cont<3% netti	240 304	1 624 002	353 004	4 637 692

I.3. IM POR M ENURUT KOM ODITI / IM PORT BY HS COM M ODITY
 *** NOVEM BER / NOVEM BER 2014 ***

H S	Uraian Komoditi Commodity Description	Berat Bersih / Net Weight (Kg)		Nilai / Value C.I.F (US\$)	
		Bulan ini Current Month	Kumulatif Cum.Jan. to date	Bulan ini Current Month	Kumulatif Cum.Jan. to date
3808929000	Oth fungicides, in aerosol container	984 016	10 692 190	5 736 657	71 549 869
3808931100	Herbicides, anti-sprouting product andplant-growth regulator in a	0	15 000	0	97 900
3808931900	Oth herbicides,anti-sprouting product & plant-growth regulator in :	2 255 997	27 514 966	11 869 602	114 851 970
3808932000	Herbicides, anti-sprouting products notsubhd note 1	0	456 176	0	1 080 740
3808933000	Herbicides, plant-growth regulator, notsubhd note 1	289 392	3 412 863	968 311	9 898 584
3808941000	Disinfectants containing mixtures of coal tar acid and alkalis	1 091	13 089	4 715	50 583
3808942000	Oth disinfectants containing mixtures ofcoal tar acid and alkalis in	270	3 839	1 168	25 061
3808949000	Oth disinfectants containing mixtures ofcoal tar acid and alkalis	100 295	1 920 119	492 128	7 592 524
3808991000	Wood preserv containing insecticides orfungicides	21 557	303 589	22 405	398 130
3808999000	Oth wood preserv containing insecticidesor fungicides	88 426	2 212 307	123 751	5 983 635
3809100000	Finish agent,dye carriers to accele witha basis of amylaceous subst	194 456	3 145 334	219 249	3 161 178
3809911000	Finish agent,dye carriers to accele kindused in the textile or like inc	7 757 652	68 427 908	10 831 185	91 763 988
3809919000	Softening of finish agent,dye carrier toaccele kind used in the tex/	907 724	11 759 457	2 369 882	31 539 665
3809920000	Oth finish agent,dye carriers to accelekind used in the paper or like	1 971 187	23 928 009	3 832 570	47 567 509
3809930000	Oth finish agent,dye carriers to accelekind used in the leather or lil	381 272	3 363 386	988 997	9 827 351
3810100000	Pickling prep for metal surfac,soldering, brazing, welding powders	970 039	9 110 486	3 448 948	36 097 724
3810900000	Other prep of a kind used as cores orcoating for weld electrodes o	585 772	6 286 336	1 302 124	19 047 425
3811110000	Anti-knock preparation, based on leadbased on lead compound	0	2 166	0	18 964
3811190000	Oth anti-knock preparations	79 601	1 234 533	494 588	6 249 734
3811211000	Additive for lubricat oils,cont petrooil & oil obtain from bitumin,rc	13 527	150 919	223 653	1 228 522
3811219000	Additive for lubricat oils,cont petrooil & oil obtain from bitumin,n	4 174 220	46 258 184	16 240 403	176 831 212
3811290000	Oth additive for lubricat oils,contpetrol oil & oil obtain from otmn	61 502	1 402 342	357 826	5 023 585
3811901000	Anti knock prep, rust preventativ &corrosion inhibitors	212 777	2 476 701	929 236	10 984 901
3811909000	Oth anti-knock prep.,for mineral oilliquid used as mineral oils	471 509	5 992 086	1 569 083	21 617 825
3812100000	Prepared rubber accelerators	1 830 588	21 860 736	5 234 420	60 915 323
3812200000	Compound plasticisers for rubber orplastics	1 383 706	13 435 120	2 218 582	21 511 618
3812300000	Anti oxidising prep & oth compoundstabilisers for rubber or plastic	3 454 542	31 337 697	8 591 444	81 835 030
3813000000	Prep. & charge for fire-extinguishercharged fire-extinguishing gren	344 079	2 882 144	316 275	5 326 442
3814000000	Organic composite solvents & thinners,prepared paint or varnish r	852 798	9 664 686	3 280 861	29 268 582
3815110000	Supported catalyst,with nickel/ nickelcompounds as the active sub:	132 849	1 032 924	2 041 678	15 750 777
3815120000	Supported catalyst, with precious metalcompounds as the active s	6 491	337 187	530 354	16 668 706
3815190000	Oth supported catalysts	274 124	3 270 092	1 720 070	30 282 219
3815900000	Oth reaction initiators,reactionaccelerators catalytic prep, nes or in	2 978 155	18 565 739	12 523 674	94 539 830
3816001000	Refractory cements	2 466 650	24 488 773	1 895 033	19 363 456
3816009000	Oth refractory cements	3 686 450	29 748 778	2 862 740	25 841 598
3817000000	Mixed alkybenzenes & mixed alkylnaphthalanes oth than head 27	1 702 222	45 165 392	3 470 060	85 180 642
3818000000	Wafers/ discs with silicon content	35 000	369 142	3 210 706	63 001 551
3819000000	Hyd brake fluid&oth for hyd trnsmssionwhether or not cont<70%v	195 862	2 205 813	551 665	6 039 389
3820000000	Anti-freezing preparations & preparedand prepared de-icing fluids	168 303	2 651 084	395 285	6 436 822
3821001000	Prepared culture media for developmentof micro organics	5 966	82 993	332 537	3 863 259
3821009000	Oth prepared culture media fordevelopment of micro organics	4 900	23 527	28 442	546 780
3822001000	Plate,sheet,film, foil&strip of plasticimpreghtd/ coated with diag re	19 717	290 822	1 542 840	15 968 481
3822002000	Paperboard,cellulose wadding & web fibreimpreghtd/ coated with	3 604	73 794	336 419	4 903 839
3822003000	Sterilisation indicator strips and tapes	12 971	109 123	195 912	2 195 513
3822009000	Oth diagnostic/ lab reagents & preparedwhether or not head 30.02	189 798	2 154 632	5 657 930	57 404 339
3823110000	Stearic acids	1 459 541	6 261 380	1 487 443	7 070 795
3823120000	Oleic acids	1 666	212 873	9 741	390 458
3823130000	Tall oils fatty acids	151 866	2 435 405	200 231	3 387 270
3823191000	Acids oil from refining	0	1 476	0	38 449
3823199000	Oth industrial monocarboxylic fatty acid	783 631	7 596 006	1 135 719	12 110 935
3823701000	Industry fatty alcohols in the form ofwax	14 647	108 852	63 491	455 074
3823709000	Oth industry fatty alcohols in the formof wax	2 291 804	20 408 471	3 032 558	34 807 717
3824100000	Prepared binders for foundry moulds orcore	561 093	6 245 756	770 721	10 234 628
3824300000	Non-agglomerated metal carbides mixedtogether with metallic bir	9 276	125 803	99 455	900 827
3824400000	Prepared additives for cements, mortarsor concretes	3 194 754	32 980 085	5 129 336	75 883 733
3824500000	Non-refractory mortars & concretes	11 276	3 398 998	25 537	1 927 667
3824600000	Sorbitol oth than that ofsubheading 2905.44	328 950	4 297 361	175 706	2 766 096
3824719000	Oth mix cont halogenated, drv methane, ethane cont cfcs, pfcs, hf	0	23 243	0	626 145
3824720000	Mix cont halogenated, drv methane,ethane cont bromochlorodi(tr	11	4 482	394	111 413
3824730000	Mix cont halogenated, drv methane,ethane containing hbfcs	2 407	23 845	94 532	851 106
3824749000	Oth mix cont halogen,drv methane,ethanecont hbfcs<70% petro o	22 421	511 060	85 660	2 204 806
3824750000	Mix cont halogenated, drv methane,ethanecontaining carbon tetr:	0	42 907	0	193 446
3824760000	Mix cont halogenated,drv methane,ethanecont 1,1,1-3-chloroetha	346	2 784	4 470	16 190
3824770000	Mix cont halogenated, drv methane,ethanecont bromomethane /	0	16 000	0	19 040

I.3. IM POR M ENURUT KOM ODITI / IM PORT BY HS COM M ODITY
***** NOVEM BER / NOVEM BER 2014 *****

H S	Uraian Komoditi Commodity Description	Berat Bersih / Net Weight (Kg)		Nilai / Value C.I.F (US\$)	
		Bulan ini Current Month	Kumulatif Cum.Jan. to date	Bulan ini Current Month	Kumulatif Cum.Jan. to date
3824780000	Mix cont halogenated, drv methane,ethanecont pfcs or hfcs but nr	58 630	239 255	232 954	1 286 460
3824790000	Other mix cont halogenated, drv methane,ethane	448 517	4 676 821	1 676 821	17 482 047
3824810000	Mix & preparation containing oxirane(ethylene oxide)	74 199	478 089	218 329	1 400 655
3824820000	Mix & preparation containing pbbs, PCBs, PCTs	501	96 235	15 666	593 482
3824830000	Mixtures & preparation containing tris(2,3-dibromopropyl) phosph	45 000	192 435	82 875	357 252
3824901000	Ink removers, stencil correctors & oth, corrector fluids in package	224 012	1 968 503	485 692	6 535 824
3824903000	Copying pastes with a basis of gelatinpresented in bulk/ ready to u:	43 920	606 193	284 345	3 065 204
3824904000	Composite inorganic solvents	507 144	6 720 706	1 871 798	25 250 005
3824905000	Acetone oil	876	83 177	11 218	631 120
3824906000	Preparations/ mixtures cont monosodiumglutamate	119 110	1 321 528	353 849	4 763 695
3824907000	Mixtures of chemical, of a kind used inmanufactured of foodstuff	842 121	8 105 583	3 460 608	30 126 190
3824909100	Naphthenic acids, their water insolublesalts and their esters	455 270	6 266 491	1 236 376	16 400 187
3824909900	Oth prods & preparations cont cfc-11,12,115, and halon	9 827 906	48 819 782	7 838 754	65 614 570
3825301000	Clinical waste	103	103	2 158	2 158
3825500000	Waste of metal pickling liquor, hydraulicbrake flinds, anti freeze flin	0	9	0	128
3825690000	Oth waste from chemical/ allied industoth than cont.organic consti	0	44	0	3 196
3826001000	Coconut methyl ester (CME)	276	416	1 450	3 496
3826009090	Oth coconut methyl ester and fatty acidmethyl ester	374	374	5 117	5 117
3901101200	Linier Low Density Polyethylene in theform of liquids or pastes	228 871	1 774 953	369 299	3 071 163
3901101900	Oth linier Low Density Polyethylene inthe form of liquids or pastes	1 925 861	20 117 018	3 770 188	40 475 027
3901109200	Polyethylene having a specific gravity <0.94 in oth form	15 038 322	164 125 834	22 778 728	249 343 695
3901109910	Low Density Polyethylene	19 201 284	184 595 069	31 397 810	310 059 563
3901109990	Oth low Density Polyethylene	2 061 047	15 441 731	4 074 885	31 702 918
3901200000	Polyethylene having a specific gravity0.94 or more	27 397 117	256 226 964	44 504 137	411 845 384
3901300000	Ethylene-vinyl acetate copolymers	5 422 740	56 004 405	9 209 111	94 807 090
3901904000	Polymers of ethylene in dispersions	706 583	5 112 610	1 208 011	8 921 735
3901909000	Oth polymers of ethylene in oth form	8 943 385	94 427 599	17 023 954	187 921 785
3902103000	Polypropylene in oth form	50 458	722 878	56 521	797 579
3902109010	Polypropylene in dispersion	216 884	1 241 987	396 931	3 002 387
3902109020	Polypropylene in granule form	56 310 973	531 967 500	92 277 594	824 130 815
3902109090	Polypropylene in oth form	3 468 507	43 594 966	6 824 075	83 618 476
3902200010	Polysobutylene liquids/ pastes	119 950	1 801 028	269 803	5 577 761
3902200090	Polysobutylene in oth forms	57 557	1 040 344	152 457	3 442 466
3902303000	Propylene copolymers in liquid or pastes	79 824	1 090 301	481 490	6 044 788
3902309010	Propylene copolymers in granule	22 352 136	266 010 524	38 033 020	455 608 077
3902309090	Propylene copolymers in other forms	362 713	8 585 849	577 299	15 026 659
3902901000	Oth polymers of propylene in oth form	107 107	783 124	340 122	2 544 467
3902909010	Oth polymers of propylene in liquid orpastes	10 128	311 820	56 522	1 237 358
3902909090	Oth polymers of propylene in oth form	372 717	6 419 752	883 453	17 937 046
3903111000	Expansible polymers of styrene ingranule	1 193 777	13 856 938	2 421 131	29 946 953
3903119000	Oth expansible polymers of styrene ingranule	447 605	5 075 645	904 590	11 106 843
3903191000	Unexpansible polymers of styreneindispersions	140 013	973 871	214 789	1 568 583
3903192100	High impact polystyrene in granules	1 382 771	21 269 003	2 403 794	39 368 438
3903192900	Oth high impact polystyrene in granule	1 555 988	15 549 785	2 668 887	28 415 851
3903199100	Oth high impact polystyrene in oth form	173 260	3 245 156	367 000	7 213 510
3903199900	Oth polymers of styrene in primary form	475 712	5 487 104	943 290	10 849 546
3903204000	Styrene-acrylonitrile (SAN) copolymersin aquaeous dispersion	7 993	36 775	18 592	96 509
3903209000	Oth styrene-acrylonitrile (SAN)copolymers	775 324	11 274 465	2 038 562	27 401 600
3903304000	Acrylonitrile-butadiene-styrene (ABS)copolymers in aquaeons disp	187	16 485	437	67 759
3903306000	Acrylonitrile-butadiene-styrenecopolymers in granules	2 561 396	33 408 827	5 831 925	77 448 715
3903309000	Acrylonitrile-butadiene-styrenecopolymers in other form	5 488 073	67 712 533	12 341 056	154 645 851
3903903000	Oth polymers of styrene in aquaeonsdispersion	90 909	1 482 870	203 898	3 823 235
3903909100	High impact polystyrene ofacrylonitrile-butadiene-styrene	76 946	712 281	148 787	1 336 351
3903909900	Oth high impact polystyrene ofacrylonitrile-butadiene-styrene	482 444	8 253 367	1 540 659	22 297 793
3904101000	PVC homopolymers, suspension type notmixed with oth substance	2 760 804	19 060 060	2 854 309	20 703 013
3904109100	PVC in granule	132 759	2 789 397	307 310	4 150 016
3904109200	PVC in powder	4 393 680	29 799 402	4 420 704	31 542 007
3904109900	PVC in other form	2 011 895	19 478 702	2 493 630	27 720 377
3904211000	Oth poly(vinyl chloride) non plasticised in granule	20 000	329 708	40 200	464 814
3904212000	Oth poly(vinyl chloride) non plasticised in powder	32 967	82 181	38 140	127 844
3904219000	Oth poly(vinyl chloride) non plasticised in oth form	356 891	3 190 134	603 846	4 921 672
3904221000	Oth poly(vinyl chloride) plasticised indispersions	18 025	303 475	27 859	413 920
3904222000	Oth poly(vinyl chloride) plasticised ingranule	91 173	1 209 872	193 098	2 104 039
3904223000	Oth poly(vinyl chloride) plasticised inpowder	399 000	2 472 852	239 400	1 494 638

I.3. IM POR M ENURUT KOM ODITI / IM PORT BY HS COM M ODITY
***** NOVEM BER / NOVEM BER 2014 *****

H S	Uraian Komoditi Commodity Description	Berat Bersih / Net Weight (Kg)		Nilai / Value C.I.F (US\$)	
		Bulan ini Current Month	Kumulatif Cum.Jan. to date	Bulan ini Current Month	Kumulatif Cum.Jan. to date
3904229000	Oth poly(vinyl chloride) plasticised	284 904	4 125 728	515 902	7 785 572
3904301000	Vinyl chloride-vinyl acetate copolymersin granule	31 400	538 530	48 454	1 702 787
3904302000	Vinyl chloride-vinyl acetate copolymersin powder	67 349	935 371	163 194	2 310 828
3904309000	Vinyl chloride-vinyl acetate copolymersin oth form	115 453	1 252 282	226 004	2 762 502
3904401000	Oth vinyl chloride copolymers in granule	43 400	456 558	145 262	1 614 088
3904402000	Oth vinyl chloride copolymers in powder	6 197	145 553	29 709	501 443
3904409000	Oth vinyl chloride copolymers in othform	63 064	349 287	134 568	1 279 826
3904504000	Vinylidene chloride polymr in dispersion	11 740	371 396	10 636	636 741
3904505000	Vinylidene chloride polymers in granule	248 100	2 466 073	349 315	3 634 631
3904506000	Vinylidene chloride polymers in powder	0	419	0	695
3904509000	Vinylidene chloride polymers in othform	23 343	2 221 727	100 679	5 218 620
3904611000	Fuoro-polymers polytetrafluoroethylenein granule	68	3 291	3 090	54 656
3904612000	Fuoro-polymers polytetrafluoroethylenein powder	1 762	3 442	6 661	19 609
3904619000	Fuoro-polymers polytetrafluoroethylenein oth form	6 966	91 047	64 697	1 216 715
3904693000	Fuoro-polymers polytetrafluoroethylenedispersions	5 200	32 387	104 703	622 697
3904694000	Oth fluoro-polymers in granule	0	2 000	0	42 000
3904695000	Oth fluoro-polymers in powder	0	1 622	0	40 735
3904699000	Oth fluoro-polymers in oth form	16 710	203 533	232 261	17 832 349
3904904000	Oth polymers vinyl chloride in granule	0	31 092	0	473 685
3904905000	Oth polymers vinyl chloride in powder	0	77 033	0	347 502
3904909000	Oth polymers vinyl chloride in oth forms	3 366	654 357	10 446	2 223 602
3905120000	Poly(vinyl acetate) in aqueousdispersions	22 537	310 153	35 322	436 414
3905191000	Oth poly(vinyl acetate) in liquids orpastes	10 026	30 545	11 841	37 469
3905199000	Oth poly(vinyl acetate) in oth form	33 536	762 696	75 271	1 314 136
3905210000	Vinyl acetate copolymers in aqueousdispersions	362 750	5 842 237	420 653	6 399 342
3905290000	Oth vinyl acetate copolymers	77 865	1 597 198	180 932	3 763 110
3905301000	Poly (vinyl alcohol) in aqueousdispersions	50 790	867 533	121 587	1 869 407
3905309000	Poly (vinyl alcohol) in other form	1 955 068	19 835 544	4 553 949	44 058 702
3905911000	Copolymers of vinyl acetate or of othvinylester in dispersions	0	122 921	0	250 024
3905919000	Copolymers of vinyl acetate or of othvinylester oth form	14 193	337 405	95 082	1 818 532
3905991000	Oth copolymer of vinyl acetate inaqueous dispersions	5 742	21 221	32 278	137 261
3905992000	Oth copolymer of vinyl acetate in nonaqueous dispersions	100	441	8 080	18 475
3905999000	Oth polymer of vinyl acetate/ othvinyl esters;oth vinyl polymers; pi	153 431	1 083 021	1 348 196	10 384 794
3906101000	Poly(methyl methacrylate) indispersions	52 279	959 158	130 681	2 391 781
3906109000	Oth poly(methyl methacrylate) in othform	750 551	9 368 610	2 162 006	24 952 688
3906902000	Oth acrylic copolymers in dispersions	912 668	11 900 985	1 478 341	18 880 506
3906909200	Sodium polyacrylate	100 317	1 035 224	142 181	2 789 956
3906909900	Oth sodium polyacrylate	5 217 213	69 087 890	13 103 784	165 546 278
3907100000	Polyacetals	860 017	9 168 044	2 069 625	22 590 059
3907201000	Polytetramethylene ether glycol	1 482 624	16 199 694	3 297 600	36 160 799
3907209000	Oth polytetramethylene ether glycol	9 065 238	78 004 521	19 593 966	171 261 162
3907302000	Epoxide resins of kind used for coating, in powder	109 209	910 113	362 718	3 945 587
3907303000	Epoxide resins in liquids/ pastes	698 464	9 175 345	3 461 418	48 853 563
3907309000	Epoxide resins in oth form	959 228	14 016 624	3 332 525	56 936 106
3907400010	Optic grade w/ mell flow rate index>25gr/ 10 min in pack of nat w	536 400	5 086 909	1 314 806	12 542 048
3907400090	Other polycarbonates	3 045 909	39 801 425	7 828 276	103 174 401
3907501000	Alkyd resins in the form of liquids orpastes	29 810	512 575	69 556	1 279 732
3907509000	Alkyd resins in oth form, except liquids or pastes	41 437	569 787	144 710	1 925 173
3907601000	Poly(ethylene terephthalate) indispersions	14 277	178 400	12 115	287 145
3907602000	Poly(ethylene terephthalate) in granules	4 699 864	43 791 805	6 172 804	59 296 800
3907609000	Poly(ethylene terephthalate) in oth form	11 880 045	130 711 046	15 195 871	177 844 921
3907700000	Poly(lactic acid)	472	140 275	7 549	556 406
3907912000	Oth polyesters unsaturated in chip form	2	104 888	194	173 887
3907913000	Oth polyesters unsaturated in the formof liquids or pastes	159 007	964 191	311 183	2 202 104
3907919000	Oth polyesters unsaturated in oth form	471 414	4 187 662	1 303 573	11 893 966
3907994000	Oth polyesters saturated of a kind usedfor coating, in powder form	96 486	758 559	130 536	1 469 863
3907999000	Oth polyesters saturated in oth form	2 377 392	23 962 051	7 194 673	72 252 791
3908101000	Polyamides in primary forms, polyamide-6	5 951 416	55 909 352	16 435 971	159 462 572
3908109000	Polyamides in primary forms, polyamide-11,-12,-6,6,-6,9,-6,10 or -	790 348	12 850 971	2 946 441	46 983 079
3908900000	Oth polyamides, oth than polyamide -6,-11,-12,-6,6,-6,9,-6,10 or -f	245 226	4 141 473	934 706	14 603 317
3909101000	Urea resins, thiourea resins in moulding compounds	595 899	6 747 332	1 648 875	19 748 215
3909109000	Other urea resins; thiourea resins	961 752	11 075 113	760 348	9 809 509
3909201000	Melamine resins in moulding compounds	307 188	3 090 426	463 014	5 009 811
3909209000	Other melamine resins, except in moulding compounds	217 159	3 499 074	593 497	7 082 649

I.3. IM POR M ENURUT KOM ODITI / IM PORT BY HS COM M ODITY
***** NOVEM BER / NOVEM BER 2014 *****

H S	Uraian Komoditi Commodity Description	Berat Bersih / Net Weight (Kg)		Nilai / Value C.I.F (US\$)	
		Bulan ini Current Month	Kumulatif Cum.Jan. to date	Bulan ini Current Month	Kumulatif Cum.Jan. to date
3909301000	Oth amino-resins in moulding compound	412 451	5 273 603	852 715	11 149 954
3909309100	Glyoxal monourein resin, except in moulding compounds	6 611	1 054 783	19 328	2 990 542
3909309900	Oth amino-resins, not glyoxal monourein resin, not in moulding co	924 486	8 397 727	2 292 425	21 182 103
3909401000	Phenolic resins in moulding compound oth than phenol formaldeh	422 874	5 078 476	1 355 029	15 440 545
3909409000	Other phenolic resins, not in moulding compounds	751 452	7 775 450	2 033 045	23 491 932
3909500000	Polyurethanes	2 862 624	29 746 603	10 614 745	109 414 965
3910002000	Silicones in dispersions or in solutions	563 589	7 950 864	2 349 063	37 851 660
3910009000	Silicones not in dispersions or in solutions	667 577	7 654 235	3 191 949	37 515 527
3911100010	Petroleum,coumarone,indene/ coumarone-indene& polyterpanes i	282 740	2 192 482	838 520	6 343 942
3911100090	Petroleum,coumarone,indene/ coumarone-indene& polyterpanes r	2 239 674	26 676 439	5 681 014	70 981 022
3911900000	Polysulphides, polysulphones and othproduct specified in Note 3 t	516 336	8 217 432	1 560 943	25 217 034
3912110000	Cellulose acetates non-plasticised	1 071	95 673	9 710	403 959
3912120000	Cellulose acetates plasticised	26 544	132 650	169 867	932 305
3912201100	Water-based semi-finished nitrocellulose; including collodions; noi	148	1 745	1 548	17 028
3912201900	Oth cellulose nitrates; including collodions; non plasticised	751 092	4 013 694	2 039 652	11 170 113
3912310000	Carboxymethylcellulose & its salts	721 327	6 891 439	2 474 139	23 687 174
3912390000	Oth cellulose ethers, not carboxymethylcellulose & its salts	481 311	5 862 602	2 777 852	35 714 636
3912902000	Other cellulose and its chemical derivatives,in the form of granule:	84 022	691 285	134 104	1 191 004
3912909000	Other cellulose and its chemical derivatives in other form	176 059	2 308 028	1 290 051	15 940 045
3913100000	Alginic acid, its salts & esters	102 830	1 198 863	745 706	8 160 830
3913901000	Oth natural polymers & its modified;hardened proteins	3 700	35 398	32 805	320 933
3913902000	Oth natural polymers & its modified;chemical derivatives of natur:	68 058	282 712	247 540	1 999 486
3913903000	Oth natural polymers & its modified;starch-based polymers	47 864	613 037	249 424	2 576 754
3913909000	Oth natural polymers & its modified; inother form	479 532	2 875 162	1 652 468	13 671 838
3914000000	Ion-exchanger base on polymer of heading 39.01 to 39.13, in prim	574 682	5 005 844	1 775 089	18 015 537
3915101000	Waste, parings & scrap, of polymers ofethylene; of non-rigid cellul	870 719	9 189 648	213 351	2 104 160
3915109000	Waste, parings & scrap, of polymers ofethylene; of rigid cellular pr	768 791	18 562 659	343 594	5 888 668
3915301000	Waste, parings & scrap,polymers of vinyl chloride; non-rigid cellul	0	35 719	0	12 966
3915900000	Waste, parings & scrap, of other plastic	7 304 678	70 318 517	3 604 715	40 185 464
3916101000	Monofilament of polymers of ethylene	1 451	12 301	6 051	69 554
3916102000	Rods, sticks & profile shape of polymerof ethylene	225 047	900 077	463 143	2 796 096
3916201000	Monofilament polymers of vinyl chloride	4 148	243 381	14 585	839 121
3916202000	Rods,sticks & profile shapes of polymerof vinyl chloride	201 238	2 630 857	309 447	4 234 457
3916904100	Monofilament other plastic of hardenedproteins	1 111	21 514	8 522	91 366
3916904900	Other plastics of hardened proteins	33 766	167 358	88 473	478 829
3916905000	Other plastics of vulcanised fibre	6 707	21 937	44 874	155 062
3916906000	Other plastics of chemical derivativesof natural rubber	0	8 384	0	37 161
3916909100	Other monofilament of other plastics	4 157	62 037	20 930	151 011
3916909900	Oth plastic,except monofilament,hardened proteins,vulcanised fib	205 662	1 702 516	952 526	9 425 826
3917101000	Artificial guts (sausage casings) ofhardened proteins	5 571	76 181	178 420	2 307 135
3917109000	Artificial guts (sausage casings) ofcellulosic materials	91 981	1 162 299	1 359 080	14 082 010
3917210000	Tubes,pipes & hoses, rigid, of polymersof ethylene	147 577	1 108 866	421 316	4 692 887
3917220000	Tubes,pipes & hoses, rigid, of polymersof propylene	160 368	1 026 148	556 188	3 684 004
3917230000	Tubes,pipes & hoses, rigid, of polymersof vinyl chloride	243 943	2 523 998	525 276	5 213 237
3917290000	Tubes,pipes & hoses, rigid, of polymersof other plastics	459 612	4 902 461	1 697 341	20 768 010
3917310000	Flexible tubes, pipes and hoses having a minimum burst pressure c	35 147	613 924	253 060	4 352 863
3917321000	Sausage/ ham casing,not reinforced orcombined w/ oth material,w	2 337	20 674	38 087	449 773
3917329000	Oth unflexible tube,pipe& hose,not reinforced or combined materi	586 950	4 263 758	3 607 620	27 511 171
3917330000	Oth tube,pipe,not reinforced/ otherwisecombined w/ oth material	60 413	417 290	136 425	1 256 789
3917390000	Other tubes, pipes and hoses	763 920	4 742 108	2 028 102	14 402 592
3917400000	Fittings of plastics	990 489	7 065 275	3 612 000	33 731 450
3918101100	Tiles of polymers of vinyl chloride	167 530	1 998 724	152 494	1 630 040
3918101900	Oth floor covering of polymers of vinylchloride	2 155 839	16 656 261	1 113 538	11 177 153
3918109000	Wall or ceiling coverings of polymers of vinyl chloride	821 764	6 712 100	577 976	6 044 981
3918901100	Tiles of polyethylene	22 999	91 486	15 122	132 346
3918901300	Oth floor coverings of polyethylene	40 536	776 061	43 946	994 846
3918901400	Oth floor coverings of chemicalderivatives of natural rubber	202	202	435	435
3918901900	Other floor coverings of other plastics	40 270	7 542 353	80 296	1 720 323
3918909100	Wall or ceiling covering of polyethylene	170 945	1 821 057	449 477	4 683 167
3918909900	Wall or ceiling coverings of otherplastic	108 591	1 399 881	281 882	3 946 717
3919101000	Self-adhesive plate,sheet,film,foil,tape& strip,width=<20cm ;plymer	216 454	1 788 416	1 934 041	10 361 445
3919102000	Self-adhesive plate,sheet,film,foil,tape& strip,width=<20cm ;polyetl	36 539	1 063 077	592 928	11 898 881
3919109000	Self-adhesive plate,sheet,film,foil,tape& strip,width=<20cm ;oth pl	723 967	9 218 839	4 955 697	76 132 035
3919901000	Self-adhesive plate,sheet,film,foil,tape& strip,width>=20cm ;plymer	428 084	11 019 509	1 137 340	12 625 358

I.3. IM POR M ENURUT KOM ODITI / IM PORT BY HS COM M ODITY

*** NOVEM BER / NOVEM BER 2014 ***

H S	Uraian Komoditi Commodity Description	Berat Bersih / Net Weight (Kg)		Nilai / Value C.I.F (US\$)	
		Bulan ini Current Month	Kumulatif Cum.Jan. to date	Bulan ini Current Month	Kumulatif Cum.Jan. to date
3919902000	Self-adhesive plate, sheet, film, foil, tape & strip, width >= 20cm; of hard	44 381	179 606	44 218	551 217
3919909000	Self-adhesive plate, sheet, film, foil, tape & strip, width >= 20cm; oth pl	3 833 564	39 927 668	13 331 722	140 777 430
3920100000	Oth plate, sheet, film, foil & strip, ethylene polymer, non-cellular & not	3 327 911	33 551 935	8 229 875	88 387 223
3920201000	Biaxially Oriented Polypropylene (BOPP) film, of polymers of propyl	2 538 985	25 707 004	5 000 016	51 627 483
3920209000	Oth plate, sheet, film, strip, propylenepolymers, non-cellular & not rei	594 668	7 245 130	2 305 694	29 311 467
3920301000	Polymers of styrene of akind used as an adhesive by melting	34 731	290 519	356 378	3 230 239
3920302000	Acrylonitrile butadiene styrene (ABS) sheet used in the refrigerator	7 403	168 403	37 472	763 220
3920309000	Polymer styrene not used as an adhesive by melting; not ABS sheet	81 299	921 626	735 371	14 252 768
3920430000	Polymers of vinyl chloride tape; weight >= 6% of plasticisers	993 614	7 329 217	1 986 852	16 493 795
3920490000	Polymers of vinyl chloride tape; weight < 6% of plasticisers	1 467 373	18 506 929	3 146 615	34 261 106
3920510000	Acrylic polymers of poly(methyl methacrylate)	20 257	273 372	49 492	711 569
3920590000	Other acrylic polymer except poly(methyl methacrylate)	80 064	1 289 632	79 794	1 499 951
3920611000	Plates & sheets of polycarbonates	72 546	1 439 272	195 092	3 659 608
3920619000	Polycarbonates except plates and sheets form	240 087	1 967 042	1 077 739	10 049 686
3920620000	Poly(ethylene terephthalate)	2 386 027	30 466 345	5 031 158	62 635 513
3920630000	Unsaturated polyesters	11 086	218 639	29 145	537 080
3920690000	Oth polyester, not polycarbonate, poly(ethylene terephthalate) & ur	511 241	7 200 070	1 611 576	30 387 330
3920711000	Cellophane film	262 730	2 331 904	1 312 908	11 651 056
3920719000	Other regenerated cellulose, except cellophane film	196	114 682	2 692	503 883
3920730000	Cellulose acetate or its chemical derivatives	0	24 156	0	40 903
3920799000	Other cellulose derivatives, except nitrocellulose	2	4 620	271	8 594
3920911000	Film of poly(vinyl butyral) in safety glass, thickness 0.38-0.76mm w	170 935	1 757 318	851 748	10 235 020
3920919000	Other poly(vinyl butyral)	711 595	1 512 792	801 590	3 254 894
3920921000	Plate, sheet, foil & strip of polyamides-6	21 808	704 836	147 384	3 973 303
3920929000	Other plate, sheet, foil & strip of polyamides, except polyamides-6	76 749	2 121 524	337 725	8 365 875
3920930000	Plate, sheet, foil & strip of amino-resins	5 229	59 804	42 131	351 307
3920941000	Phenol formaldehyde (bakelite) sheets	44 356	242 462	98 067	793 001
3920949000	Oth plate, sheet, foil & strip of phenolic resins, except phenol forma	116 674	1 770 044	127 235	1 641 478
3920991000	Oth plate, sheet, foil & strip; oth plastic; hardened proteine/chemical	37 850	283 957	86 928	1 051 812
3920999000	Oth plate, sheet, foil & strip; oth plastic; not hardened proteine/chem	462 764	7 962 826	1 178 179	12 730 301
3921112000	Plates, sheets, film, foil & strip, cellular, of polymers of styrene; rigid	4 193	18 945	32 241	117 342
3921119000	Plates, sheets, film, foil & strip, cellular, of polymers of styrene; not ri	164 869	1 723 480	416 969	4 765 802
3921120000	Plates, sheets, film, foil & strip, cellular, of polymers of vinyl chloride	1 701 494	26 236 888	2 134 683	26 022 167
3921131000	Plates, sheets, film, foil & strip, cellular, of polyurethanes; rigid	87 606	349 968	410 139	3 021 379
3921139000	Plates, sheets, film, foil & strip, cellular, of polyurethanes; not rigid	203 141	2 662 602	1 146 905	21 191 662
3921142000	Plates, sheets, film, foil & strip, cellular, of regenerated cellulose; rigi	2	5 810	116	4 808
3921149000	Plates, sheets, film, foil & strip, cellular, of regenerated cellulose; not	31 528	165 457	89 334	849 785
3921192000	Plates, sheets, film, foil & strip, cellular, of other plastics; rigid	22 119	379 840	243 434	13 722 526
3921199000	Plates, sheets, film, foil & strip, cellular, of other plastics; not rigid	2 294 963	24 861 311	2 365 369	32 402 111
3921901000	Plates, sheets, film, foil & strip, of vulcanised fibre	287 268	1 633 314	199 832	2 399 074
3921902000	Plates, sheets, film, foil & strip, of hardened proteins	306 523	5 660 222	1 081 532	14 851 247
3921903000	Plates, sheets, film, foil & strip, of chemical derivatives of natural rubb	0	44 708	0	280 997
3921909000	Other plates, sheets, film, foil & strip, of plastics	5 027 418	58 675 153	7 743 124	94 463 659
3922101000	Baths	12 243	388 848	70 053	2 464 379
3922109000	Shower-baths, sinks & washbasins	148 077	945 993	900 477	6 849 086
3922200000	Lavatory seats and covers	66 636	1 060 045	350 740	5 231 556
3922901100	Parts of flushing cisterns, of plastics	9 717	227 610	91 455	1 951 404
3922901200	Flushing cisterns equipped with their mechanisms	37 170	218 903	109 370	1 138 914
3922901900	Other lavatory pans, flushing cisterns & urinals	32 196	273 242	125 864	1 188 374
3922909000	Similar sanitary ware, of plastics	87 041	1 394 214	279 678	4 446 313
3923101000	Film, tape and optical disc cases	37 121	468 686	272 875	3 432 721
3923109000	Other boxes, cases, crates and similar articles	2 547 918	27 052 932	5 742 646	70 618 855
3923211100	Aseptic bag reinforced w/ alum foil; width >= 315mm; length >= 410m	34 171	156 833	528 607	2 911 223
3923211900	Aseptic bag reinforced w/ alum foil; width < 315mm; length < 410mm	438 750	3 687 471	812 760	9 874 447
3923219100	Aseptic bag not reinforced w/ alum foil; width >= 315mm; length >= 4	10 603	137 320	49 664	740 361
3923219900	Aseptic bag not reinforced w/ alum foil; width < 315mm; length < 410	1 107 170	9 550 487	4 007 356	40 094 764
3923291000	Aseptic bag not reinforced w/ alum foil; width >= 315mm; length >= 4	25 635	190 639	158 783	1 647 173
3923299000	Aseptic bag not reinforced w/ alum foil; width < 315mm; length < 410	844 246	8 766 374	3 475 473	41 137 762
3923302000	Multilayer fibreglass reinforced fuel container	28 611	624 719	90 056	4 230 139
3923309000	Other carboys, bottles, flasks & similar article	956 270	9 699 131	3 846 456	37 112 567
3923401000	Spool, bobbin & similar support; suitable for machines heading 84.44	56 677	715 960	327 845	4 841 518
3923409000	Other spool, cop, bobbin & similar support	85 646	1 066 115	593 071	8 327 035
3923500000	Stoppers, lids, caps and other closures	806 167	11 303 157	4 694 323	64 147 475
3923901000	Toothpaste tubes container, of plastic	8 847	53 375	64 678	688 487

I.3. IM POR M ENURUT KOM ODITI / IM PORT BY HS COM M ODITY
***** NOVEM BER / NOVEM BER 2014 *****

H S	Uraian Komoditi Commodity Description	Berat Bersih / Net Weight (Kg)		Nilai / Value C.I.F (US\$)	
		Bulan ini Current Month	Kumulatif Cum.Jan. to date	Bulan ini Current Month	Kumulatif Cum.Jan. to date
3923909000	Oth articles for the conveyance/packinggoods of plastics	1 957 324	19 540 683	6 195 684	61 316 572
3924100010	Tableware & kitchenware of melamine	74 979	502 773	53 148	609 928
3924100090	Tableware & kitchenware except frommelamine	33 531	587 626	207 283	3 585 533
3924901000	Bed pans, urinals (portable type) & chamber pots;of plastics	10 934	262 172	43 581	1 090 789
3924909000	Other household articles&hygienic/toilet articles, of plastics	1 706 494	19 086 156	4 770 394	71 709 612
3925100000	Reservoirs,tanks,vats & similar contain. capacity <= 300 litres	5	62 553	139	378 391
3925200000	Doors, windows & their frames & threshold for doors	161 123	1 980 805	260 583	3 774 009
3925300000	Shutters,blind (include Venetian blinds) and similar articles and pa	117 447	1 027 698	369 960	2 693 004
3925900000	Oth builder ware plastic,not elsewherespecified or included	414 836	4 195 504	813 658	9 645 266
3926100000	Office or school supplies of plastics	902 298	6 222 895	1 254 832	11 687 343
3926206000	Articles of apparel used for protectionfrom chemical,radiation/fire	32 672	298 660	371 797	1 922 637
3926209000	Oth articles of apparel&clothingaccessories;of plastics	823 437	7 473 952	3 024 166	38 812 523
3926300000	Fittings for furniture, coachwork or the like	275 415	1 816 307	926 389	8 103 286
3926400000	Statuettes & other ornamental articles	61 867	1 218 197	285 505	4 412 921
3926901000	Floats for fishing nets, of plastics	56 381	507 980	164 672	1 637 818
3926902000	Fan & handscreen, frames & handles andparts	21 246	461 383	60 534	1 232 757
3926903200	Plastic moulds with denture imprints	80	255	437	6 732
3926903900	Oth hygienic,medical & surgical articles; of plastics	414 489	4 763 205	3 723 962	41 600 687
3926904100	Police shields, of plastics	0	166	0	5 549
3926904200	Protective mask for use in welding & similar works	17 967	295 336	49 472	1 786 908
3926904400	Life saving cushions for the protectionof persons falling from hegh	49	7 360	1 246	46 571
3926904900	Other safety and protective devices	164 266	1 835 408	698 314	12 584 687
3926905300	Transmission or conveyor belts or beltin	52 988	390 504	623 015	4 180 401
3926905500	Plastic J-hooks or bunch blocks fordetonators	6 813	135 056	36 621	602 755
3926905900	Other industrial articles, of plastics	1 022 830	11 119 647	12 176 670	142 697 938
3926906000	Poultry feeders	976	93 939	1 138	115 441
3926907000	Padding for articles of apparel orclothing accessories	175 941	2 372 870	1 002 545	10 003 095
3926908100	Shoe lasts	50 260	517 037	760 634	7 850 419
3926908200	Prayer beads	0	9 158	0	20 646
3926908900	Cards for jewellery/small objects ofpersonal adornment	194 825	2 022 171	1 197 684	12 457 695
3926909100	Other articles of plastics & othermaterial of kind used for grain sto	88 374	536 685	1 240 148	4 576 363
3926909200	Empty capsules of a kind suitable forpharmaceutical use	1 125	6 339	42 442	184 050
3926909900	Other articles of plastics and othermaterial	2 626 028	27 794 298	10 276 388	123 182 309
4001101100	Centrifuge concentrat,containing ammonia >= 0.5%;natural rubber	1 666 500	18 623 848	2 033 710	27 825 546
4001101900	Natural rubber latex,containing ammonia>= 0.5%;in other forms	354	51 718	10 683	108 415
4001102100	Centrifuge concentrat,containing ammonia < 0.5%;natural rubber	0	6 840	0	49 946
4001102900	Natural rubber latex,containing ammonia< 0.5%;in other forms	1 755	416 509	16 116	786 305
4001211000	Natural rubber in smoked sheets, RSSGrade 1	88	263	463	1 423
4001213000	Natural rubber in smoked sheets, RSSGrade 3	20 000	455 660	31 600	373 793
4001219000	Natural rubber in other forms	0	200 963	0	255 118
4001221000	Technically Specified Natural Rubber(TSNR) 10	0	1 773 320	0	2 931 258
4001222000	Technically Specified Natural Rubber(TSNR) 20	0	38 920	0	68 441
4001223000	Technically Specified Natural Rubber(TSNR) L	2 075	162 247	11 249	3 403 540
4001224000	Technically Specified Natural Rubber(TSNR) CV	0	38 404	0	100 916
4001229000	Other Technically Specified NaturalRubber (TSNR)	619 050	3 991 469	1 038 946	7 958 576
4001292000	Latex crepes	1 007	7 432	13 485	107 919
4001295000	Other crepes	0	3 000	0	23 400
4001297000	Skim rubber	0	177 601	0	468 883
4001299900	Other natural rubber in other forms	20 160	158 765	31 046	314 412
4001301100	Jelutong in primary forms	0	20 000	0	9 447
4001301900	Jelutong in other forms	0	43	0	720
4001309900	Other balata,gutta-percha,guayule,chicle similar natural gums, in c	21 000	123 572	6 015	360 232
4002110000	Styrene-butadiene rubber,Carboxilatedstyrene-butadiene rubber;i	438 479	7 902 570	606 970	12 191 923
4002191000	SBR,XSBR;in primary forms/in vulcanised,uncompound plates,shoe	3 634 491	44 944 651	8 048 940	100 043 558
4002199000	Styrene-butadiene rubber,Carboxilatedstyrene-butadiene rubber;i	4 581 004	66 827 120	9 376 613	134 090 113
4002201000	Butadiene rubber (BR), in primary forms	1 551 764	24 495 828	3 233 408	52 996 173
4002209000	Butadiene rubber (BR), in other forms	3 572 714	45 090 135	7 767 225	96 229 407
4002311000	Isobutene-isoprene rubber,unvulcanised,uncompound plates,shoe	365 208	6 777 521	1 258 798	23 212 021
4002319000	Isobutene-isoprene (butyl) rubber (IIR), in other process	273 367	4 904 672	811 047	15 501 499
4002391000	Halo-isobutane-isoprene rubber,unvulcanised,uncompound plate,;	111 176	1 108 210	436 695	4 491 440
4002399000	Halo-isobutane-isoprene (butyl) rubber (CIIR/BIIR), in other proces	666 470	9 505 080	2 847 669	41 671 577
4002410000	Chloroprene (chlorobutadiene) rubber(CR), in latex form	455 308	4 393 766	983 409	8 955 987
4002491000	Chloroprene (chlorobutadiene) rubber(CR), in primary form	111 027	1 671 691	486 464	7 501 621
4002499000	Chloroprene (chlorobutadiene) rubber(CR) in other form	392 983	3 484 108	1 692 638	15 155 998

I.3. IM POR M ENURUT KOM ODITI / IM PORT BY HS COM M ODITY
***** NOVEM BER / NOVEM BER 2014 *****

H S	Uraian Komoditi Commodity Description	Berat Bersih / Net Weight (Kg)		Nilai / Value C.I.F (US\$)	
		Bulan ini Current Month	Kumulatif Cum.Jan. to date	Bulan ini Current Month	Kumulatif Cum.Jan. to date
4002510000	Acrylonitrile-butadiene rubber (NBR), in latex form	1 344 812	14 186 089	1 641 828	21 312 264
4002591000	Acrylonitrile-butadiene rubber (NBR), in primary form	54 361	953 424	180 092	3 474 640
4002599000	Acrylonitrile-butadiene rubber (NBR), in other form	237 367	4 193 129	719 794	13 059 302
4002601000	Isoprene rubber (IR) in primary forms	74 595	745 958	164 714	1 799 095
4002609000	Isoprene rubber (IR) in other forms	32 173	676 268	105 355	1 765 719
4002701000	Ethylene-propylene-non-conjugated dienerubber (EPDM), in prim	175 734	3 236 528	569 544	10 126 720
4002709000	Ethylene-propylene-non-conjugated dienerubber (EPDM), in other	815 369	7 325 716	2 468 569	23 031 281
4002801000	Mixture of natural rubber latex withsynthetic rubber latex	184 276	1 339 072	434 170	3 435 739
4002809000	Other mixtures of any product of heading 40.01 with any product	61 229	735 823	201 783	2 404 685
4002910000	Oth synthetic rubber & factice derivedfrom oils, in latex forms	775 124	12 508 379	904 971	13 269 080
4002992000	Oth synt rubber&factice derived from oil ;primary form,unvulcanis	5 026	158 597	11 855	1 468 788
4002999000	Oth synthetic rubber & factice derivedfrom oils in other form	477 317	3 925 502	1 357 913	12 628 464
4003000000	Reclaimed rubber in primary formsoar inplates, sheets or strips	1 139 266	16 266 240	789 999	12 348 158
4004000000	Waste,paring&rubber scrap (oth hardrubber)&powder&granule ot	390 140	7 450 359	290 595	4 228 677
4005101000	Compounded of natural gums with carbonblack/silica,unvulcanise	24 159	539 775	100 030	2 169 397
4005109000	Compounded other rubber with carbonblack/silica,unvulcanised,ir	257 521	3 962 834	1 201 069	21 353 733
4005200000	Solutions; dispersions oth than those of subheading 4005.10	50 890	754 042	79 605	1 285 629
4005911000	Natural gums,in plates, sheets, & strip	3 725	60 507	13 736	463 852
4005919000	Other compounded rubber,unvulcanised,inplates, sheets, & strip	148 535	2 978 372	600 313	11 283 873
4005991000	Other compounded rubber,unvulcanised,inlatex form	7 778	33 560	15 001	130 481
4005999000	Other compounded rubber,unvulcanised,inother form	267 162	2 679 545	440 515	4 871 328
4006100000	"camel-back" strip for retreading rubber tyres, unvulcanised	18 701	740 541	30 632	1 171 003
4006901000	Natural gums; unvulcanised	1 407	18 713	5 992	40 526
4006909000	Oth forms & articles of unvulcanisedrubbers	59 637	685 384	509 464	4 729 138
4007000000	Vulcanised rubber thread & cord.	619 386	6 215 896	1 433 000	17 064 388
4008111000	Plates,sheet&strip of cell. rubber;thick<=5mm;lined w/ one side te	14 662	131 748	30 945	532 512
4008112000	Floor tiles and wall tiles of cellularrubber	0	44 169	0	81 288
4008119000	Other plates, sheets & strip of cellular rubber	222 374	2 142 190	980 645	10 337 644
4008190000	Other forms of cellular rubber	28 285	467 341	178 646	3 291 247
4008211000	Plate,sheet&strip non-cell. rubber;thick<=5mm;lined w/ one side t	28 823	260 519	662 336	8 965 564
4008212000	Floor tiles and wall tiles of non-cellular rubber	0	4 711	0	60 520
4008219000	Other plates, sheets, & strip ofnon-cellular rubber	95 022	1 025 909	321 714	4 919 294
4008290000	Other forms of non-cellular rubber	41 690	666 907	508 545	5 368 280
4009110000	Tube,pipe & hose,not reinforced/combined w/ oth material witho	171 319	1 665 691	754 143	8 914 596
4009121000	Mining slurry suction& discharge hose,not reinforce/combine w/ o	2 745	49 600	88 704	511 338
4009129000	Oth tubes,pipes & hoses, not reinforced/combined w/ oth mtrl wit	14 991	198 043	166 074	2 027 395
4009211000	Mining slurry suction& discharge hose,reinforce/combine w/ oth r	0	14 561	0	116 373
4009219000	Oth tube,pipe & hose,reinforced/combined w/ oth materials w/o f	254 907	2 590 490	1 914 352	19 562 614
4009221000	Mining slurry suction& discharge hose,reinforce/combine w/ oth r	14 050	95 544	54 587	283 718
4009229000	Oth tube,pipe & hose,reinforced/combined w/ oth materials w/ fit	107 383	1 119 058	3 197 608	12 692 416
4009311000	Mining slurry suction& discharge hose,reinforce/combine w/ textil	46 688	229 265	54 936	596 035
4009319100	Fuel hoses,header hoses& water hoses,used on motor vehicles	189 482	2 225 366	2 817 718	33 008 393
4009319910	Rubber hose for gas stove, withoutfittings	361	102 326	2 400	166 289
4009319990	Oth tube,pipe& discharge hose,reinforced/combined w/ textile, wi	62 604	784 042	369 515	6 217 888
4009321000	Mining slurry suction& discharge hose,reinforce/combine w/ textil	12	2 348	871	46 336
4009329010	Rubber hose for gas stove, with fittings	1 684	11 763	2 552	25 345
4009329090	Oth tube,pipe& discharge hose,reinforced/combined w/ textile, wi	33 907	440 196	420 884	5 930 931
4009410000	Mining slurry suction& discharge hose,reinforce/combine w/ oth r	275 497	2 708 666	1 136 439	13 654 607
4009421000	Mining slurry suction& discharge hose,reinforce/combine w/ oth r	1 247	34 393	3 833	234 519
4009429000	Oth tube,pipe & hose,reinforced/combined w/ oth material, with f	190 174	3 396 636	3 409 862	51 399 833
4010110000	Conveyor belts/belting,reinforced withmetal	233 600	1 908 007	1 308 333	12 117 832
4010120000	Conveyor belts/belting,reinforced withtextile material	340 223	3 898 720	1 485 967	11 034 100
4010190000	Other conveyor belts/belting, reinforced with other material	566 032	5 731 209	1 563 539	29 603 894
4010310000	V-belts,V-ribbes of an outside circumference >60cm and <=180cm	29 622	321 739	498 515	5 686 316
4010320000	V-belts,oth than v-ribbed, of an outside circumference>60cm and	857	48 911	17 676	882 515
4010330000	V-belts,V-ribbed,of an outside circumference>180cm and <=240cm	1 790	16 257	26 712	263 188
4010340000	V-belts,oth than v-ribbed, of an outside circumference>180cm anc	214	17 349	3 544	245 518
4010350000	Endless synchronous belt,of an outsidecircumference>60cm and <	1 826	18 235	50 251	425 314
4010360000	Endless synchronous belt,of an outsidecircumference>150cm and	403	4 241	9 391	52 215
4010390000	Oth transmission belts/belting	716 547	2 899 318	2 032 412	25 321 848
4011100000	New pneumatic tyres,of rubber of a kindused on motor cars	2 344 023	56 094 981	4 141 933	50 984 703
4011201000	New pneumatic tyre,of rubber used onbuses/lorries, width<450m	4 591 874	58 122 065	8 189 624	119 105 560
4011209000	New pneumatic tyre,of rubber used onbuses/lorries, width>=450n	120 538	607 458	669 744	2 331 151
4011300000	New pneumatic tyres,of rubber of a kindused on aircraft	76 898	946 898	1 070 478	14 404 823

I.3. IM POR M ENURUT KOM ODITI / IM PORT BY HS COM M ODITY
***** NOVEM BER / NOVEM BER 2014 *****

H S	Uraian Komoditi Commodity Description	Berat Bersih / Net Weight (Kg)		Nilai / Value C.I.F (US\$)	
		Bulan ini Current Month	Kumulatif Cum.Jan. to date	Bulan ini Current Month	Kumulatif Cum.Jan. to date
4011400000	New pneumatic tyres,of rubber of a kindused on motorcycles	118 969	1 193 580	483 049	5 123 509
4011500000	New pneumatic tyres,of rubber of a kindused on bicycles	398 602	3 855 543	358 572	3 620 199
4011611000	New pneumatic tyres,of rubber used onagricultural/ forestry tractc	39 238	795 394	173 153	2 517 206
4011619000	New pneumatic tyres,of rubber used onagricultural/ forestry vehicl	123 925	1 454 441	388 907	4 389 499
4011621000	New pneumatic tyres,of rubber, rimsize <61 cm,used on tractors	37 464	162 323	52 542	604 815
4011629000	New pneumatic tyres,of rubber, rimsize <61 cm,used on const/ind	53 655	385 970	83 051	986 441
4011631000	New pneumatic tyre,of rubber,rim size >=61cm, used on tractors	573	18 731	4 868	147 803
4011639000	New pneumatic tyre,of rubber,rim size >=61cm, used on const/ind	13 359	110 586	15 149	374 049
4011690000	New pneumatic tyre,of rubber, used foroth purpose	95	88 068	3 428	847 791
4011921000	Oth new pneumatic tyre,of rubber,used on agricul./ forestry tracto	1 781	104 506	2 005	280 848
4011929000	Oth new pneumatic tyre,of rubber,used on agricul./ forestry vehicl	0	46 336	0	152 393
4011931000	Oth new pneumatic tyre,of rubber,rimsize <61 cm,used on tractor	460 169	2 384 614	1 032 336	5 554 656
4011939000	Oth new pneumatic tyre,of rubber,rimsize <61 cm,used on const/i	204 876	2 046 347	775 063	9 255 988
4011941000	Oth new pneumatic tyre,rubber,rimsize>=61cm,used on mach of h	311 879	10 048 028	2 499 268	85 919 684
4011942000	Oth new pneumatic tyre,rubber,rimsize>=61cm,used on tractor,fo	0	38 213	0	299 425
4011949000	Oth new pneumatic tyre,of rubber,rimsize >=61cm, used for oth. p	2 458 544	20 087 063	14 856 662	126 586 388
4011991000	Oth new pneumatic tyre,of rubber, usedon vehicles of chap.87	479 099	4 632 684	3 206 513	32 118 956
4011992000	Oth new pneumatic tyre,of rubber, usedon mach of heading 84.29	4 433	144 460	38 548	548 997
4011999000	Oth new pneumatic tyre,of rubber, usedfor oth, width<450mm	11 582	760 725	108 151	6 575 142
4012110000	Retreaded tyres,used on motor cars	5 901	18 019	3 394	11 374
4012121000	Retreaded tyres,used on buses/ lorries,width<450mm	0	97 243	0	74 265
4012129000	Retreaded tyres,used on buses/ lorries,width>=450mm	0	275 086	0	361 759
4012130000	Retreaded tyres,used on aircraft	1 884	168 660	7 618	879 055
4012191000	Retreaded tyres,used on motorcycles	0	1 719	0	10 288
4012192000	Retreaded tyres,used on bicycles	4 110	20 588	8 763	45 742
4012193000	Retreaded tyres,used on machinery ofheading 84.29/ 84.30	0	570	0	2 153
4012194000	Retreaded tyres,used on oth vehicles ofchapter 87	0	705	0	7 949
4012199000	Retreaded tyres,used for oth purposed	108 488	971 527	105 430	993 596
4012901400	Solid tyres,external diameter >250 mm,width<450mm	3 766	183 095	21 561	715 178
4012901500	Solid tyres,external dia.>250,width> 450mm,used on vehicle of ch.	0	81 583	0	317 788
4012901600	Oth solid tyres,external diameter>250mm,of a width>450mm	0	9 348	0	40 836
4012901900	Oth solid tyres,external diameter<250mm,of a width>450mm	87 685	850 536	167 817	2 212 963
4012902100	Cushion tyres, of a width not exceeding450mm	102	17 614	4 829	76 925
4012902200	Cushion tyres, of a width exceeding450mm	947	14 985	3 757	41 279
4012907000	Replaceable tyre treads, width<450mm	86 918	1 076 610	231 874	3 179 070
4012908000	Tyre flaps	106 637	623 843	148 562	959 219
4012909000	Oth retreaded/ used pneumatic,solid/cushion tyres, of rubber	68 575	484 237	167 103	1 278 515
4013101100	Inner tubes,of rubber,used on motor carwidth tyres<450mm	188 228	2 150 899	229 765	2 419 182
4013101900	Inner tubes,of rubber,used on motor carwidth tyres>450mm	437	59 686	1 007	50 942
4013102100	Inner tubes,of rubber,used on bus/ lorriwidth tyres<450mm	36 656	496 018	114 947	1 679 141
4013102900	Inner tubes,of rubber,used on bus/ lorriwidth tyres>450mm	35	234 336	223	764 098
4013200000	Inner tubes,of rubber,used on bicycles	129 796	1 399 797	136 438	1 526 285
4013901100	Inner tube,of rubber,used on heading84.29/ 84.30;width tyres<450	7 732	62 930	22 697	203 455
4013901900	Inner tube,of rubber,used on heading84.29/ 84.30;width tyres>450	22 673	72 447	83 250	289 628
4013902000	Inner tube,of rubber,used on motorcycle	0	100 077	0	179 647
4013903100	Inner tube,of rubber,used on oth vehicle of chap.87, width tyres<4	0	22 825	0	22 439
4013903900	Inner tube,of rubber,used on oth vehicle of chap.87, width tyres>4	11 790	163 787	5 934	225 028
4013904000	Inner tube,of rubber,used on aircraft	1	28 268	26	117 098
4013909100	Oth inner tube,of rubber,suitable forfitting to tyres of width<450r	60 401	255 596	116 648	493 404
4013909900	Oth inner tube,of rubber,suitable forfitting to tyres of width>450r	36 884	350 484	217 490	909 686
4014100000	Sheath contraceptives	81 004	701 432	681 090	7 155 530
4014901000	Teats for feeding bottles & similararticles	13 413	122 800	160 549	1 630 009
4014904000	Stoppers for pharmaceutical use	48 029	418 922	419 790	7 333 243
4014909000	Oth hygienic/ pharmaceutical articles,ofvulcanised rubber	24 810	238 660	195 690	2 516 307
4015110000	Gloves, mittens & mitts, for surgical	175 793	957 330	1 240 578	6 680 640
4015190000	Gloves, mittens & mitts, for otherpurposed	210 704	1 818 976	1 040 558	9 076 331
4015901000	Lead aprons	61	3 926	618	15 072
4015902000	Divers' suits(wet suit)	2 843	5 674	6 837	13 398
4015909000	Oth article of apparel, clothing accessfor all purposed	25 680	471 255	187 831	2 665 854
4016101000	Padding for articles of apparel orclothing accessories	9 658	136 786	111 773	1 547 293
4016102000	Floor tiles and wall tiles	0	173	0	762
4016109000	Oth articles of vulcanised rubber otherof cellular rubber	62 691	892 454	428 138	6 369 919
4016911000	Mats	264 622	1 403 279	353 212	2 345 737
4016912000	Tiles	0	13 273	0	19 886

I.3. IM POR M ENURUT KOM ODITI / IM PORT BY HS COM M ODITY

*** NOVEM BER / NOVEM BER 2014 ***

H S	Uraian Komoditi Commodity Description	Berat Bersih / Net Weight (Kg)		Nilai / Value C.I.F (US\$)	
		Bulan ini Current Month	Kumulatif Cum.Jan. to date	Bulan ini Current Month	Kumulatif Cum.Jan. to date
4016919000	Oth floor coverings	54 050	2 131 101	237 748	3 033 403
4016921000	Eraser tips	101 768	1 216 928	436 084	2 472 025
4016929000	Other erasers	46 316	614 908	42 926	1 921 179
4016931000	Gasket,washer & seal used to insulate the terminal lead of electroly	22 043	250 775	520 693	5 904 744
4016932000	Gasket & O-ring, used on motor vehicle of heading 87.02,87.03,87.0	183 317	2 062 424	3 506 663	41 920 908
4016939000	Oth gaskets, washers & oth seals	262 263	4 434 924	4 098 266	58 267 065
4016940000	Boat/ dock fenders,whether/ not inflatable	94 603	2 312 780	141 912	8 039 521
4016950000	Oth articles of vulcanised rubber,inflatable	139 257	1 626 030	503 077	6 795 868
4016991300	Weatherstripping,used on motor vehicle of heading 87.02,87.03/8	40 781	964 791	476 554	10 581 522
4016991400	Oth article of vulcanised rubber,for vehicle of heading 87.02~87.05	264 625	2 941 855	3 086 955	36 480 355
4016991500	Oth article of vulcanised rubber,for vehicles 87.09,87.13,87.15&87	5 719	69 468	70 553	922 049
4016991600	Bicycle mudguards	1 588	8 569	1 849	11 433
4016991700	Bicycle parts	27 966	169 013	186 555	1 086 887
4016991800	Other bicycle accessories	0	10 298	0	4 026
4016991900	Oth parts & access for vehicle of rubber of chapter 87	61 006	562 641	658 680	6 090 596
4016992000	Parts & access of rotocutes of heading 88.04	1 998	68 017	26 522	722 306
4016993000	Rubber bands	116 590	1 158 753	541 111	5 632 140
4016994000	Wall tiles	575	169 980	8 745	597 322
4016995100	Rubber rollers	144 114	1 184 491	566 662	6 754 690
4016995200	Tyre moulds bladders	2 786	252 542	85 941	4 522 693
4016995300	Electrical insulators hoods	246	8 567	3 345	101 603
4016995400	Rubber grommets & rubber cover for automotive wiring harnesses	107 150	1 139 651	1 577 439	21 282 544
4016995900	Oth article,used in machinery/mechanical/electrical appliances/fo	79 315	1 285 553	1 734 859	27 843 313
4016996000	Rail pad, of rubber	672	30 853	47 444	559 944
4016997000	Structural bearings including bridge bearings, oth than rail p	219 246	327 318	1 099 749	3 789 854
4016999100	Table coverings	339	12 787	5 278	156 040
4016999900	Oth articles of vulcanised rubber for oth purposed	266 419	3 332 352	1 578 426	24 232 782
4017001000	Floor tiles & wall tiles	476	25 016	9 384	326 233
4017002000	Other articles of hard rubber	10 546	789 248	214 813	3 120 605
4017009000	Other hard rubber in all form,includewaste & scrap, articles of har	50 758	369 142	442 446	4 181 608
4101201000	Hide & skin,weight/ skin<8kg(simply dried),10kg(dry-salt),16kg(fresh	562 658	7 882 001	398 461	5 694 786
4101209000	Hide & skin,weight/ skin<8kg(simply dry),10kg(dry-salt),16kg(fresh),	130	2 498	4 589	23 553
4101501000	Whole hide & skin,of a weight >16 kg,pre-tanned	95 587	1 355 336	418 023	4 528 867
4101509000	Whole hide & skin,of a weight >16 kg,not pre-tanned	0	271 748	0	475 063
4101909000	Oth hide & skin,inc butt,weight/ skin<8kg(simply dry),10kg(dry-salt),	565 912	4 701 327	433 900	3 711 900
4102100000	Raw skins of sheep/lambs with wool on	37 713	406 977	46 802	347 826
4102210000	Raw skins of sheep/lambs without wool on , pickled	0	52 159	0	505 354
4102291000	Oth raw skins of sheep/lamb without wool on, not pickled,pre-tan	25 497	45 536	18 579	32 199
4103201000	Raw hide & skin of reptiles,pre-tanned	0	779	0	13 684
4103209000	Raw hide & skin of reptiles,not pre-tanned	0	809	0	64 913
4103300000	Raw hide & skin of swine	0	3	0	103
4103900000	Raw hide & skin of oth animal	351 079	2 004 878	286 393	1 663 681
4104110010	Bovine leather, vegetable pre-tanned,full grains, unsplit in the wet	0	78 189	0	350 469
4104110090	Oth tanned/ crust hide & skin of bovine,full grain,unsplit in the wet	323 902	7 756 861	641 405	17 251 969
4104190000	Oth tanned/ crust hide & skin of bovine,not full grain,unsplit in the v	199 552	4 676 452	906 272	30 412 182
4104410000	Crust vegetable(semi-tanned) hide & skin,full grain,unsplit;in the dr	282 396	2 356 026	6 462 210	46 056 068
4104490000	Oth crust vegetable(semi-tanned) hide & skin,full grain,unsplit;in th	343 368	4 669 860	5 680 666	79 133 396
4105100000	Tanned/ crust sheep/ lamb skin,w/ o wool on/ hair on,in the wet sta	21 309	628 079	207 825	6 048 834
4105300000	Tanned/ crust sheep/ lamb skin,w/ o wool on/ hair on,in dry state	848	24 972	80 913	1 684 104
4106210000	Tanned/ crust goat/ kid hide & skin,w/ o wool on/ hair on,in the wet s	28 500	82 337	278 729	684 130
4106220000	Tanned/ crust goat/ kid hide & skin,w/ o wool on/ hair on,in the dry s	0	234	0	8 486
4106320000	Tanned/ crust hide & skin of swine,w/ o wool on/ hair on,in the dry s	176	1 556	5 664	51 522
4106401000	Tanned/ crust hide & skin of reptiles,w/ o wool on/ hair on,in the w	0	34 088	0	124 552
4106402000	Tanned/ crust hide & skin of reptiles,w/ o wool on/ hair on,in the dr	0	16	0	1 896
4106910000	Oth tanned/ crust hide & skin of oth animal,w/ o wool on/ hair on,in	16 395	106 212	53 727	328 500
4106920000	Oth tanned/ crust hide & skin of oth animal,w/ o wool on/ hair on,in	82	10 808	8 213	1 066 335
4107110000	Whole hide & skin,full grains,unsplit of bovine/ equine animals,w/ o f	47 854	478 226	1 402 470	13 820 032
4107120000	Whole hide & skin,grains splits of bovine/ equine animals,w/ o hair o	6 264	326 077	182 355	6 375 844
4107190000	Oth whole hide & skin of bovine/ equine animals, in oth form	305 271	3 538 259	7 444 600	80 223 030
4107910000	Oth whole hide & skin,including side of bovine/ equine animals,full g	15 550	186 348	513 923	6 065 551
4107920000	Oth whole hide & skin,including side of bovine/ equine animals, grai	106 649	1 444 813	2 830 848	36 339 428
4107990000	Oth whole hide & skin,including side,of bovine/ equine animals, in c	864 322	7 779 511	10 395 820	99 609 932
4112000000	Leather further prep. after tanning/ crust, oth than leather of headi	39 767	331 565	1 303 719	8 564 745
4113100000	Leather further prepared after tanning/ crusting, of goats or kids	62 874	277 053	1 603 982	9 153 215

I.3. IM POR M ENURUT KOM ODITI / IM PORT BY HS COM M ODITY
***** NOVEM BER / NOVEM BER 2014 *****

H S	Uraian Komoditi Commodity Description	Berat Bersih / Net Weight (Kg)		Nilai / Value C.I.F (US\$)	
		Bulan ini Current Month	Kumulatif Cum.Jan. to date	Bulan ini Current Month	Kumulatif Cum.Jan. to date
4113200000	Leather further prepared after tanning/crusting, of swine	57 353	407 266	767 075	7 848 444
4113300000	Leather further prepared after tanning/crusting, of reptiles	35	1 498	644	16 990
4113900000	Leather further prepared after tanning/crusting, of oth animals	21 813	235 166	80 660	2 563 811
4114100000	Chamois (including combination chamois)leather	0	8 633	0	19 443
4114200000	Patent leather&patent laminated leather, metalised leather	137 644	710 594	1 631 259	8 255 980
4115100000	Composition leather with base of leather/leather fibre,in slabs, sh	26 586	130 356	169 539	2 128 063
4115200000	Paring end other waste of compositionleather,not suit for leather	0	60 980	0	58 923
4201000000	Saddlery & harness for any animal of any materials	0	5 059	0	23 117
4202110010	Travel goods w/ max dimension of h x w x l = 56cm x 45cm x 25cm	0	2 024	0	71 226
4202110090	Trunk,suit,vanity,executive,brief-caseswith outer surface of leathe	92 433	1 211 888	993 968	10 571 537
4202121100	School satchel with outer surface ofvulcanised fibre	8 004	88 164	164 127	684 203
4202121900	School satchel with outer surface ofplastics/textile materials	24 018	829 134	243 562	3 695 392
4202129100	Trunk,suit,vanity,executive,brief-casesw/ out surface of vulcanisec	1 884	25 950	35 504	445 831
4202129900	Trunk,suit,vanity,executive,brief-casesw/ out surface of plastics/te	721 977	6 501 008	2 981 618	29 613 255
4202192000	School satchel,trunk,suit,vanity,brief,w/ outer surface of paperboe	594	15 017	20 417	196 203
4202199000	School satchel,trunk,suit,vanity,brief,w/ outer surface of plastic/te	50 237	1 301 773	155 347	4 692 164
4202210000	Hand bag with outer surface of leatheror of patent leather	10 575	74 092	861 757	10 766 846
4202220000	Hand bag with outer surface of plasticsheeting or of textile materi	226 972	2 639 670	1 641 432	24 311 283
4202290000	Hand bag with other outer surface	816 887	8 235 467	2 646 947	31 250 787
4202310000	Artcl in pocket/ hand bag with outersurface of leather or of patent	35 410	241 077	304 884	3 083 614
4202320000	Artcl in pocket/ hand bag with outer surface of plastics or of textile	52 128	1 039 815	801 146	6 929 700
4202391000	Article of kind normally carried pocketor in handbag with outer srf	844	32 261	3 366	162 941
4202393000	Article of kind normally carried pocketor in handbag w/ outer srf	49	137	2 015	2 668
4202399000	Article of kind normally carried pocketor in handbag with outer srf	37 951	344 454	114 982	1 569 196
4202911100	Sport bags,with outer surface of leather composition leather/of pa	0	53	0	10 650
4202911900	Oth Sport bags,with outer surface oflthr composition leather/of pa	1 182	2 889	26 582	190 613
4202919000	Oth artcls with outer surface of leather or of patent leather	115 864	779 477	305 543	2 666 664
4202921000	Toiletry bags with outer surface ofplastic or of textile materials	12 446	69 293	41 779	388 058
4202922000	Bowling bags with outer surface ofplastic or of textile materials	0	73	0	3 198
4202929000	Other articles with outer surface ofplastic or of textile materials	109 114	1 499 913	1 138 300	12 922 856
4202991000	with outer surface of vulcanised fibreor paperbord oth bags	3 434	149 385	8 863	299 398
4202992000	with outer surface of vulcanised fibreor paperbord oth bags of coj	0	9	0	2
4202999000	Oth than trunk, suit-cases,handbags, & similar containers	61 352	737 227	178 090	3 979 085
4203100000	Articles of apparel of leather or ofcomposition leather.	962	12 477	76 183	822 877
4203210000	Gloves,mittens & mitts speciallydesigned for use in sports of leath	232	14 553	9 737	378 801
4203291000	Protective work gloves of leather or ofcomposition leather	10 197	235 611	46 834	1 402 006
4203299000	Oth gloves, mittens & mitts of leatheror of composition leather	23 602	792 283	130 660	834 718
4203300000	Belts & bandoliers of leather or ofcomposition leather	26 811	495 940	339 961	4 341 296
4203400000	Oth clothing access of leather or ofcomposition leather	2 302	140 796	48 212	902 895
4205001000	Oth articles of leather or ofcomposition leather, boot laces ; mats	4 237	43 632	125 462	1 060 602
4205002000	Oth articles of leather, industrialsafety belt & harnesses	3 083	154 750	48 625	770 735
4205003000	Leather strings or cords for jewelry orfor personal adornment	1 423	25 212	5 516	218 376
4205004000	Oth articles of a kind used in machinery or mechl applience or for	286	30 550	11 658	154 181
4205009000	Oth articles of leather oth than bootlaces,safety belt & leather stri	1 230	28 491	62 919	1 606 770
4206009000	oth articles of gut of goldbeaters skinof bladders or of tendons	12	56	64 549	339 917
4301800000	Raw furkins Oth furskins, whole, with or without head, tail or paw;	0	2 791	0	954 747
4302190000	Tanned or dressed furskins, oth than ofmink	0	26 758	0	1 680 098
4302300000	Tanned or dressed furskins, whole skins& pieces or cuttings therec	25	508	158	6 186
4303100000	Articles of apparel, clothingaccessories oth articles of furskin	0	2 478	0	656 501
4303902000	Article for industrial uses oth than offurkin	81	6 016	972	398 786
4303909000	Oth article of apparel,clothing accessories of furskin	6	17 041	488	4 354 538
4304001000	Artificial fur and articles thereof	0	7 926	0	1 066 960
4304002000	Article for industrial uses ofartificial fur	0	2 448	0	142 497
4304009100	Sport bags of artificial fur and andarticles thereof	0	11 665	0	22 506
4304009900	Oth then artificial fur& articles forindustrial uses& sport bags	0	358	0	411
4401100000	Fuel wood,in logs,in billets,in twigsfaggots or in similar forms	2 452	100 929	18 795	78 616
4401210000	Coniferous, wood in chips or particles	0	55 005	0	17 744
4401220000	Non-coniferous wood in chips or particles	250	54 443	1 529	57 109
4401310000	Wood pallets sawdust& wood waste and scrap, wheter or not ang	208	34 972	67	17 098
4401390000	Oth Sawdust& wood waste& scrap,whether ornot agglomerat in lo	230 000	13 633 168	68 802	4 283 652
4402901000	Oth than wood charcoal(including shell or nut charcoal), of bambo	1 000	24 457	850	22 661
4402909000	Oth wood charcoal(including shell or nut charcoal), of coconut she	0	2 058	0	71 728
4403101000	Baulks,sawlogs& vener logs wood in the rough,whether or not tri	30 530	172 225	107 759	375 639
4403109000	Oth baulk,sawlog,pit-props,poles,piles treated with paint	7 603	250 270	15 060	237 916

I.3. IM POR M ENURUT KOM ODITI / IM PORT BY HS COM M ODITY
***** NOVEM BER / NOVEM BER 2014 *****

H S	Uraian Komoditi Commodity Description	Berat Bersih / Net Weight (Kg)		Nilai / Value C.I.F (US\$)	
		Bulan ini Current Month	Kumulatif Cum.Jan. to date	Bulan ini Current Month	Kumulatif Cum.Jan. to date
4403209000	Other than wood of coniferous in the rough, not treated	114 729	3 793 735	90 318	1 949 117
4403419000	Oth than wood of dark&light red meranti, meranti bakau,in the ro	224 135	3 473 221	5 398	83 380
4403499000	Other than wood of other tropical wood in the rough, not treated	44 001	221 999	25 361	141 558
4403911000	Baulks sawlog & veneer log of oak not treated	210 000	7 115 382	91 184	2 872 256
4403919000	Other than wood of oak in the rough, not treated	993 681	5 115 002	385 516	2 341 607
4403921000	Baulks sawlog & veneer log of oak	0	133 546	0	17 853
4403929000	Other than wood of beech in the rough, not treated	45 119 130	213 990 849	3 403 719	16 134 580
4403991000	Baulks sawlog & veneer log of other tree not treated	145	131 403	1 054	345 988
4403999000	Other than wood of other tree intherough, not treated	58	2 652 488	417	478 175
4404201000	Hoopwood, split poles;piles, picket & the like of non coniferous	75 697	467 733	256 175	1 509 491
4404209000	Oth than Hoopwood, split poles;piles,picket & the like of non conif	0	26 563	0	43 252
4405001000	Wood wool,	0	90 680	0	32 626
4405002000	Wood wool, wood flour.	1 331 540	13 596 711	426 990	4 172 096
4406900000	Oth Railway or tramway sleepers(cross-ties) of wood impregnated	0	35 229	0	73 576
4407100000	Wood sawn/ chipped length of a thick > 6 mm.of Coniferous,Plan	6 611 290	66 026 907	4 421 379	43 901 704
4407219000	Wood sawn/ chipped length of a thick > 6 mm.of Mahogany,not pl	7 206	105 507	16 221	191 877
4407229000	Wood sawn/ chipped of a thick > 6mm.ofVirola,Imbuia&Balsa,not	0	6 942	0	43 800
4407251900	Wood sawn/ chipped of a thick > 6mm. ofdark&light red meranti,§	0	32 835	0	59 008
4407252100	oth wood sawn/ chipped of a thick > 6 mm. of meranti bakau,plane	194 041	3 034 116	163 333	2 599 429
4407279000	Wood sawn/ chipped of a thick > 6 mm.ofSapelli,not planed, not S	30 787	1 592 882	17 519	1 064 241
4407289000	Wood sawn/ chipped of a thick > 6 mm. ofIroko,not planed, not Sa	14 881	414 946	15 317	471 648
4407291900	Oth than wood sawn/ chipped of a thick > 6 mm of Jelutong,Not p	0	163 570	0	179 927
4407292900	Oth than wood sawn/ chipped of a thick > 6 mm. of Kapur,Not plan	0	30 660	0	37 049
4407293900	Oth than Wood sawn/ chipped of a thick > 6 mm. of Kempas,Not p	0	2 375	0	10 696
4407294100	Wood sawn/ chipped of a thick > 6 mm. of Keruing, Planed, sanded c	0	2 781	0	2 968
4407296900	Wood sawn/ chipped of a thick > 6 mm. of Teak, Not planed, not Sa	109 445	469 026	252 233	1 017 661
4407297100	Wood sawn/ chipped of a thick > 6 mm. of Balau, Sanded or end-joi	0	2 471	0	2 637
4407297900	Oth wood sawn/ chipped of a thick > 6 mm. of Balau, Not planed, nc	0	5 779	0	18 818
4407299200	Wood sawn/ chipped of a thick > 6 mm. of Jongkong & Merbau oth	0	120	0	128
4407299300	Oth sanded or end jointed& of a thick > 6 mm jongkok & merbau	2 700	222 497	3 149	97 984
4407299990	Oth than tropical wood, oth sanded or end jointed& planed, thickne	0	101 757	0	196 260
4407911000	Wood sawn/ chipped of a thick > 6 mm. of Oak, Sanded or end-joint	395 155	2 395 569	425 145	2 403 908
4407919000	Oth wood sawn/ chipped of a thick > 6 mm of Oak, Not planed, not	2 519 586	23 933 031	2 437 908	23 282 822
4407921000	Wood sawn/ chipped of a thick > 6 mm. of beech, Planed	25 495	526 354	21 968	431 375
4407929000	Wood sawn/ chipped of a thick > 6 mm. of beech, Not planed, not S	193 800	2 037 093	134 369	1 524 732
4407931000	Wood sawn/ chipped of a thick > 6 mm. of Maple, Sanded or end-jo	1 297	6 243	12 381	93 328
4407939000	Oth than wood sawn/ chipped of a thick > 6 mm. of Maple, Not plan	192 941	2 428 095	346 579	4 671 334
4407959000	Oth wood sawn/ chipped of a thick > 6 mm of Ash, Not planed, not	62 578	715 697	87 913	1 311 728
4407991000	Oth than wood sawn/ chipped of a thick > 6 mm. of Other tree, Plan	37 359	1 607 623	27 231	977 579
4407999000	Wood sawn/ chipped of a thick > 6 mm. of Other tree, Not planed, r	1 406 848	17 319 958	1 462 020	16 271 309
4408101000	Cedar wood slats prepared for pencilmanufact; radiata pinewood c	65 109	2 755 341	59 486	1 432 449
4408103000	Face veneer sheets, coniferous	56 664	493 004	174 325	1 942 785
4408109000	Oth Coniferous, oth cedar wood slats, face veneer sheets	135 555	2 494 021	323 281	4 949 719
4408310000	Dark red meranti, light red meranti andmeranti bakau of the tropic	0	700	0	6 470
4408399000	Oth jelutong wood and oth wood preparedfor pencil manufact	55 551	1 601 841	195 650	3 704 103
4408900000	Oth than sheets for veneering and of the tropical wood of thicken	544 502	6 607 983	1 251 951	17 566 968
4409100000	Coniferous wood cotinuously shapedalong any of its edgee, ends/ f	12 500	996 181	31 200	783 121
4409210000	Non coniferos of bamboo	25 600	49 804	27 347	60 475
4409290000	Oth non coniferous oth teak stripsfriezes for parquet flooring	80 353	508 402	57 918	843 575
4410110000	Particle board & similar board of woodor other ligneous materials	20 911 891	240 371 557	5 477 485	61 434 149
4410120000	Oriented strand board of wood	0	24 914	0	32 945
4410190000	Oth particle board, oriented strand board (osb) of wood	1 021 879	11 363 219	414 828	3 852 867
4410900000	Oth than Particle board & similar boardof other ligneous materias	49 762	892 768	15 936	414 835
4411120000	Medium density fibreboard (mdf) of a thickness < 5mm	1 826 119	29 386 374	892 656	14 393 052
4411130000	Medium density fibreboard (mdf) of athickness > 5mm and < 9 mn	742 329	13 213 725	462 972	8 489 087
4411140000	Medium density fibreboard (mdf) of athickness > 9 mm	2 638 947	35 378 177	1 249 780	17 198 607
4411920000	Oth fibreboard of a density > 0.8g/cm3	177 877	2 292 655	137 965	1 628 452
4411930000	Oth fibreboard of 0,5g/cm<density <0,8g/cm3	640 973	5 240 255	287 126	2 271 120
4411940000	Oth fibreboard of a density <0.5g/cm3	18 200	420 923	8 160	254 749
4412100000	Plywood, veneered panel& similar laminated wood of bamboo	55 616	139 745	39 280	117 822
4412310000	Oth plywood, consisting solaly <6mmthinkness w/ at least one out	181 841	3 903 588	226 390	3 449 653
4412320000	Oth plywood, each thick. <6mm with atleast one outer ply of non cr	980 101	6 565 463	841 657	4 967 347
4412390000	Oth plywood consisting solely of sheetsof wood of each thick < 6 n	5 419 276	57 020 203	2 666 295	28 009 860
4412940000	Oth plywood, veneered panels& similar wood of blockboard, lamint	24 377	519 179	44 420	639 144

I.3. IM POR M ENURUT KOM ODITI / IM PORT BY HS COM M ODITY
***** NOVEM BER / NOVEM BER 2014 *****

H S	Uraian Komoditi Commodity Description	Berat Bersih / Net Weight (Kg)		Nilai / Value C.I.F (US\$)	
		Bulan ini Current Month	Kumulatif Cum.Jan. to date	Bulan ini Current Month	Kumulatif Cum.Jan. to date
4412990010	Veneered panels& similar w/at least oneother wood	34	31 148	136	53 374
4412990090	Veneered panels& similar w/at least oneother wood	324 278	5 310 009	323 646	4 600 760
4413000000	Densified wood, in blocks,plates,stripsof profile shapes.	35 595	350 078	62 877	820 236
4414000000	Wooden frames for paintings, photographs mirrors or similar obje	25 878	137 997	65 400	456 279
4415100000	Cases, boxes, crates, drums & similar packings; cable-drums	242	52 357	1 825	199 661
4415200000	Pallets,box pallets& other load boards;pallet collars	235 102	2 484 324	155 060	1 879 962
4416009000	Casks,barrels,vats,tubs&other coopersproducts & parts thereof, of	17	294 292	4 435	325 251
4417001000	Tools,tool bodies,tool handles,broom orbrush bodies & handles, o	304	16 601	1 723	181 678
4417009000	Oth Tools,tool bodies,tool handles,broom or brush bodies & handl	108 659	1 730 320	103 925	2 661 885
4418100000	Windows,french-windows&their framesof wood	14 534	14 535	133 015	133 021
4418200000	Doors & their frames & thresholds ofwood	54 972	492 538	138 225	911 262
4418400000	Shuttering for concrete construal workof wood	0	1 084 126	0	2 165 177
4418500000	Shingles & shakes of wood	0	4 548	0	4 853
4418600000	Posts and beams	0	39 219	0	63 524
4418720000	Oth multilayer bullders joinery and carpantry of wood	19 068	213 054	19 799	461 758
4418790000	Oth assembled flooring panels of wood	75 980	223 861	67 799	401 931
4418901000	Oth Cellular wood panels	0	58 167	0	104 782
4418909000	Other builders joinery & carpentry of wood	437 837	3 475 677	398 003	3 360 868
4419000000	Tableware and kitchenware, of wood.	8 580	350 131	45 602	598 082
4420100000	Statuettes & oth ornaments, of wood	4 258	58 616	37 408	313 136
4420901000	Oth wooden articles of furniture notfalling in chapter 94	98	2 000	404	55 449
4420909000	Oth wood marquetry and inlaid,casket and similar articles of woo	51 428	498 272	172 861	1 313 765
4421100000	Clothes hangers of wood	24 279	210 813	100 458	6 766 753
4421901000	Spools, cops & bobbins, sewing threadreels and the like of wood	2	3 918	4	36 809
4421902000	Match splints	0	15 332	0	21 094
4421903000	Wooden pegs or pins for footwear	10 601	51 528	26 247	141 707
4421904000	Candy-sticks, ice-cream sticks & Ice cream spoons	281 787	2 294 309	332 048	3 711 517
4421907000	Fans & handscreens, frames & handles of wood	2	19	53	391
4421908000	Toothpicks of wood	29 505	715 844	14 154	397 661
4421909300	Prayer beads	0	1 989	0	20 242
4421909400	Oth beads	245	4 400	8 157	85 081
4421909900	Other wooden articles	399 668	3 429 491	323 511	4 709 754
4501100000	Natural cork, raw / simply prepared;wasta cork,crushed,granulate	341	3 658	769	23 101
4501900000	Oth Natural cork,raw/ simply prepared; wasta cork,crushed,granul	656	16 302	5 114	69 870
4502000000	Natural cork,debarked or roughly squared or in rectangular (includ	0	42 075	0	111 711
4503100000	Corks and stoppers	1 498	5 242	10 559	31 152
4503900000	Other articles of natural cork.	8 782	119 439	23 447	531 247
4504100000	Blocks, plates, sheets & strip; tiles of any shape;solid cylinders,inc	3 926	128 308	54 832	1 220 722
4504900000	Other agglomerated cork and articles ofagglomerated cork	27 711	395 181	106 910	1 447 171
4601210000	Mats, matting and screens of vegetablematerials of bamboo	37	27 351	1 845	37 760
4601220000	Mats, matting and screens of vegetablematerials of rattan	82	814	3 110	35 604
4601290000	Oth mats,matting & screens of vegetablevegetable of material	7 204	91 254	30 268	329 488
4601921000	Plaits and similar products of plaitingmaterial of bamboo	0	280	0	8 190
4601929000	Other of bamboo	0	133 338	0	211 809
4601991000	Mats and matting of other vegetablematerials	0	0	0	0
4601992000	Plaits & similar products of plaiting of other materials,whether/no	0	0	0	0
4601999000	Oth Plaits & similar products of plaiting of other materials,whethe	0	286	0	8 452
4602110000	Basketwork, wickerwork & other articles, of vegetable material of	90 547	664 804	68 769	535 893
4602120000	Basketwork, wickerwork & other articles, of vegetable material of	222	1 658	824	6 045
4602190000	Oth than basketwork, wickerwork & otherarticles, vegetable mate	2 978	10 889	12 055	53 062
4602900000	Oth basketwork, wickerwork & otherarticles, of other materials	667	4 325	2 518	16 792
4701000000	Mechanical wood pulp.	7 922 187	165 965 007	4 255 581	100 833 660
4702000000	Chemical wood pulp, dissolving grades.	39 968 195	476 865 231	35 182 579	435 631 428
4703110000	Chemical wood pulp, soda, oth than dissolving grades,unbleached,	7 563 041	62 221 330	5 226 711	44 024 355
4703190000	Chemical wood pulp, soda, oth than dissolving grades,unbleached,	0	298 648	0	192 628
4703210000	Chemical wood pulp, soda, oth than dissolving grades,bleached,co	52 094 461	628 349 815	39 869 580	489 823 837
4703290000	Chemical wood pulp, soda, oth than dissolving grades,bleached,no	9 842 926	67 181 292	5 845 252	44 130 177
4704110000	Chemical wood pulp,sulphite,oth than dis solving grades,unbleach	4 044	4 026 305	8 653	2 728 463
4704190000	Chemical wood pulp,sulphite,oth than dis solving grades,unbleach	1 005	8 005	7 839	45 639
4704210000	Chemical wood pulp,sulphite,oth than dis solving grades,bleached	25 121	14 500 007	20 927	10 755 210
4704290000	Chemical wood pulp,sulphite,oth than dis solving grades,bleached	2 615	137 202	8 572	337 141
4705000000	Wood pulp obtained by a combination ofmechanical & chemical p	4 456 093	47 597 809	2 670 670	28 101 353
4706100000	Cotton linters pulp	187 866	6 006 365	648 514	13 391 222
4706200000	Pulps of fibres derived from recovered (waste & scrap) paper or p:	38 743	152 867	37 489	252 061

I.3. IM POR M ENURUT KOM ODITI / IM PORT BY HS COM M ODITY
 *** NOVEM BER / NOVEM BER 2014 ***

H S	Uraian Komoditi Commodity Description	Berat Bersih / Net Weight (Kg)		Nilai / Value C.I.F (US\$)	
		Bulan ini Current Month	Kumulatif Cum.Jan. to date	Bulan ini Current Month	Kumulatif Cum.Jan. to date
4706300000	Pulps of fibres derived from recovered of oth than bamboo	1	59 873	112	66 478
4706910000	Mechanical pulps of fibres derived from recovered paper or paperk	797 736	6 015 844	637 391	4 640 784
4706920000	Chemical pulps of fibres derived from recovered paper or paperbo:	115 230	2 974 075	193 226	4 377 365
4706930000	obtained by a combination of mechanical&chemical proceses reco	20	2 417	255	28 487
4707100010	Recovered Unbleached kraft paper & paperboard for paper makin	91 483 126	1 412 732 159	18 724 865	291 034 089
4707100090	Recovered Unbleached kraft paper & paperboard for paper other	0	106 845	0	156 494
4707200010	for paper making purpose Recovered bleached chemical pulp,	3 847 332	54 856 157	1 183 245	16 533 458
4707200090	Recovered bleached chemical pulp, for other purpose	0	893	0	11 680
4707300010	Recovered mechanical pulp paper or paperboard for paper making	44 344 792	531 891 720	9 456 658	113 583 170
4707300090	Recovered mechanical pulp paper or paperboard for other purpos	710	14 079	6 201	100 380
4707900010	Recovered unsorted waste & scrap paper & paperboard for paper	6 695 703	106 895 460	1 156 330	18 479 687
4707900090	Recovered unsorted waste and scrappaper & paperboard for other	0	277	0	6 565
4801001000	Newsprint, in rolls or sheets. weighing not more than 55 g/m2	45 147	981 266	16 065	389 324
4801009000	Newsprint, in rolls or sheets. weighing more than 55 g/m2	257 892	2 578 385	194 970	2 188 834
4802100000	Hand-made paper and paperboard	64 938	329 209	147 379	815 557
4802201000	Paper and paperboard of a kind used as for photo sensitive, heat-s	0	438	0	10 886
4802209000	Oth Paper and paperboard of a kind used as for photo sensitive, he	213 486	13 765 149	180 584	12 505 983
4802401000	Wallpaper base in rolls of not more than 15 cm in width rectangul	0	1 281	0	11 147
4802409000	Oth paper and paperboard, not containing fibres obtained by a me	73 250	164 354	237 460	564 155
4802541900	Other paper and paperboard, not containing fibres Weighing < 40	17 940	283 430	16 553	317 485
4802542900	Alumunium base paper, not containing fibres Weighing < 40 g/m2	36 322	269 538	35 726	459 204
4802543000	Alumunium base paper, not containing fibres Weighing < 40 g/m2	161	1 125	2 906	28 047
4802549000	Alumunium base paper, not containing fibres Weighing < 40 g/m2	317 909	2 582 511	517 815	4 194 715
4802552000	Fancy paper and paperboard, purpose 40< weight <150 g/m, roll	46 706	1 306 130	49 506	1 370 945
4802553900	Oth paper, no fibres, for other purpose 40< weight <150 g/m, roll	0	43 875	0	35 928
4802554000	Base paper of a kind used manufature fibres, for oth purpose 40<w	0	14	0	515
4802555000	Paper, no fibres, for other purpose 40< weight <150 g/m, roll	546	13 986	4 472	133 095
4802559000	Oth paper, no fibres, for other purpose 40< weight <150 g/m, roll	654 136	10 906 687	810 223	12 251 757
4802562000	Fancy paper and paperboard, in rectangular =<36cm oth side =15c	244	45 149	2 440	125 316
4802563100	with no side exceeding 36 cmin the unfolded state 40< weight <15	0	92 942	0	81 125
4802563900	Paper, no fibres, for other purpose 40< weight <150 g/m, sheet	38 741	47 504	38 357	137 776
4802569000	Other than Paper, no fibres, for other purpose 40< weight <150 g/n	246	188 061	7 847	389 928
4802571900	Other paper & paperboard, weight >40g/m2 and =< 150g/m2	0	165 657	0	279 584
4802579000	Other paper & paperboard, weight >40g/m2 and =< 150g/m2	345 977	3 165 479	285 796	3 857 562
4802582100	Fancy paper & paperboard, in roll width <=15cm/in rectang sheet <3	0	14	0	194
4802582900	Oth fancy paper & paperboard, oth in roll width <=15cm/in rectang	2	824 249	47	740 106
4802589000	Oth paper, no fibres, for other purpose weight >150 g/m	254 570	2 927 925	269 588	4 670 892
4802613000	Paper, fibres >10%, aluminium paper paper, in rolls	0	2 000	0	3 070
4802614000	Paper, fibres >10%, oth aluminium paper, banknotes, printing, writi	0	39 016	0	64 690
4802619000	Oth Paper, fibres >10%, oth aluminium paper, banknotes, printing, w	540 107	6 957 884	458 075	5 902 388
4802621000	Paper, fibres, aluminium paper base in sheets with 435< one side	0	1 332	0	23 709
4802622000	Paper, fibres, banknotes, manuf of gypsum board, in sheets 435<one	96 035	445 085	479 122	2 317 383
4802629000	Oth paper, fibres, for other purpose, in sheets with 435< one side <	4 293	30 793	18 465	161 958
4802690000	Oth paper, fibres, for other not purpose, of fibres >10%, paper in ro	13 006	2 132 664	112 345	3 141 272
4803003000	Of Cellulose wadding or of web cellulose fibres toilet or farcial tiss	508 040	4 424 048	797 062	7 116 461
4803009000	Oth of cellulosa wading & tissue paper/toilet/facial tissue stock & sin	77 682	1 022 174	447 539	4 267 847
4804110000	Kraftliner paper & paperboard, in rolls or sheets, unbleached	1 680 092	11 043 440	970 866	6 605 303
4804190000	Oth kraftliner paper & paperboard	890 553	12 286 645	671 954	8 624 540
4804211000	Sack kraft paper for making cement bag in rolls or sheets, unbleach	5 227 062	93 347 302	5 081 716	96 669 243
4804219000	Oth sack kraft paper for making cement bag in rolls or sheets, unbl	482 477	3 440 702	486 204	3 805 731
4804290000	Oth composite papers, in rolls or sheets	42 293	1 625 834	58 002	1 417 903
4804311000	oth kraft paper and paperboard, weighing 150 g/m, unbleached	74 181	2 822 215	69 347	4 112 213
4804313000	Wet strenght 40g to 60g, for plywood adhesive tape, weigh 150g/m	269 538	4 657 535	306 622	5 005 656
4804314000	Other kraft paper & wet strenght weighing 150 g/m, unbleached	1 819	6 433	7 964	43 858
4804315000	Other kraft paper & wet strenght weighing 150 g/m, unbleached	0	395	0	8 432
4804319000	Other than kraft paper & wet strenght weighing 150 g/m, unbleach	484 926	7 370 501	582 233	7 931 918
4804391000	Of a wet adhesive tape, 40-60g, used in mnfact. weight <= 150g/m	49 400	236 162	51 172	261 163
4804392000	Adhesive tape, 40-60g, not used in mnfact weigh <= 150g/m2, ble	152	5 301	150	21 273
4804399000	Oth adhesive tape, 40-60g, not used in mnfact weigh <= 150g/m2, l	278 096	3 741 685	264 396	3 418 854
4804411000	Elect grade insulating kraft paper, 150<weighing< 225 g/m, unblea	77 969	1 608 370	72 577	1 982 912
4804419000	Oth elect grade insulating kraft paper, 150<weighing <225 g/m, unt	937 684	8 484 375	925 538	8 544 306
4804420000	Bleached uniformly throughout the mass & >95% wood fibres, 150<	0	30 125	0	32 540
4804499000	Other kraft paper & paperboard 150< weighing < 225 g/m	921	152 540	9 510	639 955
4804511000	Elect grade insulating kraft paper, press board weighing >600g/m, u	318	3 473	9 651	31 302

I.3. IM POR M ENURUT KOM ODITI / IM PORT BY HS COM M ODITY
***** NOVEM BER / NOVEM BER 2014 *****

H S	Uraian Komoditi Commodity Description	Berat Bersih / Net Weight (Kg)		Nilai / Value C.I.F (US\$)	
		Bulan ini Current Month	Kumulatif Cum.Jan. to date	Bulan ini Current Month	Kumulatif Cum.Jan. to date
4804512000	Oth wet strenght 40g to 60g,for plywoodadhesive tape,weigh>225	0	672	0	1 344
4804513000	Oth wet strenght 40g to 60g,/plywoodadhesive tape,weigh>225g/	0	0	0	0
4804519000	Oth than wet strenght 40g to 60g,/ply wood adhesive tape,weigh>	129 013	5 739 914	111 313	3 868 800
4804520000	Bleached of kind used in the manufact of gypsum boards	143 148	1 888 675	222 363	2 692 836
4804590000	Other kraftpaper& paperboard weighing 225 g/m or more	73 310	696 581	100 693	1 197 418
4805110000	Oth uncoated paper&paperboard,in rollsfluting paper,	726 633	4 700 796	256 788	1 751 496
4805129000	Uncoated paper&paperboard,oth semichemical,straw flutingpaper	10 102	573 573	38 234	818 599
4805191000	Uncoated paper&paperboard,oth flutingpaper	704 314	1 345 125	296 912	560 885
4805199000	Oth uncoated paper and paperboard, inrolls or sheets	670 413	4 187 098	312 605	2 682 626
4805240000	Uncoated paper&paperboard,testlinerweighing 150 g/m2 or less	84 614	1 819 473	27 357	793 333
4805251000	Uncoated paper&paperboard,testlinerweighing >= 150 g/m2	720 836	3 613 910	394 538	2 252 019
4805259000	Uncoated paper&paperboard,testliner othof weighing >= 150 g/m	1 871 752	19 816 103	987 927	10 742 115
4805301000	Paper,sulphite wrapping paper, coloredmatch wrapping paper	12 093	13 955	15 116	18 056
4805309000	Paper,sulphite wrapping paper, othcolored match wrapping paper	20 033	4 912 085	56 305	2 391 259
4805400000	Filter paper and paperboard	390 882	4 898 347	1 719 997	21 280 786
4805500000	Felt paper and paperboard	83 149	764 190	198 040	1 763 066
4805911000	Paper used as packing of flat glassproduct, resin<0,6%,wg<150g/m	8 026	56 230	30 582	158 860
4805912000	Uncoated paper&paperboard,oth blotting,&joss paper,weighing15	14 464	114 818	14 028	103 127
4805919000	Uncoated paper&paperboard,oth blotting,&joss paper,weighing15	52 572	1 084 780	191 143	2 950 778
4805921000	Multi-ply paper and paperboard of 150<weighing<225g/m	0	794	0	3 467
4805929000	Uncoated paper&paperboard of oth150<weighing<225g/m	3 950 553	32 027 053	2 339 681	19 104 532
4805931000	Multi-ply paper and paperboard of weighing > 225g/m2	126 762	2 318 345	90 270	1 570 608
4805932000	Blotting paper of other weighing > 225g/m2	13 720	293 039	6 796	273 366
4805939000	Oth Multi-ply paper&Blotting paper of other weighing > 225g/m2	103 256	1 178 352	178 409	2 425 923
4806100000	Vegetable parchment	60 434	745 854	156 587	1 879 201
4806200000	Greaseproof papers	190 186	1 627 586	279 161	2 337 665
4806300000	Tracing papers	0	152 820	0	304 409
4806400000	Glassine and other glazed transparent or translucent papers	780 882	9 530 200	1 039 986	12 882 761
4807000000	Composite paper and paperboard notsurface-coated or impregnat	857 277	8 785 366	561 594	6 541 999
4808100000	Corrugated paper&paperboard,whetheror not perforated,in rolls c	184 004	3 021 396	218 408	3 671 931
4808400010	Sack kraftpaper,creped,crinkled,whether, not embossed /perforat	87 352	982 002	77 432	934 655
4808400090	Oth kraftpaper,creped or crinkle,whether or not embossed or perf	37 157	533 995	71 591	2 096 438
4808902000	Paper&paperboard,oth embossed fancypaper used printing,cover,	0	14 278	0	24 780
4808903000	Paper&paperboard,embossed paperfancypaper used printing,cove	78	66 615	811	118 446
4808909000	Oth than Paper&paperboard,oth embossedfancypaper used printi	81 506	1 515 489	218 521	4 023 589
4809200000	Self-copy paper	140 988	1 290 909	185 795	1 556 289
4809901000	Oth self-copy paper	36 346	507 084	100 252	1 348 710
4809909000	Oth self-copy paper	505 619	3 809 545	719 280	5 610 451
4810131100	Paper&paperboard for photo,heat,elect.in rolls papers of width <1	7	3 143	3 252	35 573
4810131900	Paper&paperboard for photo,heat,elect.in rolls papers of oth widt	157 218	2 260 296	133 690	1 857 279
4810139110	Paper&paperboard for photo,heat,elect.in rolls papers of oth widt	662 416	4 230 076	5 776 264	31 950 552
4810139190	Paper&paperboard for photo,heat,elect.in rolls papers of width <1	17 008	1 200 454	10 818	1 447 082
4810139910	Banknotes paper in rolls of a width >15cm	0	0	0	0
4810139990	Paper & paperboard for writing or printing in rolls of a width >15 c	2 120 308	23 841 493	2 339 191	24 835 789
4810141100	Paper&paperboard for photo,heat,elect. sensitive 297<one side<4	55	832	4 217	30 777
4810141900	Paper&paperboard for photo,heat,elect. of width < 15cm	144	52 724	1 397	55 402
4810149190	Paper&paperboard for photo,heat,elect. sensitive 297<one side<4	0	2 714	0	8 330
4810149990	Paper & paperboard for writing or printing in sheets & unfolded of	9 970	224 295	6 027	203 353
4810191100	Other Paper & paperboard for writing orprinting in sheets	0	70 906	0	57 098
4810191990	Other Paper & paperboard for writing orprinting in sheets	232 274	8 640 288	153 610	6 049 409
4810199190	Other Paper & paperboard for writing orprinting in sheets	495 180	5 481 731	387 210	4 292 957
4810199910	Other Banknotes paper	60 929	207 669	609 128	2 090 371
4810199990	Other Paper & paperboard for writing orprinting in sheets	1 292 820	14 370 885	1 215 024	15 036 217
4810221100	Light weight coated paper,Electcardiogr,ultrasonograph,spirome	0	260 232	0	203 732
4810221900	Light weight coated paper; Oth Elect,cardiograph,Ultrasonograph,	47 951	727 391	41 784	568 474
4810229100	Oth light weight coated paper,in roll of a width 15cm<one side<36	131	357	1 197	3 935
4810229900	Oth light weight coated paper	1 246 177	8 444 320	1 141 512	8 411 352
4810291100	Oth paper of a kind used for printng,elect,cadiograp,ultrasonograp	0	195	0	7 678
4810291900	Oth paper of a kind used for printng,oth electcadiograp,ultrasonoç	34 147	365 620	107 499	728 434
4810299100	Oth paper of a kind used for printng,width 15cm<one side<36cm,	23 262	196 970	44 240	318 788
4810299900	Oth paper of a kind used for printng	326 103	5 677 138	334 693	5 498 790
4810313100	Base paper of a kind used to manufacture aluminium coated paper	58	1 416	260	3 755
4810313900	Other Base paper of a kind used to manuf aluminium coated paper	0	14 798	0	62 470
4810319900	Oth kraft paper,paperboard,not for wrtng printing, other grafic pu	6	128 187	96	224 083

I.3. IM POR M ENURUT KOM ODITI / IM PORT BY HS COM M ODITY
***** NOVEM BER / NOVEM BER 2014 *****

H S	Uraian Komoditi Commodity Description	Berat Bersih / Net Weight (Kg)		Nilai / Value C.I.F (US\$)	
		Bulan ini Current Month	Kumulatif Cum.Jan. to date	Bulan ini Current Month	Kumulatif Cum.Jan. to date
4810329000	Kraft paper,paperboard, not for writing,other weight>150g/m2	1 520 989	17 600 595	1 781 268	19 646 083
4810393000	Oth kraft paper,paperboard, not forwriting in rolls width<=15cm,s	7 675	119 218	32 589	1 069 540
4810399000	Other kraft paper,paperboard, not forwriting	617 129	2 499 025	447 069	2 499 193
4810924000	Other paper & paperboard, multiplyrectang < 15 x 36 cm2	382	9 948	2 584	91 476
4810929000	Other paper & paperboard, multiply othrectang < 15 x 36 cm2	1 833 629	19 358 985	1 485 893	16 648 145
4810994000	Oth paper and paperboard of multiplyrectang < 15 x 36 cm2	0	285	0	1 295
4810999000	Oth paper and paperboard of multiply oth rectang < 15 x 36 cm2	149 399	2 177 363	330 277	4 665 323
4811102100	Floor covering on a base of paper orpaperboard,in roll <15cm, rec	134	267	1 170	8 554
4811102900	Other bituminised/ asphalted paper&paperboard in roll <15cm, rec	393	104 204	7 408	332 262
4811109100	Floor covering on a base of paper orpaperboard,in other size	22	200	552	4 977
4811109900	Other bituminised/ asphalted paper & paperboard,in other size	41 879	614 599	142 674	2 622 434
4811412000	Gummed or adhesive paper&paperboard,self-adhesive,rectang<15	15 354	176 253	207 636	2 150 611
4811419000	Gummed/ adhesive paper&paperboard,otself-adhesive,in other s	905 734	11 427 537	2 834 391	33 058 183
4811492000	Oth gummed or adhesive paper&paperboard in roll <15cm, rect<1	307	38 074	10 064	330 354
4811499000	Oth gummed or adhesive paper&paperboard,in other size	190 635	2 751 207	868 893	11 455 655
4811513100	Floor covering on a paper coated,impregntd wth plastic,bleached,)	6 260	41 593	8 053	39 578
4811513900	Oth paper coated,impregnated/ coveredwith plastic,bleached,wg>	616 392	7 557 871	891 235	10 905 063
4811519100	Floor covering on a paper coated,impregntd wth plastic,bleached,)	54 804	135 953	61 930	153 629
4811519900	Oth paper coated,impregnated/ coveredwith plastic,bleached,oth :	505 700	4 687 058	1 093 619	12 852 673
4811592000	Oth paper coated,impregnated/ coveredwith plastics&aluminium f	1 878 973	23 231 295	6 410 548	92 505 421
4811594100	Floor covering on a paper coated,impregwth plastic,unbleached,re	3 322	21 949	48 537	288 253
4811594900	Oth paper coated,impregnated/ coveredwith plastic,unbleached,re	89 395	1 119 000	318 795	3 701 125
4811599900	Oth paper coated,impregnated/ coveredwith plastic,unbleached,ot	675 878	9 506 503	2 167 434	29 309 776
4811602010	Paper coated,impregnated/ covered withwax,paraffin,stearin,oil,re	14 533	87 374	59 975	334 424
4811602090	Oth Paper coated,impregnated/ coveredwth wax,paraffin,stearin,o	37	85 529	69	66 917
4811609010	Paper coated,impregnated/ covered withwax,paraffin,stearin,oil,ot	35 995	566 942	49 673	974 087
4811609090	Oth Paper coated,impregnated/ coveredwith wax,paraffin,stearin,)	58 933	1 962 942	107 830	3 516 316
4811904100	Flooring covering a paper,cellulose wadd web of cell fibr roll<15cm	80 566	1 108 620	132 914	1 931 029
4811904900	Oth paper, paperboard,cellulose waddingweb of cell fibr roll<15cm	72 826	599 699	150 254	1 867 270
4811909100	Flooring covering a paper,cellulose wadd web of cell fibres,other s	2 293	26 670	7 228	76 728
4811909900	Oth paper, paperboard,cellulose waddingweb of cell fibres,other s	1 120 289	12 396 849	2 866 265	31 782 811
4812000000	Filter blocks,slabs&plates,of paper pulp	1 867	82 779	22 052	493 964
4813100000	Cigarette paper,in the form of bookletsor tubes	89 389	1 018 513	410 216	5 954 315
4813200000	Cigarette paper,in the form in rolls ofa width not exceeding 5 cm	311 425	2 843 360	2 017 636	16 640 970
4813901000	Cigarette paper,oth in the of booklets,tubes & in rolls,width <5 cm	160 128	998 344	1 010 901	6 654 738
4813909000	Cigarette paper,oth in the of booklets,tubes & in rolls	639 965	7 525 444	2 280 432	34 430 260
4814200000	Wallpaper&similar wall coverings,consist of peper coaled wth a gr	329 346	12 738 280	680 010	7 321 903
4814900000	window transparencies of paper	189 001	1 586 917	397 667	4 228 460
4816201000	Self-copy paper (other than of 48.09)inrolls of a width 25<oneside	63	278	20	2 034
4816209000	Other self-copy paper (other than of48.09)	27 938	156 856	47 677	268 579
4816901000	Carbon paper	2 749	128 345	10 147	255 048
4816902000	Other copying paper	1	3 801	10	12 444
4816904000	Heat transfer paper	71 966	137 578	107 037	241 523
4816909000	Other heat transfer paper & offsetplates of paper	88 872	649 316	209 415	2 448 967
4817100000	Envelopes	27 332	371 187	184 831	2 190 754
4817200000	Letter cards,plain postcards and correspondence cards	2 081	50 267	7 485	127 674
4817300000	Boxes,pouches,wallets & writingcompendiums,of paper or paperb	6 767	120 343	36 993	727 372
4818100000	Toilet paper	202	10 417	559	65 430
4818200000	Handkerchiefs,cleansing or facialissues & towels	2 174	149 064	22 739	909 371
4818301000	Tablecloths	302	37 467	2 756	113 221
4818302000	Serviettes	321	13 945	3 514	76 056
4818500000	Articles of apparel & clothing, of paper pulp,paper	7 520	13 533	59 622	134 365
4818900000	Other articles of apparel & clothing, of paper pulp,paper	136 626	1 721 493	285 418	4 067 531
4819100000	Cartons,boxes & cases, of corrugatedpaper or paperboard	2 351 846	29 608 430	5 266 306	72 280 264
4819200000	Folding cartons,boxes&cases,of non-corrugated paper or paperbo:	3 156 756	33 087 814	11 663 677	122 957 243
4819300000	Sacks&bags,having a base of a width of40 cm or more	586 705	4 570 832	1 030 361	7 913 463
4819400000	Other sacks and bags, including cones	308 267	3 530 660	1 237 686	14 326 786
4819500000	Other packing containers,includ recordsleeves	585 659	7 809 920	3 109 591	39 156 112
4819600000	Box files,letter trays,storage boxes&similar articles,used in offices,	95 268	1 197 661	297 057	4 207 426
4820100000	Registers,account books,note books,order books,diaries & similar :	94 695	687 558	380 196	2 776 508
4820200000	Exercise books	3 355	260 653	5 032	748 899
4820300000	Binders(other than book covers),foldersand file covers	2 863	176 847	11 710	428 068
4820400000	Manifold business forms& interleavedcarbon sets	11 631	35 122	18 501	82 469
4820500000	Albums for samples or for collections	5 552	49 507	16 375	207 756

I.3. IM POR M ENURUT KOM ODITI / IM PORT BY HS COM M ODITY
***** NOVEM BER / NOVEM BER 2014 *****

H S	Uraian Komoditi Commodity Description	Berat Bersih / Net Weight (Kg)		Nilai / Value C.I.F (US\$)	
		Bulan ini Current Month	Kumulatif Cum.Jan. to date	Bulan ini Current Month	Kumulatif Cum.Jan. to date
4820900000	Other exercise book,binders,manifold,albums	72 260	563 683	197 164	1 350 008
4821101000	Printed,labels of a kind for jewelery,incl objects personal carried in	140 301	1 312 892	3 174 973	23 290 848
4821109000	Printed,oth labels of a kind for jewel,incl objects personal carried i	492 162	5 665 436	7 669 087	85 915 664
4821901000	Oth printed,labels of a kind for jewel,incl objects personal carried i	8 817	487 214	179 518	2 440 962
4821909000	Oth printed,oth labels of a kind for jewell incl objects personal cari	109 765	2 164 617	919 163	12 303 083
4822101000	Cone of pulp of a kind used for windingtextile yarn	774	103 202	15 193	283 313
4822109000	Bobbins,spools,cops& similar of pulp,othof a kind used for winding	13	10 543	519	99 547
4822901000	Oth Cone	87 206	785 776	98 842	956 537
4822909000	Other bobbins,spools,cops & similar	41 075	496 630	688 868	3 767 023
4823201000	Filter paper in rolls or sheets,instrips,rolls or sheets	114 151	2 102 862	631 559	12 136 471
4823209000	Other filter paper in rolls or sheets	279 539	1 389 377	959 977	6 582 570
4823402100	Cardiograph recording paper	2 829	19 980	19 987	138 304
4823402900	Oth paper for electro-medical apparatus	9	4 365	822	35 041
4823409000	Oth rolls,sheets&dials,printed for self-recording apparatus	37 997	760 205	163 604	2 516 859
4823610000	Trays,dishes,plates,cups& the like,of paper or paperboard of bamb	401	7 919	1 897	39 006
4823690000	Trays,dishes,plates,cups& the like,ofpaper or paperboard of oth th	108 781	853 259	246 400	2 195 921
4823700000	Mouldad or pressed articles of paperpulp	92 404	2 067 823	379 706	4 020 152
4823901000	Coconing frames for silk-worms	120	1 114	575	2 049
4823902000	Display cards for jewellery,incl objects personal carried in pocket,ii	38	38 352	2 374	273 977
4823903000	Dia-cut polyethylene coated peperboardof a kind for manufacture	70 060	506 225	49 762	463 557
4823904000	Paper tube sats of kind used for themanufacture of fireworks	55 058	490 396	584 207	5 466 598
4823905100	Kraft paper,in rolls of a width of 209mm weight 150 g/m2 or less	692	20 568	5 324	78 748
4823905900	Kraft paper,in rolls of a width of 209 mOther weight	768	154 414	3 401	228 338
4823906000	Punched jacquard cards	2 918	19 975	2 464	31 938
4823907000	Fans & handsscreen	1 534	62 421	6 915	231 052
4823909200	Joss paper	301 202	2 482 978	456 624	3 356 982
4823909400	Cellulose wadding and webs of cellulosaFibers,coloured or marbled	0	9 387	0	25 990
4823909500	Othetr floor coverings on a base of papePeperboard	48	339	254	9 257
4823909600	Oth, cut to shape other than rectangularor square	6 296	92 988	25 836	468 816
4823909900	Other,cut to size/ shape,other than inStrips, rolls or sheets	453 659	4 076 812	831 722	12 704 928
4901100000	Printed books,brochures and similar prinin single sheets, whether	29 046	460 192	78 692	2 995 810
4901910000	Dictionaries andencyclopedias,and serialinstalments thereof	0	246	0	6 794
4901991000	Educational, technical, scientific,historical or cultural books	53 613	936 410	580 336	5 522 350
4901999000	Oth printed books,brochures, and similarprinted	230 853	2 285 990	1 810 865	19 417 653
4902100000	Newspapers,journals & periodicalsappearing at least four times a v	0	255	0	2 754
4902901000	Newspapers,journals & periodicalsOth appearing at least four time	142	1 069	464	5 779
4902909000	Other newspapers,journals & periodicals	665	66 108	6 414	270 795
4903000000	Childrens picture,drawing or coloringbooks.	358	24 238	2 568	230 963
4904000000	Music,printed or in manuscript,whetheror not bound or illustrated	103	22 801	5 123	770 242
4905100000	Globes	5 412	14 511	21 145	146 790
4905910000	M aps & hydrographic/similar chartsof all kinds,in book form	0	50	0	825
4905990000	Other maps&hydrographic or similarcharts of all kinds	228	7 194	15 465	96 836
4906001000	Plans&drawings,including photographicreproductions on sensitise	3	992	2 833	27 494
4906009000	Plans&drawings,including photographicreproductions on carbon c	1 740	34 084	17 511	1 226 527
4907001000	Banknotes, being legal tender	104	817	2 268	28 533
4907002100	Postage stamps, unused	1	2	11	16
4907002900	ravanue and similar stamps,unused	1 164	14 217	716 877	5 244 821
4907004000	Stock,share/ bond certificates& similardocuments of title; cheque fi	0	1 045	0	14 967
4907009000	other similar stamps of current/ newissue in the country in which t	219	8 732	4 968	766 238
4908100000	Transfers (decalcomanias), vitrifiable	5 425	138 496	289 505	4 869 570
4908900000	Other transfers (decalcomanias),vitrifiable	38 730	556 576	1 041 738	15 529 456
4909000000	Printed/ illustrated postcards, cardgreetings, messages/ announcen	19 081	36 927	23 670	85 190
4910000000	Calendars of any kind,printed,includingcalendar blocks.	58 845	142 667	149 010	361 151
4911101000	Catalogues listingonly educationhistorical or cultural books&public	13 821	530 456	136 368	1 651 289
4911109000	Oth trade advertising material,commercial catalogues and the like	64 701	843 567	18 534 810	39 537 091
4911912100	Wall pictures,anatomical or botanicaldiagrams and charts	53	176	3 208	13 483
4911912900	Other wall picture & diagrams forinstructional purposes	2 458	28 423	25 050	270 721
4911913100	Printed picture & photograph,anatomical/ botanical diagram/ chart	0	50	0	153
4911913900	Oth printed picture & photographoth anatomical/ botanical diagra	507	3 682	6 050	52 446
4911919000	Other picture, designs & photograph	30 035	200 626	1 997 083	3 333 852
4911991000	Printed card for jewellery,small objectpersonal adornment/ articl	4	2 601	501	39 188
4911992000	Printed labels for explosives	0	1 123	0	17 476
4911993000	Educational, technic,scientific,historisor cultural printed on a set o	246	864	4 413	26 613
4911999000	Oth printed card, printed labels,educational printed on a set of car	142 246	1 267 352	1 333 759	12 926 148

I.3. IM POR M ENURUT KOM ODITI / IM PORT BY HS COM M ODITY
***** NOVEM BER / NOVEM BER 2014 *****

H S	Uraian Komoditi Commodity Description	Berat Bersih / Net Weight (Kg)		Nilai / Value C.I.F (US\$)	
		Bulan ini Current Month	Kumulatif Cum.Jan. to date	Bulan ini Current Month	Kumulatif Cum.Jan. to date
5001000000	Silkworm cocoons suitable for reeling.	4	1 955	242	30 719
5004000000	Silk yarn(oth than yarn spun from silkwaste) not put up for retail s	20 950	199 741	26 284	341 458
5005000000	Yarn spun from silk waste,not put up forretail sale.	0	2 008	0	22 370
5006000000	Silk yarn & yarn spun from silk waste,put up for retail sale;silk-wor	0	98	0	3 996
5007101000	Fabrics of noil silk: printed by thetraditional batik process	252	3 031	2 070	27 310
5007109010	Fabrics of noil silk: oth printedtraditional batik process	0	1 055	0	140 263
5007109090	Other fabrics of noil silk	11	514	666	31 892
5007209010	Oth fabrics, containing >= 85% by weightof silk; printed bleached c	0	351	0	28 612
5007209090	Oth fabrics, containing >= 85% by weightof silk; other	1 338	9 894	21 750	166 607
5007909090	Oth fabrics; containing < 85% by weightof silk	12	1 957	250	150 595
5101110000	Shorn wool, not carded/ combed, greasy,including fleece-washed v	0	17 259	0	231 085
5101190000	Oth Shorn wool,not carded/ combed,greasy,including fleece-washe	0	2 602	0	34 350
5101210000	Shorn wool, not carded/ combed,degreasednot carbonised	0	275 757	0	1 210 376
5101290000	Other Shorn wool, not carded/ combed,degreased not carbonised	0	259	0	1 422
5102110000	Fine animal hair,not carded/ combedof kashmir (cashmere) goats	0	3 237	0	210 339
5102190000	Fine animal hair,not carded/ combedoth of goats	0	3	0	72
5103300000	Waste of coarse animal hair includeyarn waste but exclude garnet	0	2	0	11
5105100000	Carded wool	0	1 441	0	34 887
5105210000	Combed wool in fragments	0	5 011	0	58 278
5105290000	Combed wool not in fragments	43 634	668 485	497 689	8 407 692
5105310000	Fine animal hair, carded/combedof kashmir (cashmere) goats	0	964	0	96 312
5105390000	Fine animal hair, carded/combedOther of goats	0	940	0	36 995
5106100000	Yarn,carded wool > 85%by weight not putup for retail sale	0	64 581	0	1 010 245
5106200000	Yarn,carded wool < 85%by weight not putup for retail sale	2 439	157 508	138 940	2 195 582
5107100000	Yarn,combed wool > 85% by weight not putup for retail sale	0	78 421	0	1 928 219
5107200000	Yarn,combed wool < 85%by weight not putup for retail sale	2	85 285	99	991 462
5108100000	Yarn of fine animal hair not put up forretail sale, carded	0	463	0	1 812
5109100000	Yarn,wool/ animal hair > 85% by weight,for retail sale	215 888	1 114 045	5 654 327	28 007 390
5109900000	Yarn,wool/ animal hair < 85% by weight,for retail sale	0	177 738	0	223 452
5110000000	Yarn,coarse animal hair/of horsehairwether not put up for retail s	0	487	0	25 822
5111111000	Woven fabric,carded,wool/ animal hair>85%weight < 300 g/m;prin	69	282	2 089	6 377
5111119000	Woven fabric,carded,wool/ animal hair>85%weight < 300 g/m;oth	13 474	129 586	520 590	11 919 418
5111191000	Woven fabric,carded,wool/ animal hair>85%weight>300 g/m;print	0	6	0	847
5111199000	Woven fabric,carded,wool/ animal hair>85%weight>300 g/m;oth p	10	3 246	840	97 463
5111200000	Other, mixed mainly or solely withman-made filaments	4	84 400	350	3 196 907
5111300000	Other, mixed mainly or solely withman-made staple fibres	8 750	284 706	204 673	3 029 531
5111900000	Other woven fabrics of carded wool orcarded fine animal hair	182	5 681	1 949	142 815
5112111000	Woven fabric,combed wool/ animal hair>85%weight<200 g/m;prin	0	28 587	0	411 424
5112119000	Woven fabric,combed wool/ animal hair>85%weight<200 g/m;oth	115 256	954 234	3 828 357	31 046 577
5112191000	Woven fabric,combed wool/ animal hair>85%weight>200 g/m;prin	5 821	246 678	172 399	2 766 991
5112199000	Woven fabric,combed wool/ animal hair>85%weight>200 g/m;oth	15 314	106 424	503 604	3 252 803
5112200000	Oth woven fabric,combed wool/ animal hairmix mainly/solely wth	5 967	141 205	191 653	4 157 966
5112300000	Oth woven fabric,combed wool/ animal hairmix mainly/solely with	14 869	56 030	447 988	1 614 591
5112900000	Oth woven fabric,combed wool or of fineanimal hair.	13 127	85 716	414 121	2 190 410
5113000000	Woven fabrics of coarse animal hair or ohorse hair	0	437	0	8 204
5201000000	Cotton, not carded/ combed.	57 687 284	628 375 193	106 861 961	1 267 481 419
5202100000	Yarn waste (including thread waste)	19 510	310 933	7 804	158 527
5202990000	Cotton waste,not garnetted stock	4 542	100 747	39 819	891 035
5203000000	Cotton, carded/ combed.	0	5 379	0	62 913
5204110000	Cotton sewing thread,not for retail salecotton weight >=85%	119 388	866 377	1 392 810	6 783 193
5204190000	Cotton sewing thread,not for retail salecotton weight < 85%	37 549	432 090	338 700	4 064 333
5204200000	Cotton sewing thread, wether for sale	7 787	343 658	48 230	812 714
5205110000	Single yarn,of uncombed fibres measuring> 714.29 decitex, cotton	89 945	1 377 572	356 060	6 081 863
5205120000	Single yarnof uncombed fibres measuring232.58<decitex<714.29 ,	2 385	2 313 195	10 157	7 632 068
5205130000	Single yarnof uncombed fibres measuring192.31<decitex<232.56 ,	0	105 511	0	498 416
5205140000	Single yarnof uncombed fibres measuring125<decitex<192.32 , coi	156 901	994 913	814 292	5 219 645
5205150000	Single yarn,of uncombed fibres measuring< 125 decitex, cotton >8	0	20 527	0	23 408
5205210000	Single yarn,of combed fibres measuring>714.29 decitex, cotton > 8	5	42	5	99
5205220000	Single yarn,of combed fibres measuring 232,56<decitex<714.29 , c	33 637	337 207	177 894	1 575 124
5205230000	Single yarn,of combed fibres measuring192,31<decitex<232,56 coi	983 695	11 657 707	3 443 065	44 506 496
5205240000	Single yarn,of combed fibres measuring125<decitex<192,31 , cott	688 108	4 596 487	2 280 461	15 390 910
5205260000	Single yarn,of combed fibres measuring106,38<decitex< 125 , cott	0	20 208	0	100 266
5205310000	Multiple yarn,of uncombed fibres measure>714.29 decitex,cotton	2 222	11 593	12 669	132 182
5205320000	Multiple yarn,of uncombed fibres measure232.56<decitex<714.29	12 689	203 314	61 935	1 027 362

I.3. IM POR M ENURUT KOM ODITI / IM PORT BY HS COM M ODITY
***** NOVEM BER / NOVEM BER 2014 *****

H S	Uraian Komoditi Commodity Description	Berat Bersih / Net Weight (Kg)		Nilai / Value C.I.F (US\$)	
		Bulan ini Current Month	Kumulatif Cum.Jan. to date	Bulan ini Current Month	Kumulatif Cum.Jan. to date
5205330000	Multiple yarn,of uncombed fibres measure192.31<decitex<232.31	0	34	0	961
5205350000	Multiple yarn,of uncombed fibres measure< 125 decitex, cotton >	0	5	0	222
5205410000	Multiple yarn,of combed measuring714.29 decitex/ more, cotton >	1	670	26	5 399
5205420000	Multiple yarn,of combed measuring232.56<decitex<714.29,cotton	686	225 878	5 466	1 240 745
5205440000	Multiple yarn,of combed measuring125<decitex< 192.31, cotton >	5 584	256 705	38 992	2 332 425
5205460000	Multiple yarn,of combed measuring106,38<decitex< 125 ,cotton >	0	54 768	0	372 171
5205480000	Multiple yarn,of combed measuring< 83.33 decitex, cotton >85%	0	28 743	0	296 279
5206110000	Single yarn of uncombed fibres,measuring>714,29or decitex, cotta	1 755	191 423	20 011	1 534 306
5206120000	Single yarn of uncombed fibres,measuring232,56<decitex<714.29	0	39 606	0	84 016
5206130000	Single yarn of uncombed fibres,measuring192.31< decitex <232.56	3 237	9 505	17 508	58 504
5206140000	Single yarn of uncombed fibres,measuring125< decitex < 192.31 ,c	0	5	0	12
5206210000	Single yarn, of combed fibres, measuring>714.29 desitex,cotton<8	0	8 893	0	118 321
5206220000	Single yarn, of combed fibres, measuring232.56<decitex<714.29 ,c	229 778	1 808 797	990 069	6 623 072
5206230000	Single yarn, of combed fibres, measuring192.31< decitex <232.56 .	0	339 743	0	1 252 435
5206240000	Single yarn, of combed fibres, measuring125<decitex< 192.31 ,cot	0	49 964	0	233 398
5206310000	Multiple yarn,of uncombed measuring> 714.29 decitex, cotton<85	0	5 413	0	34 140
5206320000	Multiple yarn,of uncombed measuring232.56<decitex< 714.29,cot	1 372	7 978	14 305	96 183
5206340000	Multiple yarn,of uncombed measuring125 <decitex< 192.31,cotton	0	19 932	0	239 782
5206410000	Multiple yarn,of combed fibres measuring>714.29 decitex, cotton-	0	1 065	0	2 804
5206420000	Multiple yarn,of combed fibres measuring232,56 <decitex< 714.29	374	27 772	4 358	275 525
5206440000	Multiple yarn,of combed fibres measuring125 <decitex< 191.31,ct	0	269	0	2 787
5206450000	Multiple yarn,of combed fibres measuring< 125 decitex cotton < 8	0	36 596	0	273 153
5207100000	Cotton yarn(oth sewing thread) retailsale,>=85% cotton by weight	12 248	103 108	171 939	1 069 380
5207900000	Cotton yarn(oth sewing thread) retailsale, < 85% cotton by weight	639	84 743	9 961	649 817
5208110000	Woven fabrics of cotton, unbleachedweighing <= 100 g/ m, >=85%	193 811	1 263 818	2 585 065	14 335 943
5208120000	Woven fabrics of cotton, unbleached100<weighing<200 g/ m, >=85	198 233	2 410 150	1 664 588	21 925 079
5208130000	Woven fabrics cotton,unbleached,3or4thread twill ,<200g/ m,>=85	0	958	0	23 874
5208190000	Oth Woven fabrics cotton, unbleach,<200g/ m,>=85%of cotton	802 255	8 454 930	9 830 433	95 035 973
5208210000	Woven fabrics of cotton,bleached,pleinweeve,weighing<100g/ m,>	73 878	338 752	739 933	3 591 456
5208220000	Woven fabrics of cotton,bleached,pleinweave,100<weigh<200 g/ n	79 785	762 095	721 893	8 096 637
5208230000	Woven fabrics cotton,bleached,3/ 4 threadwill ,weighing<200g/ m	43	1 978	384	18 097
5208290000	Other Woven fabrics cotton,bleached,<200g/ m,>=85%of cotton	234 895	2 178 676	2 521 014	20 238 767
5208310010	Woven fabrics cotton,dyed,voille/ chemivolle,weight <100 g/ m,>=8	3 029	14 204	73 076	242 979
5208310020	Woven fabrics of cotton,dyed,cambrics100<weigh<200 g/ m, >=85	0	1 200	0	28 128
5208310090	Other woven fabrics of cotton,dyed,weighing<200 g/ m, >=85%of c	73 007	1 050 345	747 031	10 445 036
5208320000	Woven fabrics of cotton,dyed,plain weave weave ,weight <100 g/ r	444 115	4 998 994	6 902 803	82 950 218
5208330000	Woven fabrics,dyed, 3-thread/ 4-threadtwill,weighing<200 g/ m, >=	38 528	414 267	395 146	4 105 274
5208390000	Other woven fabrics of cotton,dyed,weighing<200 g/ m, >=85%of c	365 919	3 753 921	3 588 246	37 804 649
5208410010	String Woven fabrics, cont>=85% ofcotton,of diff colour yarn, weig	1 146	28 133	28 536	395 333
5208410090	Oth woven fabrics, cont >=85% of cotton,of diff colour yarn, weigh	187 238	1 307 243	2 639 858	18 652 241
5208420010	String Woven fabrics,cont >=85%, cottonof diff colour yarn, weigh	68	5 224	7 597	98 391
5208420090	Oth Woven fabrics, cont >= 85% of cottonof diff colour yarn, weigl	621 348	7 034 574	8 117 279	101 266 450
5208430000	3-thread/ 4-thread twill, including cross weighing > 100 g/ m,>=85%	64 348	816 927	857 179	8 030 802
5208490000	Other fabrics of different color,weighing<200 g/ m, >=85%of cottor	167 132	1 389 628	1 385 081	11 149 589
5208511000	Plain weave,weinghing <=100g/ m2printed by the traditional batik	0	4 501	0	66 829
5208519000	Plain weave,weinghing <=100g/ m3, notprinted by the traditional b	1 127	64 240	34 596	1 301 361
5208521000	Plain weave,weinghing >100g/ m2printed by the traditional batik p	5	2 170	6	86 978
5208529000	Plain weave,weinghing >100g/ m3, notprinted bythe traditional ba	54 655	358 971	954 987	5 031 288
5208591000	Other fabrics; printed by traditionalbatik process,<200 g/ m, >=85%	0	8 069	0	127 154
5208599000	Other fabrics; not printed traditionalbatik process,<200 g/ m, >=85	15 612	407 054	101 953	3 075 228
5209110000	Plain weave,unbleached cont.>=85% of cotton, weight >200 g/ m2	45 048	715 757	593 772	6 032 244
5209120000	3-thread/ 4-thread twill,unbleached,>=85% of cotton, weight > 200	341	85 085	5 684	409 718
5209190000	Other fabrics unbleached,>=85% cotton,weighing > 200 g/ m2	296 960	5 011 302	2 950 897	46 348 704
5209210000	Woven fabric bleached ,Plain weave >=85%cotton, weighing > 200	1 733	14 409	14 498	188 629
5209220000	3-thread/ 4-thread twill,bleached,>=85%weighing>200g/ m	8 784	15 879	114 857	215 132
5209290000	Other woven fabric bleached ,cont 85%of cotton weight > 200 g/ r	85 713	649 555	1 282 142	8 100 633
5209310000	Woven fabrics dyed, plain weave,cont.85%of cotton, weight > 200	217 047	2 518 702	2 408 591	25 018 446
5209320000	3or4 thread icl cross twill,dyed,>= 85%,weight>200g/ m	342 908	3 244 049	3 760 187	31 079 843
5209390000	Other woven fabrics,dyed, cont.85% of cotton,weight > 200 g/ m2	464 614	4 700 660	3 805 539	39 088 278
5209410000	Woven fabrics of yarn different colours,plain weave,>=85% cotton	16 679	380 194	186 729	4 216 111
5209420000	Woven fabrics of yarn different colours,denim,>=85% cotton, weig	154 193	3 675 038	907 346	23 694 226
5209430000	3/ 4 thread twill,yarn different colours,plain weave,>=85% cttn, wg	3 738	62 137	38 201	880 867
5209490000	Other woven fabrics of yarn differentcolours,>=85% cttn, wght>20	48 360	626 114	376 365	5 406 713
5209519000	Woven fabrics, plain weave, not printedby batik process,>=85% cti	2 146	15 552	17 823	180 003

I.3. IM POR M ENURUT KOM ODITI / IM PORT BY HS COM M ODITY
***** NOVEM BER / NOVEM BER 2014 *****

H S	Uraian Komoditi Commodity Description	Berat Bersih / Net Weight (Kg)		Nilai / Value C.I.F (US\$)	
		Bulan ini Current Month	Kumulatif Cum.Jan. to date	Bulan ini Current Month	Kumulatif Cum.Jan. to date
5209529000	3or4 thread twill,not printed by batikprocess,>=85% ctn, wght>200g/m2	56 304	126 874	482 993	1 141 210
5209591000	Other woven fabrics, printed by batikprocess,>=85% ctn, wght>200g/m2	1	97	10	842
5209599000	Other woven fabrics, not printed bybatik process,>=85% ctn, wgh	187	50 752	511	2 116 522
5210110000	Woven fabric,unbleached; plain weave< 85% cotton,weight<200g/m2	317 679	5 158 447	2 854 480	49 009 432
5210190000	Other woven fabric,unbleached; plainweave < 85% cotton,weight<200g/m2	269 338	2 773 085	2 418 124	27 126 593
5210210000	Woven fabric,bleached; plain weave< 85% cotton,weight<200g/m2	21 415	169 756	235 333	1 858 276
5210290000	Other woven fabric,bleached; plain weave< 85% cotton,weight<200g/m2	16 943	182 233	218 035	2 666 391
5210310000	Woven fabric,dyed; plain weave< 85% cotton,weight<200g/m2	147 345	1 388 201	2 818 228	29 326 441
5210320000	Woven fabric,dyed;3/ 4-thread twill inclcross twill,< 85% cotton,wght>200g/m2	3 119	84 541	18 519	744 999
5210390000	Other woven fabric,dyed; < 85% cotton,weight<200g/m2	18 103	331 669	403 858	5 758 310
5210410010	String weave,of yarn of different colour< 85% cotton,weight<200g/m2	1 880	27 198	39 257	549 084
5210410090	Woven fabric,different colour,not string weave,< 85% cotton,weight<200g/m2	56 609	691 252	690 167	9 187 695
5210490000	Other woven fabric,different colour,plain weave,< 85% cotton,weight<200g/m2	10 855	109 981	128 008	1 300 533
5210519000	Woven fabric,plain weave, not printed bybatik process,< 85% cotton,weight<200g/m2	400	2 533	6 677	21 410
5210591000	Other woven fabric,printed by batikprocess,< 85% cotton,weight<200g/m2	0	2 312	0	53 559
5210599000	Other woven fabric,not printed by batikprocess,< 85% cotton,weight<200g/m2	27 121	818 607	299 142	6 595 835
5211110000	Woven fabric,unbleached;plain weave,< 85% cotton,weight>200g/m2	8 460	178 884	72 350	1 633 136
5211120000	Woven fabric,3/ 4 thread twill,unbleached,<85% ctn, weight>200g/m2	0	0	0	0
5211190000	Other woven fabric,unbleached,< 85% cotton,weight>200g/m2	110 651	1 045 389	1 581 371	13 241 790
5211200000	Woven fabric,bleached;,< 85% cotton,weight>200g/m2	0	12 651	0	93 448
5211310000	Woven fabric,dyed;plain weave,< 85% ofcotton,weight>200g/m2	62 993	594 311	690 614	6 266 324
5211320000	Woven fabric,3/ 4 thread twill,dyed,< 85%of cotton,weight>200g/m2	180 496	835 525	1 468 540	7 264 599
5211390000	Other woven fabric,dyed;< 85% of cotton,weight>200g/m2	121 931	1 079 808	1 004 895	8 693 989
5211410010	String weave,of yarn of different colour< 85% cotton,weight>200g/m2	10	352	116	4 375
5211410090	Woven fabric,different colour,not string weave,< 85% cotton,weight>200g/m2	0	205 866	0	984 247
5211420000	Woven fabric,different colour,denim,< 85% cotton,weight>200g/m2	87 684	931 672	438 303	5 254 080
5211430000	Oth fabrics of 3-thread/ 4-thrd,<85%of co,weight>200g/m2	224	261	612	2 228
5211490000	Oth fabrics of different colours< 85% cotton,weight>200g/m2	4 851	45 270	15 512	180 686
5211519000	Woven fabric,plain weave,not printed bybatik procs,< 85% cotton,weight>200g/m2	76	665	1 725	7 542
5211529000	3-thre/ 4-thread twill, not printed bybatik< 85% cotton,weight>200g/m2	0	991	0	12 685
5211599000	Other Woven fabric,not printed by batik< 85% cotton,weight>200g/m2	9 522	268 173	96 577	2 038 758
5212110000	Oth wovenfabric ofcotton weight<=200g/m2unbleached	61 722	599 261	952 262	9 098 315
5212120000	Oth wovenfabric ofcotton weight<=200g/m2bleached	1 347	9 205	10 171	78 556
5212130000	Oth wovenfabric ofcotton weight<=200g/m2dyed	18 570	140 310	220 601	1 474 709
5212140000	Oth wovenfabric ofcotton weight<=200g/m2of yarns of differrent	142 320	2 275 970	1 143 931	17 944 281
5212159000	Oth wovenfabric ofcotton weight<=200g/m2not printed by traditio	1 109	102 617	7 944	672 701
5212210000	Oth wovenfabric ofcotton weight>200g/m2unbleached	481 600	4 371 513	4 993 480	41 300 227
5212220000	Oth wovenfabric ofcotton weight>200g/m2bleached	372	1 727	3 842	15 337
5212230000	Oth wovenfabric ofcotton weight>200g/m2dyed	0	359	0	8 577
5212240000	Oth wovenfabric ofcotton weight>200g/m2of yarns of differrent c	31 008	367 482	219 106	2 709 906
5212251000	Oth wovenfabric ofcotton weight>200g/m2printed by the traditio	0	2	0	2
5212259000	Oth wovenfabric ofcotton weight>200g/m2not printed by traditio	7 687	8 833	51 570	56 934
5301100000	Flax, raw/retted	0	585	0	5 001
5301290000	Flax, broken, scutched, heckled/ othwiseprocess, but notspun,not l	4 067	37 727	23 589	213 196
5303100000	Jute & oth textile bast fibres, raw/retted	50 000	1 105 929	54 250	1 325 039
5303900000	Jute & oth textile bast fibres,not raw/retted	311	403	3 125	4 057
5305001000	Sisal & oth textile fibres of the genusageve; tow & waste of these fi	188 260	1 727 720	283 601	2 485 577
5305002011	Textile fibres Of coconut (coir), raw	9 300	45 300	3 150	15 750
5305002021	Textile fibres Of abaca; Raw	7 000	106 739	4 925	69 728
5305002029	Textile fibres Of abaca; other raw	0	83	0	1 469
5305009010	Textile fibres; of ramie fibres	0	3 061	0	52 978
5305009090	Textile fibres; other of ramie	0	2 640	0	18 983
5306100000	Single flax yarnflax yarn	0	13 676	0	162 621
5306200000	Multiple (folded)/cabled flax yarn	1 397	1 729	19 250	25 589
5307100000	Single yarn of jute/ of oth textile bast of heading 53.03.	15 432	285 250	15 122	321 177
5307200000	Multiple (folded)/cabled of jute/ othfibres bast fibres of heading 5	1 404 262	19 236 245	1 184 901	16 468 342
5308100000	Coir yarn	0	74 435	0	71 127
5308200000	True hemp yarn	0	7 610	0	49 605
5308901000	Paper yarn	0	63	0	5 042
5308909000	Other yarn of other vegetable textile fi	89	1 208	1 589	10 279
5309111000	Woven fabrics of flax cont>=85%by weightunbleached or not; prin	0	883	0	299
5309119000	Woven fabrics of flax cont>=85%by weightunbleached or not;not p	36 034	56 622	866 231	1 309 960
5309191000	Other Woven fabrics,flax cont>=85%byweight;print by traditional l	0	4 307	0	69 322
5309199000	Other Woven fabrics,flax cont>=85%weightnot print by traditional	19 108	88 926	480 181	2 230 597

I.3. IM POR M ENURUT KOM ODITI / IM PORT BY HS COM M ODITY
***** NOVEM BER / NOVEM BER 2014 *****

H S	Uraian Komoditi Commodity Description	Berat Bersih / Net Weight (Kg)		Nilai / Value C.I.F (US\$)	
		Bulan ini Current Month	Kumulatif Cum.Jan. to date	Bulan ini Current Month	Kumulatif Cum.Jan. to date
5309219000	Woven fabrics of flax cont<85% by weightunbleached or not;not p	3 617	6 587	49 489	91 977
5309291000	Woven fabrics of flax cont<85% by weightoth;printby the tradition	0	8 889	0	134 038
5309299000	Woven fabrics of flax cont<85% by weightoth; not printed by the t	16 669	151 017	254 240	2 624 818
5310100010	Woven fabrics of jute or of oth textileUnbleached; plain	20 668	219 371	26 659	278 320
5310100090	Woven fabrics of jute or of oth textileUnbleached; other plain	66	219	244	829
5310909000	Other woven fabrics of jute/ oth textilehead 53.03, not printed by l	664	6 897	11 949	101 733
5311009000	Woven fabrics of oth vegetable textilefibres&paper yarn; not print	19 901	104 333	315 417	617 337
5401101000	Sewing thread of man-made flment ofsynthetic filaments; for reta	20 832	174 866	150 980	1 735 697
5401109000	Sewing thread of man-made flment ofsynthetic filaments; not for i	295 576	4 076 965	1 370 062	17 847 087
5401201000	Sewing thread of man-made flment ofartificial filaments; for retail	1 691	20 970	277 705	587 189
5401209000	Sewing thread of man-made flment ofartificial filaments;not for re	14 814	134 183	107 334	952 822
5402110000	Syntthatic filamentyarn (oth than sewingHigh tenacity yarn of nylo	11 180	142 889	196 367	2 704 787
5402190000	Syntthatic filamentyarn (oth than sewingHigh tenacity yarn of nylo	839 724	7 450 372	3 483 437	32 857 821
5402200000	Syntthatic filamentyarn (oth than sewingHigh tenacity yarn of poly	817 650	9 802 999	2 380 031	28 773 057
5402310000	Textured yarn of nylon/ oth polyamidesmeasuring single yarn <= 5l	264 762	3 165 369	1 887 084	18 905 294
5402320000	Textured yarn of nylon/ oth polyamidesmeasuring single yarn > 50	31 707	641 247	128 243	2 249 001
5402330000	Textured yarn of polyesters	2 002 010	24 946 391	4 835 322	58 455 769
5402340000	Textured yarn of polypropylene syntheticfilament	310 282	3 358 951	805 249	8 186 781
5402390000	Other texture synthetic filament yarn	364 749	2 307 412	415 182	3 585 968
5402440000	Oth yarn, single, with a twist or not<50turn/m; elastomeric	635 562	9 980 996	4 991 096	79 665 808
5402450000	Oth yarn, single, with a twist or not<50turn/m; oth, of nylon/ oth p	386 815	2 964 327	1 329 575	9 853 974
5402460000	Oth yarn, single, with a twist or not<50turn/m; oth, of polyesters,p	1 606 246	23 857 100	2 357 356	36 804 056
5402470000	Oth yarn, single, with a twist or not<50turn/m; oth, of pollester	1 826 209	22 905 219	3 513 498	48 062 440
5402480000	Oth yarn, single, with a twist or not<50turn/m; oth, of polipropiler	151 391	1 519 970	183 909	2 068 988
5402490000	Oth yarn, single, oth thn, of elast, nylpolyester,polypropylene,<=5l	624 176	10 000 039	2 357 738	30 430 786
5402510000	Oth yarn, single, with a twist or not>50turn/m; of nylon or oth pol	3 124	10 177	63 112	136 513
5402520000	Oth yarn, single, with a twist or not>50turn/m; of nylon or oth pol	183 901	542 047	320 780	2 336 509
5402591000	Oth yarn, single, with a twist or not>50turn/m; other; of polypropl	0	12 712	0	22 244
5402599000	Oth yarn, single, with a twist or not>50turn/m; other; other	0	9 156	0	152 830
5402610000	Oth yarn, multiple or cableof nylon or polyamides	12 000	404 782	61 857	1 770 191
5402620000	Oth yarn, multiple or cableof polyesters	230 351	4 747 764	606 967	10 482 563
5402691000	Oth yarn, multiple or cableof other : polypropylena	161 531	1 486 281	405 336	3 603 053
5402699000	Oth yarn, multiple or cableof other : oth than polypropylena	66 632	453 068	166 834	1 245 457
5403100000	Artificial filament yarn (not sewing)high tenacity yarn of viscose r;	2 193	20 734	14 302	117 442
5403311000	Artificial filament yarn,oth yarn,singleof viskosa twist/ not <120 tur	0	4 459	0	27 524
5403319000	Artificial filament yarn,oth yarn,singleof viskosa twist/ not <120 tur	999 512	3 841 928	1 261 831	6 214 650
5403321000	Artificial filament yarn,oth yarn,singleof viskosa twist/ not >120 tur	0	48 175	0	184 761
5403329000	Artificial filament yarn,oth yarn,singleof viskosa twist/ not >120 tur	11	218 725	69	53 139
5403339000	Artificial filament yarn,oth yarn,singleof cellulose acetate: oth text	0	94	0	737
5403391000	Artificial filament yarn,oth yarn,singleof other : textured yarn	0	24 762	0	176 036
5403399000	Artificial filament yarn,oth yarn,singleof other : oth textured yarn	795	64 128	5 786	159 611
5403411000	Artificialfilament yarn,oth yarn,multipleor cable: of viscose rayon;t	0	30 226	0	92 184
5403419000	Artificialfilament yarn,oth yarn,multipleor cable: of viscose rayon; c	20 525	569 602	60 141	1 722 983
5403421000	Artificialfilament yarn,oth yarn,multipleorcable: ofcelluloseacetat;t	0	31 155	0	228 993
5403429000	Artificialfilament yarn,oth yarn,multipleorcable: ofcelluloseacetat;	1 096	14 072	76 347	937 085
5403491000	Artificialfilament yarn,oth yarn,multipleorcable: of other ; textured	0	3 882	0	22 985
5403499000	Artificialfilament yarn,oth yarn,multipleorcable: of other ; oth text	9 404	176 841	80 864	1 219 668
5404110000	Synth monfilament of elastomeric >=67decitex,dimension<=1mm,	14 787	254 430	63 914	1 133 817
5404120000	Synth monfilament oth ofplypropyllne>=67decitex,dimension<=1n	37 018	212 589	101 707	701 310
5404190000	Synth monfilament other >=67decitexdimension<=1mm, width<=f	83 288	1 194 156	517 134	9 220 325
5404900000	Synthetics other than filaments exceeds<1 mm, width <= 5 mm	157 677	1 102 850	417 984	2 388 634
5406000000	Man-made filament yarn(oth than sewingthread) put up for retail	28	9 809	850	40 427
5407102010	Woven fabrics of synt filament yarn fromhigh of nylon/ oth :tyre fa	514	40 355	17 021	836 534
5407102090	Woven fabrics of synt filament yarn fromhigh of nylon/ oth :tyre fa	86 082	1 506 725	1 293 130	24 794 195
5407109010	Woven fabrics of synt filament yarn fromhigh of nylon/ oth : other	28 761	392 252	682 664	3 858 968
5407109090	Woven fabrics of synt filament yarn fromhigh of nylon/ oth : other	188 652	1 906 814	2 381 925	26 605 832
5407200000	Woven fabrics of synt filament yarnwoven fabricsobtained from st	112 309	1 022 586	440 479	3 467 740
5407300000	Woven fabrics of synt filament yarnfabrics specified in nota 9to se	14 292	66 853	231 018	1 175 148
5407411000	Woven nylon mesh fabric of untwistedweight >=85% of flmnt of n;	154 325	962 018	1 484 793	9 469 264
5407419000	Oth woven nylon mesh fabric of untwistedweight >=85% of flmnt (259 639	1 338 972	2 496 222	14 499 399
5407420000	Woven fabrics of synt filament yarn fromnylon cont >85%; dyed	210 163	3 604 668	3 920 324	61 820 971
5407430000	Woven fabrics of synt filament yarn fromnylon cont>85%;of yarno	8 603	63 509	41 433	266 768
5407440000	Woven fabrics of synt filament yarn fromnylon cont >85%; printec	4 088	53 161	80 177	1 100 175
5407510000	Woven fabrics of synt filament yarn frompolyester cont >85%; unl	2 196 747	16 980 803	11 493 041	84 547 966

I.3. IM POR M ENURUT KOM ODITI / IM PORT BY HS COM M ODITY
***** NOVEM BER / NOVEM BER 2014 *****

H S	Uraian Komoditi Commodity Description	Berat Bersih / Net Weight (Kg)		Nilai / Value C.I.F (US\$)	
		Bulan ini Current Month	Kumulatif Cum.Jan. to date	Bulan ini Current Month	Kumulatif Cum.Jan. to date
5407520000	Woven fabrics of synt filament yarn from polyester cont >85% ; dy	1 284 212	13 740 889	14 563 286	167 856 121
5407530000	Woven fabrics of synt filament yarn from polyester cont >85% ; of y	6 779	371 490	41 383	1 424 104
5407540000	Woven fabrics of synt filament yarn from polyester cont >85% ; pri	83 014	997 746	1 224 204	13 964 535
5407610010	Oth woven fabrics,cont>=85% of by weight of nontextured polyst fi	1 268 022	9 435 133	7 746 474	55 869 626
5407610090	Oth woven fabrics,cont>=85% of by weight of nontextured polyst fi	1 223 606	13 769 260	8 030 244	86 289 821
5407690010	Oth woven fabrics,cont>=85% of by weight of polyst filamnt: unble	514 051	4 624 244	4 992 683	41 571 632
5407690090	Oth woven fabrics,cont>=85% of by weight of polyst filamnt: other	628 105	5 834 517	5 554 322	57 420 817
5407710000	Oth woven fabrics,cont>=85% of by weight of synthet filamnt: unbl	561 931	5 105 048	2 568 296	26 912 164
5407720000	Oth woven fabrics,cont>=85% of by weight of synthet filamnt: dye	62 166	532 300	1 097 364	8 503 059
5407730000	Oth woven fabrics,cont>=85% of by weight of synthet filamnt: of y	7 003	13 676	42 436	87 579
5407740000	Oth woven fabrics,cont>=85% of by weight of synthet filamnt: prin	19 622	270 858	193 752	2 967 752
5407810000	Oth woven fabrics,cont<85% of by weight of synthet filamnt-mixed	23 074	92 912	266 459	1 256 060
5407820000	Oth woven fabrics,cont<85% of by weight of synthet filamnt-mixed	37 098	570 472	711 266	9 511 572
5407830000	Oth woven fabrics,cont<85% of by weight of synthet filamnt-mixed	214	25 533	1 473	245 655
5407840000	Oth woven fabrics,cont<85% of by weight of synthet filamnt-mixed	6 929	98 778	167 918	1 827 655
5407910000	Woven fabrics of synt filament yarn of other woven fabric; unbleac	29 673	1 443 330	78 737	2 684 527
5407920000	Woven fabrics of synt filament yarn of other woven fabric; dyed	236 009	1 533 063	2 072 821	12 617 721
5407930000	Woven fabrics of synt filament yarn of other woven fabric; of yarn c	14 621	27 154	144 421	291 546
5407940000	Woven fabrics of synt filament yarn of other woven fabric; printed	121	5 053	7 486	80 499
5408100010	Woven fabrics of artificial filament yarn from high tenacity yarn of vis	4 233	62 890	125 406	1 117 217
5408100090	Woven fabrics of artificial filament yarn from high tenacity yarn of v	533 100	3 208 638	3 041 956	20 850 840
5408210000	Woven fabrics of artificial filament yarn cont >85% weight : umblea	22 757	329 501	219 382	3 148 471
5408220000	Woven fabrics of artificial filament yarn cont >85% weight or strip/t	58 344	632 920	797 055	6 788 371
5408230000	Woven fabrics of artificial filament yarn cont >85% weight: of yarn o	534	6 259	6 263	105 642
5408240000	Woven fabrics of artificial filament yarn cont >85% weight or strip/t	49 766	205 284	589 134	2 885 868
5408310000	Woven fabrics of artificial filament yarn oth woven fabric: unbleach	1 553	1 887	16 526	23 204
5408320000	Woven fabrics of artificial filament yarn oth woven fabric: dyed	1 892	26 114	45 599	443 331
5408330000	Woven fabrics of artificial filament yarn oth woven fabric: of yarn of	44	1 287 507	1 663	1 609 191
5408340000	Woven fabrics of artificial filament yarn oth woven fabric: printed	497 859	500 754	625 720	736 694
5501100000	Synthetic filament tow of nylon or other polyamides	61 571	555 079	1 502 754	10 182 482
5501200000	Synthetic filament tow of polyesters	104 407	1 849 803	793 546	18 000 157
5501300000	Synthetic filament tow of acrylic or modacrylic	3 918 299	39 183 804	10 687 207	106 046 654
5501400000	Synthetic filament tow of polypropylene	41 903	335 819	104 004	719 254
5501900000	Synthetic filament tow Other	30 386	200 116	287 525	2 850 592
5502000000	Artificial filament tow	2 608 643	37 252 280	15 856 700	232 326 591
5503110000	Synthetic staple fibres of nylon or othr polyamides of aramids	23 553	195 642	303 467	3 124 953
5503190000	Synthetic staple fibres of nylon or othr polyamides of oth than ar	9 812	487 852	40 291	2 694 447
5503200000	Synthetic staple fibres of polyesters	7 349 320	115 162 196	10 376 670	167 437 004
5503300000	Synthetic staple fibres of acrylic or modacrylic	2 284 173	21 979 407	6 384 657	58 444 099
5503400000	Synthetic staple fibres of polypropylene	170 558	3 913 670	446 075	9 998 529
5503900010	Synthetic staple fibres of other : of viscose rayon	21 200	1 380 424	53 895	4 810 481
5503900090	Synthetic staple fibres of other : other than viscose rayon	381 903	3 304 751	1 349 852	12 276 906
5504100000	Artificial staple fibres not carded, combed otherwise procss for spin: of	9 608 609	77 656 294	18 986 859	145 275 373
5504900000	Artificial staple fibres not carded, combed otherwise procss for spin: oth	73 770	1 183 770	170 742	3 569 371
5505100000	Waste of man-made fibres of synthetic fibres	123 764	982 252	91 837	659 288
5505200000	Waste of man-made fibres of artificial fibres	0	1 260 260	0	283 857
5506100000	Synth staple fibres carded, combed or otherwise prcs for spin: of nylon	57 972	459 016	687 500	4 572 286
5506200000	Synth staple fibres carded, combed or otherwise proces for spin: of pol	355 129	4 188 993	3 716 289	42 044 637
5506300000	Synth staple fibres carded, combed or otherwise proces for spin: acrylic	134 619	998 585	481 090	3 643 772
5506900000	Synth staple fibres carded, combed or otherwise process for spinn :	16 576	202 128	145 859	1 718 894
5507000000	Artificial staple fibres, carded, combed otherwise processed for spin	21 443	33 247	41 385	74 049
5508101000	Sewing thread of man-made staple fibres wether for sale or no: of s	6 694	646 556	82 864	2 588 262
5508109000	Sewing thread of man-made staple fibres wether for sale or no: oth	752 783	5 330 402	1 714 470	12 781 714
5508201000	Sewing thread of man-made staple fibres wether for sale or no: of a	4 285	12 193	45 221	135 636
5508209000	Sewing thread of man-made staple fibres wether for sale or no: oth	2 128	95 831	28 653	613 120
5509110000	Single yarn cont >=85% by weight of staple fibres of nylon/ oth poly	10 187	99 548	131 098	1 187 304
5509120000	Multiple/ cabled yarn cont >=85% by weight of staple fibre of nylon	5 497	22 798	107 563	286 191
5509210000	Single yarn cont >=85% by weight of polyester staple fibres	755 191	7 634 049	1 312 359	13 302 715
5509220000	Multiple (folded)/ cabled yarn cont >=85% of polyester staple fibres	207 626	1 691 030	791 492	5 829 312
5509310000	Single yarn cont >=85% by weight of acrylic/ modacrylic staple fibre	748	2 304	15 717	29 364
5509320000	Multiple/ cabled yarn cont >=85% by weight of acrylic/ modacrylic st	13 067	346 158	50 199	1 912 507
5509410000	Single yarn cont >=85% by weight of synthetic staple fibres	155 250	217 173	573 758	1 423 437
5509420000	Multiple (folded)/ cabled yarn cont >=85% of synthetic staple fibres	1 815	156 542	29 272	943 791
5509510000	Oth yarn of polyester staple fibres mixed mainly with artificial stapl	155 346	368 612	345 212	969 990

I.3. IM POR M ENURUT KOM ODITI / IM PORT BY HS COM M ODITY
 *** NOVEM BER / NOVEM BER 2014 ***

HS	Uraian Komoditi Commodity Description	Berat Bersih / Net Weight (Kg)		Nilai / Value C.I.F (US\$)	
		Bulan ini Current Month	Kumulatif Cum.Jan. to date	Bulan ini Current Month	Kumulatif Cum.Jan. to date
5509529000	Oth yarn of polyster staple fbres,othermixed mainly/solely wth wc	0	30 864	0	89 076
5509530000	Oth yarn of polyester staple fibresmixed mainly/solely with cotton	104 660	1 714 322	239 962	4 943 901
5509590000	Oth yarn of polyester staple fibresother	48 254	383 628	197 956	1 563 952
5509610000	Oth yarn ofacrylic/modacrylic staple fbrmixed mainly/solely wth w	169	34 214	3 174	427 094
5509620000	Oth yarn ofacrylic/modacrylic staple fbrmixed mainly/solely with c	5 630	243 493	57 948	433 213
5509690000	Oth yarn ofacrylic/modacrylic staple fbrother	42 222	274 832	62 003	1 025 926
5509910000	Other yarn mixed mainly or solely withwool/ fine animal hair	0	6 066	0	77 237
5509920000	Other yarn mixed mainly/solelywith cotton	0	25	0	192
5509990000	Other yarn mixed other thanwool/ fine animal hair & cotton	511	16 484	3 568	100 038
5510110000	Single yarn cont >=85% by weightof artificial staple fibres	196 761	2 161 357	364 162	4 340 032
5510120000	Multiple/cabled yarn cont.>=85%by weight/artificial staple fibres	2 526	30 446	15 886	207 233
5510200000	Oth yarn, mixed mainly/solely withcont>=85% of weight of artific	0	626	0	3 804
5510300000	Other yarn, mixed mainly/solely cont>=85% of weight with cotton	87 265	1 119 943	288 689	4 200 618
5510900000	Other yarn of artificial staple fibrescont>=85% of weight	16 624	507 719	142 845	3 863 938
5511101000	Yarn of synthtic staple fibres,cont>=85%weight of such fbrs knitting	3 166	86 486	38 756	772 280
5511109000	Yarn of synthtic staple fibres,cont>=85%weight of such fibres : oth	27 351	346 025	90 530	1 147 134
5511201000	Yarn of synthtic staple fibres,cont <85%weight of such fbrs knitting	7	946	135	4 606
5511209000	Yarn of synthtic staple fibres,cont <85%weight of such fibres : othe	100	21 481	3 753	61 873
5511300000	Yarn of artificial staple fibresput up for retail sale	1 790	27 534	40 715	568 784
5512110000	Woven fabrics of synthetic staple fibrecont>85% wight of polyeste	58 700	754 056	306 106	3 425 028
5512190000	Woven fabrics of synthetic staple fibrecont>85% wight of polyeste	436 973	3 923 657	4 070 836	36 424 963
5512210000	Woven fabrics of synthetic staple fibrecont>85%weightof acrylic/m	1 009	81 508	16 605	559 824
5512290000	Woven fabrics of synthetic staple fibrecont>85%weightof acrylic/m	121 609	1 404 051	1 154 391	14 570 962
5512910000	Woven fabrics of synthetic staple fibrecont>85%weight of oth : un	0	11 602	0	172 880
5512990000	Woven fabrics of synthetic staple fibrecont>85%weight of oth th p	6 473	125 576	316 912	3 109 573
5513110000	Wovn fbrcs of plyster stple fbre bleacheplain weave <=85% mix w/	175 647	1 638 931	1 376 888	16 669 747
5513120000	3-thread /4-thread twill, incl twill polstaple fibres <=85% w/cotton	1 159	68 253	39 470	1 181 336
5513130000	Oth woven fbrcs of polyester stple fbr<=85% mixed wght <170 g/n	487 380	7 479 401	5 264 351	62 897 420
5513190000	Oth woven fabrics <85% mixed cottonweight <170 g/m of cotton	1 409	143 059	17 341	1 366 486
5513210000	Dyed woven fabrics of polyester staplefibres, plain weave<85% of	222 858	5 293 351	2 044 316	23 119 461
5513230000	Oth dyed woven fabric ofpolyester staplefibres <85%, cotton<170	66	14 601	2 191	188 495
5513290000	Oth woven fabrics <85% such fibres, mixed cotton <170 g/m dyed	279 067	2 935 971	2 707 844	29 160 794
5513310000	Woven fabrics of yarn of diff color of polyester stpe fbrs,plain wea	22 764	553 057	121 243	3 318 837
5513390000	Oth woven fabrics<85% of such fibresweight <170 g/m of cotton: c	16 052	211 741	210 921	2 594 435
5513410000	Printed polyester staple fibres, plainweave <85% of fbr, cotton<17	537 942	4 131 495	1 035 370	11 451 967
5513490000	Other woven fabrics<85% of fibresweight <170 g/m of cotton	25 465	29 123	150 913	201 302
5514110000	Woven fbrcs of polyester staple fibresplain weave <=85%,cotton >	45 726	481 607	401 519	4 901 275
5514120000	3-thread/4-thread twill, incl twill ofpolyester stpl fbrs<85%, cotton	354	13 890	6 639	151 272
5514190000	Other woven fabrics<85% of fibresmixed weight >170g/m of cotto	202 137	1 403 167	2 564 339	20 201 735
5514210000	Dyed polyester staple fbrs, plain weavestaple fbrs<85%, cotton >1	5 983	37 325	77 380	446 355
5514220000	Woven fabric of synt: dyed<85% with ctto3-thread/4-thread twill,i	10 826	75 806	154 112	1 008 694
5514230000	Woven fabric of synt: dyed<85% with cttdyed; oth woven fbr pol:	20	3 169 445	138	4 329 018
5514290000	Other woven fabrics<85% of fibres mixedweight >170g/m of cotto	55 896	2 149 285	367 338	4 050 347
5514300000	Woven fabrics of synth stple fibre <85%, cotton >170 g/m, diff col	236	186 673	1 671	249 541
5514410000	Printed polyester staple fibres, plainweave <85% of fbr, cotton >17	102 357	563 713	1 114 620	5 834 106
5514420000	Prnt 3-thread/4-thread twill,incl twlpolyester stple fbr<85%, cotto	13 014	156 022	80 941	1 213 859
5514430000	Oth printd woven fabrics of polyesterstpl fbr <85%, cotton >170 g/	19 143	185 648	236 094	2 387 571
5514490000	Oth printed woven fabrics<85% suchfibres, weight >170 g/m of co	42 106	516 853	133 056	2 004 040
5515110000	Oth wvn fbrcs of synth stple fbrs ofpolyester stpl fbr mixed viscos	305 875	3 224 045	3 224 567	34 550 860
5515120000	Oth wvn fbrcs of synth stple fbrs ofpolyester stpl fbr mixed w/m-i	28 613	195 007	235 641	1 920 193
5515130000	Oth wvn fbrcs of synth stple fbrs ofpolyester stpl fbr mix w/wool/a	37 457	374 339	695 737	6 721 317
5515190000	Other woven fabrics of synth stple fbrof other polyester staple fibr	14 269	554 872	227 744	7 723 094
5515210000	Oth wvn fbrcs of acrylic/modacrylicmixed/solely with man-made fi	0	7 679	0	53 998
5515220000	Oth wvn fbrcs of acrylic/modacrylicmixed/solely w/wool/fine anm	0	26 110	0	245 719
5515290000	Oth wvn fbrcs of acrylic/modacrylicmix w/other than man-made fi	717	22 852	4 234	111 632
5515910000	Oth woven fabrics mixed mainly/solelyman-made filaments	743	42 357	16 048	1 234 520
5515991000	Oth woven fabrics mixed mainly/solelyw/wool/fine anml hair	0	2 734	0	54 758
5515999000	Oth woven fabrics mixed mainly/solelywith other than man-made	13 421	105 346	268 847	1 507 025
5516110000	Unbleached/bleached woven fabrics ofartificial staple fibre;weight	175 359	1 131 421	948 199	6 820 865
5516120000	Dyed woven fbrcs of artificial staplefibre; weight>=85%	82 792	846 370	1 279 661	12 584 407
5516130000	Woven fabrics of yarns of diff colorweight>=85% of artificial staple	5 244	12 362	56 613	149 500
5516140000	Printed woven fabrics; wght>=85% ofartificial staple fibres	36 619	264 070	433 972	3 220 588
5516210000	Un/bleached woven fabrics of artificialstaple fibre mix m-m-f;weig	89	5 018	576	79 235
5516220000	Dyed woven fabrics of artificial staplefibre mix m-m-f;weight<85%	13 541	148 508	233 677	2 432 399

I.3. IM POR M ENURUT KOM ODITI / IM PORT BY HS COM M ODITY
***** NOVEM BER / NOVEM BER 2014 *****

H S	Uraian Komoditi Commodity Description	Berat Bersih / Net Weight (Kg)		Nilai / Value C.I.F (US\$)	
		Bulan ini Current Month	Kumulatif Cum.Jan. to date	Bulan ini Current Month	Kumulatif Cum.Jan. to date
5516230000	Woven fabrics of yarn of diff colorartficial stple fbr mix m-m-f;weigl	198	7 459	3 223	43 013
5516240000	Printed woven fabrics of artifcl staplefibre mixed with m-m-f;weigl	11 892	22 821	194 209	464 092
5516310000	Un/bleached woven fabrics of artificialstaple fibre mixed w/wool;v	0	935	0	12 303
5516320000	Dyed woven fabrics of artificial staplefibre mixed with wool;weigh	11	46 750	1 103	3 141 004
5516330000	Woven fbr of yarn of diff color staplefibre mixed with wool;weigh	0	2 265	0	47 212
5516410000	Un/bleached woven fabrics of artificialstaple fibre mixed cotton;w	1 477	13 079	19 051	151 342
5516420000	Dyed woven fabrics of artificial staplefibre mixed with cotton;weig	1	2 783	24	64 806
5516430000	Woven fabrics of yarn of diff colorsmixed with cotton;weight<85%	453	18 008	9 628	280 930
5516440000	Printed woven fbrs of artifcl staplefibre mixed with cotton;weigh	0	589	0	4 963
5516910000	Other un/bleached woven fabrics of staple fbr	943	12 924	17 948	132 425
5516920000	Other woven fabrics of artificial staplefibre,un/bleached	0	42 201	0	762 991
5516930000	Other woven fabrics of artificial staplefibre,dyed	5 214	16 746	19 517	76 075
5516940000	Other woven fabrics of artificial staplefibre,of yarn diff colours	174 750	1 388 439	1 855 964	12 971 264
5601210000	Wadding of cotton,length<=5mm	42 445	774 825	437 692	8 021 767
5601220010	Wadding of cotton m-m-f of wrappedcigarette tow,length<=5mm	29 486	428 235	314 498	4 274 554
5601220090	Wadding of cotton m-m-f of oth wrappedcigarette tow,length<=5r	68 440	413 674	568 032	4 147 405
5601290000	Wrapped of other than cotton man-madefibres	5 077	118 647	4 724	200 910
5601301000	Polyamide fibre flock of wadding,length<=5mm	11 632	63 107	613 288	1 038 485
5601309000	Textile flock & dust mill neps oth thanpolyamide fibre flock;length	481	142 319	1 849	1 130 442
5602100000	Needleloom felt & stitch-bonded fibrecovered/laminated.	432 339	2 006 299	901 060	3 955 552
5602210000	Oth felt of wool/fine animal hair,notimpregnated,coated,covered	346	36 397	4 587	531 722
5602290000	Oth felt of oth textile materials,notimpregnated,coated,covered	1 823 667	10 178 399	4 364 507	13 963 618
5602900000	Felt, oth thn needleloom&oth felt notimpregnated, coated, covere	34 904	724 271	444 504	9 022 470
5603110000	Non woven of man-made filament, notimprgnatd,cvred/lminate	1 489 180	18 676 181	4 914 500	61 100 141
5603120000	Non woven of m-m-f, not imprgnated,covred/lminated; 25g/ m<w	1 464 511	13 919 616	7 260 426	48 172 403
5603130000	Non woven of m-m-f, not imprgnated,covred/lminated; 70g/ m<w	405 024	4 413 663	1 449 945	17 340 556
5603140000	Non woven of m-m-f, not imprgnated,covered/laminated; weight>	870 610	12 334 656	4 291 119	47 812 558
5603910000	Non woven of oth m-m-f, weight=<25g/ m2	256 639	3 338 453	1 375 024	15 210 505
5603920000	Non woven of oth m-m-f,25g/ m2<weighing=<70g/ m2	471 153	5 773 420	2 367 428	27 766 075
5603930000	Non woven of oth m-m-f,70g/ m2< weighing=<150g/ m2	74 704	733 080	451 962	5 557 209
5603940000	Non woven of oth m-m-f,weight=<150g/ m2	498 848	7 848 505	2 193 987	33 149 636
5604100000	Rubber thread & cord, textile covered & the like head 5404/ 5405	45 763	638 506	640 130	11 358 401
5604901000	Imitation catgut,of silk yarn	1 849	19 026	34 931	288 083
5604902000	Rubber impregnated textile thread yarn	3 907	35 477	63 978	447 574
5604903000	High tenacity yarn of polyester,of nylon/oth polyamides/of viscos	10 749	490 334	87 548	2 047 387
5604909000	Oth thn rubber thread&cord, textilecoverd&the like head 5404/ 54	44 382	393 667	476 465	5 024 044
5605000000	Metallised yarn,whether/ not gimped,being textl yarn/strip like he	18 152	104 676	105 047	793 768
5606000000	Gimped yarn,&strip&like of head 5404/ 5405,gimped,chenille yarn	117 320	1 557 021	339 351	4 045 363
5607210000	Binder/baler twine of sisal/ oth textilefbrs of genus agave	3 960	53 991	24 652	270 993
5607290000	Oth binder/baler twine of sisal/ oth textile fbrs of genus agave	104 415	854 271	304 397	4 104 300
5607410000	Binder/baler twine of polyethylene/polypropylene	12 582	78 628	37 856	168 562
5607490000	Oth binder/baler twine of polyethylene/polypropylene	1 264 112	12 512 646	1 979 675	18 623 220
5607501000	V-belt cord of man-made fibres treatedresorcinol formaldehyde>=	7 703	141 643	122 068	3 658 461
5607509000	Oth v-belt cord of m-m-fibrs treatedresorcinol formaldehyde>=10	82 052	1 360 263	542 133	7 078 950
5607901000	Twine,cordage,ropes&cables of artificialfibres	5 692	154 823	73 628	1 000 880
5607902000	Twine,cordage,ropes&cables of abaca/ othhard fibres	3	177	30	2 598
5607903000	Twine,cordage,ropes&cables of jute/ oth textile bast fibr head 530	0	169 620	0	124 105
5607909000	Oth twine,cordage,ropes&cables	97 500	936 100	550 373	6 208 458
5608110000	Made up fishing net of man-made textilematerials	391 151	4 712 348	525 464	6 642 272
5608192000	Net bags of man-made textile material	11 104	187 913	48 693	919 130
5608199000	Oth net bags of man-made textilematerials	69 655	994 047	152 252	2 449 627
5608901000	Net bags of oth man-made textilematerials	5 694	35 240	36 660	189 214
5608909000	Oth net bags of oth man-made textilematerials	80 444	855 874	348 586	2 237 608
5609000000	Articles of yarn,strip/the like of head5404/ 5405,twine,cordage,rop	214 035	2 113 675	1 563 325	13 529 501
5701101000	Prayer rugs of carpet of wool/fineanimal hair	0	201	0	5 757
5701109000	Oth prayer rugs of carpet of wool/fineanimal hair	0	164	0	10 651
5701901900	Oth prayer rugs of carpet of cotton	0	6 109	0	26 780
5701909900	Oth prayer rugs of carpet oth than wool/cotton	0	2 666	0	24 883
5702100000	Kelem,schumacks,karamanie&smlar hand-woven rugs, not tufted/	0	0	0	0
5702200000	Floor covering of coconut fibres (coir)not tufted/flocked	0	64 707	0	121 631
5702310000	Floor cov of pile construct of wool/fineanimal hair,not made up, no	0	13 490	0	39 416
5702320000	Floor cov of pile construct of man-madetxt mat, not made up,not	0	11 479	0	47 545
5702391000	Floor cov of pile construct of cottonnot made up, not tufted/flock	0	11 280	0	68 137
5702399000	Floor cov of pile construct of oth textile materials, not made up,no	0	384	0	1 939

I.3. IM POR M ENURUT KOM ODITI / IM PORT BY HS COM M ODITY

*** NOVEM BER / NOVEM BER 2014 ***

H S	Uraian Komoditi Commodity Description	Berat Bersih / Net Weight (Kg)		Nilai / Value C.I.F (US\$)	
		Bulan ini Current Month	Kumulatif Cum.Jan. to date	Bulan ini Current Month	Kumulatif Cum.Jan. to date
5702411000	Prayer rugs of floor cov of pileconstrct,made up of wool/fine anml	0	20 474	0	49 215
5702419000	Oth prayer rugs of floor cov of pileconstrct,made up of wool/fine a	0	29 661	0	97 327
5702421000	Prayer rugs of floor cov of pileconstrct,made up of man-made text	70 645	1 049 702	120 490	1 944 591
5702429000	Oth prayer rugs of floor cov of pileconstrct,made up of man-made	35 694	581 982	50 029	1 608 251
5702491900	Oth prayer rugs of floor cov of cottonof pile constrct,made up	2 197	11 015	7 225	95 571
5702499000	Oth floor cov of pile constrct,made up,of oth textile material	0	211	0	1 104
5702501000	Oth floor cov of cotton not of pileconstruct,not made up	0	13	0	521
5702509000	Oth floor cov of oth textile materialnot of pile construct,not made	0	6 371	0	13 154
5702911000	Prayer rugs not of pile constrct made upof wool/fine animal hair	0	51	0	6 502
5702919000	Oth floor cov not prayer rug not of pileconstrct made up of wool/f	0	623	0	35 329
5702921000	Prayer rugs not of pile constrct made upof man-made txtl matrln	0	155 530	0	254 430
5702929000	Oth floor cov not prayer rug not of pileconstrct,md up,of man-mac	28 954	400 119	21 667	362 141
5702991100	Prayer rugs not of pile constrct made upof cotton,of oth textile ma	0	25 275	0	42 360
5702991900	Oth floor cov not prayer rug not of pileconstrct,md up,of cotton,ot	27 616	77 123	30 465	120 241
5702992000	Oth flr cov.not of pile cnstrct,made upof jute fibres,oth textile mat	0	1 239	0	7 958
5702999000	Oth flr cov.not of pile cnstrct,made upoth thn cttn&jute fibres,oth	2 535	3 152	15 689	21 253
5703101000	Floor mats of wool/fine anml hairwhthr/not made up	0	66	0	319
5703109000	Carpet&oth txtl flr cov.,tufted, whthr/not made up,of wool/fine ar	5 643	39 393	5 102	145 412
5703209000	Carpet&oth txtl flr cov.,tufted,not prayrug,not made up,of nyln/otl	100 399	1 521 466	378 084	5 173 869
5703301000	Prayer rugs of cotton, whthr/notmade up,of oth man-md-txtl mtrl	0	29 163	0	116 915
5703309000	Carpet&oth txtl flr cov,tufted,not prayrug,of cttn not made up,of c	281 387	3 429 460	1 028 288	10 034 754
5703901900	Carpet&oth txtl flr cov.,tufted, whthr/not made up,of cotton,oth t	5 657	37 034	22 417	238 367
5703902100	Floor mats of jute fibres whthr/notmade up,of oth txtl mtrln	0	2 987	0	29 677
5703902900	Carpet&oth txtl flr cov.,tufted, whthr/not made up,of jute fbrs,oth	10	35	1 182	2 289
5703909100	Floor mats, whthr/not made up,not cttn&jute fbr,oth txtl mtrl	23 561	495 683	145 011	3 645 877
5703909900	Carpet&oth txtl flr cov.,tufted, whthr/nt md up,not cttn&jute fbr,c	0	14 225	0	167 925
5704100000	Textile tiles, having a surface <=0,3m,felt,no tufted/flocked,made t	0	3 028	0	10 272
5704900000	Oth textile tiles, having a surface <=0,3m,felt,no tufted/flocked,ma	326 447	3 346 201	405 241	4 477 796
5705001900	Oth carpet&oth txtl flr cov,oth prayrug of cotton,whthr/not made	0	5 344	0	35 744
5705002100	Non woven floor covering of jute fbrs,whthr/not made up	2 140	3 399	18 806	31 434
5705002900	Oth carpet&oth txtl flr cov,oth Non wovnfloor covrng of jute fbrs,v	0	706	0	3 264
5705009100	Prayer rugs of oth thn cotton&jutefibres,whthr/not made up	0	137 709	0	176 330
5705009200	Non woven floor covering of oth cotton&jute fibres,whthr/not ma	5 636	78 927	70 184	741 646
5705009900	Oth carpet&oth txtl flr cov,oth pray rugof oth cotton&jute fibres,w	63 972	732 176	107 400	1 113 902
5801101000	Woven pile&chenille fabrics of wool/fine anml hair, impregntd,coa	0	5 394	0	113 390
5801109000	Woven pile&chenille fabrics of wool/fine anml hair,not impregntd	163	42 711	6 135	363 039
5801211000	Uncut weft pile fbrcs of cotton,imprgntd,coatd,coverd oth thn of h	0	411	0	5 640
5801219000	Uncut weft pile fbrcs of cotton,notimprgntd,coverd oth thn of hea	2 796	39 747	14 366	376 044
5801221000	Cut corduroy of cotton,imprgntd,coatd,coverd oth than of head 58	0	44 418	0	324 920
5801229000	Cut corduroy of cotton,not imprgntd,coatd,coverd oth than of hea	3 841	294 621	11 431	7 384 634
5801239000	Oth weft pile fbrcs of cotton,notimprgntd,coverd oth thn of head !	1	920	2	11 958
5801261000	Chenille fabrics of cotton,imprgntd,coatd,coverd oth than of head	15 793	15 999	50 190	52 662
5801269000	Chenille fabrics of cotton,not imprgntd,coatd,coverd oth than of h	0	795	0	14 904
5801271000	Warp pile fabrics of cotton,imprgntd,coatd,coverd oth than of hea	0	710	0	18 739
5801279000	Warp pile fbrcs of cotton,not imprgntd,coatd,coverd oth than of h	394	24 294	20 969	628 680
5801319000	Uncut weft pile fbrcs of man-made fbrs,not imprgntd,oth thn of he	0	710	0	6 741
5801321000	Cut corduroy of man-made fibres ,imprgntd,oth thn of head 5802/	5 995	214 546	100 025	3 014 023
5801329000	Cut corduroy of man-made fibres ,notimprgntd,oth thn of head 58	21	12 418	153	34 052
5801339000	Oth weft pile fabrics of man-made fbrs,not imprgntd,oth thn of he	48	1 078	4 528	22 637
5801361000	Chenille fabrics of man-made fribres,imprgntd,oth thn of head 580	4 811	51 911	15 049	171 335
5801369000	Chenille fabrics of man-made fribres,not imprgntd,oth thn of head	67	24 046	5 012	112 166
5801371000	Warp pile fbrcs of man-made fribres,imprgntd,oth thn of head 580	447	4 917	7 517	82 243
5801379000	Warp pile fbrcs of man-made fribres,not imprgntd,oth thn of head	191	61 400	9 989	812 119
5801901900	Othr carpet & text floor covrng of silk,not imprgntd,oth thn of hea	10 054	10 305	120 927	133 382
5801909100	Othr carpet & text floor covrng of othtxtl mtrl, imprgntd,oth of 58	0	288	0	5 236
5801909900	Othr carpet & text floor covrng of othtxtl mtrl, not imprgntd,oth c	1 421	31 258	15 712	273 419
5802110000	Unbleached terry towelling&wovenfabrcs of cotton oth thn head c	44 601	533 528	522 417	6 458 859
5802190000	Bleached terry towelling&wovenfabrcs of cotton oth thn head of 5	40	19 335	493	122 572
5802200000	Terry towelling&woven fabrcs of othtextile material othr than hea	512	1 179	8 528	15 901
5802301000	Tufted textile fabrics,inpregnated,coated/covered oth thn of head	12 118	150 490	102 558	880 253
5802302000	Tufted textile fabrics,woven of cotton/of man made fbrs oth thn h	0	76 365	0	659 723
5802309000	Other tufted textile fabrics of otherthan fabrics of head 5806	131	230	1 279	3 623
5803001000	Gauze of cotton, oth than narrowfbrcs of heading 5806	2 054	10 800	14 323	59 017
5803002000	Gauze of man-made fibres, oth thannarrow fbrcs of heading 5806	0	2 387	0	26 211

I.3. IM POR M ENURUT KOM ODITI / IM PORT BY HS COM M ODITY
***** NOVEM BER / NOVEM BER 2014 *****

H S	Uraian Komoditi Commodity Description	Berat Bersih / Net Weight (Kg)		Nilai / Value C.I.F (US\$)	
		Bulan ini Current Month	Kumulatif Cum.Jan. to date	Bulan ini Current Month	Kumulatif Cum.Jan. to date
5803009100	Gauze of a kind used to cover cropsth thn narrow fbrcs of headin	0	1 160	0	6 178
5803009900	Gauze of other, oth than narrowfbrcs of heading 5806	510	6 752	25 970	68 126
5804101100	Tulles&oth net fbrics of silk,impregntdcoatd,coverd oth thn of hea	0	1 778	0	204 888
5804101900	Tulles&oth net fbrics of silk,notimpregntd,oth thn of head 6002-60	21 313	216 088	262 215	3 062 202
5804102100	Tulles&oth net fbrics of cotton,impregntdcoatd,coverd oth thn of he	5	1 456	396	49 849
5804102900	Tulles&oth net fbrics of cotton,notimpregntd,oth thn of head 6002	5 549	59 211	76 675	690 238
5804109100	Tulles&oth net fbric oth thn silk/ cotton,impregntd,oth thn of head	4 971	69 444	127 459	1 501 286
5804109900	Tulles&oth net fbric oth thn silk/cotton,not impregntd,oth of head 6	52 024	742 063	460 367	7 203 734
5804211000	Mechanically made lace of man-made fbrsimpregntd,oth thn of he	9 371	199 720	212 503	5 131 628
5804219000	Mechanically made lace of man-made fbrsnot impregntd,oth of hea	111 227	998 815	1 336 337	11 989 882
5804291000	Mechanically made lace of oth txtl mtrlimpregntd,oth thn of head	10	25 380	136	323 059
5804299000	Mechanically made lace of oth txtl mtrlnot impregntd,oth of head 6	52 314	499 798	870 671	11 972 195
5804300000	Hand-made lace oth than fabric ofhead 6002 to 6004	10 129	59 379	222 445	1 459 455
5805001000	Hand-woven tapestries of cotton, whetheror not made up	0	7	0	2 271
5805009000	Hand-woven tapestries of other thancotton, whether/ not made up	510	16 036	4 644	173 263
5806101000	Woven pile fabrics of silk other thangoods of head 5807	420	4 836	6 357	59 698
5806102000	Woven pile fabrics of cotton other thangoods of head 5807	18 031	63 464	301 992	1 192 458
5806109000	Woven pile fabrics of other than silk/ cotton other than goods of h	36 011	330 616	444 117	4 363 073
5806201000	Sport tape;weight>=5% of elastomeric yarn/thread	33 099	382 530	369 288	4 285 076
5806209000	Other woven fabrics;weight>=5% ofelstmeric yarn/thread oth thn	125 738	1 249 869	2 289 467	21 847 055
5806311000	Narrow woven fabrics of cotton for typewriter inked ribbon	865	14 287	10 555	267 377
5806312000	Backing of cotton for electricalinsulating paper	124	2 834	5 143	81 454
5806319010	Side fastener ribbons of cotton; width<=12 mm	2 072	28 143	91 569	898 201
5806319020	Webbings of cotton used in coveringpipes,poles and the like	3 961	58 427	49 540	598 533
5806319090	Other woven fabrics of cotton otherthan goods of head 5807	27 491	127 045	393 703	2 255 927
5806321000	Narrow woven fabrics of man-made fibresfor typewriter inked ribt	146 256	1 296 883	1 115 442	7 998 292
5806324000	Backing of man-made fibres forelectrical insulating paper	1 439	48 820	8 284	142 429
5806329010	Side fastener ribbons of man-made fibres; width <=12 mm	4 737	71 052	103 471	1 657 401
5806329020	Webbings of man-made fibres used incovering pipes, poles and th	257	3 304	8 192	81 923
5806329090	Other woven fabrics of man-made fibresoth than goods of head 58	180 391	1 809 011	2 344 133	15 665 744
5806391000	Other woven fabrics of silk oth thangoods of head 5807	898	20 596	19 420	250 255
5806399100	Backing of oth textile material forelectrical insulating paper	6 167	61 267	71 788	760 419
5806399910	Woven fabrics of other textile materialused in covering piping, pol	36	17 663	1 371	200 125
5806399920	Narrow woven fabrics of other textilematerials for typewriter ribt	0	522	0	13 106
5806399930	Narrow fabrics of other textile materialfor slide fastener, width <=	12	7 844	212	91 050
5806399990	Other woven fabrics of other textilematerial	39 740	410 588	403 552	5 066 477
5806400000	Fabrics consisting of warp without weftassembled by an adhesive	12 256	56 463	41 668	453 241
5807100000	Woven Labels, badges, and similar articles, not embroidered	319 443	4 115 129	6 579 753	77 550 333
5807900010	Non woven Labels, badges, and similar articles, not embroidered	23 365	168 347	257 809	2 460 502
5807900090	Labels, badges, and similar articles ofoth textile materials, not emt	70 843	855 134	1 392 739	13 972 536
5808101000	Braid combined with rubber threads, notembroidery, not knitted/c	2 526	10 804	63 959	212 243
5808109000	Braid not combined with rubber threads,not embroidery, not knitt	21 622	42 597	410 683	1 004 826
5808901000	Ornamental trimmings combined withrubber threads,not embroid	11 433	1 734 717	114 846	2 981 259
5808909000	Ornamental trimmings not comb. withrubber threads,not embroic	49 306	561 455	160 006	2 038 033
5809000000	Woven fabrics of metal thread & wovenfabrics of metallised yarn	0	347	0	5 471
5810100000	Embroidery without visible ground,inpiece, in strip, in motifs	9 057	103 833	80 607	913 155
5810910000	Embroidery of cotton with visible ground,in piece, in strip, in motif	97 559	1 063 590	1 330 085	13 504 279
5810920000	Embroidery of man-made fibres withvisible ground,in piece,in strip	36 134	124 896	273 543	1 023 569
5810990000	Embroidery of other textile materialswith visible ground,in piece, i	119 060	973 907	1 574 207	12 761 063
5811001000	Quilted textile products in the piece,ofwool/ fine/ coarse anml hair	10 157	91 679	181 153	1 326 357
5811009000	Quilted textile products in the piece,oth thn of wool/ fine/ coarse a	5 897	775 322	52 879	4 033 701
5901100000	Textile fabrics coated w gum/ amylaceused for covers books and	1 311	31 573	26 632	594 444
5901901000	Traching cloth	807	807	7 576	7 576
5901902000	Prepared painting canvas	4 056	32 734	11 279	159 171
5901909000	Buckram and similar stiffened textilefabrics for hat foundations	21 770	330 981	166 124	1 945 639
5902101100	Chafer fabrics,rubberised of nylon-6 yar	30 375	331 337	240 163	2 774 921
5902101900	Chafer fabrics,rubberised of nylonnot nylon-6 yarn	41 997	508 466	237 556	2 813 803
5902109100	Tyre cord fabrics of nylon or otherpolyamides of nylon-6 yarn	702 911	10 921 901	2 882 628	46 359 143
5902109900	Tyre cord fabrics of nylon or otherpolyamides of not nylon-6 yarn	265 460	6 455 448	1 452 034	32 034 275
5902202000	Chafer fabrics,rubberised of polyester	236 130	1 897 363	930 936	7 749 752
5902209100	Tyre cord fbrics of polyester,containingcotton	1 058	563 424	10 896	1 883 920
5902209900	Tyre cord fbrics of polyester, notcontaining cotton	590 112	5 984 775	2 375 690	24 687 536
5902909000	Other cord fabrics of high tenacity yarnof viscose rayon	7 454	101 641	61 728	1 393 737
5903100000	Textile fbrcs impregnated,coated,coveredwith polyvinyl chloride, r	3 783 113	40 533 627	4 214 927	52 597 848

I.3. IM POR M ENURUT KOM ODITI / IM PORT BY HS COM M ODITY
 *** NOVEM BER / NOVEM BER 2014 ***

H S	Uraian Komoditi Commodity Description	Berat Bersih / Net Weight (Kg)		Nilai / Value C.I.F (US\$)	
		Bulan ini Current Month	Kumulatif Cum.Jan. to date	Bulan ini Current Month	Kumulatif Cum.Jan. to date
5903200000	Textile fbrcs impregnated,coated,coveredwith polyurethane, not 5	1 473 489	22 752 686	10 358 162	161 041 109
5903900010	Canvas type fabrics impregnated,coated,covered with nylon,polya	257 269	2 505 969	1 935 528	21 204 034
5903900090	Other textile fabrics impregnated,coated,covered with plastics, no	303 523	4 636 505	2 768 252	46 564 433
5904100000	Linoleum	12 277	30 070	50 975	149 679
5904900000	Floor coverings consist of a coating orcovering on a textile backing	4 238	25 257	46 082	272 783
5905001000	Textile wall coverings of wol/ fine/coarse animal hair	0	127	0	11 615
5905009000	Textile wall coverings oth thn of wol/ fine/coarseanimal hair	690	7 687	19 036	123 969
5906100000	Adhesive tape of a width <= 20cm, otherthan of heading 5902	71 807	580 656	650 237	6 698 387
5906910000	Other rubberised textile fabrics,knitted/ crocheted, not heading 59	105 356	606 168	659 662	4 235 953
5906991000	Rubberised sheeting for hospital use,notknitted/ crocheted, not he	0	38	0	840
5906999000	Other rubberised textile fabrics, notknitted/ crocheted, not headin	44 876	472 661	307 370	3 783 160
5907001000	Fabrics impregnated,coated,covered withoil of oil-based preparati	6 505	30 117	39 054	239 362
5907003000	Textile fbrcs impregnated,coated,coveredwith fire resistant chemi	2 337	18 378	32 787	277 809
5907004000	Fabrics impregnated,coated,covered withflock velvet/ flock textile	33 928	431 544	71 099	1 383 716
5907005000	Fabrics impregnated,coated,covered withwax, tar, bitumen or sim	0	438	0	1 422
5907006000	Fabrics impregnated,coated,covered withother substances	0	4 644	0	66 083
5907009000	Painted canvas being thetrical scenery,studio back-cloths or the lik	13 508	90 859	204 875	1 425 319
5908001000	Wicks; incandescent gas mantles	907	18 199	15 789	46 740
5908009000	Tubular knitted gas mantle fabricstherefor	0	24 892	0	41 453
5909001000	Fire hoses	29 214	271 777	121 242	1 294 082
5909009000	Textile hosepiping & similar textiletubing other than fire hoses	5 543	54 533	33 370	2 487 013
5910000000	Transmission or conveyors belts orbeltng, of textile material	2 245 118	3 209 342	4 421 398	14 253 802
5911100000	Textile fabrics, felt & felt-lined woven for card clothing or technica	450 303	4 309 333	5 825 952	52 781 070
5911200000	Bolting cloth	3 559	40 738	47 272	401 410
5911310000	Textile fabrics & felts used in paper-making machines; weighing < 1	4 554	338 896	762 933	12 420 498
5911320000	Textile fabrics & felts used in paper-making machines; weighing >=	60 366	721 677	3 475 719	40 439 666
5911400000	Straining cloth of a kind used in oil or the like including that of hum	10 198	110 670	149 158	1 650 449
5911901000	Gaskets and seals	2 183	26 733	50 577	567 915
5911909000	Other Textile products and articles fortechnical uses	160 520	2 413 668	1 073 576	14 879 542
6001100010	Long pile fabrics, unbleached, notmercerised, knitted/ crocheted	0	688	0	15 989
6001100090	Long pile fabrics, bleached, mercerised,knitted/ crocheted	30 736	692 313	173 066	4 060 160
6001210000	Looped pile fabrics of cotton, knitted/ crocheted	116 973	766 123	1 409 084	7 984 273
6001220000	Looped pile fabric of man made fibres,knitted/ crocheted	18 273	397 005	179 987	3 854 456
6001290000	Looped pile fabric of oth textile materiknitted/ crocheted	54 846	513 845	288 911	3 753 156
6001910000	Other pile fabrics, of cotton, knitted/ crocheted	25 374	214 192	220 186	1 821 968
6001922000	Pile fabrics of 100% polyester staplefibres, 63,5mm_width_76,2m	185 859	2 521 084	1 678 331	22 747 853
6001923010	Other pile fabrics, of man made fibres,cont elastomeric/ rubber ya	37	3 544	638	70 589
6001923090	Other pile fabrics, of man made fibres,cont elastomeric/ rubber ya	96 060	1 430 375	2 438 163	20 256 410
6001929010	Other pile fabrics, of man made fibres,not cont elstmric/ rubber ya	432	6 546	5 475	92 342
6001929090	Other pile fabrics, of man made fibres,not cont elstmric/ rubber ya	250 906	2 973 600	1 831 954	20 856 875
6001991100	Oth pile fbrcs of oth txtl mtrial contelstmric/ rubber yarn,unbleach	0	797	0	9 809
6001991900	Oth pile fbrcs of oth txtl mtrial not coelstmric/ rubber yarn,unbleac	76	31 541	947	335 162
6001999100	Oth pile fbrcs of oth txtl mtrial contelstmric/ rubber yarn,bleachd,n	25 573	67 943	72 470	205 849
6001999900	Oth pile fbrcs of oth txtl mtrial not coelstmric/ rubber yarn,bleachc	12 219	258 922	123 984	4 218 188
6002400000	Knitted/ crocheted fabrics;elastomeric>5%, width<30cm, not rubbr	306 227	3 505 365	3 244 421	34 620 848
6002900000	Knitted/ crocheted fabrics;elastomeric>5%, width<30cm, rubber th	1 477 262	16 896 006	13 747 535	156 453 589
6003100000	Knitted/ crocheted fabrics of wool/ fineanimal hair, width<30cm, n	243	47 525	4 207	840 619
6003200000	Knitted/ crocheted fabrics of cotton,width<30cm, not 6001/6002	548 337	4 162 934	3 509 563	30 460 196
6003300000	Knitted/ crocheted fabrics of syntheticfibres, width<30cm, not 600	22 888	375 494	319 072	4 396 608
6003400000	Knitted/ crocheted fabrics of artificialfibres, width<30cm, not 6001	40	6 069	1 092	134 571
6003900000	Knitted/ crocheted fabrics of oth textilematerials, width<30cm, not	23 211	395 591	140 336	2 373 548
6004101000	Knitted/ croch. fabrics;5%<elastomeric_200%,width>30cm,not rub	911 499	11 403 758	9 789 924	95 065 541
6004109000	Knitted/ croch. fabrics;elastomeric>20%,width>30cm,not rubber th	2 805 774	29 672 098	12 221 382	121 912 798
6004900000	Knitted/ croch. fabrics;elastomeric>20%,width>30cm,rubber threa	195 379	1 810 367	2 028 689	21 432 075
6005210000	Warp knit fabrics of cotton othe than of heading 6001-6004	67 560	640 844	551 595	5 611 584
6005220000	Dyed warp knit fabrics of cotton othethan of heading 6001-6004	120 789	1 149 386	1 137 096	11 530 361
6005230000	Warp knit fabrics of cotton yarn of diffcolor oth than of heading 60	105 956	700 684	761 875	5 889 493
6005240000	Printed warp knit fabrics of cotton oththan of heading 6001-6004	0	17 014	0	125 921
6005311000	Wrp knit fbrc,of synthtc,bleach/ no, swimwear,of polyester&polybr	13 714	245 129	144 542	2 765 921
6005319000	Wrp knit fbrc,of synthtc,bleach/ no, oththn swimwr,of polyst&pol	149 655	2 544 775	1 173 023	18 768 970
6005321000	Warp knit fabrc,of synthtc,dyed, swimwer,of polyester&polybutylk	74 707	415 657	812 775	4 851 257
6005329000	Warp knit fabrc,of synthtc,dyed, oth thn swimwr,of polyst&polyb	476 255	3 605 678	4 063 214	31 369 636
6005331000	Wrp knit fbrc,of synthtc,yarn diff cls, swimwer,of polyester&polyt	5 743	78 364	52 742	625 839
6005339000	Wrp knit fbrc,of synthtc,yarn diff cls, oth thn swimwr,of polyst&f	383	8 100	4 763	117 250

I.3. IM POR M ENURUT KOM ODITI / IM PORT BY HS COM M ODITY
***** NOVEM BER / NOVEM BER 2014 *****

HS	Uraian Komoditi Commodity Description	Berat Bersih / Net Weight (Kg)		Nilai / Value C.I.F (US\$)	
		Bulan ini Current Month	Kumulatif Cum.Jan. to date	Bulan ini Current Month	Kumulatif Cum.Jan. to date
6005341000	Warp knit fabr,of synthtc,printed, swimwr,of polyester&polybut	0	7 648	0	102 015
6005349000	Warp knit fabr,of synthtc,printed, oththn swimwr,of polystr&poly	39 941	492 628	786 711	7 223 617
6005410000	Warp knit fabrics of artifical fibres ofthan of heading 6001-6004	0	199	0	2 705
6005420000	Dyed warp knit fabrics of artifical fibroth than of heading 6001-6004	20 622	200 889	208 084	2 293 897
6005430000	Warp knit fbr,of artfcl fbrs yarn ofdiff cls,oth than of heading 6001-6004	1 751	22 822	20 153	274 900
6005440000	Printed warp knit fabrics of artificiallo than of heading 6001-6004	0	9 239	0	67 445
6005901000	Oth warp knit fabrics of wool/fine anmlhair oth thn of heading 6001-6004	176	6 516	367	66 175
6005909000	Oth warp knit fabrics oth thn of wool/fine anml oth thn heading 6001-6004	48 751	558 011	492 535	6 010 127
6006100000	Other knitted/crocheted fabrics ofwool/fine animal hair	965	61 046	21 352	734 516
6006210000	Other knitted/crocheted fabrics ofcotton,bleached/ no bleached	261 558	1 246 505	1 887 452	9 716 105
6006220000	Other knitted/crocheted fabrics ofcotton,dyed	3 531 373	41 630 692	33 251 950	359 796 420
6006230000	Oth knit/crochtd fbr,of cotton ofyarn of dif color	73 871	619 312	821 172	5 577 186
6006240000	Other knitted/crocheted fabrics ofcotton,printed	99 207	839 980	1 013 177	7 333 279
6006311000	Oth knit/crochtd fbr,of nylon fibr,bleached/ no bleached	64 061	366 016	513 773	3 251 275
6006312000	Oth knit/crochtdfbr,of synthtc fibr,elastis, bleached/ no bleached	31 399	245 598	321 474	2 449 635
6006319000	Oth knit/crochtdfbr,of synthtc fibr,oth than nylon&elastis,bleach	240 077	2 183 009	2 224 832	20 938 104
6006321000	Oth knit/crochtd fbr,of nylon fibr,bleached/ no bleached	59 545	835 320	812 630	8 754 067
6006322000	Oth knit/crochtd fbr,of synthtc fibr,elastis,dyed	5 878	122 067	47 968	1 586 090
6006329000	Oth knit/crochtd fbr,of synthtc fibr,than nylon&elastis,dyed	567 538	7 500 988	7 069 702	73 000 479
6006331000	Oth knit/crochtd fbr,of synthtc fibr,of yarn of dif colors,elastis	521	11 705	8 382	199 596
6006339000	Oth knit/crochtd fbr,of synthtc fibr,of yarn of dif colors,not elas	12 225	94 379	131 075	1 418 404
6006341000	Oth knit/crochtd fbr,of synthtc fibr,printed,elastis	594	49 006	3 616	474 278
6006349000	Oth knit/crochtd fbr,of synthtc fibr,printed,not elastis	3 290	300 506	111 302	3 433 847
6006411000	Oth knit/crochtd fbr,of artificalfibr, elastis,bleached/ no bleache	0	1 390	0	4 257
6006419000	Oth knit/crochtd fbr,of artificalfibr, not elastis,bleached/ no blea	662	25 349	8 576	252 048
6006421000	Oth knit/crochtd fbr,of artificalfibr, elastis,dyed	166 352	472 366	1 538 662	4 436 333
6006429000	Oth knit/crochtd fbr,of artificalfibr, not elastis,dyed	49 649	1 230 349	425 073	9 444 916
6006439000	Oth knit/crochtd fbr,of artificalfibr of yarn of dif colors,not elas	744	22 928	6 990	247 696
6006441000	Oth knit/crochtd fbr,of artificalfibr, printed,elastis	6 915	7 917	28 578	64 138
6006449000	Oth knit/crochtd fbr,of artificalfibr, printed,not elastis	1 284	4 227	12 836	47 371
6006900000	Other knitted/crocheted fabrics ofother material	722 440	6 375 102	6 772 160	53 602 943
6101200000	Men's/ boy's ovr coats,car coat,capes,knittd/ crochtd of cotton	742	20 899	26 105	563 002
6101300000	Men's/ boy's ovr coats,car coat,capes,knittd/ crochtd of man-made	2 640	19 912	108 330	864 191
6101900000	Men's/ boy's ovr coats,car coat,capes,knittd/ crochtd of oth textile	24	3 997	135	79 623
6102100000	Women's/ girl's ovr coats,car coat,capes,knittd/ crochtd of wool/ fir	147	399	9 451	31 300
6102200000	Women's/ girl's ovr coats,car coat,capes,knittd/ crochtd of cotton	334	16 871	11 545	312 881
6102300000	Women's/ girl's ovr coats,car coat,capes,knittd/ crochtd of man-ma	1 786	10 943	62 094	490 065
6102900000	Women's/ girl's ovr coats,car coat,capes,knittd/ crochtd of oth texti	1 382	36 744	12 488	276 611
6103100000	Men's/ boy's suits knitted/ crocheted	1 190	174 435	18 351	312 206
6103220000	Men's/ boy's ensembles of cotton,knitted/ crocheted	14 680	52 787	21 280	88 142
6103230000	Men's/ boy's ensembles of synthtc fibr,knitted/ crocheted	0	409	0	20 087
6103290000	Men's/ boy's ensembles of oth textilematerial, knitted/ crocheted	38	1 245	1 475	32 708
6103310000	Men's/ boy's jackets& blazers of wool/ fine animal hair, knitted/ croc	0	96	0	2 613
6103320000	Men's/ boy's jackets& blazers of cotton,knitted/ crocheted	2 014	22 555	41 616	251 681
6103330000	Men's/ boy's jackets& blazers of synthtcfibres, knitted/ crocheted	1 389	42 720	41 105	425 890
6103390010	Men's/ boy's jackets& blazers of rami, linen or silk, knitted/ crochete	7 922	15 559	134 400	307 870
6103390090	Men's/ boy's jackets& blazers of othertextile materials, knitted/ croc	413	14 506	2 638	239 476
6103410000	Men's/ boy's trousers, breeches& shortsof wool/ fine animal hair, kni	66	566	5 019	32 909
6103420000	Men's/ boy's trousers, breeches& shortsof cotton, knitted/ crochete	3 303	53 056	78 372	1 036 678
6103430000	Men's/ boy's trousers, breeches& shortsof synthtc fibres, knitted/ cr	4 014	92 149	134 068	1 597 014
6103490000	Men's/ boy's trousers, breeches& shortsof oth textile material, kni	1 238	5 319	7 672	62 638
6104130000	Women's/ girl's suits of synthtc fibr,knitted/ crocheted	15 171	130 326	38 914	273 276
6104192000	Women's/ girl's suits of cotton,knitted/ crocheted	25 816	311 089	38 075	503 325
6104199000	Women's/ girl's suits of oth textilematerial, knitted/ crocheted	4	3 373	103	29 902
6104220000	Women's/ girl's ensembles of cotton,knitted/ crocheted	0	6 858	0	19 551
6104230000	Women's/ girl's ensembles of synthtcfibres,knitted/ crocheted	0	20 122	0	32 205
6104290000	Women's/ girl's ensembles, of othertextile materials,knitted/ croch	0	133	0	1 546
6104310000	Women's/ girl's jackets& blazers of wool/ fine animal hair, knitted/ c	6	44	434	9 155
6104320000	Women's/ girl's jackets& blazers ofcotton, knitted/ crocheted	7 101	182 756	43 481	466 642
6104330000	Women's/ girl's jackets& blazers ofsynthetic fibres, knitted/ crochet	13 791	211 520	46 651	604 199
6104390000	Women's/ girl's jackets& blazers of othertextile materials, knitted/ crc	62	1 886	2 424	101 611
6104410000	Women's/ girl's dresses of wool/ fineanimal hair, knitted/ crochete	36	489	9 035	86 563
6104420000	Women's/ girl's dressed of cotton,knitted/ crocheted	62 492	730 607	323 070	3 052 394
6104430000	Women's/ girl's dressed of syntheticfibres, knitted/ crocheted	82 640	1 381 072	432 698	5 194 378

I.3. IM POR M ENURUT KOM ODITI / IM PORT BY HS COM M ODITY
***** NOVEM BER / NOVEM BER 2014 *****

H S	Uraian Komoditi Commodity Description	Berat Bersih / Net Weight (Kg)		Nilai / Value C.I.F (US\$)	
		Bulan ini Current Month	Kumulatif Cum.Jan. to date	Bulan ini Current Month	Kumulatif Cum.Jan. to date
6104440000	Women's/girl's dressed of artificialfibres, knitted/crocheted	3 781	36 772	142 261	1 848 104
6104490000	Women's/girl's dresses of othertextile materials, knitted/crocheted	210	2 077	11 988	81 182
6104510000	Women's/girl's skirts÷d skirtsof wool/fine animal hair, knitted/crocheted	67	74	3 424	5 364
6104520000	Women's/girl's skirts÷d skirtsof cotton, knitted/crocheted	13 828	89 831	42 808	611 643
6104530000	Women's/girl's skirts÷d skirtsof synthetic fibres, knitted/crocheted	41 689	207 847	188 748	1 666 950
6104590000	Women's/girl's skirts÷d skirtsof oth textile material, knitted/crocheted	2 710	14 266	87 919	585 227
6104610000	Women's/girl's trousers, breeches&shorts of fine animal hair,knitted/crocheted	74	207	6 007	16 723
6104620000	Women's/girl's trousers, breeches&shorts of cotton, knitted/crocheted	101 886	709 311	413 392	3 483 984
6104630000	Women's/girl's trousers, breeches&shorts of synthtc fibres, knitted/crocheted	167 359	1 758 150	495 722	5 219 543
6104690000	Women's/girl's trousers, breeches&shorts of oth textile mtrial,knitted/crocheted	2 104	24 591	93 791	833 674
6105100000	Men's/boy's shirts of cotton, knitted/crocheted	71 702	583 279	600 134	10 046 674
6105200010	Men's/boy's shirts of synthetic man-made fibres, knitted/crocheted	3 950	59 944	136 125	2 081 824
6105200090	Men's/boy's shirts of artificial man-made fibres, knitted/crocheted	38	447	984	19 087
6105900000	Men's/boy's shirts of other textilematerials fibres, knitted/crocheted	63	27 857	3 869	215 742
6106100000	Women's/girl's blous,shirt&shirt blousof cotton, knitted/crocheted	498 724	2 309 854	1 225 165	7 589 028
6106200000	Women's/girl's blous,shirt&shirt blousof man-made fibres, knitted/crocheted	193 532	2 236 314	490 343	6 275 864
6106900000	Women's/girl's blous,shirt&shirt blousof oth textile material, knitted/crocheted	22 975	274 504	115 157	1 355 736
6107110000	Men's/boy's underpants & briefs ofcotton, knitted/crocheted	53 156	222 092	270 742	2 296 621
6107120000	Men's/boy's underpants & briefs ofman-made fibres, knitted/crocheted	19 626	105 772	220 343	813 052
6107190000	Men's/boy's underpants & briefs ofoth textile material, knitted/crocheted	5 580	13 496	63 555	123 459
6107210000	Men's/boy's nightshirts & pyjamas ofcotton, knitted/crocheted	286	51 737	7 144	253 082
6107220000	Men's/boy's nightshirts & pyjamas ofman-made fibres, knitted/crocheted	12	5 219	238	24 911
6107290000	Men's/boy's nightshirts & pyjamas ofoth textile material, knitted/crocheted	94	590	493	36 572
6107910000	Men's/boy's bathrobes, dressing gowns of cotton, knitted/crocheted	67	398	701	8 200
6107990000	Men's/boy's bathrobes, dressing gowns of oth textile materials, knitted/crocheted	3 916	19 666	96 030	194 765
6108110000	Women's/girl's slips & petticoats ofman-made fibres, knitted/crocheted	8	1 150	266	78 082
6108193000	Women's/girl's slips & petticoats ofcotton, knitted/crocheted	6	436	49	23 228
6108199090	Women's/girl's slips & petticoats ofoth textile materials, knitted/crocheted	26	195	444	4 904
6108210000	Women's/girl's briefs & panties ofcotton, knitted/crocheted	873 600	3 998 658	1 076 816	6 352 186
6108220000	Women's/girl's briefs & panties ofman-made fibres, knitted/crocheted	34 022	584 475	164 498	2 335 079
6108290000	Women's/girl's briefs & panties ofoth textile materials, knitted/crocheted	1	5 405	58	31 307
6108310000	Women's/girl's nightdresses & pyjamasof cotton, knitted/crocheted	7 605	1 071 220	27 493	2 142 739
6108320000	Women's/girl's nightdresses & pyjamasof man-made fibres, knitted/crocheted	1 777	98 807	5 452	241 316
6108390000	Women's/girl's nightdresses & pyjamas of oth textile materials, knitted/crocheted	390	437	2 055	2 444
6108910000	Women's/girl's negliges,bathrobes,dressgowns of cotton, knitted/crocheted	26	3 546	346	40 816
6108920000	Women's/girl's negliges,bathrobes,dressgowns of man-made fibres, knitted/crocheted	70	2 912	1 714	59 686
6108990000	Women's/girl's negliges,bathrobes,dressgown of oth textile material, knitted/crocheted	620	850	3 293	5 275
6109101000	T-shirts, singlet&oth vests of cotton,knitted/crocheted for men/bc	91 012	1 247 568	1 550 575	15 245 136
6109102000	T-shirts, singlet&oth vests of cotton,knitted/crocheted for women	61 273	1 334 780	824 840	13 069 028
6109901000	T-shirts,singlet&oth vests of rami,linen,silk, knitted/crocheted for men	273	2 346	1 463	28 073
6109902000	T-shirts,singlet&oth vests of oth textilematerials, knitted/croch for men	16 298	175 668	590 396	6 379 976
6109903000	T-shirts,singlet&oth vests of oth textilematerials, knitted/croch for women	34 548	460 869	911 632	11 096 055
6110110000	Jerseys,pullovers,cardigans,waistcoat of wool, knitted/crocheted	6 860	128 698	183 241	2 304 027
6110120000	Jerseys,pullovers,cardigans,waistcoat of kashmir goats , knitted/crocheted	748	3 189	18 039	228 276
6110190000	Jerseys,pullovers,cardigans,waistcoat of oth wool/ fine animal hair	53	37 037	1 456	1 191 195
6110200000	Jerseys,pullovers,cardigans,waistcoat of cotton, knitted/crocheted	88 118	956 361	1 696 946	14 478 066
6110300000	Jerseys,pullovers,cardigans,waistcoat of man-made fibres, knitted/crocheted	51 148	338 875	933 485	9 145 528
6110900000	Jerseys,pullovers,cardigans,waistcoat of other textile materials, knitted/crocheted	43 180	468 487	515 750	4 828 276
6111200000	Babies garment&clothing accessories ofcotton, knitted/crocheted	3 466	117 274	106 938	3 062 605
6111300000	Babies garment&clothing accessories ofsynthtc fibres, knitted/crocheted	206	20 643	4 411	193 138
6111900000	Babies garment&clothing accessories ofoth textile material, knitted/crocheted	1	15 582	15	240 053
6112110000	Track suits of cotton knitted/crocheted	0	119	0	3 541
6112120000	Track suits of synthetic fibres knitted/crocheted	0	2 523	0	81 359
6112190000	Track suits of other textile materials,knitted/crocheted	0	58	0	434
6112310000	Men's/boy's swimwear of syntheticfibres, knitted/crocheted	1 794	13 475	73 004	646 866
6112390000	Men's/boy's swimwear of oth textilematerials, knitted/crocheted	16	80	341	1 789
6112410000	Women's/girl's swimwear of syntheticfibres, knitted/crocheted	4 679	39 776	170 600	1 847 386
6112490000	Women's/girl's swimwear of oth textilematerials, knitted/crocheted	129	2 406	1 072	28 947
6113001000	Divers' suits,made up of knitt/cochet,fabrics of heading 5903, 5906	80	3 189	4 761	48 040
6113003000	Garment for protection from fire made-up of knitt/cochet,head 5903	0	137	0	841
6113004000	Oth protective work garment made-up of knitt/cochet,head 5903;	363	34 009	6 856	103 340
6113009000	Oth garment,made up of knitt/crochetfabrics of heading 5903,5906	2 567	10 863	4 793	64 845
6114200000	Oth garments of cotton, knitted/crocheted	680	11 110	14 450	377 220
6114302000	Oth garment for protection from fireof man-made fibres,knitted/crocheted	0	10	0	249

I.3. IM POR M ENURUT KOM ODITI / IM PORT BY HS COM M ODITY
***** NOVEM BER / NOVEM BER 2014 *****

H S	Uraian Komoditi Commodity Description	Berat Bersih / Net Weight (Kg)		Nilai / Value C.I.F (US\$)	
		Bulan ini Current Month	Kumulatif Cum.Jan. to date	Bulan ini Current Month	Kumulatif Cum.Jan. to date
6114309000	Oth garments of man-made fibres, knitted/ crocheted	1 461	30 334	40 335	799 033
6114900000	Oth garments of oth textile materials, knitted/ crocheted	29 834	188 456	456 669	3 466 302
6115101000	Stockings for varises veins of synthtic fibres, knitted/ crocheted	200	365	4 092	7 969
6115109000	Oth graduated compression hosiery, knitted/ crocheted	46	5 088	900	128 940
6115210000	Oth panty hose& tights of synthetic fibr, single yarn <67/ >67 decitex, knit	0	4 473	0	140 358
6115220000	Oth panty hose& tights of synthetic fibr, single yarn <67/ >67 decitex	341	5 366	9 220	132 587
6115291000	Oth panty hose& tights of cotton, knitted/ crocheted	154	1 591	4 152	35 862
6115299000	Oth panty hose& tights of oth textile materials, knitted/ crocheted	1 410	12 578	18 947	117 844
6115301000	Oth women's full-length, knee-length hosiery of cotton, single yarn	0	45	0	2 698
6115309000	Oth women's full-length, knee-length hosiery of not cotton, single yarn	0	12 811	0	17 837
6115940000	Footwear without applied soles of wool/ fine animal hair, knitted/ crocheted	417	1 294	19 529	53 967
6115950000	Footwear without applied soles of cotton, knitted/ crocheted	19 662	121 568	192 241	1 511 268
6115960000	Footwear without applied soles of synthetic fibres, knitted/ crocheted	25 392	374 478	191 841	2 277 758
6115990000	Footwear without applied soles of oth textile material, knitted/ crocheted	1 732	26 905	25 508	182 888
6116101000	Divers' gloves, impregnated coated plastics/ rubbers, knit/ croch	0	864	0	30 237
6116109000	Gloves, mittens, mitts, impregnated coated plastics/ rubbers, knit/ croch	19 252	190 240	248 488	2 705 416
6116910000	Gloves, mittens, of wool/ fine animal hair not impregn coated plastic	23	185	457	3 362
6116920000	Gloves, mittens, of cotton not impregn coated plastics/ rubbers, knit	4 725	21 941	3 300	67 580
6116930010	Divers' gloves of synthetic fibres not impregn coated plastics/ rubb	27	3 992	983	34 361
6116930090	Gloves, mittens, of synthetic fibres not impregn coated plastics/ rubb	9 703	86 927	46 319	862 660
6116990000	Gloves, mittens, of oth textile materials not impregn coated plastics	21	6 349	1 356	768 952
6117101000	Shawls, scarves, mufflers, mantillas& the like of cotton, knitted/ croch	65	778	1 848	59 816
6117109000	Shawls, scarves, mufflers, mantillas& the like of not cotton, knitted/ croch	34 266	179 813	164 423	1 567 452
6117801100	Ties, bow ties & cravats of wool/ fine animal hair, knitted/ crocheted	0	19	0	740
6117801900	Ties, bow ties & cravats of oth than wool/ fine animal hair, knitted/ croch	4	7 272	117	184 179
6117802000	Wrist band, knee band/ anide band knitted/ crocheted	804	68 680	14 367	959 884
6117809000	Other clothing accessories, knitted/ crocheted	12 946	215 764	188 004	2 649 593
6117900000	Other parts of garment, knitted/ crocheted	24 857	284 644	322 605	2 844 215
6201110000	Men's/ boy's ovr coats, car coat, capes of wool/ fine animal hair oth than of heading	884	3 158	42 399	169 675
6201120000	Men's/ boy's ovr coats, car coat, capes of cotton oth than of heading	113	2 279	5 993	119 957
6201130000	Men's/ boy's ovr coats, car coat, capes of man-made fibr oth than of heading	10 097	145 780	152 941	1 803 192
6201190010	Men's/ boy's ovr coats, car coat, capes of silk oth than of heading	0	1 577	0	4 662
6201190020	Men's/ boy's ovr coats, car coat, capes of rami oth than of heading	0	25	0	267
6201190090	Men's/ boy's ovr coats, car coat, capes of oth textl matr oth than of heading	28 707	32 391	56 270	78 762
6201910000	Men's/ boys' wind-cheaters, wind-jackets of wool/ fine animal hair oth than of heading	119	1 008	6 845	36 274
6201920000	Men's/ boys' wind-cheaters, wind-jackets of cotton oth than of heading	659	21 123	28 867	700 392
6201930000	Men's/ boys' wind-cheaters, wind-jackets of man-made fibr oth than of heading	8 374	69 408	371 790	2 433 115
6201990010	Men's/ boys' wind-cheaters, wind-jackets of silk oth than of heading	0	6	0	4 377
6201990020	Men's/ boys' wind-cheaters, wind-jackets of rami oth than of heading	0	181	0	342
6201990090	Men's/ boys' wind-cheaters, wind-jackets of oth textl matr oth than of heading	6	6 635	52	164 187
6202110000	Women's/ girl's ovr coats, car coat, capes of wool/ fine animal hair oth than of heading	2 650	9 620	177 452	801 921
6202120000	Women's/ girl's ovr coats, car coat, capes of cotton oth than of heading	432	10 112	20 074	365 971
6202130000	Women's/ girl's ovr coats, car coat, capes of man-made fibr oth than of heading	7 086	39 905	243 596	1 533 164
6202190010	Women's/ girl's ovr coats, car coat, capes of silk oth than of heading	0	10	0	8 911
6202190090	Women's/ girl's ovr coats, car coat, capes of oth textl matr oth than of heading	0	749	0	17 978
6202910000	Women's/ girl's wind-cheaters, wind-jacket of wool/ fine animal hair oth than of heading	52	1 325	10 705	66 823
6202920000	Women's/ girl's wind-cheaters, wind-jacket of cotton oth than of heading	506	19 586	15 749	784 866
6202930000	Women's/ girl's wind-cheaters, wind-jacket of man-made fibr oth than of heading	3 075	46 601	126 974	2 041 564
6202990010	Women's/ girl's wind-cheaters, wind-jacket of silk oth than of heading	0	13	0	6 868
6202990090	Women's/ girl's wind-cheaters, wind-jacket of oth textl matr oth than of heading	0	929	0	52 254
6203110000	Men's/ boy's suits of wool/ fine animal hair, not knitted/ crocheted	5	423	766	62 894
6203120000	Men's/ boy's suits of synthetic fibres, not knitted/ crocheted	27	9 655	1 255	83 967
6203191010	Men's/ boy's suits of cotton, printed by traditional batik process, not printed by trditional batik process, not	0	2	0	46
6203191090	Men's/ boy's suits of cotton, not printed by trditional batik process, not printed by trditional batik process, not	64	9 597	2 872	21 306
6203199019	Men's/ boy's suits of silk, not printed by trditional batik process, not printed by trditional batik process, not	0	9	0	54
6203199090	Men's/ boy's suits of other textile material not knitted/ crocheted	0	9 509	0	51 868
6203220010	Men's/ boy's ensembles of cotton, printed by traditional batik process, not printed by trditional batik process, not	0	57	0	1 854
6203220090	Men's/ boy's ensembles of cotton, not printed by trditional batik process, not printed by trditional batik process, not	25	2 894	197	35 965
6203230000	Men's/ boy's ensembles of synthetic fibres, not knitted/ crocheted	0	2 259	0	33 617
6203291000	Men's/ boy's ensembles of wool/ fine animal hair, not knitted/ crocheted	0	7	0	4 460
6203299000	Men's/ boy's ensembles of other textile material, not knitted/ crocheted	0	124	0	365
6203310000	Men's/ boy's jackets& blazers of wool/ fine animal hair, not knitted/ crocheted	1 198	10 485	55 172	617 521
6203320090	Men's/ boy's jackets& blazers of cotton, not printed by traditional batik process, not printed by trditional batik process, not	5 483	60 570	130 678	1 256 442
6203330000	Men's/ boy's jackets& blazers of synthetic fibres, not knitted/ crocheted	5 544	90 781	195 700	1 950 384

I.3. IM POR M ENURUT KOM ODITI / IM PORT BY HS COM M ODITY
***** NOVEM BER / NOVEM BER 2014 *****

H S	Uraian Komoditi Commodity Description	Berat Bersih / Net Weight (Kg)		Nilai / Value C.I.F (US\$)	
		Bulan ini Current Month	Kumulatif Cum.Jan. to date	Bulan ini Current Month	Kumulatif Cum.Jan. to date
6203390000	Men's/boy's jackets& blazers of othertextile material, not knitt/cro	91	6 511	11 934	331 174
6203410000	Men's/boy's trousers, breeches& shortsof wool/ fine animal hair,nc	434	5 395	22 520	345 493
6203421000	Men's/boy's bib&brace overalls ofcotton, not knitted/crocheted	132	42 642	5 182	30 510
6203429000	Men's/boy's trousers, breeches& shortsof cotton, not knitted/croc	138 948	2 162 556	1 917 218	26 575 354
6203430000	Men's/boy's trousers, breeches& shortsof synthtc fibres,not knitt/c	45 200	173 304	620 603	5 492 649
6203490010	Men's/boy's trousers, breeches& shortsof silk, not knitted/crochet	0	3	0	595
6203490090	Men's/boy's trousers, breeches& shortsof oth textile material,not l	831	17 665	19 442	415 956
6204110000	Women's/girl's suits of wool/ fineanimal hair,not knitted/crochete	0	621	0	47 792
6204120010	Women's/girl's suits of cotton, printedby trdtional batik prcess,not	0	1 047	0	13 929
6204120090	Female's suits of cotton, not printed bytraditional batik process	16	26 074	1 306	52 924
6204130000	Female's suits of synthetic fibres	1 832	9 531	6 261	22 404
6204190011	Female's suits of silk, printed bytraditional batik process	0	3	0	69
6204190019	Female's suits of silk, not printed bytraditional batik process	1 129	1 131	2 235	2 239
6204190090	Female's suits of oth textiles, not silk	4	82	11	1 156
6204210000	Female's ensembles of wool/ fine animalhair	0	5	0	3 549
6204220090	Female's ensembles of cotton, notprinted by tradtional batik proce	0	345	0	9 469
6204230000	Female's ensembles of synthetic fibres	19	69	662	2 497
6204290090	Female's ensembles of other textiles,not silk	2 550	2 559	33 957	36 734
6204310000	Female's jackets & blazers of wool/ fineanimal hair	32	1 311	3 915	165 385
6204320090	Female's jackets & blazers of cotton,not printed by traditional bati	1 795	70 576	55 032	1 085 783
6204330000	Female's jackets & blazers of syntheticfibres	24 806	154 944	155 945	2 035 439
6204390019	Female's jackets and blazers of silk,not printed by traditional batik	2	90	933	22 209
6204390090	Oth female's jackets and blazers of othtextiles, not silk	135	7 346	8 570	495 123
6204410000	Female's dresses of wool/ fine animalhair	217	849	14 139	141 133
6204420090	Female's dresses of cotton, not printedby tradtional batik process	4 173	335 350	124 677	3 026 067
6204430000	Female's dresses of synthetic fibres	89 179	901 593	757 957	7 733 707
6204440000	Female's dresses of artificial fibres	2 910	52 960	163 437	3 005 216
6204490019	Female's dresses of silk, not printed bytradtional batik process	195	2 710	28 459	444 100
6204490090	Female's dresses of oth textiles, not silk and not by tradtional batik	111	40 443	7 087	302 344
6204510000	Female's skirts & divided skirts of wool/ fine animal hair	323	964	21 992	103 841
6204520010	Female's skirts & divided skirts ofcotton, printed by traditional bat	0	32	0	1 339
6204520090	Female's skirts & divided skirts ofcotton, not by traditional batik pr	8 228	122 715	99 897	1 709 384
6204530000	Female's skirts & divided skirts ofsynthetic fibres	20 586	144 359	334 600	2 914 251
6204590019	Female's skirts & divided skirts of silk, not by traditional batik proc	1	187	585	43 759
6204590090	Female's skirts & divided skirts of othtextiles,not silk	769	13 125	43 970	703 954
6204610000	Female's trousers/ bib&brace overall/ breeches/ shorts of wool/ fine	62	688	6 141	91 777
6204620000	Female's trousers/ bib&brace overall/ breeches/ shorts of cotton	183 836	1 983 609	1 878 365	24 562 475
6204630090	Female's trousers/ shorts/ etc of synthtcfibers not for clothing avia	22 568	255 132	383 751	4 431 624
6204690000	Female's trousers/ shorts/ etc of oth woolor fine animal hair and co	2 074	51 781	92 204	2 289 392
6205200010	Male's shirts of cotton, printed bytraditional batik process	69	449	15 562	34 585
6205200090	Male's shirts of cotton, not printed bytraditional batik process	62 247	666 492	1 761 246	16 236 698
6205300000	Male's shirts of man-made fibres	4 650	54 201	89 972	915 233
6205901000	Male's shirts of oth textiles of wool orfine animal hair	9	425	1 015	4 749
6205909011	Male's shirts of silk, printed bytraditional batik process	0	6	0	2 596
6205909019	Male's shirts of silk, not printed bytraditional batik process	0	812	0	26 911
6205909090	Male's shirts of oth wool or fine animalhair, not silk	899	31 926	30 167	989 551
6206100090	Female's blouses/ shirts/ shirt blouses of silk/ waste, not by trad bati	668	11 713	57 116	1 170 088
6206200000	Female's blouses/ shirts/ shirt blouses of wool/ fine animal hair	48	119	1 319	24 924
6206300010	Female's blouses/ shirts/ shirt blouses ofcotton, by traditional batik	0	164	0	7 555
6206300090	Female's blouses/ shirts/ shirt blouses ofcotton, not by traditional b	130 992	1 265 443	838 934	9 291 272
6206400000	Female's blouses/ shirts/ shirt blouses ofman-made fibres	69 776	591 239	1 163 871	15 110 975
6206900000	Female's blouses/ shirts/ shirt blouses ofoth textiles	1 073	18 238	25 070	1 055 062
6207110000	Male's underpants & briefs of cotton	84	3 948	2 307	156 224
6207190000	Male's underpants & briefs of othtextiles, not cotton	6	4 053	449	38 213
6207210010	Male's nightshirts & pyjamas of cotton,printed by traditional batik	0	184	0	3 768
6207210090	Male's nightshirts & pyjamas of cotton,not printed by traditional b	139	3 232	1 472	29 900
6207220000	Male's nightshirts & pyjamas of manmade fibres	4	267	202	13 911
6207910000	Male's wear, not underpants/ briefs/ nightshirts/ pajamas of cotton	112	690	3 970	19 153
6207991000	Male's wear, not underpants/ briefs/ nightshirts/ pajamas of man-m	13	220	395	7 616
6207999000	Male's wear, not underpants/ briefs/ nightshirts/ pajamas of oth te>	0	14 816	0	62 670
6208110000	Female's slips & petticoats of man-made fibres	0	100	0	3 815
6208190000	Female's slips & petticoats of othertextiles	0	379	0	3 238
6208210090	Female's nightdresses & pajamas ofcotton, not by traditional batik	232	23 154	6 379	99 305
6208220000	Female's nightdresses & pajamas of manmade fibres	92	5 326	2 583	35 238

I.3. IM POR M ENURUT KOM ODITI / IM PORT BY HS COM M ODITY
***** NOVEM BER / NOVEM BER 2014 *****

H S	Uraian Komoditi Commodity Description	Berat Bersih / Net Weight (Kg)		Nilai / Value C.I.F (US\$)	
		Bulan ini Current Month	Kumulatif Cum.Jan. to date	Bulan ini Current Month	Kumulatif Cum.Jan. to date
6208290019	Female's nightdresses & pajamas of silk,not printed by traditional	0	45	0	4 945
6208290090	Female's nightdresses & pajamas, notcotton & oth textiles	3	13	26	360
6208910011	Female's negliges of cotton printed bytraditional batik process	0	426	0	7 546
6208910019	Female's negliges of cotton not printedby traditional batik process	0	49	0	1 608
6208910090	Oth female's negliges of cotton	351	17 352	8 704	111 600
6208920019	Female's negliges of man made fibres,not printed by traditional ba	7	594	12	16 967
6208920090	Oth female's wear of cotton, notnegliges	1 192	16 690	28 781	191 966
6208991000	Female's wear of oth textiles of wool orfine animal air	0	5	0	1 511
6208999000	Female's wear of oth textiles, not woolor fine animal air	6	323	642	20 476
6209203000	Babies' t-shirts, shirts, pajamas,same items of cotton	527	9 192	13 879	252 051
6209209010	Babies' suits, pants and same items ofcotton, not t-shirts/ shirts/pa	715	16 005	17 036	397 277
6209209090	Oth babies' suits, pants and same items of cotton, not t-shirts/shir	54 058	497 340	94 085	1 173 566
6209301000	Babies' suits, pants & same items ofsynthetic fibres	0	5 618	0	51 884
6209303000	Babies' t-shirts,shirts, pajama, & sameitems of synthetic fibres	38	694	2 456	20 604
6209304000	Babies' clothing accessories ofsynthetic fibers	593	1 299	17 511	35 405
6209309000	Babies' garments of synthetic fibers,not suits/pants/t-shirts/ shirts/	145	37 128	2 443	672 081
6209900000	Babies garments & clothing acc of othtextiles, not cotton/synthetic	0	923	0	29 159
6210101100	Work protective grmnt of chemicals/ radiation/ fire from fabrics of	7	1 992	139	48 295
6210101900	Work protective grmnt of oth hazardsubstances from fabrics of 56	0	5 005	0	50 021
6210109000	Garment from fabric 5602/5603, not forwork protective	38	18 376	2 720	183 608
6210202000	Oth garmnt of subhead 620111-620119,protective work from fire	5	89	94	7 841
6210204000	Oth garmnt of subhead 620111-620119,of oth protective work	589	10 131	1 527	110 720
6210209000	Oth garmnt of subhead 620111-620119,for protective work from c	87	1 446	5 337	81 404
6210302000	Oth garmnt of subhead 620211-620219,protective work from fire	0	0	0	0
6210304000	Oth garmnt of subhead 620211-620219,of oth protective work	0	751	0	1 574
6210309000	Oth garmnt of subhead 620211-620219,for protective work from c	1 487	12 911	24 895	252 492
6210401000	Oth male garmnt of 5602/03;5903/06/07for protect work from fir	89	17 219	1 277	82 940
6210409000	Oth male garmnt of 5602/03;5903/06/07for protect work from ot	2 100	37 756	80 376	1 023 160
6210501000	Oth female garmnt of 5602/03;5903/06/07for protect work from t	2	2	45	45
6210502000	Oth female garmnt of 5602/03;5903/06/07for protect work from c	0	530	0	20 510
6210509000	Oth female garmnt of 5602/03;5903/06/07for protect work from c	2 070	116 148	72 570	1 719 734
6211110000	Male's swimwear	7 572	22 114	223 412	628 752
6211120000	Female's swimwear	13 627	161 666	170 972	1 759 749
6211200000	Garments ski suits for male and female	0	80	0	449
6211321000	Oth male's garments of cotton forrencing/wrestling	0	0	0	0
6211329000	Oth male's garments of cotton not forrencing/wrestling/pilgrimag	198	18 240	4 425	110 865
6211332000	Oth male's garments of man-made fibresto protect from fire	0	78	0	79
6211339000	Oth male's garments of man-made fibresto protect from oth hazar	895	35 168	28 614	317 605
6211391000	Oth male's garments of syhntetic fibresfor rencing/wrestling	0	8	0	111
6211399000	Oth male's garments of syhntetic fibresto protect from oth hazard	0	2 559	0	21 205
6211421000	Oth female's garments of cotton forrencing/wrestling	0	1 208	0	20 031
6211429000	Oth male's garments of cotton not forrencing/wrestling/prayer clc	175	14 376	4 606	363 553
6211431000	Oth female's garmnt of man-made fibresfor surgical gowns	0	7	0	30
6211435000	Oth female's garmnt of man-made fibresto protect from chemical	0	26	0	3 742
6211439000	Oth female's garmnt of man-made fibresnot for subhead 6211431	4 310	90 089	170 456	3 025 546
6211491000	Oth female's garmnt of oth textiles forrencing/wrestling	0	255	0	1 536
6211494000	Oth female's garmnt of wool/fine animalhair	0	95	0	1 512
6211499000	Oth female's garmnt of oth textiles notfor forrencing/wrestling/pr	280	2 305	14 844	179 190
6212101000	Brassieres of cotton, not knitted/crocheted	13 124	287 117	170 547	3 203 328
6212109000	Brassieres of oth textiles, not knitted/crocheted	206 591	5 174 757	1 168 853	17 524 449
6212201000	Girdles & panty-girdles of cotton, notknitted/crocheted	0	2	0	26
6212209000	Girdles & panty-girdles of ot textilematerials, not knitted/crochete	1 878	7 304 307	235 217	1 713 308
6212301000	Corsets of cotton, not knitted/crocheted	0	15	0	1 231
6212309000	Corsets of oth textile materials, notknitted/crocheted	424	13 971	6 359	218 947
6212901100	Suspenders/ garters/ braces of cotton fortreatment of scar tissue&	0	2 280	0	27 492
6212901900	Suspenders/ garters/ braces of cotton notfor treatment scar/athleti	1 630	6 617	39 284	175 364
6212909100	Suspenders/ garters/ braces of oth txtilesfor trtment of scar tissue&	0	15	0	423
6212909200	Suspenders/ garters/ braces of oth txtilesfor athletic supporters	0	23 530	0	513 868
6212909900	Suspenders/ garters/ braces of oth txtilesnot for treatment scar/atf	43 864	3 120 088	1 057 890	10 454 175
6213201000	Handkerchiefs of cotton, printed bytraditional batik process	0	2	0	113
6213209000	Handkerchiefs of cotton, not printed bytraditional batik process	14 100	52 312	12 664	82 397
6213901900	Handkerchiefs of silk/waste, not printedby traditional batik proces	20	174	381	8 179
6213909900	Handkerchiefs of oth textiles not silk/waste, not by traditional bati	1 922	2 380	1 922	7 652
6214109000	Syals/ scarves/ mufflers/ mantillas/ veils of silk/waste, not by trad ba	227	4 090	65 517	466 631

I.3. IM POR M ENURUT KOM ODITI / IM PORT BY HS COM M ODITY
***** NOVEM BER / NOVEM BER 2014 *****

H S	Uraian Komoditi Commodity Description	Berat Bersih / Net Weight (Kg)		Nilai / Value C.I.F (US\$)	
		Bulan ini Current Month	Kumulatif Cum.Jan. to date	Bulan ini Current Month	Kumulatif Cum.Jan. to date
6214200000	Syals/ scarves/ mufflers/ mantillas/ veilsof wool/ fine animal hair	122	1 313	12 493	153 842
6214301000	Syals/ scarves/ mufflers/ mantillas/ veilsof synth fibres, by trad batik	0	2	0	62
6214309000	Syals/ scarves/ mufflers/ mantillas/ veilsof synth fibres, not by trad b	204 741	2 612 666	233 213	4 521 603
6214409000	Syals/ scarves/ mufflers/ mantillas/ veilsof artificial fibres, not trad b	1 558	55 036	39 225	472 413
6214909000	Syals/ scarves/ mufflers/ mantillas/ veilsof oth textiles, not by trad b	3 078	39 396	19 041	379 955
6215101000	Ties/ bow ties/ cravats of silk/ waste,printed by traditional batik pro	469	938	1 741	3 482
6215109000	Ties/ bow ties/ cravats of silk/ waste,not printed by traditional batik	267	5 810	17 135	289 089
6215209000	Ties/ bow ties/ cravats of man-made fibres, not printed by tradition	376	4 992	7 672	119 598
6215909000	Ties/ bow ties/ cravats of oth textiles,not printed by traditional bati	213	4 306	4 454	34 295
6216001000	Protective work gloves, mittens & mitts	13 579	132 805	43 484	454 286
6216009100	Oth gloves, mittens & mitts of wool/ fineanimal hair	1	592	152	3 131
6216009200	Oth gloves, mittens & mitts of cotton	6	10 875	509	33 375
6216009900	Oth gloves, mittens & mitts not wool/ fine animal hair/ cotton	334	21 967	4 135	652 889
6217101000	Accesories of oth made up clothing, oththan hd 6212 for judo belt.	4 596	164 612	96 888	3 571 317
6217109000	Accesories of oth made up clothing, oththan hd 6212, not for judo	46 190	567 326	821 338	9 048 021
6217900000	Parts of garments or clothing accssories oth than of heading 6212	67 993	632 267	901 454	11 976 662
6301100000	Electric blankets	0	13 250	0	192 401
6301200000	Blankets (not electric) & trvelling rugsof wool/ fine animal hair	57	695	1 236	39 686
6301300090	Blankets (not electric) & trvelling rugsof cotton	5 322	179 040	58 246	680 005
6301400010	Blankets (not electric) & trvelling rugsof synthtc fibres of nonwove	0	36 483	0	175 376
6301400090	Blankets (not electric) & trvelling rugsof synthtc fibres of woven fa	250 115	2 748 681	460 843	5 625 334
6301900010	Oth blankets & travelling rugs, nonwoven fabrics of nonwoven fab	0	272	0	4 021
6301900090	Oth blankets & travelling rugs of wovenfabrics	5 769	90 877	33 388	524 237
6302100000	Bed linen, knitted/ crocheted	1 014	14 404	4 584	91 660
6302210000	Oth bed linen of cotton, printed	3 263	82 834	30 740	1 148 684
6302221000	Oth bed linen of man-made fibres ofnonwoven fabrics, printed	241	375	4 533	5 104
6302229000	Oth bed linen of man-made fibres ofwoven fabrics, printed	13 324	182 209	134 777	1 584 946
6302290000	Oth bed linen of oth textiles, printed	0	665	0	16 694
6302310000	Oth bed linen of cotton, not printed	13 024	126 608	271 783	1 517 502
6302329000	Oth bed linen of man-made fabrics ofwoven fabrics	4 005	90 527	45 566	1 010 780
6302390000	Oth bed linen of oth textiles, notprinted	0	677	0	10 564
6302400000	Table linen, knitted or crocheted	1 819	5 025	30 125	277 129
6302510090	Oth table linen of cotton, not printedby traditional batik process	3 873	7 321	60 261	192 544
6302530000	Oth table linen,of man-made fibres	72	45 867	513	215 744
6302590000	Oth table linen,of oth textiles	473	9 245	2 832	44 685
6302600000	Toilet& kitchen linen of terry towelling/ similar terry fabrics of cott	328 707	1 905 994	381 760	3 040 154
6302910000	Oth linen not for bed, table, toilet & kitchen of cotton	1 330	16 945	9 627	175 371
6302930000	Oth linen not for bed, table, toilet & kitchen of man-made fibres	13 250	223 148	65 763	1 262 119
6302990000	Oth linen not for bed, table, toilet & kitchen of oth textiles	4	12 063	58	65 071
6303120000	Curtains (inc drapes) & int blinds/ bedvalances of synth fibres, knitt	1 378	46 940	7 585	376 107
6303191000	Curtains (inc drapes) & int blinds/ bedvalances of cotton, knitted/ c	0	22	0	3 515
6303199000	Curtains (inc drapes) & int blinds/ bedvalances of oth cotton, knitte	174	29 493	2 202	128 902
6303910000	Curtains (inc drapes) & int blinds/ bedvalances of cotton, not knitte	2 635	6 389	31 545	71 542
6303920000	Curtains (inc drapes) & int blinds/ bedvalances of synth fibres, not l	4 285	130 243	18 208	961 841
6303990000	Curtains (inc drapes) & int blinds/ bedvalances of oth textiles, not k	2 631	23 488	8 828	103 734
6304110000	Bedspreads, knitted/ crocheted	0	2 893	0	39 428
6304191090	Bedspreads of cotton, not printed bytraditional batik process	332	5 627	5 741	51 994
6304192000	Bedspreads of nonwoven, not knitted/ crocheted	2 816	5 887	26 369	57 010
6304199000	Bedspreads from woven, not knitted/ crocheted and not from cott	205	593	1 144	6 597
6304911000	Mosquito nets, knitted/ crocheted	0	20 515	0	184 345
6304919000	Oth furnishing artcl, not bedspread/ mosquito nets, knitted/ croche	17	650	209	7 322
6304920000	Oth furnishing artcl of cotton, notbedspread & not knitted/ croche	605	37 233	7 769	450 718
6304930000	Oth furnishing artcl of synthetic fibres, not bedspread & not knitte	4 523	97 433	28 635	635 135
6304990000	Oth furnishing artcl of oth textiles,not bedspread & not knitted/cro	54	32 262	1 710	294 716
6305101100	New sacks & bags of jute for packinggoods	1 460 434	9 683 820	1 067 898	7 452 629
6305101900	New sacks & bags of oth textiles bastfibres of hd 5303 for packing	8 457	76 136	56 326	851 110
6305102900	Used sacks & bags of oth textiles bastfibres of hd 5303 for packing	50	211	74	1 044
6305200000	Sack& bag of cotton for packing goods	3 491	40 299	86 446	1 232 976
6305321000	Flxible intrmdiate bulk containrs ofsynthetic textiles, nonwoven	2 103	37 991	19 098	156 711
6305329000	Flxible intrmdiate bulk cntainrs of syntxtiles, nonwoven & not kni	75 216	844 702	338 140	3 722 955
6305332000	Sack& bag of polyethylene/ polypropylenestrip/ same items of wov	46	5 465	490	8 739
6305339000	Sack& bag of polyethylene/ polypropylenestrip, not knitted/ croche	30 147	477 183	104 266	1 413 382
6305391000	Oth sack& bag of synthetice textils of nonwoven	1	1 237	11	11 563
6305392000	Oth sack& bag of synthetice textils, knitted/ crocheted	0	79	0	4 275

I.3. IM POR M ENURUT KOM ODITI / IM PORT BY HS COM M ODITY
***** NOVEM BER / NOVEM BER 2014 *****

HS	Uraian Komoditi Commodity Description	Berat Bersih / Net Weight (Kg)		Nilai / Value C.I.F (US\$)	
		Bulan ini Current Month	Kumulatif Cum.Jan. to date	Bulan ini Current Month	Kumulatif Cum.Jan. to date
6305399000	Oth sack&bag of synthetice textiles of woven & not knitted/crochet	14	18 177	53	126 856
6305909000	Sacks & bags of oth textiles not hemp/coconut (coir) of heading 53	210	8 366	648	325 724
6306120000	Tarpaulins, awnings & sunblinds ofsynthetic fibres	28 483	169 509	75 858	615 281
6306191000	Tarpaulins, awnings & sunblinds of othtextiles of coir fibres of hea	0	6	0	109
6306199000	Tarpaulins, awnings & sunblinds of othtextiles, not coir fibres/ cott	74	75 706	1 435	102 952
6306220000	Tents of synthetic fibres	9 799	274 450	24 663	949 547
6306299000	Tents of oth textiles, oth than cotton	692	56 763	1 517	420 103
6306300000	Sails for boats/ sailboards/ landcraft	471	6 116	2 816	163 961
6306401000	Pneumatic mattresses of cotton	0	8 204	0	25 716
6306409000	Pneumatic mattresses, oth than cotton	0	75 754	0	272 933
6306900010	Camping goods of cotton	0	96	0	811
6306900091	Camping goods of oth textiles ofnonwoven	0	1	0	22
6306900099	Camping goods of oth textiles of woven	0	4 600	0	119 986
6307101000	Floor/dish/similar cleaning clothes ordusters of nonwoven	45	9 174	902	159 716
6307102000	Floor/dish/similar cleaning clothes ordusters of felt	0	51	0	1 004
6307109000	Floor/dish/similar cleaning clothes ordusters woven oth than felt	45 612	573 837	398 535	4 558 541
6307200000	Life-jackets & life-belts	260	77 154	2 668	601 847
6307903000	Umbrella covers in triangular piece	358	368	1 137	1 225
6307904000	Surgical masks	6 311	30 587	56 644	550 496
6307906100	Harnesses safety suitable for industrialuse	18 065	21 752	136 554	165 298
6307906900	Harnesses safety suitable not forindustrial use	5 129	70 673	63 675	823 286
6307907000	Fans and handscreens	0	69	0	734
6307909000	Oth made up artcils, not umbrella covers/ surgical masks/ harnesse	70 757	851 991	850 788	10 703 117
6308000000	Sets, consist of woven fabric&yarn w/ oaccessories txtiles articles f	12 256	97 931	135 503	877 266
6309000000	Worn clothing & oth worn articles.	12 590	20 449	27 317	64 633
6310101000	Used/ new rags, sorted	0	2	0	6
6310109000	Scrap twine/ cordage/ rope/ cbles worn outarticles of those, sorted	22 355	163 352	6 843	70 610
6310901000	Used/ new rags, unsorted	0	2	0	3
6310909000	Scrap twine/ cordage/ rope/ cbles worn outarticles of those, unsorted	43	828	505	2 857
6401100000	Waterproof footwear incorp protectivemetal toe-cap with outer s	17 610	297 362	25 055	397 904
6401920000	Oth waterproof footwear, covering theankle but not cover the kne	3 065	193 140	6 704	250 246
6401990000	Oth waterproof footwear with outer solesplastic by stiching, riveti	7 419	29 042	178 280	748 624
6402120000	Ski-boots/ cross-country ski-footwear/ snowboard boot with upper	0	1 916	0	5 280
6402199000	Sports footwear not for wrestling/ski/ same items with upper of ru	82 850	1 011 742	1 376 547	15 140 547
6402200000	Footwear with upper straps/ thongsassembled to the sole by mear	1 544	116 720	32 332	540 484
6402911000	Diving boots covering the ankle withupper of rubber/ plastics	0	6 281	0	81 199
6402919100	Oth diving boots cover the ankle incorpprotective metal toe-cap, r	525	21 640	8 249	406 052
6402919900	Oth diving boots cover the ankle notincorp protct mtl toe-cap, ru	34 796	318 780	285 588	2 759 239
6402991000	Oth footwear not cover the ankle incorpprotect metal toe-cap, ru	3 080	22 909	10 416	315 060
6402999000	Oth footwear not cover the ankle & notincorp protct mtl toe-cap	1 773 712	21 487 287	4 910 589	70 027 078
6403120000	Ski-boots, cross-country ski footwear & snowboard boot, with uppr	0	6 083	0	10 728
6403191000	Sports footwear fitted with spikes,cleats or the same item, leather	297	14 723	10 128	476 207
6403192000	Sports footwear for riding boots orbowling shoes, leathers	0	3 393	0	6 727
6403199000	Sports footwear not fitted with spikes/ bowling/ wrstling/ weight lifi	31 825	383 780	776 839	7 684 717
6403200000	Footwear, outer soles of leather, uppersof leather straps accros,in	43	323	878	2 595
6403400000	Oth footwear incorp protect metal toecap with upper of leathers	148 514	1 890 585	1 453 258	19 522 773
6403510000	Oth footwear with outer sole of leathercovering the ankle	73	1 412	20 264	159 872
6403590000	Oth footwear with outer sole of leather,not covering the ankle	2 817	19 530	294 711	1 642 675
6403910000	Oth footwear, not for sprts/ incorp metaltoe-cap protect, covering	32 843	280 291	828 893	5 576 263
6403990000	Oth footwear, not for sprts/ incorp metaltoe-cap protect, not cove	110 340	1 231 920	2 502 804	29 558 316
6404111000	Sports footwear with outer sole rubbr/ plstc, with spike/ cleat	95	1 230	3 236	39 793
6404119000	Sports footwear not fitted with spikes/ wrstling/ weight lifting/ the l	49 640	856 999	1 010 874	16 307 120
6404190000	Oth sports footwear for oth purposedwith outer soles of rubber/ l	139 734	3 613 623	1 676 022	24 414 162
6404200000	Oth footwear with outer soles of leather/ composition leather	31 189	41 345	267 192	564 877
6405100000	Oth footwear, with uppers of leather/ composition leather	346	417	3 932	5 438
6405200000	Oth footwear, with uppers of textiles	16 230	44 747	209 476	681 517
6405900000	Oth footwear, with upper of ith leather/ composition leather/ textil	66 661	550 433	244 838	2 166 859
6406101000	Uppers & parts thereof, oth than stiffeners of metal toe-caps	122 022	600 149	465 838	2 300 451
6406109000	Uppers & parts thereof, oth than stiffeners & not fitted with metal	212 640	2 110 626	3 378 030	31 232 046
6406200000	Parts of footwear with outer soles & heels, of rubber/ plastics	732 909	8 151 529	6 558 429	71 477 535
6406901000	Parts of footwear of wood	5 068	8 227	28 490	50 628
6406902100	Oth parts of footwear of metal of iron/ steel	32 147	296 498	129 195	853 878
6406902910	Oth parts of footwear of metal of copper	1	8 554	819	69 908
6406902990	Oth parts of footwear of oth metal, notiron/ steel/ copper	6 812	94 401	227 443	1 735 645

I.3. IM POR M ENURUT KOM ODITI / IM PORT BY HS COM M ODITY
***** NOVEM BER / NOVEM BER 2014 *****

H S	Uraian Komoditi Commodity Description	Berat Bersih / Net Weight (Kg)		Nilai / Value C.I.F (US\$)	
		Bulan ini Current Month	Kumulatif Cum.Jan. to date	Bulan ini Current Month	Kumulatif Cum.Jan. to date
6406903100	Oth parts of footwear of rubber/plasticin-soles	83 960	979 777	1 252 151	14 775 568
6406903200	Oth parts of footwear of rubber/plasticcomplete-soles	9 610	74 737	109 447	1 086 568
6406903900	Oth parts of footwear of rubber/plasticout-soles	62 468	1 432 603	590 088	14 763 739
6406909100	Oth parts of footwear of oth materialsfor gaiters/leggings/ same it	2 185	40 608	48 209	341 569
6406909900	Oth parts of footwear of oth materialsnot for gaiters/leggings/sam	338 719	3 322 828	3 941 199	36 927 868
6501000000	Hat-forms/bodies,hood of felt,not blockshape, not brims, plateou	0	4 687	0	39 720
6502000000	Hat-shapes, plaited by assembling stripof any material, no block sh	0	97	0	13 757
6504000000	Hats&oth headgear/plaited by assemblingstrips of any material, tr	13 489	120 313	102 717	895 258
6505001000	Hats&oth headgear of a kind used forreligious purposes, knitted/c	232	50 353	2 048	291 580
6505002000	Hats&oth headgear, knitt/crochet, hair-nets, knitted/crocheted	7 763	64 397	151 853	1 257 137
6505009000	Oth hats&oth headgear, not for hair-nets/ religious purposes, knitt	40 388	283 488	432 261	3 335 813
6506101000	Protective helmets for motorcyclistswhether/ not lined/trimmed	8 330	63 995	266 072	806 104
6506102000	Industrial safety & firefighters helmets, excl steel helmets whethe	47 411	260 669	225 467	1 870 074
6506103000	Steel helmets safety	0	1 553	0	133 584
6506104000	Water polo headgear	0	297	0	4 383
6506109000	Oth safety headgear, not for motocyclist/industrial/firefighters/stc	17 234	260 269	120 702	2 356 074
6506910000	Oth headgear of rubber/of plastics	1 348	58 591	6 196	176 740
6506991000	Oth headgear of furskin	0	42 756	0	375 569
6506999000	Oth headger of oth materials, notfurskin	4 375	57 932	81 421	868 919
6507000000	Head-band,lining,cover,hat foundation,hat frame,peak&chinstrap,	43 468	267 465	258 776	1 534 407
6601100000	Garden/ similar umbrellas	128 472	609 727	118 442	753 135
6601910000	Umbrellas & sun umbrellas having atelescopic shaft	252 241	1 331 724	193 135	924 599
6601990000	Umbrellas & sun umbrellas not having atelescopic shaft	1 203 524	7 617 426	768 364	6 247 785
6602000000	Walking-sticks, seat-sticks, whips, riding crops & the like.	8 548	105 658	22 309	393 589
6603200000	Umbrella frames, including frames mounted on shafts (sticks)	141 907	612 075	196 798	789 627
6603901000	Parts, trimmings & accessories forarticles of heading 6601	1 053	222 941	4 810	264 290
6603902000	Parts, trimmings & accessories forarticles of heading 6602	0	31 630	0	62 766
6701000000	Skin&oth part of bird with feathr/down,feathr,part of feathr,down	0	8 309	0	818 776
6702100000	Artificial flower, foliage, fruit, &parts thereof of plastics	176 083	1 816 062	441 729	4 260 231
6702901000	Artificial flower, foliage, fruit, &parts thereof of paper	1 438	4 764	3 639	45 221
6702902000	Artificial flower, foliage, fruit, &parts thereof of textiles	28	43 091	1 766	338 535
6702909000	Artific flower,foliage,fruit&partsthereof of oth mterials, not paper,	40 878	526 914	204 615	1 552 212
6703000000	Human hair, dressed, thinned, bleached,othwise worked for wigs/	70 546	623 752	3 790 737	26 361 936
6704110000	Complete wigs of synthetic textiles	1 086	7 767	6 052	151 938
6704190000	False beards, eyebrows, eyelashes,switches of synthetic textiles	1 039	22 910	24 916	458 586
6704200000	Wigs, false beards, eyebrows,eyelashesof human hair	6	4 176	5 707	134 132
6704900000	Wigs, false beards, eyebrows,eyelashes,of oth materials	7 856	77 812	68 572	1 055 584
6801000000	Setts, curbstones & flagstones, of naturals stone (except slate)	0	127 848 266	0	1 684 258
6802100000	Tiles, cubes, similar articles, square <7 cm, artif colored, chipping &	240 771	509 451	26 882	89 171
6802210000	Oth monmental/ building stone of marble,travertine, alabaster, sin	1 083 300	18 098 846	621 478	8 471 460
6802230010	Oth monmental/ building stone of granitwith polished slabs	556 878	5 468 945	141 472	1 870 511
6802230090	Oth monmental/ building stone of granitwith not polished slabs	207 633	1 948 390	79 764	654 678
6802299000	Monumental/ building stone of oth stone, simply cut/ sawn with a fl	31	653 500	223	42 610
6802911000	Oth article monumental/ building ofmarble	1 413 123	17 044 020	642 738	7 230 658
6802919000	Oth article monumental/ building oftravertine & alabaster	19 730	149 104	58 723	189 267
6802920000	Oth article monumental/ building ofcalcareous stone	0	1 160	0	850
6802930000	Oth article monumental/ building ofgranite	3 309 372	30 361 833	1 904 205	13 602 560
6802990000	Oth article monumental/ building ofoth stones,not marble/traverti	332 143	2 710 482	117 742	911 358
6803000000	Worked slate&articles of slate or ofagglomerated slate	144 416	1 417 541	39 537	442 603
6804100000	Millstones & grindstones for milling,grinding & pulping	642 968	9 069 047	1 529 177	17 979 549
6804210000	Oth millstone/grindstone for grinding of agglomerated synt/ natur	139 818	1 291 562	625 764	10 231 389
6804220000	Oth millstone/grindstone of oth agglomerabrasv/ cramc for grindin	702 886	9 080 632	2 332 664	27 322 280
6804230000	Oth millstone/grindstone of naturl stonefor grinding wheel&the lil	164 118	1 245 588	186 913	2 225 569
6804300000	Hand sharpening/ polishing stones	255 098	3 057 116	142 995	1 889 748
6805100000	Natural/ artificial abrasive powder/ grainon a base of woven textile	352 710	3 834 773	1 323 349	15 211 356
6805200000	Natural/ artificial abrasive powder/ grainon a base of paper/ paperb	202 752	2 494 263	498 420	7 728 824
6805300010	Natural/ artificial abrasive powder/ grainon a base of polishing disc:	50 797	315 848	135 332	1 683 160
6805300090	Natural/ artificial abrasive powder/ grainon a base of oth materials,	90 916	1 016 949	294 455	3 562 715
6806100000	Slag wool, rock wool & similar mineralwools in bulk/ sheets/ rolls	1 467 677	10 738 055	2 265 318	16 628 628
6806200000	Exfoliated vermiculite,expanded clays,foamed slag&similar expans	6 422	731 141	22 842	793 067
6806900000	Mixture&article of heat/ sound insulating or sound absorb mineral	1 248 703	9 457 313	2 072 305	19 686 090
6807100000	Articles of asphalt/ of similar materialin rolls	950 058	8 055 827	713 682	6 271 783
6807901000	Articles of asphalt/ of similar materialof tiles, not in rolls	0	210	0	882
6807909000	Articles of asphalt/ of similar materialof oth tiles, not in rolls	1 203 717	13 146 240	1 046 996	12 363 165

I.3. IM POR M ENURUT KOM ODITI / IM PORT BY HS COM M ODITY
***** NOVEM BER / NOVEM BER 2014 *****

H S	Uraian Komoditi Commodity Description	Berat Bersih / Net Weight (Kg)		Nilai / Value C.I.F (US\$)	
		Bulan ini Current Month	Kumulatif Cum.Jan. to date	Bulan ini Current Month	Kumulatif Cum.Jan. to date
6808001000	Roofing tiles, panels, boards,blocks & similar articles of coir fibres/	138 564	1 440 648	153 216	1 223 135
6808009000	Chips,particles,sawdust or oth waste ofwood, agglomer with ceme	120 282	2 871 930	263 943	4 044 379
6809110000	Board,sheet,panels,tiles,reinforced withpaper/board only	6 477 581	65 501 742	1 191 470	12 421 914
6809191000	Oth articles of plaster/of compositionsbased on plaster of tiles	0	78	0	415
6809199000	Oth articles of plaster/of compositionsbased on plaster of oth tiles	1 002 500	10 895 655	233 890	3 149 521
6809901000	Dental moulds of plaster	0	50	0	333
6809909000	Oth articles of plaster/cmpsitionsbased on plaster, not dental moi	5 038	40 308	31 867	122 738
6810110000	Building blocks & bricks	87 595	448 667	41 227	248 449
6810191000	Tiles, reinforced or not	0	496 990	0	238 878
6810199000	Flagstones, reinforced or not	41 414	1 683 269	301 439	5 058 831
6810910010	Concrete building piles for building orcivil engineering	66 240 625	246 372 730	7 626 252	34 593 354
6810910090	Oth prefabricated structural componentsfor building or civil engin	20 600	336 485	5 945	71 372
6810990000	Oth prefabricated structural components, reinforced or not	848 880	1 916 756	939 005	2 235 456
6811401000	Corrugated sheets containing asbestos	22 213	65 372	9 569	45 297
6811402100	Floor or wall tile containing asbestos & plastics	0	14 948	0	6 641
6811402900	Floor or wall tile containing othasbestos, not plastics	3 777	474 748	14 945	390 983
6811403000	Tubes or pipes containing asbestos	2 026	10 540	17 794	106 622
6811404000	Tubes or pipes fittings containingasbestos	0	24 329	0	328 385
6811409000	Oth articles of asbestos cement	2 954	272 632	6 807	131 804
6811810000	Corrugated sheets not containingasbestos	25 772	25 889	8 531	9 348
6811821000	Floor or wall tile of cellulose fibre-cement containing plastics only	29 765	694 551	72 968	351 434
6811829000	Floor or wall tile of cellulose fibre-cement, not containing asbesto:	2 084 672	23 944 458	575 208	6 729 072
6811891000	Tubes/pipes of celluse fibre-cement	5 040	17 294	28 097	96 532
6811892000	Tubes/pipes fittings of celluse fibre-cement	1	380	67	15 350
6811899000	Other article of cellulose fibre cement, not tubes/pipes/ pipes fittir	4 047	171 580	13 299	210 201
6812802000	Clothing of crocidolite fibres	1	332	76	12 626
6812803000	Paper, millboard and felt of crocidolitefibres	0	25 342	0	20 053
6812804000	Floor or wall tiles of crocidolite	0	19	0	21
6812805000	Cloth accessories,footwear&headgearfabricated crocidolite fibres	6 128	70 469	36 479	559 172
6812809000	Oth articles of crocidolite fibres	17 200	429 179	85 538	2 215 711
6812911000	Clothing of oth crocidolite fibres	0	22 579	0	93 987
6812919000	Clothing accessories,footwear&headgearof oth crocidolite fibres	12 641	145 343	263 931	1 781 312
6812920000	Paper, millboard and felt of othcrocidolite fibres	0	18 219	0	25 735
6812930000	Compressed asbestos fibre jointing ofoth crocidolite fibres in shee	35 343	953 243	50 157	1 007 060
6812991100	Fabric asbes fibres,oth crocidolite, mixwith a basis asbes&M g carb	30 316	141 904	96 937	457 380
6812991900	Oth fabric asbestos fibres not mix witha basis of asbestos	30 577	147 717	29 722	187 313
6812992000	Floor/wall tiles of fabricated asbestos(oth crocidolite)	0	9 690	0	9 564
6812999000	Oth fabricat asbes fibres of oth croci,not fabricate/floor/wall tiles	30 058	790 609	23 519	1 116 410
6813201000	Brake lining&pad of friction materialand articles,containing asbest	76 055	631 075	529 715	4 634 345
6813209000	Oth thn brake lining&pad of frictionmaterial and article,containing	2 056	196 347	18 622	476 865
6813810000	Brake lining&pad of frictionmaterial& article,not containing asbest	213 770	1 923 672	2 405 679	23 168 603
6813890000	Oth thn brake lining&pad of frictionmaterial& article,not containi	131 890	1 384 307	1 606 239	20 622 644
6814100010	Worked mica&article of mica,agglomerated,sheets,strips, simply cu	10 806	89 334	69 081	757 989
6814100090	Worked mica&article of mica,agglomerated,plates	12 751	133 972	63 247	293 833
6814900010	Worked mica & articles of mica,in rolls & pieces, simply cut to sha	661	38 462	13 789	252 057
6814900090	Oths worked mica & articles of mica	638	9 336	29 861	259 773
6815101000	Yarn/thread non-electrical articlesgraphite/ carbon	9 005	137 242	110 414	4 017 345
6815102000	Bricks,paving slabs,floor tiles,etc nonelectrical articles graphite/ car	54 273	1 502 293	198 844	1 852 998
6815109100	Carbon fibres, etc non electricalarticles graphite/ carbon	1 111	73 072	46 618	1 234 428
6815109900	Oth non electrical articles graphiteor carbon	13 454	130 494	261 952	1 765 510
6815200000	Articles of peat	58	10 735	81	38 645
6815910000	Articles of stone, contents magnesite,dolomite/ chromite	255 763	1 589 062	217 907	987 901
6815990000	Oth articles of stone,oth thn contentmagnesite,dolomite/ chromite	246 208	1 681 865	432 813	4 012 093
6901000000	Bricks,blocks,tiles & oth ceramic goodsof siliceous fossil meals/ of s	5 703	140 218	40 639	115 113
6902100000	Goods of siliceous cont by weight,singly/together mg,ca,cr > 50%	3 210 123	36 072 174	3 793 486	42 450 558
6902200000	Goods of siliceous cont by weight,singlyor together alumina,silika,	5 529 391	51 357 088	4 657 499	46 700 437
6902900000	Goods of siliceous cont by weight,of oth metals compound	288 647	3 418 063	318 503	4 733 695
6903100000	Oth refractory ceramic goods cont byweight,graphite/ carbon,or a	22 794	140 624	184 396	1 128 031
6903200000	Oth refractory ceramic goods cont byweight,alumina/ silica, or a m	603 159	3 778 603	1 166 726	8 065 508
6903900000	Oth refractory ceramic goods cont byweight, oth metal compound	598 354	7 183 333	4 895 433	20 703 643
6904100000	Ceramics building bricks	0	251	0	547
6904900000	Flooring blocks, support/filler tiles & the like	855	1 670	2 468	8 555
6905100000	Roofing tiles of ceramic	290 857	2 568 674	57 954	628 971
6905900000	Chimney-pot,cowl,chimney liner,architect ornament&oth ceramic	88	389 567	372	2 477 453

I.3. IM POR M ENURUT KOM ODITI / IM PORT BY HS COM M ODITY
***** NOVEM BER / NOVEM BER 2014 *****

H S	Uraian Komoditi Commodity Description	Berat Bersih / Net Weight (Kg)		Nilai / Value C.I.F (US\$)	
		Bulan ini Current Month	Kumulatif Cum.Jan. to date	Bulan ini Current Month	Kumulatif Cum.Jan. to date
6906000000	Ceramic pipes, conduits, guttering,pipe fittings	0	136	0	2 599
6907101000	Paving,hearth/ wall tiles,rectangle,circle<7cm,unglazed	0	1 456	0	468
6907109000	Oth thn Paving,hearth/ wall tiles,rectangle,circle<7cm,unglazed	0	46 000	0	4 458
6907901000	Paving,hearth/ wall tiles,rectangle,circle>7cm,unglazed	84 297 296	641 251 344	18 548 513	146 102 852
6907902000	Lining tiles of a kind used for grindingmills,rectang,circle>7cm,ungl	0	6 960	0	5 570
6907909000	Oth thn tile,cube&similar article,whether/ not rectang,circle<7cm,t	0	1 833 827	0	477 216
6908101000	Paving,hearth/ wall tiles,rectangle,circle<7cm,glazed	574 340	5 194 857	170 881	1 660 052
6908109000	Oth thn Paving,hearth/ wall tiles,rectangle,circle<7cm,glazed	0	47 323	0	62 446
6908901100	Paving,hearth/ wall tiles of plain tiles,rectangle,circle>7cm,glazed	84 833	1 033 730	34 360	373 442
6908901900	Oth thn paving,hearth/ wall tiles of plaitiles,rectangle,circle>7cm,gl	14 296	25 065	3 869	47 154
6908909100	Paving,hearth/ wall tile of oththn plain tile,rectang,rcrle>7cm,glaze	8 548 474	87 490 686	2 084 108	23 171 821
6908909900	Oth thn paving,hearth/ wall tile of oththn plain tile,rectang,rcrle>7	88 539	1 353 025	18 613	426 197
6909110000	Ceramic of porcelain or china forlaboratory,chemical or oth tech	825	543 434	22 401	841 403
6909120000	Artcle having a hardnss=>9 Mohsfor laboratory,chemical or oth te	590 075	7 493 294	691 570	8 079 844
6909190000	Oth ceramic wares for laboratory,chemical/ oth technical uses	512 037	2 233 709	444 676	3 005 098
6909900000	Oth thn ceramic wares for laboratory,chemical/ oth technical uses	115	370 559	6 689	782 202
6910100000	Ceramic sinks, wash basins,wash basin of porcelain/ china	724 474	9 028 887	610 167	8 845 051
6910900000	Ceramic sinks, wash basins,wash basin of oth thn porcelain/ china	80 526	2 087 424	140 492	2 803 711
6911100000	Tableware & kitchenwareof porcelain/ china	455 770	11 632 016	124 548	3 281 335
6911900000	Oth household, toilet articlesof porcelain/ china	17	5 829	243	35 235
6912000000	Tableware & kitchenware, oth householdtoilet art, oth than porce	134 099	164 697	48 970	606 558
6913101000	Ornamental cigarette box & ashtrayof porcelain or china	1 836	2 501	1 200	5 414
6913109000	Oth thn ornamental cigarette box&ashtrayof porcelain or china	101 844	965 317	128 394	1 494 137
6913901000	Ornamental cigarette box & ashtrayof oth thn porcelain or china	0	3 645	0	9 145
6913909000	Oth thn ornamental cigarette box&ashtrayof oth thn porcelain or c	18 490	152 930	15 312	434 974
6914100000	Oth ceramic articles ofporcelain/ china	5 103	97 350	8 192	118 525
6914900000	Oth ceramic articles of oth thanporcelain/ china	16 325	905 990	233 831	2 218 806
7001000000	Cullet & oth waste & scrap ofglass; glass in the mass	6 408 048	48 162 267	556 343	4 139 732
7002100000	Glass in balls	10 000	187 436	28 896	207 633
7002200000	Glass in rods	0	5 381	0	20 290
7002311000	Fused quartz/ oth fused silica forvacuum tubes	152	14 130	5 736	410 655
7002319010	Fused quartz/ oth fused silica for vialor ampoules industry	408 514	5 027 756	799 244	10 191 866
7002319090	Glass in ball,tube of fused quartz/ othfuse silca,oth thn boro silict g	8 593	168 925	526 636	6 258 803
7002321000	Glass in tubes,linear coef<=5x10(-6)kelvin in temp.(0-300 C) for va	0	137	0	7 038
7002322000	Oth glass in tubes,linear coef<=5x10(-6)with 3mm<=diameter<22n	2 926	54 045	4 622	257 570
7002329000	Oth glass in tubes,linear coef<=5x10(-6)kelvin in temp.(0-300 C)	33 710	292 186	78 121	996 631
7002391000	Oth glass in tubes, used to manufacturvacuum tubes	0	15	0	10
7002392000	Oth transparent neutral glass for enamelglass,with 3mm<=diameter	5	21 173	1 523	61 680
7002399000	Oth glass having linear coeff. 0-300coth thn vacum&boro silict glas	212	131 215	61 629	761 149
7003122000	Non wired sheets,in squares/ rectangularshape incl.1,2,3,4 corners	0	334 074	0	95 445
7003129000	Oth non-wired sheets colored glass	47 300	344 415	16 894	449 109
7003199000	Oth non-wired sheets not coloredglass	2 073 234	13 599 554	640 328	5 887 359
7003200000	Cast glass and rolled glass,wired sheets	1	1 149	185	7 247
7003300000	Cast glass and rolled glass, profiles	0	544	0	2 450
7004209000	Optical drawn, blown glass, opticallyworked,flashed,opacified, abs	1 339	48 456	52 406	895 552
7004909000	Oth optical drawn,blown glass,opticallyworked,flashed,opacified, a	1 031 986	4 973 448	297 399	1 632 806
7005109000	Oth non-wired glass,absorbentreflecting/ non-reflecting layer	461 289	3 848 061	368 142	2 789 416
7005211000	Oth non-wired glass, colored, opacifiedoptical glass, not optically v	0	2 398	0	10 771
7005219000	Oth non-wired glass, colored, opticallyworked, flashed, opacified	453 593	4 902 558	228 030	2 367 812
7005299000	Oth non-wired glass, not colored,optically worked	1 007 581	10 797 367	295 211	3 308 987
7005300000	Float glas& surface ground/ polish glas,wired glass	0	19 296	0	41 669
7006001000	Optical glass, not optically worked,for glass of heading 70,03,70,04	23 982	23 988	13 463	13 812
7006009000	Optical glass, optically workedfor glass of heading 70,03,70,04,70,0	51 385	661 458	92 068	790 368
7007111000	Toughened (tempered) safety glasssuitable for vehicles of chapter	93 361	482 569	357 242	2 495 098
7007112000	Toughened (tempered) safty glas suitable for aircraft,spacecraft of c	0	11	0	50
7007113000	Toughened (tempered) safety glasssuitable for railway/ tramway, c	0	1 778	0	10 839
7007114000	Toughened (tempered) safety glasssuitable for ship,boat,floating c	698	17 284	5 085	33 779
7007191000	Toughened (tempered) safety glasssuitable for machine of head 84	22 436	83 635	45 934	285 578
7007199000	Toughened (tempered) safety glasssuitable for oth machinery	780 824	7 524 126	676 331	7 005 422
7007211000	Laminated safety glass suitable forvehicles of chapter 87	92 756	669 718	336 548	2 817 981
7007214000	Laminated safety glass suitable forships,boats,floating struct, chap	0	806	0	8 535
7007291000	Laminated safety glass suitable formachine of head 84.29/ 84.30	99	10 387	1 415	92 296
7007299000	Laminated safety glass suitable foroth machinery	160 114	1 093 505	182 679	1 158 054
7008000000	Multiple-walled insulating unitsof glass.	647 841	5 961 598	886 327	7 878 662

I.3. IM POR M ENURUT KOM ODITI / IM PORT BY HS COM M ODITY
***** NOVEM BER / NOVEM BER 2014 *****

H S	Uraian Komoditi Commodity Description	Berat Bersih / Net Weight (Kg)		Nilai / Value C.I.F (US\$)	
		Bulan ini Current Month	Kumulatif Cum.Jan. to date	Bulan ini Current Month	Kumulatif Cum.Jan. to date
7009100000	Rear-view mirrors for vehicles	210 773	2 647 258	2 315 070	25 832 042
7009910000	Glass mirros, unframed	3 849 755	16 520 768	1 895 170	10 833 302
7009920000	Glass mirros, framed	76 165	1 389 743	270 666	4 127 507
7010100000	Ampoules of glass	21 340	202 197	50 618	854 131
7010200000	Stoppers, lids & oth closures of glass	2 288	90 709	13 447	281 861
7010901000	Carboys & demijohn	129 413	1 182 520	425 867	3 221 829
7010904000	Bottles&vials for antibiotics,serums,oth injectables,intravenous inf	1 756 408	24 087 993	1 369 858	19 311 235
7010909000	Oth bottles for intravenousfluids of glass	4 216 184	72 566 367	2 801 243	42 701 596
7011101000	Stem for electric lighting	0	4 935	0	25 505
7011109000	Glass envelops for electric lightingoth than stem	133 306	2 291 431	754 521	8 349 870
7011200010	Television tubes, cathode-ray tubes	2 225 498	45 800 341	1 971 396	39 712 533
7011200090	Cathode-ray tubes, oth than television	0	147 208	0	916 294
7011900000	Oth glass envelopes, bulbs,tubes,open,glass parts thereof,without	329	108 811	8 979	211 281
7013100000	Glassware of a kind used for table,kitchen, toilet, office of glass-ce	93 922	593 659	279 554	1 894 309
7013220000	Stemware drinking glasses,oth thn glassceramics, of lead crystal	294	16 301	5 015	237 562
7013280000	Stemware drinking glasses,neither glass-ceramics nor lead crystal	59 301	625 464	83 386	1 014 942
7013330000	Other drinking glasses, of lead crystal	9	83	52	2 467
7013370000	Other drinking glasses, neitherglass-ceramics nor lead crystal	82 815	2 707 403	100 519	4 193 245
7013410000	Glassware for table (not drinking glass)kitchen purpose,of lead cry	0	1 673	0	3 242
7013420000	Glassware for table (not drinking glass)ktchn,linear coef<5x10-6/K	17 787	581 678	27 540	1 569 047
7013490000	Oth glassware for table(not drink glass)kitchen purposes, not cera	495 067	5 221 294	769 786	6 657 321
7013910000	Other glassware of lead crystal	174	1 718	885	6 552
7013990000	Other glassware of not lead crystal	525 363	12 175 853	584 675	13 384 383
7014001000	Signalling glassware&optical element formotor vehicles,not thse o	27	79 297	736	769 147
7014009000	Other signalling glassware & opticalelements of glass, not optically	1 153	27 589	3 440	357 316
7015100000	Glasses for corrective spectacles	10 640	70 815	316 996	1 926 596
7015901000	Clock or watch glasses	96 595	1 169 846	22 274	270 954
7015909000	Glasses for non-corrective spectacles;hollow glass spheres & their	3 733	75 593	13 628	234 357
7016100000	Glass cubes&oth glass smallwares,for mosaics or decorative purpo	136 656	940 881	219 079	1 435 556
7016900000	Oth articles of moulded glass; leadedlights; multicellular & smlr fo	1 691 076	8 463 023	771 030	6 575 309
7017101000	Quartz reactor tubes and holders glass,for production of semicond	5 412	96 494	22 842	721 025
7017109000	Laboratory or pharmaceutical glassof fused quartz or oth fused sili	16 911	199 915	319 148	3 445 168
7017200000	Laboratory, hygienic/pharmaceuticalwith coef<5x10-6/kelvin, 0 - :	14 951	225 824	214 311	1 855 719
7017900000	Laboratory,hygienic/pharmaceuticalglassware,nor fused quartz/fu	8 921	89 680	77 139	821 489
7018100010	Glass beads	331 588	2 597 483	367 562	4 264 328
7018100020	Imitation pearls	3 557	25 656	19 108	156 094
7018100090	Imitation precious & glass smallwares	2 710	662 924	153 392	1 360 124
7018200000	Glass microspheres <=1mm in diameter	62 242	1 129 249	117 771	994 936
7018900000	Glass eyes, not prsthtc artcls, ornamntof lamp-worked glass,not ir	27 105	746 359	35 402	1 585 768
7019110000	Chopped strands,of a length <= 50 mm	137 757	2 248 340	195 128	3 220 612
7019120000	Rovings of glass fibres	182 745	5 527 468	283 411	4 913 351
7019191000	Yarn of glass fibres	29 575	69 023	35 052	352 305
7019199000	Siver of glass fibres	176 850	1 345 343	185 713	2 689 935
7019310000	Mats of glass fibres	909 644	8 200 901	1 368 140	12 622 374
7019320000	Thin sheets (voiles) of glass fibres	15 497	320 343	14 682	711 536
7019391000	Asphalt/ coal-tar impregnatdglass-fibre outerwrap for pipelines	32 868	491 942	61 875	1 556 378
7019399000	Mattresses,boards and similarnonwoven products of glass fibres	707 391	5 130 295	1 341 250	9 523 843
7019400000	Woven fabrics of glass fibres rovings	462 576	3 463 553	578 133	3 927 902
7019510000	Oth woven fabric,of a width <= 30 cm	60	13 263	1 602	164 833
7019520000	Oth woven fabric,of a width>30cmplain weave,wght<250g/m2 of t	820	37 032	1 328	198 630
7019590000	Oth woven fabric,of a width > 30 cm	31 436	431 085	156 279	1 699 155
7019901000	Glass fibres	148 686	1 356 242	337 593	3 579 497
7019909000	Other articles of glass fibres	259 688	3 042 064	696 662	7 447 913
7020001100	Glass moulds for the manufactureof acrylic goods	37 952	333 898	57 282	646 641
7020001900	Glass moulds for other purposes	228 436	2 393 046	94 213	2 006 562
7020002000	Quartz reactor tubes & holders designedfor production of semicor	5	684	4 696	36 840
7020003000	Glass inner for vacuum flasks/ othvacuum vessels	335 250	2 936 068	574 518	4 208 759
7020004000	Evacuated tubes for solar energycollectors	67 591	115 487	83 448	170 990
7020009100	Blinds of glass	0	0	0	0
7020009900	Other articles of glass.	278 485	2 410 342	1 256 936	7 426 252
7101100000	Natural pearls	0	20	0	114
7101220010	Cultured pearls,fresh water,worked	1	3 449	440	48 598
7102210000	Diamonds, unworked or simply sawn,cleaved or bruted, industrial	0	1	0	9 819
7102390000	Diamonds, worked, not mountedor set, non-industrial	0	6	0	1 178 233

I.3. IM POR M ENURUT KOM ODITI / IM PORT BY HS COM M ODITY
***** NOVEM BER / NOVEM BER 2014 *****

H S	Uraian Komoditi Commodity Description	Berat Bersih / Net Weight (Kg)		Nilai / Value C.I.F (US\$)	
		Bulan ini Current Month	Kumulatif Cum.Jan. to date	Bulan ini Current Month	Kumulatif Cum.Jan. to date
7103109000	Oth precious stones, unworked or simplysawn or roughly shaped	123	123	5 465	5 465
7103919000	Sapphires & emeralds, worked	0	0	0	0
7103990000	Oth rubies, sapphires & emeralds, worked	0	11	0	229
7104101000	Piezo-electric quartz,precious orsemiprecious stones,unworked	0	1	0	834
7104102000	Piezo-electric quartz,precious orsemiprecious stones,worked	1 823	17 582	42 989	537 592
7104200000	Other synthetic precious stones,unworked or simply sawn or rougl	1 063	1 317	12 111	58 079
7104900000	Other synthetic precious/semi stones,worked,roughly shapped	270	13 677	10 205	321 192
7105100000	Dust and powder of diamonds	206	2 524	82 444	818 341
7105900000	Dust & powder of other natural orsynthetic precious/semi preciou	5	242	12 182	51 723
7106100000	Silver powder	854	18 152	176 456	477 016
7106910000	Silver, unwrought	1 128	35 863	612 366	7 654 996
7106920000	Silver, semi-manufactured	19 476	160 004	683 648	9 105 137
7107000000	Base metals clad with silver,not further	707	35 856	149 319	2 183 523
7108110000	Gold powder	0	2	0	28
7108120010	Gold in lumps, ingots or cast bars	0	58	0	1 431 025
7108120090	Gold,not in lumps, ingots or cast bars,oth unwrought forms	149	5 624	1 002 622	16 090 656
7108130000	Gold,non monetary,othsemi-manufactured form	41	714	115 223	3 675 569
7108200000	Monetary gold	0	69	0	549
7109000000	Base metals/ silver,clad with gold notfurther worked than semi-ma	20	1 626	129 853	2 291 821
7110110010	Platinum, in lumps, ingots, cast bars,powder or sponge,unwrought	200	3 946	834	32 160
7110110090	Platinum in oth form, unwrought	7	978	5 648	38 097
7110190000	Platinum, wrought	0	1 170	0	27 275
7110210010	Palladium,unwrought,alloy containing>=20% palladium used in mak	0	1	0	426
7110210020	Palladium in lump,ingots,cast bars,powderor sponge,unwrought	8 475	76 453	40 499	407 265
7110290000	Palladium, wrought	0	321	0	22 224
7110310010	Rhodium in lumps, ingots,cast bars,powder or sponge,unwrought	0	5 697	0	21 094
7110310090	Rhodium, unwrouht, in other form	194	1 696	1 706	11 146
7110390000	Rhodium, wrought	2	3	16 750	16 761
7110410010	Iridium, osmium & ruthenium in lump,ingots,cast bars,powder/ sp	112	321	1 551	5 384
7110410090	Iridium, osmium and ruthenium, inother forms, unwrought	13	18 380	435	192 067
7111001000	Silver or gold, clad with platinumsemi-manufactured	0	428	0	10 072
7112999000	Waste & scrap of oth precious metal	0	1	0	22
7113111000	Parts of jewellery of silver	84	7 147	71 149	1 635 428
7113119000	Jewellery of silver	588	7 687	350 134	2 433 753
7113191000	Parts of jewellery of other precious met	8	1 179	25 551	350 199
7113199000	Jewellery of other precious metal	80	9 114	30 435	744 547
7113201000	Parts of jewellery of base metal,clad with precious metal	1	1	130	130
7113209000	Jewellery of base metal, clad withprecious metal	4	1 293	4 063	57 788
7114110000	Articles of silversmiths wares of silverwhether or not plated or cla	164	947	3 177	203 304
7114190000	Articles of goldsmiths wares ofoth precious metal,	0	1 147	0	68 509
7114200000	Articles of gold&silversmiths waresof base metals, clad with prec	54	404	60 921	639 704
7115100000	Catalysts of platinum, in the form ofwire cloth or grill	0	1 314	0	487 705
7115901000	Other articles of golds or silver	24 023	263 662	837 349	10 985 818
7115902000	Other articles of metal clad withgold or silver	275	118 881	82 570	155 021
7115909000	Oth articles of precious metal/of metalclad with precious metal	252	408	1 421	18 470
7116100000	Articles of natural/cultured pearls	0	547	0	43 639
7116200000	Articles of precious/semi-preciousstones(natural/ synthetic/ recons	2 157	14 417	223 172	1 880 845
7117111000	Parts cuff-links and studs, of basemetal, whether or not plated	97	1 060	1 518	9 861
7117119000	Cuff-links and studs of base metalwhether/ not plated with preciou	826	27 825	46 321	855 019
7117191000	Bangles of base metal, whether or notplated with precious metal	17	3 786	706	63 955
7117192000	Other imitation jewellery of base metalwhether or not plated w/ p	81 992	1 172 413	361 108	3 868 043
7117199000	Parts of oth imitation jewellery of basemetal,whether/ not plated v	9 769	143 336	287 529	4 661 035
7117901100	Bangles,wholly of plastic or glass	1 115	28 816	10 026	70 009
7117901300	Bangles,wholly of porcelain or china	0	5	0	560
7117901900	Other bangles	5 539	33 584	81 233	208 072
7117902100	Other imitation jewellerywholly of plastics or glass	44 468	272 361	67 041	466 643
7117902300	Oth imitatn jwllry of porcelainor china	355	635	3 165	8 009
7117902900	Other imitation jewellery	67 228	830 838	144 613	1 766 163
7117909100	Parts of imitation jewellerywholly of plastics or glass	38	1 870	2 219	46 282
7117909200	Part of imitat jwllry of wood,bone,trtoisshel,ivory,horn,coral,pearl,	0	5	0	574
7117909300	Part of imitation jwllry of porcelainor china	0	53	0	2 142
7117909900	Oth part of imitation jwllry	11 309	76 104	129 214	1 087 623
7118101000	Silver coin, not being legal tender	0	865	0	3 600
7118109000	Oth coin (not gold coin), not beinglegal tender	109	446	3 517	4 643

I.3. IM POR M ENURUT KOM ODITI / IM PORT BY HS COM M ODITY
***** NOVEM BER / NOVEM BER 2014 *****

H S	Uraian Komoditi Commodity Description	Berat Bersih / Net Weight (Kg)		Nilai / Value C.I.F (US\$)	
		Bulan ini Current Month	Kumulatif Cum.Jan. to date	Bulan ini Current Month	Kumulatif Cum.Jan. to date
7118909000	Oth coin (oth than gold/silver coin)	0	4	0	98
7201100000	Non-alloy pig iron cont. by weight0.5% or less of phosphorus	1 019 474	11 755 142	579 549	6 453 598
7201200000	Non-alloy pig iron cont. by weightmore than 0.5%of phosphorus	0	518 365	0	455 422
7201500000	Alloy pig iron; spiegeleisen	0	9 781 525	0	3 989 673
7202110000	Ferro-manganese, cont. byweight more than 2% of carbon	1 412 000	16 399 132	1 461 652	15 789 925
7202190000	Ferro-manganese, cont. byweight <= than 2% of carbon	495 842	12 260 279	942 643	15 791 783
7202210000	Ferro-silicon, cont. byweight more than 55% of silicon	1 551 106	19 332 510	2 014 966	25 262 986
7202290000	Ferro-silicon, cont. byweight <= than 55% of silicon	30 306	2 459 971	59 080	5 262 578
7202300000	Ferro-silico-manganese	1 384 747	15 205 267	1 734 774	17 969 549
7202410000	Ferro-chromium, cont. byweight more than 4% of carbon	68 395	1 495 619	127 658	2 690 353
7202490000	Ferro-chromium, cont. byweight <= than 4% of carbon	2 218	2 054 842	33 500	1 683 130
7202600000	Ferro-nickel	161	450	6 278	30 997
7202700000	Ferro-molybdenum	30 217	164 555	172 645	2 071 963
7202800000	Ferro-tungsten & ferro-silico-tungsten	0	1 122	0	38 961
7202910000	Ferro-titanium and ferro-silico-titanium	60	73 061	9 830	352 702
7202920000	Ferro-vanadium	19 000	152 989	373 692	2 815 458
7202930000	Ferro-niobium	24 735	109 409	589 208	2 817 879
7202990000	Other ferro-alloys	193 380	2 335 488	528 388	6 238 079
7203100000	Ferrous products obtained by directreduction of iron ore	80 983	25 779 168	69 724	9 912 139
7203900000	Other ferrous products	65	26 722	4 545	82 977
7204100000	Waste and scrap of cast iron	1 000 452	12 785 931	370 821	4 999 214
7204210000	Waste and scrap of stainless steel	0	30	0	1 008
7204290000	Waste and scrap of oth alloy steel	126 923	2 427 462	38 470	1 476 017
7204300000	Waste & scrap of tinned iron or steel	3 474 355	46 144 679	1 040 817	13 907 731
7204410000	Turnings,shavings,chips,milling waste,sawdust,filings,trimmings &	7 009 861	87 341 299	2 710 674	34 215 130
7204490000	Other ferrous waste and scrap :	166 174 619	1 722 887 509	61 661 987	663 650 805
7204500000	Remelting scrap ingots	0	41 080	0	13 536
7205100000	Granules of pig iron, spiegeleison,iron or steel	660 581	8 004 810	691 882	8 035 562
7205210000	Powder of alloy steel	28 998	1 122 111	362 850	4 711 970
7205290000	Powder of pig iron, spiegeleison,iron or steel (oth than alloy steel)	987 457	6 388 947	1 347 120	9 622 188
7206101000	Iron&non-alloy in ingots containing byweight>0.6% of carbon,excl	40 600	40 879	23 678	31 254
7206109000	Iron&non-alloy in ingots containing byweight<=0.6% of carbon,exc	332 923	3 496 818	475 016	6 003 686
7206900000	Iron and non-alloy in primary formother than ingots	2 426	533 420	74 463	1 173 311
7207110000	Semi-finished iron/non-alloycont. < 0,25% carbon ,rectnglr,square	64 441 212	390 736 729	30 576 158	202 951 375
7207121000	Stabs of iron/non alloy, cont.< 0,25%of carbon, other than square	67 542 382	1 885 764 255	33 832 252	1 000 177 270
7207129000	Oth semi-finished iron/non-alloycont.< 0,25% carbon ,rectnglr,not	368 566	7 621 127	627 313	9 463 045
7207190000	Oth semi-finished iron/non-alloycont.< 0,25% of carbon	42 873 052	180 875 923	22 077 370	98 681 899
7207201000	Stabs of iron/non alloy,cont.byweight > 0.6% of carbon	80 619	19 974 964	68 601	11 058 116
7207202100	Oth semi-finished iron/non-alloy contby weight>0,6% of carbon,ro	126	531 519	2 525	1 637 477
7207202900	Oth semi-finished iron/non-alloy cont.by weight > 0,6% of carbon	9 358 342	237 019 705	4 480 304	130 760 420
7207209200	Oth semi-finished iron/non-alloy cont.bywght 0,25%<=carbon<=0,	9 785	223 941	19 060	422 802
7207209900	Oth semi-finished iron/non-alloy cont.byweight 0,25%<=carbon<=	45 259 388	324 459 794	21 504 549	170 362 419
7208100000	Flat-rolled iron/nas,relief,hot rolledwidth > 600 mm	1 215 092	4 288 504	759 650	3 217 975
7208250000	Flat-rolled iron/nas,pickled,hot rolledwidth>600 mm,thick>=4.75m	5 092 215	51 825 352	3 924 676	39 202 185
7208260000	Flat-rolled iron/nas,hot rollpickled,width>600mm,3 mm<thick<4,7	10 842 383	140 257 617	8 035 231	104 691 948
7208271000	Flat-rolled iron/nas,pickled,hot rolledwidth>600mm,of a thick<2 r	6 022 633	84 976 984	4 396 312	63 721 100
7208279000	Flat-rolled iron/nas,pickled,hot rolledwidth>600mm,of a 2mm<thi	12 457 829	155 514 789	10 648 108	116 542 052
7208360000	Flat-rolled iron/nas,hot rolledwidth>600 mm, thick>10 mm	8 943 000	50 150 489	6 185 663	33 597 647
7208370000	flat-rolled iron/ nas,hot rolledwidth >600 mm, of a 4,75< thick< 10,	18 357 773	106 776 315	11 267 946	68 787 820
7208380000	flat-rolled iron/ nas,hot rolledwidth >600 mm, of a 3< thick< 4,75 n	10 225 904	122 874 193	5 768 989	72 451 388
7208390000	Flat-rolled iron/nas,hot rolledwidth >600 mm, thick< 3 mm	54 448 184	541 301 391	31 764 467	319 881 687
7208400000	Flat-rolled iron/nas,not in coilsrelief,hot rolled	1 511 734	15 715 242	848 900	9 818 131
7208510000	Flat-rolled iron/nas,width>600 mm,of a thickness>10 mm,hot rolle	37 485 889	222 480 756	29 068 651	163 933 000
7208520000	Flat-rolled iron/nas, width >600 mm,4,75 < thickness < 10 mm,hot	5 736 723	109 470 544	4 096 178	79 589 220
7208530000	Flat-rolled iron/nas, width >600 mm,3 < thickness < 4,75 mm,hot r	16 286	472 895	29 104	464 245
7208540000	Flat-rolled iron/nas,hot rolledwidth >600 mm, thickness < 3 mm	32 191	858 803	30 763	872 269
7208900000	Other Flat-rolled iron/nas	1 488 096	31 166 026	801 308	25 698 222
7209150000	Flat-rolled in coils,cold-rolledwidth>600mm,thickness>3 mm	450 478	8 930 551	368 158	7 361 739
7209160010	Flat-roll,in coils,pickled/ not,cold-roll1<thick<3mm,600<width<125	1 466 675	33 411 152	1 085 501	29 217 277
7209160090	Flat-roll,in coils,pickled/ not,cold-roll1<thick<3mm,width>1250 m	10 903 658	146 750 430	8 710 870	117 699 314
7209170010	Flat-roll,in coils,pickled/ not,cold-roll0.5<thick<1mm,600<width<12	9 320 757	106 482 132	6 440 039	80 908 043
7209170090	Flat-roll,in coils,pickled/ not,cold-roll0.5<thick<1mm,width>1250 r	23 379 770	232 479 055	17 461 984	184 039 447
7209181000	Tin-mill blackplate (tmbp),cold-rollof a thickness < 0.5 mm	6 964 195	123 125 227	5 696 521	102 581 794
7209189100	Flat-roll,in coils,pickled/ not,cold-rollthick<0.17mm,cont wght<0.6%	0	165	0	42 308

I.3. IM POR M ENURUT KOM ODITI / IM PORT BY HS COM M ODITY

*** NOVEM BER / NOVEM BER 2014 ***

H S	Uraian Komoditi Commodity Description	Berat Bersih / Net Weight (Kg)		Nilai / Value C.I.F (US\$)	
		Bulan ini Current Month	Kumulatif Cum.Jan. to date	Bulan ini Current Month	Kumulatif Cum.Jan. to date
7209189900	Flat-roll,in coils,pickled/ not,cold-roll0.5mm<thick<0.17mm,cont w	16 487 127	200 903 117	11 479 743	143 338 050
7209250000	Flat of iron/ non-alloy, not incoil cold rolled, of a thickness >= 3 mm	0	155 517	0	173 709
7209260010	Flat of iron/ non-alloy, not coil,coldrolled,1mm<thickness<3mm,wi	1 666	4 780	2 826	10 198
7209260090	Flat of iron/ non-alloy, not coil,coldrolled,1 mm<thickness<3mm,w	564	10 976	8 729	25 404
7209270010	Flat of iron/ non-alloy,not coil,coldrolled,0.5mm=<thickness<1mm,v	152	142 045	2 600	80 544
7209270090	Oth flat of iron/ non-alloy,not in coil,cold rolled,0.5mm =< thicknes	3 450	101 262	17 335	169 118
7209289000	Flat of iron/ nas,not coil,cont bywght<=0.6% of carbon 0.5>thick>0	795	797	4 101	4 103
7209901000	Flat of iron/ non-alloy, cold-rolled,corrugated form	85 865	1 341 761	35 656	2 624 327
7209909000	Flat of iron/ non-alloy, cold-rolled,other than corrugated form	0	179 188	0	222 186
7210111000	Flat-rolled of iron/ nas,carbon>=0.6%,plated or coated with tin,thic	24 946	887 456	61 380	1 155 261
7210119000	Flat-rolled of iron/ nas,carbon< 0.6%,plated or coated with tin,thicl	22 963	15 342 515	33 107	24 744 975
7210121000	Flat-rolled of iron/ nas,carbon>=0.6%,plated or coated with tin,thic	2 054 109	25 115 237	2 370 476	29 134 893
7210129000	Flat-rolled of iron/ nas,carbon<0.6%,plated or coated with tin,thick	6 683 677	83 262 795	7 053 538	89 290 673
7210201000	Flat-rolled of iron/ nas,carbon>=0.6%plated or coated with lead, th	5 740	861 075	7 664	1 287 711
7210209000	Flat-rolled of iron/ nas,carbon>=0.6%plated or coated with lead, th	353 105	4 504 240	616 701	7 993 135
7210301100	Flat-rolled of iron/ nas,carbon<0.6%plated with elctrolitically,thick-	5 859 891	70 364 998	5 225 448	63 102 848
7210301200	Flat-rolled of iron/ nas,crbon<0.6%platedwith elctrolitically,1.5mm	118 764	2 823 439	104 665	2 572 296
7210301300	Flat-rolled of iron/ nas,crbon<0.6%platedwith elctrolitically,1.5mm	1 808 047	8 844 744	785 516	6 521 099
7210309100	Flat-roll of iron/ nas,crbon>=0.6%platedwith elctrolitically,1.2mm>	0	139 385	0	158 502
7210309900	Flat-roll of iron/ nas,crbon>=0.6%platedwith elctrolitically,1.2mm<	622 842	8 318 096	404 278	5 436 659
7210411100	Flat-rolled,iron/ nas,othws plated zinccorrugated,thick<=1.2mm,wg	0	152 014	0	108 657
7210411900	Flat-rolled,iron/ nas,othws plated zinccorrugated,1.5mm<thick,wg	12 239	103 898	11 694	102 750
7210491100	Flat-rolld,iron/ nas,othws plat zinc-ironnot crrgtd,1.2mm>=thick,wg	5 188 401	92 633 690	4 752 995	84 124 436
7210491200	Flat-rolld,iron/ nas,othws plat zinc-ironnot crrgtd,1.2mm>=thick,wg	16 615 393	111 323 117	12 611 582	89 418 582
7210491300	Flat-rolld,iron/ nas,othws plat zinc-ironn-crrgtd,1.2mm<thick<=1.5i	1 017 895	10 916 447	911 050	9 293 737
7210491900	Flat-rolld,iron/ nas,othws plat zinc-ironn-crrgtd,thick>1.5mm,wght-	2 818 851	35 131 894	2 596 212	32 677 669
7210499100	Flat-rolld,iron/ nas,othws plat zinc-ironn-crrgtd,1.2mm>=thick,wgh	0	210 940	0	184 055
7210499900	Flat-rolld,iron/ nas,othws plat zinc-ironn-crrgtd,1.2mm<thick,wght:	5 063	26 478	21 154	591 887
7210500000	Flat-rolled iron/ non-alloy plated withchromium & or chromium oxic	6 983 867	31 239 108	4 864 787	29 882 930
7210611100	Flat-rolld,iron/ nas,plated alumn-zinc,1.2mm>thickness,weight<C	3 932 009	217 695 100	3 052 042	179 922 202
7210611200	Flat-rolld,iron/ nas,plated alumn-zinc,1.2mm<thickness<1.5mm,v	0	545 840	0	471 012
7210611900	Flat-rolld,iron/ nas,plated alumn-zinc,1.5mm>thickness,weight<C	7 465	2 885 049	11 533	2 477 441
7210619100	Flat-rolld,iron/ nas,plated alumn-zinc,1.2mm>thickness,weight>=	0	3 034 439	0	2 518 106
7210619900	Flat-rolld,iron/ nas,plated alumn-zinc,1.2mm<=thickness,weight>	0	116	0	3 139
7210691100	Flat-rolld,iron/ nas,plated alumn,1.2mm<=thickness,weight<0.6%	75 270	2 648 895	78 580	2 593 643
7210691900	Flat-rolld,iron/ nas,plated alumn,1.5mm>thickness,weight<0.6%	63 520	849 391	59 605	902 467
7210699900	Flat-rolld,iron/ nas,plated alumn,1.2mm<=thickness,weight>=0.6	0	31 749	0	65 574
7210701000	Flat-roll of iron/ nas,painted, varnished,coated plastics,carbon<0.6%	13 860 095	116 374 586	14 569 387	123 213 534
7210709000	Flat-rollof iron/ nas,painted, varnished,coated plastics,carbon<0.6%	2 256	1 809 998	7 691	3 029 068
7210901000	Flat-rollof iron/ nas,plated,coated othmetal,carbon<0.6%,thick<=1.	806 330	12 330 555	709 586	12 282 102
7210909000	Flat-rollof iron/ nas,plated,coated othmetal,carbon<0.6%,thick>1.5	532 157	2 997 270	1 274 096	6 477 633
7211131000	Roll-on 4 face/in clod box,HR,notclad,hoop&strip,150 mm<width-	0	263	0	9 785
7211139090	Roll-on 4 face/in clod box,HR,notclad,crrgtd,crbn>=0.6%,thick<=	46	29 788	181	82 359
7211141100	Flatroll,iron/ nas,HR,notclad,hoop&strip,4.75mm<=thick<=10mm,v	45 840	2 312 677	64 396	3 202 611
7211141200	Flatroll,iron/ nas,HR,notclad,corrugted,4.75mm<=thick<=10mm,crl	0	3 533	0	8 323
7211141900	Oth flatroll,iron/ nas,HR,notclad,4.75mm<=thick<=10mm	36 302	1 097 231	34 883	1 029 721
7211142100	Flatroll,iron/ nas,HR,notclad,hoop&strip,thick>10mm,width<=400	0	74 625	0	92 081
7211142900	Oth flatroll,iron/ nas,HR,notclad,thick>10mm	90 632	878 890	135 265	893 130
7211191100	Flatroll,iron/ nas,HR,notclad,hoop&strip,4.75mm>thick>=2mm,wid	138 587	1 249 663	135 085	1 370 761
7211191200	Flatroll,iron/ nas,HR,notclad,corrugted,4.75mm>thick>=2mm,crbo	0	7	0	70
7211191900	Oth flatroll,iron/ nas,HR,notclad,4.75mm>thick>=2mm	63 869	2 763 626	60 546	2 827 397
7211192100	Flatroll,iron/ nas,HR,notclad,hoop&strip,thick<2mm,width<=400	6 218	31 991	9 382	46 462
7211192900	Flatroll,iron/ nas,HR,notclad,2mm>thick>0.17mm	0	17 399	0	38 466
7211231000	Flatroll,iron/ nas,CR,notclad,crbon<0.25%corrugated	0	6	0	117
7211232000	Flatroll,iron/ nas,CR,notclad,crbon<0.25%hoop&strip,width<=400n	83 098	2 095 005	103 780	2 924 785
7211239010	Flatroll,iron/ nas,CR,notclad,crbon<0.25%thickness>40mm	0	26 971	0	29 668
7211239090	Oth flatroll,iron/ nas,CR,notclad,crbon<0.25%	208	98 491	1 925	116 710
7211292000	Flatrol,iron/ nas,CR,notclad,crbon>=0.25%hoop&strip,width<=400i	412 678	3 389 576	853 042	7 561 088
7211293000	Flatrol,iron/ nas,CR,notclad,crbon>=0.25%thickness<=0.17mm	0	6 574	0	10 564
7211299000	Oth flatroll,iron/ nas,CR,notclad,crbon>=0.25%	105 776	1 395 906	273 298	2 446 271
7211901000	Oth Hoop&strip iron/ not alloy,not clad width < 400mm	0	13 474	0	25 581
7211903000	Oth flat-rolled iron/ not alloy,not cladthickness <= 0.17 mm	878	879	11 639	11 668
7211909000	Oth flat-rolled iron/ not alloy,not cladthickness > 0.17 mm	41 604	576 272	186 400	688 974
7212101000	Flat-rolled,iron/ nas,plated w/ tin,clad,width<=400mm,hoop&strip	0	154 981	0	220 957

I.3. IM POR M ENURUT KOM ODITI / IM PORT BY HS COM M ODITY
***** NOVEM BER / NOVEM BER 2014 *****

H S	Uraian Komoditi Commodity Description	Berat Bersih / Net Weight (Kg)		Nilai / Value C.I.F (US\$)	
		Bulan ini Current Month	Kumulatif Cum.Jan. to date	Bulan ini Current Month	Kumulatif Cum.Jan. to date
7212109100	Flat-rolled,iron/nas,plated w/ tin,clad,400mm<width<600mm,car	546	53 024	262	40 247
7212109900	Flat-rolled,iron/nas,plated w/ tin,clad,400mm<width<600mm,car	43 540	340 631	18 908	454 182
7212201000	Flat-rolled,iron/nas,electrolytic zinc,width<=400mm,hoop&strip	417 623	4 150 411	342 310	4 040 858
7212202000	Flat-rolled,iron/nas,electrolytic zinc,width<=400mm,carbon<0.6%	10 930	252 520	35 398	423 037
7212209000	Oth flat-rolled,iron/nas,electrolytic zinc	96 128	1 838 073	234 651	4 581 058
7212301000	Flat-rolled,iron/nas,plated zinc,clad,width<=400mm,hoop&strip	4 921 580	11 657 658	4 004 101	9 331 804
7212302000	Flat-rolled,iron/nas,plated zinc,clad,carbon<0.6%,thick<=1.5mm	0	85 340	0	71 660
7212309100	Flat-rolled,iron/nas,plated iron-zinc,carbon<0.04%,thick<=1.5mm,	0	9 979	0	15 730
7212309900	Flat-rolled,iron/nas,plated iron-zinc,carbon>=0.04%,thick<=1.5mm	21 280	677 641	18 810	432 245
7212401000	Flat-rolled,iron/nas,coated plastic,painted,varnished,hoop&strip,w	673 284	4 876 190	441 062	4 573 754
7212402000	Flat-rolled,iron/nas,coated plastic,painted,varnished,thick<=1.5mr	580	246 241	1 463	252 155
7212409000	Flat-rolled iron/ not alloy, other shape,painted, varnished/coated v	1 118 261	19 089 945	1 737 916	30 526 135
7212501100	Hoop,strip iron/ not alloy, width<400 mm,coated with chromium	0	3 947	0	24 557
7212501200	Flat-rolled iron/ not alloy, carbon<0.6%,thick > 1.5 mm, coated chr	2 438	2 438	4 821	4 821
7212501900	Flat-rolled iron/ not alloy, otherwiseplated or coated	18 913	642 471	38 378	1 162 594
7212502100	Hoop,strip iron/ not alloy, width<400 mm,coated with aluminium-	11 612 009	23 663 489	9 589 304	19 571 835
7212502200	Flat-rolled iron/ not alloy, carbon<0.6%,thick > 1.5 mm, coated alu	4 661 939	12 041 499	3 808 751	9 736 164
7212502900	Flat-rolled iron/ not alloy, otherwiseplated or coated	10 660	21 759	30 466	74 009
7212509100	Other hoop,strip iron/ not alloy, width<400 mm	0	462 345	0	409 191
7212509200	Other flat-rolled iron/ not alloy,carbon<0.6%, thick > 1.5 mm	77 479	669 918	159 012	1 382 133
7212509900	Flat-rolled iron/ not alloy, otherwiseplated or coated	109 927	1 703 964	108 360	1 806 302
7212601000	Hoop,strip iron/ not alloy, clad width< 400mm	62 164	749 604	200 648	3 076 222
7212602000	Flat-rolled iron/ not alloy, carbon<0.6%,thick > 1.5 mm, clad	25 378	40 036	40 049	76 669
7212609000	Flat-rolled iron/ not alloy, clad	12 009	419 053	35 488	354 420
7213100000	Containing indentations,ribs,grooves ofcircular crosssection <= 50	0	48 264	0	80 330
7213200000	Other bars, rods, hot-rolled , in irreg.of free-cutting steel	254 016	1 386 030	343 036	2 607 070
7213911000	Bar,hot-roll,irreg. wound coil,iron/ non-alloy steel,less 14mm,for sc	1	314 848	71	213 816
7213912000	Bar,hot-roll,irreg. wound coil,iron/ non-alloy steel,less 14mm,for c	0	1 420 434	0	24 982 509
7213919000	Oth Bar,hot-roll,irreg. wound coil,iron/ non-alloy steel,oth free-cut	5 981 426	82 164 330	4 892 576	63 295 394
7213999000	Oth Bar,hot-roll,irreg. wound coil,iron/ non-alloy steel,circular less	2 017 538	16 787 205	2 057 390	17 720 664
7214101100	Oth bars,rods of iron, non-alloy steelforged,carbon<0.6%,circlr cro	899 659	8 785 267	620 216	6 773 831
7214101900	Oth bars,rods of iron, non-alloy steelforged,carbon<0.6%,not cir	257 296	3 025 554	318 486	4 741 017
7214102100	Oth bars,rods of iron, non-alloy steelforged,carbon>=0.6%,circlr cr	152 881	411 718	134 539	358 502
7214102900	Oth bars,rods of iron, non-alloy steelforged,carbon >= 0.6%,not cir	17 603	625 849	237 924	1 060 382
7214203100	Cont. indentation,rib,groove,carbon<0.6%circ. cross-section,for co	6 276	192 585	9 287	174 401
7214203900	Cont. indentation,rib,groove,carbon<0.6%circ. cross-sect. not for c	0	7 604	0	21 277
7214204900	Cont. indentation,rib,groove,carbon<0.6%not circ.cros.sec.not for	0	120 985	0	140 087
7214205900	Cont.indentation,rib,groove,carbon>=0.6%circ. cross-sect. not for	0	127	0	5 434
7214206900	Cont.indentation,rib,groove,carbon>=0.6%not circ.cros.sec.not for	0	418 322	0	366 704
7214300000	Other bars & rods, not forged, of free-cutting steel	134 665	1 277 981	230 555	1 631 798
7214911010	Concrete steel, hot-rolled,hot-drawn ,hot-extruded, carbon < 0.6%	445 258	8 378 240	212 821	3 441 197
7214911020	Shaft bars, manganese steel, hot-rolled,hot-drawn, hot-extruded, i	136 719	1 356 866	233 919	2 741 929
7214911090	Other bars & rods, hot-rolled,hot-drawn or hot-extruded, carbon <	212 382	3 951 516	206 706	3 787 262
7214912010	Concrete steel, hot-rolled,hot-drawn ,hot-extruded, carbon >= 0.6	13 775	1 538 071	30 704	2 576 154
7214912020	Shaft bars, manganese steel, hot-rolled,hot-drawn, hot-extruded, i	1 703	111 747	871	133 490
7214912090	Other bars & rods, hot-rolled,hot-drawn or hot-extruded, carbon >	69 600	1 779 479	95 334	2 025 258
7214991010	Carbon,oth than of circular cross-section: concrete steel	633 041	15 947 973	356 819	9 564 930
7214991020	Carbon, other than of circular cross-section:shaft bars; manganese	175 773	2 213 057	343 005	4 729 248
7214991090	Oth. carbon, other than of circularcross-section	46	17 345	867	56 042
7214999010	Oth. carbon, other than of circularcross-section concrete steel	6	6	682	682
7214999020	Oth. carbon, other than of circularcross-sect:shaft bars; manganese	6 537 818	73 549 535	6 712 776	74 515 579
7214999090	Oth.Than Concrete steel, Shaft bars,manganes steel	47 232	1 108 391	51 347	1 239 016
7215100000	Oth bars & rods of iron/ non-alloy steelfree-cutting steel,cold-form	382 830	5 648 405	597 262	9 356 944
7215501000	Oth bars & rods of iron/ non-alloy steelcontaining by weight 0.6% c	40 426	1 639 856	76 506	2 241 030
7215509100	Oth bars & rods of iron/ non-alloy steel,cont.carbon <0.6%,for conc	0	96	0	418
7215509900	Oth bars & rods of iron/ non-alloy steel,cont.carbon<0.6%,not for c	1 294 846	8 181 832	2 523 474	15 999 890
7215901000	Oth Mangan steel/ shaft bars,containingby weight less than 0.6% o	0	735 727	0	183 437
7215909000	Manganese steel/ shaft bars,containing byweight less than 0.6% of	276 158	4 077 206	272 537	4 192 271
7216100000	U, i or h sections , not further workedthan hot-rolled, of a height <	521 930	2 686 556	732 924	3 547 402
7216210000	L section of iron/ non-alloy steel, notworked than hot-rolled,of a h	86 717	4 454 967	82 828	3 654 203
7216220000	T section of iron/ non-alloy steel, notworked than hot-rolled,of a h	41 435	316 082	32 711	285 787
7216310000	U, I or H sections, not further workedU sections	443 000	7 383 587	401 989	5 948 844
7216320000	U, I or H sections, not further workedI sections	346 505	8 756 023	289 845	5 587 392
7216330000	U, I or H sections, not further workedH sections	914 082	32 977 556	834 911	27 339 997

I.3. IM POR M ENURUT KOM ODITI / IM PORT BY HS COM M ODITY
 *** NOVEM BER / NOVEM BER 2014 ***

H S	Uraian Komoditi Commodity Description	Berat Bersih / Net Weight (Kg)		Nilai / Value C.I.F (US\$)	
		Bulan ini Current Month	Kumulatif Cum.Jan. to date	Bulan ini Current Month	Kumulatif Cum.Jan. to date
7216400000	L/T sect,not further work than hot-rollhot-drawn/extrud,a height c	13 889	15 703 332	12 710	10 155 924
7216501000	Oth angles,shapes§ions,not furtherof a height of less than 80	256 451	2 068 241	190 797	1 840 574
7216509000	Oth angles, shapes & sect,not further ofa height of more than 80 r	1 252 881	21 814 648	1 043 220	19 269 063
7216610000	Angles,shapes§ions,not worked thancold-formed,obtain from	0	4 657	0	24 096
7216690000	Angle,shape§,not workthan cold formoth than obtain from fla	333 810	4 079 055	592 176	6 812 064
7216910000	Oth angles,shapes§,not further workcold form/finish from flat	25 934	672 165	27 230	555 507
7216990000	Oth angles,shapes§,not further workoth than cold form/finish	134 404	10 051 800	154 814	8 552 930
7217101000	Wire of iron/ non-alloy steel,not platd/ coated,cont.carbon < 0.25%	7 032 104	36 854 617	2 285 092	12 383 316
7217102200	Wire: bead,flat hard steel reed,prestresconcrete steel,0.25%>cont	30 918	1 561 590	99 176	2 438 918
7217102900	Other wire of iron or non-alloy steel,not plate/coated, 0.25%=< ca	1 297 518	17 415 380	970 100	14 180 911
7217103110	Prestressed concrete steel wire,contain carbon>=0.6% by weight	0	952 240	0	869 349
7217103190	Wire: spokes,bead,reed,free cut.steelcontain carbon>=0.6% by we	13 425	350 387	33 213	595 533
7217103900	Other wire of iron or non-alloy steel,not plated/ coated, cont. carb	964 598	10 580 691	764 151	9 821 948
7217201010	Wire of iron/ non-alloy steel,plated w/ zinc > 240gr/m2, cont.carbo	442 386	4 083 381	378 840	3 494 831
7217201090	Wire of iron/ non-alloy steel,plated w/ zinc <= 240gr/m2, cont.carb	5 134 619	20 806 237	1 637 643	7 076 078
7217202000	Wire of iron/ non-alloy steel,plated w/ zinc,cont.carbon>0.25% & <	21 252	230 661	97 135	956 857
7217209100	High carbon steel core wire,for almiumconductors steel reinforce	456	11 029	39 028	836 535
7217209900	Oth than high carbonsteel core wire,foraluminium conduct steel re	476 349	2 246 661	752 622	5 753 453
7217301100	Wire of iron/ non-alloy steel,plated orcoated with tin,cont.carbon .	0	197	0	2 260
7217301900	Wire of iron/ non-alloy steel,plated orcoated with out tin,cont.cart	2 210	118 745	18 684	276 604
7217302900	Wire of iron/ non-alloy steel,plated orcoated w/out tin,cont.0.25%	0	15 292	0	166 453
7217303110	Copper alloy coated w/brass of pneumaticrubbers tyre	2 139 187	19 786 545	2 759 475	25 517 267
7217303190	Copper alloy coated with other copperalloys of pneumatic rubbers	787 629	9 005 399	854 832	10 116 124
7217303200	Wire of iron/ non-alloy steel,plated/ coatwith tin, cont.carbon>=0.6	490 793	4 373 932	544 433	4 829 437
7217303900	Wire of iron/ non-alloy steel,plated/ coatw/ out tin & copper, cont.	89 559	2 265 040	269 481	4 306 446
7217901000	Oth wire iron/ non-alloy steel,plate/ coatwith other metals, 0.25%<	236 501	1 404 123	362 419	2 093 849
7217909000	Oth wire iron/ non-alloy steel,plate/ coatwith other metals, 0.25%>	25 998	260 207	55 757	763 741
7218100000	Ingots & oth primary forms of stainlesssteel	2 175	105 291	18 624	358 365
7218910000	Semi-finished prod.of stainless steel ofrectangulr (not square) cross	2 986	115 649	3 675	194 361
7218990000	Oth semi-finished prod.of stainlesssteel	527 326	5 430 614	4 059 447	42 210 675
7219110000	Flat-roll prod of stainless steel,hotrolled,in coil of a thick exceed 10	1 830 960	6 592 006	1 708 132	5 549 553
7219120000	Flat-roll prod of stainless steel,hotroled,in coil of a 4.75mm=<thick	494 547	5 892 688	753 659	11 081 106
7219130000	Flat-roll prod of stainless steel,hotrolled,in coil of a 3mm=<thick=<	4 277 638	58 725 195	5 546 265	95 333 830
7219140000	Flat-roll prod of stainless steel,hotrolled,in coil of a thickness<=3m	4 014 333	37 376 621	5 620 585	49 151 282
7219210000	Flat-roll prod of stainless steel,hotrolled,not in coil of a thick > 10n	305 418	5 829 033	800 300	12 492 308
7219220000	Flat-roll prod of stainless steel,hotroll,not in coil of 4.75mm=<thick	1 338 280	15 816 303	3 070 133	35 391 319
7219230000	Flat-roll prod of stainless steel,hotroll,not in coil of a 3mm=<thick<	1 216 898	10 077 036	2 745 432	21 063 436
7219240000	Flat-roll prod of stainless steel,hotrolled,not in coil of a thickness<	10 688	1 149 784	20 926	1 529 048
7219310000	Flat-rolled prod.of stainless steel,cold rolled, of a thickness >= 4.75	35 896	220 537	36 961	504 839
7219320000	Flat-rolled prod.of stainless steel,cold rolled, 3 mm =< thickness <	174 807	2 322 157	271 971	5 661 297
7219330000	Flat-rolled prod.of stainless steel,cold rolled, 1 mm < thickness < 3	4 700 311	42 048 234	7 154 349	71 616 241
7219340000	Flat-rolled prod.of stainless steel,cold rolled, 0.5 mm =< thickness	2 622 170	25 380 637	4 473 198	45 650 702
7219350000	Flat-rolled prod.of stainless steel, ofa thickness < 0.5 mm	795 308	9 590 236	1 346 993	18 371 407
7219900000	Oth flat-roll prod.of stainless steel,thick>=1.5mm & <125mm patte	951 059	9 864 680	708 922	10 080 961
7220111000	Hoop & strip of stainless steel, hotrolled,of a thick >= 4.75 mm,wic	214 009	1 824 910	393 319	3 724 139
7220119000	Hoop & strip of stainless steel, hotroled,of a thick >= 4.75 mm,wid	110 778	17 203 436	87 166	14 712 208
7220121000	Hoop & strip of stainless steel, hotrolled,of a thick < 4.75 mm,widt	12 285	394 682	76 808	1 278 945
7220129000	Hoop & strip of stainless steel, hotrolled,of a thick < 4.75 mm,widt	64 107	820 988	445 864	7 532 114
7220201000	Hoop & strip of stainless steel, coldrolled, width < 400mm	154 240	1 308 069	674 925	6 444 565
7220209000	Hoop & strip of stainless steel, coldrolled, width>400mm	353 135	3 394 928	670 798	7 389 274
7220901000	Hoop & strip of stainless steel, notcold rolled, width < 400mm	19 593	262 679	265 857	2 689 048
7220909000	Hoop & strip of stainless steel, notcold rolled, width > 400mm	382 970	9 609 339	674 088	16 556 526
7221000000	Bars & rods, hot-rolled,in irregularlywound coils, of stainless steel.	189 300	3 984 375	526 838	6 252 812
7222110000	Bars,rods, hot-rolled, in irregularly ofcircular cross-section	302 036	3 260 168	508 581	5 183 403
7222190000	Bars,rods, hot-rolled, in irregularly ofnot circular cross-section	3 293 363	19 785 483	2 143 823	15 831 618
7222201000	Bars,rods, cold-formed or cold-finishedof circular cross-section	140 182	1 930 840	513 844	8 707 280
7222209000	Bars,rods, cold-formed or cold-finishedof not circular cross-sectio	212 055	2 336 897	1 161 356	9 005 728
7222301000	Other bars and rods of circular cross-section	52 608	507 667	62 672	759 220
7222309000	Other bars and rods of not circularcircular cross-section	1 452 751	9 472 880	2 184 142	13 787 392
7222401000	Angles,shapes§ions,not further workthan hot-rolled,hot-draw	1 494 086	1 934 730	790 638	1 878 697
7222409000	Angles,shapes§ions, further workedthan hot-rolled,hot-drawr	112 663	2 716 746	256 454	4 128 565
7223000000	Wire of stainless steel having a cross-sectional dimension exceedir	1 237 520	12 797 001	4 482 552	49 711 204
7224100000	Ingots & oth primary forms of oth alloysteel	17 108 010	23 887 834	8 075 988	12 454 787
7224900000	Semi-finished prod. of oth alloy steel	2 133 645	38 694 850	1 669 032	32 678 735

I.3. IM POR M ENURUT KOM ODITI / IM PORT BY HS COM M ODITY
***** NOVEM BER / NOVEM BER 2014 *****

H S	Uraian Komoditi Commodity Description	Berat Bersih / Net Weight (Kg)		Nilai / Value C.I.F (US\$)	
		Bulan ini Current Month	Kumulatif Cum.Jan. to date	Bulan ini Current Month	Kumulatif Cum.Jan. to date
7225110000	Grain-oriented of silicon-elect steel awidth of 600 mm or more.	1 903 808	11 165 585	3 227 000	18 091 601
7225190000	Oth than Grain-orient of silicon-electsteel a width of 600 mm or m	976 470	21 330 912	1 055 459	19 944 693
7225301000	Flat-roll high speed steel,width>=600mm,not further worked than	0	1 912 511	0	1 105 182
7225309000	Flat-roll not high speed steel,w.>=600mmnot further worked than	1 676 405	26 131 681	1 469 721	22 426 663
7225401000	Flat-roll high speed steel,width>=600mm,not further work th hot-r	19 998	29 991 461	39 952	18 938 832
7225409000	Flat-roll not high speed steel,w.>=600mmnot further work th hot-r	1 802 466	32 198 566	2 375 996	35 410 251
7225501000	Flat-roll high speed steel,width>=600mm,not further worked than	0	527 637	0	611 453
7225509000	Flat-roll not high speed steel,w.>=600mmnot further worked than	11 265 083	142 522 536	9 439 147	113 438 143
7225919000	Oth flat-roll not hi.sped stel,w.>=600mmelectrolytically plated/coa	930 447	11 091 952	1 054 091	10 544 254
7225929000	Oth flat-roll not hi.sped stel,w.>=600mmotherwise plated or coate	1 846 315	39 835 813	1 729 269	30 345 226
7225991000	Oth flat-roll high speed steel,w.>=600mmotherwise plated or coat	0	609 580	0	532 506
7225999000	Oth flat-roll not hi.sped stel,w.>=600mmotherwise plated or coate	144 276	31 216 869	215 595	31 126 922
7226111000	Hoop & strip, grain-oriented of siliconelectrical steel, of a width <=	191 277	1 719 356	425 669	3 421 056
7226119000	Hoop & strip, grain-oriented of siliconelect steel, of a width >400 r	173 657	4 995 722	409 831	10 487 301
7226191000	Hoop,strip,oth than grain-orient ofsilicon elect steel,of a width<= 4	36 961	1 038 889	102 561	2 488 379
7226199000	Hoop,strip,oth than grain-orient ofsilicon elect steel,of width>400	74 523	2 278 354	84 927	3 689 344
7226201000	Hoop & strip of high speed steel of awidth <= 400 mm	0	1 055	0	15 037
7226209000	Hoop & strip of high speed steel of awidth > 400 mm, < 600mm	0	46 119	0	108 354
7226911000	Hoop,strip of oth alloy steel,hot rolledof a width <= 400 mm	398 674	1 792 443	964 251	3 745 790
7226919000	Hoop,strip of oth alloy steel,hot rolledwidth >400 mm, <=600mm	59 707	2 627 332	287 485	3 832 929
7226921000	Hoop,strip of oth alloy steel, coldrolled, of a width <= 400 mm	26 231	348 066	67 527	925 139
7226929000	Hoop,strip of oth alloy steel, coldrolled, width >400 mm, <= 600m	163 880	3 692 811	1 340 880	13 146 546
7226991100	Hoop & strip of oth alloy steel, width<= 400 mm,not further work	0	9 163	0	39 579
7226991900	Not hoop&strip of oth alloy steel, width<= 400 mm,not further wo	1 188	549 713	13 413	541 916
7226999100	Hoop&strip of oth alloy steel, w.>400mm& <= 600mm,plated/coat	46	26 822	1 604	80 065
7226999900	Hoop&strip of oth alloy steel, w.>400mm& <= 600mm,plated/coat	1 203 965	10 983 463	606 399	8 364 550
7227100000	Bars & rods, hot-rolled, in irregularlywound coils, of high speed ste	0	51 390	0	331 267
7227200000	Bars & rods, hot-rolled, in irregularlywound coils, of silico-mangan	3 696 774	27 245 857	2 051 166	16 619 464
7227900000	Oth bars & rods, hot-rolled, inirregularly wound coils	56 667 732	539 953 534	31 897 856	313 379 276
7228101000	Bars & rods, of high speed steel, ofcircular a cross-section	16	77 824	93	597 869
7228109000	Bars & rods, of high speed steel,not ofcircular a cross-section	57 699	550 597	223 909	2 372 103
7228201100	Bars&rods,silico-mangan steel,circular across-section,hot-roll/drav	84	139 948	1 074	133 905
7228201900	Bars&rods,silico-mangan steel,circularcross-section,not hot-roll/dr	0	1 567 027	0	1 654 083
7228209100	Bar&rod,silico-mangan steel,not circularcross-section,hot-roll/dra	0	48 670	0	71 016
7228209900	Bar&rod,silico-mangan steel,not circularcross-section,not hot-roll/	164 389	1 682 260	438 375	4 238 429
7228301000	Oth bars&rods,of silico-manganese steelof circular cross-section	18 401 032	104 612 443	16 989 021	106 314 937
7228309000	Oth bars&rods,of silico-manganese steelnot of circular cross-secti	4 857 613	116 161 223	5 131 442	116 141 728
7228401000	Oth bars,rods,not further worked thanforget, of circular cross-sect	53 374	844 358	134 291	2 217 157
7228409000	Oth bars,rods,not further worked thanforget, not of circular cross-	154 523	5 394 718	631 571	6 642 852
7228501000	Oth bars,rods,not formed/cold finishedof circular cross-section	668 174	7 695 299	1 334 170	16 321 771
7228509000	Oth bars,rods,not formed/cold finishednot of circular cross-sectio	3 776 282	36 240 852	2 264 055	29 871 754
7228601000	Other bars and rods : of circular cross-section	56 284	2 315 910	61 704	4 246 740
7228609000	Other bars and rods : not of circularcross-section	311 641	7 396 651	465 858	8 952 784
7228701000	Angles,shapes& sections,oth bars&rods,cross-section,hot-roll/drav	176 817	161 667 747	97 976	88 440 492
7228709000	Angles,shapes& sections,oth bars&rods,cross-section,not hot-roll/c	138 967	76 609 652	141 358	46 540 616
7228801100	Hollow drill bars,rods, weight >=0.6% ofcircular cross-section	42 240	351 921	270 315	1 886 782
7228801900	Hollow drill bars,rods, weight >=0.6%not of circular cross-section	8 110	153 777	7 597	145 586
7228809000	Oth. Hollow drill bars and rods	139 053	2 100 279	64 031	2 999 794
7229200000	Wire of silico-manganese steel	92 844	1 450 188	109 137	1 531 690
7229901000	Wire of other alloy steel. of high speedsteel	2 121	4 157 425	4 028	3 801 085
7229909010	Wire of other alloy steel. not of highspped steel,chromium>=0.5%	313 916	6 421 757	665 784	13 826 787
7229909090	Wire of other alloy steel. not of highspped steel,chromium<0.5%	3 188 825	26 790 099	4 448 640	38 447 723
7301100000	Sheet piling of iron or steel	1 285 731	19 568 035	902 184	14 901 854
7301200000	Angles, shapes and sections of iron orsteel	19 298	236 787	401 120	3 071 475
7302100000	Rails of iron or steel	376 072	23 847 608	417 863	22 070 428
7302300000	Switch-blades, crossing frogs,point rodsand other crossing pieces	2 551 460	5 490 479	6 315 538	10 999 005
7302400000	Fish-plates and sole plates of iron orsteel	87 315	1 850 552	117 936	2 156 684
7302901000	Sleepers, of iron or steel	71 586	111 498	248 544	644 085
7302909000	Other than sleepers, of iron or steel	255 018	3 669 948	678 620	10 308 341
7303001100	Hubless tubes and pipes	587 160	1 658 319	436 186	2 785 832
7303001900	Tubes and pipes with hub	600 791	9 679 254	552 207	9 557 723
7303009010	Hollow profiles, of cast iron with anexternal diameter < =100 mm	305 371	2 274 340	249 956	2 474 365
7303009090	Hollow profiles, of cast iron with anexternal diameter > 100 mm	1 668 558	9 670 926	1 834 249	18 456 035
7304110000	Tubes, pipes and hollow profiles,seamless, of stainless steel	555 847	6 588 126	2 505 443	25 337 419

I.3. IM POR M ENURUT KOM ODITI / IM PORT BY HS COM M ODITY
 *** NOVEM BER / NOVEM BER 2014 ***

H S	Uraian Komoditi Commodity Description	Berat Bersih / Net Weight (Kg)		Nilai / Value C.I.F (US\$)	
		Bulan ini Current Month	Kumulatif Cum.Jan. to date	Bulan ini Current Month	Kumulatif Cum.Jan. to date
7304190000	Oth.tube,pipe&hollow profile,seamless,line pipe of a kind use for c	17 918 962	154 656 649	20 296 688	194 017 313
7304220010	Oth.tube,pipes&hollow profile,seamless,unfinished drill pipe (gree	99	195 746	265	723 450
7304220090	Oth.tube,pipes&hollow profile,seamless,unworked pipe end	0	2 515 808	0	2 672 287
7304230010	Unfinished drill pipe (green pipe) withyield strength less than 75,0	510 622	1 970 185	527 487	3 281 299
7304230090	Oth. unfinished drill pipe (green pipe)	305 166	18 311 958	1 530 478	28 712 318
7304240010	Unfinsh case&tube, yield strgh<75000Psoth.of stanlss stel for drill	1 878 716	10 549 926	9 216 303	39 008 366
7304240090	Oth.unfinish casetube&unworked pipe endwith yield strength less	2 956	1 413 470	260 000	1 981 519
7304290010	Unfinish casetube&unworked pipe end withyield strength less tha	23 229 257	256 977 034	30 838 760	403 364 636
7304290090	Oth.unfinish casetube&unworked pipe endwith yield strength less	102 383	17 304 593	352 969	32 341 003
7304311000	Drillrod casing&tubing,w/ pin&box thread,cold-drawn/ rolled,circul	55 652	854 908	87 452	1 877 324
7304312000	High-pressure pipe,cold-drawn/ rolled,circular cross-section,iron/ a	4 109	382 306	18 753	1 028 890
7304314000	Circular cross-section,iron/ non-alloysteel,diameter<140mm&carb	109 866	353 142	157 711	470 751
7304319000	Circular cross-section,iron/ non-alloysteel,diameter>=140mm&carl	1 323 332	18 996 076	2 329 488	36 792 850
7304392000	Oth circ.cross-section,iron/ non-alloy,high-pressure pipe	5 400	190 212	6 208	335 326
7304394000	Oth circ.cross-section,iron/ non-alloy,steel,diameter<140mm&cart	16 459	272 413	25 723	555 165
7304399000	Oth circ.cross-section,iron/ non-alloy,steel,diameter>=140mm&car	1 401 805	10 657 998	2 947 069	25 119 361
7304410000	Cold-drawn or cold-rolled (cold-reduced)stainless steel	151 911	1 540 059	895 436	16 718 941
7304490000	Oth. Cold-drawn or cold-rolled (cold-reduced) stainless steel	127 685	3 107 361	721 449	18 982 068
7304511000	High press. conduits,of circular cross-sect.of oth alloy steel,cold ro	29 549	99 709	99 898	371 434
7304519000	Oth tubes/ pipes/ hollow profiles,seamlesscold rolled,crclr c-s of otl	57 578	356 736	308 635	1 807 871
7304590000	Oth.Drill rod casing&tubing with pin§.of oth alloy steel,cold rc	429 990	6 953 168	833 978	20 686 021
7304901000	Oth tubes/ pipes/ hollow profiles,seamleshigh-pressure pipe	114 361	3 907 569	289 688	9 760 121
7304903000	Oth tubes/ pipes/ hollow profiles,seamlesssteel,diameter<140mm&	3 623	115 962	8 304	294 031
7304909000	Oth tubes/ pipes/ hollow profiles,seamlesssteel,diameter>=140mm	1 854 041	17 235 196	2 968 515	45 479 224
7305110000	Lines pipe, for oil or gas longitudinalsubmerged arc welded of iron	6 663 835	42 232 484	22 908 130	60 030 038
7305121000	Electric Resistance Welded (FRW), usedfor oil/ gas pipe,external di	3 598 790	9 791 153	3 087 762	8 903 611
7305129000	Oth longitudinally welded, used for oilor gas pipe, external diamet	28 645	3 022 599	123 029	3 112 764
7305191000	Oth line pipe iron/ steel for oil,exter.diam.>406.4mm,spiral/ helic	0	29 135	0	65 986
7305199000	Oth line pipe iron/ steel for oil,exter.diam.>406.4mm,not spiral/he	92 766	654 727	95 413	3 886 223
7305200000	Casing of iron/ steel used in drillingfor oil/ gas external diameter 40	0	617 444	0	1 920 574
7305311000	Lines pipe, for oil or gas longitudinalwelded, stainless steel pipes&	27 268	993 990	91 017	43 469 521
7305319000	Lines pipe, for oil or gas longitudinalwelded,not stainless steel pip	0	7 659 660	0	37 434 259
7305391000	Oth.lines pipe,for oil/ gas longitudinalwelded,high-pressure pipe	0	467	0	12 861
7305399000	Oth.lines pipe,for oil/ gas longitudinalwelded,not high-pressure pi	90 084	142 328	95 212	164 224
7305900000	Oth.lines pipe,for oil/ gas longitudinaloth.stainless steel pipes & tu	2	32 387	57	2 976 777
7306111000	Line pipe,use for oil/ gas pipeline,weldeo of stainless steel,Electric R	1 261	444 926	9 773	2 025 759
7306112000	Line pipe,use for oil/ gas pipeline,weldestainless steel,spiral/ helic	0	24 204	0	217 995
7306119000	Line pipe,use for oil/ gas pipeline,weldeo of other steel	14 637	1 029 421	153 239	6 498 952
7306191000	Oth line pipe use for oil/ gas pipe weldeo th stainless steel,electron	4 230 165	16 710 054	4 456 209	16 266 985
7306192000	Oth line pipe use for oil/ gas pipe weldeo th stainles stel,spiral/ helic	0	94 136	0	124 558
7306199000	Oth line pipe use for oil/ gas pipe weldeo th stainles stel,not ERW&	29 255	3 813 117	79 902	7 284 418
7306210000	Casing&tubing of a kind use in drillingwelded, of stainless steel	6 031	253 425	37 264	1 259 021
7306290000	Oth.casing&tubing of a kind use in drilling,welded,of stainless stee	415 520	9 123 207	550 622	13 615 439
7306301010	Boilr tube weld,of circrlr cross-sect ofiron/ non ally stel intrnl diam	2	1 957 606	120	2 869 993
7306301020	Boilr tube weld,of circrlr cross-sect ofiron/ non ally stel intrnl diam	51 954	523 506	271 812	1 835 863
7306302010	Boilr tube weld,of single/ double walled,coppr plate,intrnl diamtr<	296 744	8 020 065	885 190	60 871 985
7306302020	Boilr tube weld,of single/ double walled,coppr plate,intrnl diamtr>	5 264	542 764	17 203	1 175 903
7306303000	Boilr tube weld,of single/ double walled,coppr plate,sheath pipe fo	13 511	59 299	22 614	220 317
7306304010	Oth welded,sircular cross-saction,highpressure pipe,intrnl diamtr<	94	9 845	1 300	28 673
7306304090	Oth welded,sircular cross-saction,highpressure pipe,intrnl diamtr>	0	40 468	0	62 342
7306309010	Oth.boilr tube weld,of single/ doublewelled,coppr plate,intrnl diam	136 960	1 619 176	671 805	8 655 930
7306309090	Oth.boilr tube weld,of single/ doublewalled,coppr plate,intrnl diam	2 078 187	23 711 150	2 288 246	25 593 082
7306401010	Oth.weld,of circrlr cross-section ofweld boilr tube w intrnl diamtr<	0	17 594	0	326 639
7306401020	Oth.weld,of circrlr cross-section ofweld boilr tube w intrnl diamtr>	19 731	67 424	31 742	428 970
7306402000	Welded boiler tubes of stainless steelwith internal diametre >12.5	99 994	1 913 286	240 755	4 583 420
7306403000	S'less steel pipes & tubes welded ofcircrlr cross sec. w extrl dmtr>1	197	191 384	3 459	3 439 784
7306409000	Oth,not welded of circular cross sect.with internal diameter > 12,5	1 373 284	13 039 153	2 943 971	26 824 082
7306501010	Oth.boilr tube,weld,of circlr cross-sectn,oth alloy steel int.dmtr<=1	176 421	237 155	505 719	626 604
7306501020	Oth.boilr tube,weld,of circlr cross-sectn,oth alloy steel int.dmtr>1	0	114 901	0	547 559
7306509010	Oth.boilr tube,weld,of circlr cross-high pressure conduits	0	140 156	0	1 609 146
7306509090	Oth.boilr tube,weld,of circlr cross-highpressure conduits	889 602	2 406 911	4 561 291	9 032 071
7306610010	Oth.boilr tube,weld,square/ rectangularcross sectin,with int.diamtr	19 485	875 158	64 588	1 026 971
7306610090	Oth.boilr tube,weld,square/ rectangularcross sectin,with int.diamtr	2 211 004	23 673 274	1 545 687	17 194 482
7306690010	Oth.boilr tube,non circrlr crss-sectionwith internal diameter<=12,!	0	6 589	0	25 023

I.3. IM POR M ENURUT KOM ODITI / IM PORT BY HS COM M ODITY
***** NOVEM BER / NOVEM BER 2014 *****

H S	Uraian Komoditi Commodity Description	Berat Bersih / Net Weight (Kg)		Nilai / Value C.I.F (US\$)	
		Bulan ini Current Month	Kumulatif Cum.Jan. to date	Bulan ini Current Month	Kumulatif Cum.Jan. to date
7306690090	Oth.boilr tube,non circular crss-sectionwith internal diameter>12,5i	0	11 283	0	68 666
7306901010	Bundy-weld pipes and tubes,with internaldiameter <= 12,5mm	53	123 704	5 300	295 263
7306901090	Bundy-weld pipes and tubes,with internaldiameter > 12,5mm	0	4 840	0	33 144
7306909010	Oth.thn bundy-weld pipes & tubes, withinternal diameter <= 12,5r	10 577	95 932	150 480	1 215 831
7306909090	Oth.thn bundy-weld pipes & tubes, withinternal diameter > 12,5m	1 423 848	7 787 827	2 058 395	12 175 371
7307111000	Cast fitting of non-malleable cast ironhubless tube or pipe fittings	59	73 385	2 557	202 406
7307119000	Cast fitting of non-malleable cast iron tube or pipe fittings with hut	3 065	140 618	19 190	1 483 842
7307190000	Cast fitting of other than non-malleablecast iron	174 127	1 218 765	614 708	4 473 666
7307211000	Oth pipe of stainless steel flangesinternal diameter<15cm	24 550	308 158	187 183	2 379 050
7307219000	Oth pipe of stainless steel flangesinternal diameter>=15cm	1 463 348	4 282 895	1 826 037	22 149 978
7307221000	Oth pipe,stainless steel threaded elbow,bends& sleeves,internal d	17 262	121 364	394 561	2 540 780
7307229000	Oth pipe,stainless steel threaded elbow,bends& sleeves,internal d	67 821	1 962 459	405 492	11 440 529
7307231000	Oth pipe,stainless steel butt welding,fittings, internal diameter<15	34 163	1 519 330	142 926	4 786 080
7307239000	Oth pipe,stainless steel butt welding,fittings, internal diameter>=1	730 896	9 257 377	2 940 201	37 617 974
7307291000	Oth stainlss steel oth.than flanges,buttwelding,threaded elbow,be	20 858	2 809 414	226 953	3 259 541
7307299000	Oth stainlss steel oth.than flanges,buttwelding,threaded elbow,be	672 244	11 169 036	3 742 771	47 929 360
7307911000	Oth tube or pipe fittings flanges,internal diameter<15cm	313 792	3 776 859	410 442	7 497 516
7307919000	Oth tube or pipe fittings flanges,internal diameter>=15cm	810 119	12 059 283	2 589 866	28 549 552
7307921000	Oth tube/pipe fittings threaded elbows,bends& sleeves,internal dia	12 309	173 096	98 876	1 318 369
7307929000	Oth tube/pipe fittings threaded elbows,bends& sleeves,internal dia	47 450	1 005 603	347 041	6 705 486
7307931000	Oth tube/pipe fittings,butt weldingfittings,internal diameter<15cr	588 261	3 981 908	845 934	6 840 477
7307939000	Oth tube/pipe fittings,butt weldingfittings,internal diameter>=15c	699 402	8 443 153	1 619 280	35 501 928
7307991000	Oth tube/pipe fittings,not butt welding/ flanges/ elbows,internal dia	91 464	1 298 681	1 023 550	15 362 186
7307999000	Oth tube/pipe fittings,not butt welding/ flanges/ elbows,internal dia	316 715	6 179 223	3 895 237	55 404 893
7308101000	Bridges and bridge sect. w prefab'tedtype joined by shear connect	67 808	8 859 253	90 565	29 174 943
7308109000	Other bridges and bridge sections	441 944	3 276 836	779 302	6 999 813
7308201100	Towers with prefabricated modular typejoined by shear connector	0	1 537 823	0	2 601 132
7308201900	Other towers	628 313	6 687 048	2 720 509	20 266 203
7308202100	Lattice masts w prefabricated modular type joined by shear connec	8 582	41 983	31 150	238 938
7308202900	Other lattice masts	1 118 994	24 960 069	1 904 694	70 865 413
7308300000	Doors, windows and their frames & threshold for doors	152 715	2 545 095	531 859	9 301 527
7308401000	Equip. for scaffolding w prefabricatedmodlr type joined by shear c	1	484 406	33	152 857
7308409000	Other equipment for scaffolding, shuttering, propping or pit propp	1 778 420	14 218 911	2 351 789	18 072 190
7308902000	Other, prefabricated modular type joinedby shear connectors	1 515 691	17 476 010	5 242 940	28 513 479
7308904000	Oth corrug,curved/ bent galv'd plt f ass'bly,into undgrnd conduits&	8 867	898 588	8 741	2 999 693
7308905000	Other structures & parts of structures,rail for ships	11 597	81 347	56 509	110 400
7308906000	Other structures & parts of structures,perforated cable trays	14 117	435 134	84 865	1 733 275
7308909200	Other structures & parts of structures,guardrails	32	925 036	15 724	1 110 974
7308909900	Other structures & parts of structures,not guardrails	10 473 072	108 240 597	18 336 646	235 466 086
7309001100	Reservoir,tank,vat& similar,of iron/ steel,cap.>300ltr,lined/ heat-ins	2 912	676 832	25 722	1 959 291
7309001900	Reservoir,tank,vat& similar,of iron/ steel,cap.>300ltr,not lined/ heat	28 692	3 646 150	226 691	14 445 504
7309009100	Oth reservoi,tank,vat& similar,iron/ steel,cap.>300ltr,lined/ heat-ins	9 971	456 731	51 817	5 809 400
7309009900	Oth reservoi,tank,vat& similar,iron/ steel,cap.>300ltr,not lined/ hea	952 644	9 284 146	3 940 208	60 198 084
7310101000	Tank,cask,drum,can,boxe& similar,capacity>50L& <=300L,of tinplat	15 687	272 025	48 179	984 606
7310109010	Tank,cask,drum,can,boxe& similar,cap.>50L& <=300L,not tinplate,s	17 498	93 467	51 696	357 271
7310109020	Tank,cask,drum,can,boxe& similar,cap.>50L& <=300L,not tinplate,s	248 505	710 181	2 969 707	4 852 563
7310109090	Tank,cask,drum,can,boxe& similar,cap.>50L& <=300L,not tinplate,n	276 293	7 065 581	423 485	14 405 154
7310211010	Cans <1L,closed by soldering of iron/ steel casting in the rough	72 477	422 777	182 279	1 330 634
7310211020	Cans <1L,closed by soldering of iron/ steel forging or stamping in	0	8 001	0	43 337
7310211090	Oth.cans <1L,closed by soldering of iron/ steel	52 712	599 852	188 561	2 310 907
7310219100	Oth.cans >1L & <50L,closed by solderingof iron/ steel	117 904	725 174	383 234	2 867 069
7310219910	Cans >1L & <50L,closed by soldering ofiron/ steel casting in the rou	0	24 691	0	335 069
7310219920	Cans >1L & <50L,closed by soldering ofiron/ steel forging or stampi	0	43 493	0	58 533
7310219990	Oth.cans >1L & <50L,closed by solderingof iron/ steel	207 753	1 079 423	558 705	3 356 619
7310291010	Cans <1L,not soldering of iron/ steelcasting in the rough	2	82	1 902	2 077
7310291020	Cans <1L,not soldering of iron/ steel forging or stamping in	0	5 082	0	23 433
7310291090	Oth.cans <1L,not soldering of iron/ steel	116 590	1 264 337	458 410	4 606 591
7310299100	Oth.cans >1L & <50L,not soldering ofiron/ steel	15 588	348 514	76 825	2 713 392
7310299910	Cans >1L & <50L,not soldering of iron/ steel casting in the rough	562	4 437	13 213	119 235
7310299920	Cans >1L & <50L,not soldering of iron/ steel forging or stamping in	595	135 354	3 619	469 921
7310299990	Oth.cans >1L & <50L,not soldering ofiron/ steel	159 127	1 080 266	538 466	4 343 652
7311002100	Cont'ners for compressed/liquefied gasseamless stl cylinders, cap	66 582	838 923	176 071	1 922 703
7311002200	Cont'ners for compressed/liquefied gas,seamless stl cylinders,cap.	1 236 407	6 481 985	1 755 695	9 254 186
7311002900	Cont'ners for compressed/liquefied gasseamless stl cylinders,capa	343 733	4 957 414	1 520 544	21 925 644

I.3. IM POR M ENURUT KOM ODITI / IM PORT BY HS COM M ODITY
***** NOVEM BER / NOVEM BER 2014 *****

H S	Uraian Komoditi Commodity Description	Berat Bersih / Net Weight (Kg)		Nilai / Value C.I.F (US\$)	
		Bulan ini Current Month	Kumulatif Cum.Jan. to date	Bulan ini Current Month	Kumulatif Cum.Jan. to date
7311009310	Other containers of iron or steel with capacity <=7,3L	0	2 959	0	1 206
7311009390	Other containers of iron or steel with capacity >7,3L & <30L	0	105 900	0	191 799
7311009400	Other containers of iron or steel capacity >=30L & <110L	8 232	209 643	12 960	320 585
7311009900	Other containers of iron or steel capacity >=110L	311 244	2 481 734	1 200 002	11 927 905
7312101000	Stranded wr, ropes & cables for locked coil, flattened strands & non rott	45 729	595 545	82 767	2 453 306
7312102000	Stranded wire, rope & cables by plated / coated with brass, & of a nom	928 385	10 876 785	1 863 214	22 466 891
7312109110	Other stranded wire, rope and cables prestressed concrete strand w	889 445	11 291 742	671 070	9 170 391
7312109190	Other stranded wire, rope and cables not prestressed concrete strai	72 412	1 754 004	444 874	7 053 100
7312109900	Stranded wire, rope and cables with stranded wire of diameter of >	773 365	8 170 946	2 092 623	25 822 757
7312900000	Oth stranded wire, rope and cables, plaitd bnds, slings & of ir/ stl not	294 427	3 447 029	803 263	9 562 881
7313000000	Barbed wr of iron/ steel; twisted hoop & of a kind used f fencing of	147 013	2 965 038	139 825	2 910 043
7314120000	Woven cloth with endless bands for machinery, of stainless steel	10 109	75 832	186 211	1 514 363
7314140000	Woven cloth, of stainless steel	110 059	1 069 234	377 058	4 706 848
7314191000	Endless bands for machinery oth thn of stainless steel	784	4 838	11 335	72 346
7314199000	Other woven cloth, not stainless steel	37 941	517 721	122 570	1 825 494
7314200000	Grill & fencing, welded at the intersect of wr wth a max. sect. d >3mm	126 464	2 107 110	146 878	2 264 513
7314310000	Other grill, netting & fencing, welded at the intersect. by pltd/ coatd	1 133 019	9 794 584	1 096 396	9 601 338
7314390000	Oth grill, netting and fencing, welded at the intersection	937 638	8 282 097	427 278	4 787 157
7314410000	Oth cloth, grill, netting and fencing by plated or coated with zinc	166 595	1 640 259	104 099	1 253 256
7314420000	Oth cloth, grill, netting and fencing by coated with plastics	0	18 483	0	21 757
7314490000	Oth cloth, grill, netting and fencing	258 792	2 583 214	440 896	3 118 154
7314500000	Expanded metal	135 885	1 881 614	76 516	1 183 174
7315111000	Roller chain for bicycles of mild steel	1 223 493	12 542 390	1 366 815	20 868 121
7315119100	Oth mild steel for roller chain, transmisspitch length >=6mm & <32mr	34 624	458 584	256 465	3 791 440
7315119900	Oth mild steel for roller chain, transmisspitch length >32mm	483 876	4 729 567	1 470 843	16 222 070
7315121000	Other roller chain of mild steel bicycle or motorcycle chain	226 629	2 213 633	328 920	4 383 169
7315129000	Other roller chain of mild steel not bicycle or motorcycle chain	628 413	5 931 239	1 440 248	16 306 306
7315191000	Roller chain part for bicycles of motorcycle chain	5 408	100 848	54 552	960 685
7315199000	Roller chain part not for bicycles of motorcycle chain	91 383	2 094 871	504 839	8 278 667
7315200000	Skid chain of mild steel	36 810	571 183	35 510	1 105 245
7315810000	Stud-link of mild steel	344 300	3 120 608	325 307	11 469 354
7315820000	Other, welded link of mild steel	213 389	4 430 748	418 934	8 041 402
7315891000	Other chain for bicycles of mild steel	248 992	2 572 704	1 548 177	17 165 970
7315899000	Other chain of mild steel not for motorcycle and bicycles	92 444	2 149 268	288 682	6 146 871
7315902000	Other parts of chain for motorcycles and bicycles	104 600	765 859	164 671	1 331 667
7315909000	Other parts of chain not for motorcycle and bicycles	122 077	683 223	600 323	4 625 561
7316000000	Anchors, grapnels and parts thereof, of iron or steel	285 578	5 562 702	702 394	15 361 036
7317001000	Wire nails	1 134 442	9 110 023	687 925	4 647 249
7317002000	Staples	424 351	4 127 250	375 466	3 326 510
7317009010	Dog spikes for rail sleepers, carding -tacks & similar articles, of iron o	19 047	498 592	12 972	834 313
7317009090	connector & anti-splitting, connector and Hob nails for footwear, rii	2 822 268	24 457 070	1 011 111	11 087 554
7318110000	Threaded articles for coach screws	175 637	1 571 716	331 931	2 685 085
7318120000	Other wood screws with an external diameter not exceeding 16 mr	99 002	1 336 459	158 670	2 239 041
7318130000	Screw hooks and screw rings with an external dmtr not exceeding 1	130 104	871 077	798 008	7 212 577
7318140000	Self tapping screw with an external diameter not exceeding 16 mm	327 736	4 585 001	670 546	8 628 543
7318150000	Screw metal with/ without nuts/ washers with an external diameter	5 222 909	50 888 942	21 998 644	260 542 906
7318160000	Nuts with an external diameter not exceeding 16 mm	1 686 830	15 716 918	7 803 342	89 717 332
7318190000	Other threaded articles of an external diameter not exceeding 16 n	817 171	7 770 208	3 525 473	41 040 409
7318210000	Non threaded artic. for spring washers & oth lock washers w an ext	119 270	953 542	1 316 135	10 324 461
7318220000	Other washers with an external diameter not exceeding 16 mm	320 202	4 136 568	4 143 254	56 094 848
7318230000	Rivet with an external diameter not exceeding 16 mm	63 153	738 434	356 879	6 058 231
7318240000	Cotters & cotters pins with an external diameter not exceeding 16 r	320 454	2 701 028	2 212 382	26 158 471
7318290000	Oth non threaded articles with an external diameter <= 16 mm	1 262 108	18 297 936	8 305 600	115 064 454
7319400000	Safety pins	246 827	2 960 333	2 408 521	31 818 281
7319901000	Sewing, darning, and brodyary needles	5 572	146 913	24 794	370 170
7319909000	Other needles, not for sewing	50 568	657 844	178 764	2 784 400
7320101100	Leaf springs & leaves for motor vehicles, >10 persons, gross weight	28 457	1 294 005	479 244	6 172 249
7320101900	Leaf springs & leaves for motor vehicles, gross weight >24T	42 864	560 265	304 579	2 084 677
7320109000	Other leaf springs and leaves	102 045	1 060 757	496 598	8 423 650
7320201000	Helical springs for motor vehicles	151 182	1 993 492	1 427 076	19 540 112
7320209000	Other Helical springs for motor vehicles	343 767	2 635 683	2 079 530	20 374 382
7320901000	Other springs and leaves for motor vehicles	80 879	1 309 737	770 643	12 932 571
7320909000	Other springs and leaves	158 110	1 832 528	1 558 464	15 425 554
7321110000	Cooking appliances and plate warmers For gas fuel or for both gas :	154 479	1 983 364	826 373	9 198 223

I.3. IM POR M ENURUT KOM ODITI / IM PORT BY HS COM M ODITY
***** NOVEM BER / NOVEM BER 2014 *****

H S	Uraian Komoditi Commodity Description	Berat Bersih / Net Weight (Kg)		Nilai / Value C.I.F (US\$)	
		Bulan ini Current Month	Kumulatif Cum.Jan. to date	Bulan ini Current Month	Kumulatif Cum.Jan. to date
7321120000	Cooking appliances and plate warmers with liquid fuel	0	4 825	0	16 852
7321190000	Other Cooking appliances & plate warmersincluding appliances for	41 046	262 917	194 454	1 111 707
7321810000	Other appliances with gas fuel or forboth gas and other fuels	30 201	445 490	20 777	864 605
7321820000	Other appliances with liquid fuel	0	11 049	0	22 912
7321890000	Other appliances with solid fuel	6 793	27 002	53 292	165 938
7321901000	Oth cooking appliances& plate warmersof burner for kerosene stc	0	3 265	0	18 123
7321902000	Other Cooking appliances and platewarmers	494 472	2 978 750	2 444 038	14 411 565
7321909000	Other Cooking appliances and platewarmers	589 890	5 044 075	920 309	8 449 115
7322110000	Radiators and parts of cast iron	12 980	33 828	19 208	194 038
7322190000	Other parts of radiators	11 714	333 006	219 096	3 773 806
7322900000	Other radiators for central heating	18 618	620 498	163 937	3 509 721
7323100000	Iron/steel wool; pot scourers& scouringor polishing pads, gloves ar	184 216	1 119 483	228 400	1 852 761
7323911000	Kitchenware of cast iron, not ennamelled	72 594	949 453	108 343	2 694 699
7323912000	Household articles of cast iron notenamelled	729	2 829	7 558	22 558
7323919000	Household articles of cast iron notenamelled	25 192	457 738	51 704	608 669
7323920000	Household articles of cast iron,enamelled	49 293	595 040	19 028	360 759
7323931000	Kitchenware of stainless steel	1 112 020	9 202 648	1 453 608	15 142 100
7323932000	Other household articles of stainlesssteel	1 885	8 303	1 446	17 602
7323939000	Other household articles of stainlesssteel	1 069 529	9 349 286	1 320 915	11 360 578
7323940000	Household of iron(oth. than cast iron)or steel, enamelled	239 309	2 801 387	134 892	1 777 846
7323991000	Other kitchenware	227 434	2 761 636	263 583	3 720 872
7323992000	Ashtrays	0	11 549	0	19 056
7323999000	Other household articles of ironor steel	258 222	2 366 295	577 093	4 668 413
7324101000	Kitchen sinks of stainless steel	403 147	2 530 175	588 402	5 373 332
7324109000	Snks and wash basins, of stainlesssteel, oth than kitchen sink	60 930	645 232	174 389	1 450 574
7324211000	Bath of cast iron, whether ornot enamelled	9 680	94 710	56 000	452 683
7324219000	Of cast iron, whether or not enamelled,not long bathtubs	2 422	28 132	12 685	36 686
7324290000	Oth sanitary	7 984	288 045	76 275	1 356 882
7324901000	Sanitary ware for flushing water closets or urinals (fixed type)	650	16 743	725	56 382
7324903000	Sanitary ware of bedpans,urinals (portable type) and chamber po	893	895	6 088	6 650
7324909100	Part of kitchen sinks or bathtubs	18 936	101 574	54 765	294 587
7324909300	Part of flushing water closeta or urinals (fixed type)	5 612	26 340	40 773	125 266
7324909900	Oth sanitary ware and parts	233 053	2 789 914	417 080	5 402 175
7325102000	Manhole covers, gratings and frames therefor	290 011	791 638	299 766	1 490 689
7325109090	Spouts and cups for not latex collection	183 399	984 099	178 796	1 299 035
7325910000	Grinding balls and similar articles formills	811 039	6 296 975	1 106 345	8 876 347
7325992000	Manhole covers, gratings and frames therefor	5 448	381 858	10 048	1 280 857
7325999000	Oth than cast articles of iron or steel	130 028	1 501 816	697 675	7 330 028
7326110000	Grinding balls and similar articles formills	5 042 179	43 150 715	5 937 117	51 321 678
7326190000	Other articles or iron or steel but notforged or stamped	1 654 977	22 763 667	8 533 280	108 912 804
7326205000	Poultry cages and the like articles ofiron or steel wire	607 567	4 358 723	899 172	7 014 705
7326209000	Poultry cages and the like oth thanarticles of iron or steel wire	558 801	4 166 194	1 224 906	10 995 377
7326901000	Ships' rudders not forged or stamped	17 068	292 240	204 119	2 406 381
7326903000	Stainless stl shield& clamp assembly wthruhb.sl for hubless cast iro	84 233	1 722 237	589 458	11 358 945
7326906000	Bunsen burners	16 572	445 628	185 641	2 889 399
7326907000	Stainless steel shield, clamp assemblyhorses shoes, riding boot spu	28	91 787	1 129	336 121
7326909100	Cigarette cases and boxes	155	16 344	8 955	277 551
7326909910	Spouts and cups for latex collection	866	42 766	13 286	890 016
7326909920	Rat traps but not forged or stamped	0	8 545	0	21 253
7326909990	Other articles not forged or steamed	5 957 919	48 550 773	33 799 181	282 780 296
7401000000	Copper mattes, cement copper(precipitated copper)	0	176 285	0	3 399 436
7402000000	Unrefined copper, copper anodes forelectrolytic refining.	744	42 655	11 569	332 693
7403110000	Refined copper for cathodes and sections of cathodes	9 958 356	100 156 872	69 637 967	713 731 149
7403120000	Refined copper for wire-bars	102	3 768	609	28 723
7403130000	Refined cooper for billets	3 127	8 193	26 050	72 496
7403190000	Other refined copper	73 848	627 473	678 077	5 875 267
7403210000	Copper alloys for copper-zinc basealloys (brass)	489 430	4 021 860	2 776 218	25 260 179
7403220000	Copper alloys for copper-tin base alloys(bronze)	173 480	1 419 065	1 176 622	8 495 554
7403290000	Copper alloys for oth copper alloys(oth than master alloys of head	7 013	186 139	944 139	11 309 589
7404000000	Copper waste and scrap	2 765 244	8 831 475	17 773 315	56 281 281
7405000000	Master alloys of copper	13 369	89 350	31 464	947 833
7406100000	Powders of non-lamellar structure	29 193	428 382	278 169	4 540 736
7406200000	Powders of lamellar structure flakes	20 824	430 716	207 788	5 101 489
7407103000	Profiles of refined copper	17 106	49 864	160 509	388 559

I.3. IM POR M ENURUT KOM ODITI / IM PORT BY HS COM M ODITY
***** NOVEM BER / NOVEM BER 2014 *****

H S	Uraian Komoditi Commodity Description	Berat Bersih / Net Weight (Kg)		Nilai / Value C.I.F (US\$)	
		Bulan ini Current Month	Kumulatif Cum.Jan. to date	Bulan ini Current Month	Kumulatif Cum.Jan. to date
7407104000	Bar and rods of refined copper	392 976	3 643 948	2 657 345	25 384 311
7407210000	Of copper-zinc base alloys (brass)	169 668	2 348 100	883 403	13 697 851
7407290000	Other of copper alloys	48 586	587 826	228 920	5 429 595
7408111000	Of which the maximum cross sectional dimension does not exceed 1	230 845	1 070 368	1 701 755	8 302 963
7408119000	Copper wire of which does exceed 14 mm	4 119	448 532	37 271	1 393 370
7408190000	Other wire of refined copper	624 735	9 054 978	2 821 038	53 245 458
7408210000	Of copper-zinc base alloys (brass)	91 824	1 096 793	700 364	8 837 535
7408220000	Of copper-nickel base (cupro-nickel) or copper-nickel-zinc base/ nickel	4 959	35 699	50 907	477 983
7408290000	Other copper alloys for copper wire	101 450	1 118 620	459 949	7 031 673
7409110000	Copper plates, sheets and strips, of refined copper in coils	181 464	1 180 596	1 624 372	10 464 460
7409190000	Copper plates, sheets and strips, of refined copper, not in coils	38 255	1 454 471	714 989	13 017 878
7409210000	Copper plates, sheets, strips, of copper-zinc base alloys (brass), in coils	485 527	5 565 963	3 682 978	41 667 592
7409290000	Copper plates, sheets, strips, of copper-zinc base alloys (brass), not in coils	166 549	2 538 869	873 471	13 024 295
7409310000	Copper plates, sheets, strips, of copper-tin base alloys (brass), in coils	167 233	2 236 271	3 331 598	21 155 201
7409390000	Copper plates, sheets, strips, of copper-tin base alloys (brass), not in coils	12 002	300 732	68 867	1 522 999
7409400000	Copper-nickel base alloy (cupro-nickel), copper-nickel-zinc base alloy	23 145	768 415	195 943	7 022 719
7409900000	Other copper alloys, unrefined	16 187	159 819	143 077	1 134 578
7410110000	Copper foil, refined, thickness < 0.15 mm, not backed	120 935	1 082 146	1 083 373	9 372 930
7410120000	Copper alloys, refined, thickness < 0.15 mm, not backed	91 411	816 399	1 040 813	8 145 588
7410210010	Copper foil reinforced sheets/ plates of polyamide, of refined copper	2 094	9 929	4 575	68 257
7410210020	Copper foil reinforced sheets/ plates of polyamide, Copper clad laminate	161 248	3 957 921	1 290 360	23 190 550
7410210090	Reinforced sheets/ plates of polyamide, copper clad laminate not further processed	9 609	69 747	46 484	576 046
7410220000	Reinforced sheets/ plates of polyamide, of copper alloys, unrefined	427	6 403	6 144	156 350
7411100000	Copper tubes & pipes of refined copper	1 385 279	7 574 124	5 674 570	48 515 323
7411210000	Copper tubes & pipes of copper alloys with copper-zinc base alloys	173 323	1 542 616	1 123 435	12 190 821
7411220000	Copper tubes & pipes of copper alloys with cupro-nickel or nickel-silver	14 979	107 367	274 191	1 886 132
7411290000	Other copper tubes and pipes	1 250 631	10 536 301	2 465 787	24 862 707
7412100000	Copper tube or pipe fittings of refined copper	2 650	113 384	22 699	537 173
7412201000	Copper tube or pipe fittings of copper-zinc base alloys (brass)	42 557	556 268	527 859	7 021 255
7412209000	Copper alloys, not brass, refined	114 940	1 130 994	400 187	3 882 507
7413001000	Stranded wire, cable & etc, not electrical insul. a diameter not exceeding 28,28 mm	15 418	440 860	217 299	3 833 787
7413009000	Stranded wire, cable & etc, not electrical insul. a diameter > 28,28 mm	17 962	1 072 486	191 609	4 643 726
7415101000	Nails & tacks, drawing pins, staples of copper iron or steel with head	2 258	78 760	45 769	259 210
7415102000	Staples and similar articles of copper	467	7 214	2 618	21 816
7415109000	Tacks, drawing pins, staples & similar articles	26 645	141 477	139 859	2 926 981
7415210000	Washers (including spring washers) but not threaded	39 253	302 701	162 314	2 023 211
7415290000	Other articles of copper, not threaded	6 206	48 998	128 676	1 057 580
7415331000	Screws	38 085	493 475	351 260	4 982 520
7415332000	Bolts and nuts	183 154	1 044 774	706 314	4 681 534
7415390000	Other threaded articles	15 432	134 586	154 361	1 577 570
7418101000	Pot scourers and scouring or polishing pads, gloves and the like	498	12 592	1 237	45 294
7418103000	Cooking/ heating apparatus of kind used for household purposes, not further processed	49	21 334	85	26 199
7418109000	Other household articles and parts thereof of coppers	995	17 276	4 347	75 367
7418200000	Sanitary ware and parts thereof	36 701	415 801	318 676	3 487 519
7419100000	Chain and parts thereof of copper	6 555	78 664	11 752	331 102
7419910010	Fittings for fire hoses, of copper	9 757	24 350	11 616	174 311
7419910020	Reservoirs, tanks, vats and similar containers not fitted of copper	46 308	119 510	257 156	1 269 572
7419910030	Electroplating anodes, machine belt fastener, fittings for ships/ other	22 158	152 526	225 016	2 168 965
7419910090	Other table, kitchen, cast, moulded, stamped / forged but not further processed	22 602	451 408	335 449	10 446 395
7419993100	Coil grill and netting of copper wire for machinery	1 696	33 059	24 045	513 502
7419993900	Grill and netting of copper wire cloth suitable for making mosquito	305	9 621	4 505	137 656
7419994000	Other grill and netting of copper wire springs	13 224	160 217	83 438	1 499 280
7419995000	Other grill and netting of copper wire cigarette cases or boxes and	6	107	3 566	9 234
7419996000	Cooking/ heating apparatus, other than of a kind used for domestic purposes	291	4 519	7 422	22 409
7419997000	Articles specially designed for use during religious rites	0	12 861	0	19 089
7419999010	Electroplating anodes, machine belt fastener, fitting for ships, for fire	133 585	851 610	441 400	3 546 257
7419999020	Similar containers not fitted with mech./ thermal equip. of a capacity of	6 154	43 038	14 992	192 717
7419999090	Other articles of non copper	95 215	636 299	627 002	6 264 343
7501100000	Nickel mattes	0	208	0	1 477
7501200000	Nickel oxide sinters & other intermediate products of nickel metallurgy	0	8 000	0	14 800
7502100000	Unwrought nickel, not alloyed	35 924	705 697	697 227	11 988 554
7502200000	Unwrought nickel alloys	4	3 968	279	61 409
7504000000	Nickel powders and flakes	2 075	65 054	58 900	1 215 404
7505100000	Bars, rods and profiles of nickel, not alloyed	9	15 671	909	374 484

I.3. IM POR M ENURUT KOM ODITI / IM PORT BY HS COM M ODITY
***** NOVEM BER / NOVEM BER 2014 *****

H S	Uraian Komoditi Commodity Description	Berat Bersih / Net Weight (Kg)		Nilai / Value C.I.F (US\$)	
		Bulan ini Current Month	Kumulatif Cum.Jan. to date	Bulan ini Current Month	Kumulatif Cum.Jan. to date
7505120000	Bars, rods & profiles of nickel alloys	1 744	115 417	14 109	1 924 447
7505210000	Wire of nickel, not alloyed	921	50 499	59 924	1 074 671
7505220000	Wire of nickel alloys	84 877	1 561 665	2 104 225	16 932 388
7506100000	Nickel plates, sheets, strip& foil ofnickel, not alloyed	1 666	64 720	22 233	1 213 722
7506200000	Nickel plates, sheets, strip and foil ofnickel alloys	11 225	345 870	341 877	5 889 577
7507110000	Tubes and pipes of nickel, not alloyed	7	3 836	2 512	62 508
7507120000	Tubes and pipes of nickel alloys	1 687	34 526	48 731	1 184 804
7507200000	Tube or pipe fittings	279 147	404 510	3 223 398	5 409 489
7508100000	Cloth, grill and netting, of nickel wire	34	20 050	5 243	945 743
7508903000	Bolts and nuts of non nickel	516	32 587	3 876	250 314
7508904000	Other articles suitable for use inbuilding of non nickel	134	219 459	8 596	280 049
7508905000	Electroplating anodes,wrought orun-wrought, including those proc	2 437	54 963	66 790	1 618 347
7508909010	Screens for printing machines	26 031	342 065	309 171	4 282 563
7508909090	Other articles of nickel	1 236	19 056	108 567	1 768 050
7601100000	Unwrought aluminium, not alloyed	3 465 342	57 974 643	8 430 521	126 819 057
7601200000	Unwrought aluminium alloys	16 499 896	176 103 284	40 445 061	408 014 590
7602000000	Aluminium waste and scrap	5 004 832	47 639 113	8 269 855	77 170 614
7603100000	Aluminium powders of non lamellarstructure	99 004	1 699 569	256 709	3 289 271
7603200010	Aluminium flakes of lamellar structure	56	51 107	743	186 822
7603200020	Aluminium powders of lamellar structure	2 374	497 985	37 771	2 720 375
7604101000	Aluminium bars and rods not alloyed	300 811	4 018 804	488 303	8 403 064
7604109010	Profiles suitable for use as heat sinkwith cross-sect.dimention <17.	25 341	287 869	263 682	2 561 455
7604109090	Oth Aluminium profiles suitable for useas heat sink	1 068 093	8 783 675	1 417 881	12 479 802
7604211000	Perforated tube profile for evaporatorcoils of mtr vehicle ac mach	648	47 034	472	232 027
7604219000	Oth hollow profiles of aluminium alloys	346 520	3 154 869	1 035 181	10 463 249
7604291000	Extruded bars and rods not surfacetreated	244 281	1 195 034	336 525	2 655 427
7604293000	Y-shaped profiles for zip fasteners, incoils of non aluminium alloys	1 929	45 989	21 075	255 384
7604299000	Other extruded bars, rods and profilesof non aluminium alloys	318 605	2 829 625	757 608	9 689 456
7605110000	Alum. wire of not alloyed which the max.cross-sect'l dim.exceeds :	6 318	82 979	52 954	666 910
7605191000	Aluminium wire of not alloyed witha diameter < 0.0508 mm	2 000	33 575	7 878	131 218
7605199000	Other aluminium wire of non aluminiumnot alloyed	130 163	2 122 541	410 452	7 714 633
7605210000	Alum. wire of aluminium alloys which themax.cross-sect'l dimensic	22 099	189 348	81 446	629 926
7605290000	Aluminium wire of non aluminium alloyswith a diameter not excee	42 861	583 423	211 242	2 370 130
7606111000	Aluminium plates,sheets&strip of plainor figured by rolling of thick	305 162	12 297 731	1 397 895	38 442 124
7606119000	Oth aluminium plates,sheets&strip ofplain/figured by rolling of thi	3 334 153	51 152 334	8 666 094	116 767 585
7606121000	Aluminium alloys can stock including endstock & tab stock in coils	20 950	542 837	746 154	4 676 913
7606122000	Aluminium plates, not sensitised of kindused in the printing indust	110 573	696 655	297 147	1 819 872
7606123100	Sheets of aluminium alloy 5082,5182,<1min with incoils	118 878	1 662 713	556 695	6 965 896
7606123910	Sheets alum.litho grade sheet/coil alloyHA 1052 hardness temper	691 934	11 766 519	1 778 829	23 031 471
7606123990	Other aluminium sheet/coil not exceeding1,000 mm in width	4 278 713	43 211 457	14 118 539	138 447 798
7606129000	Oth plain/figured by roll./press. butnot surface treatedof non alum	8 285 415	34 822 323	22 682 777	119 145 207
7606910000	Oth alum. not alloyed,plain/figured byrolling/pressing not surface	1 283 135	3 105 260	3 273 490	10 813 730
7606920000	Oth aluminium alloyed,plain/figured byrolling/pressing not surface	408 183	3 366 459	1 290 891	9 286 694
7607110000	Aluminium foil not backed, rolled butnot further worked	2 045 363	20 353 780	7 356 054	72 059 581
7607190000	Oth.aluminium foil alloy not rolled butnot worked	439 237	5 891 679	3 830 068	46 058 142
7607200000	Aluminium foil backed	762 463	8 182 480	3 427 780	33 098 682
7608100000	Aluminium tubes and pipes of aluminium,not alloyed	80 897	935 372	457 990	6 591 377
7608200000	Aluminium tubes and pipes of aluminiumalloys	973 515	20 992 688	2 190 238	46 179 238
7609000000	Aluminium tube or pipe fittings (forexample, coupling,elbows,slee	187 072	1 594 404	1 457 198	14 643 275
7610100000	Alum. structures for doors, windows & their frames and thresholds	217 252	2 420 252	1 031 926	8 311 286
7610902000	Other aluminium structures internal/ external floatingroofs for sto	562	23 063	9 396	168 057
7610909000	Oth alum. structures for bridges andbridge section,towers,lattice r	2 331 827	14 435 179	4 878 299	19 080 979
7611000000	Aluminium reservoirs, tanks, vats andsimilar containers for any ma	11 913	196 957	55 079	2 054 442
7612100000	Aluminium collapsible tubular containers	13 133	217 529	182 583	3 418 588
7612901000	Aluminium casks, drums, cans, boxes andseamless containers for f	0	8 055	0	50 003
7612909000	Oth.aluminium casks,drums,cans, boxes & containers, for any mate	636 415	7 394 694	3 454 615	39 055 069
7613000000	Aluminium containers for compressedor liquified gas	21 540	216 326	89 854	1 677 088
7614101100	With steel core cables of a diameternot < 25.3 mm	11 408	3 915 632	33 458	8 258 694
7614101200	With steel core cables of a diameter> 25.3 mm but < 28.28 mm	0	144	0	2 410
7614101900	Other cable wth steel core	95 614	953 532	874 585	10 435 507
7614109000	Other stranded wire with steel core	370 482	561 415	838 429	1 959 769
7614901100	Cables without steel core of a diameter< 25.3 mm	7	5 557	86	66 277
7614901200	Cables without steel core of a diameter> 25.3 mm but < 28.28 mm	0	538	0	6 750
7614901900	Other cable without steel core	34 607	136 044	61 601	1 071 585

I.3. IM POR M ENURUT KOM ODITI / IM PORT BY HS COM M ODITY
***** NOVEM BER / NOVEM BER 2014 *****

H S	Uraian Komoditi Commodity Description	Berat Bersih / Net Weight (Kg)		Nilai / Value C.I.F (US\$)	
		Bulan ini Current Month	Kumulatif Cum.Jan. to date	Bulan ini Current Month	Kumulatif Cum.Jan. to date
7614909000	Other stranded wire without steel core	37 652	192 192	453 188	1 417 807
7615101000	Pot scourers and scouring or polishingpads,/gloves and the like of	2 150	40 433	10 041	143 390
7615109000	Oth table, kitchen/ oth householdarticles & parts thereof of alumir	235 682	4 100 164	732 421	14 493 558
7615202000	Bedpans, urinals (portable type)and chamber pots	1 262	4 053	1 508	143 265
7615209000	Other sanitary ware and parts thereof ofaluminium	4 177	181 943	10 628	763 578
7616101000	Nails of aluminium	26 312	165 690	19 009	170 128
7616102000	Staples and hooks of aluminium	24 498	377 254	121 935	2 410 073
7616109000	Tacks, rivets,cotters,cotter pins and washers of aluminium	92 300	1 193 596	931 448	15 921 152
7616910000	Other cloth, grill, netting and fencing, of aluminium wire	20 922	326 101	21 677	581 198
7616992000	Ferrules for use in the manufacture of pencils	22 744	222 046	88 890	1 201 020
7616993000	Alum.slugs, round, of such dim. that the thick's>one tenth of the d	169 124	2 108 870	353 628	4 993 861
7616994000	Bobbins, spools, reels and similarsupports for textile yarn	95 362	357 153	295 947	1 305 116
7616996000	Latex spouts and latex cups	4	16 123	8 469	27 412
7616999110	Venetian blinds	114	7 944	8 633	179 668
7616999190	Other venetian blinds	94 363	472 847	405 106	2 231 201
7616999200	Expanded metal	137	13 023	3 560	84 903
7616999900	Other Expanded metal	544 764	5 345 175	3 058 797	34 705 448
7801100000	Unwrought refined lead	2 960 414	34 746 251	6 501 027	79 502 958
7801910000	Unrefined lead containing by weightantimony as the principal othe	1 328 833	21 485 656	2 972 546	47 592 859
7801990000	Unrefined lead containing by weightantimony not as the principal	919 886	12 370 835	2 224 779	29 934 327
7804110000	Lead sheets, strip and foil ofa thickness < 0,2 mm	282	13 722	5 058	153 098
7804190010	Lead embossed,cut to shape,perford,coated,printed,backed,reinf	17 318	166 008	566 162	4 234 018
7804190090	Oth lead waste & scrap, plates, sheets,strip and foil, lead powder &	421 624	2 726 430	947 205	6 315 862
7804200000	Lead powders and flakes	250	63 460	1 466	175 368
7806002000	Lead bars,rods, profiles and wire	26 030	336 606	133 479	3 100 135
7806003000	Lead,tubes,pipes and tube orpipe fittings	1 098	164 864	23 464	348 263
7806009010	Lead wool,washers,electro-plating anodes	0	1 960	0	126 426
7806009090	Other articles of lead	594	46 173	59 255	551 714
7901110000	Zinc not alloyed containing by weight99.99% or more of zinc	7 024 668	77 540 242	17 406 980	180 610 463
7901120000	Zinc not alloyed containing by weight< 99.99% of zinc	1 563 665	25 392 933	3 962 379	59 818 012
7901200000	Zinc alloys	1 674 732	15 867 353	4 429 729	39 510 374
7903100000	Zinc dust	368 702	2 116 771	577 741	4 759 607
7903900000	Zinc powders and flakes	210 490	2 321 843	710 541	6 915 467
7904000000	Zinc wire,bars,rods, profiles and wire	38 258	421 863	80 208	1 107 277
7905003000	Zinc foil a tickness < 0.25 mm	0	184 978	0	77 080
7905009000	Zinc plates, sheets, strip and foil> 0.25 mm	397 715	3 188 437	500 270	4 564 654
7907003000	Gutters, roof capping, skylight frames & oth fabricated building cor	31	743 257	323	683 038
7907004000	Zinc tubes, pipes,tube, pipe fittings(for cuoplings, elbows, sleeves)	21 861	122 333	114 606	881 982
7907009100	Other cigarette cases or boxes ashtrays	319	2 015	2 571	6 010
7907009200	Other household articles	3 274	17 693	6 911	41 476
7907009910	Elec.plating anodes,stamp plates,nail,tackes,nuts,bolt,screws, & si	162 237	536 983	462 948	1 367 088
7907009990	Oth articles of zinc	166 969	1 608 766	384 930	4 804 841
8001100000	Unwrought tin, not alloyed	15 966	76 029	124 855	566 484
8001200000	Unwrought tin alloys	17 970	148 096	523 347	4 348 637
8003001000	Tin bars, rods, profiles and wiresoldering	21 224	172 038	597 063	4 247 221
8003009000	Tin bars, rods, profiles and wirenot soldering	37 947	535 499	673 924	10 716 681
8007002000	Other articles of tin,plates,sheets andstrip thickness > 0,2 mm	5 814	521 684	25 616	724 905
8007003000	Tin-foil (whether or not printed or backpage,etc),thick < 0,2 mm, &	1 004	13 540	20 765	215 255
8007004000	Tin-Tubbes,pipes & tube/pipe fitting(for example,couplings,elbows	3 334	33 978	11 792	121 412
8007009100	Cigarette cases and boxes, ashtrays of tin	264	1 585	1 404	15 712
8007009200	Other household articles of tin	270	349	7 735	33 926
8007009910	Articles of tin, Collapsible tubes fordentifrices, colours, and the lik	0	1	0	2
8007009990	Other articles of tin	11 995	363 319	87 145	922 723
8101100000	Tungsten (wolfram) powders	46	2 796	6 307	230 763
8101940000	Unwrought tungsten, including bars androds obtained simply by si	3 651	10 338	77 496	837 358
8101960000	Tungsten wire	9 707	511 446	125 274	3 620 172
8101991000	Tungsten bar&rods,oth than thoseobtaine ply by sintering,profiles	337	1 988	54 179	286 284
8101999000	Other articles of tungtens thereofincluding waste & scrap	332	32 764	96 553	781 655
8102100000	Molybdenum powders	250	3 651	17 098	90 050
8102940000	Unwrought molybdenum, including barsand rods obtained simply	0	24	0	2 774
8102950000	Molybdenum bar&rods,o.than those obt'dsimp. by sintering,profil	0	259	0	16 105
8102960000	Molybdenum wire	513	49 023	3 961	599 275
8102990000	Other molybdenum	20	1 769	1 499	17 567
8103200000	Unwrought tantalum, including bars androds obt'd simp.by sinterii	16 110	319 525	4 796 943	74 055 697

I.3. IM POR M ENURUT KOM ODITI / IM PORT BY HS COM M ODITY
***** NOVEM BER / NOVEM BER 2014 *****

H S	Uraian Komoditi Commodity Description	Berat Bersih / Net Weight (Kg)		Nilai / Value C.I.F (US\$)	
		Bulan ini Current Month	Kumulatif Cum.Jan. to date	Bulan ini Current Month	Kumulatif Cum.Jan. to date
8103900000	Other tantalum	18	878	13 938	342 754
8104110000	Magnesium containing at least 99.8 % byweight of magnesium	217 531	1 631 064	532 205	4 225 006
8104190000	Other unwrought magnesium	3 081	77 267	110 896	799 976
8104300000	Magnesium raspings,turnings & granules,graded according to size;	0	41 797	0	506 446
8104900000	Other magnesium	446	102 977	19 700	335 944
8105201000	Unwrought cobalt	0	18 375	0	593 254
8105209000	Mattes cobalt; cobalt powders	0	1 804	0	74 410
8105900000	Other cobalt mattes	2 565	11 245	162 124	970 003
8106009000	Other bismut and articles thereof	0	1 005	0	30 570
8107200000	Unwrought cadmium, powders	0	17	0	1 770
8107900000	Other cadmium and articles thereof	500	685	5 280	9 041
8108200000	Unwrought titanium powders	1 086	6 691	11 694	45 332
8108300000	Titanium waste and scrap	0	58	0	3 387
8108900000	Other titanium and articles thereof	17 754	407 748	163 938	11 605 370
8109200000	Unwrought zirconium powders	6 454	54 221	25 492	63 466
8109900000	Other zirconium and articles thereof	2 038	67 719	18 539	1 467 146
8110100000	Unwrought antimony powders	0	129 518	0	1 038 786
8110200000	Antimony waste and scrap	0	7	0	6 923
8110900000	Other antimony and articles thereof	0	25 182	0	223 895
8111000000	Manganese and articles thereof,including waste and scrap	0	839 582	0	1 815 798
8112120000	Unwrought beryllium powders	100	100	800	800
8112190000	Other beryllium and articles thereof	0	1 125	0	86 385
8112210000	Unwrought chromium powders	4 120	66 994	76 036	657 183
8112290000	Other Chromium and articles thereof	6	13 089	5 175	87 257
8112920000	Thallium unwrought waste and scrappowders	0	108	0	65 051
8112990000	Other thallium and articles thereof	0	1 057	0	183 945
8113000000	Cermets and articles thereof, includingwaste and scrap	58	516	8 063	68 989
8201100000	Hand tools spades and shovels	0	44 397	0	49 625
8201301000	Hoes (mamooties) and rakes	184	5 935	921	14 084
8201309000	Mattocks and picks	0	46 237	0	85 243
8201400000	Axes, bill hooks and similar hewingtools	0	32	0	685
8201500000	Secateurs & similar one-handed prunersand shears (including poul	10 301	130 729	11 986	223 167
8201600000	Hedge shears,two-handed pruning shearsand similar two handed s	0	2	0	16
8201900000	Other hand tools of a kind used inagriculture, horticulture or fores	2 968	51 250	20 484	604 085
8202100000	Hand saws	209 404	2 170 125	236 023	2 396 548
8202201000	Band saw blades	7 050	27 431	30 377	122 970
8202209000	Sparepart band saw blades	59 012	1 206 692	249 163	4 493 643
8202311000	Circular saw blades with working part ofsteel	3 335	28 315	61 365	574 342
8202319000	Sparepart circular saw blades withworking part of steel	21 895	278 176	149 746	1 973 263
8202390000	Other circular saw blades includingparts	60 101	499 536	310 637	2 355 733
8202400000	Chain saw blades	17 374	189 230	37 800	505 895
8202910000	Straight saw blades for working metal	16 393	93 049	11 881	589 327
8202991000	Straight saw blades	20 576	93 033	333 592	1 475 421
8202999000	Other saw blades	39 498	927 795	152 794	3 887 692
8203100000	Files, rasps and similar tools	86 057	703 231	225 483	1 314 453
8203200000	Pliers (including cutting pliers),pincers, tweezers and similar tools	459 069	3 894 486	617 112	7 087 439
8203300000	Metal cutting shears and similar tools	35 713	416 871	235 359	1 211 204
8203400000	Pipe-cutters, bolt croppers, perforatingpunches, and similar tools	46 062	599 374	160 461	1 978 144
8204110000	Hand operated spanners and wrencheson adjustable	490 888	4 925 150	722 831	9 152 449
8204120000	Hand operated spanners and wrenchesadjustable	343 286	2 353 683	758 297	7 050 512
8204200000	Interchangeable spanner sockets, withor without handles	172 675	1 586 139	320 506	4 263 305
8205100000	Drilling, threading or tapping tools	76 483	634 906	397 228	4 638 461
8205200000	Hammers and sledge hammers	428 797	5 289 804	551 447	10 625 428
8205300000	Planes, chisels, gouges and similarcutting tools for working wood	132 078	980 505	151 279	2 541 723
8205400000	Screwdrivers	227 614	2 484 652	371 397	5 099 199
8205511000	Flat irons	5	6 000	15	20 141
8205519000	Other household tools	10 323	127 679	41 606	711 238
8205590000	Other hand tools , oth than househlotools	653 721	5 462 789	1 445 153	15 289 357
8205600000	Blow lamps	3 967	14 138	13 124	53 199
8205700000	Vices, clamps and the like	202 095	2 114 412	988 308	11 972 866
8205900000	Other including sets of articles of twoor more subheadings of this l	107 794	1 090 256	678 004	7 375 894
8206000000	Tools of two/ more of the headings82.02to 82.05 put up in sets for	146 436	1 652 674	1 125 047	13 190 241
8207130000	Rock drilling or earth boring tools with working part of cermets	20 530	185 943	833 230	5 699 394
8207190000	Other rock drilling / earth boring tools, including parts	109 561	1 019 541	3 200 983	36 731 316

I.3. IM POR M ENURUT KOM ODITI / IM PORT BY HS COM M ODITY
***** NOVEM BER / NOVEM BER 2014 *****

H S	Uraian Komoditi Commodity Description	Berat Bersih / Net Weight (Kg)		Nilai / Value C.I.F (US\$)	
		Bulan ini Current Month	Kumulatif Cum.Jan. to date	Bulan ini Current Month	Kumulatif Cum.Jan. to date
8207200000	Dies for drawing or extruding metal	46 093	783 417	1 162 395	19 565 939
8207300000	Tools for pressing, stamping or punching	100 125	1 601 345	2 795 577	36 413 187
8207400000	Tools for tapping or threading	23 996	211 678	707 700	8 260 861
8207500000	Tools for drilling, other than for rockdrilling	52 525	1 310 685	869 389	18 493 439
8207600000	Tools for boring or broaching	11 601	94 847	464 946	5 183 152
8207700000	Tools for milling	14 986	116 501	451 978	5 015 495
8207800000	Tools for turning	3 473	183 492	425 463	6 938 297
8207900000	Other interchangeable tools	227 570	1 690 299	2 296 797	30 291 938
8208100000	Knives and cutting blades for metalworking	56 693	428 394	724 248	10 610 637
8208200000	Knives and cutting blades for woodworking	42 234	517 866	271 505	3 861 770
8208300000	Knives&cutting blades f kitchen app'es /for mach. used by the food	3 433	105 571	61 826	747 392
8208400000	Knives&cutting blades for agricultural , horticultural or forestry ma	1 144	87 768	12 799	456 472
8208900000	Other knives and cutting blades formachines or for mechanical app	152 972	1 723 079	2 064 722	23 841 470
8209000000	Plates, sticks, tips and the like for tools,	17 487	300 600	2 819 148	34 922 352
8210000000	Hand-operated mechanical appliances,weighing	168 562	1 512 772	177 036	1 533 850
8211100000	Knives with cutting blades,serrated ornot and sets of assorted arti	22 886	93 817	108 021	508 826
8211910000	Table knives having fixed blades	87 134	425 118	123 958	1 104 525
8211925000	Knives,fix blades, handle of base metalfor agricultural, horticultur	1 869	14 450	32 360	292 497
8211929010	Flick/ spring knives,hunting,diving&scouts knives,penknives,blades	579	44 203	783	118 469
8211929090	Other knives having fixed blades withhandle of base metal	14 535	148 519	98 251	1 158 653
8211932010	Knives,oth than fixed blades,with handle base metal, for agricultur	0	23 437	0	46 498
8211932090	Knives,oth than fixed blades,handle oththan metal, for agricultural	4 723	11 922	6 200	66 487
8211939000	Knives having other than fixed bladeswith handle of base metal	34 704	139 866	47 878	262 869
8211941000	Blades for knife of kind used foragriculture,horticulture/ forestry	1	8 844	17	70 952
8211949000	Blades with handle of base metal	15 111	272 412	228 714	1 214 263
8211950000	Knives with handles of base metal	10 660	130 073	14 288	420 948
8212100000	Razors	89 290	794 082	1 798 928	16 874 405
8212201000	Safety razor blades with double-edgedrazor blades	9 789	289 041	155 634	3 549 984
8212209000	Other razors and razor blades includingrazor blade blanks in strips	12 686	405 741	120 270	4 242 327
8212900000	Other parts of razors and razor blade	1 138	70 410	8 662	429 073
8213000000	Scissors, tailors' shears and similarshearsand blade thereof	88 184	1 549 891	140 703	2 443 690
8214100000	Ppr knives,litr openers,erasing knives ,pencil sharpeners and blade	204 604	2 066 357	307 524	3 240 668
8214200000	Manicure or pedicure sets andinstruments including nail files	35 631	586 123	59 253	925 396
8214900000	Other articles of cutlery	54 910	1 323 581	81 515	2 007 564
8215100000	Spoons,forks,ladles,skimmer, cake serv. & fish knives sets of assort	19 420	117 684	15 133	181 706
8215200000	Similar kitchen and tableware, othersets of assorted articles	18 339	295 475	53 205	921 298
8215910000	Similar kitchen and tableware platedwith precious metal	1 662	4 932	2 865	24 234
8215990000	Other similar kitchen and tableware	156 294	2 525 323	391 351	4 939 915
8301100000	Padlocks	475 650	6 166 638	819 646	9 025 953
8301200000	Locks of a kind used for motor vehicles	177 933	2 153 816	1 819 783	25 190 112
8301300000	Locks of a kind used for furniture	489 215	4 737 292	588 376	6 138 893
8301401000	Handcuffs	642	7 998	8 717	87 562
8301409000	Other padlocks and locks	1 226 125	12 004 422	2 411 970	19 979 366
8301500000	Clasps and frames with clasps,incorporating locks	52 537	289 156	225 552	2 054 624
8301600000	Parts of padlocks and locks	504 165	4 487 259	3 039 108	31 566 132
8301700000	Keys presented separately	52 084	464 955	680 313	5 908 428
8302100000	Hinges	1 967 011	17 872 521	2 291 798	21 824 836
8302201000	Castors of a diameter > 100 mm but < 250 mm	46 197	339 755	41 886	407 982
8302209000	Oth base metal mountings, fitting & similar articles	564 666	4 837 294	752 150	8 671 679
8302301000	Hasps	15 830	149 846	101 116	910 731
8302309000	Oth mountings, fittings and similararticles suitable for motor vehic	607 560	6 415 060	4 271 426	50 006 526
8302413100	Hasps suitable for building	65 033	927 955	40 418	607 801
8302413900	Bolts, hooks, eyes and staples suitablefor building	210 154	1 383 758	243 141	2 014 658
8302419000	Other mounting suitable for building	774 037	9 580 589	2 416 070	22 885 407
8302422000	Hasps suitable for furniture	39 894	1 168 201	25 776	645 394
8302429000	Bolts suitable for furniture	2 054 607	23 554 360	2 719 049	31 945 458
8302491000	Mounting of a kind suitable for saddlery	4 254	31 680	23 087	298 394
8302499100	Hasps	5 300	75 171	52 051	601 177
8302499900	Other mounting ; oth than of a kindsuitable for saddlery	334 737	4 745 539	556 844	9 938 154
8302500000	Hat-racks,hat-pegs, brackets and similar fixtures	220 699	1 381 987	465 482	4 656 906
8302600000	Automatic door closers	145 255	1 052 187	532 595	4 353 832
8303000000	Armoured/ reinforced safes,strong-boxesand doors and safe depos	332 358	2 997 463	738 457	6 885 308
8304001000	Filing cabinets or card-index cabinets	243 562	3 235 378	336 921	6 272 252
8304009100	Other similar office or desk equipmentof aluminium	1 408	45 984	44 657	643 686

I.3. IM POR M ENURUT KOM ODITI / IM PORT BY HS COM M ODITY
 *** NOVEM BER / NOVEM BER 2014 ***

H S	Uraian Komoditi Commodity Description	Berat Bersih / Net Weight (Kg)		Nilai / Value C.I.F (US\$)	
		Bulan ini Current Month	Kumulatif Cum.Jan. to date	Bulan ini Current Month	Kumulatif Cum.Jan. to date
8304009900	Other office or desk equipment of copper or of lead	125 917	1 471 656	260 344	4 153 669
8305101000	Fittings for double loop wire binders	65 790	640 577	225 913	1 721 456
8305109000	Fittings for loose-leaf binders or files other than double loop wire bin	206 313	2 191 517	315 694	4 902 674
8305201000	Staples in strips of a kind for office use	125 232	1 522 665	204 859	1 720 485
8305202000	Other staples in strips of iron or steel	3 854	119 943	24 831	336 072
8305209000	Other fitting for loose leaf binders or files for staples in strips	137 221	2 126 307	80 490	1 687 687
8305901000	Letter coners, paper clips, indexing tags office articles	47 743	567 896	63 870	849 703
8305909000	Other including parts	128 274	1 668 426	363 303	4 133 745
8306101000	Bells for cycles	11 467	146 790	13 522	167 495
8306102000	Bells, gongs and the like, of copper	346	3 903	1 402	26 655
8306109000	Bells, gongs and the like, other than of copper	671	21 797	5 989	149 630
8306210000	Statuettes and other ornaments plated with precious metal	68	12 416	2 928	14 209
8306291000	Statuettes and other ornaments, of copper or lead	0	1 891	0	13 536
8306292000	Statuettes and other ornaments, of nickel	0	1 551	0	13 539
8306293000	Statuettes and other ornaments, of aluminium	0	10 691	0	19 128
8306299000	Other statuettes and other ornaments	26 687	189 769	78 521	513 998
8306301000	Photograph, picture or similar frames; mirrors : of copper	4 888	24 078	28 251	115 930
8306309100	Metallic mirrors reflecting traffic views at road intersections/ sharp co	1 134	27 482	7 216	71 034
8306309900	Other metallic mirrors reflecting traffic views at road intersections/ shar	16 948	273 127	57 126	1 011 763
8307100000	Flexible tubing of base metal, with or without fitting of iron/ steel	206 604	2 317 477	892 833	13 018 875
8307900000	Flexible tubing of base metal, with or without fitting of other base m	172 665	638 285	475 963	3 386 984
8308100000	Hooks, eyes and eyelets of base metal	335 785	3 872 228	3 597 067	42 533 443
8308200000	Tubular or bifurcated rivets of base metal	32 076	644 698	336 998	5 007 162
8308901000	Including parts with beads of a kind used for travel goods	27 123	269 828	904 788	3 953 237
8308909010	Including parts with spangles of a kind used for clothing	1 014	13 151	12 258	128 506
8308909090	Claps, frames with claps, buckles, buckle-claps of base metal	384 290	3 471 279	2 873 003	29 021 518
8309100000	Crown corks, of base metal	5 020	186 268	61 214	902 678
8309901000	Capsules for bottles, of base metal	5 787	80 234	43 231	816 115
8309902000	Top ends of alum. Cans, of base metal	607 455	6 808 213	2 673 737	31 909 727
8309906000	Aerosol can ends, of tinplate, of base metal	2 371	31 576	15 602	144 379
8309907000	Other caps for cans, of base metal	94 905	1 143 968	311 932	4 146 094
8309908100	Bottle and screw caps, of aluminium	4 293	20 062	14 311	227 646
8309908900	Seals & other packing accessories of aluminium	58 680	733 084	505 136	5 836 245
8309909100	Other of bottle and screw caps	132	40 017	985	266 242
8309909910	Bungs for metal drums; bung covers; seals; case corner protectors	32 086	210 558	166 860	2 025 436
8309909990	Threaded bungs for aluminium covers; seals; case corner protectors;	139 223	1 500 346	866 121	10 592 724
8310000000	Plates; Signs, name, add & similar, number, letter, of base metal, excl	39 847	418 323	308 092	4 623 879
8311100010	Coated electrodes of base metal, for electric arc-welding : In rolls	566 116	5 454 343	750 475	7 187 416
8311100090	Coated electrodes of base metal, for electric arc-welding, In other than	1 678 200	19 915 496	2 053 710	27 712 206
8311202010	Cored wire of alloy steel, content by weight 4,5% / carbon / chromium,	567 828	9 311 036	711 010	11 980 011
8311202090	Cored wire of alloy steel, content by weight 4,5% / carbon / chromium,	81 947	665 337	94 944	1 248 833
8311209010	Part Cored wire of alloy steel, content weight 4,5% / carbon / chrom, in r	486 915	3 891 824	699 511	5 967 523
8311209090	Part Cored wire of alloy steel, content weight 4,5% / carbon / chrom, in n	608 700	5 172 606	678 667	6 862 983
8311302010	Coat rod & Cored wire of alloy steel, content weight 4,5% / carbon / chr	185 307	1 902 012	440 579	5 458 466
8311302090	Coat rod & Core wire of alloy steel, content weight 4,5% / carbon / chr	32 415	174 958	80 458	6 198 325
8311309010	Part coat rod & Core wire of alloy steel, content weight 4,5% / carbon / cl	132 199	3 230 038	415 675	8 739 124
8311309090	Part coat rod & Core wire of alloy steel, content weight 4,5% / carbon / cl	518 074	4 084 368	1 384 556	14 004 031
8311900000	Coated wire / cored with flux material of kind used for soldering &	564 561	5 078 483	1 300 338	11 261 888
8401100000	Nuclear reactors	0	766 535	0	3 658 608
8401200000	Machinery & apparatus for isotopic separation & parts thereof	1 632	79 996	79 208	2 079 385
8401300000	Fuel elements (cartridges), non-irradiated	0	34	0	2 990
8401400000	Parts of nuclear reactors	1 755	7 950	129 600	1 350 838
8402111000	Watertube boiler with steam production > 45 t/ h with electrical or	3 004 649	22 488 825	12 985 847	185 171 332
8402112000	Watertube boiler with steam production > 45 t/ h with not electric	0	515 488	0	4 401 541
8402121100	Watertube boilers elect. with a steam 15 tons <= steam prod. < 45t	2 174 932	16 668 497	7 067 648	50 363 714
8402121900	Watertube boilers electric with a steam prod < 15 tons / hours	235 055	3 157 155	439 621	10 781 353
8402122100	Watertube boilers not elect. with steam 15 tons <= steam prod. < 4	0	360 458	0	1 179 454
8402122900	Watertube boilers not elect with steam prod < 15 tons / hours	4 750	1 463 322	38 990	10 047 298
8402191100	Hybrid boilers with a steam production > 15t/ hour with electrically	0	1 291 049	0	2 777 478
8402191900	Hybrid boilers with a steam production < 15t/ hour with electrically	378 292	4 578 221	3 378 196	14 289 742
8402192100	Hybrid boilers not elect with a steam production exceeding 15t/ hc	0	219 970	0	1 062 657
8402192900	Other hybrid boiler not elect with a steam production not exceeding	87 475	1 993 108	148 086	5 016 633
8402201000	Electric super heated water boiler electrically operated	313 838	3 953 854	1 376 330	32 719 901
8402202000	Electric super heated water boiler not electrically operated	0	102 324	0	296 281

I.3. IM POR M ENURUT KOM ODITI / IM PORT BY HS COM M ODITY
 *** NOVEM BER / NOVEM BER 2014 ***

H S	Uraian Komoditi Commodity Description	Berat Bersih / Net Weight (Kg)		Nilai / Value C.I.F (US\$)	
		Bulan ini Current Month	Kumulatif Cum.Jan. to date	Bulan ini Current Month	Kumulatif Cum.Jan. to date
8402901000	Part of boiler bodies or shells	178 062	4 093 139	701 199	22 042 177
8402909000	Oth than part of boiler bodies or shells	461 368	33 830 427	2 361 503	154 248 710
8403100000	Boilers of central heating boilers other than those of heading 84.02	6 956	831 310	40 077	2 967 325
8403901000	Boiler bodies or shells central heating boilers oth than those of heading 84.02	0	714 919	0	936 102
8403909000	Oth Boiler bodies or shells central heat boilers oth than those of heading 84.02	63 254	929 617	210 640	2 810 050
8404101010	Soot remover (soot blowers) for use with boilers of heading 84.02	2 372	586 836	66 828	4 821 728
8404101090	Economiser,super-heaters,gas reverers with boilers of heading 84.02	1 219 458	27 839 262	11 273 696	139 913 665
8404102000	Economiser,super-heaters,gas reverers with boilers of heading 84.02	3	363 170	231	2 208 287
8404200000	Condensers for steam or other vapour power units	75 995	722 183	876 358	6 344 522
8404901100	Parts boiler bodies or shells of goods of subheading 8404.10.10 :	28	160 517	10 188	574 426
8404901900	Part oth than boiler bodies or shells of goods of subheading 8404.10.10 :	539 313	3 405 525	11 596 482	25 471 146
8404902100	Parts boiler bodies or shells of goods of subheading 8404.10.20 :	435	437	17 278	17 999
8404902900	Part oth than boiler bodies or shells of goods of subheading 8404.10.20 :	26	22 854	2 416	52 854
8404909000	Other parts of auxiliary machinery for use with boilers	2 948 660	5 900 922	16 512 502	32 822 446
8405100000	Producer gas/ water gas generators, with or without purifiers; acetylene generators	12 400	1 476 684	115 000	25 205 193
8405900000	Part of producer gas/ water gas generator, with or without purifiers; acetylene generators	5 882	1 206 702	198 865	62 449 153
8406100000	Turbines for marine propulsion	0	7 907	0	539 592
8406810000	Turbines oth than marine propulsion of an output exceeding 40 MW	1 335 769	12 817 309	7 165 859	128 271 365
8406820000	Turbines oth than marine propulsion of an output not exceeding 40 MW	40 296	5 605 156	936 464	72 981 222
8406900000	Part of turbines for marine propulsion	2 665 606	9 932 737	40 017 783	118 380 773
8407100000	Spark ignition reciproc/ rotary internal combustion piston engines of a power < 22.38 kw	9 393	50 112	3 277 710	20 643 269
8407211000	Outboard motors of a power < 22.38 kw	2 160	15 569	19 552	462 182
8407219000	Outboard motors of a power > 22.38 kw	120 499	1 423 771	2 455 532	31 988 057
8407292000	Other than outboard motor of a power <= 22.38 kw	0	2 316	0	2 789
8407299010	Outboard motors of a power > 22.38 kw but not exceeding 100 kw	0	48 710	0	30 522
8407299090	Outboard motors of a power > 100 kw	33 122	758 900	86 860	1 827 280
8407310000	Reciprocating piston engine of vehicle of chapter 87, capacity <= 50 cc	1	144	87	8 432
8407321200	Reciproc piston engine of vehicles of heading 87.11, 50cc < capacity <= 110cc	101	492	2 975	14 281
8407321900	Reciproc piston engine of vhl of heading 8701.8711 with capacity <= 110cc	19 475	198 496	73 581	646 632
8407322100	Reciproc piston engine of vehicles of heading 87.01, 110cc < capacity <= 2000 cc	0	18	0	795
8407322200	Reciproc piston engine of vehicles of heading 87.11, 110cc < capacity <= 2000 cc	96 857	1 022 397	2 099 284	17 398 130
8407322900	Reciproc piston engine of vhl of heading 8701.8711 with capacity <= 2000 cc	887	47 865	20 944	353 020
8407332000	Reciproc piston engine of vehicles of heading 87.11, 250cc < capacity <= 2000 cc	705	12 406	21 393	149 197
8407339000	Reciproc piston engine of vehicles of heading 8701.8711 with capacity <= 2000 cc	0	45 371	0	792 516
8407344000	Fully assemb for pedestrian controller tractors with cyl cap < 1100 cc	0	1 245	0	35 175
8407346000	Fully assemb for oth vhl of heading 8711 with cyl cap < 1100 cc	1 765	10 565	10 447	141 232
8407347100	Fully assembled of a cylinder capacity not exceeding 2000 cc	146 625	2 259 343	1 772 104	31 159 099
8407347200	Fully assembled of > 2000 cc a cylinder capacity < 3000 cc	1 280	203 355	66 605	190 509
8407347300	Fully assembled of a cylinder capacity exceeding 3000 cc	320 794	2 248 823	5 298 885	40 383 820
8407349100	Fully assembled for pedestrian controlled tractors of cyl cap < 1100 cc	0	671	0	5 082
8407349200	Fully assembled for other vehicles of heading 8701	0	609	0	33 661
8407349300	Fully assembled for other vehicles of heading 8711	0	16 902	0	397 741
8407349400	Fully assembled for oth vehicles of cylinder capacity not exceeding 2000 cc	312 134	3 065 221	3 457 721	34 837 735
8407349500	Fully assembled for oth vehicles of > 2000 cc cylinder capacity < 3000 cc	49	536	1 156	25 000
8407349900	Fully assembled for oth vehicles of cylinder capacity exceeding 3000 cc	9	189 724	1 086	3 382 320
8407901000	Other engines of a power not exceeding 18,65 kw	392 224	6 133 402	1 098 076	26 652 290
8407902000	Other engines of a power exceeding 18,65 kw but not exceeding 22,38 kw	18	44	2 243	4 032
8407909000	Other engines of a power exceeding 22,38 kw	2 027 290	4 099 955	41 976 718	50 558 857
8408101000	Marine propulsion engines, of a power not exceeding 22.38 kw	9 330	121 570	264 485	1 023 888
8408102000	Marine propulsion engines, of a power exc 22.38 kw but not exc 100 kw	22 714	892 224	160 838	5 408 916
8408109010	Marine propulsion engines, of a power exc 100 kw but not exc 750 kw	96 740	1 096 455	552 447	11 902 530
8408109090	Marine propulsion engines, of a power exceeding 750 kw	125 709	2 201 797	2 207 918	41 982 816
8408201000	Fully assembled for vehicles of subheading 8701.10	844	139 282	31 449	2 292 039
8408202100	Fully assembled for vehicles of subhd 8701.10 of cyl cap < 2000 cc	39 195	1 489 934	110 792	3 553 654
8408202200	Fully assembled for vehicles of subhd 8701 of > 2000 cc cyl cap < 3500 cc	1 133 400	13 061 252	13 557 893	159 021 492
8408202310	Fully assembled for vehicles of subhd 8701.10 of cyl cap > 3500 cc	4 115	319 148	80 490	4 139 752
8408202320	Fully assembled for vehicles of subhd 8701.10 of cyl cap > 20000 cc	0	149 300	0	3 590 466
8408209300	Oth for vehicles of subheading 8701.10	2 145	97 697	32 131	2 875 628
8408209400	Oth for vehicles of subheading 8701.10 with cyl capacity < 2000 cc	164	8 525	7 476	239 884
8408209500	Oth for vehicles of subheading 8701.10 with > 2000 cc cyl capacity	0	7 474	0	117 275
8408209610	Oth for vehicles of subheading 8701.10 with > 3500 cc cyl capacity	192 885	3 611 207	479 367	15 216 834
8408209620	Oth for vehicles of subheading 8701.10 with cyl capacity > 20000 cc	28 649	204 792	450 185	6 082 513
8408901000	Other engines with power < 18,65 kw	641 526	7 428 019	994 639	9 825 259
8408905020	Other engines with power > 100 kw for railway locomotives or tractors	0	2 677	0	32 077

I.3. IM POR M ENURUT KOM ODITI / IM PORT BY HS COM M ODITY
***** NOVEM BER / NOVEM BER 2014 *****

H S	Uraian Komoditi Commodity Description	Berat Bersih / Net Weight (Kg)		Nilai / Value C.I.F (US\$)	
		Bulan ini Current Month	Kumulatif Cum.Jan. to date	Bulan ini Current Month	Kumulatif Cum.Jan. to date
8408905030	Other engines with power > 100 kw for heading 8429 or 8430	352 530	2 842 307	2 565 400	31 797 370
8408905090	Other engines with power > 100 kw for heading 8429 or 8430	517 620	3 968 781	1 686 078	17 820 051
8408909100	Egn of power exc 100 kw oth formachinery heading 8429 ot 8430	231 001	1 228 255	2 727 227	17 017 619
8408909910	Compression with diesel or semi-diesel of railway locomotiv or tra	0	2 089	0	37 771
8408909990	Compres with diesel or semi-diesel othof railway locomotiv or tra	2 187 784	14 208 133	3 059 815	36 067 062
8409100000	Parts suitable for use with the engine of heading 8407 or 8408 of a	96	2 028	49 314	121 352
8409911100	Combustion piston egn for machin of head 8429 or 8430 of carbur	4 633	182 820	114 133	12 041 650
8409911200	Combustion piston egn for machin of head 8429 or 8430 of cylindr	404	38 159	18 536	496 941
8409911300	Cylinder liners with internal diameter 50 mm <= 155 mm of head 8	2 966	15 445	120 858	368 181
8409911400	Oth cylinder liners with internal diamtr 50 mm <= 155 mm of head	5 317	65 463	43 208	1 326 039
8409911500	Cylinder heads & head covers formachinery heading 8429 ot 8430	7 224	83 157	301 779	2 171 687
8409911600	Pistons with an external diameter of 50 mm <= 155 mm of head 84	5 613	70 324	124 199	1 579 390
8409911700	Oth pistons with an external diameter of 50 mm <= 155 mm of hea	849	85 003	22 044	549 976
8409911800	Piston rings & gudgeon pins formachinery heading 8429 ot 8430	2 885	104 162	113 428	2 129 128
8409911900	Oth parts suitable for use with the engine machinery heading 8429	59 811	738 829	439 022	15 335 259
8409912100	Carburettors & parts there of vehicles of heading 8701	4 316	5 548	6 039	25 371
8409912200	Cylinder blocks for machinery heading 8701	5 557	16 504	3 770	65 006
8409912300	Cylinder liners with internal diameter 50 mm <= 155 mm of head in	0	20	0	992
8409912400	Oth cylinder liners with internal diamtr 50 mm <= 155 mm of head	826	48 753	19 498	288 792
8409912500	cylinder heads & head covers formachinery heading 8701	16 220	122 632	118 683	455 902
8409912600	Pistons with an external diameter of 50 mm <= 155 mm of heading	0	10 568	0	35 146
8409912700	Oth pistons with an external diameter of 50 mm <= 155 mm of hea	19	2 669	10 595	189 813
8409912800	Piston rings & gudgeon pins formachinery heading 8701	3 375	47 664	352 079	2 671 320
8409912900	Oth parts suitable for use with the engine machinery of heading 87	1 763	58 236	23 007	531 854
8409913100	Carburettors & parts there of vehicles of heading 8711	73 405	836 680	593 309	21 077 572
8409913200	Cylinder blocks; crank cases formachinery of heading 8711	31 158	639 418	571 563	9 080 470
8409913400	Cylinder liners for machinery of heading 8711	80 356	1 066 705	379 051	5 055 575
8409913500	Cylinder heads & head covers formachinery of heading 8711	7 286	66 476	93 643	953 626
8409913700	Pistons for machinery of heading 8711	13 901	349 110	152 981	3 601 225
8409913800	Piston rings & gudgeon pins formachinery of heading 8711	19 736	237 671	588 787	9 114 176
8409913900	Oth parts suitable for use with the engine for machinery of heading	139 918	1 953 793	3 266 489	52 264 462
8409914100	Carburettors & parts there of vehicles of heading 87	85 625	1 013 962	1 583 222	23 953 979
8409914200	Cylinder blocks; crank cases formachinery of heading 87	916 563	11 971 421	6 648 003	90 642 665
8409914300	Cylinder liners with internal diameter 50 mm <= 155 mm of head in	697	15 120	13 225	235 007
8409914400	Other cylinder liners with the engine for machinery of heading 87	13 002	283 561	216 163	3 319 059
8409914500	Cylinder heads & head covers formachinery of heading 87	144 753	2 375 094	2 840 328	28 566 448
8409914600	Pistons with an external diameter of 50 mm <= 155 mm of heading	98 707	790 677	810 871	10 089 673
8409914700	Oth pistons with an external diameter 50 mm <= 155 mm of headir	36 294	168 443	130 030	1 333 714
8409914800	Piston rings & gudgeon pins formachinery heading 87	18 236	242 160	710 225	8 798 228
8409914900	Oth parts suitable for use with the engine for machinery of heading	1 462 782	19 357 564	17 820 309	186 911 515
8409915100	Cyl block, crank case, marine propul eng power <= 22.38 kw for vesse	22 543	71 939	74 441	3 508 952
8409915200	Cyl liners, power < 22,38 kw of diamtr => 50 mm < 155 mm for vesse	0	734	0	31 200
8409915300	Oth cyl liners, power < 22,38 kw for vessel of heading 89	29	16 627	567	47 414
8409915400	Pistons, power < 22,38 kw of diamtr => 50 mm < 155 mm for vessel c	7 351	256 556	23 124	2 007 585
8409915500	Oth pistons, power < 22,38 kw for vessel of heading 89	4 609	10 402	9 312	503 552
8409915900	Oth suitable for use with the egn of power < 22,38 kw for vssl of he	85 343	906 171	760 392	8 343 015
8409916100	Cyl block, crank case, marine propul eng power > 22.38 kw for vessel	0	2 238	0	24 352
8409916200	Cyl liners, power > 22,38 kw of diamtr => 50 mm < 155 mm for vesse	28 049	214 423	44 935	320 136
8409916300	Oth Cyl liners, power > 22,38 kw of diamtr => 50 mm < 155 mm for ve	26 411	215 844	129 677	1 237 298
8409916400	Pistons, power > 22,38 kw of diamtr => 50 mm < 155 mm for vessel c	9 469	122 435	32 443	248 234
8409916500	Other piston for marine propulsion engines of power > 22.38 kw	13 124	25 680	35 931	236 111
8409916900	Oth suitable for use with the egn of power > 22,38 kw for vssl of he	6 275	360 039	28 194	1 942 977
8409917100	Carburettors & parts there of other eng	1 315	52 663	4 110	288 671
8409917200	Cylinder blocks for other engine	12 985	1 423 478	56 696	1 200 271
8409917300	Cyl liners for other engine with => 50 mm diameter < 155 mm	666	87 980	11 075	615 635
8409917400	Oth cyl liners for other engine	3 270	318 929	20 751	693 842
8409917500	Cyl heads & head covers for other eng	275	41 794	19 776	256 798
8409917600	Pistons for other engine with => 50 mm diameter < 155 mm	21	1 311	9 705	35 341
8409917700	Oth pistons for other engine	2 523	40 372	31 505	329 309
8409917800	Piston rings & gudgeon pins for other engine	1 632	27 692	25 854	436 686
8409917900	Other parts for engines	478 634	3 748 335	838 242	12 864 171
8409991100	Carburettors & parts there of for engine of machinery of head 8429	10 615	29 752	245 234	990 862
8409991200	cylinder blocks for engine of machinery of heading 8429/ 8430	11 021	102 423	165 380	1 820 621
8409991300	Cyl liners for eng mach head 8429/ 8430 with => 50 mm diameter <	52	6 373	1 242	72 725

I.3. IM POR M ENURUT KOM ODITI / IM PORT BY HS COM M ODITY
***** NOVEM BER / NOVEM BER 2014 *****

H S	Uraian Komoditi Commodity Description	Berat Bersih / Net Weight (Kg)		Nilai / Value C.I.F (US\$)	
		Bulan ini Current Month	Kumulatif Cum.Jan. to date	Bulan ini Current Month	Kumulatif Cum.Jan. to date
8409991400	Other cylinder liners for engine of machinery of head 8429/8430	77 834	391 674	1 843 877	10 104 972
8409991500	Cylinder head & head covers for engine of machinery of head 8429/	28 716	320 085	692 713	8 384 338
8409991600	Pistons for engine of machinery of head 8429/8430 with =>50 mm diameter <	15	4 189	368	66 078
8409991700	Other piston for engine of machinery of heading 8429/8430	3 032	48 936	335 027	1 061 852
8409991800	Pistons rings & gudgeon pins for engine of machinery of head 8429	1 048	19 500	20 987	451 544
8409991900	Other engine of machinery of heading 8429 or 8430	49 928	535 062	1 331 786	8 284 871
8409992100	Carburetors & parts thereof for engine of vehicles of heading 8701	5 938	76 874	5 660	145 176
8409992200	Cylinder blocks for engine of vehicles of heading 8701	30 643	350 371	55 762	591 625
8409992300	Cylinder liners for engine of vehicles of with =>50 mm diameter <155 mm	737	1 892	15 974	61 107
8409992400	Other cylinder liners for engines of vehicles of heading 8701	0	12 765	0	23 260
8409992500	Cylinder heads & head covers for engines of vehicles of heading 8701	290	25 106	10 312	314 015
8409992600	Pistons for engine of vehicle of heading 8701 with =>50 mm diameter <155 mm	175	427	1 526	7 864
8409992700	Other pistons for engines of vehicles of heading 8701	0	211	0	6 224
8409992800	Pistons rings & gudgeon pins for engines of vehicles of heading 8701	167	1 841	9 482	77 066
8409992900	Other for engines of vehicles of heading 8701	36 561	374 906	47 575	597 105
8409993100	Carburetors & parts thereof for engine of vehicles of heading 8711	3 741	27 168	5 913	125 580
8409993200	Cylinder blocks; crank cases for engines of vehicles of heading 8701	7 452	49 641	67 059	348 072
8409993300	Cylinder liners for engines of vehicles of heading 8711	256	4 963	1 401	74 456
8409993400	Cylinder heads & head covers for engines of vehicles of heading 8711	215	2 172	4 572	77 181
8409993500	Pistons for engines of vehicles of heading 8711	195	5 887	3 518	119 949
8409993600	Pistons rings & gudgeon pins for engines of vehicles of heading 8711	345	10 332	14 635	454 026
8409993900	Other for engines of vehicles of heading 8711	33 335	526 054	774 638	11 455 552
8409994100	Carburetors & parts thereof for engine of other vehicles of chapter 87	1	6 860	19	29 908
8409994200	Cylinder blocks; crank case for engine of other vehicles of chapter 87	518 884	8 805 781	3 401 900	67 262 971
8409994300	Cylinder liners for engine of other vehicle of chapter 87 with =>50 mm diameter <155	10 789	134 318	115 064	1 656 675
8409994400	Other cylinder liners for engines of other vehicles of heading 8701	5 852	132 233	99 503	676 028
8409994500	Cylinder heads & head covers for engines of other vehicles of chapter 87	103 847	1 817 208	1 147 243	19 690 366
8409994600	Pistons for engine of other vehicle of chapter 87 with =>50 mm diameter <155	5 860	150 465	67 739	1 437 636
8409994700	Other piston for engines of other vehicles of chapter 87	26 004	142 439	67 193	497 367
8409994800	Pistons rings & gudgeon pins for engines of other vehicles of chapter 87	32 634	408 332	294 477	3 359 052
8409994900	Other for engines of other vehicles of chapter 87	570 693	10 783 819	5 663 813	128 773 084
8409995100	Cylinder block, crank case, marine propulsion engine, power <= 22,38 kw for vss	0	3 276	0	26 689
8409995200	Cylinder liners of power <= 22,38 kw of diameter =>50 mm <155 mm for vss	0	2 223	0	11 775
8409995300	Other cylinder liners for engines of vss of chapter 89 with power < 22,38 kw	10 553	18 392	16 240	63 373
8409995400	Pistons for vss engine <= 22,38 kw of diameter =>50 mm diameter <= 155 mm of	0	668	0	1 717
8409995500	Other piston for engine of vss of chapter 89 with marine propulsion engine of power	0	1 226	0	7 004
8409995900	Other for vss of chapter 89, marine propulsion engine of power <= 22,38 kw, crank	3 444	105 787	14 884	940 256
8409996100	Cylinder block, crank case, marine propulsion engine, power >= 22,38 kw for vss	0	278	0	51 391
8409996200	Cylinder liners for vss engine >= 22,38 kw of diameter =>50 mm diameter <= 155 mm of	4 745	81 890	138 981	3 069 292
8409996300	Other cylinder liners for marine propulsion engines of power > 22,38 kw	10 573	119 825	93 253	681 518
8409996400	Pistons for vss engine >= 22,38 kw of diameter =>50 mm diameter <= 155 mm of	7 259	61 443	25 408	839 730
8409996500	Other piston for marine propulsion engines of power > 22,38 kw	6 376	130 764	92 158	1 680 657
8409996900	Other for marine propulsion engines of power > 22,38 kw	209 749	4 546 762	2 445 319	34 808 767
8409997100	Carburetors & parts thereof for other engines	5 239	135 373	64 877	1 146 575
8409997200	Cylinder blocks for other engines	16 045	121 611	348 505	2 963 888
8409997300	Cylinder liners for other engines with =>50 mm diameter <= 155 mm	1 562	9 554	3 293	14 916
8409997400	Other cylinder liners for other engines	42 895	325 454	857 246	3 780 892
8409997500	Cylinder heads & head covers for other engine	18 469	135 939	352 320	2 481 939
8409997600	Pistons for other engines with =>50 mm diameter <= 155 mm	0	16 994	0	153 761
8409997700	Other pistons for other engines	11 140	260 281	437 279	3 841 272
8409997800	Pistons rings & gudgeon pins for other engines	10 661	99 827	147 065	687 385
8409997900	Other than for engines	284 424	8 141 742	3 009 052	33 183 673
8410110000	Hydraulic turbine & water wheel of power <= 1,000 kw	64 216	423 796	173 339	2 182 647
8410120000	Hydraulic turbines and water wheels of >1,000 kw power < 10,000	108 519	441 286	2 056 609	6 543 479
8410130000	Hydraulic turbines and water wheels of with a power exceeding 10,000	0	143	0	387
8410900000	Parts, including regulators of hydraulic turbines and water wheels	111 786	1 577 433	279 760	8 646 709
8411110000	Turbo-jets of a thrust not exceeding 25 kn	19 852	536 596	571 802	8 339 530
8411120000	Turbo-jets of a thrust exceeding 25 kn	168	26 847	3 523	4 121 021
8411210000	Turbo-propellers of a power not exceeding 1,100 kw	3 057	52 806	1 024 191	6 611 051
8411220000	Turbo-propellers of a power exceeding 1,100 kw	19 954	39 608	220 840	11 213 131
8411810000	Other gas turbines of a power not exceeding 5,000 kw	15	230 484	5 079	20 655 776
8411820000	Other gas turbines of a power exceeding 5,000 kw	10 256	87 810	1 640 351	20 298 333
8411910000	Parts of turbo-jets/ turbo-propellers	1 024	22 331	272 265	1 479 261
8411990000	Other Parts of turbo-jets/ turbo-propellers	1 985 142	6 100 883	49 079 181	248 857 097

I.3. IM POR M ENURUT KOM ODITI / IM PORT BY HS COM M ODITY
***** NOVEM BER / NOVEM BER 2014 *****

H S	Uraian Komoditi Commodity Description	Berat Bersih / Net Weight (Kg)		Nilai / Value C.I.F (US\$)	
		Bulan ini Current Month	Kumulatif Cum.Jan. to date	Bulan ini Current Month	Kumulatif Cum.Jan. to date
8412100000	Reaction engines oth than turbo-jets	36 818	182 227	594 647	3 114 878
8412210000	Hydraulic power engines and motorswith linear acting (cylinders)	279 511	2 855 886	2 647 058	26 177 108
8412290000	Hydraulic power engines and motorswith other linear acting (cylind	140 803	4 079 296	4 595 315	61 621 873
8412310000	Pneumatic power engines andmotors with linear acting (cylinders)	38 048	515 319	709 777	8 294 168
8412390000	Pneumatic power engines and motorswith other linear acting (cyli	28 799	331 999	604 042	7 612 254
8412800000	Oth engines and motors	189 544	1 935 202	881 418	16 326 383
8412901000	Parts of engines of subheading 8412.10	81	1 803	10 977	100 485
8412909000	oth parts of engines of subheading 841	477 507	1 676 212	3 786 918	24 001 033
8413110000	Pumps for dispensing fuel/lubricants ofthe type used in fill station/	51 648	786 821	351 391	12 498 801
8413190000	OthPumps for dispens fuel/lubricants ofthe type used in fill statior	148 999	3 505 103	2 990 492	28 789 606
8413201000	Water pump for hand pump,oth than those of subheading 8413.1	101 235	465 641	131 505	1 151 135
8413209000	Oth Water pump for hand pump,oth than those of subheading 841	81 239	663 372	196 114	3 281 733
8413301200	Recipro/rotary for water pumps/ fuel ofkind eng of mtr vhl head 8;	235 001	2 425 362	4 633 163	54 479 054
8413301900	Reciprocating or rotary type for cooled pumps for intern combu	171 349	2 254 876	1 774 537	25 510 206
8413302100	Centrifugal type for water pumps/ fuel ofkind eng of mtr vhl head {	68 614	2 119 127	940 898	25 948 253
8413302900	Centrifugal type for cooling mediumpumps for intern combustion	16 781	185 276	228 681	2 793 929
8413309200	Other water pumps or fuel pumps of kindused for eng of mtr vhl h	326 966	4 211 043	8 851 249	123 750 522
8413309900	Other Cooling medium pumps for internalcombustion piston engir	280 868	3 308 993	5 999 987	73 368 411
8413400000	Concrete pumps	32 205	820 516	365 225	7 824 065
8413503000	Oth reciproc positif displacement pumps,of water pumps with flow	132 616	1 242 386	3 176 163	6 283 297
8413504000	Oth reciproc (+) displmnt pumps,of waterpumps with >8000m/h fl	585	52 891	4 515	1 621 633
8413509000	Oth reciproc positif displacement pumps,of water pumps with flow	192 413	2 303 185	2 362 805	44 573 884
8413603010	Oth rotary positive displacement pumps,elctry operated with flow	1 792	99 531	8 855	1 365 338
8413603020	Oth rotary positive displmnt pumps,notelctry operated with flow	27 267	221 317	86 954	1 055 280
8413604000	Oth rotary (+) displmnt pumps,of waterpumps with>8000m/h flow	3 731	24 487	22 519	146 964
8413609000	Oth rotary positive displacementpumps, with flow rate > 13000 m.	277 412	1 881 186	2 440 799	23 925 481
8413701100	Oth Ctrfgl pumps;sgl stage,water pmp forbelt drvr /drct coupl with	29 612	427 774	244 191	3 665 065
8413701900	Oth centrifugal pumps;single suctionhorizontal shaft water pumps	159 754	4 056 463	2 547 213	53 443 395
8413703100	Submersible water pumps with an inletdiameter <= 200 mm	160 333	1 331 766	512 826	4 000 290
8413703900	Submersible water pumps with an inletdiameter => 200 mm	94 196	1 445 668	459 710	7 439 871
8413704110	Oth water pumps of flow rate<8000m/h ofwith diamtr>200 mm oi	402 703	3 141 512	1 139 183	10 896 445
8413704120	Oth water pumps of flow rate<8000m/h ofwith diamtr>200 mm oi	8 579	638 404	17 992	4 166 251
8413704900	Oth water pumps of flow rate<8000m/hwith inlet diameter > 200	125 036	774 338	4 883 034	13 125 959
8413705100	Oth water pumps with > 8000 m/h flowrate <= 13000 m/h of dian	3 267	31 489	140 116	757 187
8413705900	Oth water pumps with flow rate>13000 m/hwith an inlet diameter	13 651	144 550	86 782	1 639 403
8413709100	Oth pumps with shafts common with theprime mover of an inlet d	0	211 434	0	4 658 671
8413709900	Oth pumps with shafts common with theprime mover of an inlet d	494 772	5 297 723	6 581 847	69 430 413
8413811110	Water pump with flow rate <= 8000 m/hwith electrically operated	80 028	948 801	483 807	4 826 475
8413811120	Water pump with flow rate <= 8000 m/hwith not electrically operat	312 815	2 451 106	467 101	3 947 154
8413811200	Water pump with > 8000 m/hflow rate <= 13000 m/h	80 428	523 892	287 105	3 583 200
8413811900	Water pump with flow rate >= 13000 m/h	1 181 023	4 067 877	7 560 934	43 113 932
8413820010	Liquid elevators with electricallyoperated	153 686	1 491 448	974 102	15 489 450
8413820020	Liquid elevators with not electricallyoperated	61 248	549 781	1 491 445	17 231 457
8413911000	Part of pumps subheading 8413.20.10	1 003 669	6 343 662	1 297 094	7 093 328
8413912000	Part of pumps subheading 8413.20.90	495	113 908	85 295	963 960
8413913000	Part of pumps subheading8413.70.11 and 8413.70.19	23 071	560 944	193 178	4 896 813
8413914000	Part of other centrifugal pumps	597 745	6 096 081	3 448 001	49 637 595
8413919000	Part of other pumps	1 749 717	14 759 902	10 638 773	127 521 008
8413920000	Part of liquid elevators	3 447	41 942	84 404	627 271
8414100000	Vakum pumps	76 658	1 375 736	1 391 826	15 795 594
8414201000	Hand or foot operated air pumps;for bicycle pumps	293 403	2 341 574	325 960	2 129 125
8414209000	Other Hand or foot operated air pumps	236 702	1 557 934	936 221	7 601 670
8414302000	Compressors of kind used in refrigeratequipment for automotive /	100 507	2 036 511	854 728	16 312 663
8414303000	Compressors of kind used in refrigeratequipment oth of seal unit f	8 990	204 778	76 930	2 120 445
8414304000	Compr kind refrgt eqp oth with cap refr>21.10 kw or displacmnt p	590 220	4 667 116	2 717 554	26 029 738
8414309000	Compr kind refrgt eqp oth with cap refr<21.10 kw or displacmnt p	3 878 863	45 265 795	17 169 089	236 980 671
8414400000	Air compressors mounted ona wheeled chasis for lowing	515 350	4 778 058	1 571 160	24 460 902
8414511000	Table fans and box fans	50	163 090	5 731	1 131 418
8414519100	Fans with protective screen	26 442	462 302	116 066	2 273 732
8414519900	Other fans with protective screen	562	427 397	14 460	888 968
8414592000	Explosion-proof air fans of kind used inunderground mining with c	1 783	20 866	27 823	265 978
8414593000	Blower with capacity < 125 kw	111 741	2 352 111	746 226	12 019 582
8414594100	Fans of a capacity <125 kw withprotective screen	100	6 346	2 686	125 123
8414594900	Oth fans of a capacity <125 kw withprotective screen	38 811	557 147	310 411	6 807 502

I.3. IM POR M ENURUT KOM ODITI / IM PORT BY HS COM M ODITY
 *** NOVEM BER / NOVEM BER 2014 ***

H S	Uraian Komoditi Commodity Description	Berat Bersih / Net Weight (Kg)		Nilai / Value C.I.F (US\$)	
		Bulan ini Current Month	Kumulatif Cum.Jan. to date	Bulan ini Current Month	Kumulatif Cum.Jan. to date
8414595000	Fans window with blowers	467 089	3 320 903	3 939 965	19 810 537
8414599100	Fans floor with protective screen	403	25 418	2 156	219 256
8414599900	Oth fans floor with protective screen	510 392	3 578 530	13 288 677	42 622 354
8414601100	Hoods have max horizon side<120 cm,fittwith a filter for laminer a	77 835	532 047	403 338	2 564 590
8414601900	Hood have max horiz side<120 cm,oth fittwith a filter for laminer a	34 770	290 781	191 487	1 926 761
8414609100	Hoods having maximum horizontal side<120 cm, to suitable for inc	361 933	968 489	6 438 112	9 173 739
8414609900	Hoods having maximum horizontal side<120 cm,oth suitable for in	1 204	181 704	9 452	724 228
8414801300	Hoods have max horizon side>120 cm,fittwith a filter for laminer a	0	35 350	0	651 937
8414801400	Hood have max horizon side<120 cm,fittwith a filter for laminer ai	4 077	859 761	58 094	8 134 249
8414801500	Hoods have max horizontal side>120 cm,no fitt with filter suitable	52 594	556 841	540 656	4 316 881
8414801900	Hoods have max horizontal side>120 cm,no fitt with filter,not suit	58	48 245	564	1 486 728
8414803000	Hoods have max horizon side<120 cm of free piston generators for	44 818	258 597	985 474	7 082 857
8414804100	Gas compr modul for use in oil drill oththan those of subhd 841430	3 401	1 061 656	42 500	48 144 093
8414804900	oth Gas compr modul for use in oil drill oth than those of subhd 84	490 755	6 485 193	6 344 576	106 362 001
8414805000	Hoods having maximum horizontalside < 120 cm for air pumps	38 673	684 760	266 838	3 885 094
8414809000	Hoods having maximum horizontalside > 120 cm for air pumps	652 455	5 809 975	8 603 000	71 452 272
8414901300	Parts of pumps or compressors for goods of subheading 8414.10	77 072	733 894	432 934	3 945 187
8414901400	Parts of pumps or compressors for goods of subheading 8414.20	11 025	29 966	30 371	139 491
8414901500	Parts of pumps or compressors for goods of subheading 8414.30	783 298	3 600 317	4 586 067	62 701 189
8414901600	Parts of pumps or compressors for goods of subheading 8414.40	47 331	559 894	136 788	2 097 158
8414901900	Oth parts of pumps or compressors for goods of subheading 8414.4	502 759	10 447 957	4 329 044	69 091 832
8414902100	Part of kind for fans suitable use in goods of heading 8415, 8418, 8	37 395	527 736	211 409	3 198 897
8414902900	Oth part of kind for fan suitable use in goods of heading 8415, 8418	1 892 248	11 413 368	2 788 145	29 850 435
8414903100	Hoods for goods of subheading 8414.60	5 109	44 157	25 944	440 458
8414903200	Hoods for goods of subheading 8414.80	31 974	558 612	3 181 601	10 052 404
8415101000	AC mach, windows/ wall types self-containor "split system" & out p	7 418 807	52 727 710	44 011 027	313 650 420
8415109000	AC mach, windows/ wall types self-containor "split system" & out p	258 386	1 494 430	2 618 846	14 088 851
8415201000	AC machine of a kind used for persons, in motor vehicles an out pu	31	52 204	417	205 679
8415209000	AC machine of a kind used for persons, in motor vehicles an out pu	9 328	15 748	42 342	87 767
8415811100	Inc.refri, reversible heat pump, used in aircraft of an output <= 21.10	908	22 789	14 047	121 329
8415811200	Inc.refri, revers heat pump, use in aircraft oput>21.10kw, air flow>67	1 323	143 167	12 825	400 426
8415811900	Inc.refri, revers heat pump, use in aircraft oput>21.10kw, air flow<67	28 987	612 894	248 868	5 180 688
8415812100	Inc.refri, revers heat pump, use in railway rolling stock an output<21	0	900	0	61 796
8415812900	Inc.refri, revers heat pump, use in railway rolling stock an output>21	112	33 891	1 710	274 210
8415813100	Inc.refri, revers heat pump u in vhl oththose of subhd 8415,20 outp	15 287	47 325	77 122	371 392
8415813900	Inc.refri, revers heat pump u in vhl oththose of subhd 8415,20 outp	207	165 034	5 069	1 289 048
8415819100	Refri, revrs heat pump, oth, use arcrf, railroad, output>21.10kw, airfl>	6 776	123 705	62 489	983 220
8415819300	Refri, revrs heat pump, oth, use arcrf, railroad, output<21.10kw	2 406	112 387	38 617	642 245
8415819400	Refri, revrs heat pump, oth, use arcrf, railroad, output<21.10kw but<	0	22 754	0	91 138
8415819900	Refri, revrs heat pump, oth, use arcrf, railroad, output>21.10kw but>	9 343	530 722	136 373	6 147 944
8415821100	Oth, incorp a refri unit of use aircraft, output>21.10kw, each evapat	409	11 138	5 320	52 709
8415821900	Oth, incorp a refri unit of use aircraft, output<21.10kw, each evapat	42 026	232 123	443 279	1 986 734
8415822900	Oth, incorporat refri unit of a kind used in railway roll stock outnpu	850	27 626	25 382	1 530 171
8415823900	Oth, incorporat a refri use in road vchle oth, those subhd8415.20 o	5 274	54 154	53 828	488 666
8415829100	Oth, incorporat.refri unit oth, used in arcrft, railwy, rd vhl an uoutput<	103 165	1 706 866	715 098	14 854 022
8415829900	Oth, incorporat.refri unit oth, used in arcrft, railwy, rd vhl an uoutput>	132 777	991 938	1 114 809	9 070 224
8415831100	Not incorp a refri unit of used in aircraft, output>21.10kw, airflw>67	0	384 390	0	1 322 038
8415831900	Not incorp a refri unit of used in aircraft, output<21.10kw, airflw<67	0	456 407	0	3 528 804
8415832900	Not incorporating a refrigrating unit of used in aircraft with output:	4	1 749	209	10 766
8415839100	Not inc.a refri unit of kind Non usedaircrf, railway, vhl an out put <	44 324	567 969	268 775	2 597 880
8415839900	Not inc.a refri unit of kind Non usedaircrf, railway, vhl an out put >	118 223	2 314 557	975 953	18 704 603
8415901300	Parts AC machines of kind used in aircrf, railway with an output < 21	952	14 290	12 902	197 836
8415901400	Parts AC mach with an output <21,10 kw of evapor/condensers for	235 894	2 831 421	2 590 515	33 004 553
8415901910	Parts AC mach with an output <21,10 kw of chasis or cabinets, welk	131 503	945 176	472 310	2 815 015
8415901990	Parts AC mach with an output <21,10 kw oth than of chasis/ cabin:	449 835	5 495 032	3 277 095	44 352 413
8415902500	Parts of mach with>21,10kw oput<26,38kw with evap<67,96 m/n	1 396	173 853	15 011	1 322 626
8415902600	Parts of mach with>21,10kw oput<26,38kw of kind used in aircrf/r	0	30 828	0	148 126
8415902900	Parts of mach with>21,10kw oput<26,38kw of kind used in motor	4 605	131 304	71 814	892 305
8415903500	Part mach with>26,38 kw output<52,75 kw with evap>67,96 m/m	4 553	184 474	41 711	1 812 534
8415903900	Part mach with>26,38 kw output<52,75 kw with evap<67,96 m/m	1 885	49 775	15 393	311 351
8415904500	Parts of mach with an output > 52,75 kw with evapor > 67,96 m/m	36 740	816 981	809 095	13 039 983
8415904900	Parts of mach with an output < 52,75 kw with evapor > 67,96 m/m	164 864	3 071 280	1 494 303	17 883 051
8416100000	Furnace burners for liquid fuel	3 865	526 834	70 800	6 204 839
8416200000	Other furnace burners, including combination burners	925 764	17 479 456	4 591 214	65 370 404

I.3. IM POR M ENURUT KOM ODITI / IM PORT BY HS COM M ODITY
***** NOVEM BER / NOVEM BER 2014 *****

H S	Uraian Komoditi Commodity Description	Berat Bersih / Net Weight (Kg)		Nilai / Value C.I.F (US\$)	
		Bulan ini Current Month	Kumulatif Cum.Jan. to date	Bulan ini Current Month	Kumulatif Cum.Jan. to date
8416300000	Mechanical stokers,including their mech grate,mech ash discharg	21 061	331 360	30 579	1 142 808
8416900000	Parts of furnaces burners for liquid orsolid or gas fuel, mechanical	97 633	2 542 149	715 299	24 098 978
8417100000	Furnace& oven for the roast,melt/oth heattreat.of ores,pyrite met	366 545	13 243 646	1 809 080	59 825 989
8417200000	Bakery ovens,including biskuit ovens	87 920	1 024 062	528 942	15 118 777
8417800000	Incinerators, non-electric	1 763 001	17 628 298	5 950 426	82 354 852
8417900000	Part of industrial/ laboratory furnaces & oven,including incinerator	18 459 747	49 262 634	38 731 829	144 786 474
8418101010	Refri-frez,fitt with separate externaldoor;household type with< 23	138 756	1 261 098	397 360	3 778 233
8418101090	Refri-frez,fitt with separate externaldoor;household type with> 23	1 216 471	9 421 072	5 190 099	38 926 413
8418109000	Refri-frez,fitt with separate externaldoor, industri type	269 680	996 455	1 037 742	4 313 743
8418210010	Refrigerator,household type withcompression type of capacity < 2	253	119 273	2 254	543 295
8418210090	Refrigerator,household type withcompression type of capacity > 2	33 492	221 325	267 900	1 649 523
8418290010	Refrigerator,household type oth thancompress type of capacity<=:	10 447	66 505	44 314	440 940
8418290090	Refrigerator,household type oth thancompres type of capacity > 2	0	12 556	0	61 974
8418301000	Freezer of the chest type,not exceed 200 i capacity	132 901	788 523	401 753	2 514 961
8418309000	Freezer of the chest type,not exceed 800 i capacity	386 648	3 466 737	1 361 110	14 806 088
8418401000	Freezer of the upright type,not exceed 200 i capacity	27 128	384 123	95 012	1 477 419
8418409000	Freezer of the upright type,not exceed 900 i capacity	5 350	66 821	66 754	698 823
8418501100	Refriger chambers, capacity>200 l of kindsuitable for medical,surgical	8 400	96 503	40 340	452 686
8418501900	Oth Refri chambers, capcty>200 l of kindsuitable for medical,surgic	409 781	5 041 360	1 958 026	23 396 283
8418509100	Refri chambers, capacity<200 l of kindsuitable for medical,surgical	97 021	478 994	498 706	4 588 475
8418509900	Refrigerating equipment,capacity <=200 l not for medical, surgical	773 932	7 362 155	3 082 846	34 161 940
8418610000	Heat pump oth than ACmachines of heading 84.15	53 250	762 164	375 295	5 109 108
8418691000	Beverage coolers equipment;heat pumps	101 429	1 176 707	524 422	6 759 640
8418693000	Drinking water coolers equipment;heatpumps	31 786	82 986	308 802	845 642
8418694100	Water chillers cap>21.10 kw for AC with a refrigerating equip;hea	183 085	1 611 117	1 431 929	13 728 084
8418694900	Water chillers cap>21.10 kw not for ACmachine with a refrigeratir	81 667	1 845 242	1 628 975	25 842 413
8418695000	Scale ice-maker units equipment;heat pumps	12 213	465 379	173 532	4 219 321
8418699000	Oth refrigrt/freez equip,oth than heat pump oth than air condition	693 834	4 259 308	6 627 852	35 854 200
8418910000	Part for good,sub 8418.(10,21,29,30,40),furniture to refri/freez	28 302	558 628	287 408	5 212 292
8418991000	Evaporators and condensers	407 896	7 334 166	1 890 970	29 088 582
8418994000	Aluminium rollbonds for sub 8418.10.10,8418.21, 8418.22 and 84	71 480	463 589	384 662	2 839 407
8418999010	Cabinets and doors, welded/painted	723 447	7 475 918	1 069 271	11 619 835
8418999090	Oth part refrig & freezers equipment electric/ oth	629 363	10 369 284	2 414 700	33 340 902
8419111000	Instant gas water heaters,for householdtype, non electric	69 720	531 041	616 592	4 844 063
8419119000	Instant gas water heaters,not forhousehold type, non electric	361 967	682 580	1 132 515	2 661 976
8419191000	Instant water heaters oth than gas ,for household type, non elect	15 730	137 063	39 439	398 561
8419199000	Instant water heaters oth than gas ,not for household type, non e	111	398 046	5 746	1 485 920
8419200000	Instant water heaters, non electric forMedical,surgical/ laboratory	45 362	271 944	1 549 939	8 464 370
8419311010	Evaporators,dryers for agriculture products, electrically operated	59 599	458 469	95 354	6 069 247
8419311090	Oth.than evaporators,dryers for agriproducts, electrically operatec	169 295	2 046 801	2 391 237	18 000 417
8419312000	Dryers for agriculture products, nonelectrically operated	1 722	176 345	56 626	936 218
8419321000	Dryers for wood, paper pulp, paper/paperboard, electrically opera	529 321	3 828 925	1 417 534	19 531 240
8419322000	Dryers for wood, paper pulp, paper/paperboard, non electrically o	0	71 890	0	145 214
8419391100	Dryers machine electrically operated, for manufacture PCB	29 361	349 723	127 561	3 716 998
8419391900	Other dryers machine electrically operated	473 331	5 217 761	3 939 037	56 732 944
8419392000	Other dryers machine not electrically operated	200	40 005	10 500	709 803
8419401000	Distilling/rectifying plant electrically operated	103 051	3 329 734	2 281 719	50 141 432
8419402000	Distilling/rectifying plant not electrically operated	3 390	146 441	52 113	2 195 335
8419501000	Heat exchange units for Cooling towers	396 211	3 852 411	2 438 789	21 380 647
8419509010	Condensers for air conditionersfor motor vehicles	5 507	163 889	86 548	2 214 192
8419509020	Oth condensers for air conditioners	28 298	621 982	625 623	7 762 289
8419509030	Oth condensers electrically operated	59 862	2 338 055	1 083 069	30 944 423
8419509040	Oth condensers not electrically operated	49 873	2 690 790	1 109 652	32 765 673
8419601000	Machinery for liquefying air or othgases electrically operated	830	2 529 998	23 657	39 379 915
8419602000	Machinery for liquefying air or othgases not electrically operated	0	384 927	0	8 795 869
8419811000	Oth.mach,plant&equip for make hot drink/for cook/ heat food, ele	35 897	581 345	393 735	10 402 612
8419812000	Oth.mach,plant&equip for make hot drink/for cook/ heat food,not	36 216	452 555	322 859	5 030 686
8419891300	Machinery by a proces involving heat for manufacture of PCB/PWI	1 263 344	1 571 182	7 129 790	12 200 258
8419891900	Oth mach for making hot drinks/for cooking/ heating food,electric	843 496	13 995 222	7 235 548	145 483 676
8419892000	Oth mach for making hot drinks/for cooking/ heating food,not elec	201 998	2 926 892	384 806	14 383 653
8419901200	Part machin for the treatment by procesinvolve heat,for manufact	53 662	1 994 926	697 797	25 704 453
8419901300	Parts of electrcally operated , casingfor cooling towers	12 842	234 138	69 384	2 080 223
8419901900	Parts, oth machicne electrically operated	155 174	5 063 457	1 796 783	49 618 254
8419902100	Part machine,non-electric op,for treatby proces involve heat ,hous	74 963	186 316	161 714	484 852

I.3. IM POR M ENURUT KOM ODITI / IM PORT BY HS COM M ODITY
***** NOVEM BER / NOVEM BER 2014 *****

H S	Uraian Komoditi Commodity Description	Berat Bersih / Net Weight (Kg)		Nilai / Value C.I.F (US\$)	
		Bulan ini Current Month	Kumulatif Cum.Jan. to date	Bulan ini Current Month	Kumulatif Cum.Jan. to date
8419902900	Part machine,non-electric op,for treatby proces involve heat ,not l	146 466	1 735 009	1 225 757	22 730 575
8420101000	Apprt.for the appl dry film/liquid photo resist,soldering paste, adh	74 386	232 062	132 809	2 380 260
8420102000	Oth Roller for ironing or wringers machsuitable for domestic use	1	18 151	495	207 606
8420109000	Oth calendering/ oth rolling machine	254 717	658 426	1 631 941	7 860 054
8420911000	Cylinders, parts of apparatus for theappl of dry film,liquid photo re	117	4 441	48 858	433 542
8420919000	Cylinders, parts for oth calendering/ oth rolling machine	6 874	97 108	123 103	1 162 252
8420991000	Oth parts of apparatus for the applic of dry film,liquid photo resist	340	7 879	44 024	734 535
8420999000	Oth parts for calendering/ oth rolling machines	15 024	107 114	138 030	960 426
8421110000	Centrifuges,including centrifugal dryers for cream separators	707	38 796	26 313	768 500
8421120010	Centrifuges,including centrifugal dryers for cloth dryers cap<30 l	41	32 834	764	285 916
8421120020	Centrifuges,including centrifugal dryers for cloth dryers cap>30 l	1 396	43 777	27 725	251 067
8421191000	Centrifuges,including centrifugal dryers for sugar manufacture	24 180	482 697	301 995	7 084 186
8421199000	Oth centrifuges,including centrifugal dryers	5 596	263 659	306 180	5 968 187
8421211100	Filtering/ purifying water machine & app for domestic use of a cap	53 445	1 434 924	368 898	8 903 930
8421211900	Oth filtering/ purifying water machin& app of a capacity <= 500 l/l	295 025	3 951 399	3 309 148	48 692 423
8421212200	Filtering/ purifying water machine & app,electrically operated of a	139 077	3 833 629	1 431 560	33 731 052
8421212300	Filtering/ purifying water machine & app,non electric operated of :	25 910	393 706	196 820	6 294 449
8421223000	For filter/purify beverages oth thanwater, electric operated of a ca	1 129	109 009	134 985	2 494 619
8421229000	For filter/ purify beverages oth than water of a capacity <= 500 l/hr	3 918	1 092 175	213 177	15 659 881
8421231100	Oil filters for internal combustionengines machinery pos 8429 or f	64 482	604 058	757 553	9 391 763
8421231900	Petrol filters for internal combustionengines machinery pos 8429	37 458	1 127 997	883 826	13 386 129
8421232100	Oil filters for motor vehicles ofchapter 87	92 280	1 279 013	1 065 586	16 779 770
8421232900	Petrol filters for motor vehicles ofchapter 87	61 989	956 231	1 058 497	14 473 062
8421239100	Oil filters for internal combustionengines machinery pos 8429 or f	30 413	472 638	475 725	7 251 237
8421239900	Petrol filters for internal combustionengines machinery pos 8429	126 276	1 123 421	886 703	13 651 403
8421291000	Filter/ purify mach& appa for liquid of akind used for medical, surgi	47 058	273 505	305 508	5 650 065
8421292000	Filter/ purify mach& apparatus for liquidof a kind used for sugar ma	4 645	484 866	51 355	5 096 125
8421293000	Filter/ purify mach& apparatus for liquidof a kind used in oil drill op	105 423	601 671	631 111	8 585 464
8421294000	Filter/ purify mach& apparatus for petrolfilters	5 870	94 658	55 019	1 266 761
8421295000	Filter/ purify mach& apparatus for oil filters	13 403	158 990	356 296	2 457 399
8421299000	Oth filtering machinery & apparatus forliquids not electrically oper	724 308	5 157 091	3 455 957	72 445 480
8421311000	Intake air filters for inter combustionengines for machine chapter :	21 518	253 393	247 826	3 888 750
8421312000	Intake air filters for inter combustionengines for motor vehicles of	49 991	676 062	656 085	10 031 702
8421319000	Oth intake air filters for internalcombustion engines	120 677	1 668 699	1 194 667	18 984 783
8421392000	Air purifiers	698 426	9 011 950	5 527 620	72 052 038
8421399000	Filtering machines& apparatus for gases	1 796 661	15 403 395	18 187 291	135 773 394
8421911000	Parts of goods of subheading 8421.12, of centrifuges,includ centrif	278	6 581	68 843	401 204
8421912000	Parts of goods of subheading 8421.19.10of centrifuges,includ cent	1 609	20 763	91 740	735 638
8421919000	Parts of subhd 8421.11.00/8421.19.90 ofcentrifuges,includ centrif	22 294	249 761	364 169	4 185 575
8421992000	Parts filter cartridges of filter,subhd8421.23	24 034	470 183	415 834	9 374 847
8421993000	Parts of goods of subheading 8421.31	41 654	558 528	744 273	8 940 322
8421999100	Oth parts of goods of subheading8421.29.20	1 982	14 383	43 115	452 287
8421999400	Oth parts of goods of subheading 8421.21.11/8421.21.21	87 282	1 102 818	339 245	4 000 811
8421999500	Oth part of subhd 8421.31,8421.23.11,8421.23.19,8421.23.91/842	8 024	84 213	62 739	1 128 708
8421999900	Oth parts of goods of subheading8421.21.11/8421.21.21	377 095	5 349 234	8 248 771	72 349 853
8422110000	Dish washing machin of the house holdtype	1 190	16 275	16 327	170 482
8422190000	Dish washing machines not of thehousehold type	22 000	166 667	713 028	3 339 650
8422200000	Machinery for cleaning/ drying bottles or oth containers	4 138	322 595	80 067	10 436 452
8422300000	Machinery for aerating beverages,filling,closing,seal,label bottles, :	411 608	4 783 858	8 928 933	147 233 198
8422400000	Other packing, wrapping machinery(inc heat-shrink wrapping machi	718 602	7 047 580	13 024 476	326 506 722
8422901000	Parts of goods of subheading 8422.11	2 235	16 095	123 645	590 375
8422909000	Part goods of subhd 8422 of oth than subheading 8422.11	150 997	1 812 938	6 169 849	116 540 754
8423101000	Personal weighing machin,including baby& household scales,electr	14 281	248 146	163 721	918 432
8423102000	Personal weighing machin,including baby& household scales,not e	113 079	864 232	210 163	1 725 342
8423201000	Scales for continuous weighing of goodson conveyors, electrically :	145 727	869 807	650 615	9 384 998
8423202000	Scales for continuous weighing of goodson conveyors, not electric	123	19 193	5 282	291 794
8423301000	Constan weight scales,prede temin weightscales & hopper scales,e	13 184	245 371	429 091	4 961 461
8423302000	Constan weight scales,prede temin weightscales& hopper scales,no	20 680	91 163	69 765	359 916
8423811000	Oth weighing machinery,max capacity<=30 kg, electrically operate	51 397	368 851	639 949	5 532 623
8423812000	Oth weighing machinery,max capacity<=30 kg, not electrically ope	134 045	1 666 520	234 768	2 868 230
8423821100	Oth.weigh mach,having a maximum weight30<capacity <= 1 000kg	4 140	78 267	58 172	503 283
8423821900	Oth.weigh mach,having a maximum weight1000<capacity <= 5 000	59 984	435 443	62 099	1 438 006
8423822100	Oth.weigh mach,having a maximum weight30<capacity <= 1 000kg	8 812	130 952	46 699	284 761
8423822900	Oth.weigh mach,having a maximum weight1000<capacity <= 5 000	21 550	206 837	54 885	474 353

I.3. IM POR M ENURUT KOM ODITI / IM PORT BY HS COM M ODITY
***** NOVEM BER / NOVEM BER 2014 *****

H S	Uraian Komoditi Commodity Description	Berat Bersih / Net Weight (Kg)		Nilai / Value C.I.F (US\$)	
		Bulan ini Current Month	Kumulatif Cum.Jan. to date	Bulan ini Current Month	Kumulatif Cum.Jan. to date
8423891000	Oth weigh mach,oth.capacity > 5 000kg,electrically operated	175 283	1 951 049	698 648	9 150 687
8423892000	Oth weigh mach,oth.capacity > 5 000kg,not electrically operated	116 606	939 208	282 226	2 528 267
8423901000	Weighing machine weights	3 951	118 791	29 834	1 584 095
8423902100	Parts of Weighing machinery, electrical operated	23 183	429 502	403 248	7 182 712
8423902900	Parts of Weighing machinery,not electrical operated	22 174	340 779	201 589	2 029 538
8424101000	Fire extinguishers,whether/ not charged suitable for aircraft use	0	9 761	0	33 480
8424109000	Fire extinguishers,whether/ not charged for oth than aircraft use	47 605	870 224	90 786	2 469 864
8424201100	Spray guns & similar appliances for agri/ horticultural,electric oper	573	17 834	8 041	92 212
8424201900	Spray guns&similar appliances not foragricult/ horticultural,electric	13 089	308 107	186 038	3 896 746
8424202100	Spray guns & similar appliances foragricultural/ horticultural,not el	360	95 350	2 263	510 923
8424202900	Spray guns&similar appliances not foragricultural/ horticultural,not	55 142	471 839	1 312 861	4 643 278
8424300000	Steam/ sand blasting machines& similar jet projecting machines, el	297 670	2 345 956	1 914 813	20 903 104
8424811000	Oth spraying liquid machine for agricul/ hortikultural, drip irrigatio	12 830	378 001	120 129	2 362 697
8424813000	Hand-operated insecticide sprayers foragriculture/ horticulture	97 027	950 548	378 941	4 838 034
8424814000	Oth.mach appliances for agricultural orhortikultural, not electically	63 507	735 007	161 515	1 848 673
8424815000	Oth.mach appliances for agricultural orhorti,oth drip irrigation syst	64 316	692 015	177 459	2 869 713
8424891000	Hand operated household sprayers ofcapacity not exceeding 3 l	40 060	647 869	140 525	2 167 889
8424892000	spray heads with dip tubes	20 874	316 824	111 184	1 447 031
8424894000	Dispersing/ spraying machine of chemical or electrochemical, for m	3 182	36 515	87 829	1 022 606
8424895000	Oth appl for project,dispers,spray liquids/ powders,not household	169 776	4 069 647	1 672 109	43 830 581
8424899000	Oth appl for project,dispers,spray liquids/ powders,not household	287 144	2 189 987	1 650 459	12 627 872
8424901000	Parts of fire extinguisher	66 733	780 521	1 715 973	10 181 722
8424902100	Parts of spray guns, of good of subhead8424.20.11,electrically ope	56	1 343	11 145	34 459
8424902300	Parts of spray gun,oth than of good of subhead 8424.20.11,electric	37 827	651 497	1 366 089	5 513 938
8424902400	Parts of spray guns, of good of subhead8424.20.11,not electrically	50	46 077	128	413 430
8424902900	Parts of spray gun,oth than of good of subhead 8424.20.11,not ele	26 625	540 119	259 783	3 520 845
8424903000	Parts of steam/ sand blasting machine & similar jet projecting mach	169 183	397 889	573 252	4 108 078
8424909300	Parts of oth appliance of subhead8424.81.10/8424.81.20	128	32 476	7 398	167 886
8424909400	Parts of oth appliance of subhead8424.81.30/8424.81.40	8 457	250 502	22 537	747 302
8424909500	Parts of oth appliance of subhead8424.81.10/8424.81.20	7 232	47 332	65 589	504 497
8424909900	Oth mechanical appliances (whether/ not hand operated)	239 819	3 797 728	1 822 725	30 307 865
8425110000	Pulley tackle & hoists oth than skip for raising vehicles, by electric	201 546	2 696 192	1 415 450	22 022 539
8425190000	Pulley tackle & hoists oth than skip for raising vehicles, not electric	294 289	3 889 117	1 245 170	16 675 820
8425310000	Oth winches; capstans, powered by electric motor	32 923	1 394 213	170 914	7 814 038
8425390000	Oth winches;capstans,oth than powered by oth electric motor	247 723	3 379 791	1 516 362	29 578 312
8425410000	Jacks hoists of built in jacking system of a type used in garages	60 968	804 336	156 979	2 128 195
8425421000	Jacks used in tipping mechanism for lorries	95 089	1 172 702	149 266	1 963 418
8425429000	Oth jacks and hoists, hydraulic	837 305	6 607 517	1 929 096	19 863 966
8425491000	Oth jacks;hoists of a kind used for raising vehicles, electrically oper	25 814	270 141	133 199	2 495 025
8425492000	Oth jacks;hoists of a kind used for raising vehicles, not electric oper	67 012	2 472 869	236 124	6 072 778
8426110000	Overhead traveling cranes on fixed support	334 783	7 314 693	950 587	26 009 240
8426120000	Mobile lifting frames on tyres and straddle carries	692 350	6 887 799	2 908 549	30 462 667
8426192000	Bridge cranes	29 503	3 262 102	16 500	9 702 967
8426193000	Gantry cranes	1 373 491	9 889 844	7 261 044	51 045 593
8426199000	Other transporter cranes	1 627 671	21 451 779	7 913 974	116 002 581
8426200000	Tower cranes	1 032 838	11 740 032	2 978 516	28 466 200
8426300000	Portal/ pedestal jib cranes	606 228	4 702 263	2 606 311	20 001 597
8426410000	Other Mobile lifting frames, self propelled, on tyres	125 040	3 841 536	716 281	29 353 828
8426490000	Other Mobile lifting frames, self propelled,oth than on tyres	1 353 646	13 669 559	6 629 859	58 229 911
8426910000	Other derricks machine designed for mounting on road vehicles	299 922	4 753 445	1 112 550	10 940 200
8426990000	Other derricks machine designed for mounting oth than on road v	183 357	3 896 457	1 593 872	23 903 990
8427100000	Self-propelled trucks powered by an electric motor	1 006 298	9 751 759	6 304 977	59 351 066
8427200000	Oth self-propelled trucks	2 441 959	27 057 964	9 049 375	113 558 934
8427900000	Oth trucks	297 507	4 025 466	957 168	19 681 419
8428101000	Passenger lifts	2 713 648	25 779 537	10 090 639	98 625 021
8428102100	Oth lifts of a kind used in buildings	276 164	1 763 721	426 762	4 146 247
8428102900	Oth lifts oth than of a kind used in buildings	129 735	2 911 361	681 468	18 455 366
8428109000	Skip hoists	24 532	542 081	254 016	3 478 580
8428201000	Pneumatic elevators and conveyors for agricultural use	97	211 142	851	1 010 685
8428202000	Automated machines for the transport, handling & storage of PCB/	319 853	624 452	2 403 532	9 597 251
8428209000	Oth pneumatic elevators & conveyors	415 641	4 251 445	2 786 746	47 680 337
8428310000	Oth continuous act elevators & conveyor specially designed for un	111 492	1 027 546	246 822	3 297 276
8428321000	Oth continuous act elevators & conveyor of bucket type, used for a	0	87 177	0	437 430
8428329000	Oth continuous act elevators & conveyor of bucket type, not used f	41 668	5 768 584	1 007 754	45 359 825

I.3. IM POR M ENURUT KOM ODITI / IM PORT BY HS COM M ODITY
***** NOVEM BER / NOVEM BER 2014 *****

H S	Uraian Komoditi Commodity Description	Berat Bersih / Net Weight (Kg)		Nilai / Value C.I.F (US\$)	
		Bulan ini Current Month	Kumulatif Cum.Jan. to date	Bulan ini Current Month	Kumulatif Cum.Jan. to date
8428331000	conveyors belt , of kind use foragricultural type	3 001	234 394	759 573	1 479 429
8428332000	conveyor belt, Automated machiine forthe transport,hand & stora	26 820	1 323 760	187 630	6 238 068
8428339000	Other conveyor belt	2 773	1 389 196	20 723	5 170 528
8428391000	Other elevator of kind use foragriculture	0	25 704	0	212 680
8428393000	Oth elevator, automated machin fortransport, handling & storage	50 985	325 781	1 803 146	7 526 306
8428399000	Oth continuous-action elevators&conveyor, for goods/materials	2 698 785	24 182 425	16 651 495	152 384 123
8428400000	Escalators and moving walkways	624 772	8 274 145	1 784 503	23 081 429
8428600000	Teleferics, chair-lifts, ski-draglines;traction mechanisms for funicul	7 306	14 938	31 911	89 494
8428902000	Automated machine for the transport ,handling&storage of PCB/	3 159	265 101	241 920	6 998 278
8428903000	Mine wagon, locomotive/wagon transeverss,similar railway wago	56 561	529 141	220 798	2 140 340
8428909000	Other machine for lifting, handling, loading/unloading	10 230 924	18 112 214	4 174 803	56 930 140
8429110000	Track laying, bulldozers and angledozers	197 921	9 102 545	1 751 419	87 236 324
8429190000	Bulldozer & angledozers other than track laying	245 338	1 682 504	1 881 316	11 579 791
8429200000	Graders and levellers	287 912	7 383 624	2 607 028	77 509 885
8429300000	Scrapers	28	80 643	9 820	559 090
8429403000	Tamping machines	32 135	1 236 220	39 159	7 002 542
8429404000	Vibratory smooth drum rollers, withcentrifuge force drum<20 ton	115 005	1 883 047	792 310	9 910 809
8429405000	Other vibratory road rollers	147 396	3 124 940	668 513	16 286 381
8429409000	Other Tamping mcachine and road rollers	81 238	842 925	216 150	3 927 520
8429510000	Front-end shovel loaders	1 480 226	19 724 043	8 746 307	112 388 413
8429520000	Mach with a 360,revolving super struct,mech shovels,excavators a	4 278 104	86 368 583	20 199 622	399 022 598
8429590000	Mech shovels,excavators & shove loaderoth front-end shovel,canr	614 247	7 716 072	671 452	28 378 468
8430100000	Pile-drivers and pile-extractors	1 653 340	9 814 519	1 846 450	22 554 687
8430200000	Snow-ploughs and snow-blowers	0	3 819	0	57 862
8430310000	Coal/rock cutters and tunneling machine , self-propelled	11 201	713 494	18 331	2 490 165
8430390000	Coal/rock cutters and tunneling machine ,oth than self-propelled	59 317	952 824	744 138	7 353 655
8430410000	Oth boring/sinking machinery selfpropelled	975 906	7 364 619	6 627 582	67 835 330
8430491000	Boring mach,Wellhead platforms & integra produc modules for us	109 625	748 195	813 528	12 903 494
8430499000	Other boring or sinking machinery, notself propeled	2 841	6 147 484	765 466	46 272 494
8430500000	Oth moving,grading,levelling,scrapingmachinery, self-propelled	146 940	1 917 768	227 718	16 441 326
8430610000	Tamping/compacting machinery, not self propelled	39 503	377 448	112 076	1 102 682
8430690000	Oth machinery of hedaing 84.30 not self-propelled	9 882	1 396 736	57 308	18 538 966
8431101300	Parts suitable for of goods of subhead8425.19,8425.39or8425.49,4	292 348	1 306 518	2 070 705	19 583 007
8431101900	Oth parts suitable for of goods ofheading 84.25,electrically operat	44 668	1 210 020	431 491	20 062 900
8431102200	Part suitable for goods of sub 8425.11,842520,8425.31,8425.41,84	8 895	454 210	38 001	1 471 233
8431102900	Oth parts suitable for of goods ofheading 84.25,not electrically op	35 771	915 932	122 418	6 563 133
8431200000	Parts suitable for goods of head 84.27	118 231	1 202 845	657 954	9 624 779
8431311000	Parts of goods of shd 8428.10.(21,29),8428.10.90,of lift skip hoist/	190 559	1 851 895	1 086 314	9 390 206
8431312000	Parts of goods of shd 8428.10.10), 8428.40.00,of lift skip hoist/esc	357 864	3 253 586	2 627 906	20 005 129
8431391000	Part suitable for goods sub 8428.20.10,8428.32.10, 8428.33.10/84	5 346	331 646	147 071	3 789 338
8431392000	Parts suitable for goods of subheading 8428.90	18 763	157 043	86 197	3 770 644
8431394000	Part of auto mach. for transport/storage of PCB/PWBs/PCAs	20 740	265 556	148 737	3 152 383
8431399000	Part of other lifting,handling/loadingmachine	305 719	4 446 494	4 226 342	54 019 683
8431411000	Buckets, shovels, grabs and grips,ofmachine of subheading 84.26	112 487	2 438 588	1 508 566	12 049 681
8431419000	Buckets, shovels, grabs and grips,ofmachine other than of subhea	208 508	3 341 288	1 228 624	18 839 192
8431420000	Bulldozer or angledozer blades	76 337	2 347 418	848 935	15 019 739
8431430000	Parts of boring/sinking machinery of subhead 8430.41/8430.49	924 695	20 859 366	20 104 764	315 863 054
8431491000	Parts of machinery of heading 84.26 oththan Buckets, shovels, gra	185 289	5 992 479	1 292 699	65 537 040
8431492000	Cutting edges or end bits for scrapers,graders/levellers	245 767	7 537 771	2 635 398	26 488 501
8431494000	Cutting edges or end bits for bulldozeror angledozer blades	504 460	2 198 899	739 090	3 719 719
8431495000	Parts of road rollers	191 177	2 552 038	1 182 504	13 393 081
8431496000	Oth parts of machinery of heading 84.30.20.00	0	23 373	0	124 092
8431499000	Oth parts suitable use of machinery ofheading 84.30	6 060 956	66 666 853	31 055 464	383 513 688
8432100000	Ploughs	3 284	86 605	12 496	472 887
8432210000	Disc harrows	4	78 567	64	461 587
8432290000	Scarifiers, cultivators, weeders, hoesand oths harrows	1 875	193 333	58 890	1 216 440
8432300000	Seeders, planters and transplanter	15 012	121 965	182 003	1 697 838
8432400000	Manure spreaders ,fertiliser distributor	3 264	35 552	42 897	454 324
8432801000	Other machinery for soil preparation orcultivation;of agricult/hort	52 458	266 868	555 554	3 284 221
8432802000	Lawn/sports-ground rollers	0	14 516	0	289 389
8432809000	Other machinery for soil preparation orcultivation	474	86 355	66 546	955 578
8432901000	Parts of machinery of subheading8432.80.90	5 773	15 697	3 098	153 163
8432902000	Parts of lawn/sport-ground rollers	2	3	13	15
8432909000	Parts oth machinery for soil preparation/cultivation	6 138	498 075	88 872	3 069 238

I.3. IM POR M ENURUT KOM ODITI / IM PORT BY HS COM M ODITY

*** NOVEM BER / NOVEM BER 2014 ***

H S	Uraian Komoditi Commodity Description	Berat Bersih / Net Weight (Kg)		Nilai / Value C.I.F (US\$)	
		Bulan ini Current Month	Kumulatif Cum.Jan. to date	Bulan ini Current Month	Kumulatif Cum.Jan. to date
8433110000	Mowers for lawns,parks/ ground,poweredwith the cutting device r	244 871	1 804 364	641 358	6 059 375
8433191000	Mowers for lawns,parks/ sports-groundsmannually operated	0	863	0	482
8433199000	Oth mowers for lawns, parks/ sport ground,oth than manually ope	74 282	664 505	337 145	3 168 375
8433200000	Oth mowers,including cutter bars fortractor mounting	8 398	511 378	55 702	764 690
8433300000	Other haymaking machinery	274	32 988	3 233	65 521
8433400000	Straw or fodder baler,including pick-upbalers	3	6 895	1 443	126 516
8433510000	Combined harvester-threshers macinery	333 305	3 199 593	1 573 150	19 130 704
8433520000	Other threshing machinery	11	106 730	6 821	341 049
8433530000	Root or tuber harvesting machines	0	2 798	0	10 477
8433591000	Cotton pickers and cotton gins	0	66	0	6 671
8433599000	Other harvesting, thresing machinery	14 097	180 629	86 733	2 268 666
8433601000	Machin for cleaning,sorting/ grading eggfruit/ oth agricultur prod,el	8 230	75 730	109 672	1 633 325
8433602000	Machin for cleaning,sorting/ grading eggfruit/ oth agricultur prod,n	0	2 870	0	245 793
8433901000	Part mach:castor,of 100< diameter(inc tyres)<= 250mm,width whe	624	25 779	5 309	152 477
8433902000	Other parts machine of goods of subhead8433.11 or 8433.19.90	42 203	372 155	73 789	1 107 085
8433903000	Other parts machine of goods of subhead 8433.19.10	0	4 519	0	116 845
8433909000	Other parts harvesting or threshingmachine	60 414	534 159	226 704	2 733 024
8434101000	Milking machines, electrically operated	900	44 779	8 424	881 789
8434201000	Dairy machinery, electrically operated	6 386	200 617	518 642	10 908 935
8434202000	Dairy mach, not electrically operated	0	1 104	0	64 273
8434901000	Parts of milking & dairy mach.of electoperated machines	4 373	63 509	448 237	4 894 383
8434902000	Parts of milk & dairy mach of non electoperated machines	0	35 038	0	1 247 837
8435101000	Presses,crushers & manufacture of wine,cider,fruit juices,electric c	67 356	1 017 451	384 547	6 702 504
8435102000	Presses,crushers & manufacture of wine,cider,fruit juices,not elect	595	75 402	1 861	99 379
8435901000	Parts of presses,crushers & manufactureof wine,cider,fruit juices,e	149 277	1 156 048	447 191	4 756 355
8435902000	Parts of presses,crushers & manufactureof wine,cider,fruit juices,r	0	8 084	0	20 767
8436101000	Machinery for preparing animal feedingstuffs, electrically operate	562 354	7 146 825	3 182 174	42 982 129
8436102000	Machinery for preparing animal feedingstuffs, not electrically oper	836	162 789	6 765	994 300
8436211000	Poultry incubators & brooders, electricoperated	83 987	2 084 475	1 624 592	23 549 359
8436212000	Poultry incubators & brooders, notelectrically operated	1 213	84 168	33 727	786 281
8436291000	Oth poultry-keeping machinery, electricoperated	271 050	2 737 637	1 071 639	10 123 744
8436292000	Oth poultry-keeping machinery, notelectrically operated	60 782	1 377 334	130 977	5 067 665
8436801100	Other agric or horticultural machine,electric operated, inc Germin:	25 323	328 617	103 467	1 110 887
8436801900	Other machine, electric operated for poultry include bee keeping	17 353	1 426 612	69 431	7 152 953
8436802100	Other agric or horticultural machine,not electric operated, inc Ger	0	16 932	0	176 332
8436802900	Other machine, not electric operated for poultry include bee kepi	29 435	271 431	122 122	1 077 127
8436911000	Parts of poultry-keeping machinery/ poultry,incubator & brooders	36 717	607 487	353 816	5 428 398
8436912000	Parts of poultry-keeping machinery/ poultry,incubator&brooders,r	6 399	877 715	69 375	1 832 621
8436991100	Parts of other machin for agri & horti type,electric operated	23 217	151 962	47 034	370 343
8436991900	Parts of other poultry/bee-keeping machin, electric operated	32 323	1 294 903	237 095	6 184 186
8436992100	Parts of other machin for agri & hortitype/germanium ,not electric	19 834	142 144	146 919	1 503 052
8436992900	Parts of other poultry/bee-keepingmachine, not electric operated	61 996	452 681	454 289	2 907 258
8437101000	Machinery for grains;winnowing & cleanmachine, electrically oper	27 194	3 149 823	249 364	17 238 692
8437102000	Machinery for grains;winnowing & cleanmachines,not electric ope	4 463	30 562	192 461	758 966
8437103000	Machine for clean,sorting/ grading seed ,grain dried leguminous ve	78 524	1 958 494	599 914	12 449 288
8437104000	Mach for clean,sorting/ grad seed,graingt dried leguminous vegetabl	0	35 447	0	89 762
8437801000	Rice hullers & cone type rice mills,electrically operated	134 344	649 843	953 389	2 065 584
8437802000	Machinery for rice hullers & cone typerice mills,not electrically oper	5 021	585 454	7 739	755 370
8437803000	Cofee & corn mills machine for industrytype, electrical operated	154 886	222 381	440 092	1 933 800
8437804000	Cofee & corn mills machine for industrytype, not electrical operate	0	148 727	0	171 133
8437805100	Polishing machine for rice, sieving,bran cleaning&husking machine	13 220	1 029 105	24 264	7 607 828
8437805900	Other machine used in the milling indust or working of cerals, elec	81 220	1 081 672	294 989	10 733 464
8437806100	Polishing machine for rice, sieving,bran cleaning&husking machine	13 511	855 491	10 609	926 016
8437806900	Other machine used in the milling indust or working of cerals, not	5 606	795 561	12 277	3 695 458
8437901100	Parts of machin of subheading 8437.10 ,electrically operated	48 235	748 408	295 867	4 828 938
8437901900	Parts of machines oth than of subhead8437.10,electrically operate	58 080	1 585 588	161 050	7 411 731
8437902100	Parts of machines of subheading 8437.10,not electrically operated	0	100 030	0	192 178
8437902900	Oth parts of machines of subheading8437.10, not electrically oper	104 857	1 532 615	126 103	2 124 819
8438101000	Bakery machine,macaroni,spaghetti/simila products, electrically o	148 222	3 185 896	1 469 811	43 326 443
8438102000	Bakery machine,macaroni,spaghetti/simila products, not electrical	48 731	599 268	55 248	923 645
8438201000	Machine for the manufac of confectionary cocoa/ chocolate, electr	69 585	1 080 108	3 188 617	35 682 921
8438202000	Machine for the manufacture of confectionary chocolate,not elect	0	62 797	0	2 563 471
8438301000	Machine for sugar manufacture, electricoperated	139 728	1 088 865	632 306	5 325 325
8438302000	Machinery for sugar manufacture, notelectrically operated	2 414	4 949	33 290	38 292

I.3. IM POR M ENURUT KOM ODITI / IM PORT BY HS COM M ODITY
***** NOVEM BER / NOVEM BER 2014 *****

H S	Uraian Komoditi Commodity Description	Berat Bersih / Net Weight (Kg)		Nilai / Value C.I.F (US\$)	
		Bulan ini Current Month	Kumulatif Cum.Jan. to date	Bulan ini Current Month	Kumulatif Cum.Jan. to date
8438400000	Brewery machinery, electrically operated	33 350	1 057 520	248 622	16 456 678
8438501000	Mach for the preparation of meat/poultry ,electrically operated	69 078	869 578	1 868 824	20 146 599
8438502000	Mach for the preparation of meat/poultry ,not electrically operate	16 448	176 766	42 324	491 672
8438601000	Machiner for the preparation of fruits,nuts/vegetable, electrically	41 085	398 886	225 996	10 775 704
8438602000	Machiner for the preparation of fruits,nuts/vegetable, not electric	35 821	175 948	59 431	320 755
8438801100	Coffee pulpers, electrically operated	287 956	695 046	3 708 242	8 858 783
8438801200	Coffee pulpers, not electricallyoperated	54	13 791	120	27 507
8438809100	Other machine for the industrial preparation/ manufacture, electri	203 112	1 741 956	3 583 297	44 705 900
8438809200	Other machine for the industrial preparation/ manufacture, not el	13 098	203 723	35 321	485 507
8438901100	Parts of electrically operated machineof subheading 8438.30.10	2 128	192 172	48 954	1 747 075
8438901200	Part of coffee pulper,electric operatedmachines	0	920 409	0	197 342
8438901900	Parts of oths goods of heading 84.38 electrically operated	110 729	1 598 221	4 108 119	35 141 103
8438902100	Parts of goods of subheading 8438.30.20not electrically operated	33 304	670 020	76 070	2 229 758
8438902200	Part of coffee pulpers,non electric operated machines	0	64	0	4 598
8438902900	Parts of oth goods of heading 84.38.20 of coffee pulpers,not elect	10 227	236 545	358 034	12 264 377
8439100000	Machinery for making pulp of fibrouscellulosic material	44 376	177 567	252 034	983 975
8439200000	Machinery for making paper/paperboard	97 055	4 446 544	2 403 492	74 036 894
8439300000	Machinery for finishing paper/paperboard	12 563	1 395 231	106 144	13 759 210
8439910000	Part of machine for mak pulp of fibrouscellulosic material,electric	135 317	1 332 280	1 269 478	25 330 700
8439990000	Parts for making/ finishing paper/ paperboard, electrically operate	221 201	5 021 354	6 638 662	85 082 448
8440101000	Book-binding mach, includ book-sewing,electrically operated	91 235	445 436	301 008	5 087 059
8440102000	Book-binding mach, includ book-sewing,not electrically operated	196	39 660	735	202 281
8440901000	Parts of book binding & sewing machineselectrically operated mac	266	7 553	32 126	389 827
8440902000	Parts of book binding & sewing machinesnot electrically operated	13	238	16 294	85 858
8441101000	Cutting paper machines, electricallyoperated	361 803	4 475 519	3 554 074	44 757 104
8441102000	Cutting paper machine, not electrycallyoperated	11 850	261 457	39 578	1 551 942
8441201000	Machine for making bags,sacks/envelopeselectrically operated	57 544	589 547	298 366	4 323 813
8441202000	Machine for making bags,sacks/envelopesnot electrically operat	0	66 319	0	506 787
8441301000	Elect mach oth than by moulding for make cartons,boxes,cases,tul	209 624	1 762 207	2 428 366	20 070 614
8441302000	Not elect mach oth than by moulding formake cartons,boxes,cases	2 200	109 370	1 800	736 999
8441401000	Machines for moulding articles in paperpulp,paper/paperboard,elk	158 578	791 807	5 505 210	24 066 162
8441402000	Machines for moulding articles in paperpulp, paper/paperboard, n	27	16 014	3 976	67 853
8441801000	Oth machinery for making up paper pulp,paper/paperboard,electr	689 413	3 714 927	13 272 886	76 145 582
8441802000	Oth machinery for making up paper pulp,paper/paperboard,not el	8 245	262 109	72 794	3 508 777
8441901000	Part of machin for mak up paper pulp,paper/paperboar,cutting ma	226 805	1 229 593	3 499 185	25 614 160
8441902000	Parts of machin for mak up paper pulp,paper/paperboa,cutting ma	11 286	252 405	95 018	1 524 677
8442301000	Electric machine,app&equip for preparing/ making plates,cylinders	71 061	525 985	746 983	10 909 499
8442302000	Non electric machine,app&equ for prepare/ making plates,cylinder	2 051	133 930	65 902	1 092 312
8442401000	Parts,of electric machine,app&equip forprepare/ making plates,cyl	1 684	311 084	31 616	3 220 848
8442402000	Parts, Non electric machine,app&equ forprepare/ making plates,cy	1 711	30 593	53 822	876 041
8442500000	Plate,cyls&oth.print comp.plates,cyl & lithograph stones,prepared	117 699	1 075 696	772 955	10 821 724
8443110000	Ofset printing machinery, reel-fed	109 481	701 857	772 180	11 039 337
8443120000	Ofset printing machinery, sheet - fed,office type (use sheet<22x36	12 509	229 381	12 530	534 972
8443130000	Oth er ofset printing machinery	403 071	4 334 282	8 310 476	75 597 046
8443140000	Letterpress printing machine, reel-fed,excluding flexographic print	14 024	228 455	78 265	2 649 444
8443150000	Letterpress printing machine, other than reel fed, excluding flexog	19	54 592	1 664	288 582
8443160000	Flexographic printing machinery	127 742	823 602	1 550 941	13 422 831
8443170000	Gravure printing machinery	51 626	1 032 966	329 137	22 561 408
8443190000	Other printing machine use for print bymeans of plates, cylinder&	134 675	613 676	516 645	7 564 818
8443311010	Printer-copier,ink-jet,color,capable ofconnecting to a data machin	624 906	5 096 824	5 908 061	56 507 003
8443311090	Printer-copier,ink-jet proces,no color,capable of connect to data r	13 520	248 351	126 493	1 989 962
8443312010	Printer-copier,laser proces,color, capable connect to data mach/n	16 184	182 744	590 602	7 166 332
8443312090	Printer-copier,laser proces,no color, capable connect to data mach	6 099	277 492	136 711	6 360 134
8443313010	Combination printer-copier-facs machine, color,connect to data m	102 826	1 406 227	1 425 395	19 518 270
8443313090	Combination printer-copier-facs machine, no color,connect to dat	29 226	547 059	361 428	11 544 901
8443319010	Oth mach which perform >= 2 function ofprinting,copying/ facsimil	15 578	322 430	590 712	4 560 824
8443319090	Oth mach which perform >= 2 function ofprinting,copying/ facsimil	18 695	324 704	557 845	7 925 476
8443321010	Dot matrix printer,color,capable connect to data machine/network	0	1 289	0	54 040
8443321090	Dot matrix printer,no color,capable ofconnect to data machine/ne	90 374	928 837	1 528 130	20 787 905
8443322010	Ink-jet printer,color,capable of connect to a data machine/network	348 123	4 423 355	7 424 226	69 630 536
8443322090	Ink-jet printer,no color,capable connect to a data machine/network	3 042	112 910	149 750	5 723 565
8443323010	Laser printer,color,capable of connectto a data machine/ network	19 383	278 918	476 275	5 326 274
8443323090	Ink-jet printer,no color,capable connect to a data machine/network	74 389	804 117	1 277 336	12 677 800
8443324000	Facsimile machine capable of connect toa data machine/network	6 317	134 340	140 270	2 281 980

I.3. IM POR M ENURUT KOM ODITI / IM PORT BY HS COM M ODITY

*** NOVEM BER / NOVEM BER 2014 ***

H S	Uraian Komoditi Commodity Description	Berat Bersih / Net Weight (Kg)		Nilai / Value C.I.F (US\$)	
		Bulan ini Current Month	Kumulatif Cum.Jan. to date	Bulan ini Current Month	Kumulatif Cum.Jan. to date
8443325010	Screen printing machinery,color, for the manufacture pcb/pwb,	0	192 305	0	1 510 027
8443325090	Screen printing machinery,no color, forthe manufacture pcb/pwb,	325	95 418	8 964	1 164 328
8443326000	Plotters	20 328	122 025	153 271	619 701
8443329010	Other printing machine,color,capableconnect to data machine/net	1 190	37 842	34 176	1 695 788
8443329090	Other printing machine,no color,capable connect to data machine,	22 201	230 490	768 498	10 165 821
8443391100	Electrostat photocopy,color,by reproduc original image direct ont	0	1	0	4 846
8443391900	Electros Photocopy,no color, by reproduc original image direct ont	198 955	2 033 625	330 625	3 192 667
8443392010	Electrostat photocopy ,color,by reproduc original image in-direct c	0	2 287	0	63 391
8443392090	Electros photocopy ,no color,by reproduc original image in-direct c	53 237	1 446 742	136 368	2 731 299
8443393090	Oth photocopy apparatus incorporating an optical system,no color	0	1 153	0	5 201
8443394010	Ink-jet printer, color, not capable ofconnect to network	0	1 122	0	13 903
8443394090	Ink-jet printer,not color,not capable of connect to network	100	1 859	24 714	33 111
8443399010	Laser printer , color, not capable ofconnect to network	0	80	0	10 079
8443399090	Laser printer ,not color,not capable of connect to network	5 097	162 243	114 413	3 190 022
8443910000	Part & accessori of print machinery used for print by component o	931 678	10 252 072	43 714 533	515 574 400
8443991000	Part & accessori of screen print machi-nerly for manufact of print c	5 088	36 679	265 036	1 908 768
8443992000	Ink-filled printer cartridges	248 811	2 703 038	9 216 457	114 049 035
8443993000	Paper feeders and sorters	3 911	45 250	490 501	4 073 521
8443999000	Oth part & accessori of screen printingmachinery	207 126	2 795 697	8 197 690	105 904 698
8444001000	Mach for extrude,texture/cut man-madetextile material,electric op	47 079	2 517 798	115 772	34 075 752
8444002000	Mach for extrude,texture/cut man-madetextile material,not electr	3 015	131 299	6 795	528 500
8445111000	Carding machines,electrically operated , for preparing textil fibres	188 957	3 072 695	1 552 580	27 964 178
8445112000	Carding machines, not electricallyoperated, for preparing textil fib	0	190	0	844
8445121000	Combing machines, electrically operated, for preparing textil fibre:	9 840	306 877	162 757	4 654 248
8445122000	Combing machines, not electricallyoperated , for preparing textil fi	7	35	2 733	8 530
8445131000	Drawing/roving machines, electricallyoperated, for preparing texti	12 376	1 630 558	305 594	15 746 507
8445132000	Drawing/roving machines, not electricall operated, for preparing t	0	2 186	0	17 857
8445191000	Other machines for preparing textilefibres; electrically operated	34 358	1 331 287	543 068	11 467 586
8445192000	Other machines for preparing textilefibres; not electrically operate	0	6 306	0	28 213
8445201000	Textile spinning machines; electricallyoperated	234 112	6 014 566	1 574 151	51 840 699
8445202000	Textile spinning machines,not electrical operated	13	1 320	7 364	83 109
8445301000	Textile doubling/twisting machines;electrically operated	199 659	2 433 645	1 554 926	15 647 037
8445302000	Textile doubling/twisting machines; notelectrically operated	987	3 329	16 380	20 859
8445401000	Textile winding(including weft-winding)or reeling machin,electric	112 406	2 651 106	2 056 976	49 415 488
8445402000	Textile winding (including weft-winding)or reeling machine,not ele	59	10 384	1 313	76 842
8445901000	Mach for prepring textile yarns to usedweaving/knitting/ stich bon	248 935	1 515 379	4 520 748	18 378 082
8445902000	Mach for prepring textile yarns to usedweaving/ knitt/ stich bond,n	38	6 727	1 471	40 178
8446101000	Machines for weaving fabricsof a width ? 30 cm, electric operated	36 597	321 434	153 741	4 255 010
8446102000	Machines for weaving fabricsof a width ? 30 cm,not electric opera	143	184	23 674	23 856
8446210000	Power looms	14 896	767 511	57 700	1 729 854
8446290000	Machines for weaving fabricsof a width >30 cm,shuttle type	115 860	1 574 588	1 175 462	12 888 473
8446300000	Machines for weaving fabricsof a width >30 cm, shuttleless type	423 664	6 245 618	2 729 213	46 666 381
8447111000	Grncular knitting mach,cylinderdiamtr ? 165 mm, electrically opera	44 019	1 012 182	228 220	11 068 333
8447112000	Grncular knitting mach,cylinderdiamtr ? 165 mm,not electric opera	0	43 463	0	518 794
8447121000	Grncular knitting mach,cylinderdiamtr >165 mm, electrically operat	79 549	933 768	622 326	11 782 740
8447122000	Grncular knitting mach,cylinder diamtr>165 mm,not electrically op	1 538	6 351	788	17 368
8447201000	Flat knitting & stitch bonding machine,electrically operated	131 557	1 800 999	968 884	21 934 947
8447202000	Flat knitting & stitch bonding machine,not electrically operated	0	103 955	0	863 735
8447901000	Machines for making gimped yarn,tulle,lace& mach for tufting,elec	199 820	2 105 863	1 150 836	16 165 942
8447902000	Machines for making gimped yarn,tulle,lace& mach for tufting,not	15 795	198 783	24 507	615 081
8448111000	Dobbies & jacquards, card reducing,copying,puching/ ass mach, ele	19 689	449 818	208 195	5 688 657
8448112000	Dobbies & jacquards, card reducing,copying,puching/ ass mach,not	142	19 457	11 809	240 358
8448191000	Auxiliary mach for use extruding/ preparetextile/ weave/ knitt, elect	58 636	802 369	626 907	10 993 449
8448192000	Auxiliary mach for use extruding/ preparetextile/ weave/ knitt, not	5 493	31 686	25 551	529 497
8448200000	Parts& accessories of machines for extrud/their auxiliary machiner	492 673	2 638 456	2 463 451	33 130 458
8448310000	Card clothing	25 537	331 310	347 801	5 540 228
8448320000	Parts & access of mach for preparingtextile fibres,other than card	9 629	278 684	240 966	2 951 853
8448330000	Spindles, spindle flyers,spinning rings,and ring travellers	635 017	1 314 274	477 531	7 233 494
8448390000	Oth parts & access of mach of preparingtextile fibres/their auxiliar	128 811	2 588 408	2 466 924	34 892 896
8448420000	Reeds for looms, healds & heald-frames	22 844	221 184	344 653	4 215 224
8448491000	Shuttles,elect operated mach,use withmachines for extruding & kr	4 531	347 352	53 238	1 954 845
8448499100	Oth parts& acces, elect operated,use withmachines for extruding &	74 669	791 803	957 593	9 457 860
8448499200	Parts& accs of non-elect operated, usemachines for extruding & kn	7 625	110 386	217 159	2 434 808
8448510000	Snkers, needles& other articles used informing stitches	12 538	123 722	847 175	7 586 365

I.3. IM POR M ENURUT KOM ODITI / IM PORT BY HS COM M ODITY
***** NOVEM BER / NOVEM BER 2014 *****

H S	Uraian Komoditi Commodity Description	Berat Bersih / Net Weight (Kg)		Nilai / Value C.I.F (US\$)	
		Bulan ini Current Month	Kumulatif Cum.Jan. to date	Bulan ini Current Month	Kumulatif Cum.Jan. to date
8448590000	Othe parts&accessories of mach forknitting/their auxiliary machin	38 374	523 989	390 083	6 957 817
8449001000	Mach for the manufacture/finishingof felt/ nonwovens,electrically	287	1 478 896	22 418	36 212 170
8449002000	Mach for the manufacture/finishingof belt/ nonwovens, not elect c	11	13 293	1 537	377 444
8450111000	Household/laundry-type washing machines;fully-automatic mach;	277 756	1 588 970	902 009	5 659 782
8450119000	Household/laundry-type wash machines;fully- automatic machine	2 167 518	20 852 970	8 669 019	81 842 037
8450120010	Household/laundry-type wash machines;built-in centrifugal drier,c	818 921	3 441 564	2 725 568	11 699 012
8450120020	Household/laundry-type wash machines;built- in centrifugal drier,	239 464	6 750 315	855 979	23 727 000
8450191020	Other household/laundry-type wash machindry linen capacity > 6 l	1 170	20 654	1 317	73 953
8450199010	Other household/laundry-type wash machindry linen capacity ? 6 l	0	2 267	0	5 013
8450199020	Other household/laundry-type wash machindry linen capacity > 6 l	408	4 005	360	17 721
8450200000	Household/laundry-type washing machines;a dry linen capacity >1	616 823	4 719 690	2 554 075	20 512 395
8450901000	Parts of mach of dry linencapacity > 10 kg	29 538	244 812	182 942	1 232 931
8450902000	Parts of mach of dry linen, full auto,with buil-in centrifugal drier,ca	399 302	4 925 943	1 542 054	18 372 267
8451100000	Dry-cleaning machines	130 004	349 197	247 941	1 458 659
8451210000	Drying machines,each of a dry linencapacity not exceeding 10 kg	986	376 319	8 414	1 660 765
8451290000	Drying machines,each of a dry linencapacity exceeding 10 kg	166 880	1 793 466	1 154 633	11 711 714
8451301000	Ironing machines and presses(including fusing presses)	431	86 882	7 333	608 887
8451309000	Ironing machines and presses(including fusing presses)	38 253	530 300	369 431	4 629 636
8451400000	Washing, bleaching/dyeing machines	349 715	2 600 868	3 467 980	31 370 623
8451500000	Mach. for reeling,unreeling,folding,cutting/pinking textile fabrics	123 622	822 363	591 414	10 420 071
8451800010	Other machinery exclude washing machfor laundry ; for domestic	784	6 614	8 467	45 135
8451800090	Other machinery exclude washing machfor laundry ; for domestic	312 384	3 510 713	2 279 935	41 499 271
8451901100	Parts of drying machines witha dry linen capacity ? 10 kg	54	43 034	1 009	96 592
8451901900	Parts of drying machines witha dry linen capacity ? 10 kg	8 660	49 804	71 824	693 176
8451909000	Parts of drying machines witha dry linen capacity > 10 kg	30 419	507 766	550 787	5 342 236
8452100000	Sewing machines of the household type	284 745	1 819 893	715 844	7 403 313
8452210000	Sewing machines;automatic units	217 371	2 436 032	3 280 046	29 247 913
8452290000	Sewing machines;not automatic units	435 117	6 036 144	2 677 796	50 245 587
8452300000	Sewing machine needles	13 433	119 287	54 612	1 086 829
8452901100	Arm,bed,stand,flywheel,belt guard;pedals of sewing mach of hous	5 208	174 895	11 166	331 312
8452901200	Furniture, bases and covers for sewingmachines and parts there of	46 415	209 424	288 827	862 908
8452901900	Oth part of sewing mach of machineryof sewing machines of hous	151 048	766 816	408 297	3 257 057
8452909110	Arms beds,foot & pedals of mach excludeof sewing machines of hc	2 509	12 230	3 558	21 058
8452909190	Other parts of sewing mach of machineryof sewing machines of hc	209	97 617	1 813	888 615
8452909200	Furniture, bases and covers for sewingmachines and parts thereof	30 304	113 684	33 962	1 015 306
8452909900	Other parts of sewing mach of machineryexclude sewing mach of l	163 968	1 284 570	418 720	3 764 334
8453101000	Machinery for prepare,tanning/ work hides, skins/leather, elect op	14 024	373 211	172 418	2 753 012
8453102000	Machinery for prepare,tanning/ work hides, skins/leather, not elec	358	17 955	3 182	109 789
8453201000	Machinery for making/repairing footwear,electrically operated	250 182	2 382 471	2 070 992	23 641 273
8453202000	Machinery for making/repairing footwear,not electrically operatec	8 616	222 403	56 283	1 788 314
8453801000	Other Mach for make/repaire footwear,notsewing machine,electri	296 486	4 203 777	3 429 521	36 369 838
8453802000	Other Mach for make/repaire footwear,notsewing machine,not el	0	14 789	0	38 247
8453900000	Parts of machinery for preparing,tanningworking hides, skins, leat	51 578	670 075	713 834	10 062 945
8454100000	Converters	29 312	719 204	138 193	7 791 250
8454200000	Ingot moulds and ladles	101 319	1 902 903	1 669 781	21 625 224
8454300000	Casting machines	679 710	5 353 106	2 017 452	69 578 434
8454900000	Parts of converter, ladles, ingot moulds, casting mach for metellur	762 520	3 480 250	2 196 148	26 229 699
8455100000	Tube mills	0	355 430	0	3 977 571
8455210000	Rolling mills,hot/combination hot & cold	323 559	7 088 398	3 056 301	15 478 754
8455220000	Rolling mills, cold	130 130	893 737	431 767	9 834 217
8455300000	Rolls for rolling mills	536 284	6 004 383	2 092 381	23 615 399
8455900000	Other parts of metal-rolling millsand rolls therefor.	473 433	10 169 195	1 593 332	35 309 655
8456100000	Mach tool for work any material byremoval material,operat by las	37 664	447 771	548 026	11 362 250
8456200000	Machines tool for work any material byremoval material,operat by	1 436	56 173	86 448	2 550 561
8456300000	Machines tool for work any material byremoval material,electro-d	77 845	583 364	1 080 666	9 835 865
8456901000	Mach tool for mnfact of printed circuit,numerical control,by plasm	11 215	62 869	125 807	1 020 785
8456902000	Wet proces equip for the application byimmersion of electrochem	597	119 055	19 269	879 533
8456909000	Oth mach tool for work any materialby other operating processes	20 684	502 445	174 030	5 656 219
8457100000	Machining centres	546 571	6 488 966	6 731 643	129 048 182
8457200000	Unit construction machines(single-station)	0	291 679	0	3 183 086
8457300000	Multi-station transfer machines	15 992	255 516	137 964	2 059 876
8458110000	Horizontal lathes, for removing metalnumerically controlled	323 688	3 393 996	4 336 162	72 929 324
8458191000	Horizontal lathes, for remove metal,bed-spidle ctr not excd? 300m	54 187	443 733	282 470	2 171 647
8458199000	Horizntal lathes, for remove metal, bed-spidle cntrl not excd?300m	280 247	2 422 672	1 345 099	12 850 520

I.3. IM POR M ENURUT KOM ODITI / IM PORT BY HS COM M ODITY
***** NOVEM BER / NOVEM BER 2014 *****

H S	Uraian Komoditi Commodity Description	Berat Bersih / Net Weight (Kg)		Nilai / Value C.I.F (US\$)	
		Bulan ini Current Month	Kumulatif Cum.Jan. to date	Bulan ini Current Month	Kumulatif Cum.Jan. to date
8458910000	Other lathes,for removing metalnumerically controlled	99 090	645 371	925 496	15 820 506
8458991000	Oth lathes,for remove metal,not numericcntrl,spidle ctr-bed not e	12 900	32 369	160 852	809 555
8458999000	Oth lathes,for remove metal,not numericctrl, spidle cetnre-bed no	329 013	2 267 490	2 566 598	25 076 773
8459101000	Way-type unit head machines,electrically operated	68 917	482 396	1 655 974	7 920 504
8459102000	Way-type unit head machines,not electrically operated	468	60 669	11 800	676 309
8459210000	Drilling machines,numerically controlled	38 590	412 204	274 889	8 557 051
8459291000	Drilling machines,electrically operated	126 477	1 219 808	654 524	8 078 913
8459292000	Drilling machines, not electricallyoperated	229	28 398	7 468	393 326
8459310000	Boring-milling machines, not horizontallathes,numerically controll	66 491	394 596	600 783	10 259 733
8459391000	Boring-milling machines,electricallyoperated, not horizontal lathes	332 873	501 031	483 271	1 496 615
8459392000	Boring-milling machines, not electricaloperated not horizontal lath	0	35 248	0	295 763
8459401000	Boring machines, electrically operated	74 729	639 275	1 181 515	8 584 513
8459402000	Boring machines, not electrical operated	13 200	207 910	45 485	1 456 268
8459510000	Milling machines, knee-type, numericallycontrolled	0	124 759	0	1 437 887
8459591000	Milling machines, knee-type,electrically operated	26 566	247 079	104 269	1 068 201
8459592000	Milling machines, knee-type,not electrically operated	9 563	63 936	53 480	280 992
8459610000	Other milling machines, numericallycontrolled	27 388	656 604	791 014	11 542 179
8459691000	Other milling machines, electricallyoperated	164 584	832 101	612 479	6 508 384
8459692000	Other milling machines, not electricallyoperated	4 612	10 439	7 253	45 597
8459701000	Other threading/tapping machines,electrically operated	94 555	527 499	1 967 499	8 256 031
8459702000	Other threading/tapping machines,not electrically operated	0	51 205	0	858 254
8460110000	Flat -surface grinding mach,an accur of at least 0.01 mm,numeric cc	16 350	258 149	367 452	8 236 034
8460191000	Other flat-surface grinding mach,an accur at least 0.01 mm, elect o	70 979	610 069	656 974	9 238 230
8460192000	Oth flat-surface grinding mach,an accurat least 0.01 mm, not elect	7 765	37 753	56 408	430 505
8460210000	Other grinding mach,an accuracy of atleast 0.01 mm,numerically c	34 839	523 242	577 173	15 134 957
8460291000	Other grinding mach,an accuracy of atleast 0.01 mm, electrically o	30 430	917 545	270 167	13 130 692
8460292000	Other grinding mach,an accur at least0.01 mm, not electric operat	5 052	88 208	21 120	1 723 901
8460311000	Machine tools, numeric controlled, forsharpen carbide diamet ?3.	11 526	211 032	98 662	2 313 128
8460319000	Oth sharpening (tool/cutter grinding)machines,numerically contro	27 428	183 321	404 271	1 323 697
8460391000	Oth sharpening (tool/cutter grinding)machines, electrically operati	22 090	227 931	213 896	2 193 891
8460392000	Oth sharpening (tool/cutter grinding)machines, not electrically op	159	15 014	559	188 569
8460401000	Honing/lapping machines,electrically operated	10 504	202 160	363 568	7 770 749
8460402000	Honing/lapping machines,not electrically operated	7 138	12 240	31 297	151 040
8460901000	Other machine-tools for deburring,abrasives/ polishing products, e	148 992	886 958	646 078	11 144 139
8460902000	Other mach-tools for deburring,abrasives/polishing products, not c	8 987	113 916	65 170	977 651
8461201000	Shaping/ slotting machines,electricallyoperated	24 105	432 410	52 689	4 436 123
8461202000	Shaping/ slotting mach,not electricallyoperated	55	36 507	201	226 995
8461301000	Broaching mach,electrically operated	15 550	102 927	566 483	3 754 776
8461302000	Broaching mach,not electric operated	70	591	2 401	27 534
8461401000	Gear cutting,gear grinding/gearfinishing mach electric operated	65 427	492 403	453 812	11 088 646
8461402000	Gear cutting,gear grinding/gearfinishing mach not electric operate	0	12 898	0	43 491
8461501000	Sawing/cutting-off machines,electrically operated	203 973	1 659 800	2 389 288	16 331 762
8461502000	Sawing/cutting-off machines,not electrically operated	11 000	224 829	102 716	1 467 741
8461901100	Planing machines,electric operated	13	40 099	39	327 491
8461901900	Other planing machines,electric operated	51 728	628 103	189 854	8 161 170
8461909100	Other planing machines,not electricoperated	264	274	398	3 520
8461909900	Other mach-tool work by removing metalor cerments, not electric	88 416	458 897	286 864	1 878 237
8462101000	Forging/die-stamping machines (incl pres& hammers, electric oper	1 714 881	26 419 422	9 939 813	227 603 136
8462102000	Forging/die-stamping machines (incl pres&hammers,not electric o	6 936	571 618	108 304	5 370 909
8462210000	Bend,fold,straighten/flattening machine(incl pres),numeric con	178 938	1 773 697	1 771 097	22 855 940
8462291000	Bend,fold,straighten/ flattening machine(incl pres),unnumeric cntr	519 348	4 585 069	5 691 997	37 918 541
8462292000	Bend,fold,straighten/ flattnng mach(incl pres),unnumeric cntrl,nt e	29 548	614 253	78 461	3 166 886
8462310000	Shearing machine (incl press),oth thancombine punching mach,nu	112 835	2 259 463	225 550	15 112 811
8462391000	Shearing mach (incl press),oth than binepunching mach,numerici	515 564	3 500 706	2 569 196	24 449 231
8462392000	Shearing mach (incl press),oth than binepunch mach,not electric o	24 772	249 135	92 854	941 429
8462410000	Punching/ notching mach,incl comb punch &shearing mach,numeri	58 103	652 335	1 298 598	6 615 314
8462491000	Punching/ notching mach,incl comb punch &shearing mach,not nu	59 449	1 287 561	809 777	8 680 574
8462492000	Punching/ notching mach,incl comb punch &shear mach,not numri	6 724	35 554	17 360	225 333
8462910000	Hydraulic presses	491 516	3 656 183	3 824 814	26 824 895
8462991000	Mach for manufac of boxes,cans & similarcontain of tin plate, elec	335 645	966 672	1 110 814	4 577 093
8462992000	Mach for manufac of boxes,cans containtin plate,not electrically o	0	122 990	0	522 279
8462995000	Oth machine for working metal by forging,hamming,electrically op	104 073	3 415 188	812 175	22 672 139
8462996000	Oth machine for working metal by forging,hamming,not electricall	14 507	297 710	220 426	1 640 072
8463101000	Draw-benches for bars,tube,profile,wire,or the like, electrically op	64 551	562 774	238 101	6 123 645

I.3. IM POR M ENURUT KOM ODITI / IM PORT BY HS COM M ODITY
***** NOVEM BER / NOVEM BER 2014 *****

H S	Uraian Komoditi Commodity Description	Berat Bersih / Net Weight (Kg)		Nilai / Value C.I.F (US\$)	
		Bulan ini Current Month	Kumulatif Cum.Jan. to date	Bulan ini Current Month	Kumulatif Cum.Jan. to date
8463102000	Draw-benches for bars,tube,profile,wire,or the like, not electrically	81	112 942	12 813	323 155
8463201000	Thread rolling machines, electricallyoperated	41 721	3 362 743	105 548	10 527 258
8463202000	Thread rolling machines,not electricallyoperated	0	36 276	0	95 555
8463301000	Machines for working wire,electricallyoperated	76 401	1 429 333	1 055 073	15 588 300
8463302000	Machines for working wire,not electrically operated	6 900	64 690	55 109	476 218
8463901000	Oth mach tool for work metal/ cerments,without remove material.	138 607	1 545 414	2 906 029	32 629 877
8463902000	Oth mach tool for work metal/ cerments,without remove material.	2 277	112 843	22 045	1 188 208
8464101000	Sawing machines, electrically operated	7 530	410 661	38 601	1 843 183
8464102000	Sawing machines,not electrical operated	146	791	3 729	26 705
8464201000	Grinding/polishing machines,electrically operated	23 793	756 587	84 088	3 438 554
8464202000	Grinding/polishing machines,not electrically operated	10 488	18 509	6 884	52 115
8464901000	Oth mach tool for work stone,ceramics/like mineral material,elect	23 905	1 828 516	139 221	16 758 903
8464902000	Oth mach tool for work stone,ceramics/like mineral material,not e	7 072	570 017	89 322	3 205 035
8465100000	Mach, can carryout diffrent type oprationwithout tool charge for su	32 770	778 174	174 260	6 721 429
8465911000	Sawing machines for scoring PCB/ PWB's electrically operated	1 215	36 039	15 521	686 910
8465912000	Other sawing mach for scoring PCB/ PWB's, electrically operated	157 774	2 234 835	911 556	9 654 392
8465919000	Other sawing mach for scoring PCB/ PWB's, not electrically operat	50 570	807 590	363 488	4 264 763
8465921000	Mach tools for routing PCB/ PWB'ssubstrates,shank dmtr ? 3.175 n	6 532	87 470	92 801	1 007 116
8465922000	Oth planing,milling/ moulding(by cutting) mach,electrically operate	161 831	3 083 127	686 352	8 619 749
8465929000	Oth planing,milling/ moulding(by cutting)machines,not electric ope	30 640	396 800	294 352	3 758 494
8465931000	Grinding, sanding/ polishing machines,electrically operated	57 123	1 164 517	308 229	7 340 547
8465932000	Grinding, sanding/ polishing machines,not electrically operated	3 175	59 440	5 456	294 393
8465941000	Bending/ assembling machines,electrically operated	15 902	255 852	168 188	5 612 468
8465942000	Bending/ assembling machines,not electrically operated	0	7 399	0	50 019
8465951000	Drilling mach for manufac PCB/ PWB's, with a spindle speed > 50.0	6 916	49 616	25 899	217 498
8465953000	Other drilling/ morticing machines,electrically operated	49 935	624 534	71 235	2 701 791
8465959000	Other drilling/ morticing machines,not electrically operated	9 269	138 182	59 621	1 050 644
8465961000	Splitting, slicing/ paring machines,electrically operated	234 177	1 649 287	999 363	7 553 345
8465962000	Splitting, slicing/ paring machines,not electrically operated	1 527	129 749	3 750	519 869
8465993000	Other machine tools, lathes,electrically operated	21 730	264 150	66 550	1 820 049
8465994000	Other machine tools, lathes,not eletrically operated	0	37 934	0	199 501
8465995000	Mach for deburring surfaces ofPCB/PWB's, for scoring laminati pre	5 337	200 555	21 925	2 301 860
8465996000	Other mach-tools for nailing,stapling,glueing/ otherwise assemb,el	149 900	1 590 950	716 456	12 366 974
8465999000	Other mach-tools for nailing,stapling,glueing/ otherwise assemb,nc	94 413	816 222	499 851	5 615 801
8466101000	Tool hold.self-open dieheadsfor 8456.90,8460.31,8465.91,8465.92	6 227	77 087	189 791	2 025 310
8466109000	Oth tool holders & self-opening dieheads	43 375	573 052	2 077 142	17 260 791
8466201000	Work holders for sub 8456.99, 8460.31,8465.91, 8465.92, 8465.95	53 510	376 096	401 669	3 704 256
8466209000	Oth work holders for other machine tools	19 894	1 003 500	1 111 113	13 376 805
8466301000	Dividing h,special attachm 8456.99,8460.31,8465.91,8465.92,846	425	17 782	24 553	794 302
8466309000	Dividing h,not for attachm sub 8456.99,8460.31,8465.91,8465.92.	12 560	133 621	467 266	5 145 153
8466910000	Parts& acces suitable for machineof heading 84.64-84.65	50 192	1 390 733	351 479	5 571 351
8466921000	Parts& acces suitabl for mach 8465. 91.10,8465.92.10,8465.95.10,	17 138	134 256	99 521	709 248
8466929000	Parts & acces suitable for machof otherheading 84.65	31 672	641 680	660 236	10 001 433
8466932000	Parts& acces suitabl for mach 8456. 99.20,8456.99.30,8456.99.40&	4 675	24 426	41 386	649 012
8466939000	Parts& acces suitable for mach of otherheadings 84.56 to 84.61	257 420	1 909 624	3 151 546	34 650 536
8466940000	Oth parts & acces suitable for machinesother headings 84.56 to 84	280 346	3 117 993	4 786 209	81 175 867
8467110000	Tool for work in the hand,pneumatic,rotary type (incl rotary perc	18 212	187 582	638 461	6 430 475
8467190000	Tool for working in the hand,pneumatic,in other type	57 722	602 295	295 209	4 348 011
8467210000	Drills of all kinds with self containedelectric motor	237 075	2 574 297	1 406 209	11 498 671
8467220000	Saws with self contained electric motor	89 118	1 023 961	606 478	5 328 748
8467290000	Oth tool for working in the hand,with self-contained electric moto	827 578	9 888 322	2 776 700	29 278 604
8467810000	Chain saws	222 985	2 340 263	427 627	5 845 512
8467890000	Oth tool for working in the hand,with self-contained non-electric n	46 590	727 042	246 353	4 748 823
8467911000	Part of chain saw,of elect-mechanic forwork in hand,self-cont. elec	103	48 995	11 190	115 712
8467919000	Part of chain saw,of elect-mechanic forwork in hand,self-cont. non	211 390	1 755 501	446 482	3 313 855
8467920000	Parts of pneumatic tools	6 561	189 946	80 724	1 997 115
8467991000	Part of hydraulic tool,of goodswith self-contained electric motor	16 813	508 047	57 104	1 261 109
8467999000	Part of hydraulic tool,of goodsnot with self-contained electric mot	145 538	1 700 761	217 971	4 304 614
8468100000	Hand-held blow pipes	1 187	31 786	30 838	478 083
8468201000	Hand-operated gas welding, brazing/cutting appliances for metal	147 159	867 215	238 705	3 500 721
8468209000	Other gas-operated machinery & apparatus	53 795	678 993	832 877	5 705 200
8468800000	Other machinery and apparatus	58 712	551 474	1 521 119	5 929 525
8468901000	Parts of goods of hand-held blow pipes	56 447	585 067	139 102	1 470 635
8468902000	Parts of goods of hand-operat gas weldbrazing/cutting appliances	17 470	110 712	62 284	970 559

I.3. IM POR M ENURUT KOM ODITI / IM PORT BY HS COM M ODITY

*** NOVEM BER / NOVEM BER 2014 ***

H S	Uraian Komoditi Commodity Description	Berat Bersih / Net Weight (Kg)		Nilai / Value C.I.F (US\$)	
		Bulan ini Current Month	Kumulatif Cum.Jan. to date	Bulan ini Current Month	Kumulatif Cum.Jan. to date
8468909000	Oth parts of not hand blow pipe/oprt dgas welding, braze/cut appl	96 598	1 326 566	465 957	10 997 624
8469001000	Word processing machines	0	12	0	25
8469009010	Automatic typewriters	2 220	21 095	30 016	311 254
8469009090	Non automatic typewrites	1 572	61 590	36 506	196 814
8470100000	Electronic calculators capable of operwithout an extrnl source elect	24 377	602 153	180 960	2 371 021
8470210000	Electronic calculating machinesincorporating a printing device	100	15 522	2 180	549 559
8470290000	Other electronic calculating machines	14 742	251 478	194 667	2 378 977
8470300000	Other calculating machines	41 556	1 206 854	177 972	4 931 405
8470500000	Cash registers	9 851	424 000	359 177	15 462 005
8470901000	Postage-franking machines	0	12 902	0	77 740
8470902000	Accounting machines	0	9 329	0	39 140
8470909000	M ach for pocket-size data record, reprod,display mach with calcul	7 288	17 452	151 025	238 764
8471301000	Palmtp & personal digital assistants(PDAs)	703	61 627	277 921	6 083 116
8471302000	Laptops incl notebooks and subnotebooks	1 290 101	9 515 266	106 467 449	722 114 153
8471309000	Oth portable digital automatic dataprocmach,weigh not more than	215 378	2 941 494	22 865 568	398 491 936
8471411000	Personal computers excluding portable	65 539	1 025 863	4 285 925	55 085 705
8471419000	Other digital automatic data processingmachines	47 343	373 849	3 805 992	29 961 183
8471491000	Processing units for personal & portabcomputers,presented in form	205 858	1 304 412	12 799 085	76 319 305
8471499000	Other digital automatic data proces mach,present in form of syste	74 366	806 387	1 977 501	31 562 731
8471501000	Process units for personal & portab comp,other automatic data pr	139 160	1 840 506	12 786 739	122 302 797
8471509000	Other digital automatic data proces mach,other automatic data pr	76 413	2 199 370	2 368 217	80 423 243
8471603000	Computer keyboards	79 782	763 180	489 688	6 508 755
8471604000	X-y coordinate input devices,includingmouse,light pens,joystick,tra	154 633	1 165 397	1 379 963	9 538 245
8471609000	Other mach input/ output units,whether/ not contain storg units sa	54 458	635 800	5 783 733	53 116 877
8471701000	Floppy disk drives	148	44 601	35 402	2 977 131
8471702000	Hard disk drives	287 777	3 199 436	12 857 602	116 095 507
8471703000	Tape drives	1 139	14 690	200 852	2 310 643
8471704000	Optical disk drives,including cd-romdrives,dvd drives & cd-r drives	84 860	727 581	1 840 058	22 220 221
8471705000	Proprietary fmat strge device incldmedia therefor fr automat dt pr	48 608	311 493	8 229 407	45 916 451
8471709100	Automatic backup systems	149	11 482	114 521	561 587
8471709900	Other storage units of digital automaticdata processing machines	52 938	443 721	4 922 761	29 371 255
8471801000	Control and adaptor units	50 939	620 123	1 506 490	14 612 274
8471807000	Sound card and video cards	15 596	142 037	35 398	833 681
8471809000	Other units of automatic data processingmachines	86 460	1 055 146	5 081 574	49 054 613
8471901000	Bar code readers	819	114 729	60 492	3 348 434
8471902000	Optical character readers,document/image scanners	20 722	526 003	742 283	18 168 701
8471909000	Other automatic data processing machines& units thereof	145 485	1 799 514	4 404 654	51 141 520
8472101000	Duplicating machines, electric operated	2 392	7 633	11 256	286 668
8472102000	Duplicating machines, not electricallyoperated	593	37 708	2 949	116 714
8472301000	Machines for sorting/folding mail/ for inserting mail in envelopes,e	2 392	18 886	203 164	823 278
8472302000	Machines for sorting/folding mail/ for inserting mail in envelopes,nc	0	941	0	67 862
8472901000	Automatic teller machines	715 939	6 761 790	9 775 876	92 040 340
8472902000	Electronic fingerprint identificationsystems	6 531	153 236	70 338	1 016 734
8472903000	Other office machines,electrically operated	45 072	583 333	532 735	12 697 163
8472909000	Other office machines,not electrically operated	30 622	239 479	151 082	1 115 651
8473101000	Printed circuit assembliesfor word- processing machines	2 904	67 060	261 375	3 537 409
8473109000	Other parts & acces of the mach oftypewriter not printer/ word pr	10 929	84 783	370 324	4 452 099
8473210000	Parts & accs of elect calculating; with/without extrnal sources & pr	175	1 928	3 907	60 566
8473290000	Other parts & accses of the machine ofcalculating, reproducing, di	9 774	159 172	358 625	3 077 765
8473301000	Assembled printed circuit boards	186 318	3 401 807	7 419 522	202 558 310
8473309000	Other parts & acces of the machines ofautomatic data processing .	537 408	6 129 132	16 180 978	142 112 064
8473401100	Parts including printed circuit assembfor automatic teller machine	2 334	41 576	252 242	2 833 078
8473401900	Other parts& access of the mach of othoffice machine,for elect ope	14 199	112 297	519 447	5 397 985
8473402000	Other parts& access of the mach of othoffice machine,for non elec	97	10 991	18 322	265 736
8473501100	Parts& access suitable for use with machauto data procc mach & u	14 652	139 531	147 972	1 814 817
8473501900	Part& acc suitabl for use mach typewriternot printers&oth office m	3 208	83 315	9 264	728 443
8473502000	Part& acc suitabl for use mach typewriternot print&oth office macl	0	80	0	5 235
8474101000	Sorting,screening,separating/washingmachines, electrically operat	428 868	5 557 115	2 603 938	38 468 265
8474102000	Sorting,screening,separating/washingmachines, not electrically op	48	400 485	1 330	2 518 564
8474201100	Crushing/grinding machines for stoneelectrically operated	1 157 803	14 638 846	2 399 508	65 348 653
8474201900	Crushing/grinding mach for earth,oresoth mineral substances,elect	3 174 801	19 194 143	10 557 292	116 489 436
8474202100	Crushing/grinding mach for stonenot electrically operated	7 597	364 203	23 775	705 243
8474202900	Crushing/grinding mach for earth,oresoth mineral substances,not e	230 432	1 369 568	1 917 599	5 898 014
8474311000	Concrete/ mortar mixers, electricallyoperated	104 269	4 483 398	484 582	17 888 578

I.3. IM POR M ENURUT KOM ODITI / IM PORT BY HS COM M ODITY
***** NOVEM BER / NOVEM BER 2014 *****

H S	Uraian Komoditi Commodity Description	Berat Bersih / Net Weight (Kg)		Nilai / Value C.I.F (US\$)	
		Bulan ini Current Month	Kumulatif Cum.Jan. to date	Bulan ini Current Month	Kumulatif Cum.Jan. to date
8474312000	Concrete/ mortar mixers, not electrically operated	111 451	1 752 121	416 581	6 310 415
8474321100	Mach for mixing mineral substances with bitumen, output cap ? 80	37 078	792 444	134 255	1 518 007
8474321900	Mach for mixing mineral substances with bitumen, output cap > 80	3 784 259	15 427 235	15 781 764	107 651 003
8474322900	Mach for mix mineral substnc wth bitumen, output cap >80 t/h, not	286	1 568 013	2 901	11 178 666
8474391000	Other mixing/kneading machines electrically operated	2 145 158	15 130 869	5 567 554	82 880 416
8474392000	Other mixing/kneading machines not electrically operated	5 549	1 086 563	114 013	4 347 006
8474801000	Mach for agglomerating, shaping/ mould solid mineral fuels, electric	1 611 475	18 502 118	2 728 536	73 298 361
8474802000	Mach for agglomerating, shaping/ mould solid mineral fuels, not elec	1 665	709 875	6 792	4 052 068
8474901000	Parts of mach for sort, creen, separate, wash, crush, grinding & mixing	1 901 653	20 920 174	9 368 193	144 313 188
8474902000	Parts of mach for sort, creen, separate, wash, crush, grinding & mix, no	56 920	1 272 305	652 003	14 068 000
8475101000	Mach for assembl electric/ electronic clamps tubes/ valves, electric op	64	37 494	800	257 732
8475102000	Mach for assembl electric/ electronic clamps tubes/ valves, not elect.	0	1 944	0	107 897
8475210000	Machines for making optical fibres and preforms thereof	0	2	0	441
8475290000	Other machines for manufacturing/ hot working glass/ glassware	18 590	314 971	981 722	5 647 767
8475901000	Part of mach for assmb/ mfg elect/ elctri hot work glassware, elect	6 614	219 255	257 447	6 324 647
8475902000	Part of mach for assmb/ mfg elect/ elctri hot work glassware, not e	60	3 155	26 661	431 712
8476210000	Automatic beverage-vending machin, incorporating heating/ refrig	1 588	37 423	6 282	534 705
8476290000	Other automatic beverage-vending machines	35	9 153	2 388	159 650
8476810000	Other automatic goods-vending mach, incorporating heating/ refrig	60	1 879	448	15 715
8476890000	Other automatic goods-vending mach, without heating/ refrigerati	13 347	19 839	337 951	455 842
8476900000	Parts of automatic goods-vend mach incorpor heating/ refrigerating	45 731	569 820	1 302 021	10 238 933
8477101000	Injection-moulding machines for moulding rubber	654 418	6 514 624	3 211 555	53 496 004
8477103100	P.v.c. injection moulding machine	1 056 240	11 652 517	7 713 453	84 749 006
8477103900	Other injection-moulding machines for moulding plastics	19 916	1 478 076	944 283	15 683 852
8477201000	Extruders for extruding rubber	144 499	964 364	2 768 661	15 651 409
8477202000	Extruders for extruding plastics	358 583	5 430 113	3 442 798	66 390 968
8477300000	Blow moulding machines	308 064	3 403 797	6 192 784	95 017 319
8477401000	Vacuum moulding & other thermo forming for moulding/ forming r	32 031	839 504	252 662	7 210 327
8477402000	Vacuum moulding & other thermo forming for moulding/ forming p	142 941	2 635 116	2 347 438	39 727 706
8477510000	Mach for mould/ retread pneumt tyres, for mould/ othwise forming	208 038	910 251	421 012	6 920 473
8477591000	Other machine for moulding/ otherwise forming for rubber	57 679	1 112 185	325 203	10 000 348
8477592000	Other machine for moulding/ otherwise forming for plastics	152 416	2 057 169	1 658 470	26 659 064
8477801000	Other machinery for working rubber/ rubber products, electrically	479 798	9 233 620	9 268 390	87 991 883
8477802000	Other machinery for working rubber/ rubber products, not electric	159 674	1 613 601	1 854 116	26 430 617
8477803100	Lamination presses for the manufacture of PCB/ PWBs	128	93 623	1 980	960 108
8477803900	Other machinery for rubber or plastics, electrically operated	700 251	6 137 879	7 530 009	77 920 817
8477804000	Other machinery for working rubber/ plastic products, not elect op	14 221	323 771	97 430	3 680 980
8477901000	Parts of electrically operated mach for working rubber/ products fro	300 905	3 865 647	2 238 659	31 326 618
8477902000	Part of nonelectric opratd mach for working rubb/ fr the manuf pro	86 059	1 311 472	2 792 743	24 039 284
8477903200	Pars of lamination presses for the manufc of PCB/ PWBs	2 385	377 228	116 939	3 993 630
8477903900	Oth Parts not parts of lamination presses for the manufc of PCB/ P	24 173	386 607	332 201	6 235 572
8477904000	Part of nonelectric opratd mach for work plastic/ for the manuft p	66 443	742 530	817 058	11 553 474
8478101000	Machinery for preparing/ making up tobacco, electrically operated	76 803	2 582 834	10 756 154	224 632 779
8478102000	Machinery for preparing/ making up tobacco, not electrically opera	38	29 490	2 531	235 346
8478901000	Parts of machinery for preparing/ making up tobacco, electrically op	10 984	776 473	2 051 926	102 601 025
8478902000	Parts of machinery for preparing/ making up tobacco, not electrical	89	58 442	42 452	527 418
8479101000	Machinery for public works, building/ the like electrically operated	221 524	2 609 484	547 478	9 308 918
8479102000	Machinery fr public works, building/ the like not electrically operate	46 626	384 058	603 729	3 899 049
8479201000	Mach for the extract/ preparation of animal/ fix vegetabl fat/ oil, ele	2 965 189	33 053 827	19 046 345	220 579 258
8479202000	Mach for the extract/ preparation of animal/ fix vegetabl fat/ oil, not	96 424	4 632 898	194 400	7 826 478
8479301000	Presses for the manufacture of particleboard electrically operated	341 781	4 934 145	1 397 282	12 148 292
8479302000	Presses for the manufacture of particleboard not electrically operat	0	98 424	0	272 896
8479401000	Rope/ cable making machines, electrically operated	65 950	569 460	733 364	8 204 640
8479402000	Rope/ cable making machines, not electrically operated	723	10 703	20 090	369 319
8479500000	Industrial robots, not elsewhere specified/ included	218 828	1 539 697	4 495 929	56 621 781
8479600000	Evaporative air coolers	123 762	1 921 967	878 921	16 987 650
8479710000	Passenger boarding bridges of kind use in airports	0	110	0	5 213
8479790000	Oth passenger boarding bridges	7 097	781 391	105 587	12 706 452
8479811000	Oth mach & mechanical appliance for treating metal, electrically ope	113 599	1 332 495	1 750 306	22 731 053
8479812000	Oth mach & mechanical appliance for treating mtl, non electrically op	12 174	366 659	129 403	2 738 867
8479821000	Mixing, kneading, crush, grind, screen, sift, homogenis, & emulsift/ stir	370 094	7 363 846	4 367 589	98 683 933
8479822000	Mixing, kneading, crush, grind, screen, sift, homogenis, & emulsift/ stir	15 254	643 911	221 708	11 199 303
8479892000	Machinery for assembling CPU	78 454	907 537	987 445	16 928 365
8479893000	Oth mach for assembling CPU daughterboard in plastic case/ housi	458 824	7 286 671	9 288 639	173 856 527

I.3. IM POR M ENURUT KOM ODITI / IM PORT BY HS COM M ODITY
***** NOVEM BER / NOVEM BER 2014 *****

H S	Uraian Komoditi Commodity Description	Berat Bersih / Net Weight (Kg)		Nilai / Value C.I.F (US\$)	
		Bulan ini Current Month	Kumulatif Cum.Jan. to date	Bulan ini Current Month	Kumulatif Cum.Jan. to date
8479894000	Oth mach for assembling CPU daughterboard in plastic case/housi	229 447	1 956 508	4 443 086	72 423 493
8479902000	Part of goods Oth mach for assemblingCPU daughter plastic case/l	4 188	343 176	246 709	7 546 429
8479903000	Part of oth electrically operatedmachine	3 810 217	9 864 999	5 032 073	69 341 319
8479904000	Part of nonelectrically operatedmachinery	158 356	2 431 837	2 702 940	33 746 077
8480100000	Moulding boxes for metal foundry	70 357	567 905	1 372 819	11 523 870
8480200000	Mould bases	212 603	3 726 094	1 962 045	34 856 018
8480301000	Moulding patterns, of copper	4 421	37 858	102 212	1 211 544
8480309000	Moulding patterns, of other material	223 920	3 309 233	3 617 104	61 455 368
8480410000	Moulds for metal/ metal carbidesinjectionorr or compression types	175 188	964 908	3 012 190	24 548 828
8480490000	Moulds for metal/ metal carbidesnot injection or compression type	140 480	1 903 460	2 907 746	27 480 321
8480500000	Moulds for glass	13 049	139 328	273 179	3 178 335
8480600000	Moulds for mineral materials	838 116	8 613 702	4 349 094	38 549 691
8480711000	Moulds for rubber or plastics, injectionor compression type for fot	58 231	847 906	900 058	13 423 216
8480719010	Moulds for rubber or plastics, injectionor compression type for op	840	5 856	107 979	546 199
8480719090	Oth moulds for rubber,plastics,injection/ compression type	541 042	6 171 454	11 613 421	123 398 129
8480791000	Mould for rubber,plastics, not injection, compression type for fotw	32 899	502 308	654 378	6 745 840
8480799000	Oth mould for rubber,plastics,not injection , compression type	46 146	278 085	1 542 423	8 904 907
8481101100	Pres-reduce valve,iron/ steel,automaticoperate ,5 cm ? internal dia	43 863	813 408	361 676	5 847 754
8481101900	Pres-reduce valve,iron/ steel,automaticoperate ,5 cm ? internal dia	322 284	2 849 094	2 994 312	38 332 441
8481102100	Pressure-reducing valves of copper/ copper alloys internal diamtr ?	42 986	663 610	1 233 425	15 398 676
8481102200	Pressure-reducing valves of copper/ copper alloys internal diamtr >	16 751	127 079	20 843	392 916
8481109100	Oth pressure-reducing valves ofplastics 1cm ? internal diamtr > 2.	9 924	46 162	21 692	565 714
8481109900	Oth pressure-reducing valvesnot of plastics	30 900	355 806	146 101	2 905 896
8481201000	Valve for olehydraulic/ pneumatic tran,manual oprtd, 5 cm ? intl di	2 104	70 725	95 797	1 922 435
8481202000	Valve for olehydraulic/ pneumatic tran,ofcooper/ cooper aloy, 1cm	1 508	27 902	24 582	460 573
8481209000	Oth valve for olehydraulic/ pneumatictransmissions	265 755	2 730 757	3 659 836	39 190 366
8481301000	Check (nonreturn) valve of swing check-valve type,40 cm ?inlets in	28 521	653 500	441 506	7 891 811
8481302000	Check (nonreturn) valve,copper/ copperalloy, internal diameter < 2	52 823	380 951	83 107	942 925
8481303000	Check (nonreturn) valve of plastics,10cm ? internal diameter ? 25 (38	14 827	1 523	80 472
8481309000	Other check (nonreturn) valves	398 277	4 304 746	3 620 613	50 219 030
8481401000	Safety/ relief valves of copper/ copperalloy < 2.5cm	5 233	88 691	151 483	2 728 820
8481402000	Safety/ relief valves of plastics10cm ? internal diameter ? 25 cm	245	19 934	14 488	340 446
8481409000	Oth safety/ relief valves	170 340	2 917 946	6 057 723	60 183 641
8481801100	Valves for inner tube of copper/ copperalloys	116 423	1 707 707	1 150 739	17 283 947
8481801200	Valves for inner tubes of oth materials	61 400	1 360 090	1 955 656	14 691 055
8481801300	Valves for tubeless tyres of copper/ copper alloys	2	13 616	8	169 635
8481801400	Valves for tubeless tyresof oth materials	9 010	311 390	176 997	4 616 812
8481802100	Lpg cylinder valv of cooper/ cooper alloyhaving inlet& outlet intl dia	17 718	86 488	298 824	392 184
8481802200	Lpg cylinder valv of cooper/ cooper alloyhaving inlet& outlet intl dia	192	70 520	4 915	129 173
8481803000	Cocks/ valves,whether/ not fitted withpiezo elect igniters for gas st	24 526	316 458	580 836	5 576 718
8481804100	Soda water bottle valve;gas operat, ofplastic, 1 cm < internal diam	1 262	9 238	1 043	103 222
8481804900	Oth soda water bottle valves;gas operatebeer dispensing units	186 195	3 605 999	1 293 984	41 256 812
8481805100	Mixing tapes and valves,of plastic,1 cm< internal diameter ? 2,5cm	6 059	106 033	40 396	512 400
8481805900	Others mixing tapes and valves	213 595	2 657 956	720 666	11 275 380
8481806100	Water pipeline valve,manual operate,5cm<inlet/ outlet int diamtr '	42 500	458 043	82 345	2 574 615
8481806200	Cast iron gate valve,inlet diamtr? 4cm& cast iron butterfly valve,inl	233 983	1 986 397	1 379 200	16 318 738
8481806300	Cast iron gate valve,inlet diamtr<4cm & cast iron butterfly valve,inl	109 919	1 380 161	1 912 074	18 816 277
8481806400	Hog nipple waterer,of plastics,1 cm ? internal diameter < 2,5 cm	1 896	20 110	31 186	375 427
8481806500	Other hog nipple waterers	12 400	284 310	153 133	3 205 666
8481806600	Nipple joint valves,of plastics1 cm ? internal diameter < 2,5 cm	0	37	0	109
8481806700	Other nipple joint valves	23 902	521 456	1 058 246	27 283 073
8481807100	Ball valves,of plastics,1 cm ? internal diameter < 2,5 cm	15 236	467 070	204 082	2 842 863
8481807200	Other ball valves	658 239	7 238 448	12 065 182	73 307 374
8481807300	Gate valve,manual operate,of iron/ steel,5cm ?inlet/ outlet interna	309 166	4 880 095	1 793 681	28 979 560
8481807400	Gate valve,manual operate,of iron/ steel,inlet/ outlet internal diam	232	172 550	3 973	1 891 023
8481807500	Manifold valves of plastics,1 cm ? internal diameter < 2,5 cm	6 214	42 623	38 352	259 240
8481807600	Other manifold valves	101 427	1 007 787	844 183	9 042 350
8481808100	Pneumatic control valve,of plastics, 1 cm ?internal diameter < 2,5	4 464	155 489	42 015	7 336 274
8481808200	Other pneumatic controlled valve	119 201	610 646	1 637 905	14 119 498
8481808300	Oth valve of plastic,inlet diamtr>=1cm, outlet diamtr ? 2,5 cm	8 365	137 572	19 491	309 825
8481808400	Oth valve of plastic,inlet diamtr>=1cm, outlet diamtr > 2,5 cm	7 726	55 246	66 475	1 634 620
8481808700	Fuel cut-off valve plastic for vehiclefor transport of persons/goods	7 687	50 043	89 680	521 418
8481808800	other fuel cut-off valve plastic forvehicle for transport of persons/!	14 274	530 960	194 691	3 234 275
8481808900	Other valve of stainless steel/ nickle,manual operate,weighting < 3	62 844	832 734	451 546	4 616 534

I.3. IM POR M ENURUT KOM ODITI / IM PORT BY HS COM M ODITY
***** NOVEM BER / NOVEM BER 2014 *****

H S	Uraian Komoditi Commodity Description	Berat Bersih / Net Weight (Kg)		Nilai / Value C.I.F (US\$)	
		Bulan ini Current Month	Kumulatif Cum.Jan. to date	Bulan ini Current Month	Kumulatif Cum.Jan. to date
8481809100	Water taps of copper or copper alloywith an internal diameter ? 2	163 718	2 513 586	1 584 975	32 208 220
8481809200	Fuel cut-off valves for vehicle	15 874	147 061	245 520	2 647 526
8481809900	Other Fuel cut-off for vehicle	1 117 625	11 510 562	22 598 264	247 811 764
8481901000	Parts of housing for sluice/ gate valvesan internal diameter ? 25 m	100 628	582 287	1 246 488	8 514 559
8481902100	Parts bodies valves, for water taps	922	109 907	16 664	696 189
8481902200	Parts bodies valve for LPG cylinder	0	55 192	0	172 530
8481902300	Other bodies valves not for water taps	50 096	223 889	330 825	1 982 206
8481902900	Others parts for taps, cocks, valves,and similar appliance of int. dir	115 880	1 496 663	1 204 811	18 950 602
8481903100	Valve bodies/ stems of inner tube ortubeless tyres valves	7 161	100 903	223 669	2 836 175
8481903900	Oth valve bodies/ stems of inner tube ortubeless tyres valves	23 910	449 376	420 543	6 509 791
8481904100	Valve cores of inner tube valves ortubeless tyres valves	1 390	24 985	5 660	59 727
8481904900	Oth valve cores of inner tube valves ortubeless tyres valves	45 039	349 526	736 560	6 321 737
8481909000	Others parts for taps, cocks, valvesand similar appliances	406 162	4 343 497	6 658 457	62 768 688
8482100000	Ball bearings	1 846 755	21 874 081	14 824 401	171 002 535
8482200000	Tapered roller bearings,including coneand tapered roller assembli	230 798	2 692 979	3 010 613	33 865 834
8482300000	Spherical roller bearings	133 969	2 012 453	905 368	11 791 532
8482400000	Needle roller bearings	128 797	1 427 338	2 583 900	28 899 279
8482500000	Oth cylindrical roller bearings	66 929	1 274 276	1 382 392	25 789 672
8482800000	Oth,includ.combined ball/ roller bearings	1 185 968	11 711 014	4 165 570	70 185 400
8482910000	Balls, needles and rollers	357 452	2 810 408	1 888 531	20 162 425
8482990000	Other parts of ball and roller bearings	1 116 758	10 190 225	7 613 045	81 041 441
8483101000	Transmission shafts for machinery ofheading 84.29 or 84.30	70 405	1 157 901	895 373	12 856 401
8483102400	Transmission shaft for vehicles of motorcycles, auxiliary motor	655 502	5 788 357	3 110 289	32 837 912
8483102500	Transmission shafts for vehicles ofa cylinder capacity < 2000 cc	852 468	8 634 847	5 549 830	61 823 908
8483102600	Transmission shafts for vehicles of2000 cc < cylinder capacity? 300	35 167	551 620	326 937	5 715 307
8483102700	Transmission shafts for vehicles ofa cylinder capacity > 3000 cc	105 517	2 000 079	1 173 287	21 598 475
8483103100	Transmission shafts for marine propul-sion engines of an output?2	1 106	3 308	21 750	153 084
8483103900	Transmission shafts for marine propul-sion engines of an output>2	46 654	861 619	514 523	9 402 545
8483109000	Other transmission shafts	572 851	11 055 559	4 339 150	113 340 227
8483202000	Bearing housing incorp. ball or rollerbearings for mach.of bulldozer	78 202	199 737	172 420	2 363 320
8483203000	Bearing housing incorp. ball or rollerbearings for mach.of vehicles	179 408	797 073	922 482	2 207 961
8483209000	Other bearing housing incorp. ballOr roller	180 564	1 930 244	638 038	8 326 139
8483302000	Bear'g hous'g not incorp.ball or rollerbearings for mach.of head 84	57 531	726 688	640 400	6 907 085
8483303000	Bear'g hous'g not incorp.ball or rollerbearings for eng.of vhlcl of ch	125 166	1 093 956	681 195	12 330 124
8483309000	Other bearing housing not incorp.ball orroller bearings; plain shafts	294 413	1 944 766	1 354 012	17 043 320
8483402000	Gear&gearing oth than toothed wheels,for marine vessels	239 189	3 220 251	1 315 122	23 020 175
8483403000	Gear&gearing oth than toothed wheels,for machinery of moving g	206 626	2 055 019	1 592 987	21 435 856
8483409000	Gear&gearing oth than toothed wheels,for oth mar.vsl/ mach of m	1 772 745	19 317 852	17 741 232	199 128 954
8483500000	Flywheels&pulleys,including pulley block	318 412	5 039 789	3 070 232	42 962 906
8483600000	Clutches & shaft couplings(including universal joints)	375 495	5 148 070	4 532 612	51 238 775
8483901100	Parts of goods of transmission shaftsfor pedestrian/ agricultural tra	1 117	42 912	17 637	346 064
8483901300	Parts of goods of transmission shaftsfor oth. tractors of pedestrian	21 350	50 454	266 047	1 037 489
8483901400	Parts of goods of transmission shaftsfor goods of motorcycles	62 904	939 081	135 249	2 560 878
8483901500	Parts of goods of transmission shaftsfor other goods of vehicle anc	123 370	1 424 770	1 315 377	16 936 021
8483901900	Oth. parts of goods of trans. shafts	109 548	2 235 611	1 143 035	39 604 825
8483909100	Oth toothed wheels, chain sproccatedfor goods of pedestrian/ agric	0	12 628	0	140 277
8483909300	Oth toothed wheels, chain sproccatedfor oth.tractors of pedestrian	1 647	2 044	13 662	29 848
8483909400	Oth toothed wheels, chain sproccatedfor goods of motorcycles	37 666	559 637	265 851	3 074 502
8483909500	Oth toothed wheels, chain sproccatedfor other goods of vehicles ar	86 527	1 605 391	1 140 927	25 334 828
8483909900	Oth toothed wheels, chain sproccated	373 497	3 485 217	2 988 886	32 002 432
8484100000	Gaskets& similar joint metal sheetingcombined with oth material/?	407 160	5 655 265	5 186 682	71 626 060
8484200000	Mechanical seal	215 893	1 920 046	2 160 383	24 782 224
8484900000	Oth.gasket&similar joints of metal sheetcombined with oth materi	188 569	3 964 486	3 822 885	66 668 119
8486101000	Apparatus for rapid heating of semi-conductor wafers	2 464	28 643	261 803	2 390 937
8486102000	Spin dryers for semiconductor waferprocessing	4 721	21 307	10 053	322 651
8486103000	Machines for working by laser/ oth lightin the prod.of semiconduc	0	1 687	0	312 642
8486104000	Mach.& app for sawing monocrystal semi-ond. boules into slice, w	250	12 227	1 232	475 097
8486105000	Grinding, polishing,lapping machines forproces. of semiconductor	1 553	30 011	19 441	626 107
8486106000	Apparatus for growing/pulling mono-crystal semiconductor boules	0	19	0	18 290
8486109000	Oth machines&apparatus for the manu-facture of boules or water	1 217	40 186	92 405	3 786 096
8486201200	Epitaxial deposi'n mach. smcndctor wfr;spinner for coat'g photogr.	0	37 784	0	702 105
8486201300	App.physical deposition by sputter'g onsemiconductor wafers or fr	6 100	6 652	12 261	136 870
8486201900	Other film formation equipment	105	15 278	64 754	882 691
8486202100	Ion implanters for doping semiconductor materials	0	7	0	3 791

I.3. IM POR M ENURUT KOM ODITI / IM PORT BY HS COM M ODITY
***** NOVEM BER / NOVEM BER 2014 *****

H S	Uraian Komoditi Commodity Description	Berat Bersih / Net Weight (Kg)		Nilai / Value C.I.F (US\$)	
		Bulan ini Current Month	Kumulatif Cum.Jan. to date	Bulan ini Current Month	Kumulatif Cum.Jan. to date
8486202900	Other doping equipment	1 400	3 169	85 087	219 713
8486203100	Deflash mach.;sraying appliances forcleaning metal leads&semicr	510	20 862	2 700	500 291
8486203300	Apparatus for wet etching, developing,stripping,cleaing semiconc	0	2 886	0	53 677
8486203900	Other etching and stripping equipment	1 524	10 049	207 910	711 637
8486204100	Direct write-on-wafer apparatus	0	2	0	214
8486204200	Step and repeat aligners	0	9	0	8 618
8486205100	Dicing machines for scribing/scoringsemiconductor wafers	3 295	6 873	68 351	169 277
8486205900	Other equipment for dev. exposed wafers	2 345	5 734	435 668	514 562
8486209100	Lasercutters for cut contact. tracks insemiconductor prod. by laser	1 928	18 441	60 696	1 156 609
8486209200	Machines for bending, folding and straightening semiconductor lea	159 329	437 478	243 185	799 277
8486209300	Resistance heated furnaces, ovens formfcture of semicon dvc on s	1 252	1 288	124 027	129 192
8486209400	Inductance/dielectric furnace, oven formfcture of semicon dvc on s	1	577	4	8 036
8486209500	Auto-mach. for the placement/removal ofcomp./contact element	614	27 586	69 599	1 571 338
8486209900	Other mach. & apprts for the mnfact ofsemicon. devices/of elect i	1	18 915	17	2 818 503
8486301000	Apparatus for dry ecthing patterns onflat panel display substrates	54	1 808	31	41 904
8486302000	App. for wet etch, develop, stripping or cleaning flat panel displa	0	145	0	3 920
8486303000	Chemical vapour deposition app.to prodspinnners for coat,physic d	2	620	252	48 772
8486309000	Othetr mach. and app. for the manufacture of flat panel displays	619	38 488	22 760	334 412
8486401000	Focused ion beam milling mach to prodce,repair mask,reticle for p	0	2 501	0	217 729
8486402000	Die attach,bonders, for assem. Smcondtormatic mach.for transpor	5 716	181 250	177 885	4 637 247
8486403000	Moulds for manufact. of semiconductordevices	2 324	51 902	13 189	551 689
8486404000	Optical stereoscopic microscopes fittedwith equip.spec'ly dsgned c	1	718	2 980	176 293
8486406000	Electron beam microscopes with equipsspecifically designed of smc	0	3 601	0	56 424
8486409000	Other machines and apparatus specifiedin note 9(c) to this chapte	988	23 754	122 863	420 488
8486901100	Parts and accessories of app for rapidheating of semiconductor wa	453	17 963	12 839	425 409
8486901200	Parts & accessories of spin dryersfor semiconductor wafer prosesii	77	1 413	2 194	155 544
8486901300	Parts&access.of mach. for work by laseror oth.lead or photobeam	288	2 587	11 374	187 554
8486901400	Tool holders&self-open diehead, workholders; dividing heads for	121	2 373	8 733	126 567
8486901500	Oth parts, access.of mach. for machinetools	310	7 975	57 732	714 022
8486901600	Parts & access.of grind, polish, lap mac for processing of semicon.	966	5 566	4 759	100 094
8486901700	Parts & access.of app for grow/pullingmonocrystal semiconductor	0	14	0	334
8486901900	Oth parts, access.of mach. and app. forthe manufact. of boules/wa	194	3 585	75 491	1 023 024
8486902100	Parts & access of chemical vapour depo-sition app. For smcndutor	0	256	0	1 312
8486902200	Parts & access. of epitaxial depo. mach,spinner for coat photo. em	409	1 243	2 213	80 255
8486902300	Parts & access. of ion implanter fordopping of app for physl.depo,	0	179 656	0	3 650 941
8486902400	Tool holder/self-open diehead; of sprayor etch,strip s-wafer,dry-et	0	216	0	5 834
8486902500	Oth parts & access. of dicing machinesfor scrib/scoring smconduct	1 023	32 151	7 637	1 127 002
8486902600	Tool holder/self-open diehead,dividingheads&oth spec attachm for	797	23 137	75 504	758 163
8486902700	Other part and accessories of tool holdrselp open diehead, dividin	0	8 559	0	101 521
8486902800	Part & access of resistance heated furnaces&ovens for the mnfctre	9 347	67 073	15 355	111 685
8486902900	Oth part & acces of mach & app.for mnfctof smcndctre dvcsof e	18 912	41 767	654 284	984 495
8486903100	Part&access of app for dry etching ptrnron flat panel display subst	0	1 036	0	55 299
8486903200	Tool holder/self-open dieheads,work hldrdividing heads&oth spec	34	2 176	1 941	208 365
8486903300	Oth. part&access of app for dry/wetetching&oth special attach for	0	304	0	7 771
8486903500	Part & access of spinnners for coat.photoemuls/app.phys depo on f	1	15	95	5 185
8486903900	Oth part & access of mach and apparatusfor the manufact. of flat p	3	114	5 128	10 310
8486904100	Part & acces of focused ion beam millingmach to produce, repair r	0	177	0	3 008
8486904200	Part&acces of die attach app, auto-tapewire bonder, encapsul equ	197	8 498	12 809	300 162
8486904300	Part&acces of auto-mach transport, handlstorage of smcndctor, w	1 239	2 846	122 671	284 349
8486904400	Part&acc of optic stereoscop microscopewith equip to hndle/tran	0	130	0	434
8486904500	Part & acces of electron beam microscopewith equip to hndle/trar	0	5	0	291
8486904600	Part & acces of pattern generating app.used to prod masks/rtdl frc	0	0	0	0
8486904900	Oth part and acces of other mach & appspecified in note 9(c) to th	3 284	56 183	177 991	2 986 955
8487100000	Ships/boats propellers and blades thrfor	165 719	2 162 171	1 397 976	18 838 887
8487900000	Oth mach. parts, not cont. electric con-necter,insulator,coil, oth el	716 698	3 787 930	12 950 062	74 052 803
8501102100	Stepper motors dc an output ? 37.5 wof ac, refrigerator,domesetic	19 731	191 749	618 209	4 572 150
8501102900	Oth. Stepper mtr dc an output ? 37.5 w	19 324	487 550	681 453	15 691 032
8501103000	Spindle motors dc an output? 37.5 w	5 746	116 455	206 433	3 670 120
8501104100	Others spindle mtr dc an output ? 37.5 wof ac, refrigerator,domes	57 804	702 354	1 084 660	12 240 323
8501104900	Others motors dc of an output?37.5w	136 099	2 216 379	1 849 572	32 012 814
8501105100	Stepper universal (AC/ DC) motorsof ac, refrigerator,domesetic app	540	9 488	8 311	200 794
8501105900	Oth.stepper universal (AC/DC) motors	230 037	1 862 033	234 404	2 006 503
8501106000	Spindle universal (AC/DC) motors ofan output =<37.5w	13 281	31 870	667 005	1 322 518
8501109100	Others spindle (AC/DC) motors of headingof ac, refrigerator,dome	13 006	164 417	304 018	4 464 405

I.3. IM POR M ENURUT KOM ODITI / IM PORT BY HS COM M ODITY

*** NOVEM BER / NOVEM BER 2014 ***

H S	Uraian Komoditi Commodity Description	Berat Bersih / Net Weight (Kg)		Nilai / Value C.I.F (US\$)	
		Bulan ini Current Month	Kumulatif Cum.Jan. to date	Bulan ini Current Month	Kumulatif Cum.Jan. to date
8501109900	Others spindle (AC/DC) motors	265 430	2 337 433	1 787 471	30 320 353
8501201200	Universal AC/DC mtrs of an output>37.5 w	250 022	1 683 418	185 068	1 413 948
8501201900	Other universal AC/DC mtrs of an output > 37,5 w	82 550	727 944	147 789	1 443 997
8501202100	Universal (AC/DC) motors of an output > 1 kw	921	8 518	958	215 748
8501202900	Other universal (AC/DC) motors of an output > 1 kw	55 536	270 466	453 896	3 318 826
8501313000	Motor DC, generator DC an output?750 w	124 516	976 014	974 376	15 596 389
8501314000	Oth.mtr dc, genrator dc an output? 750 w	208 832	3 014 064	2 049 973	25 158 145
8501315000	Generator DC an output ? 750 w	209 146	900 215	1 559 023	6 406 454
8501321100	Motor of kind used of ac, refrigerator,domesetic appl.elct output >	1 143	28 210	17 244	208 423
8501321200	Other motor dc an output > 37.5 kw	110 472	961 255	354 353	5 846 791
8501321300	Other Generator dc an output>37.5 kw	17 956	140 616	37 586	385 615
8501329100	Other motor of kind used of ac, refrig. domesetic appl.elct output	2 010	6 093	49 431	156 244
8501329200	Oth motor dc 37.5 kw<output?75 kw	16 927	91 756	104 923	928 948
8501329300	Oth generator dc 37.5 kw<output?75 kw	67 721	324 461	1 280 471	4 704 605
8501330000	Motor dc, Generator dc75 kw < an output ? 375 kw	11 569	158 224	45 828	1 662 207
8501340000	Motor dc, Generator dc an output > 375 kw	136 925	324 771	414 920	2 811 375
8501401100	Motors AC, single-phase of an output ? 1 kw	685 173	5 637 453	2 109 861	17 341 570
8501401900	Other motor AC, single-phase of an output ? 1 kw	1 571 256	15 027 095	4 118 355	39 093 767
8501402100	Motor AC, single-phase of an output > 1 kw	3 856	54 004	109 038	919 102
8501402900	Oth AC motors, single-phase of an output > 1 kw	327 521	2 129 851	4 426 808	10 880 405
8501511100	Motor ac, multi-phase of an output ? 750 w	86 537	545 380	159 545	1 270 413
8501511900	Other motor ac, multi-phase of an output ? 750 w	137 323	1 581 430	796 894	7 846 021
8501521100	Motor ac, multi-phase of 750 w < an output ? 1 kw	81	159 534	1 934	106 957
8501521900	Other motor ac, multi-phase of 750 w < an output ? 1 kw	196 786	1 676 370	792 269	8 895 865
8501522100	Motor ac, multi-phase of 1 kw < an output ? 37.5 kw	78 303	547 040	234 227	1 995 849
8501522900	Other motor ac, multi-phase of 1 kw < an output ? 37.5 kw	444 494	8 290 982	1 510 194	23 356 665
8501523100	Motor ac, multi-phase of an output > 37.5 kw	16 597	330 772	51 576	911 103
8501523900	Other motor ac, multi-phase of an output > 37.5 kw	186 254	1 768 072	747 583	7 215 161
8501530000	Motor ac of an output > 75 kw	276 913	5 736 643	2 471 294	34 697 028
8501611000	Generator ac of an output ? 12.5 kva	173 352	1 384 582	295 465	3 530 056
8501612000	Generator ac of an output > 12.5 kva	137 610	2 849 197	347 864	34 253 410
8501621000	Generator ac of 75 kva < an output ? 150 kva	25 282	411 141	128 769	1 297 242
8501629000	Generator ac of 150 kva < an output ? 375 kva	18 392	329 894	131 342	1 992 641
8501630000	Generator ac of 375 kva < an output ? 750 kva	23 852	612 153	291 193	11 299 366
8501640000	Generator ac of an output > 750 kva	278 887	2 023 241	3 250 603	18 936 701
8502110000	Electric generating sets & rotary conv.of an output < 75 kva	783 296	7 751 531	2 757 631	34 398 043
8502121000	Electric generating sets & rotary conv.75 kva< an output ? 125 kva	285 425	2 657 437	1 160 222	12 735 724
8502122000	Electric generating sets & rotary conv.125 kva < an output ? 375 kva	297 136	4 264 162	2 165 482	32 518 200
8502131000	Electric generating sets & rotary conv.of an output > 12500 kva	1 385 415	3 124 021	29 988 436	52 814 417
8502139000	Oth. elect generating sets& rotary conv.of an output > 12500 kva	3 591 948	23 157 443	41 673 218	318 071 614
8502201000	Generating sets with spark-ignit interncombust piston output ? 75	979 941	11 141 312	2 169 261	25 971 753
8502202000	Generating sets with spark-ignit interncombust piston 75 kva < out	19 656	662 522	15 515	533 744
8502203000	Generat sets with spark-ignition interncombust pist 100 kva < outp	860 929	2 099 464	2 054 063	34 101 761
8502204100	Generat sets with spark-ignition interncombust piston output > 12	89 876	210 920	4 372 912	9 380 259
8502204900	Oth. gnrating sets with spark-ign interncombust piston output > 12	205 849	4 876 753	510 860	12 670 372
8502311000	Oth generating sets wind-powered of an output ? 10000 kva	65	9 940	470	150 685
8502312000	Oth generating sets wind-powered of an oan output > 10000 kva	0	3 468	0	36 767
8502391000	Oth generating sets not wind-powered of an output ? 10 kva	116 980	10 638 751	501 076	86 707 571
8502392000	Oth generating sets not wind-powered of 10 kva < output ? 10000	24 481	918 266	332 327	34 923 979
8502393100	Oth generating sets not wind-powered of an output > 12500 kva	278	437 797	42 000	14 680 197
8502393900	Oth generating sets not wind-powered of an output > 10000 kva	514 251	1 484 914	48 243 360	59 186 261
8502400000	Electric rotary converters	1 226	96 351	23 227	2 450 962
8503001000	Parts used in manufacture elct.motor, generator of output>10000	514 878	1 897 273	4 060 264	20 801 497
8503009000	Oth parts in manufacture electric motor generator of output>100	1 342 619	11 627 575	9 420 019	81 076 023
8504100000	Ballasts, for discharge lamps or tubes	410 849	2 438 102	2 028 730	14 214 952
8504211000	Step-voltage regulators;instrument transformer with a power han	14 088	198 822	190 472	2 493 080
8504219200	Liquid dielect transformer with handlingcap>10kva and high side v	9 025	586 704	98 136	4 071 217
8504219300	Liquid dielect transformer with handlingcap>10kva and 66 kva<hig	1 116	25 926	7 951	230 216
8504219900	Oth Liquid dielectric transformerhandling capacity ? 650 kva	209 627	1 413 275	1 502 063	23 777 013
8504221100	Step-voltage regulators of high sidevoltage 66 kv or more	13 779	129 577	25 200	839 582
8504221900	Step-voltage regulator of a high sidevoltage < 66 kv	60 336	655 230	945 177	8 054 178
8504229200	Oth stepvoltage regltor of a high side110 kv<voltage? 650 kv	15 120	67 805	143 040	887 434
8504229300	Oth stepvoltage regltor of a high side66 kv < voltage ? 110 kv	0	1 057	0	65 450
8504229900	Oth stepvoltage regltor of a high side650 kv < voltage ? 10000 kv	49 399	753 481	333 516	4 273 307

I.3. IM POR M ENURUT KOM ODITI / IM PORT BY HS COM M ODITY
***** NOVEM BER / NOVEM BER 2014 *****

H S	Uraian Komoditi Commodity Description	Berat Bersih / Net Weight (Kg)		Nilai / Value C.I.F (US\$)	
		Bulan ini Current Month	Kumulatif Cum.Jan. to date	Bulan ini Current Month	Kumulatif Cum.Jan. to date
8504231000	Liquid dielectric transformers, powerhandling capacity ? 15000 kv	56	1 944 296	926	16 163 788
8504232100	Liquid dielectric transformers, power15000 < handling capacity ? :	0	408 079	0	2 264 867
8504232200	Liquid dielectric transformers, power20000 < handling capacity ? :	0	209 815	0	1 585 571
8504232900	Oth liquid dielectric transformerspower handling capacity > 30000	811 860	4 337 053	17 563 254	42 156 194
8504311100	Instrument potential transformer withrating voltage ? 110 kv	698	190 965	11 018	2 159 880
8504311300	Instrument potential transformer with1 kv ? rating voltage < 66 kv	0	4 032	0	33 456
8504311900	Oth.instrument potential transformer	26 394	592 494	516 659	7 027 590
8504312100	Ring current tranformers with voltagerating ? 110 kv	5 872	134 824	65 296	1 622 330
8504312200	Oth ring current transformers	29 549	856 081	379 616	2 362 411
8504312300	Instrument current tranformers with66 kv ? rating voltage < 110 kv	0	10 588	0	193 627
8504312400	Instrument current tranformers with1 kv ? rating voltage < 66 kv	63	55 034	2 264	1 366 657
8504312900	Oth instrument current tranformers with	33 364	251 027	412 127	3 214 702
8504313000	Flyback transformer power handlingcapacity ? 1 kva	35 806	301 405	323 404	2 567 708
8504314000	Intermediate frequency transformerpower handling capacity ? 1 kv	16 321	402 700	378 194	5 584 381
8504319100	Oth transformers of kind used toys,scaleor similar recreational mo	2 877	110 143	25 758	1 341 914
8504319200	Oth machting transformer havingpower handling capacity ? 1 kva	9 113	355 714	205 831	3 418 331
8504319910	Step up/down transformer,slide regulatorstabilizer handling capac	244 885	1 547 520	1 021 035	13 227 298
8504319990	Oth transformers having power handlingcapacity ? 1 kva	63 120	1 068 743	809 819	12 478 781
8504321100	Matching transformers, power handling1 kva < capacity ? 5 kva	1 057	21 114	10 660	967 446
8504321900	Oth matching transformers, pwr handling1 kva < capacity ? 5 kva	13 346	115 764	66 303	1 678 190
8504322000	Oth transformers of kind used toys,scalesmlar recr'nl models 1 kva	2	37 855	63	96 742
8504323000	Oth matching transformers minimum freq.3 mhz & power handling	0	2 371	0	37 147
8504324100	Matching transformers of power handling5 kva < capacity ? 10 kv;	2 535	49 698	35 436	972 458
8504324900	Oth matching transform'r of pwr handling5 kva < capacity ? 10 kv;	478	19 081	4 148	1 128 867
8504325100	Matching transformers, power handling10 kva < capacity < 16 kva	0	9 135	0	461 784
8504325900	Oth matching transfmrs, power handling10 kva < capacity < 16 kva	10 000	94 038	209 704	1 949 458
8504331100	Matching transform.side voltage? 66kv	191	402	5 346	14 922
8504331900	Oth matching transfmrs high s-volt? 66kv16 kva < capacity ? 500 kv	2	29 635	57	503 230
8504339100	Matching transformers power handling16 kva < capacity ? 500 kv;	0	38 354	0	389 865
8504339900	Oth matching transformers power handling16 kva < capacity ? 500	17 614	339 855	208 082	2 295 543
8504341100	Matching transform.side voltage ? 66 kv10000 kva <power cap ? 1	0	17 315	0	137 410
8504341200	Oth matching transformerspower capaity > 500 kva	7 118	165 751	46 097	1 061 503
8504341300	Oth matching transform.side volt < 66 kv10000 kva <power cap ?	16	850	785	33 785
8504341400	Oth instrum transform. side voltage<66kvpower capacity> 15000 kv	18 729	325 399	203 532	2 685 556
8504342300	Oth instrument transform. with high sidevoltage ? 66 kv	4	2 056 566	47	14 236 225
8504342400	Matching transformer hav'g a powerhandling capacity >15000 kva	429	1 552	234	2 429
8504342900	Oth instrument transformer hav'g a powerhandling capacity >1500	58 967	1 149 178	1 475 802	6 686 487
8504401100	Uninterrupted power supplies (ups)	557 044	5 349 613	5 805 714	53 099 519
8504401900	Other uninterruptud power supplies	177 775	2 723 266	3 678 545	49 267 382
8504402000	Battery chargers having a rating>100 kva	79 125	1 063 159	637 007	9 359 802
8504403000	Other rectifiers	70 574	472 202	4 278 254	21 482 296
8504404000	Inverters	96 076	888 432	2 597 026	26 314 279
8504409000	Other static converter for automaticdata processing machines&ur	540 647	4 674 553	6 948 998	75 600 845
8504501000	Inductors for power supply for automaticdata process mach&unit	51 757	746 110	4 651 725	22 523 435
8504502000	Chip type fixed inductors	20 563	337 158	770 616	13 256 833
8504509300	Other inductors, with power handlingcapacity ? 2500 kva	30 367	224 337	984 123	8 521 450
8504509400	Other inductors, with power handling2500 kva < capacity ? 10000	12 910	16 226	53 268	141 961
8504509500	Other inductors, with power handlingcapacity > 10000 kva	250	36 886	10 332	590 819
8504901000	Parts of goods of subheading 8504.10	1 498	106 866	10 041	704 449
8504902000	Parts of printed circuit assmb good subheading 85044011,850440	35 544	385 547	285 202	7 784 732
8504903100	Radiator panel,flat tube radiator assembfor distrib&power transfo	57 287	808 031	153 685	2 240 491
8504903900	Oth part of electrical transformers ofa capacity ? 10,000 kva	15 242	3 718 969	238 116	8 817 784
8504904100	Radiator panel,flat tube radiator assembfor distrib&power transfo	6 797	197 729	23 537	1 500 813
8504904900	Oth radiator panel a capacity >10000 kva	6 740	17 422	462 819	663 291
8504905000	Other, for inductors of capacity ? 2500kva	188	37 142	460	128 528
8504906000	Other, for inductors of capacity > 2500kva	353	2 263	32 005	67 309
8504909000	Other parts of electrical transformers,static converters & inductor	391 762	4 996 514	3 799 067	46 476 263
8505110000	Permanent magnet of metal	567 849	7 276 590	3 452 435	49 385 138
8505190000	Permanent magnet not of metal	450 496	6 083 285	1 645 760	29 273 411
8505200000	Electro magnetic couplings, clutches andbrakes	48 626	525 712	453 752	6 500 454
8505900000	Other electro magnetic including parts	146 585	1 313 124	1 869 089	18 888 333
8506101000	Manganese dioxide having external volume?300 cm3 of primary c	15 219	346 298	100 895	3 561 114
8506109000	Manganese dioxide having external volume> 300 cm3 of primary	152 793	2 002 577	1 035 393	14 919 458
8506300000	Mercuric oxide of primary cell/batteries	0	11	0	270

I.3. IM POR M ENURUT KOM ODITI / IM PORT BY HS COM M ODITY
***** NOVEM BER / NOVEM BER 2014 *****

H S	Uraian Komoditi Commodity Description	Berat Bersih / Net Weight (Kg)		Nilai / Value C.I.F (US\$)	
		Bulan ini Current Month	Kumulatif Cum.Jan. to date	Bulan ini Current Month	Kumulatif Cum.Jan. to date
8506400000	Silver oxide of primary cell/batteries	11 733	104 784	1 377 033	9 889 439
8506500000	Lithium of primary cell/batteries	3 648	463 811	274 066	33 041 935
8506601000	Air-zinc of primary cell/batterieshaving an external volume ? 300 c	0	28	0	30 770
8506609000	Air-zinc of primary cell/batterieshaving an external volume > 300 c	8 168	46 659	114 715	1 157 874
8506801000	Zinc carbon, having an externalvolume ? 300 cm3 of primary cell/t	0	21	0	7 234
8506802000	Zinc carbon, having an externalvolume > 300 cm3 of primary cell/t	0	8 089	0	582 134
8506809100	Other primary cell/batterieshaving an external volume ? 300 cm3	3 449	87 501	117 821	1 196 769
8506809900	Other primary cell/batterieshaving an external volume > 300 cm3	138 958	1 439 516	4 587 487	43 140 453
8506900000	Parts of primary cells/batteries	176 932	1 226 122	4 201 812	20 749 909
8507101000	Lead-acid, for starting piston enginea kind used for aircraft	24 982	30 266	44 352	977 971
8507109200	Lead-acid, for starting piston engineused not for aircraft of height	209 336	482 183	151 587	1 026 669
8507109300	Lead-acid, for starting piston engineused not for aircraft of height	342 891	4 043 194	871 710	13 167 821
8507109900	Oth lead-acid, for start piston engineused not for aircraft of heigh	163 691	2 753 513	506 378	8 237 860
8507201000	Oth lead-acid accumulator of a kind usedfor aircraft	5 035	73 680	46 410	429 294
8507209100	Oth lead-acid accumulator of a kind used13 cm < height ? 23 cm	43 824	399 962	119 568	1 437 634
8507209200	Oth lead-acid accumulator of a kind useda height > 23 cm	738 103	7 555 448	2 604 923	26 115 611
8507209300	Oth lead-acid accumulator of a kind usednot for aircraft 13 cm < h	0	6 711	0	113 805
8507209900	Oth lead-acid accumulator of a kind usednot for aircraft a height >	802 717	12 061 713	3 780 925	50 639 537
8507301000	Nickel-cadmium of a kind used foraircraft	84	2 589	441	66 538
8507309000	Other nickel-cadmium of a kind used foraircraft	24 978	222 159	261 949	3 207 600
8507401000	Nickel-iron of a kind used for aircraft	0	3	0	102
8507409000	Oth nickel-iron of a kind used foraircraft	6 742	54 650	7 895	316 404
8507500000	Nickel metal hydride	7 505	118 948	174 793	3 608 884
8507601000	Lithium ion accumulators of a kind usedlaptops includ notebook, s	2 501	14 040	59 978	809 241
8507609000	Other lithium ion accumulators	66 592	550 523	1 527 953	18 682 699
8507801000	Oth accumulator of a kind used foraircraft	4	640	3 702	289 594
8507809100	Other accumulator of a kind used forlaptops including notebook, s	1 226	8 931	10 633	130 341
8507809900	Other accumulator of a kind used not forlaptops including notebo	731 583	4 032 561	4 524 907	11 922 654
8507901100	Plates of goods of other electricaccumulators, include separators t	4	26 657	134	91 834
8507901900	Other of plate	3 281	48 182	35 649	726 620
8507909100	Other parts of a kind used for aircraft	0	35	0	15 387
8507909200	Battery separators,ready for use ofmaterial other than poly/vinyl c	128 995	1 393 694	701 709	8 243 074
8507909300	Part of goods of electric accumulatorinclude separators thereor, w	4 529	39 988	110 586	1 064 341
8507909900	Oth part of electric accumulator include separators thereor, wheth	103 821	1 021 868	550 697	5 980 236
8508110000	Vacuum cleaner with self-contain elcmtra power ? 1500 w, capacit	196 912	1 807 939	972 341	8 761 151
8508191000	Oth vacuum cleaners with self-containedelc.mtr a kind suitable for	21 282	190 727	76 859	802 044
8508199000	Oth vacuum cleaners not for domestic use	17 755	143 306	201 800	1 297 079
8508600000	Other vacuum cleaners	25 523	577 546	237 495	5 261 089
8508701000	Parts of vacuum cleaners capcty ? 20 lor a kind suit.for domestic u	3 382	33 868	74 344	501 002
8508709000	Other parts of vacum clean capcty ? 20 lor a kind suit.for domestic	2 387	74 643	54 818	647 784
8509400000	Food grinder&mixer,fruit/vegetable juiceextract with self-containe	332 391	3 502 392	1 735 284	19 877 504
8509801000	Floor polishers with self-containedelectric motor	10 209	153 218	23 321	691 374
8509802000	Kitchen waste disposerwith self-contained electric motor	580	1 516	15 905	39 613
8509809000	Oth electro-mechanic domestic applianceswith self-contained elec	60 552	336 743	382 857	2 068 639
8509901000	Part of goods of floor polishers	824	75 756	1 685	213 549
8509909000	Other parts elect. mechanical domestic appliance, with self-cont.e	609 152	4 436 155	1 416 388	12 126 172
8510100000	Shavers, with self-contained electricmotor	5 611	148 585	133 628	951 838
8510200000	Hair clippers, with self-containedelectric motor	10 871	111 441	103 985	1 167 322
8510300000	Hair-removing appliances, with selfcontained electric motor	2 822	9 609	29 830	212 550
8510900000	Parts of shavers,hair clippers with selfcontained electric motor	11 086	143 886	688 402	10 761 428
8511101000	Sparking plugs suitable for aircraftengines	6	4 308	730	345 980
8511102000	Sparking plugs suitable formotor vehicles engines	20 364	250 828	292 338	2 649 116
8511109000	Other sparking plugs	32 802	431 196	116 418	6 241 341
8511201000	Ignition magnetos, magneto-dynamos,magnetic flywheels for air	926	7 901	114 850	315 518
8511202100	Ignition magnetos, magneto-dynamos,magnetic flywheels unasser	31 460	305 459	218 481	2 355 768
8511202900	Oth ignition magnetos, magneto-dynamos,magnetic flywheels	35 043	531 816	268 205	4 800 176
8511209100	Oth ignition magnetos, magneto-dynamos,magnetic flywheels un	2 570	49 576	125 244	2 476 211
8511209900	Oth ignition magnetos, magneto-dynamos,magtic flywheels not for	39 621	192 595	724 496	2 732 761
8511303000	Other distributors; ignition coils a kinsuitable for aircraft/vehic	2 126	106 331	42 773	1 707 510
8511304100	Unassembled oth.distributor/ignition coila kind suit. for aircraft/v	29 405	410 667	558 806	8 202 747
8511304900	Unassembled distributors/ignition coil	64 778	658 760	1 291 204	13 057 892
8511309100	Unassembled distributors/ignition coil a kisuit. not for aircraft/v	816	1 542	2 125	19 520
8511309900	Oth unassembled distributors/ignition coilsuitable not for aircraft/v	57 661	590 561	720 201	9 133 103
8511401000	Starter motors & dual purpose startergenerator of a kind used air	229	2 913	3 071	297 184

I.3. IM POR M ENURUT KOM ODITI / IM PORT BY HS COM M ODITY
***** NOVEM BER / NOVEM BER 2014 *****

H S	Uraian Komoditi Commodity Description	Berat Bersih / Net Weight (Kg)		Nilai / Value C.I.F (US\$)	
		Bulan ini Current Month	Kumulatif Cum.Jan. to date	Bulan ini Current Month	Kumulatif Cum.Jan. to date
8511402100	Other unassembled starter motors forengine vehicle of car, transp	1 338	32 078	15 811	379 483
8511402900	Oth starter motors&dual purpose startergenerators	16 034	187 367	154 046	2 234 866
8511403100	Assembled starters motor for engine ofvehicles of tractors	533	17 952	15 184	319 787
8511403200	Assembled starters motor for engine ofvehicles of car transport pe	281 814	3 339 817	3 162 355	37 764 800
8511403300	Assembled starters motor for engine ofvehicles of special cars	5 994	43 536	67 798	649 461
8511409100	Other starter motor for engine of transpcars person/goods,spesial	8 941	14 916	8 382	81 172
8511409900	Other starter motor assembled	54 397	1 103 370	996 835	16 285 878
8511501000	Other generator of a kind used foraircraft engines unassembled	1 024	2 465	4 250	11 857
8511502100	Other generators unassembled for vehicleengine of car, transport	159	8 312	1 485	42 099
8511502900	Other unassembled alternators	4 765	146 997	60 110	842 468
8511503100	Assembled alternators for engine vehicletractors	735	13 878	13 742	226 787
8511503200	Assembled alternators for engine vehicletransportation for person	344 276	4 209 272	3 231 377	39 885 639
8511503300	Assembled alternators for engine vehicleof special purpose motor	533	80 906	19 807	642 020
8511509100	Other generators for engine vehicle oftransportat'n person/goods	141	18 799	8 046	229 086
8511509900	Other generators	137 815	993 354	793 626	14 170 704
8511801000	Other equipment of electrical ignitiona kind used for aircraft	149	910	9 307	29 003
8511802000	Other equipment of electrical ignitiona kind used for motor vehicle	8 956	1 408 157	131 658	11 656 775
8511809000	Other equipment of electrical ignition	210 811	909 652	1 390 894	6 093 145
8511901000	Parts of goods of elect ignition for useaircraft engines	18	7 569	616	174 886
8511902000	Parts of goods of elect ignition for usevehicle engine	293 720	4 202 484	3 077 332	57 387 902
8511909000	Parts of goods of elect ignition for usenot for aircraft or vehicle en	124 029	897 304	529 138	5 300 407
8512100000	Lighting/visual signalling equipment ofa kind used on bicycles	33 672	243 306	294 331	2 915 775
8512202000	Unassembled lighting/visual signalingequipment	194 483	1 889 680	3 335 608	33 022 305
8512209100	Other lighting/visual signalling equip.for motorcycles	21 030	442 717	98 396	1 808 106
8512209900	Other lighting/visual signalling equip.	548 261	6 257 774	7 470 747	87 796 004
8512301000	Horns and serenes, assembled	64 195	655 065	241 786	3 807 332
8512302000	Unassembled sound signalling equipment	57 673	527 432	1 165 264	14 974 055
8512309100	Other sound signal equip.obstacle detectdevice for vehicles	234	29 569	8 857	601 811
8512309900	Other sound signalling equipment	12 792	216 332	410 086	4 527 301
8512400000	Windscreen wiper, defroster & demisters	171 063	2 245 350	1 741 467	16 270 789
8512901000	Parts of goods of lighting or vis. light	21 274	145 612	198 665	1 351 133
8512902000	Parts of goods of lighting, sound signalor windscreen wpers, defro:	207 761	1 889 645	5 015 947	42 693 953
8513101000	Miners helmet lamps	26 766	168 046	129 746	2 248 399
8513102000	Quarrymens lamps	45 670	105 625	101 795	217 710
8513109000	Other portable electirc lamps	838 872	11 355 938	1 831 868	25 539 747
8513901000	Part of portable elect lamp of miner'shelmet or quarrymen's lamp	477	577	499	4 257
8513903000	Parts of flashlights reflectors; switchsliders of plastics	2 459	136 140	9 796	442 804
8513909000	Oth part of portable elect lamp designed	47 382	1 061 570	169 312	2 471 624
8514100000	Resistance heated furnaces and ovens	200 647	6 029 735	1 947 384	30 291 405
8514202000	Electric furnaces or ovens for the mnfcrof printed circuit board/as	0	519 222	0	1 337 976
8514209000	Oth furnaces/oven function by inductionor dielectric loss	7 357	2 114 796	456 613	20 818 445
8514302000	Oth elect furnace/oven for the manufactrof printed circuit board/;	3 105	118 145	78 772	3 138 441
8514309000	Other furnaces and ovens	85 466	4 835 352	1 755 943	16 231 626
8514400000	Oth equipment for the heat treatment ofmaterials by induction/di	42 647	881 904	674 581	19 372 135
8514902000	Part of industrial/laboratory electricfurnaces/oven for manufact.o	1 027 786	11 071 907	1 142 356	7 124 508
8514909000	Other industrial/lab.elec. furnaces andovens incl.by induction or d	1 300 356	13 694 160	2 621 235	33 559 584
8515110000	Soldering irons and guns	15 193	230 277	45 188	702 161
8515191000	Mach and app for soldering component onPCB/printed wiring boa	6 140	64 171	143 805	2 628 924
8515199000	Other brazing/soldering machines andapparatus	43 325	432 011	155 359	8 981 612
8515210000	Mach and app for resistance welding ofmetal, fully or partly autor	57 406	2 407 045	1 461 045	31 578 650
8515290000	Mach and app for resistance welding ofmetal, non-automatic	263 641	2 495 798	1 161 279	10 138 789
8515310000	Mach and app for arc welding of metal,fully or partly automatic	155 133	1 593 222	1 285 953	35 398 575
8515391000	AC arc welders, transformer type,non- automatic	4 703	301 319	37 246	1 646 637
8515399000	Oth machine and apparatus for arcwelding of metals, not automat	232 020	2 520 855	1 592 181	16 916 299
8515801000	Electric mach & app for hot spraying of metals/sintered metal cart	4 844	136 388	9 750	1 387 623
8515809000	Oth electric mach & app for hot spraying of metals/sintered metal	58 151	607 504	480 554	9 337 392
8515901000	Parts of AC arc welder, transformer type	68 401	503 512	507 365	4 011 340
8515902000	Part of mach&app for soldering component on PCB/printed wiring	3 059	52 117	134 907	2 511 718
8515909000	Oth electric machines & apparatus	161 398	1 502 431	2 436 484	25 417 969
8516101010	Water dispenser fitted w/ solely waterheater for domestic use	265 281	2 038 717	1 573 502	11 259 515
8516101090	Water dispenser fitted w/ solely waterheater for other use	118 698	2 151 659	852 434	14 658 788
8516103000	Electric immersion water heaters	149 524	259 971	1 095 355	1 599 573
8516210000	Storage heating radiators	0	2 010	0	7 535
8516290000	Oth electric space heating apparatusand electric soil heating appar	636	65 103	62 579	935 243

I.3. IM POR M ENURUT KOM ODITI / IM PORT BY HS COM M ODITY
***** NOVEM BER / NOVEM BER 2014 *****

H S	Uraian Komoditi Commodity Description	Berat Bersih / Net Weight (Kg)		Nilai / Value C.I.F (US\$)	
		Bulan ini Current Month	Kumulatif Cum.Jan. to date	Bulan ini Current Month	Kumulatif Cum.Jan. to date
8516310000	Hair dryers	22 845	193 279	176 953	2 148 244
8516320000	Other hair-dressing apparatus	46 702	310 256	199 145	2 141 158
8516330000	Hand-drying apparatus	12 008	70 197	220 734	1 269 562
8516401000	Elect. smoothing irons of kind designed to use steam from the indu	6 375	82 418	33 865	439 617
8516409000	Other electric smoothing irons	68 400	610 286	575 289	5 323 038
8516500000	Microwave ovens	116 133	1 115 962	602 140	5 417 933
8516601000	Rice cookers	1 558 153	12 711 827	5 302 443	53 351 245
8516609000	Oth ovens; cookers,cooking plates,boiling rings,grillers & roasters	297 738	1 872 567	1 074 003	8 658 349
8516710000	Coffee/tea makers	23 818	311 284	310 090	4 227 689
8516720000	Toasters	38 404	394 195	204 493	2 244 071
8516791000	Kettles	27 341	328 891	161 969	1 511 684
8516799000	Other electro-thermic appliances	353 974	2 178 528	1 069 316	12 267 008
8516801000	Elect heatin resistor for type-foundingor type-setting mach;for ind	724 133	754 009	1 256 259	1 965 015
8516803000	Elect heatin resistor for type-founding/type-setting mach;for dom	25 165	428 277	287 286	4 492 768
8516809000	Other electric heating resistors	41 631	532 432	635 928	7 773 196
8516902100	Sealed hotplates for domestic appliances	309	67 161	5 278	138 577
8516902900	Sealed hotplates for other appliances	271 719	3 059 135	701 675	6 708 872
8516903000	Parts of electric instantaneous/ storagewater heaters & immersion	111 923	1 382 750	310 289	3 598 631
8516904000	Part of electric heatin resstor for typefounding/ type-setting mach	0	6 173	0	73 734
8516909000	Oth part of electric heating resstor for type-founding/ type-setting i	334 506	4 134 405	2 388 846	35 401 527
8517110000	Line telephone set with cordless handset	5 392	37 397	231 589	1 282 820
8517120000	Telephones for cellular networksor for other wireless networks	1 250 699	12 487 269	265 965 101	2 677 748 793
8517180000	Other telephone sets	64 391	554 883	1 322 633	11 025 372
8517610000	Base stations	536 552	4 788 564	31 812 616	489 246 121
8517621000	Radio transmitters/ receivers for simult.interpretaion at multilingual	1 838	47 277	107 703	1 661 653
8517622100	Control & adaptor units, incl. gateways,bridges and routers	58 733	1 228 075	3 492 099	51 344 856
8517622900	Oth control & adaptor units, includinggateways,bridges and router	164 111	741 468	5 789 862	64 792 646
8517623000	Telephonic or telegraphic switchingapparatus	13 891	65 545	368 338	9 767 800
8517624100	Modems including cable modemsand modem cards	12 424	284 783	1 263 537	20 344 947
8517624200	Concentrators or multiplexers	3 057	173 595	2 549 714	32 887 748
8517624900	Oth app for carrier-current line systemor for digital line systems	7 665	143 767	14 902 450	85 583 506
8517625100	Wireless LANs	14 991	503 890	698 209	31 188 982
8517625200	Transmission/reception app for simult.interpretaion at multilingual	37	609	19 801	63 774
8517625300	Oth transmission apparatus for radio-telephony/radio-telegraphy	39 349	753 595	2 947 670	301 146 438
8517625900	Oth transmission app incorporatingreception apparatus; others	1 638	17 006	340 001	4 225 558
8517626100	Oth transmission apparatus for radio-telephony/radio-telegraphy	58 713	121 992	516 646	5 305 218
8517626900	Oth transmission apparatus for radio-telephony/radio-telegraphy;	714	13 701	281 154	2 680 224
8517629100	Portable receiver for call,alert/ pagingand paging alert devices, incl	66	2 216	35 828	249 278
8517629200	Portable receiver for radio-telephonyor radio-telegraphy	42	2 404	36 966	47 606
8517629900	Other portable receivers	14 738	206 187	3 512 749	32 493 692
8517690000	Other apparatus for transmission orreception of voices; others	6 567	293 143	1 171 533	6 924 430
8517701000	Parts of control and adaptor unitsincluding gateways, bridges, roui	35 618	216 273	967 574	16 626 129
8517702100	Parts of cellular telephones	82 327	498 462	5 130 240	23 033 241
8517702900	Oth parts of control and adaptor unitsincluding gateways, bridges,	32 825	383 923	912 464	17 837 290
8517703100	Oth PCB of goods for line telephonyor line telegraphy; assembled	3 529	61 531	204 678	9 213 675
8517703200	Oth PCB of goods for radio-telephonyor radio-telegraphy; assembl	287	2 827	19 903	349 778
8517703900	Oth printed circuit board; assembled	198 519	1 508 094	9 853 143	108 119 775
8517704000	Aerials/ antennae used w/ app. for radio-telephony or radio-telegr.	20 309	656 199	436 668	12 985 827
8517709100	Oth aerials/ antennae of goods for linetelephony or line telegraphy	2 236	47 205	178 810	3 413 767
8517709200	Oth aerials/ antennae of goods for radio-telephony or radio-telegr.	746	1 418 403	19 572	75 352 752
8517709900	Other aerials or antennae	89 434	2 303 754	20 170 955	418 080 062
8518101100	Microphones having a frequency rangeof 300 hz to 3.4 khz	14 167	33 131	180 930	1 116 193
8518101900	Other microphones, whether or notwith their stands	24 890	472 845	133 647	3 470 308
8518109000	Other microphones	57 320	279 082	805 667	7 777 047
8518211000	Box type of single loudspeakers,mounted in their enclosures	104 682	736 808	379 939	7 949 681
8518219000	Oth type of single loudspeakersmounted in their enclosures	183 393	1 143 202	1 272 546	7 385 989
8518221000	Box type of multiple loudspeakers,mounted in their enclosures	127 233	1 399 703	784 724	7 820 923
8518229000	Oth type of multiple loudspeakersmounted in their enclosures	52 149	830 071	328 231	6 624 095
8518292000	Loudspeakers,without enclosure,having a freq 300 hz to 3.4 khz	4 564	293 602	51 926	1 733 401
8518299000	Oth loudspeakers, not mounted intheir enclosure	540 417	7 133 171	2 716 535	38 059 696
8518301000	Headphones	39 041	296 438	441 011	4 835 107
8518302000	Earphones	36 816	381 711	238 063	2 922 097
8518304000	Line telephone handsets	1 230	4 840	15 172	159 282
8518305100	Oth combined microphone/ speaker set,for cellular/wireless teleph	1 429	19 415	12 067	362 182

I.3. IM POR M ENURUT KOM ODITI / IM PORT BY HS COM M ODITY
***** NOVEM BER / NOVEM BER 2014 *****

H S	Uraian Komoditi Commodity Description	Berat Bersih / Net Weight (Kg)		Nilai / Value C.I.F (US\$)	
		Bulan ini Current Month	Kumulatif Cum.Jan. to date	Bulan ini Current Month	Kumulatif Cum.Jan. to date
8518305900	Oth combined microphone/speaker set,for other puprposes	5 212	32 657	369 030	799 925
8518309000	Other headphones and earphones,combined w/ microphone/spea	23 494	285 423	218 696	2 863 613
8518402000	Audio-freq elec. amplifier used asrepeaters in line telephony	60	2 747	2 783	41 599
8518403000	Audio-freq elec. amplifier used asrepeaters in oth than line teleph	1 144	2 634	94 437	231 882
8518404000	Oth audio-freq elec. amplifier,have 6 ormore input signal line	82	24 518	508	1 365 139
8518409000	Other audio-freq elec. amplifier	91 625	1 088 010	1 454 153	10 067 207
8518501000	Elec. sound ampli. set having powerrating of 240W or more	12 639	40 037	86 177	224 601
8518502000	Oth elec. sound amplifier w/ loudspeaker50V <= voltage rating <=	0	2 470	0	82 387
8518509000	Oth electric sound amplifier	13 399	327 547	98 862	2 157 320
8518901000	Part of microphone,loudspeaker,telephonehandset,audio-freq ele	158 909	2 779 903	618 932	7 635 197
8518902000	Part of oth audio-freq elec. amplifier,have 6 or more input signal li	820	22 788	87 541	1 010 613
8518903000	Part of single/multiple loudspeaker	94 259	1 697 296	173 258	3 687 088
8518904000	Part of oth loudspeakers, not mounted intheir enclosure	0	293 548	0	358 926
8518909000	Part of oth electric sound amplifier set	949 886	10 503 887	5 206 009	60 107 907
8519201000	Coins or disc operated record player	0	10	0	27 437
8519202000	Record player operated by others	1	4 275	118	19 927
8519300000	Turntables (record-decks)	21	79	95	8 292
8519500000	Telephone answering machines	0	196	0	3 623
8519811000	Pocket size cassette recorders,dimensionnot exceed 170 x 100 x 4	0	1 078	0	128 292
8519812000	Cassette recorder,with ampli/loudspeakeroperating only w/ ext. s	0	155	0	9 897
8519813000	Compact disc player	3 689	49 398	26 443	591 282
8519814900	Transcribing machines for other purposes	1 723	100 963	14 786	119 236
8519816100	Magnetic tape rcorder incorp sound reprofor cinematography or b	7	269	559	22 109
8519816900	Magnetic tape rcorder incorp sound reprofor other puprposes	0	21	0	1 600
8519817900	Oth sound reproducing app,cassette type,for other puprposes	2 726	16 517	20 326	291 804
8519819900	Oth sound recorder suitable forother puprposes	4 342	78 666	40 888	855 202
8519891100	Cinematographic sound reproducersfor film of a width of less than	0	2 659	0	62 220
8519892000	Record-players with/without loudspeakers	0	511	0	8 140
8519899000	Cinematographic sound reproducersfor other puprposes	14 202	124 323	268 970	2 437 199
8521101000	Magnetic tape-type used incinematography or TV broadcasting	0	2 822	0	85 427
8521109000	Magnetic tape-type used in other purpose	0	486	0	42 115
8521901100	Laser disc player used incinematography or TV broadcasting	0	9 384	0	156 429
8521901900	Laser disc player used in other purpose	75 226	738 598	648 073	8 412 456
8521909100	Oth magnetic tape-type used incinematography or TV broadcastin	6 151	46 528	14 031	570 040
8521909900	Oth magnetic tape-type used inother puprposes	96 607	916 721	2 129 032	22 182 719
8522100000	Pick-up cartridges	205	6 844	21 174	751 082
8522902000	Printed circuit board assemblies fortelephone answering machine	33	5 977	8 869	199 699
8522903000	PCB assemblies for cinematographic soundrecorders or reproduce	16 984	208 209	339 830	6 399 038
8522904000	Audio/video tapedecks and compact discmechanisms	196 472	3 042 152	2 537 338	36 581 549
8522905000	Audio/video reproduction heads, magnetic type; magnetic erasing	2 578	46 995	12 225	692 179
8522909100	Oth parts& accessories of cinematographic sound recorders/reprod	10 064	160 283	121 759	2 148 258
8522909200	Oth parts of telephone answering machine	9 396	88 070	47 937	406 832
8522909300	Oth parts& accessories for sound/audiorecording/reproducing (ma	154 327	2 389 152	8 264 959	84 150 738
8522909900	Oth parts& accessories for other soundor audio recording/reprodu	259 715	2 733 990	7 853 543	89 859 792
8523211000	Magnetic media card,incorporating amagnetic stripe; unrecorded	2 263	70 400	92 840	1 586 817
8523219000	Magnetic media card,incorporating amagnetic stripe; recorded	5 842	28 389	381 896	5 693 070
8523291100	Magnetic computer tapes,width <= 4mm;unrecorded	1 112	3 551	2 181	27 661
8523291900	Other magnetic tapes,width <= 4mm;unrecorded	36	1 611	3 441	51 414
8523292100	Magnetic video tapes, width <= 4mm;recorded	10 938	44 583	13 724	57 936
8523292900	Magnetic tapes (oth than video tapes)width <= 4mm; recorded	0	990	0	79 782
8523293100	Magnetic computer tapes,4mm<width<=6,5mm;unrecorded	2	78	96	5 021
8523293300	Magnetic video tapes,4mm<width<=6,5mm;unrecorded	0	79 548	0	177 944
8523293900	Other magnetic tapes,4mm<width<=6,5mm;unrecorded	44	5 681	4 917	538 652
8523294100	Magnetic computer tapes,4mm<width<=6,5mm;recorded	14	30	1 927	2 294
8523294200	Magnetic tapes, 4mm<width<=6,5mm;recorded,for cinematograp	0	51	0	7 909
8523294300	Oth magnetic video tapes, 4mm<width<=6,5mm;recorded	2	458	6	8 183
8523294900	Oth magnetic computer tapes,4mm<width<= 6,5mm;unrecorded	0	2 311	0	51 054
8523295100	Magnetic computer tapes,width > 6,5mm;unrecorded	51	1 642	8 544	190 916
8523295200	Magnetic video tapes,width > 6,5mmunrecorded	26	2 644	48	24 126
8523295900	Oth magnetic tapes, width > 6,5mmunrecorded	73 938	314 926	226 706	1 345 034
8523296100	Magnetic tapes width >6,5mm;recordedfor storage media	0	2 332	0	43 066
8523296200	Magnetic tapes width >6,5mm;recordedfor cinematography	0	8	0	1 718
8523296300	Oth magnetic video tapes, width > 6,5mm;recorded	0	136	0	334
8523296900	Oth magnetic tapes, width > 6,5mm;recorded, for other purposes	3 047	31 309	12 280	71 385

I.3. IM POR M ENURUT KOM ODITI / IM PORT BY HS COM M ODITY
***** NOVEM BER / NOVEM BER 2014 *****

H S	Uraian Komoditi Commodity Description	Berat Bersih / Net Weight (Kg)		Nilai / Value C.I.F (US\$)	
		Bulan ini Current Month	Kumulatif Cum.Jan. to date	Bulan ini Current Month	Kumulatif Cum.Jan. to date
8523297100	Computer hard disc and diskette;unrecorded	34 075	249 104	89 743	585 087
8523297900	Other magnetic discs; unrecorded	158	546	1 030	16 135
8523298100	Magnetic disc for reproducing phenomenonot sound/image for co	3 153	86 450	16 424	523 483
8523298200	Magnetic disc for reproducing phenomenonot sound/image for ot	0	1	0	16 372
8523298300	Oth magnetic disc reproducing represent.by means of an auto. dat	3	483	145	114 266
8523298490	Other cinematographic films;magnetic	0	66	0	9 020
8523299100	Magnetic media oth than disc forcomputer use;unrecorded	3 147	25 916	15 630	340 026
8523299200	Magnetic media oth than disc forth than computer use;unrecord	0	42	0	13 489
8523299300	Magnetic media oth than disc forcomputer use;recorded	0	41 368	0	1 133 103
8523299400	Magnetic media oth than disc forth than computer use;recorded	259	3 039	140	1 556
8523299500	Oth magnetic media reprod. sound/imageproprietary format stor	0	6 349	0	13 014
8523299900	Other magnetic media (not disc)	4 770	54 155	105 440	1 059 860
8523411000	Optical media, unrecorded, forcomputer use	125 233	386 487	515 475	1 536 014
8523419000	Optical media, unrecorded, forother use	16 920	17 008	53 579	78 818
8523491100	Disc for laser reading systems forreproducing phenomena not sou	16	234	33 500	121 135
8523491200	Educational, technical, scientific,historical/ cultural disc;sound only	1	170	298	28 996
8523491300	Other kind of disc; sound only	42	120	5 852	171 842
8523491400	Disc for laser reading system for repro.represent. of instruct,data,s	736	8 221	199 198	9 497 317
8523491910	Cinematographic film oth than newsreel,travelogues,and oth doc.	0	87	0	53 716
8523491990	Other cinematographic films;optical	141	656	16 575	232 188
8523499100	Oth disc for laser reading systems forreproducing phenomena not	0	1	0	7 257
8523499200	Oth disc for laser reading systems forreproducing sound only	1	1	3 912	3 912
8523499300	Oth disc for laser reading systems forreproducing others	11	36	232	2 605
8523499900	Oth disc for laser reading systems	243	5 446	821 859	2 120 544
8523511100	Solid-state non-volatile storage devicesuitable for computer use;	6 692	196 956	40 190	587 308
8523511900	Solid-state non-volatile storage devicesfor other use;unrecorded	1 165	45 458	244 410	2 026 360
8523512100	Solid-state non-volatile storage devicesuitable for computer use;	2 594	87 927	1 059 799	30 197 252
8523512900	Solid-state non-volatile storage devicesfor other use;recorded	202	1 730	1 538	28 934
8523513000	Solid-state non-volatile storage devicesfor repro. data,sound/imag	663	5 074	6 522 705	19 257 555
8523519010	Cinematographic film oth than newsreel,and oth doc. films;semic	0	80	0	24 290
8523519090	Other cinematographic film;semiconductor	160	3 264	84 320	838 856
8523520000	"Smart cards"	52 737	663 597	4 735 524	43 865 184
8523591000	Proximity cards and tags;semiconductor	441	20 323	31 385	315 995
8523592100	Oth semiconductor media,unrecorded,suitable for computer use	0	1 286	0	26 756
8523592900	Oth semiconductor media,unrecorded,for other use	292	15 361	1 849	290 421
8523593000	Oth semiconductor media,recordedreproducing phenomena not s	0	3	0	1 363
8523594000	Oth semiconductor media,recordedreproducing others	356	712	6 773	201 177
8523599000	Other semiconductor media	47	1 188	23 665	154 144
8523804000	Gramophone records;storage device	83	267	151	470
8523805100	Oth solid-state non-volatil storage dev.;unrecorded,for computer	3 392	23 391	1 470 536	10 707 935
8523805900	Oth solid-state non-volatil storage dev.;unrecorded,for other use	0	36	0	2 972
8523809100	Oth solid-state non-volatil storage dev.;recorded,reprod. not soun	0	78	0	747
8523809200	Oth solid-state non-volatil storage dev.;recorded,reproducing othe	124	124 634	25 899	625 119
8523809900	Other solid-state non-volatilestorage device	677	11 009	55 504	517 725
8525500000	Transmission apparatus	3 053	16 556	118 754	2 969 304
8525600000	Transmission apparatus incorporatingreception apparatus	3 643	72 665	340 710	23 497 540
8525801000	Web cameras	17 629	145 977	488 854	3 009 754
8525803100	Video camera recorders,used inbroadcasting	1 856	16 252	7 436	1 058 260
8525803900	Video camera recorders,used inother purposes	40 131	368 970	1 590 769	11 727 518
8525804000	Television camera	19 038	182 316	866 212	6 208 199
8525805010	Pocket camera	22 649	425 839	872 785	20 749 236
8525805020	DSLR camera	6 013	84 300	1 331 421	14 627 398
8525805090	Other digital cameras	4 003	321 384	853 133	9 355 192
8526101000	Radar app..ground based,use in civilaircraft,used solely on sea-go	455	72 149	79 685	8 370 074
8526109000	Other radar apparatus	13 281	106 405	548 769	6 115 546
8526911000	Radio navigational aid app.,use in civilaircraft,used solely on sea-g	797	15 873	131 971	1 505 277
8526919000	Other radio navigational aid apparatus	4 368	47 929	284 309	5 782 819
8526920000	Radio remote control apparatus	16 176	304 660	1 035 560	8 928 512
8527120000	Pocket-size radio cassette-players	0	0	0	0
8527131000	Oth radio broadcast receiver combined w/sound recording/reproc	2 482	174 729	61 449	943 929
8527139000	Oth radio broadcast receiver combined w/sound recording/reproc	25	21 247	11 570	533 694
8527191100	Portable reception app capable of planmanage&monitor the elect	13	20 198	427	25 806
8527191900	Reception app capable of plan,manage&monitor electromag spect	3 854	15 868	35 809	290 552
8527199100	Oth reception app.;portable	8	41 574	2 204	51 020

I.3. IM POR M ENURUT KOM ODITI / IM PORT BY HS COM M ODITY
***** NOVEM BER / NOVEM BER 2014 *****

H S	Uraian Komoditi Commodity Description	Berat Bersih / Net Weight (Kg)		Nilai / Value C.I.F (US\$)	
		Bulan ini Current Month	Kumulatif Cum.Jan. to date	Bulan ini Current Month	Kumulatif Cum.Jan. to date
8527199900	Oth reception app.;not portable	0	258	0	13 113
8527210000	Radio-broadcast receiver,use ext sourcepower combined with sou	41 655	844 334	2 449 240	45 603 555
8527290000	Radio-broadcast receiver,use ext sourcepower not combined with	16 498	230 463	892 113	9 035 967
8527911000	Oth radio-broadcast receiver,ext sourcepower combined w/ sounc	0	1 202	0	28 882
8527919000	Oth radio-broadcast receiver,ext sourcepower comb. w/ sound rex	93 052	743 486	713 927	6 421 630
8527921000	Oth radio-broadcast receiver,ext sourcepower combined w/ a cloc	803	6 053	11 276	93 632
8527929100	Oth radio-broadcast receiver;not portablecomb. w/ a clock,mains c	6	1 259	4 233	45 216
8527929900	Oth radio-broadcast receiver;not portablecomb. w/ a clock,operat	0	164	0	6 406
8527991000	Oth radio-broadcast receiver,ext sourcepower combined w/ other	0	1	0	936
8527999100	Oth radio-broadcast receiver;not portablecomb. w/ others,mains o	155	13 580	2 518	181 095
8527999900	Oth radio-broadcast receiver;not portablecomb. w/ others,operate	0	827	0	95 829
8528411000	Colors cathode-ray tube monitor,used inautomatic data processi	4 199	8 688	39 736	142 198
8528412000	B/W cathode-ray tube monitor,used inautomatic data processing s	0	6 406	0	29 134
8528491000	Oth color cathode-ray tube monitor,usedin automatic data proces	3 382	137 932	10 363	605 905
8528492000	Oth B/W cathode-ray tube monitor,usedin automatic data proces	4 944	6 403	57 585	217 715
8528511000	Projection type flat panel display unitused in automatic data proce	28 329	182 291	154 011	3 748 341
8528512000	Oth projection type flat panel displayunits, color	188 969	2 616 210	4 543 756	48 367 794
8528513000	Oth projection type flat panel displayunits, B/W	369	19 453	3 636	614 601
8528591000	Other monitor, colour	34 082	407 277	1 022 779	21 183 154
8528592000	Other monitor, B/W	75 243	765 770	185 612	1 242 630
8528611000	Projector,flat panel display type use inautomatic data processing s	8 996	58 280	802 565	3 701 750
8528619000	Oth projector,flat panel display type,used in automatic data proce	19 331	178 192	784 217	12 013 398
8528691000	Oth projector,have capability ofprojecting on a screen >=300 inch	776	6 384	136 018	738 182
8528699000	Oth projector,have capability ofprojecting on a screen <300 inches	4 453	68 025	121 405	2 684 403
8528711100	Set top box which have a communicationfunctions, mains operate	208	34 059	3 874	1 610 011
8528711900	Set top box which have a communicationfunctions, operated by ot	2 969	34 650	54 491	876 600
8528719100	Oth set top box, have a communicationfunctions, mains operated	1	932 559	735	1 824 355
8528719900	Oth set top box, have a communicationfunctions, operated by oth	39 363	93 606	74 803	234 776
8528721000	Oth reception app. for TV,colour,battery operated	1 033	3 803	90 444	115 903
8528729100	Cathode-ray tube type	0	82 332	0	123 758
8528729200	LCD,LED,and oth flat panel display type	708 931	7 596 762	17 114 678	182 990 472
8528729900	Oth reception app. for TV,colour,not battery operated	3 160	45 168	136 518	1 323 113
8528730000	Oth reception apparatus for TV, B/W	0	1 059	0	53 621
8529102100	Parabolic aerial reflector dishes for TVreception	322 921	7 570 901	1 544 269	22 800 708
8529102900	Oth parabolic aerial reflector dish forTV reception	24 940	1 004 108	143 621	4 435 861
8529103000	Telescopic, rabbit & dipole antennae forTV or radio receivers	116 790	920 973	972 692	9 104 389
8529104000	Aerial filters and separators	139 444	684 276	1 658 417	7 814 600
8529106000	Feed horns (wave guide)	63 801	1 148 693	190 953	4 551 226
8529109200	Oth aerials& aerials reflector,used withtransmission app. for radio-	300 022	3 609 999	725 780	6 145 430
8529109900	Oth aerials& aerials reflector,used withtransmission app. for oth pt	55 591	321 384	1 910 079	29 448 488
8529902000	Part of decoder for use w/ transmission,radar&reception app. ,mo	145 135	1 663 466	507 944	8 551 034
8529904000	Part of digital/video camera,use withtrans.,radar&recept. app.,mo	18 765	202 622	654 139	6 786 092
8529905100	Oth printed circuit board; assembled,for transmission apparatus	58	1 309	26 611	120 290
8529905200	Oth printed circuit board; assembled,for radio-broadcast receiver	61 687	552 113	285 107	3 454 107
8529905300	Oth printed circuit board; assembled,for flat panel display monitor	266 943	2 039 761	7 185 680	58 693 812
8529905400	Oth printed circuit board; assembled,for TV receivers	77 635	1 345 482	1 101 700	27 684 238
8529905500	Oth printed circuit board; assembled,for other monitor/projector	148	30 370	1 230	445 684
8529905900	Oth printed circuit board; assembled,for other goods	192 768	2 330 097	17 273 165	218 613 008
8529909100	Oth printed circuit board;not assembled,for television receivers	316 494	3 959 610	14 579 760	188 688 263
8529909400	Oth printed circuit board;not assembled,for flat panel display	986 499	14 368 225	30 940 653	441 190 978
8529909900	Oth printed circuit board;not assembled,for other goods	330 497	4 350 979	4 000 718	53 970 185
8530100000	Equipment for railways and tramways	7 216	68 135	3 459 255	14 828 196
8530800000	Equipment for roads,inland waterways,parking facility,port install..	9 596	143 391	186 798	6 588 506
8530900000	Part of equipment railways,tramways,road,waterway,parking facil	1 742	59 249	55 616	1 104 827
8531101000	Burglar alarms	10 530	103 209	107 696	958 289
8531102000	Fire alarms	19 232	289 716	319 935	4 938 753
8531103000	Smoke alarms;portable personal alarm(shrill alarm)	3 358	77 763	62 680	1 079 781
8531109000	Other alarms and similar apparatus	37 728	599 628	978 406	15 188 602
8531200000	Indicator panel incorporating LCD/LED	87 047	1 250 595	4 239 624	57 384 273
8531801100	Door bells and other door soundsignalling apparatus	8 079	74 858	38 469	592 026
8531801900	Other electronic bells and soundsignalling apparatus	19 931	221 334	321 839	5 675 667
8531802100	Vacuum flourescent display panels	36	559	3 535	81 132
8531802900	Oth flat panel displays (includingelectroluminescence,plasma,& oth	9 304	104 516	840 151	4 309 648
8531809000	Other electric sound/ visual signallingapparatus	16 065	220 266	183 298	4 339 339

I.3. IM POR M ENURUT KOM ODITI / IM PORT BY HS COM M ODITY
***** NOVEM BER / NOVEM BER 2014 *****

H S	Uraian Komoditi Commodity Description	Berat Bersih / Net Weight (Kg)		Nilai / Value C.I.F (US\$)	
		Bulan ini Current Month	Kumulatif Cum.Jan. to date	Bulan ini Current Month	Kumulatif Cum.Jan. to date
8531901000	Part of panel indicator,electric sound/visual signalling app,flat pan	2 564	65 287	348 244	4 435 648
8531902000	Part of door bell/other door soundsignalling apparatus	908	1 539	15 691	36 947
8531903000	Part of other bells/sound signallingapparatus	662	4 089	36 512	148 625
8531909000	Part of other electric sound or visualsignalling apparatus	20 394	271 125	1 017 667	8 087 478
8532100000	Fixed capacitor desgned for use in 50/60Hz circuit, reactive power	121 166	1 396 755	1 827 067	24 796 486
8532210000	Tantalum	2 954	53 134	371 366	4 214 773
8532220000	Aluminium electrolytic	73 714	1 299 816	2 645 314	34 128 525
8532230000	Ceramic dielectric,single layer	11 090	409 189	728 749	13 334 476
8532240000	Ceramic dielectric,multi layer	49 404	651 301	2 724 868	31 721 515
8532250000	Dielectric of paper or plastic	102 848	444 771	614 954	4 257 824
8532290000	Other fixed capasitor	194 993	2 898 151	3 439 119	56 683 668
8532300000	Variable/adjustable (pre-set) capacitors	51 413	778 621	1 408 598	13 672 181
8532900000	Parts of fixed electrical capasitor	100 052	2 054 185	1 956 521	41 734 846
8533101000	Fixed carbon resistors, composition/filmtype; surface mounted	7 229	153 377	747 945	8 354 077
8533109000	Fixed carbon resistors, composition/filmtype; not surface mounter	58 024	644 883	1 875 760	24 800 317
8533210000	Oth fixed resistors for a power handlingcapacity not exceeding 20W	31 197	380 959	1 361 605	17 806 207
8533290000	Oth fixed resistors for a power handlingcapacity exceeding 20W	35 025	436 700	1 708 571	22 431 413
8533310000	Wirewound variable resistors, rheostats,for a power handling capæ	917	2 989	11 397	84 509
8533390000	Wirewound variable resistors, rheostats,for a power handling capæ	2 022	161 895	102 326	2 225 509
8533400000	Other variable resistors, includingrheostats and potentiometers	39 879	552 406	1 031 481	17 171 355
8533900000	Parts of fixed resistors	90 042	1 446 035	4 150 665	57 641 601
8534001000	Printed circuits, single-sided	108 043	1 272 953	3 199 281	35 320 821
8534002000	Printed circuits, double-sided	15 504	243 712	1 395 765	33 559 915
8534003000	Printed circuits, multi-layer	29 318	335 092	1 104 853	13 481 796
8534009000	Other printed circuits	518 312	6 427 133	20 204 960	262 481 496
8535100000	Fuses, for a voltage > 1000V	68 713	552 635	223 774	7 961 464
8535210000	Automatic circuit breakers for a voltage< 72,5 KV; moulded case ty	174	31 859	37 832	865 087
8535219000	Automatic circuit breakers for a voltage< 72,5 KV; other type	206 373	1 178 451	8 274 482	28 282 798
8535290000	Automatic circuit breakers for a voltage>= 72,5 KV	183 635	1 908 024	2 216 945	25 177 236
8535301100	Disconnecter having a voltage < 36 KV	852	7 541	87 447	825 595
8535301900	Disconnecter having a voltage >= 36 KV	12 153	314 923	234 452	3 790 214
8535302000	Isolating switch& make-and-break switchfor a voltage of >= 66 KV	29 381	277 677	218 986	2 462 784
8535309000	Isolating switch& make-and-break switchfor a voltage of < 66 KV	53 473	899 301	1 554 162	14 107 046
8535400000	Lightning arresters,voltage limiters andsurge suppressors	28 429	505 746	530 960	8 178 327
8535901000	Bushing and tap changer assemblies for electricity distrib/power tr	7 328	483 158	164 125	13 478 785
8535909000	Oth bushing and tap changer assembl. for electricity distrib/power	1 004 142	3 011 712	4 655 172	40 140 447
8536101100	Thermal fuses glass type for use inelectris fans	7 129	78 391	179 195	2 403 043
8536101200	Thermal fuses glass type for use inothers, for a current of less thar	2 737	37 908	62 037	843 351
8536101300	Fuse blocks,of a kind used for motorvehicles	3 915	56 903	125 309	1 574 065
8536101900	Oth thermal fuses glass type	25 739	893 581	556 709	14 087 173
8536109100	Oth fuses for use in electric fans	10 636	85 557	329 527	2 125 322
8536109200	Oth fuses for use in other,for a currentof less than 16 A	767	4 991	10 216	237 012
8536109300	Oth fuse blocks,of a kind used for motorvehicles	13 914	223 145	344 067	4 451 924
8536109900	Other fuses	94 281	1 124 421	3 154 822	29 288 819
8536201100	Automatic circuit breaker;moulded case,for a current of less than	364	81 084	21 602	1 212 978
8536201200	Automatic circuit breaker;moulded case,for a current >16A but <=	78	44 949	1 545	107 099
8536201300	Automatic circuit breaker;moulded case,for a current >32A but <=	160	8 214	3 167	131 456
8536201900	Automatic circuit breaker;moulded case,for a current >1000A	92 582	777 388	2 123 819	13 245 586
8536202000	Automatic circuit incorporated intoelectro-thermic domestic appli	0	11 490	0	106 059
8536209100	Automatic circuit incorporated into oth,a current < 16A	12 536	112 041	39 972	1 299 074
8536209900	Automatic circuit incorporated into oth,a current >= 16A	128 991	1 377 815	2 085 595	23 453 921
8536301000	Lightning arresters for protectingelectrical circuits	3 777	108 026	68 662	1 704 161
8536302000	Electrical circuit protector used inradio equipment/electric fans	428	10 967	12 384	95 646
8536309000	Oth apparatus for protecting electricalcircuits	17 041	719 790	729 399	21 638 031
8536411000	Digital relays,voltage <= 60V	38 960	355 915	903 248	7 854 298
8536412000	Relays used in radio equipment,voltage <= 60V	3	3	90	90
8536413000	Relays used in electric fans,voltage <= 60V	0	68	0	3 325
8536414000	Oth relays,voltage <= 60V,a current <16A	55	4 614	1 948	50 253
8536419000	Relays used in other equipment,voltage <= 60V	55 399	820 027	1 366 127	18 508 457
8536491000	Digital relays,voltage > 60V	5 276	62 342	273 314	2 594 184
8536499000	Other relays,voltage > 60V	163 829	2 061 743	3 751 544	46 038 989
8536502000	Over-current and residual-currentautomatic switches	15 496	555 268	431 993	9 544 437
8536503200	High inrush switch used in electric fansor radio equipment	58 723	145 043	178 254	980 527
8536503300	High inrush switch,of a rated currentcarrying capacity < 16A	4 383	21 933	95 177	399 504

I.3. IM POR M ENURUT KOM ODITI / IM PORT BY HS COM M ODITY
***** NOVEM BER / NOVEM BER 2014 *****

H S	Uraian Komoditi Commodity Description	Berat Bersih / Net Weight (Kg)		Nilai / Value C.I.F (US\$)	
		Bulan ini Current Month	Kumulatif Cum.Jan. to date	Bulan ini Current Month	Kumulatif Cum.Jan. to date
8536503900	Other high inrush switches	156 521	1 381 128	2 163 966	23 789 240
8536504000	Miniature switches for rice cookers or oven toasters	0	749	0	23 865
8536505100	Electronic AC switch,voltage<=1000V,for a current < 16A	32 325	271 736	348 950	3 067 817
8536505900	Electronic AC switch,voltage<=1000V,for a current >= 16A	56 588	393 216	682 880	7 371 560
8536506100	Make&break switch used in domesticelec. wiring,<=500V,for a cur	0	154 755	0	761 523
8536506900	Make&break switch used in domesticelec. wiring,<=500V,for a cur	7 715	128 948	402 522	5 078 697
8536509200	Oth make&break switch used in domesticelec. wiring,>500V,use ir	3 153	21 136	11 983	208 929
8536509500	Oth make&break switch,>500V,startersfor electric motors or fuse	14 646	86 229	527 914	2 645 872
8536509900	Oth make&break switch,>500V	224 508	3 464 840	5 323 920	83 572 245
8536611000	Lamp holder used for compact lamps or halogen lamps	495	110 848	14 759	424 950
8536619100	Lamp holder used for oth lamps,a current< 16A	43 007	185 845	77 056	448 418
8536619900	Lamp holder used for oth lamps,a current>= 16A	180 311	1 102 476	294 042	2 500 463
8536691200	Telephone plugs for a current < 16A	9 338	104 841	54 799	1 176 065
8536691900	Telephone plugs for a current <= 16A	16 869	309 529	819 708	9 617 999
8536692200	Audio/video & cathode ray tube socket for TV/radio receiver,a curr	4 209	35 627	49 712	310 341
8536692900	Audio/video & cathode ray tube socket for TV/radio receiver,a curr	7 017	631 006	275 898	5 816 931
8536693200	Socket & plug for co-axial cable & printed circuits, for a current < 16A	7 102	92 739	23 096	707 611
8536693900	Socket & plug for co-axial cable & printed circuits, for a current >= 16A	48 194	1 565 833	489 177	9 582 133
8536699200	Oth socket & plug, for a current < 16A	42 319	315 892	166 601	1 254 500
8536699900	Oth socket & plug, for a current >= 16A	23 547	314 914	430 279	5 037 650
8536701000	Connector for optical fibres,opt. fibres bundles or cables;ceramics	26	15 493	1 578	307 284
8536702000	Connector for optical fibres,opt. fibres bundles or cables;copper	10 412	121 611	469 595	5 235 124
8536709000	Oth connector for optical fibres,optical fibres bundles or cables	65 275	936 011	1 451 639	30 196 489
8536901200	Connection & contact elements for wires & cables;wafer probers;cur	72 339	449 330	851 571	8 699 496
8536901900	Connection & contact elements for wires & cables;wafer probers;cur	276 525	3 950 950	8 563 729	118 377 216
8536902200	Junction boxes, for a current < 16A	39	1 335	7 753	147 784
8536902900	Junction boxes, for a current >= 16A	150 688	1 956 493	3 966 455	47 333 942
8536903200	Cable connector, connector/adaptor for co-axial cable, commutator	14 455	214 821	307 036	4 680 699
8536903900	Cable connector, connector/adaptor for co-axial cable, commutator	540 630	6 317 011	15 512 534	197 127 429
8536909300	Telephone patch panels	384	24 658	7 504	376 489
8536909400	Oth cable connector, for a current < 16A	13 124	350 258	536 088	12 246 871
8536909900	Oth cable connector, for a current >= 16A	612 530	8 127 637	17 681 046	210 679 383
8537101100	Control panel use in distributed control system; voltage < 1000V	285 994	1 309 530	4 240 403	38 280 712
8537101200	Control panel fitted w/ a programmable processor; voltage < 1000V	14 502	198 307	1 534 109	7 275 121
8537101300	Control panel for AC,refrig.,wash. mach.,vacuum cleaner,mixer,wa	190 185	1 130 923	1 727 210	9 320 106
8537101900	Other control panel	991 969	11 675 978	5 428 203	46 001 406
8537102000	Distribution board used w/ auto. data process. mach.,telp sets,tran	44 104	1 761 931	1 057 943	26 764 116
8537103000	Programmable logic controllers for auto-mach for trans. for semic	15 652	355 673	1 410 716	16 857 119
8537109100	Switchboard used in radio equipment or electric fans	15 726	492 922	750 928	15 750 003
8537109200	Switchboard use in distributed control systems	3 627	237 130	106 458	7 416 378
8537109900	Switchboard use for other proposes	437 741	4 833 080	8 338 188	96 684 382
8537201100	Switchboards incorp. elect instrum for break, connect/protect elect	113 710	522 019	2 704 778	9 471 695
8537201900	Switchboards incorp. elect instrum for break, connect/protect elect	43 814	1 814 865	393 164	25 890 834
8537202100	Control panels incorp. elect instrum for break, connect/protect elec	11 874	385 110	1 232 357	7 972 329
8537202900	Control panels incorp. elect instrum for break, connect/protect elec	11 411	1 396 566	209 603	17 133 361
8537209000	Oth board for elect. control for voltage > 1000 volt	642 158	9 128 982	6 962 026	112 124 178
8538101100	Parts of programmable logic controllers,<=1000V;for smiconducto	3 224	20 346	659 550	1 072 274
8538101200	Oth part of programable logic controller used in radio equipment,<	283	2 715	2 474	804 154
8538101900	Oth part of programable logic controller used in other equipment,	125 453	913 744	819 741	8 444 560
8538102100	Parts of programmable logic controllers,>1000V;for smiconductor	2 035	35 516	114 311	1 634 608
8538102200	Oth part of programable logic controller used in radio equipment,>	0	1 547	0	16 178
8538102900	Oth part of programable logic controller used in other equipment,	41 053	337 924	492 119	3 829 103
8538901100	Part incl. printed circuit assmbly of telp plug; connect & contact; <=	37 139	429 870	1 395 497	24 700 557
8538901200	Part of switch, socket & plug for coaxial cable, and oth apparatus, <=	162 039	1 389 691	3 046 254	32 372 221
8538901300	Part of distribution boards, <=1000V	17 459	64 440	15 183	348 313
8538901900	Oth part of electric switch, socket & plug, <= 1000V	239 096	2 292 810	4 086 958	41 966 770
8538902100	Part incl. printed circuit assmbly of telp plug; connect & contact; >1	3 822	32 113	44 963	954 678
8538902900	Oth part incl. printed circuit assmbly of telp plug; connect & contac	303 229	5 204 804	9 940 000	111 308 927
8539101000	Sealed beam lamp units for motor vehicles	57 764	813 162	587 573	8 036 768
8539109000	Sealed beam lamp units for others	14 435	219 905	232 120	2 459 823
8539212000	Tungsten halogen used in medical equipment	5	2 349	916	22 302
8539213000	Tungsten halogen used for motor vehicles	77 372	985 689	755 115	12 174 363
8539214000	Other reflector lamp bulbs of tungsten halogen	5 231	57 509	363 090	961 300
8539219000	Other tungsten halogen	17 778	265 927	335 544	10 335 908

I.3. IM POR M ENURUT KOM ODITI / IM PORT BY HS COM M ODITY
***** NOVEM BER / NOVEM BER 2014 *****

H S	Uraian Komoditi Commodity Description	Berat Bersih / Net Weight (Kg)		Nilai / Value C.I.F (US\$)	
		Bulan ini Current Month	Kumulatif Cum.Jan. to date	Bulan ini Current Month	Kumulatif Cum.Jan. to date
8539222000	Oth filament lamp,not tungsten halogen,pwer<=200W & >100V,fo	72	83	1 796	3 551
8539223000	Oth reflector lamp bulbs,not tungstenhalogen, power <=200W & v	4 948	52 592	67 767	696 777
8539229000	Oth filament lamp,not tungsten halogen,power<=200W & voltage:	101 356	958 844	258 091	3 770 947
8539291000	Other filament lamps, excl UV/infraredlamps,for medical equipme	2 035	8 194	22 820	223 017
8539292000	Other filament lamps, excl UV/infraredlamps,for motor vehicles	78 927	1 254 058	2 095 750	24 289 558
8539293000	Other reflector lamp bulbs,excl UV/infrared lamps,for oth purpose	23 859	206 590	242 624	1 888 904
8539294100	Flashlight bulb;miniature indictor bulb, rated <=2,25V, for medical	53	366	1 932	31 920
8539294900	Flashlight bulb;miniature indictor bulb, rated <=2,25V, for other pu	7 535	47 931	159 832	1 101 690
8539295000	Oth filament lamp excl UV/Infrared lamp, capacity >200W & <=300	0	27 571	0	119 950
8539296000	Oth filament lamp excl UV/Infrared lamp, capacity <=200W, voltaç	894	10 715	23 758	389 708
8539299000	Other filament lamps, excluding UV orinfra-red lamps	60 033	1 144 685	482 197	6 642 367
8539311000	Tubes for compact fluorescent lamps offluorecent, hot cathode, no	102 774	1 091 125	339 983	4 881 781
8539319010	Tube lamps of fluorecent, hot cathode,not UV lamps	105 739	546 623	458 833	2 826 871
8539319020	Compact fluorescent lamps of fluorecent, hot cathode, not UV lam	1 218 429	12 522 860	13 238 131	121 285 269
8539319090	Oth discharge lamps excl UV lamps offluorecent, hot cathode	3 064	45 364	27 229	430 771
8539320000	Mercury/ sodium vapour lamps;metal halidelamps excl UV lamps	32 620	321 331	652 651	5 835 956
8539391000	Tubes for compact fluorescent lamps,coldcathode types, not UV la	42 350	299 260	87 416	542 120
8539393000	Discharge lamps other fluorescent lamp,cold cathode types, not U	337	14 448	12 758	214 231
8539399000	Other discharge lamps, other than UVlamps, cold cathode types	137 049	827 613	992 731	7 628 327
8539410000	Arc lamps	48	2 223	19 800	280 532
8539490000	Ultra-violet/infra-red lamps	26 430	4 470 188	534 061	18 298 807
8539901000	Aluminium end cap for fluoresc lamp;alum screw caps for incande:	31 076	839 189	123 653	3 206 529
8539902000	Parts of elect filament/ discharge lampsof kind used for motor vehi	6 863	74 942	48 196	634 803
8539909000	Oth part of elect filament/ discharge lamps; part of arc-lamps	1 042 526	7 955 289	1 972 079	39 502 234
8540110000	Color cathode-ray television picturetube incl video monitor cathoc	316 090	4 267 445	550 096	7 749 790
8540120000	Monochrome cathode-ray TV picture tube,incl video monitor cath	0	1	0	15
8540200000	TV camera tubes; image converters andintensifiers; other photo-c	12	17 242	1 383	196 030
8540401000	Data/ graphic display tubes,color, used for articles of heading 85.2!	0	748	0	24 660
8540409000	Data/ graphic display tubes,monochrome,used for articles of headi	54	3 823	172	142 937
8540600000	Other cathode-ray tubes	204	454	812	30 866
8540710000	Magnetrons	47	6 790	50 133	505 651
8540790000	Microvawe tubes, not magnetrons, exclgrid-controlled tubes	0	1 007	0	172 115
8540810000	Receiver/ amplifier valves and tubes	603	11 503	27 673	238 176
8540890000	Other valves and tubes	1 674	52 492	33 111	568 889
8540910000	Parts of cathode-ray tubes	558	466 621	41 187	5 474 737
8540991000	Parts of microwave tubes	1 602	24 854	18 884	187 744
8540999000	Other parts of thermionic,cold cathodeor photo cathode valves an	449	15 121	27 529	466 803
8541100000	Diodes, other than photosensitive/ lightemitting diodes	99 739	1 342 019	7 318 712	108 019 267
8541210000	Transistor oth than photosensitivewith a dissipation rate of <1 W	17 155	395 044	2 681 360	22 993 225
8541290000	Transistor oth than photosensitivewith a dissipation rate of >=1 W	82 827	1 496 100	5 488 967	59 767 771
8541300000	Thyristors,diacs and triacs, other thanphotosesintive devices	6 480	229 960	856 336	18 868 650
8541401000	Light emitting diodes	66 969	950 925	7 463 792	117 398 086
8541402100	Photovoltaic cells, not assembled	8 343	306 345	140 442	3 627 309
8541402200	Photovoltaic cells, assembled in modulesor made up into panels	41 777	629 715	220 474	4 483 412
8541402900	Oth photocells, including photodiodes & phototransistors	26 281	189 047	488 245	6 949 428
8541409000	Oth photosensitive semiconductor devices	79 900	675 637	2 403 744	22 312 837
8541500000	Other semiconductor devices	32 817	385 332	3 362 409	55 911 836
8541600000	Mounted piezo-electric crystals	13 277	276 220	1 029 683	15 664 352
8541900000	Parts of diodes,transistors & similar;photosensitives semiconduct	33 888	217 280	1 370 327	9 124 547
8542310000	Processor & controller of electronicsintegrated circuits	189 404	3 210 825	24 929 780	271 489 933
8542320000	Memories of electronic integratedcircuits	36 404	629 244	7 320 746	80 132 497
8542330000	Amplifiers of electronic integratedcircuits	32 484	304 918	2 082 030	14 909 776
8542390000	Other electronic integrated circuits	369 939	4 505 503	87 315 011	1 027 304 537
8542900000	Parts of electronic integrated circuits	56 589	1 112 139	15 391 473	63 814 474
8543100000	Particle accelerators	30	31 119	1 527	7 782 443
8543200000	Signal generators	682	25 694	58 903	1 373 862
8543302000	Wet processing equip. for the applic. by immersion of chemical/el	539	18 038	3 445	357 711
8543309000	Oth machine& apparatus for electroplating,electrolysis/ electropho	29 998	1 652 910	1 476 792	18 252 443
8543701000	Electric fence energisers	20 965	209 078	76 518	823 882
8543702000	Remote control apparatus, other thanradio remote control appare	245 674	2 235 484	5 142 334	36 352 920
8543703000	Electrical machines with translation ordictionary functions	812	7 283	45 193	624 642
8543704000	Equip/ machine for removal dust particle& curing material by UV li	1 458	3 860 549	126 906	9 161 540
8543705000	Integrated receiver/ decoder (IRD) fordirect broadcast multimedia	54 350	1 901 483	190 570	19 015 807
8543709000	Oth electrical machines & apparatus,having individual fuctions	598 883	3 790 772	8 876 215	78 918 337

I.3. IM POR M ENURUT KOM ODITI / IM PORT BY HS COM M ODITY
***** NOVEM BER / NOVEM BER 2014 *****

H S	Uraian Komoditi Commodity Description	Berat Bersih / Net Weight (Kg)		Nilai / Value C.I.F (US\$)	
		Bulan ini Current Month	Kumulatif Cum.Jan. to date	Bulan ini Current Month	Kumulatif Cum.Jan. to date
8543901000	Parts of particle accelerators or signal generators	0	2 848	0	179 492
8543902000	Part of wet processing equip for applic.by immersion of chemical/	77	1 884	163	37 886
8543903000	Parts of electrical machines with translation or dictionary functions	0	366	0	19 217
8543904000	Part of equip/machine for removal dust particle & curing material	150 044	162 425	285 931	342 683
8543905000	Part of Integrate receiver/decoder (IRD)for direct broadcast multir	1 535	91 074	14 190	464 652
8543909000	Parts of oth electrical machines and apparatus, having individual fu	162 691	1 748 267	978 603	22 599 391
8544111000	Winding wire of copper, w/ an outer coating of lacquer or enamel	268 033	3 026 183	2 747 578	28 905 895
8544112000	Winding wire of copper, w/ an outer coat/ cover w/ paper, textile m	34 761	624 157	972 614	9 756 284
8544119010	Winding wire of copper, laquer/ enamelled & cover with paper, tex	23 377	431 162	420 138	5 814 832
8544119020	Winding wire of copper, rect cross-sect. and without connectors	215 022	1 504 172	1 843 408	13 308 814
8544119090	Other winding wire of copper	10 155	276 277	314 269	3 857 624
8544190010	Winding wire not of copper, laquered or enamelled	61 587	650 362	444 076	4 530 892
8544190020	Manganese resistance wire	9 692	337 932	78 718	1 815 269
8544190090	Winding wire not of copper, not lacquered/ enamelled, not mangane	91 532	1 020 092	974 918	12 952 463
8544201100	Co-axial cable/ elec; fitted w/ connector; <=66.000V; insulated w/ ru	132 804	1 294 137	569 097	5 515 441
8544201900	Co-axial cable/ elec; fitted w/ connector; <=66.000V; insulate not w/	340 054	7 104 369	3 606 688	68 016 991
8544202100	Co-axial cable/ elec; unfitted w/ connectr; <=66.000V; insulated w/ ru	259 640	2 096 316	770 886	8 007 348
8544202900	Co-axial cable/ elec; unfitted w/ connectr; <=66.000V; insulate not w/	740 077	9 043 932	3 624 350	45 258 903
8544203100	Co-axial cable/ elec; fitted w/ connector; >66.000V; insulated w/ rub	38 015	323 894	335 305	2 921 138
8544203900	Co-axial cable/ elec; fitted w/ connector; >66.000V; insulate not w/ r	34 019	3 118 776	67 017	6 224 637
8544204100	Co-axial cable/ elec; unfitted w/ connectr; >66.000V; insulated w/ rub	12	164 324	28 123	1 313 453
8544204900	Co-axial cable/ elec; unfitted w/ connectr; >66.000V; insulate not w/ r	271 724	4 095 247	2 011 269	25 863 195
8544301200	Wiring harness for motor vehicle; of head 87.02, 87.03, 87.04/ 84.11; j	174 994	2 451 834	3 178 066	45 349 815
8544301300	Wiring harness for motor vehicle; excl head 87.02, 87.03, 87.04/ 84.11;	42 387	307 582	508 038	4 649 808
8544301400	Wiring harness for motor vehicle; of head 87.02, 87.03, 87.04/ 84.11; n	2 876	67 986	110 020	1 392 083
8544301900	Wiring harness for motor vehicle; excl head 87.02, 87.03, 87.04/ 84.11;	20 945	228 065	473 846	4 874 404
8544309100	Ignition wiring sets, not wiring set, used in vehicle, aircraft/ ship; insul	73 141	443 513	649 607	7 863 973
8544309900	Ignition wiring sets, not wiring set, used in vehicle, aircraft/ ship; no ir	455 663	3 976 944	5 466 159	42 623 555
8544421100	Telephone, telegraph, radio relay cables submarine, fitted w/ connec	29 096	150 762	240 605	1 419 080
8544421200	Telephone, telegraph, radio relay cables not submarine, fitted w/ co	7 176	28 425	67 819	467 774
8544421900	Oth elect conductor, fitted w/ connector; used for communication, i	41 067	1 367 642	1 186 889	22 618 959
8544422100	Telephone, telegraph, radio relay cables submarine, fitted w/ cnecto	600	5 142	26 267	203 524
8544422200	Telephon, tlegraph, radio relay cable; not submarine, fitted w/ cnecto	0	24 615	0	347 522
8544422900	Oth elect conductor, fitted w/ connector; used for communication, i	18 621	488 000	205 710	6 169 708
8544423200	Battery cable; <=1000V; insulate w/ rubber for vehicle head 87.02, 8	50	118	2 290	3 571
8544423300	Battery cable; <=1000V; insulate w/ rubber for vehicle head 87.02, 8	65	10 220	2 513	224 313
8544423400	Battery cable; <=1000V, insulate w/ rubber for vehicle head 87.02, 8	0	175	0	4 168
8544423900	Battery cab; <=1000V; no insulate w/ rubber for vehicle head 87.02, 8	15 390	44 393	142 262	435 336
8544429100	Electrical cables insulated w/ plastic diameter <=19,5 mm, use for tel	269 969	2 940 866	2 453 969	35 537 415
8544429200	Electrical cables insulated w/ plastic diameter >19,5 mm, use for tel	70 210	960 245	465 879	7 966 054
8544429910	Car cigarettes lighters adapters	4 716	38 461	178 730	1 213 014
8544429990	Oth elect conductor, fitted w/ connector, used for telecommunicati	174 335	2 445 541	1 738 983	20 063 109
8544491100	Telephone, telegraph, radio relay cables submarine, not fitted w/ co	16	54 960	258	422 474
8544491200	Telephone, telegraph, radio relay cables not submarine, not fit w/ cr	13	12 413	2 181	127 797
8544491900	Oth elect conductor, not fit w/ connector; used for communication, v	125 838	2 756 210	1 363 476	21 699 279
8544492100	Shielded wire for mnfact. of auto-wiring harnesses, not for commur	661 980	7 471 583	7 101 959	74 210 593
8544492200	Electrical cables insulated w/ plastic diamtr <=19,5 mm, not use for	2 238	218 268	2 695	379 256
8544492300	Electrical cables insulated w/ plastic diamtr >19,5 mm, not use for te	1 459	802 193	14 235	2 513 264
8544492900	Oth electric conductors, not fitted w/ connector, not for telecommunc	92 509	2 348 189	1 791 452	15 521 497
8544493100	Telephone, tlegraph, radio relay cable submarine, for communic, 80V	0	1 124	0	16 770
8544493200	Oth elect connector, fitted w/ connector for comm, insulate w/ plas	0	108 141	0	284 777
8544493900	Oth elect connector, fit w/ connector for comm, not insulate w/ plas	34 890	2 004 008	539 095	22 777 218
8544494100	Oth elect cconnector, fit w/ connector, >80V & <=1000V, not for com, ir	501 424	1 534 145	1 692 792	12 137 428
8544494900	Oth elect cconnector, fit w/ connector, >80V & <=1000V, no for com, ins	413 980	4 901 860	1 893 865	30 096 580
8544601100	Oth electric conductors, >1 kV & <=36kV, insulate plastic w/ core di	43 578	778 860	306 490	3 938 102
8544601900	Oth electric conductors, >1 kV & <=36kV, insulate plastic w/ core di	94 931	124 448	2 616 510	2 943 025
8544602100	Oth electric conductors, >36 kV & <=66kV, insulate plastic w/ core c	1 164	34 516	3 723	152 933
8544602900	Oth electric conductors, >1 kV & <=36kV, insulate plastic w/ core di	1 245 894	7 948 991	5 460 807	41 889 124
8544603000	Other electric conductors, for a voltage > 66 kV	303	210 922	21 739	1 601 226
8544701000	Optical fibre cable of teleph, telegraph, radio relay cables, submarin	273 471	6 702 831	2 463 728	80 854 144
8544709000	Other optical fibre cables	685 831	6 265 233	4 559 980	39 557 860
8545110000	Electroda of graphite, used for furnaces	397 339	7 666 040	1 265 571	24 691 864
8545190000	Electroda of graphite, used not for furnaces	102 938	332 815	438 725	3 114 708
8545200000	Carbon brushes of graphite/ oth carbon, for electrical purposed	41 826	519 241	1 157 701	14 273 209

I.3. IM POR M ENURUT KOM ODITI / IM PORT BY HS COM M ODITY
***** NOVEM BER / NOVEM BER 2014 *****

H S	Uraian Komoditi Commodity Description	Berat Bersih / Net Weight (Kg)		Nilai / Value C.I.F (US\$)	
		Bulan ini Current Month	Kumulatif Cum.Jan. to date	Bulan ini Current Month	Kumulatif Cum.Jan. to date
8545900000	Lamp carbon,battery carbon & oth articleof graphite/oth carbon,w	125 380	1 252 271	386 186	6 502 165
8546100000	Electrical insulators of glass	21 519	1 245 403	61 184	2 705 169
8546201000	Transformer bushing & circuit breakerinsulator, of ceramic	66 538	626 493	1 039 721	6 597 560
8546209000	Electrical insulators of any materialother than glass & ceramics	573 873	5 448 790	1 143 971	10 382 530
8546900000	Oth elect insulators not of glass and of ceramics	338 770	1 837 548	1 628 915	14 624 361
8547100000	Insulating fitting for electrical mchineappl/ equip; of ceramics	67 948	759 845	1 511 012	18 789 950
8547200000	Insulating fitting for electrical mchineappl/ equip; of plastics	172 712	1 777 542	4 138 272	28 161 881
8547901000	Elect conduit tubingng & joint thereforof base metal line w/ insula	71 832	349 757	510 752	2 532 971
8547909000	Oth insulating fittingsfor elect mach,appliances/ equipment, being	142 981	4 108 455	577 913	22 397 194
8548101200	Lead acid scrap storage batteries,drained/ undrained,used in aircra	139	139	2 734	2 734
8548101900	Lead acid scrap storage batteries,drained/ undrained,used for oth p	0	1 061	0	4 395
8548102300	Waste & scrap contain mainly iron ofelectric accumulators,used in	0	301	0	8 389
8548102900	Other waste and scrap containing mainlyiron	0	201	0	2 950
8548103300	Waste & scrap contain mainly copper ofelectric accumulators,usec	17	19	39	1 079
8548103900	Other waste and scrap containing mainlycopper	0	18	0	2 681
8548109900	Other waste & scrap containing othermaterials	0	9 813	0	163 706
8548901000	Image sensors contact type copmrising aphoto-conductive sensor	52 210	659 337	1 495 298	13 704 210
8548902000	Printed circuit assemblies incl suchassemblies for external connect	10	11 055	13 721	268 336
8548909000	Other waste & scrap of primary cells;primary batteries	237 925	731 137	759 945	13 589 213
8601100000	Rail locomotive powered from an externalsource of electricity	0	1 304	0	8 550
8601200000	Rail locomotives powered by electricaccumulators	0	43	0	1 754
8602100000	Diesel-electric locomotives	0	522 531	0	16 230 929
8602900000	Locomotive tenders	0	1 765	0	5 962
8603100000	Self-propelled railway/tramway coaches,van & truck power by ext	705 912	19 411 982	774 768	44 200 985
8603900000	Self-propelled railway/tramway coaches,van & truck power by int	0	1 000	0	26 719
8604000000	Railway/tramway maintenance/ servicevehicles, whether/ not self-	0	302 132	0	13 807 115
8606100000	Tank wagons and the like	11 879	11 946	10 316	10 582
8606300000	Self-discharging vans,wagons, oth thanthose of subheading 8606.1	0	16 421	0	27 757
8606910000	Oth railway/tramway goods vans & wagon,not self-propelled, covr	0	100	0	720
8606990000	Oth rail/ tramway good van& wagon,not self propelled,open,nonre	50	257 347	1 837	1 298 575
8607110000	Driving bogies and bissel-bogies	0	125 720	0	273 456
8607120000	Other bogies and bissel-bogies	0	4 387	0	265 015
8607190000	Axles & wheels, and parts thereof	632 405	9 938 341	3 508 324	36 940 124
8607210000	Air brakes and parts thereof	10 070	47 277	53 044	951 923
8607290000	Brakes and parts thereof other than airbrakes	53 190	104 473	500 315	824 181
8607300000	Hooks & oth coupling devices, buffers,and parts thereof	340	585 880	504	2 915 838
8607910000	Other parts of locomotives	312	91 510	162 879	8 870 459
8607990000	Other part of troling stock	73 500	3 937 128	3 252 994	9 544 363
8608002000	Electromechanic equip of railway/ tramway track fixtures,fitting, m	131 030	278 302	1 594 157	7 258 066
8608009000	Non-electromech equip of railway/ tramway track fixtures,fitting, n	3 569	117 720	62 642	3 624 499
8609000010	Containers of metal,design & equip forcarriage by one/more mode	147 043	3 659 496	801 679	17 955 159
8609000090	Container of oth material,design& equip for carriage by one/ more	28 961	565 484	168 762	3 275 304
8701101100	Pedestrian controlled tractors,power <=22.5 kW, for agricultural u	3 205	102 392	8 053	320 925
8701101900	Pedestrian controlled tractors,power <=22.5 kw oth than for agric	0	35 507	0	122 820
8701109100	Pedestrian controlled tractors, power >22.5 kw for agricultural use	0	41 181	0	296 088
8701109900	Pedestrian controlled tractors, power >22.5 kw oth than for agricu	40	42 688	1 887	377 798
8701201000	Road tractors for semi-trailers, ckd	0	29 503	0	81 881
8701209000	Road tractorsfor semi-trailers, not ckd	612 262	6 040 606	6 227 450	56 726 213
8701300000	Track-laying tractors	0	35 497	0	161 272
8701901000	Agriculture tractors	352 475	4 684 090	2 200 762	31 469 173
8701909000	Other tractors (other than tractors ofheading 87.09)	163 967	1 373 672	1 039 889	8 918 261
8702104100	Motor coach,bus/ minibus,for >=10 p.g.v.w.>= 6 t but <=18 t,ckd,di	0	6 585	0	54 500
8702104920	Motor coach,bus/ minibus,for >=10 p.g.v.w. > 18 t but <=24 t,ckd,d	24 457	202 511	210 240	1 836 590
8702105000	Oth motor vehicles for the transport >=10 p,ckd,diesel or semi-die	0	25 334	0	146 010
8702107100	Motor vehicles for transport >30 p,usein airport,g.v.w >=6t <18t	0	0	0	0
8702108100	Oth motor coach,bus/ minibus,for >=10 p.g.v.w >= 6 t but <=18 t,n	31 200	150 597	60 300	870 127
8702108910	Oth motor coach,bus/ minibus,for >=10 p.g.v.w. < 6 t, not ckd, dies	241 060	2 972 976	2 709 748	34 154 864
8702108930	Oth motor coach,bus/ minibus,for >=10 p.g.v.w. >= 24 t, not ckd, di	0	71 514	0	804 315
8702109000	Oth motor vehicles for the transport >=10 p;not ckd, diesel	10 802	218 214	117 096	2 547 616
8702909420	Motor vehicle,non diesel,transport>=30p,not ckd,g.v.w. >24 t,not i	20 050	243 250	191 960	2 603 960
8702909520	Oth motor coach,bus/ minibus,non diesel,transport >10 p, not ckd,	0	44 500	0	510 335
8703101000	Golf cars, including golf buggies	51 731	244 762	39 743	320 667
8703109000	Vehicle specially design for travel onsnow oth than golf cars	0	4 979	0	27 748
8703211000	Go-karts,cylinder capacity <= 1000 cc,internal combust recipro pis	0	1 323	0	30 738

I.3. IM POR M ENURUT KOM ODITI / IM PORT BY HS COM M ODITY

*** NOVEM BER / NOVEM BER 2014 ***

H S	Uraian Komoditi Commodity Description	Berat Bersih / Net Weight (Kg)		Nilai / Value C.I.F (US\$)	
		Bulan ini Current Month	Kumulatif Cum.Jan. to date	Bulan ini Current Month	Kumulatif Cum.Jan. to date
8703212200	Motor cars excl vans, <= 1,000 cc, ckd,4 WD,intrn combust recipro	0	143	0	136
8703212300	Motor car excl vans,<= 1,000 cc,ckd,not4 WD,intrn combust recipr	0	6 946	0	33 604
8703212910	Sedan/station wagon,<=1,000 cc,not ckd,not 4WD,intern combust	0	30 442	0	413 746
8703212990	Oth motor car,<= 1,000 cc,not ckd,not4 WD, intern combust recipr	0	883 483	0	8 675 155
8703213100	Other vehicles,<=1,000 cc, ckd, 4 WD,internal combust recipro pist	0	8 927	0	37 374
8703213900	Oth vehicles,<=1,000 cc, ckd, not 4 WD,drive,intern combust recip	0	8 496	0	36 154
8703219900	Oth vehicle,<=1,000 cc,not ckd,internalcombust recipro piston eng	0	71 937	0	430 932
8703221190	Oth motor car,no sedan,1000-1500 cc,ckdinternal combust reciprc	0	864 989	0	8 801 066
8703221910	Sedan/station wagon,1000-1500cc,not ckd internal combust recipr	113 795	3 895 627	848 212	31 137 564
8703221990	Oth motor car,no sedan,1000-1500 cc,notckd,intern combust recip	2 240 743	37 696 212	25 248 464	347 875 152
8703229900	Other vehicles, 1000-1500 cc, not ckd,internal combust recipro pis	134 570	4 621 005	1 166 942	40 949 341
8703231000	Ambulance,1500-3000cc,internal combust,reciprocating piston en	0	16 252	0	47 054
8703232900	Hearses,1500-3000 cc,not ckd, internalcombust reciprocating pistc	0	1 693	0	538 773
8703235110	Sedan/station wagons,1500-1800 cc,ckd,internal combust recipro	0	1 431	0	1 080 896
8703235190	Oth mtor car excl van,no sedan,ckd,1500-1800cc,intern combust r	0	2 000	0	35 393
8703235210	Sedan/station wagons, 1800-2000 cc, ckdinternal combust recipro	280 551	2 754 944	2 716 932	29 155 669
8703235290	Oth mtor car excl van,no sedan,ckd,1800-2000cc,intern combust r	761 781	8 827 153	7 732 140	88 559 799
8703235390	Oth mtor car excl van,no sedan,ckd,2000-2500cc,intern combust r	0	228 388	0	1 587 634
8703235410	Sedan/station wagons,2500-3000 cc,ckd,internal combust recipro	0	11 933	0	319 229
8703235490	Oth mtor car excl van,no sedan,ckd,2500-3000cc,intern combust r	0	137 235	0	2 145 461
8703236110	Sedan/station wagon,1500-1800cc,not ckd,internal combust recip	265 937	3 542 151	3 336 518	44 590 710
8703236191	Oth motor car excl van,1500-1800cc,notckd,2 WD,intern combust	79 969	1 456 286	936 263	18 682 106
8703236192	Oth motor car excl van,1500-1800cc,notckd,4 WD,intern combust	0	25 269	0	480 470
8703236210	Sedan/station wagon,1800-2000cc,not ckd, internal combust recip	135 628	1 323 554	1 982 210	18 893 423
8703236291	Oth motor car excl van,1800-2000cc,notckd,2 WD,intern combust	259 483	3 572 477	3 368 473	41 576 998
8703236292	Oth motor car excl van,1500-1800cc,notckd,4 WD,intern combust	55 110	1 009 836	911 487	8 854 865
8703236310	Sedan/station wagon,2000-2500cc,not ckd,internal combust recip	262 827	4 006 701	3 872 107	58 541 873
8703236391	Oth motor car excl van,2000-2500cc,notckd,2 WD,intern combust	1 089 962	17 335 180	10 527 636	193 838 632
8703236392	Oth motor car excl van,2000-2500cc,notckd,4 WD,intern combust	0	106 953	0	888 500
8703236410	Sedan/station wagon,2500-3000cc,not ckd,internal combust recip	45 075	913 716	674 293	18 774 154
8703236491	Oth motor car excl van,2500-3000cc,notckd,2 WD,intern combust	5 781	2 254 212	122 496	30 684 718
8703236492	Oth motor car excl van,2500-3000cc,notckd,4 WD,intern combust	70 654	1 273 394	1 338 448	24 148 115
8703237300	Other vehicle,2000-2500 cc,ckd,internalcombust recipro piston en	0	11	0	461
8703239100	Oth vehicle,1500-1800cc,not ckd,internal combust recipro piston e	140 392	140 392	610 077	610 077
8703239210	Oth vehicle,1800-2000cc,not ckd,2 WD,internal combust recipro p	32 810	180 440	407 420	2 356 040
8703239290	Oth vehicle,1800-2000cc,not ckd,4 WD,internal combust recipro p	6 340	13 040	110 758	187 933
8703239310	Oth vehicle,2000-2500cc,not ckd,2 WD,internal combust recipro p	0	1 590	0	113 172
8703239410	Oth vehicle,2500-3000cc,not ckd,2 WD,internal combust recipro p	0	2 994	0	160 380
8703239490	Oth vehicle,2500-3000cc,not ckd,4 WD,internal combust recipro p	11 632	225 286	199 740	4 821 578
8703244110	Sedan/station wagon,>3000 cc,4 WD,ckd,internal combust recipro	0	970	0	13 600
8703245110	Sedan/station wagon,>3000 cc,4 WD,notckd,internal combust reci	3 448	155 630	75 225	6 819 522
8703245190	Oth motor car,no sedan,>3000cc,not ckd,4 WD,internal combust r	11 840	2 081 445	110 512	32 812 378
8703245910	Sedan/station wagon,>3000 cc,not 4 WD,not ckd,intern combust r	9 265	616 244	337 355	21 933 917
8703245990	Oth mtor car,no sedan,> 3000cc,not ckd,not 4 WD,intern combust	17 332	170 647	391 805	5 730 309
8703311990	Oth motor cars,no sedan,<= 1500 cc,ckd,not 4 WD, diesel	0	16 875	0	97 869
8703312000	Other motor cars excl van, <= 1500 cc,not ckd,diesel	0	212 132	0	1 744 361
8703314000	Ambulances,<=1500 cc,diesel/ semi-diesel	0	3	0	93
8703319100	Other vehicles,<=1500 cc,not ckd,diesel,4 WD	0	1 294	0	11 194
8703324290	Oth motor car,no sedan,1500-2000cc,ckd,4 WD, diesel	0	52 279	0	651 244
8703324310	Sedan/station wagon, 1500-2000 cc, ckd,not 4 WD, diesel	49 917	195 525	512 373	2 149 252
8703324490	Oth motor car,no sedan,2000-2500cc,ckd,4 WD, diesel	0	424	0	2 147
8703324990	Oth motor cars,no sedan, 2000-2500 cc,not ckd,diesel	654 151	3 324 675	5 832 759	28 783 899
8703325200	Motor car excl van,1500-2000cc,not ckd,4 WD,diesel	7 488	101 465	68 240	929 065
8703325300	Motor car excl van,1500-2000cc,not ckd,not 4 WD,diesel	0	1 577 264	0	14 377 992
8703325400	Motor cars excl van, 1500-2500 cc,notckd,4 WD,diesel	191 790	2 975 415	1 765 536	28 150 461
8703325900	Motor car excl van,1500-2500cc,not ckd,not 4 WD,diesel	1 573 460	21 328 493	15 011 685	208 595 389
8703329200	Oth vehicle,1500-2000 cc,not ckd,diesel,4 WD	1 737	48 794	17 215	432 595
8703329300	Oth vehicle,1500-2000 cc,not ckd,diesel,oth than 4 WD	26 813	46 921	384 375	705 185
8703329400	Oth vehicle,1500-2500 cc,not ckd,diesel,4 WD	1 887	29 403	19 050	276 420
8703329900	Oth vehicle,1500-2500 cc,not ckd,diesel,oth than 4 WD	0	928 525	0	9 524 668
8703334390	Other motor cars excl van,2500-3000 cc,ckd, no sedan, 4 WD, dies	0	3 638	0	36 000
8703334990	Other motor cars excl van,> 3000cc,ckd,no sedan, oth than 4 WD,	0	131 130	0	2 880 000
8703335300	Other motor cars, 2500-3000 cc, not ckd, 4WD, diesel	0	381 069	0	3 078 598
8703335400	Other motor cars, 2500-3000 cc, not ckd, oth than 4 WD,diesel	0	20 905	0	444 300

I.3. IM POR M ENURUT KOM ODITI / IM PORT BY HS COM M ODITY
***** NOVEM BER / NOVEM BER 2014 *****

H S	Uraian Komoditi Commodity Description	Berat Bersih / Net Weight (Kg)		Nilai / Value C.I.F (US\$)	
		Bulan ini Current Month	Kumulatif Cum.Jan. to date	Bulan ini Current Month	Kumulatif Cum.Jan. to date
8703335500	Other motor cars, > 3000 cc, not ckd,4 WD, diesel	13 758	960 106	185 022	11 530 441
8703339900	Other vehicles, > 2500 cc, not ckd,oththan 4 WD, diesel	0	5 140	0	60 300
8703901300	Oth electrically-powered vehicles,fortransport of persons, CKD	0	2 756	0	24 150
8703901900	Oth electrically-powered vehicles,fortransport of persons, not CKD	1 371	2 539	9 507	19 738
8703907000	Motor cars excl vans, not elect-powered,for transport of persons,	0	1 449	0	110 092
8703909000	Oth vehicles not electrically-powered,for transport of persons, not	0	16 719	0	773 647
8704101300	Damper,designed for-off highway,CKD,g.v.w. <= 5 t	3 787	32 634	6 511	92 605
8704101400	Damper,designed for-off highway,CKD,g.v.w. < 5 t but >= 10 t	0	1 231	0	18 400
8704101500	Damper,designed for-off highway,CKD,g.v.w. < 10 t but >= 20 t	0	43 998	0	146 186
8704101700	Damper,designed for-off highway,CKD,g.v.w. < 24 t but >= 45 t	0	277 500	0	2 820 288
8704101800	Damper,designed for-off highway,CKD,g.v.w. > 45 t	0	1 561 452	0	19 779 851
8704102300	Damper,designed for-off highway,not CKD, g.v.w. <= 5 t	9 860	47 021	140 128	368 301
8704102400	Damper,designed for-off highway,not CKD, g.v.w. < 5 t but >= 10 t	0	10 880	0	276 044
8704102600	Damper,designed for-off highway,not CKD, g.v.w. < 20 t but >= 24	0	308 604	0	783 865
8704102700	Damper,designed for-off highway,not CKD, g.v.w. < 24 t but >= 45	0	578 629	0	5 421 750
8704102800	Damper,designed for-off highway,not CKD, g.v.w. > 45 t	1 532 137	17 069 136	17 754 510	212 221 707
8704211900	Oth motor vehicles,for transport goods, g.v.w. <= 5 t,ckd, diesel	0	15 284	0	54 850
8704212500	Hooklift lorries (trucks),g.v.w. <= 5 t, not ckd, diesel	48 822	48 822	86 969	86 969
8704212900	Oth motor vehicles,for transport goods,g.v.w. <= 5 t, not ckd, dies	2 230 715	31 197 401	16 355 366	235 447 548
8704221900	Oth motor vehicles,for transport goods,g.v.w. <5 t but >= 6 t, ckd,	0	1 327 851	0	34 492 500
8704222300	Tanker vehicles;bulk cement truck,g.v.w. 5-6 t, not ckd, diesel	0	15 097	0	20 811
8704222900	Oth motor vehicles,for transport goods,g.v.w. 5-6 t, not ckd, diesel	0	6 970	0	58 666
8704223900	Oth motor vehicles,for transport goods, g.v.w. 6-20 t,ckd, diesel	40 604	539 382	149 500	3 918 362
8704224300	Tanker vehicles;bulk cement truck,g.v.w. 6-20 t, not ckd, diesel	0	11 484	0	34 572
8704225100	Oth motor vehicles,for transport goods,g.v.w. 6-10 t, not ckd, dies	0	9 315	0	30 393
8704225900	Other vehicles for the transport ofgoods,10-20 t, not ckd, diesel	0	237 095	0	1 962 255
8704231900	Other lorries (trucks), 20-24 t,ckd, diesel	0	115 670	0	228 588
8704232900	Other lorries (trucks), 20-24 t,not ckd, diesel	64 933	77 850	35 750	105 483
8704235900	Other lorries (trucks), 25-45 t,ckd, diesel	0	506 977	0	4 659 644
8704236100	Refrigerated lorries (trucks), 25-45 t,not ckd, diesel	0	117 386	0	52 857
8704236300	Tanker vehicles; bulk-cement lorries,25-45 t, not ckd, diesel	0	36 791	0	431 054
8704236500	Hooklift lorries (trucks), 25-45 t,not ckd, diesel	0	29 322	0	23 608
8704236600	Dumpers, 24-45 t, not ckd,diesel	130	1 045 795	913	3 994 850
8704236900	Other lorries (trucks), 25-45 t,not ckd, diesel	971 076	13 761 730	5 453 816	87 485 833
8704238600	Dumpers, g.v.w.> 45 t, not ckd, diesel	24	125	3 563	12 780
8704238900	Other lorries (trucks), > 45 t, not ckd, diesel	11 680	1 629 277	96 894	16 571 484
8704312900	Other lorries (trucks), <= 5 t, not ckdinternal combustion piston er	270 762	4 902 794	1 684 035	30 186 960
8704328100	Refrigerated lorries (trucks), 24-45 t,not ckd,internal combust pist	0	9 836	0	9 300
8704328900	Other lorries (trucks), g.v.w, 24-45 t,not ckd,internal combust pist	0	10 426	0	15 181
8704329800	Dumpers, g.v,w, > 45 t, not ckd,internal combustion piston engine	57	123	1 957	3 103
8704909400	Motor vehicles for the transportof goods, 20-45 t, not ckd	0	0	0	0
8704909900	Motor vehicles for the transportof goods,>45 t, not ckd	6	13	1 316	1 592
8705100000	Crane lorries	494 612	7 515 379	2 824 643	33 879 170
8705200000	Mobile drilling derricks	0	338 880	0	1 550 796
8705300000	Fire fighting vehicles	80 200	724 733	4 496 562	17 307 319
8705400000	Concrete-mixer lorries	307 317	3 466 897	689 612	9 827 663
8705905000	Street clean vhcl, cesspool emptiermobile clinic;spray lorries of all	0	114 232	0	2 343 959
8705909000	Other special purpose motor vehicles	435 828	4 249 049	4 053 850	31 766 364
8706001100	Chasis fitted with engines of agriculturtractors	0	3 500	0	13 725
8706001910	Chasis fitted with engines of pedestriancontrolled tractors, not agr	0	2 106	0	56 766
8706001930	Oth chasis fitted with engines for othertractors	0	210	0	1 458
8706002910	Chasis fitted with engines for vehicles< 10 person, for cars <=24 t	0	24 296	0	151 842
8706002920	Chasis fitted with engines for vehicles< 10 person, for cars > 24	7 946	104 644	81 933	3 810 715
8706003900	Oth chasis fitted with engines for vhclsof designed for transport of	0	418	0	22 604
8706004020	Chasis fitted with engines for vehiclestransport of goods, g,v,w > 2	0	120 734	0	1 818 496
8706005000	Chasis fitted with engines for specialpurposes motor vehicles	0	2 680	0	10 050
8707101000	Bodies for the vehicles transport ofpersons; go-karts;golf cars;golf	0	22	0	2 094
8707109000	Other bodies for the vehiclestransport of persons	47 590	711 347	519 141	6 173 090
8707901010	Bodies for road tractors semi-trailersor track-laying tractors	1 326	11 938	5 225	137 472
8707901020	Bodies for other tractor	216	3 935	3 966	50 351
8707902920	Bodies for vehicles transport;< 10 persons, for cars >24 t	0	2 500	0	16 461
8707903000	Bodies for special purpose motorvehicles	0	741	0	1 295
8707909010	Bodies for dumpers off highway use,not ckd, g,v,w > 45 t	16	135 652	539	199 738
8707909020	Other Bodies for the vehiclesof g.v.w .<= 24 t	8 532	102 388	19 997	762 925

I.3. IM POR M ENURUT KOM ODITI / IM PORT BY HS COM M ODITY
 *** NOVEM BER / NOVEM BER 2014 ***

H S	Uraian Komoditi Commodity Description	Berat Bersih / Net Weight (Kg)		Nilai / Value C.I.F (US\$)	
		Bulan ini Current Month	Kumulatif Cum.Jan. to date	Bulan ini Current Month	Kumulatif Cum.Jan. to date
8707909030	Other Bodies for the vehicles of g.v.w .> 24 t	3 186	92 234	3 209	769 821
8708101000	Bumper and parts for tractors	1 383	25 724	30 815	296 419
8708109000	Bumper and parts for other tractors	314 782	3 137 601	3 139 741	33 020 451
8708210000	Safety seat belt for parts and accessories	206 446	1 860 815	1 257 059	18 438 007
8708291100	Component of door trim assembly for tractors	2 779	19 501	43 706	274 513
8708291200	Component of door trim assembly for transport of persons	218 223	2 746 858	3 042 309	33 935 020
8708291400	Component of door trim assembly for transport of persons or transport of goods	129 325	723 712	380 586	2 789 814
8708291900	Component of door trim assembly for special purpose motor vehicles	77 534	2 752 797	500 703	25 135 611
8708292000	Parts of safety seat belts	255 702	3 032 421	2 417 500	28 331 482
8708299200	Other parts, accessories for vehicles of tractors	1 141	15 407	29 857	232 980
8708299300	Interior trim fitting; mudguards for transport of persons	607 887	7 934 090	6 738 429	75 636 269
8708299400	Hood rods for vehicle transport of persons	698	4 959	6 619	75 076
8708299500	Other parts and accessories for transport of person	1 178 941	11 557 765	10 258 910	100 912 075
8708299600	Interior trim fitting; mudguards for transport of persons or transport of goods	20 379	274 285	248 113	3 529 680
8708299700	Hood rods for transport of persons or transport of goods	3	393	78	4 415
8708299800	Other parts, accessories for transport of persons or transport of goods	4 013	79 743	75 152	1 347 300
8708299900	Other parts and accessories, of motor vehicles of heading 8701-8705	691 139	7 480 020	4 732 311	76 780 566
8708301000	Brakes, servo-brakes; parts thereof for tractors	49 359	371 644	590 550	5 244 664
8708302100	Brake drums, brake disc or brake pipes for transport of persons	127 539	1 107 974	1 109 190	9 594 072
8708302900	Other brake drums, brake disc or brake pipes for transport of persons or transport of goods	728 184	7 429 289	8 825 513	95 406 329
8708303000	Brake drums, brake disc or brake pipes for transport of persons or transport of goods	43 007	610 017	468 893	7 155 169
8708309000	Other brakes, servo-brakes; parts thereof for transport of persons	215 266	4 665 825	2 157 801	37 649 776
8708401100	Gear boxes, unassembled for transport of persons	85 163	965 459	377 161	9 308 169
8708401300	Gear boxes, unassembled for special purpose vehicles or transport of persons	1 625	72 672	25 313	685 954
8708401400	Gear boxes, unassembled for vehicle tractors	1 078	5 830	20 257	88 865
8708401900	Gear boxes, unassembled for transport vehicles, >= 10 person	71 201	2 427 489	1 556 979	24 757 849
8708402500	Gear boxes, assembled for tractors	128	8 594	4 756	153 586
8708402600	Gear boxes, assembled for transport of persons	1 125 123	12 673 372	21 774 954	255 470 124
8708402710	Gear boxes, assembled; dumpers not >= 1.2 t for goods/ special purpose motor vehicles	90	60 512	6 481	886 909
8708402790	Gear boxes, assembled; dumpers not < 1.2 t for goods/ special purpose motor vehicles	27 894	243 934	624 399	6 326 813
8708402900	Gear boxes, assembled for transport vehicles, >= 10 person	67 563	2 080 303	939 337	19 032 100
8708409100	Parts of gear boxes and parts thereof for tractors	58	10 888	3 375	173 040
8708409200	Parts of gear boxes and parts thereof for transport of persons	783 519	7 022 452	11 451 073	103 199 912
8708409900	Other parts of gear boxes for vehicles of heading 8701-8705	151 975	1 957 736	3 625 530	56 478 200
8708501100	Drive-axes with differential, unassembled for transport of persons	726 850	8 885 340	5 289 627	50 517 988
8708501300	Drive-axes with differential, unassembled for goods/ special purpose motor vehicles	58 024	724 339	283 382	2 999 469
8708501500	Drive-axes with differential, unassembled for tractors	9 482	91 292	111 116	1 056 593
8708501900	Drive-axes with differential, unassembled for transport of persons or transport of goods	76 569	967 660	323 492	5 491 624
8708502500	Drive-axes with differential, assembled for tractors	61 335	547 566	836 619	7 446 425
8708502600	Drive-axes with differential, assembled for transport of persons	1 348 365	15 790 996	13 655 762	156 883 677
8708502710	Drive-axes for damper, not >= 120 mm for goods/ special purpose motor vehicles	12 156	64 924	144 238	763 898
8708502790	Drive-axes for damper, not < 120 mm for goods/ special purpose motor vehicles	12 062	214 011	204 417	4 533 983
8708502900	Drive-axes with differential, assembled for transport of persons	390 840	3 845 312	2 278 859	17 897 324
8708509100	Parts crown wheels & pinion of drive axles with diff. for tractors	552	97 401	16 913	522 528
8708509200	Other parts crown wheels & pinion of drive axle with diff for tractors	3 872	28 632	60 395	572 396
8708509300	Parts of drive-axes with differential, for transport of person	150 767	1 512 643	813 532	12 132 981
8708509900	Other parts of drive-axes with differential, for vehicles 8701-8705	209 589	2 788 197	1 453 196	19 776 590
8708701500	Road wheels of hub-caps for tractors	10 013	44 950	45 698	244 124
8708701600	Road wheels of hub-caps for transport of person	37 509	335 104	533 037	3 308 137
8708701700	Road wheels of hub-caps for vehicles >= 10 persons or transport of persons	383	100 532	4 946	102 673
8708701900	Road wheels of hub-caps for special purpose motor vehicles	24 634	533 453	279 288	2 201 113
8708702100	Road wheels of wheels fitted with tyres for tractors	0	2 000	0	3 060
8708702200	Road wheels of wheels fitted with tyres for transport of person	71	38 539	3 037	670 736
8708702900	Road wheels of wheels fitted with tyres for transport of person; goods; special purpose motor vehicles	783	2 087	4 195	16 305
8708703100	Road wheels of wheels not fitted with tyres for tractors	6 863	7 897	11 647	13 754
8708703200	Road wheels of wheels not fitted with tyres for transport of person	373 128	2 940 920	1 729 273	13 463 149
8708703910	Road wheels of wheels not fitted with tyres of damper, not >= 120 mm for goods/ special purpose motor vehicles	0	25 793	0	92 144
8708703990	Road wheels of wheels not fitted with tyres of damper, not >= 120 mm for goods/ special purpose motor vehicles	673 003	12 376 041	347 800	5 854 881
8708709500	Other road wheel and parts for tractors	2 043	26 215	50 644	384 696
8708709600	Other road wheel and parts for vehicles >= 10 persons or transport of persons	30 131	700 441	201 074	1 503 519
8708709700	Other road wheel and parts for vehicle transport of person	65 373	1 117 487	610 350	7 414 295
8708709900	Other road wheel and parts for special purpose motor vehicles	74 044	1 331 933	148 129	4 456 860
8708801500	Suspension systems for tractors	1 184	31 385	40 523	331 749
8708801600	Suspension systems for transport of person	255 659	2 104 777	1 930 871	17 434 297

I.3. IM POR M ENURUT KOM ODITI / IM PORT BY HS COM M ODITY

*** NOVEM BER / NOVEM BER 2014 ***

HS	Uraian Komoditi Commodity Description	Berat Bersih / Net Weight (Kg)		Nilai / Value C.I.F (US\$)	
		Bulan ini Current Month	Kumulatif Cum.Jan. to date	Bulan ini Current Month	Kumulatif Cum.Jan. to date
8708801700	Suspension systems for damper off highway use or special purpose r	6 768	172 048	33 222	598 683
8708801900	Suspension systems for transport ,>=10 person	47 845	1 262 787	247 613	6 068 295
8708809100	Parts suspension systems for tractors	254	14 994	5 138	111 894
8708809200	Parts suspension systems for transport of persons	383 437	3 348 660	3 471 144	30 337 864
8708809900	Parts suspension systems for transport of person or special purpos	198 100	2 196 826	1 288 659	19 483 738
8708911500	Radiators for tractors	78	15 696	2 603	234 298
8708911600	Radiators for transport of person	18 425	413 234	220 680	3 827 609
8708911700	Radiators for vehicles >= 10 persons or transport of goods	13 775	193 958	138 955	2 575 220
8708911900	Radiators for special purpose vehicles	79 628	975 844	890 519	10 808 647
8708919100	Parts of radiators for tractors	3 133	34 144	31 259	471 031
8708919200	Parts of radiators for transport of person	35 354	395 437	565 151	5 455 100
8708919900	Parts of radiators for vehicles of person; goods; special purpose	116 686	1 497 240	1 702 733	22 208 422
8708921000	Mufflers (silencers), exhaust pipe; parts for vehicles tractors	231	5 596	5 640	185 544
8708922000	Mufflers (silencers), exhaust pipe; parts for transport of persons	122 364	1 793 344	1 501 080	20 242 147
8708924000	Mufflers (silencers), exhaust pipe; parts for vehicles >= 10 persons / tans	32 222	287 987	330 714	3 121 326
8708929000	Mufflers (silencers), exhaust pipe; parts for special purpose motor v	106 662	1 358 194	1 164 045	15 455 314
8708935000	Clutches and parts thereof for vehicle tractors	16 149	55 126	61 956	507 078
8708936000	Clutches and parts thereof for vehicle transport of persons	361 872	5 145 057	3 901 362	55 387 281
8708937000	Clutches and parts thereof for vehicle transport of goods / special p	16 155	244 407	223 023	3 276 308
8708939000	Clutches and parts thereof for vehicles transport ,>=10 person	217 643	2 774 293	1 217 445	17 412 777
8708941000	Steering wheels with airbag assemblies	22 345	89 742	177 725	773 332
8708949400	Other steering wheels with airbag assemblies for tractors	2 454	13 875	74 768	423 520
8708949500	Other steering wheels with airbag assemblies for transport of person	1 492 724	16 919 134	15 808 196	169 718 769
8708949900	Other steering wheels with airbag assemblies of vehicles persons; goods; sp	490 370	5 965 396	4 597 361	56 425 305
8708951000	Safety airbags with inflator system for vehicles	183 775	2 038 310	2 217 542	26 741 220
8708959000	Parts safety airbags with inflator system	86 575	1 088 437	2 456 103	27 568 490
8708991000	Other parts & acces. for other vehicles of tractors	260 737	1 601 743	3 792 484	24 805 270
8708992100	Fuel tanks for vehicles transport persons or goods	251 537	3 278 837	2 555 013	38 507 341
8708992300	Parts of fuel tanks for vehicle transport of persons or goods	61 943	1 047 522	405 226	8 917 659
8708993000	Accelerator, brake or clutch pedals for vehicles transport of persons	60 503	674 163	1 224 306	9 440 837
8708994000	Battery carriers or trays & brackets for vehicles transport of person	1 011	50 963	26 274	920 527
8708995000	Radiator shrouds for vehicle transport of persons or goods	97	3 573	3 109	46 578
8708996100	Chassis frames for vehicles for transport ,>=10 person	119	54 692	4 649	598 455
8708996200	Chassis frames for vehicle transport of persons	852 125	9 034 520	4 500 812	58 033 377
8708996310	Chassis frames for vehicles <= 24 transport of goods	53 979	1 289 374	206 276	3 534 386
8708996320	Chassis frames for vehicles > 24 transport of goods	47	447	562	9 450
8708997000	Other chassis frames or parts	2 520 472	29 494 783	37 103 314	387 781 996
8708999000	Other parts, acces for other vehicles of heading 8701- 8705	3 289 101	34 912 395	24 267 434	266 695 501
8709110000	Electrical vehicles, works trucks, self-propelled, not fitted with liftin	7 228	228 195	103 000	1 749 085
8709190000	Non electrical vehicles, works trucks self-propelled, not fitted with li	123 020	1 887 233	2 931 045	21 108 771
8709900000	Parts of work trucks, self-propelled, not fitted with lift/handl equip,	969	64 999	10 279	284 904
8710000000	Tanks, other armoured fighting vehicles, motorised, with weapons	614	2 991 485	21 712	91 111 931
8711101200	Moped and motorised bicycles, reciprocating piston engine <	14 434	76 251	47 714	237 159
8711101300	Other motorcycle and scooters, reciprocating piston engine <	0	22 135	0	82 498
8711101900	Other motorcycles, reciprocating inter.combust. piston engine < 5l	19	863	3 897	4 568
8711109200	Moped and motorised bicycles, reciprocating piston engine <	4 540	16 652	11 851	62 332
8711109300	Other motorcycle and scooters, reciprocating piston engine <	548	14 758	3 814	32 845
8711109900	Other motorcycles, reciprocating inter.combust. piston engine < 5l	17 426	35 381	48 485	296 839
8711201010	Motocross motorcycles, with reciprocating piston engine, 50-250	6 000	6 411	17 329	19 880
8711201090	Motocross motorcycles, with reciprocating piston engine, 50-250	4 110	127 196	124 030	1 834 145
8711202000	Moped and motorised bicycles with reciprocating piston engine, 1	0	126 180	0	1 429 101
8711203100	Motorcycles of cylinder capacity 150-200 cc, ckd	999	771 388	3 635	960 164
8711203200	Motorcycles of cylinder capacity 200-250 cc, ckd	0	14 851	0	220 393
8711203900	Motorcycles of cylinder capacity > 250 cc, ckd	29	21 480	256	246 983
8711204500	Motorcycles of cylinder capacity <= 200 cc, not ckd	72 801	638 303	352 325	1 774 827
8711204900	Motorcycles of cylinder capacity > 200 cc, not ckd	0	5 836	0	12 246
8711205100	Motorcycles (not side-cars) incl. Scooters of cylinder capacity 150-200	74 277	1 054 529	557 253	9 690 951
8711205200	Motorcycles (not side-cars) incl. Scooters of cylinder capacity 200-250	148 410	5 088 317	2 808 505	77 669 246
8711205900	Motorcycles (not side-cars) incl. Scooters of cylinder capacity > 250	275 868	1 940 473	3 712 992	27 681 144
8711209000	Other motorcycles (not side-cars) include Scooters	35 005	254 815	50 255	660 580
8711301010	Motocross motorcycles with reciprocating piston engine < 250	14 351	32 993	66 406	179 783
8711301090	Motocross motorcycles with reciprocating piston engine 250	0	29 201	0	245 389
8711309000	Other motocross motorcycles with reciprocating piston engine	157	22 201	3 332	525 190
8711401090	Motocross motorcycles, with reciprocating piston engine, 500-1	0	2 038	0	44 528

I.3. IM POR M ENURUT KOM ODITI / IM PORT BY HS COM M ODITY
***** NOVEM BER / NOVEM BER 2014 *****

H S	Uraian Komoditi Commodity Description	Berat Bersih / Net Weight (Kg)		Nilai / Value C.I.F (US\$)	
		Bulan ini Current Month	Kumulatif Cum.Jan. to date	Bulan ini Current Month	Kumulatif Cum.Jan. to date
8711402000	Other motorcycles, with reciprocating piston engine, 500-800	0	629	0	22 299
8711409000	Other motorcycles, with reciprocating piston engine, 500-800	16 417	179 859	386 865	4 310 170
8711502000	Other motorcycles, reciprocating piston engine, > 800 cc, ckd	0	151 486	0	3 947 478
8711509000	Other motorcycles, reciprocating piston engine, > 800 cc, not ckd	13 579	102 900	390 577	3 133 552
8711905100	Electrical powered motorcycles, ckd	138 131	982 931	155 249	1 112 332
8711909100	Electrical powered motorcycles, not ckd	13 911	61 052	83 660	167 389
8711909900	Other electrical powered motorcycles not ckd	1 224	16 718	1 355	1 388 751
8712001000	Racing bicycles	502 335	2 649 495	514 576	2 230 078
8712002000	Bicycles designed to be ridden by children	1 010 566	17 476 782	675 838	12 755 793
8712003000	Other bicycles	2 701 322	17 690 190	1 641 521	13 447 884
8712009000	Other cycles	20	402 587	26	2 724 298
8713100000	Carriages for disabled persons, not mechanically propelled	59 707	501 604	164 712	1 492 712
8713900000	Carriages for disabled persons, mechanically propelled	51 595	1 087 528	150 069	3 149 414
8714101000	Saddles of motorcycles (incl. mopeds)	3 690	82 152	9 528	114 547
8714102000	Spokes/nipples of motorcycles (including mopeds)	76 732	627 196	80 973	889 731
8714109010	Frame and forks (incl. telescopic fork, rear suspension and parts thereof)	583 392	4 108 936	1 433 864	20 073 858
8714109020	Gearing, gearbox, clutch and other transmission equip. and parts thereof	230 192	3 519 384	1 579 138	25 679 356
8714109030	Wheel rims	1 872 964	20 014 928	8 764 032	102 566 817
8714109040	Brakes and parts thereof	541 465	2 666 624	863 229	6 716 342
8714109050	Mufflers (silencers) and parts thereof for vehicles of heading 8711-	15 556	366 021	95 055	2 442 896
8714109090	Other parts and accessories of vehicles of heading 8711- 8713	6 931 819	74 689 917	18 002 137	210 398 814
8714201100	Castors of a diameter (incl. tyres) 75-100 mm that the wheel width > 30 mm	0	10	0	480
8714201900	Castors of a diameter (incl. tyres) > 250 mm that the wheel width > 30 mm	1 271	10 588	19 228	132 417
8714209000	Other parts of carriages for disabled persons	3 245	212 371	10 969	220 120
8714911000	Frame and forks for bicycles designed to be ridden by children	692 960	5 308 494	612 269	5 132 706
8714919100	Parts for forks	23 754	274 022	22 867	217 622
8714919900	Other parts for forks	293 998	1 615 317	1 691 754	9 950 797
8714921000	Wheel rims and spokes for bicycles designed to be ridden by children	94 118	1 158 044	99 086	1 250 568
8714929000	Other wheel rims and spokes	334 970	1 994 521	638 559	3 219 889
8714931000	Hubs, (excl. coaster brake hub, hub brake free/sprocket-wheel), bicycle	61 301	632 588	68 741	754 351
8714939000	Other hubs, (excl. coaster braking hub, hub brake, free/sprocket-wheel)	245 240	2 588 248	1 014 359	7 196 749
8714941000	Brakes, (incl. coaster brake hub, hub brake) for bicycles to be ridden by children	81 125	828 620	183 751	1 714 613
8714949000	Other brakes, (incl. coaster braking hubs, hub brakes)	317 824	2 580 653	1 421 273	9 356 215
8714951000	Saddles for bicycles designed to be ridden by children	81 991	792 360	86 739	896 886
8714959000	Other saddles	190 931	1 822 285	295 418	2 431 760
8714961000	Pedals and crank-gear, & parts thereof for bicycles to be ridden by children	85 764	1 088 300	78 936	1 216 506
8714969000	Other pedals and crank-gear, and parts thereof	516 733	4 431 789	1 277 432	9 846 096
8714991100	Handle, bars, pillars or parts & accessories of bicycle to be ridden by children	271 634	4 660 957	263 196	4 956 456
8714991200	Chain wheels and cranks for bicycles designed to be ridden by children	136 639	1 180 396	101 272	1 089 419
8714999100	Other handle, bars, pillars or parts and accessories	2 964 121	30 368 821	2 922 214	31 703 802
8714999200	Other chain wheels and cranks	464 431	3 490 193	1 558 305	11 750 969
8715000000	Baby carriages and parts thereof	214 583	3 062 441	613 701	8 631 532
8716100000	Trailers & semi-trailers of the caravan type, for housing/camping	0	0	0	0
8716200000	Self-loading/self-unloading trailers & semi-trailers for agricultural purposes	0	16 609	0	36 810
8716310000	Tanker trailers, tanker semi-trailers for the transport of goods	23 560	789 753	262 020	2 964 105
8716394000	Agricultural trailers and semi-trailers	0	1 000	0	2 085
8716399100	Other agricultural trailers and semi-trailers carrying capacity > 200 t	0	218 952	0	830 019
8716399900	Other agricultural trailers and semi-trailers carrying capacity < 200 t	0	1 012 676	0	5 774 020
8716400000	Other trailers and semi-trailers	42 729	977 883	44 230	6 211 745
8716801000	Cart, wagon, sack truck, hand trolleys & similar hand-propelled vehicles	81 997	653 224	206 621	2 377 269
8716802000	Wheelbarrows	195 367	2 636 197	172 413	1 344 329
8716809000	Other vehicles not mechanically propelled	61 639	640 878	196 238	3 036 956
8716901300	Parts for trailer and semi-trailers for goods of agricultural purposes	199 129	4 000 444	174 732	5 401 122
8716901900	Other parts for trailer and semi-trailer	310 196	4 794 979	1 115 294	13 107 227
8716909200	Castors of a diameter (incl. tyres) 100-250 mm that the wheel width > 30 mm	59 132	653 998	158 454	2 005 772
8716909300	Other parts for other vehicles	55 176	1 458 301	194 955	4 816 375
8716909400	Spokes and nipples	0	9 146	0	11 565
8716909500	Castors for goods of subheading 8716.80.90 diameter incl. tyres 100-250 mm	12 227	90 166	152 427	1 191 116
8716909600	Other castor	13 740	92 222	25 417	196 500
8716909900	Other trailer and semi-trailers, other vehicles not mechanically propelled	664 039	6 215 696	1 892 398	16 981 549
8801000000	Balloon, dirigible, glider, hang gliders and other non-powered aircraft	0	82	0	250
8802110000	Helicopters of an unladen weight <= 2,000 kg	0	15 628	0	8 005 746
8802120000	Helicopters of an unladen weight > 2,000 kg	0	23 182	0	16 634 645
8802201000	Aeroplane of an unladen weight <= 2,000 kg	1 050	43 883	474 950	10 788 892

I.3. IM POR M ENURUT KOM ODITI / IM PORT BY HS COM M ODITY
***** NOVEM BER / NOVEM BER 2014 *****

H S	Uraian Komoditi Commodity Description	Berat Bersih / Net Weight (Kg)		Nilai / Value C.I.F (US\$)	
		Bulan ini Current Month	Kumulatif Cum.Jan. to date	Bulan ini Current Month	Kumulatif Cum.Jan. to date
8802209000	Aeroplane of an unladenweight > 2,000 kg	910	14 821	60 000	29 663 352
8802301000	Aeroplane of an unladenweight >2,000 kg and <= 15,000 kg	0	53 883	0	86 766 186
8802401000	Aeroplanes of an unladenweight > 15,000 kg	0	121 947	0	28 900 902
8802409000	Other aircraft of an unladenweight > 15,000 kg	0	12 025	0	16 080 000
8803100000	Propellers, rotors, parts thereofheading 8801 or 8802	3 176	138 549	232 138	1 853 797
8803200000	Under-carriages, parts thereofheading 8801 or 8802	1 051	16 631	98 578	1 913 363
8803300000	Other parts of aeroplanes/helicoptersheading 8801 or 8802	23 305	540 378	16 955 174	251 270 678
8803901000	Parts of telecommunication satellites	9	16	6 755	10 470
8803909000	Other parts of goods of ballon,dirigibles and other aircraft	49 793	260 032	5 971 597	57 504 002
8804001000	Parachutes (incl dirigible parachutes,paragliders)& rotochutes,part	0	251	0	48 208
8804009000	Oth parachutes (incl dirigible parachut,paragliders)& rotochutes,pa	453	4 128	203 092	2 339 919
8805100000	Aircraft launching gear, part thereof,deck arrestor/similar gear,par	0	63 446	0	5 561 063
8805210000	Air combat simulators and parts thereof	0	1 781	0	3 962 237
8805291000	Ground flying trainers	776	36 866	55 779	8 197 006
8805299000	Parts of ground flying trainers	0	72 718	0	7 687 949
8901101000	Cruise ships,excursion boats,ferry-boatsall kinds of gross tonnage .	248	9 744	31 040	105 895
8901102000	Cruise ships,excursion boats,ferry-boatsof gross tonnage>26 but<=	0	48 000	0	19 800
8901106000	Cruise ships,excursion boats,ferry-boats of gross tonnage>500 but	0	1 504 000	0	4 509 425
8901107000	Cruise ships,excursion boats,ferry-boats of gross tonnage>1000bu	2 152 149	2 152 149	7 261 583	7 261 583
8901205000	Tankers of gross tonnage <= 5000 ton	0	26 047 000	0	32 838 952
8901207000	Tankers of gross tonnage> 5000 ton but <= 50000 ton	8 834 000	73 904 000	12 339	119 214 511
8901208000	Tankers of gross tonnage > 50000 ton	0	61 111 000	0	50 998 588
8901305000	Refrigerated vessels, oth than 8901.20of gross tonnage <= 5000 to	0	0	0	0
8901901100	Other vessels,for transp. not motorisedof gross tonnage <= 26 ton	0	10 722	0	53 391
8901901400	Other vessels,for transp. not motorisedof gross tonnage > 500 ton	1 281	58 432 158	2 250 000	87 650 887
8901903100	Other vessels,for transp. motorisedof gross tonnage <= 26 ton	0	678 564	0	176 592
8901903200	Other vessels for transport, motorisedof gross tonnage > 26 but <=	697 000	6 941 920	94 853	21 539 789
8901903300	Other vessels,for transp. motorisedof gross tonnage > 500 but <=	0	5 736 000	0	31 217 354
8901903400	Other vessels,for transp. motorisedof gross tonnage >1000 but <=	2 345 000	61 038 134	257 427	136 304 844
8901903500	Other vessels,for transp. motorisedof gross tonnage >4000 but <=	6 340 000	15 079 000	4 250 000	12 543 651
8901903600	Other vessels,for transp. motorisedof gross tonnage >5000 but <=	5 540 348	68 929 348	13 900 000	169 829 025
8902002100	Fishing vessels of gross tonnage <= 26 ton	0	55 427	0	35 770
8902002200	Fishing vessels of gross tonnage > 26 but <= 40 ton	0	51 880	0	17 122
8902002300	Fishing vessels of gross tonnage > 40 but <= 250 ton	0	2 573 910	0	4 561 648
8902002400	Fishing vessels of gross tonnage > 250 but <= 1000 ton	0	6 670 457	0	5 406 057
8902009300	Other fishing vessels of gross tonnage > 40 but <= 250 ton	0	9 903 000	0	4 422 000
8903100000	Yachts&oth vessels for pleasure/ sportsrowing boats& canoes, infla	20 819	61 481	234 726	710 601
8903910000	Sailboats, with/without auxiliary motor, not inflatable	4 493	27 654	6 231	118 803
8903920000	Motorboats, other than outboardmotor, not inflatable	6 133	74 905	71 482	1 411 027
8903990000	Other vessels for pleasure/ sports;canoes, not inflatable	30 910	88 457	54 787	502 191
8904003100	Tugs and pusher craft, power <= 4000 hp of gross tonnage <= 26 tr	170 890	2 753 720	1 213 537	37 075 250
8904003900	Tugs and pusher craft, power > 4000 hp of gross tonnage <= 26 to	0	2 719 854	0	43 684 071
8905100000	Dredgers	657 226	4 982 491	7 217 509	21 326 678
8905200000	Floating/submersible drilling/production platforms	111 475	157 260 074	421 550	208 648 799
8905901000	Floating docks	496 000	561 163	5 600 000	5 693 783
8905909000	Oth vessels w/ navigability of which issubsidiary to their main funct	204 101	9 269 737	7 612 628	60 399 595
8906100000	Warships	45 745	355 907	905 431	4 383 467
8906901000	Lifeboats oth than rowing boats,oth vessels of displacement <= 30	14 795	104 822	97 064	1 379 864
8906902000	Lifeboats oth than rowing boats,othvessels of displace.> 30 but<=	0	10 590	0	129 756
8906909000	Lifeboats oth than rowing boats,oth vessels of displacement > 300	41 815	1 520 590	2 042 658	17 356 693
8907100000	Floating structures, inflatable rafts	76 657	417 113	443 229	2 844 235
8907901000	Buoys	239 253	657 222	447 383	4 115 993
8907909000	Other floating structures	1 134 514	3 931 519	1 280 416	14 595 948
8908000000	Vessel and oth floating structuresfor breaking up	0	228 005	0	1 271 787
9001101000	Optical fibres ,optical fibre bundles&cables for telecom.&oth elect	25 404	2 092 485	2 493 112	24 117 368
9001109000	Optical fibres, optical fibre bundles&cables for other purpose	2 719	56 741	14 172	1 126 260
9001200000	Sheets and platesof polarising material	15	10 827	621	68 936
9001300000	Contact lenses	24 894	295 273	3 130 425	41 309 788
9001400000	Spectacle lenses of glass	4 079	5 326	133 055	144 784
9001500000	Spectacle lenses of other materials	28 803	256 628	1 284 536	7 087 203
9001901000	Lenses & optic elements for photograpor cinematographic camera	12 556	97 904	1 112 747	9 222 241
9001909000	Other elements of glass notoptically worked	71 117	997 921	1 042 615	13 378 168
9002111000	Objective lenses for cinematographicprojector	1 683	8 577	131 300	708 776
9002119000	Objective lenses for cameras andother projector	8 066	147 241	562 799	11 159 171

I.3. IM POR M ENURUT KOM ODITI / IM PORT BY HS COM M ODITY
***** NOVEM BER / NOVEM BER 2014 *****

H S	Uraian Komoditi Commodity Description	Berat Bersih / Net Weight (Kg)		Nilai / Value C.I.F (US\$)	
		Bulan ini Current Month	Kumulatif Cum.Jan. to date	Bulan ini Current Month	Kumulatif Cum.Jan. to date
9002190000	Objective lenses for other instruments & apparatus	23 911	315 051	906 583	13 135 079
9002201000	Filters for cinematographic projectors	0	602	0	30 429
9002202000	Filters for cinematographic cameras, photographic cameras & oth	0	124	0	33 095
9002203000	Filters for telescopes/ microscopes	0	300	0	39 832
9002209000	Filters for oth instruments& apparatus	764	33 546	17 938	370 761
9002902000	Lenses& prisms for cinematographic projectors	0	2 002	0	70 954
9002903000	Lenses& prisms for cinematographic, photographic cameras & oth	2 056	9 002	202 425	1 454 709
9002909000	Other Lenses & prisms	2 871	24 573	2 415 388	7 566 040
9003110000	Frames & mountings for spectacles, goggles of plastics	14 162	140 047	370 728	2 326 729
9003190000	Frames & mountings for spectacles, goggles of other materials	6 277	67 610	137 542	1 982 415
9003900000	Parts for spectacles, goggles	8 106	106 582	185 238	2 575 792
9004100000	Sunglasses	132 324	1 624 713	1 250 665	12 032 902
9004901000	Corrective spectacles	6 780	142 581	81 049	1 165 667
9004905000	Protective goggles	34 954	192 809	261 445	936 071
9004909000	Other spectacles & goggles	42 998	783 866	911 815	10 616 369
9005100000	Binoculars	4 653	69 259	2 082 803	9 427 385
9005801000	Astronomical instruments, excluding instruments for radio-astron	232	678	970	13 836
9005809000	Monoculars & oth optical telescopes	8 751	133 766	265 549	7 461 522
9005909000	Parts& accessories (include mountings)for oth optical telescopes	9 022	58 370	43 234	2 786 243
9006109000	Oth laser photoplotter, cameras of a kind used for preparing print	3 437	32 631	17 439	217 971
9006300000	Cameras specially design for under water use for aerial survey, me	1 035	7 614	510 338	3 150 253
9006400000	Instant print cameras	0	3 264	0	659 107
9006510000	Oth cameras w/ a through-the lens viewfinder (slr), for roll film of w	3 208	200 098	6 480	899 795
9006520000	Oth cameras for roll film of width < 35 mm	0	23	0	683
9006530000	Oth cameras for roll film of width = 35 mm	0	3	0	1 721
9006591000	Lasers photo plotters/ imagesetters with raster image processor	0	5 267	0	105 250
9006599000	Lasers photo plotters/ imagesetters without raster image processor	974	29 209	51 348	159 184
9006610000	Discharge lamp ("electronic") flashlight apparatus	497	42 736	2 516	93 781
9006690000	Photographic flashbulbs apparatus	1	27 425	13	92 757
9006911000	Parts & accessories for laser photoplotters of subheading 9006101	0	4	0	2 455
9006913000	Parts & accessories for instan print camera, w/ slr, roll film a width <	300	15 850	364	82 354
9006919000	Other parts & accessories for cameras	40 496	350 532	83 933	948 035
9006991000	Parts & accessories for photographic flash-light apparatus	258	8 225	493	22 135
9006999000	Parts & accessories oth than for photograp flash-light apparatus	4 844	112 754	14 164	1 158 763
9007100000	Cinematographic cameras	3 080	61 883	49 894	833 043
9007209000	Cinematographic projectors for film of more than 16 mm in width	19 790	234 573	47 136	5 454 479
9007910000	Parts and accessories for cinematographic cameras	12 282	96 726	175 577	1 313 312
9007920000	Parts and accessories for cinematographic projectors	6 885	85 926	1 428 112	10 465 489
9008501000	Projector, enlarge/ reducer, microfilm/ fiche/ form whether/ not cap	0	2 486	0	50 683
9008509000	Projector, enlarge/ reducer, oth microfilm/ fiche/ form whether/ not	42 888	313 439	93 199	733 054
9008902000	Part & accessories for image projector of fotographic, enlarge & red	0	1 984	0	23 109
9008909000	Part & accessories for image projector oth of fotographic, enlarge &	1 549	10 042	12 514	204 826
9010100000	App & equipment for automatically develop/ expose photographic	30 762	220 839	75 939	590 327
9010501000	App for the projec/ draw of circ pattern on sensitized substrates, ma	0	12 984	0	116 361
9010509000	Oth app& equip for photograph laboratorie (inc cinematographic); i	0	99	0	4 446
9010601000	Projection screens of 300 inches or more	112 807	596 138	377 362	2 764 445
9010609000	Projection screens of 300 inches or less	33 421	253 667	150 761	955 301
9010901000	Parts& accessores of apparatus& equipments for automatically dev	537	1 599	15 107	43 275
9010903000	Parts& acc of app for the projection/ drawing of circuit patterns of	17	39	2 445	3 529
9010909000	Parts& accessoris of other apparatus& equipment for photographic	1 910	15 470	58 355	339 838
9011100000	Stereoscopic microscopes	4 602	31 602	13 111	591 650
9011200000	Oth microscopes for photomicrography, cinephotomicrography or	14 517	81 412	435 150	3 307 362
9011800000	Other optical microscopes	3 307	31 791	518 041	5 704 629
9011900000	Parts and accessories of compound optical microscopes	54	439	29 865	109 706
9012100000	Microscopes oth than optical microscope diffraction apparatus	1 306	30 847	352 180	3 335 218
9012900000	Parts and accessories for microscope oth than optical microscope	233	3 351	16 857	346 059
9013100000	Telescopic sights for fitting to armsperiscopes, telescopes to part	77	5 946	57 966	996 933
9013200000	Lasers, other than laser diodes	689	24 146	110 130	4 108 901
9013801000	Optical error verifications& repair app for pcb/ pwb& pca	2 149	23 546	121 178	1 139 529
9013802000	Liquid crystal devices	12 133	112 048	2 000 429	15 290 425
9013809000	Other devices, appliances& instruments of other optical appliances	43 891	687 277	399 532	9 077 155
9013901000	Parts & accessories of lasers oth than laser diodes (sub head 90132	72	1 509	2 005	110 184
9013905000	Parts& accessories of liquid crystal devices (sub head 90138020)	0	711	0	22 495
9013906000	Parts & accessories of goods of optical error repair apparatus for p	0	14	0	5 814

I.3. IM POR M ENURUT KOM ODITI / IM PORT BY HS COM M ODITY

*** NOVEM BER / NOVEM BER 2014 ***

H S	Uraian Komoditi Commodity Description	Berat Bersih / Net Weight (Kg)		Nilai / Value C.I.F (US\$)	
		Bulan ini Current Month	Kumulatif Cum.Jan. to date	Bulan ini Current Month	Kumulatif Cum.Jan. to date
9013909000	Parts & accessories of oth than goods of lasers,liquid crystal,oth de	7 136	104 515	382 205	5 181 085
9014100000	Direction finding compasses	4 950	64 368	76 262	1 347 471
9014200000	Instrum& appl for aeronautical/ spacenavigation (other than compa	5 090	63 448	765 209	2 173 282
9014801000	Oth navigation instrum&appl of used onshp work with an automa	521	23 183	8 869	2 673 241
9014809000	Oth navigation instrum&appl of oth used on ships	3 501	71 817	336 581	3 276 800
9014901000	Parts&acc of navigation instrum& app ofon ships,with automatic d	1	17 969	9	1 871 130
9014909000	Parts & accessories of other navigationinstruments & appliances	1 580	19 850	416 557	3 342 196
9015101000	Rangefinders of used in photography or cinematography	0	221	0	33 249
9015109000	Rangefinders other than of used inphotography or cinematograph	2 283	237 455	45 394	1 642 720
9015200000	Theodolites & tachymeters (tacheometers)	2 094	27 028	42 605	2 416 325
9015300000	Levels [measuring higher of ground]	1 315	94 612	12 693	866 927
9015400000	Photogrammetrical surveying instrumentsand appliances	3 662	32 270	123 961	739 488
9015801000	Radio sonde and radio wind apparatus	234	18 639	327 576	2 187 587
9015809000	Other instruments& appliances oth thanRadio sonde and radio win	11 134	265 300	920 934	25 611 683
9015900000	Parts & accessories of surveyinginstruments & appliances	24 971	309 280	2 181 116	32 269 741
9016000000	Balances of a sensitivity of 5 cg orbetter, w/without their weights	51 798	201 891	287 914	3 193 275
9017101000	Plotters,drafting tables and machines,whether not automatic	153	28 756	9 396	251 480
9017109000	Drafting tables and machines,whether not automatic other than p	2 557	47 568	11 341	984 670
9017201000	Rulers,drawing,marking out,ormathematical calculating instrumen	33 019	313 538	31 401	547 459
9017203000	App for the project/draw of circ patternon sens'zed subs's for mfc	12	1 225	367	187 044
9017204000	Photo plotters for the manufactureof pcb/pwb	0	155	0	36 557
9017205000	Oth Plotter, drawing,marking out,ormathematical calculating instr	0	9	0	80
9017209000	Other drawing,marking-out/ mathematical calculating instruments	36 053	729 867	158 365	1 774 953
9017300000	Micrometers, callipers and gauges	83 230	513 969	1 499 389	13 592 265
9017800000	Oth instruments for measuring lengthfor use in hand, rods and tap	250 112	2 851 432	592 951	8 148 089
9017902000	Parts&acc of app for the project/draw ofcirc pattern,sens substrat	0	2 311	0	157 616
9017903000	Parts&acc of photoplotters for themanufac of pcb/pwb	0	584	0	29 388
9017904000	Parts&accessories,incl printed circuitsassemblies of other plotters	35	295	4 132	34 556
9017909000	Parts & accessories of oth instrumentsfor measuring length for use	4 932	75 398	274 593	1 005 885
9018110000	Electro-cardiographs,used in medical	11 297	44 798	700 748	3 329 629
9018120000	Ultrasonic scanning apparatus,used in medical	10 079	85 043	2 266 944	15 556 236
9018130000	Magnetic resonance imaging apparatusused in medical	41 568	203 299	1 456 681	10 776 778
9018140000	Scintigraphic apparatusused in medical	832	6 195	103 313	625 228
9018190000	Other electro-diagnostic apparatusused in medical	14 044	138 415	1 843 221	12 788 805
9018200000	Ultra-violet/infra-red ray apparatusused in medical	2 178	17 498	185 833	2 760 487
9018311000	Disposable syringes, with or withoutneedles	24 267	1 256 503	345 450	10 474 907
9018319000	Syringes, with/without needlesother than disposable syringes	37 759	244 666	495 615	4 408 119
9018320000	Tubular metal needles and needlesfor sutures	38 471	448 856	453 724	5 950 233
9018391000	Catheters	231 679	788 059	1 792 858	18 003 048
9018399000	Cannulae and the like	79 465	512 901	1 085 329	10 645 218
9018410000	Dental drill eng,whether/ not combinedon a single base with oth di	463	1 758	65 623	298 236
9018490000	Oth instruments and appliances,used in dental sciences	23 802	105 651	155 990	964 193
9018500000	Oth ophthalmic instruments& appliances	3 291	43 643	1 341 335	12 022 823
9018902000	Intravenous administration set	62 396	1 146 420	1 347 012	17 329 964
9018903000	Electronic instruments and appliances,used in medical	744 728	8 682 484	6 820 171	48 205 473
9018909000	Other instruments and appliances,used in medical	166 980	2 544 850	7 099 268	67 758 596
9019101000	Electronic,mechano-therapy appliancesmassage,psycho aptitude-t	13 497	93 848	152 874	956 131
9019109000	Mechano-therapy appliance massage,psycho aptitude-test appara	36 636	546 454	390 412	4 706 272
9019200000	Ozone therapy,oxygen therapy, aerosoltherapy, artificial respiratic	95 381	1 147 510	7 933 765	25 355 310
9020000000	Breath appl,gas masks,excl protec maskshave neither mech part,rc	17 271	264 117	1 302 440	5 234 862
9021100000	Orthopaedic or fracture appliances	13 724	182 883	296 450	2 381 864
9021210000	Artificial teeth,orthopaedic appliances	0	1 169	0	245 623
9021290000	Dental fittings,orthopaedic appliances	8	890	2 442	336 329
9021310000	Artificial joints,orthopaedic appliances	385	3 539	236 683	2 287 334
9021390000	Other artificial parts of the body	203	2 674	367 448	1 294 476
9021400000	Hearing aids, excluding partsand accessories	905	13 234	856 585	15 648 733
9021500000	Pacemakers for stimulating heartmuscles,excluding parts& accesso	0	2	0	7 609
9021900000	Oth appl.which are worn/ carried/implanin the body,to compensat	25 813	196 581	8 435 642	97 606 971
9022120000	Computed tomography apparatus	6 256	172 222	789 233	9 696 279
9022130000	X-ray app for dental uses	2 909	6 894	345 662	592 041
9022140000	X-ray app for medical,surgical orveterinary uses	98 981	354 064	7 162 659	24 939 711
9022191000	X-ray app for the physical inspectionof solder joints on pcb/ pwb as	85 693	150 859	1 512 620	3 902 024
9022199000	X-ray For radiografi or radiotherapy apparatus	18 967	120 998	1 559 793	6 617 879
9022210000	Alpha,beta/ gamma radiations,for medicalsurgical,dental/ veterinar	22	23	9 710	11 981

I.3. IM POR M ENURUT KOM ODITI / IM PORT BY HS COM M ODITY
***** NOVEM BER / NOVEM BER 2014 *****

H S	Uraian Komoditi Commodity Description	Berat Bersih / Net Weight (Kg)		Nilai / Value C.I.F (US\$)	
		Bulan ini Current Month	Kumulatif Cum.Jan. to date	Bulan ini Current Month	Kumulatif Cum.Jan. to date
9022290000	Alpha,beta/ gamma radiations,forradiography or radiotherapy app	1 589	64 340	335 922	7 110 111
9022300000	X-ray tubes	16	3 677	8 160	1 230 389
9022901000	Parts&acc of x-ray app for the physicalinspection of solder joints o	148	7 558	74 402	1 367 278
9022909000	Part&acc oth of x-ray app for the physicinspection of solder joints	2 822	16 732	615 306	3 271 545
9023000000	Instruments app&model,for demonstrapurposes(in education/ exh	84 954	665 745	2 962 372	22 664 836
9024101000	Machines& appliances for testing metals,electrically operated	25 632	259 695	988 465	6 275 220
9024102000	Machines& appliances for testing metals,not-electrically operated	205	4 452	17 286	329 167
9024801000	Oth mach& appliances for testing wood,textiles,paper,plastics,elec	55 738	355 754	2 161 973	12 924 424
9024802000	Oth mach& appliances for testing wood,textiles,paper,plastic,not e	12 528	21 886	354 786	1 127 066
9024901000	Parts&acc for elect operated mach&appfor test mechanical prop	9 885	47 751	355 098	2 960 418
9024902000	Parts&acc for non elect operated mach&app for test mechan prop	871	4 259	68 834	369 919
9025110000	Thermometers&pyrometers,liquid filled,for direct reading	22 339	123 306	159 987	790 395
9025191100	Thermometers&pyrometers,elect operated,temperature gauges fr	8 554	100 853	338 711	1 975 704
9025191900	Thermometers&pyrometers,elect operated,oth temperature gaug	9 010	210 036	420 431	7 636 171
9025192000	Thermometers&pyrometers notelectrically operated	3 089	22 164	81 598	661 242
9025802000	Oth instruments of oth than thermometers&pyrometers, electrica	6 314	783 756	392 798	7 136 677
9025803000	Oth instruments of oth than thermometers&pyrometers, not elect	7 147	136 037	104 264	1 126 214
9025901000	Parts&aces of hidrometer,termometer/ similar instrument, electri	51 538	238 721	339 720	3 388 033
9025902000	Parts&aces of hidrometer,termometer/ similar instrument, non el	855	67 443	47 440	1 753 854
9026101000	Level gauges for motor vehicleselectrically operated	26 549	172 203	407 774	3 607 320
9026102000	Level gauges for motor vehiclesnot electrically operated	16 990	248 450	334 892	5 489 037
9026103000	Oth measuring/check the flow/ level of liquid, electrically operated	51 883	554 545	3 025 177	25 060 831
9026109000	Oth measuring/check the flow/ level of liquid,not electrically opera	38 884	603 581	2 054 245	14 541 021
9026201000	Presure gauges for motor vehicles,electrically operated	45 645	468 766	1 061 701	11 573 759
9026202000	Presure gauges for motor vehicles, not electrically operated	10 849	92 952	578 934	3 072 252
9026203000	Other measuring/ checking pressureinstruments, electrically opera	58 164	577 593	1 856 080	21 076 258
9026204000	Other measuring/ checking pressureinstruments,not electrically op	67 123	524 892	1 080 626	10 426 571
9026801000	Oth instruments/ app for measuring/checkthe flow/level/ press,ele	26 901	661 464	1 751 271	21 257 370
9026802000	Oth instruments/ app for measuring/check,flow/level/press,not elk	25 555	187 346	240 984	3 981 799
9026901000	Part&acc for electric operate instrument&app,measure/ check the	39 852	372 202	1 438 413	21 098 372
9026902000	Part&acc for non electric operate instru&app,measure/ check the f	9 554	1 395 195	584 538	16 580 150
9027101000	Gas/ smoke analysis apparatus, electrically operated	6 850	41 756	287 895	3 022 871
9027102000	Gas/ smoke analysis apparatus, not electrically operated	8 487	107 373	712 970	11 023 328
9027201000	Chromatographs&elektrophoresisinstruments, electrically operate	1 039	11 299	187 012	2 860 402
9027202000	Chromatographs&elektrophoresisinstruments,not electrically ope	125	669	27 696	134 640
9027301000	Spectro/ spectrophotometers& spectrograph use optic radiat,elect	19 285	108 643	1 551 613	11 895 309
9027302000	Spectro/ spectrophotometers& spectrograph use optic radiat,not e	4 249	25 046	972 801	6 319 810
9027501000	Oth instrum&app using optic radiations(uv, visible, ir),electrically c	5 062	77 899	1 207 779	13 470 782
9027502000	Oth instrum&app using optic radiations(uv, visible, ir),not electric	249	18 488	30 196	1 441 613
9027801000	Oth instruments&app,exposure meters	7 777	213 712	690 092	9 454 303
9027803000	Oth instruments&app oth thanexposure meters,electrically operat	209 149	274 861	2 139 256	13 969 277
9027804000	Oth instruments&app oth thanexposure meters,not electric opera	594	33 366	84 657	1 847 232
9027901000	Parts&acc incl pca of head 9027,oth thanfor gas/ smoke analysis ap	629	8 976	91 335	1 425 477
9027909100	Microtomes, electrically operated	15 890	55 245	1 095 540	2 348 784
9027909900	Microtomes,not electrically operated	4 572	68 052	549 396	6 903 294
9028101000	Gas meters of a kind mounted ingas containers	35 427	234 585	1 199 424	5 412 772
9028109000	Other gas meters	713	68 532	82 184	1 755 709
9028202000	Liquid meters, water meters	10 282	241 822	107 835	1 979 531
9028209000	Other liquid meters	1 619	13 925	66 207	479 957
9028301000	Electricity meters,kilowatt hour meters(kwh)	5 925	85 664	239 782	2 804 284
9028309000	Other Electricity meters	60 510	606 636	1 882 946	20 476 839
9028901000	Part&accessories,water meter housingsor bodies	37 528	985 709	318 896	6 886 222
9028909000	Part&accessories,oth water meterhousings or bodies	75 906	1 086 205	872 991	16 963 600
9029102000	Taximeters	717	6 393	16 317	65 927
9029109000	Mileometers, pedometers and the like	7 166	608 905	292 871	6 318 717
9029201000	Speedometer for motor vehicles	77 252	737 972	1 443 714	13 849 604
9029202000	Tachometers for motor vehicles	22 903	348 554	491 095	8 293 073
9029209000	Oth speed indicators&tachometers; stroboscopes	93 425	1 168 643	2 458 841	33 789 408
9029901000	Parts&acc of revolution counter&the likeor of stroboscopes of sub	20 359	192 725	207 841	3 129 708
9029902000	Parts and accessories of othergoods of speed indicators & tachom	139 549	1 752 414	3 901 145	49 912 141
9030100000	Instruments & apparatus for measuring/ detecting ionising radiati	21 907	51 110	1 280 054	5 735 182
9030200000	Oscilloscope and oscillographs	2 293	52 616	172 242	1 402 980
9030310000	Multimeters without a recording device	70 797	206 838	389 643	3 672 915
9030320000	Multimeters with a recording device	607	75 434	24 352	1 080 549

I.3. IM POR M ENURUT KOM ODITI / IM PORT BY HS COM M ODITY
***** NOVEM BER / NOVEM BER 2014 *****

H S	Uraian Komoditi Commodity Description	Berat Bersih / Net Weight (Kg)		Nilai / Value C.I.F (US\$)	
		Bulan ini Current Month	Kumulatif Cum.Jan. to date	Bulan ini Current Month	Kumulatif Cum.Jan. to date
9030331000	Instruments and apparatus for measuring/check voltage without a	14 699	99 488	332 565	5 206 900
9030332000	Impedance-measuring instruments& apparatus designed to provid	1 055	14 678	17 442	469 682
9030333000	Ammeters and voltmeters for motorvehicles without a record dev	3 114	103 321	11 769	325 079
9030339000	Oth instruments& apparatus for measuring/ check voltage without	19 830	283 101	214 451	7 025 020
9030390000	Oth Instruments& apparatus for measuring/ check voltage with a re	7 924	64 458	394 777	3 140 078
9030400000	Other instruments and apparatus,designed for telecommunication	371	48 433	258 776	4 908 241
9030821000	Wafer probers for measuring/ checksemiconductor wafers	13	1 562	1 173	52 834
9030829000	Oth instrum& app for measuring/ check semiconductor wafer/ devic	1 016	20 028	73 530	3 419 825
9030841000	Instruments & app with a recording formeasure/ check elect quant	1 047	46 428	85 364	2 416 799
9030849000	Oth instru& app with a record for measure,check electrical quantiti	4 850	68 724	105 864	2 003 377
9030891000	Instru& app,w/o recording device for goods other than subheading	12	8 046	849	212 964
9030899000	Oth instruments & apparatus,withoutrecording device	13 141	506 708	455 096	9 036 221
9030901000	Parts& accessories incl pca of goodsgoods of subhead 903040 & 90	10 179	56 828	330 788	4 421 939
9030903000	Parts& acc of optic instrum& appliance formeasuring/ check pcb/pw	438	10 735	144 990	2 058 680
9030904000	Parts& acc of instrum& app for measure/ check elect quantities on p	9 607	17 057	277 178	1 455 214
9030909000	Other parts& accessories ofgoods of head 9030	8 318	1 128 838	353 606	22 856 601
9031101000	Machines for balancing mechanical parts,electrically operated	8 327	544 011	131 771	10 229 117
9031102000	Machines for balancing mechanical parts,not electrically operated	2 324	25 040	34 824	889 456
9031201000	Test benches, electrically operated	810	203 935	92 127	8 327 412
9031202000	Test benches,not electrically operated	4 953	27 391	171 468	1 692 945
9031410000	Oth optic instrum& appl for inspect semiconduct wafer/ device/phc	5 683	14 551	274 411	923 020
9031491000	Optic instrum& appl for measur surfaceparticulate contamination,s	713	12 264	96 114	1 194 344
9031492000	Optical error verification&repair appfor pca/pwb and pca	0	12	0	1 552
9031493000	Optical instrum& appl for measuring/ checking pcb/ pwb&pca	27	6 441	6 961	748 490
9031499000	Other optical instruments andappliances for other purposes	15 477	193 871	1 394 844	13 527 416
9031801000	Cable tester	8 361	51 970	439 278	4 331 227
9031809000	Oth instruments,appliances and machines,other cable tester	326 254	2 927 950	15 887 739	134 179 160
9031901100	Parts& acc incl pca of optical instrum& appl,inspect semicon wafer,	1 053	37 932	174 186	1 836 028
9031901200	Parts& acc of optic error verif& repairapparatus for pcb/ pwb&pca	200	2 057	27 057	367 452
9031901300	Parts& acc of oth optic instruments& appl,measuring/ chek pcb/pwl	3 927	47 162	104 932	1 896 868
9031901900	Oth parts& acc oth than inspect wafer/ repair/ measure pcb,pwb,pw	11 407	277 214	727 881	14 373 670
9031902000	Oth part& acc for measure/ chek instrumentappliance& mach,not e	375	31 869	76 971	1 516 509
9032101000	Thermostats, electrically operated	124 914	1 274 677	1 745 722	21 878 249
9032102000	Thermostats, not electrically operated	7 104	96 436	123 125	1 389 199
9032201000	Manostats, electrically operated	70 645	94 800	319 118	1 135 519
9032202000	Manostats, not electrically operated	1 253	47 868	21 750	347 259
9032810000	Hydraulic or pneumatic	28 329	758 708	592 142	8 294 314
9032891000	Instru& app,automatic data process machfor controll,cargo handlir	95 385	1 231 164	1 878 836	27 877 544
9032892000	Automatic instrum& app for controllchem/ elec-chem solutions in p	637	13 504	9 365	344 831
9032893100	Automatic regulating voltage units(stabilizers),electrically operate	149 560	1 155 612	268 745	2 636 502
9032893900	Instrument& apparatus oth than(stabilizers),electrically operated	50 756	882 516	2 187 414	31 836 189
9032899000	Oth automatic regulating/ controllinstrum& app not electrically ope	316 897	3 263 946	13 494 341	134 275 028
9032901000	Parts& accessories of automatic dataprocess mach,cargo handl syt	65	2 494	8 645	215 080
9032902000	Part& acc automatic instr& app, controllchem/ elec-chem solutions	1	781	174	21 688
9032903000	Part & acc automatic, regulating/ controllinstruments& apparatus,el	55 325	239 568	786 852	3 852 892
9032909000	Part& acc automatic, regulating/ controllinstruments& apparatus,nc	51 092	687 451	2 552 418	30 694 971
9033001000	Parts& acc for mach,appl,instrum ofchap 90 for electric operated e	26 113	337 515	663 396	9 867 554
9033002000	Parts& acc for mach,appl,instrum ofchap 90 for not electric operat	40 786	320 782	503 655	7 616 900
9101110000	Wrist-watch of metal,w/not stopwatchw/ mech display only,elect	0	761	0	575 958
9101190000	Wrist-watch of metal,w/not stopwatchoth w/ mech display only,e	4	1 303	404	524 636
9101210000	Oth wrist-watch,whether/not stopwatchw/ automatic winding of r	0	27	0	36 576
9101290000	Oth wrist-watch,whether/not stopwatchoth than automatic windi	12 647	33 241	56 040	352 824
9101910000	Pocket-watch& oth watch inc stopwatch ofmetal or precious metal	0	861	0	1 361
9101990000	Pocket& oth watch inc stopwatch of metal/of w/ precious metal,n	3 248	25 889	37 513	599 346
9102110000	Wrist-watch,whether/not stopwatchw/ mech display only,elect op	22 392	196 692	2 533 072	17 694 817
9102120000	Wrist-watch,whether/not stopwatchw/ opto-elect display only,ele	417	3 540	62 186	510 881
9102190000	Wrist-watch,whether/not stopwatchoth than mech&opto,elect op	92 119	1 105 574	513 332	3 812 113
9102210000	Oth wrist-watch,whether/not stopwatchw/ automatic winding	747	7 978	266 078	1 616 442
9102290000	Oth wrist-watch,whether/not stopwatchoth than automatic windi	26 325	668 239	556 463	7 084 881
9102911000	Stop-watches, electrically operated	1 748	21 080	8 538	97 061
9102919000	Pocket-watch& oth watch, electricallyoperated	424	20 605	9 087	726 563
9102990000	Pocket-watch& oth watch inc stopwatchnot electrically operated	45 505	592 374	108 398	8 206 978
9103100000	Clocks with watch movements,excl clocks ofh9104 elect operated	729	1 494	1 433	2 341
9103900000	Clocks with watch movements,excl clocks ofh9104 not elect opera	1 433	66 523	1 480	270 760

I.3. IM POR M ENURUT KOM ODITI / IM PORT BY HS COM M ODITY
***** NOVEM BER / NOVEM BER 2014 *****

H S	Uraian Komoditi Commodity Description	Berat Bersih / Net Weight (Kg)		Nilai / Value C.I.F (US\$)	
		Bulan ini Current Month	Kumulatif Cum.Jan. to date	Bulan ini Current Month	Kumulatif Cum.Jan. to date
9104001000	Instrument panel clocks & clocks of a similar type, for vehicles	1 969	21 579	113 444	1 295 451
9104002000	Instrument panel clocks & clocks of a similar type, for aircraft	0	5	0	6 492
9104003000	Instrument panel clocks & clocks of a similar type, for vessels	0	1 166	0	3 114
9104009000	Instrument panel clocks & clocks of a similar type, for spacecraft	0	1 154	0	508 675
9105110000	Alarm clocks, electrically operated	4 816	71 464	37 705	479 056
9105190000	Alarm clocks, not electrically operated	633	365 250	4 638	864 345
9105210000	Wall clocks, electrically operated	35 555	265 802	126 663	1 082 190
9105290000	Wall clocks, not electrically operated	2 518	203 230	12 071	668 191
9105911000	Marine chronometers, electrically operated	0	278	0	1 103
9105919000	Oth clocks, oth than Marine chronometers electrically operated	3 634	26 561	11 218	71 339
9105991000	Marine chronometers, not electrically operated	0	300	0	477
9105999000	Oth clocks, oth than Marine chronometers not electrically operated	11 987	135 152	15 980	669 236
9106100000	Time-registers, time-recorders	2 751	67 372	10 975	587 716
9106901000	Parking meters	408	24 300	1 880	134 979
9106909000	Oth time of day recording & measuring appoth than parking meter	24 770	150 499	270 851	1 806 509
9107000000	Time switches with clock/ watch movement/ with synchronous mot	46 981	409 172	497 498	3 545 234
9108110000	Watch move comp & assem w/ mechanical display only, electrically	90	158	444	4 373
9108120000	Watch move comp & assem w/ opto elect display only, electrically c	0	17	0	6 533
9108190000	Watch move comp & assem oth than mechanical, opto-elect, elect o	127	216	26 310	32 308
9108900000	Oth watch movements complete and assembled	782	12 621	1 638	54 752
9109100000	Clock movements, complete and assembled, electrically operated	7 345	64 880	44 690	315 857
9109900000	Clock movements, complete and assembled, not electrically operat	7 700	27 344	9 188	79 014
9110110000	Complete movements, unassem/ partly assem (movement sets) of \	14 434	106 331	35 495	545 906
9110120000	Incomplete movements, assembled of watches	0	14 674	0	32 156
9110190000	Rough movements of watches	0	712	0	1 280
9110900000	Oth complete watch or clock movements	0	49 805	0	68 331
9111100000	Watch cases of precious metal/ of metal clad with precious metal	0	8	0	4 282
9111200000	Watch cases of base metal, whether or not gold/ silver-plated	400	612	4 516	8 141
9111800000	Other watch cases	17	6 658	168	15 626
9111900000	Parts of watch cases	11	237	3 641	9 906
9112200000	Clock cases and cases of a similar type for other goods of this chap	4 256	63 160	15 879	186 461
9112900000	Part of clock cases & cases of a similar type for other goods of this c	0	2 432	0	16 382
9113100000	Watch straps, bands & bracelets of precious metal/ of metal clad w/	2 473	13 156	28 760	170 534
9113200000	Watch straps, bands & bracelets of base metal, whether or not gold/ :	6	585	801	31 964
9113900000	Oth watch straps, bands & bracelets and parts thereof	4 579	43 623	42 505	483 852
9114100000	Springs, including hair-springs of clock or watch parts	10	1 378	489	40 915
9114300000	Dials of clock or watch parts	1 355	12 742	5 429	32 110
9114400000	Plates and bridges of clock/ watch parts	182	12 398	5 552	116 711
9114900000	Oth clock or watch part oth than spring, hair springs, dials, plate & br	6 074	94 265	82 109	329 686
9201100000	Upright pianos	9 419	135 809	24 598	307 209
9201200000	Grand pianos	9 544	46 732	107 029	582 913
9201900000	Oth pianos, incl automatic pianos, harpsichord & oth keybrd string in:	38 129	288 750	37 392	382 426
9202100000	String musical instrument (violins, harps), played with a bow	4 433	29 182	80 269	471 867
9202900000	Oth string musical instruments (guitars) not played with a bow	27 157	230 451	378 481	3 051 736
9205100000	Brass-wind instruments	14 130	37 300	233 261	613 538
9205901000	Keyboard pipe organ, harmonium & similar keyboard instruments w/	9 146	129 590	24 820	250 285
9205909000	Other wind musical instruments	57 327	828 355	116 131	1 755 312
9206000000	Percussion musical instruments (exp. drm, xylophones, cymbals, cast	55 212	829 071	213 332	3 242 236
9207100000	Keyboard instruments, oth than accordions	62 763	334 609	995 163	3 651 479
9207900000	Oth musical instruments, the sound is produced must be amplified,	7 633	212 957	41 886	1 147 483
9208100000	Musical boxes	3 307	68 491	41 078	534 550
9208901000	Decoy calls, whistles, call horns & oth mouth blown sound signalling	372	22 384	311	149 365
9208909000	Fairground, mech street organ, sing bird, musical saw, oth musical in	1 195	20 175	8 401	77 984
9209300000	Musical instrument strings	15 997	202 950	253 570	3 301 569
9209911000	Part & accessories, strung backs, keyboards & metal frames for uprig	106 028	1 972 384	151 529	3 669 872
9209919000	Other parts and accessories for pianos	446 806	6 422 227	3 902 186	54 167 271
9209920000	Parts & accessories for the musical instrument of string musical ins	55 765	933 626	1 328 386	14 182 128
9209940000	Parts & acc, the music instrument of sound of which is prod/ must be	197 782	2 364 167	3 634 798	45 346 551
9209990000	Parts & accessories for oth musical instruments	80 591	703 072	2 148 146	23 532 578
9301100000	Artillery weapons (guns, howitzer & mortars)	47	208 699	15 344	94 306 873
9301200000	Rocket launchers; flame-throwers; grenade launchers; torpedo tubes &	0	970	0	79 022
9301900000	Oth military weapons, oth than revolvers, pistols & the arms of sea	1 680	559 840	1 762 462	214 045 457
9302000000	Revolvers and pistols, other than those of heading 9303/9304	756	8 418	571 524	7 257 458
9303900000	Oth firearm & similar device which operate by the firing of an explo:	52	14 605	4 152	3 359 721

I.3. IM POR M ENURUT KOM ODITI / IM PORT BY HS COM M ODITY
***** NOVEM BER / NOVEM BER 2014 *****

H S	Uraian Komoditi Commodity Description	Berat Bersih / Net Weight (Kg)		Nilai / Value C.I.F (US\$)	
		Bulan ini Current Month	Kumulatif Cum.Jan. to date	Bulan ini Current Month	Kumulatif Cum.Jan. to date
9304001000	Air guns,operating at pressureof less than 7 kg	0	69	0	4 799
9304009000	Oth arms(spring,air/ gas guns&pistols)excluding those of heading 9	2 774	5 282	525 173	780 571
9305100000	Parts and accessories of revolvers orpistols	10	98	26	32 556
9305200000	Parts and accessories of shotguns orrifles of heading 9303	0	2 521	0	787 654
9305911000	Parts&accessories of military weapons of heading 9301 of leather/	0	102	0	56 375
9305919000	Parts&acc of military weapons of head 9301,of oth than leath/tex	0	1 696	0	1 368 517
9305991100	Part&acc of goods of oth arm of head 93040090 of leather/textile	0	0	0	0
9305991900	Part&acc of goods of oth arm of head 93040090 of oth than leath	788	2 344	412 691	450 461
9305999900	Parts and accessories of revolver&pistolof heading 9302 of oth lea	0	4 417	0	469 534
9306210000	Cartridges	735	30 766	146 762	8 383 934
9306290000	Parts of cartridges, gun pellets	1 401	36 499	49 279	3 695 022
9306301900	Oth cartridges oth than 22 calibrecartridges of heading 9302	0	3 215	0	148 946
9306302000	Cartridges for riveting/similar tool/ forcaptive-bolt humane killer&l	0	111	0	11 693
9306309900	Oth cartridges oth than 22 calibrecartridges of oth heading 9302	208	706	38 633	152 711
9306900000	Bombs,grenades,torpedoes,mines,missiles,similar munitions of wa	16 801	201 433	281 465	24 153 475
9401100000	Seats of a kind used for aircraft	1 930	38 928	42 515	1 954 168
9401201000	Seats of a kind used for motor vehiclesof heading 8702/8703/8704	35 999	242 455	739 373	4 275 528
9401209000	Seats of a kind used for motor vehiclesoth than of heading 8702/8	34 888	153 860	175 580	1 227 826
9401300000	Swivel seats with variable heightadjustment	508 482	4 703 550	1 661 308	14 870 976
9401400000	Seats oth than garden seats/ campingequipment,convertible into	129 071	680 751	465 501	2 148 773
9401510010	Seat of rattan	0	1 903	0	7 079
9401510020	Seat of bamboo	4 139	5 583	4 384	7 979
9401590000	Seat of cane,osier or similar material	55	21 180	313	92 593
9401610000	Oth seats,with wooden frames,upholstered	606 852	4 770 578	2 250 508	17 759 470
9401690010	Oth seats,with wooden frames,combinedwith rattan	0	2 176	0	8 622
9401690090	Oth seats,with wooden frames,combinedwith other than rattan	77 629	500 982	331 913	2 154 250
9401710000	Other seats, with metal frames, upholste	806 824	6 994 787	2 087 378	20 041 183
9401790010	Other seats, with metal frames,combinedwith rattan	5 748	16 817	8 800	45 764
9401790090	Other seats, with metal frames,combinedwith other than rattan	505 433	5 606 176	976 020	12 137 540
9401800000	Oth seats(oth than those of head 9402)	519 363	3 283 541	1 137 388	10 524 603
9401901000	Parts of aircraft seats (head 94011000)	32 514	261 888	183 058	642 186
9401903100	headrest stiffeners for seats ofsubheading 94012010,	36 238	324 877	531 572	3 749 409
9401903900	Parts of other seats	810 737	9 186 441	6 336 536	71 272 889
9401904000	Parts of seats of subheading 94013000	116 121	742 059	239 602	2 748 797
9401909200	Parts of seats of plastics	157 158	3 099 951	150 212	2 971 239
9401909900	Parts of seats of other than plastics	637 050	6 850 921	1 997 799	21 763 388
9402101000	Medis furniture,dentists chair & partsthereof	44 703	309 748	561 842	3 785 897
9402103000	Medis furniture,barbers chairs&similarchairs thereof & thereof	27 560	208 955	95 714	601 065
9402109000	Other dentists,barbers or similar chairsof medis furniture	7 005	71 960	15 110	484 760
9402901000	Furniture designed for medical,surgical/ veterinary purposes&part	271 351	1 137 624	2 060 609	10 351 180
9402909000	Oth furniture designed for medical,surgical/ veterinary purpose&p	23 379	216 237	339 634	1 631 414
9403100000	Metal furniture of a kind used in office	759 887	7 187 488	1 785 338	14 401 958
9403201000	Oth metal furniture, fume cupboard	265 683	1 486 364	523 607	2 937 940
9403209000	Oth metal furniture, other thanfume cupboards	1 399 136	22 111 857	2 265 949	33 150 001
9403300000	Wooden furniture of a kindused in offices	501 944	5 085 094	810 193	8 611 410
9403400000	Wooden furniture of a kind usedin the kitchen	144 005	1 603 009	113 826	2 079 309
9403500000	Wooden furniture of a kind usedin the bedroom	725 048	10 282 871	1 011 311	15 849 330
9403601000	Oth wooden furniture,fume cupboard	43 288	132 565	70 252	254 297
9403609000	Oth wooden furniture,oth thanfume cupboard	1 506 286	14 503 299	2 783 845	26 315 686
9403701000	Furniture of plastics for baby walker	587	87 154	3 769	213 029
9403702000	Furniture of plastics for fume cupboard	66	7 805	379	108 124
9403709000	Furniture of plastics oth than forbaby walker,fume cupboard	202 564	3 180 686	499 586	7 777 828
9403810010	Bedroom, dining room or living room setsof rattan	0	202	0	2 995
9403810020	Bedroom, dining room or living room setsof bamboo	0	19 112	0	54 416
9403810030	Furniture,of kind used in parksgardens/ vestibules of rattan/bamb	0	860	0	969
9403810090	Other furniture of bamboo or rattan	765	5 257	2 911	23 198
9403891000	Other furniture of other materials,fume cupboards	2 345	14 248	4 749	44 049
9403899010	Bedroom, dining room/ livingroom sets of other materials	31 879	599 476	22 311	600 038
9403899020	Oth furniture of a kind used in parks,garden/ vestibules of oth mat	0	1 325	0	2 463
9403899090	Other furniture of cane, osier, bambooor similar materials	53 425	307 444	100 532	531 764
9403901000	Part of baby walkers of furnitureof platic (sub heading 94037010)	230	7 995	3 234	144 241
9403909000	Parts of other furniture	486 741	5 119 150	1 384 756	12 908 828
9404100000	Mattress supports	20 571	573 326	51 657	1 275 890
9404210000	Mattresses of cellular rubber orplastics, whether or not covered	21 175	298 848	77 630	1 104 357

I.3. IM POR M ENURUT KOM ODITI / IM PORT BY HS COM M ODITY
***** NOVEM BER / NOVEM BER 2014 *****

H S	Uraian Komoditi Commodity Description	Berat Bersih / Net Weight (Kg)		Nilai / Value C.I.F (US\$)	
		Bulan ini Current Month	Kumulatif Cum.Jan. to date	Bulan ini Current Month	Kumulatif Cum.Jan. to date
9404291000	Mattress springs of other materials	76 606	717 024	311 973	3 112 883
9404292000	Mattress of hyperthermia orhyphothermia type of oth materials	0	10 127	0	23 352
9404299000	Mattress of other materials	136 287	2 116 749	188 627	3 604 589
9404300000	Sleeping bags	6 289	36 456	59 109	287 460
9404901000	Quilts,bedspreads & mattress protectors	28 164	234 317	61 093	573 572
9404909000	Other articles of bedding&similar furnishing	88 330	1 059 294	634 211	5 283 257
9405102000	Lamps for operating rooms	5	2 871	1 478	56 005
9405103000	Spotlight	117 070	779 821	294 235	2 417 987
9405104000	Fluorescent lamps and lighting fittings	141 313	1 770 443	1 060 620	12 446 667
9405109000	Oth chandeliers&oth elec ceiling/ walllighting fitting	369 861	1 858 767	2 418 076	17 461 639
9405201000	Lamps for operating rooms	6 686	43 328	524 802	2 535 419
9405209000	Lamps of electric table,desk, bedside/ floor-standing lamps	150 571	1 816 388	633 862	6 786 233
9405300000	Lighting sets of a kind used forchristmas trees	7 365	198 343	11 390	515 624
9405402000	Searchlights	10 078	123 065	31 180	644 044
9405404000	Oth. electr lamps of spotlights	74 858	703 172	792 517	5 627 498
9405405000	Oth electr lamps,of a kind used forlighting public openspace/ thoro	244 801	2 142 882	4 031 003	27 466 003
9405406000	Other exterior lighting	19 504	438 273	93 891	2 530 857
9405407000	Non-flashing aerodrome beacons;lamps forrailwayloc.aircraft,ship	7 564	112 637	42 748	808 158
9405408000	Pilot lamp with fitting for electro-thermic domestic applic of headi	2 312	24 726	45 937	235 277
9405409100	Fibre optic headband lamps of kinddesigned for medical use	0	1 329	0	54 663
9405409900	Other lighting fittings	396 325	2 349 916	2 185 666	15 465 917
9405501100	Non elect. Lamps of oil-burning, of brasfor religious rites	98	48 280	116	39 078
9405501900	Other non elect. Lamps of oil-burning	2 014	262 397	10 272	960 822
9405504000	Hurricane lamps	3 214	24 474	6 674	67 332
9405509010	Non elect lighting fittings of plastics,stone, ceramics, glass	1	8 411	3	55 189
9405509090	Other non elect lighting fittings	20 220	157 367	39 287	665 016
9405601000	Warning signs, street name signs, road & traffic signs	3 174	46 464	57 826	416 433
9405609000	Others illuminated signs	41 557	471 384	1 104 423	6 639 143
9405911000	Parts of glass for lamps for operatingroom	0	2	0	20
9405912000	Parts of glass for spotlights	1 823	3 690	36 800	86 416
9405914000	Parts of globes and chimneys	0	15 201	0	40 931
9405915000	Parts of glass for searchlights	0	512	0	16 331
9405919000	Other parts of glass	277 936	1 559 051	1 385 321	5 365 682
9405922000	Parts of plastics for spotlights	803	15 081	24 620	64 049
9405923000	Parts of plastics for searchlights	0	33	0	3 832
9405929000	Other parts of plastics	51 906	397 272	199 555	2 218 690
9405991000	Parts Lampshades of textile material	439	12 862	2 813	125 432
9405992000	Parts Lampshades of other material	10 496	186 343	51 334	1 014 296
9405993000	Parts of lamp of subheading 9405.50.11or 9405.50.19	455	16 565	4 330	1 699 260
9405994000	Parts for searchlghts or spotlights	923	30 921	19 334	179 927
9405999000	Other parts	208 147	1 680 437	469 220	9 888 888
9406001100	Greenhouses fitted with mechanical/thermal equipment of plastic	36 406	41 482	17 959	27 879
9406001900	Greenhouses fitted with mechanical/ thermal equipment oth plasti	34 340	619 906	72 629	1 892 916
9406009200	Other prefabricated buildings of wood	138	106 121	781	307 557
9406009400	Other prefabricated buildings of iron/ steel	2 504 471	21 777 937	5 065 165	52 370 450
9406009500	Oth prefabricated buildings of plastics/ of aluminium	70 039	631 173	57 155	2 225 400
9406009600	Oth prefabricated buildings of concrete/ of artificial stone	0	72	0	176
9406009900	Oth prefabricated buildings oth of wood,iron, plastics, aluminium,	1 341 629	20 746 169	2 560 818	35 603 667
9503001000	Tricycles, scooters, pedal cars andsimilar wheeled toys; dolls carri	132	1 469 946	427	4 635 953
9503002100	Dolls, whether/ not dressed	4 942	251 104	109 870	1 496 581
9503002200	Garments and garments accessories;footwear and headgear of do	2 526	22 205	56 384	654 025
9503002900	Other parts and accessories for dolls	37 812	148 527	248 400	2 607 063
9503003000	Electric trains toys, includ tracks,signals and other accessories ther	6 270	198 208	120 716	1 315 047
9503004010	Reduces size model aircraft assemblykits, working or not	2 138	38 499	58 428	601 901
9503004090	Oth reduced size ("scale") models andsimilar recreational models	58 868	1 093 114	1 090 067	14 068 207
9503005000	Other construction sets & constructionaltoys, of materials other tf	25	764	862	6 749
9503006000	Stuffed toys representing animals ornon-human creatures	4 267	68 636	69 563	917 139
9503007000	Puzzles of all kinds	236	42 098	1 413	294 314
9503009100	Numerical/ alphabetical/ animal blocks orcut-out; word builders/ m.	800	198 228	13 582	895 999
9503009200	Skipping ropes	0	13 560	0	53 073
9503009300	Marbles	143 396	4 117 845	28 431	1 099 486
9503009900	Other toys or parts	191 650	5 244 274	2 433 103	31 705 254
9504202000	Tables for billiards of all kinds	0	54 725	0	57 226
9504203000	Billiard chalks	0	8 101	0	29 374

I.3. IM POR M ENURUT KOM ODITI / IM PORT BY HS COM M ODITY
***** NOVEM BER / NOVEM BER 2014 *****

H S	Uraian Komoditi Commodity Description	Berat Bersih / Net Weight (Kg)		Nilai / Value C.I.F (US\$)	
		Bulan ini Current Month	Kumulatif Cum.Jan. to date	Bulan ini Current Month	Kumulatif Cum.Jan. to date
9504209000	Oth articles & accessories for billiardsof all kinds	1 113	269 029	1 279	277 335
9504301000	Pintables or slot machines, operated bycoins and by oth means of	0	28 484	0	111 485
9504302000	Parts of oth games of wood, paper orplastics	0	15	0	479
9504309000	Other games, operated by coins and byoth means of payment	116 282	1 023 630	1 184 429	8 215 826
9504400000	Playing cards	275 336	4 175 193	143 855	2 261 797
9504500000	Video games consoles and machines,oth than those sub heading 9	11 190	258 557	50 418	2 647 905
9504901000	Bowling requisites of all kind	0	25 772	0	17 820
9504902000	Darts and parts and accesories therefor	260	138 633	493	90 198
9504903100	Tables designed fo use with casino game	0	3	0	204
9504903900	Other gambling equipment & paraphernaliaequipment	2 595	75 701	3 382	33 098
9504909200	Tables designed for game of wood/plasticnot gambling equipment	4 400	19 816	12 654	43 805
9504909300	Tables designed for games not of wood/plastics, not gambling equ	5 092	37 981	20 024	157 288
9504909400	Other table disigned for games of wood/plastics	0	60 238	0	61 131
9504909900	other table designed for games not wood/plastics	10 740	227 208	62 705	588 622
9505100000	Articles for christmas festivities	52 153	897 217	267 737	3 691 523
9505900000	Festive,carnival/oth entertn.articlesincl conjuring tricks & novelty j	114 805	899 648	227 553	1 853 830
9506110000	Skis of snow-skis	0	2	0	83
9506190000	Other snow-ski equipment	4 279	62 612	19 510	293 294
9506210000	Sailboards	1 388	7 339	6 489	37 975
9506290000	Oth water-skis, surf-boards, sailboards& oth water-sport equipme	11 993	134 720	32 920	1 329 144
9506310000	Golf clubs, complete	6 167	58 463	296 597	3 438 139
9506320000	Balls for golf	3 593	52 497	46 262	821 773
9506390000	Other golf equipment	7 087	31 731	9 963	137 525
9506401000	Tables tennis	226 769	1 116 897	254 548	1 705 327
9506409000	Oth articles & equip for table-tennis	21 644	338 266	251 261	1 171 834
9506510000	Lawn-tennis rackets, whether/not strung	6 909	41 790	112 264	1 064 463
9506590000	Badminton or similar rackets, whether/not strung	24 371	637 527	103 621	2 029 411
9506610000	Lawn-tennis balls	28 041	120 802	27 907	305 874
9506620000	Inflatable balls	22 537	357 147	263 487	3 409 180
9506690000	Other balls	8 873	193 144	41 520	675 185
9506700000	Ice skates & roller skates, incl skatingboots with skates attached	57 885	340 220	70 452	854 537
9506910000	Artic and equip for general physicsexercise, gymnastics or athletic	469 089	7 498 833	1 585 435	24 732 801
9506990010	Bows and arrows for archery; crossbows	6	2 334	274	32 535
9506990020	Nets, cricket pads and shin guards	1 430	125 607	3 268	387 491
9506990030	Shuttlecocks	8 915	58 465	34 346	264 770
9506990090	Other articles and equipment for generalphysical exercise	92 403	896 644	240 143	4 202 367
9507100000	Fishing rods	34 531	726 551	302 512	4 224 594
9507200000	Fish-hooks, whether/not snelled	47 690	808 317	212 721	3 812 615
9507300000	Fishing reels	48 877	584 703	126 426	2 123 047
9507900000	Oth fishing rods,hooks/ reels,oth heading92.08/97.05	13 936	132 203	121 863	1 374 592
9508100000	Travelling circuses and travellingmenageries	0	8 990	0	59 962
9508900000	Roundabouts,swings,shooting galleries& oth fairground amusemer	32 347	762 160	150 606	5 507 313
9601901010	Worked mother-of pearl/ tortoise- shell & articles of the foregoing	0	225	0	49 426
9601901090	Other worked mother-of pearl/ tortoise-shell & articles of the fore	400	800	13 500	29 056
9601909900	Other ornamental article	2	127	41	4 678
9602001000	Gelatin capsules for pharmaceuticalproducts	6 191	81 353	202 095	2 267 807
9602002000	Cigar/ cigarette cases, tobacco jars andhousehold ornamental artic	1 674	1 674	10 761	10 761
9602009000	Oth worked veget/ minerl carving material&articles of these mater	1 879	57 851	20 254	278 907
9603101000	Brushes consisting of twig/ oth vegetablematerials bound together	47 491	289 850	78 434	520 457
9603102000	Brooms consisting of twig/ oth vegetablematerials bound together	0	63 643	0	49 480
9603210000	Tooth brushes, incl dental-plate brushes	238 531	1 958 066	1 983 823	16 100 538
9603290000	Shaving brushes,hair brush,nail brush,eyelash & oth brush for use c	31 919	375 588	190 330	2 027 845
9603300000	Artists' brushes,writing brush & similarbrushes for the application c	29 633	487 792	293 370	2 963 032
9603400000	Paint,distemper, varnish/ similar brushes oth than 9603.30; Paint p	403 259	3 665 585	588 929	5 073 685
9603500000	Oth brushes constituting part of machine, appliances or vehicles	50 009	460 429	298 658	3 366 164
9603901000	Prepared knots and tufts for broom orbrush making	51 852	553 447	97 314	717 348
9603902000	Hand-operated mechanical floor sweepers,not motorised	22 214	301 276	88 125	1 028 374
9603904000	Other brushes	257 514	2 193 385	426 568	4 405 021
9603909000	Mops and feather dusters; squeegees (oththan roller squeegees)	555 091	7 645 994	1 184 184	16 397 372
9604001000	Hand sieves and hand riddles of metal	3 818	18 885	12 572	67 202
9604009000	Hand sieves and hand riddles of othermaterial	11 752	31 244	19 883	100 282
9605000000	Travel sets for personal toilet, sewingor shoe or clothes cleaning	4 697	66 498	14 110	338 536
9606101000	Press-fasteners, snap-fasteners andpress-studs and part therefor c	23 585	164 016	211 019	2 578 950
9606109000	Press-fasteners, snap-fasteners andpress-studs and part therefor c	71 406	679 736	914 833	8 430 952

I.3. IM POR M ENURUT KOM ODITI / IM PORT BY HS COM M ODITY
***** NOVEM BER / NOVEM BER 2014 *****

H S	Uraian Komoditi Commodity Description	Berat Bersih / Net Weight (Kg)		Nilai / Value C.I.F (US\$)	
		Bulan ini Current Month	Kumulatif Cum.Jan. to date	Bulan ini Current Month	Kumulatif Cum.Jan. to date
9606210000	Buttons of plastics, not covered with textile material	142 725	1 963 563	2 568 002	29 596 162
9606220000	Buttons of base metal, not covered with textile material	62 548	1 079 226	1 358 042	17 312 503
9606290000	Other buttons	142 445	1 124 302	1 307 463	12 952 366
9606301000	Button moulds & other parts of buttons; button blanks, of plastics	3 686	35 823	74 195	822 433
9606309000	Button moulds & other parts of buttons; button blanks, of other m	2 715	81 625	64 718	981 311
9607110000	Slide fasteners fitted with chain scoop of base metal	82 581	1 383 533	1 261 945	18 858 551
9607190000	Other slide fasteners	373 943	4 194 311	3 614 230	49 512 089
9607200000	Parts of slide fasteners	237 557	3 306 921	1 413 332	22 529 268
9608101000	Ball point pens of plastics	40 128	782 382	152 235	2 525 817
9608109000	Ball point pens of other material Oth. ball point pens of plastics	156 452	2 099 824	517 746	5 175 904
9608200000	Felt tipped & other porous-tipped pens and markers	61 171	830 047	225 485	2 338 866
9608301000	Indian ink drawing pens	43 531	60 346	58 550	82 335
9608309000	Oth fountain pens, stylograph pens and other pens	39 258	1 667 546	49 744	3 083 311
9608400000	Propelling or sliding pencils	16 570	271 708	67 015	905 507
9608500000	Sets of articles from two or more of the foregoing subheadings	17 474	159 436	52 525	285 048
9608601000	Refills for ball point pens, comprising the ball point & ink-reservoir c	2 540	75 188	14 691	284 330
9608609000	Refills for ball point pens, comprising the ball point & ink-reservoir c	15 805	180 615	117 004	1 762 942
9608919000	Pen nibs and nib points of oth material	16 587	231 907	291 770	2 723 507
9608991000	Duplicating stylos	695	7 910	2 002	23 845
9608999100	Parts of ball point pens of plastics	26 453	587 727	82 262	1 397 354
9608999900	Penholders, pencil-holders & similar holder; parts of ball point of oth	80 435	572 040	574 893	4 141 143
9609101000	Black pencils, with lead encased in a rigid sheath	83 575	1 126 201	82 986	2 288 245
9609109000	Crayons & oth pencils with lead encased in a rigid sheath	155 189	1 308 226	345 681	3 070 002
9609200000	Pencil leads, black or coloured	141 291	1 327 857	1 068 066	7 261 698
9609901000	State pencils for school slates	69	137 463	436	563 054
9609903000	Pencils & crayons other than those of subheading 9609.10	22 810	673 591	26 916	1 058 050
9609909100	Writing or drawing chalks	454	23 241	1 105	42 913
9609909900	Pastels, drawing charcoals, tailors' cha and other pencils	45 868	723 298	102 906	1 424 745
9610001000	School slates, with writing or drawing surfaces	390	25 874	760	73 082
9610009000	Boards and oth slates, with writing or drawing surfaces	32 491	256 782	78 649	698 747
9611000000	Date, seal/numbering stamps & the like, in the hand operatd; hand	4 244	160 486	38 579	960 427
9612101000	Ribbons of textile fabric	31 252	181 363	391 698	2 204 478
9612109000	Ribbons of other materials or similar ribbons	58 666	995 152	574 733	12 406 772
9612200000	Ink-pads	13 928	114 492	391 462	819 594
9613101000	Pocket lighters, gas fuelled, non-refillable of plastics	910 158	8 594 105	1 271 160	15 562 052
9613109000	Pocket lighters, gas fuelled, non-refillable of other materials	0	28 300	0	63 320
9613201000	Pocket lighters, gas fuelled, refillable of plastics	132 673	1 086 478	261 873	1 925 469
9613209000	Pocket lighters, gas fuelled, refillable of other materials	38	17 285	1 338	511 528
9613801000	Piezo-electric lighters for stoves and ranges	7 078	109 932	27 029	513 559
9613803000	Cigarette lighters or table lighter of other materials	698	698	35 368	35 368
9613809000	Other lighters	4 560	51 319	109 885	1 153 133
9613901000	Refilled cartridge or oth receptacles part of mechncl lighter, cont li	78	6 004	251	99 872
9613909000	Other parts of lighters	199 371	1 832 829	1 551 030	13 794 194
9614009000	Smoking pipes and cigar or cigarette holder and parts thereof	15 996	36 248	63 219	164 719
9615112000	Combs, hair-slides and the like of hard rubbers	20 834	149 012	83 565	365 104
9615113000	Combs, hair-slides and the like of plastics	117 314	1 105 858	204 929	1 985 782
9615190000	Combs, hair-slides and the like other than hard rubbers or plastics	143 462	2 862 950	279 222	4 739 259
9615901100	Decorative hair pins of aluminium	309	4 588	2 843	38 288
9615901200	Decorative hair pins of iron or steel	2 855	32 349	3 670	110 090
9615901300	Decorative hair pins of plastics	1 605	11 181	1 891	20 554
9615901900	Other decorative hair pins Oth. decorative hair pins	5 410	56 034	9 839	108 301
9615902100	Parts of combs, hair pins and the like of aluminium	0	3 384	0	2 691
9615902200	Parts of combs, hair pins and the like of iron or steel	6	104	119	1 493
9615902300	Parts of combs, hair pins and the like of plastics	0	57	0	1 595
9615902900	Other parts of combs, hair pins, and the like	32 102	95 133	26 764	89 816
9615909100	Curling grips, hair-curlers and the like of aluminium	0	11 782	0	405 435
9615909200	Curling grips, hair-curlers and the like of iron or steel	34	19 862	1 019	106 747
9615909300	Curling grips, hair-curlers and the like of plastics	511	865	12 841	20 407
9615909900	Other curling grips, hair-curlers and the like	44 810	382 936	57 321	640 880
9616101000	Scent sprays and similar toilet sprays	149 836	1 722 557	1 147 687	13 490 038
9616102000	Mounts and heads of scent sprays and similar toilet sprays	78 840	1 170 199	412 596	6 264 182
9616200000	Powder-puffs & pads for the application of cosmetics or toilet prep	40 570	425 621	544 857	5 761 877
9617001000	Vacuum flasks and other vacuum vessels	137 546	1 773 908	261 248	4 442 235
9617002000	Parts of vacuum flasks or vacuum vessels	420	19 564	15 885	114 347

I.3. IMPOR MENURUT KOMODITI / IMPORT BY HS COMMODITY
***** NOVEMBER / NOVEMBER 2014 *****

HS	Uraian Komoditi Commodity Description	Berat Bersih / Net Weight (Kg)		Nilai / Value C.I.F (US\$)	
		Bulan ini	Kumulatif	Bulan ini	Kumulatif
		Current Month	Cum. Jan. to date	Current Month	Cum. Jan. to date
9618000000	Tailor' dummies, oth lay figure; automata& animated displ. shop w	8 517	227 850	213 965	1 966 744
9619001100	Disposable sanitary towel, tanpon, napkin with an absorbent core of	33 189	410 931	87 030	1 156 429
9619001900	Oth disposable sanitary towel, tampons, napkins and napkinliners :	2 082 757	30 325 257	7 939 633	117 631 150
9619009190	Sanitary towel, tampon, napkin, knitted or crocheted with an absorbt	0	0	0	0
9619009910	Oth sanitary towel, tampons, napkins, with an absorbent core of w	0	154	0	1 143
9619009990	Oth sanitary towel, tampons, napkins, with an absorbent core of w	0	15 104	0	41 228
9701100000	Paintings, drawings and pastels, executed entirely by hand	5 158	74 396	24 700	823 931
9701900000	Colleges & similar decorative plaques executed entirely by hand	7 159	77 149	47 997	500 831
9702000000	Original engravings, prints & lithographs	3	21 186	2 216	19 202
9703001000	Original sculptures & statuary of metals sculptures and statuary, in a	177	36 748	3 564	223 564
9703002000	Original sculptures & statuary of stone sculptures and statuary, in a	0	119 868	0	166 563
9703003000	Original sculptures & statuary of plastic sculptures and statuary, in a	2	8 808	37	61 268
9703004000	Original sculptures & statuary of wood sculptures and statuary, in a	0	35 698	0	49 159
9703005000	Original sculptures & statuary of clay sculptures and statuary, in an	0	1 943	0	3 915
9703009000	Original sculptures & statuary of other sculptures and statuary, in a	966	29 800	14 681	229 233
9704000000	Postage/ revenue stamps, stamp postmark, first-day covers, stamp	1	18	275	1 803
9705000010	Collection and collectors pieces of zoological interest	0	67	0	1 722
9705000090	Collection and collectors pieces of other interest	0	4 801	0	16 315
9706000000	Antiques of an age exceeding one hundred years	0	8 314	0	105 812
9801101000	Sedan of head 8703 with cylinder cap <1500 cc, incompletely knoc	40	1 190	50 036	113 552
9801102000	Oth vhcl of head 8703 with (4x2) system incompletely knocked dov	26 558	6 115 224	514 985	86 619 849
9801103000	Oth vhcl of head 8703 with (4x4) system incompletely knocked dov	0	1	0	1 313
9801201000	Vhcls of head 8704 with gross weight <=5 ton, incompletely knocke	5 862	501 458	65 012	6 126 829
9801202000	Vhcls of head 8704 with 5 ton < gross weight <= 24 ton, incmpltly k	2 579 661	45 635 214	23 279 824	436 758 099
9801203000	Vhcls of head 8704 with gross weight >24 ton, incmpltly knocked dc	1 990 780	31 747 665	19 427 956	304 388 045
9801302000	Vhcls of head 8702 with 5 tons < gross weight <= 24 ton, incmpltly k	157 799	5 935 157	1 442 197	50 074 403
9801303000	Vhcls of head 8702 with gross weight > 24 tons, incompletely knocl	0	3 280	0	31 578
9802100000	Rotary internal/ spark-ignition combustcomprsn-ignition pist engin	2 651	174 605	2 932	4 705 510
9802200000	Gear boxes, of incomplete knocked down	1 764	353 794	90 861	6 886 011
9802300000	Drive-axes, of incomplete knocked down	32 006	458 153	357 489	5 576 888
9803000000	Blank for motor vehicles component, made from base metal	70 112	4 017 040	215 286	16 031 370
TOTAL IMPOR		12 258 277 328	133 503 817 294	14 041 607 926	163 744 310 592

I.4. IM POR M ENURUT NEGARA ASAL / IMPORT BY COUNTRY OF ORIGIN
***** NOVEMBER / NOVEMBER 2014 *****

Country Code	Negara Asal Country of origin	Berat bersih / Net weight (Kg)		Nilai / Value C.I.F (U S \$)	
		Bulan ini Current month	Kumulatif Cum. Jan. to date	Bulan ini Current month	Kumulatif Cum. Jan. to date
111	JP Japan	290 700 232	4 086 795 130	1 225 805 256	15 781 467 536
112	HK Hong Kong	32 954 766	402 974 604	149 007 530	1 697 927 425
113	KP Korea, Dem. People'S Rep.	16 594	1 162 633	64 199	1 487 210
114	KR Korea, Republic Of	824 670 670	7 392 651 401	995 537 691	10 631 948 191
115	TW Taiwan	113 536 534	1 530 030 879	282 804 562	3 437 302 995
116	CN China	1 444 507 503	14 396 812 594	2 621 544 687	27 666 599 469
117	MN Mongolia	8 834 149	70 974 741	16 364	19 220 187
118	MO Macau	45 403	1 157 229	243 973	7 329 158
120	PG Papua New Guinea	1 442 817	17 864 054	2 537 031	27 495 819
121	TH Thailand	635 067 394	7 240 768 543	739 360 851	9 028 851 034
122	SG Singapore	1 711 973 440	17 970 208 219	1 962 298 368	23 338 808 306
123	PH Philippines	52 901 215	507 241 977	48 485 215	643 873 833
124	MY Malaysia	865 332 458	8 988 426 049	818 127 509	9 891 472 624
125	MM Myanmar	1 357 572	83 359 231	5 356 893	112 988 039
126	KH Cambodia	53 050	6 429 357	945 991	18 126 763
127	BN Brunei Darussalam	3 416 875	737 321 888	1 629 221	592 970 015
128	LA Lao People'S Dem. Rep.	47 524	8 989 082	131 111	51 253 653
129	NP Nepal	5 274	7 985	49 289	73 131
130	BT Bhutan	0	1	0	5
131	VN Viet Nam	551 684 215	3 761 369 953	379 367 769	3 141 116 880
132	MV Maldives	0	113	0	185
133	IN India	187 746 339	4 083 013 676	268 194 622	3 688 734 168
134	PK Pakistan	17 781 187	126 355 521	16 495 805	137 516 331
135	BD Bangladesh	3 232 376	43 933 883	4 497 495	67 120 906
136	LK Sri Lanka	987 177	40 242 832	2 378 977	42 913 019
137	AF Afghanistan	18 000	109 163	27 587	212 233
138	ID Indonesia	3 398 974	27 078 824	13 946 038	161 455 453
141	IQ Iraq	3	135 076	1 548	339 085
142	IR Iran (Islamic Republic Of)	11 298 722	55 554 439	10 212 073	39 124 570
143	SA Saudi Arabia	699 938 067	6 945 099 658	510 362 726	6 086 759 844
144	IL Israel	75 559	714 926	1 148 887	12 629 980
145	KW Kuwait	143 617 344	1 507 882 854	117 958 034	1 366 394 305
146	JO Jordan	52 596 981	779 000 154	6 403 008	134 305 665
148	LB Lebanon	2 273 646	10 325 618	386 570	3 510 359
149	PN Palestina	86	9 554	456	108 694
151	YE Yemen	461 361	4 405 184	118 352	1 811 212
152	OM Oman	19 816 326	380 926 780	14 425 248	184 961 755
153	SY Syria Arab Republic	64 000	255 359	293 656	1 121 138
154	TR Turkey	15 572 023	1 132 264 637	17 634 797	1 012 236 188
155	AE United Arab Emirates	211 031 128	1 750 612 285	176 123 767	1 656 211 874
156	QA Qatar	149 208 965	1 603 720 735	110 359 110	1 474 210 103
157	BH Bahrain	517 261	140 982 651	1 230 923	143 604 002
158	CY Cyprus	524 773	7 540 482	343 560	2 471 873
159	OD Other West Asia	0	40 088	0	99 521
211	EG Egypt	43 938 870	1 003 954 420	4 622 298	129 330 262
212	LY Libyan Arab Jamahiriya	0	143	0	16 386
213	MA Morocco	40 603 260	378 834 445	7 472 498	124 752 823
214	TN Tunisia	1 571 552	15 087 676	1 212 035	20 698 399
215	DZ Algeria	500 790	338 459 889	103 072	299 568 271
216	SD Sudan	85 265	677 910	176 504	741 081
217	ER Eritrea	0	787	0	15 677
218	LS Lesotho	12 612	69 872	143 868	942 120
219	NA Namibia	0	566 242	0	950 195
220	EH Western Sahara	0	21	0	2 640
221	ET Ethiopia	567 577	27 558 542	542 871	22 626 889
222	TZ Tanzania, United Rep. Of	670 443	8 193 469	1 147 380	17 361 111
223	MG Madagascar	432 289	6 964 711	2 325 781	8 247 586
224	SO Somalia	0	716	0	76 680
225	KE Kenya	1 576 751	11 026 199	590 784	8 386 760
226	RE Reunion	1 660	7 655 536	69 545	1 821 645
227	MZ Mozambique	1 805 373	24 911 868	1 790 609	26 173 931
228	BW Botswana	3	230	106	2 691
229	GQ Equatorial Guinea	0	1	0	6

I.4. IM POR M ENURUT NEGARA ASAL / IMPORT BY COUNTRY OF ORIGIN
***** NOVEMBER / NOVEMBER 2014 *****

Country Code	Negara Asal Country of origin	Berat bersih / Net weight (Kg)		Nilai / Value C.I.F (U S \$)	
		Bulan ini Current month	Kumulatif Cum. Jan. to date	Bulan ini Current month	Kumulatif Cum. Jan. to date
230	TG Togo	100 159	7 425 462	175 943	10 153 255
231	GH Ghana	250 000	9 426 036	895 340	28 622 529
232	LR Liberia	181	11 055	2 413	110 289
233	GN Guinea	201 966	563 111	331 747	1 285 890
234	AO Angola	45 000	256 330 414	68 850	209 159 920
235	CG Congo	121 041	845 285	238 729	935 737
236	CM Cameroon	1 050 248	17 571 850	1 705 754	34 935 725
237	NG Nigeria	505 648 309	3 706 474 542	368 768 540	3 074 255 922
238	SL Sierra Leone	181	4 168	17 208	313 524
239	GA Gabon	0	245 996	0	422 623
240	CI Cote D'Ivoire	12 212 168	75 949 061	38 594 043	210 055 650
241	SN Senegal	508 234	3 776 476	185 855	4 183 120
242	MR Mauritania	0	545 518	0	881 951
243	ML Mali	896 782	27 501 329	1 699 998	56 400 598
244	BJ Benin	928 137	15 483 919	1 457 825	29 211 068
245	BF Burkina Faso	1 302 095	31 566 320	2 449 569	62 053 291
246	GW Guinea Bissau	0	592	0	62 550
247	GM Gambia	1	551	8	14 325
248	VI U.S. Virgin Islands	0	7 588	0	55 576
249	SC Seychelles	21 701	598 932	148 408	2 298 463
251	UG Uganda	8 077	4 542 749	131 923	10 560 413
252	CF Central African Republic	111 515	7 155 057	323 401	14 751 118
253	NE Niger	7	77 796	144	172 111
254	TD Chad	2 000	3 079 122	5 700	6 165 223
255	DJ Djibouti	0	512 000	0	263 720
256	SH Saint Helena	22	1 390	344	20 894
257	ST Sao Tome And Principe	0	358	0	20 342
260	SZ Swaziland	505	90 259	23 608	2 153 765
261	ZA South Africa	140 363 572	746 477 276	43 516 606	463 955 330
262	ZW Zimbabwe	1 249 984	4 685 269	6 824 319	24 186 963
263	ZM Zambia	146 152	5 790 331	299 074	11 860 230
264	MW Malawi	49 500	1 643 207	284 538	5 918 257
265	KM Comoros	0	587	0	6 963
266	BI Burundi	0	20 624	0	45 392
267	MU Mauritius	60 164	1 414 975	172 666	4 121 324
268	RW Rwanda	0	197	0	1 346
269	ZR Zaire	0	48 640 718	0	38 560 069
298	VG Virgin Islands (British)	59 086	1 047 138	173 978	2 691 158
299	OF Other Africa	0	56	0	9 034
311	AU Australia	986 106 949	12 629 382 589	448 831 642	5 202 956 716
312	NZ New Zealand	41 893 196	568 285 270	55 326 991	779 628 451
318	FM Micronesia, Fed. States Of	0	1 406	0	5 986
319	GU Guam	0	42	0	15 188
321	NR Nauru	0	12 758	0	72 929
322	NC New Caledonia	360 440	1 406 075	121 230	581 064
323	NU Niue	0	115	0	3 977
326	VU Vanuatu	0	237 979	0	124 834
329	ON Oth.Oceania	0	168	0	27 102
331	AS American Samoa	350	3 857 932	5 259	11 711 318
332	CK Cook Islands	0	43 713	0	292 245
333	FJ Fiji	542 387	4 661 762	441 799	2 978 487
334	KI Kiribati	0	761	0	3 462
335	MH Marshall Islands	0	1 137 086	0	2 961 122
336	WS Samoa	0	427 659	0	2 066 677
337	SB Solomon Islands	140 004	1 358 845	286 273	3 361 809
338	TO Tonga	0	545	0	3 001
339	TV Tuvalu	0	85	0	1 878
340	CX Christmas Islands	0	70 550 056	0	9 689 513
341	UM U.S Minor Outlying Island	0	10	0	128
342	CC Cocos (Keeling) Islands	1 601	1 861	765	1 371
343	TK Tokelau	0	18 647	0	34 981
391	TL East Timor	54 837	677 807	8 961	211 255
411	US United States	422 013 984	6 020 137 121	604 955 646	7 543 602 567

I.4. IM POR M ENURUT NEGARA ASAL / IMPORT BY COUNTRY OF ORIGIN
***** NOVEMBER / NOVEMBER 2014 *****

Country Code	Negara Asal Country of origin	Berat bersih / Net weight (Kg)		Nilai / Value C.I.F (U S \$)		
		Bulan ini Current month	Kumulatif Cum. Jan. to date	Bulan ini Current month	Kumulatif Cum. Jan. to date	
412	CA	Canada	308 684 819	3 604 930 987	129 100 169	1 695 489 380
421	MX	Mexico	3 952 548	90 634 647	15 276 451	175 272 937
422	GT	Guatemala	196 915	1 200 165	51 704	765 154
423	HN	Honduras	856 004	1 457 137	384 962	1 007 702
424	NI	Nicaragua	4	8 522	59	154 114
425	PA	Panama	312 624	41 520 503	118 320	39 346 541
426	CJ	Cuba	21 094	100 876	117 315	1 903 592
427	CB	Curacao	0	99	0	945
428	SR	Suriname	0	28	0	788
431	CL	Chile	13 372 765	140 242 834	13 433 523	222 806 460
432	VE	Venezuela	12	21 697	1 637	341 624
433	AR	Argentina	338 684 084	2 529 763 956	147 237 699	1 349 306 299
434	BR	Brazil	597 480 554	4 660 140 029	223 810 889	2 378 679 660
435	CO	Colombia	250 554	2 265 276	436 801	6 284 949
436	BO	Bolivia	15	5 928	395	95 616
437	UY	Uruguay	2 284 223	63 372 326	1 549 127	37 071 130
438	PY	Paraguay	997 670	90 829 176	286 904	52 519 607
441	EC	Ecuador	1 885 920	11 136 470	7 410 237	38 131 655
442	PE	Peru	2 017 657	128 367 048	5 096 888	57 766 581
444	TT	Trinidad And Tobago	180 502	1 881 917	52 304	1 052 003
445	BS	Bahamas	470	1 501	4 308	13 806
446	JM	Jamaica	85 452	1 497 171	145 359	2 068 555
447	PR	Puerto Rico	469 938	833 135	2 572 273	16 202 587
448	BZ	Belize	62 259	463 559	253 523	3 271 334
449	DO	Dominican Republic	2 731 341	17 116 789	1 207 131	9 949 645
450	SV	El Salvador	194 473	270 881	91 409	279 254
451	CR	Costa Rica	25 764	1 351 702	286 672	3 982 300
452	HT	Haiti	0	247 725	0	110 641
453	BB	Barbados	2	101	67	10 864
454	AG	Antigua And Barbuda	4	37 793	352	289 748
455	AI	Anguilla	58 989	1 048 505	246 036	3 953 930
456	AW	Aruba	0	3	0	565
457	BM	Bermuda	19 826	45 954 616	209 563	38 423 600
458	CV	Cape Verde	0	177	0	2 694
459	KY	Cayman Islands	0	705	0	9 569
460	DM	Dominica	1	529 322	15	245 588
462	GF	French Guiana	0	4	0	236
463	PF	French Polynesia	258 720	1 718 321	45 535	299 218
464	GL	Greenland	0	99 018	0	350 092
465	GD	Grenada	0	1 325	0	373 023
467	AN	Netherlands Antilles	137	73 171	9 887	673 611
468	NF	Norfolk Islands	0	8 130	0	164 521
469	LC	Saint Lucia	0	72	0	5 314
511	GB	United Kingdom	15 789 443	344 649 328	66 038 571	834 278 281
512	NL	Netherlands	35 524 004	293 391 104	82 028 881	811 982 762
513	FR	France	19 275 991	299 011 469	83 192 754	1 238 257 233
514	DE	Germany, Fed. Rep. Of	57 583 652	745 733 966	293 355 415	3 786 866 601
515	AT	Austria	4 257 087	38 028 255	28 069 699	314 151 615
516	BE	Belgium	19 625 387	261 583 689	41 039 335	539 320 089
517	CH	Switzerland	1 899 504	26 043 606	56 878 125	558 708 607
518	LU	Luxembourg	27 605	1 718 462	417 510	5 662 955
519	GI	Gibraltar	0	1	0	86
520	MC	Monaco	650	15 115	19 702	653 915
521	DK	Denmark	1 184 533	28 459 525	14 937 899	155 659 610
522	NO	Norway	17 258 489	193 423 697	20 588 976	171 640 660
523	SE	Sweden	16 768 250	217 976 518	57 859 268	633 853 547
524	FI	Finland	10 834 517	60 797 111	150 791 802	627 417 349
525	IE	Ireland	1 581 840	23 505 653	8 746 499	91 727 961
526	IT	Italy	20 541 426	316 241 891	112 555 942	1 602 377 554
527	ES	Spain	7 192 846	87 503 972	32 132 189	467 221 573
528	PT	Portugal	599 706	19 051 430	8 578 250	55 131 850
529	IS	Iceland	3 052	447 514	56 064	1 255 171
530	MS	Montserrat	0	2 080	0	3 667

I.4. IM POR M ENURUT NEGARA ASAL / IMPORT BY COUNTRY OF ORIGIN
***** NOVEMBER / NOVEMBER 2014 *****

Country Code	Negara Asal Country of origin	Berat bersih / Net weight (Kg)		Nilai / Value C.I.F (U S \$)	
		Bulan ini Current month	Kumulatif Cum. Jan. to date	Bulan ini Current month	Kumulatif Cum. Jan. to date
531	GR Greece	14 176 424	114 063 951	8 157 841	84 905 237
532	VA Vatican City State	0	64 887	0	100 895
533	AD Andorra	173 147	21 251 151	320 713	18 977 202
534	LI Liechtenstein	741	14 622	32 645	516 243
540	CD Democratic Rep. Of The Congo	357 736	1 232 729	890 970	2 981 022
542	HU Hungary	381 098	6 096 560	4 677 027	59 399 309
543	PL Poland	3 876 550	47 757 731	13 901 905	131 445 133
544	RO Romania	21 907 255	27 662 406	8 243 110	30 884 718
545	BG Bulgaria	5 325 288	64 071 880	2 690 386	43 693 776
548	AL Albania	50 477	429 209	95 653	837 262
549	AM Armenia	332	17 248	8 522	252 811
550	AZ Azerbaijan	266 015 602	2 768 619 801	193 471 010	2 271 686 087
551	BY Belarus	14 814 927	567 356 893	4 734 026	168 001 402
552	KZ Kazakhstan	1 466 585	10 318 565	3 391 053	24 395 421
553	KG Kyrgyzstan	8 973	245 604	93 311	685 820
554	MD Moldova, Republic Of	7 590 205	46 796 878	1 952 173	13 398 414
555	TJ Tajikistan	0	200	0	6 849
556	TM Turkmenistan	181	26 307	5 325	183 960
557	UA Ukraine	9 382 760	633 849 609	5 489 927	286 039 457
558	UZ Uzbekistan	20 000	915 844	32 000	4 789 861
559	LT Lithuania	393 735	12 429 279	752 902	8 110 082
560	LV Latvia	19 262	1 641 305	75 144	1 636 223
561	EE Estonia	89 544	727 208	224 718	2 658 072
562	GE Georgia	8 697	444 386	87 424	6 064 899
563	HR Croatia	132 358	4 761 569	323 482	10 557 540
564	BA Bosnia And Herzegovina	1 558	19 638 257	7 918	15 915 859
565	MT Malta	212	1 977 148	24 365	1 715 228
566	SK Slovakia	98 969	1 661 720	786 029	10 644 436
567	SI Slovenia	117 088	1 558 842	1 041 876	11 463 089
568	CZ Czech Republic	9 859 755	97 295 603	16 426 251	164 129 811
569	GS South Georgia And The South Sa	6	31	612	982
570	MK Rep. Of Macedonia	415 952	1 018 847	3 092 444	7 805 990
571	FO Faeroe Islands	0	24 540	0	161 736
572	RU Russia Federation	129 631 452	2 702 564 130	59 219 420	1 476 899 454
573	Serbia	2 173	144 245	104 131	7 424 592
574	ME Montenegro	1	51	21	1 594
TOTAL IMPORT		12 258 277 328	133 503 817 294	14 041 607 926	163 744 310 592

I.5. IM POR M ENURUT PROPINSI DAN PELABUHAN BONGKAR
IM PORT BY PROVINCE AND PORT OF IM PORTATION
***** NOVEMBER / NOVEMBER 2014 *****

Kode Pelabuhan Bongkar <i>Port of Importation</i>	Berat bersih / <i>Net weight (Kg)</i>		Nilai / <i>Value C.I.F (U S \$)</i>	
	Bulan ini <i>Current month</i>	Kumulatif <i>Cum. Jan. to date</i>	Bulan ini <i>Current month</i>	Kumulatif <i>Cum. Jan. to date</i>
ACEH	11 455 485	164 651 238	5 700 195	36 757 623
101 IDSBG Aceh - Sabang	0	360 031	0	617 553
102 IDOLO Ulee Lheue	0	12 960	0	11 026
104 IDLSW Lhok Seumawe	6 475 614	9 214 799	3 197 764	9 463 562
110 IDSIN Snabang	0	770 000	0	542 850
115 IDBTJ Blang Bintang (U)	0	518	0	9 540
117 IDKRU Krueng R. Malahayati	4 800 000	33 392 771	2 169 600	18 072 582
118 IDKLS Kuala Langsa	0	2 165 288	0	3 542 694
119 IDLHK Lhok Nga	179 871	118 734 871	332 831	4 497 816
SUMATERA UTARA	576 061 105	6 704 721 020	376 914 633	4 623 705 561
002 IDKNO Kuala namu (U)	303 015	2 615 228	2 488 077	23 136 326
143 IDTPR Tanjung Pura	0	2 800	0	5 600
144 IDBLW Belawan	534 557 405	6 073 636 112	358 689 202	4 376 393 772
145 IDTJB Tanjung Balai Asahan	2 081 484	24 991 753	929 797	10 915 608
159 IDSLG Sibolga	1 099 426	1 099 426	614 139	614 139
165 IDPTE Pulau Tello	0	16 851	0	60 548
166 IDMES Medan / Polonia (U)	34 425	287 113	2 725 287	10 366 916
167 IDMDN Medan (Ptt)	0	861	0	8 197
170 IDKTJ Kuala Tanjung	37 985 350	602 070 876	11 468 131	202 204 455
SUMATERA BARAT	146 998 466	1 332 165 343	98 061 010	985 800 252
191 IDTBY Padang/Tl.Bayur	146 998 460	1 332 164 541	98 057 441	985 721 093
192 IDPDG Padang / Tabing (U)	6	802	3 569	79 159
RIAU	153 291 890	2 432 250 228	70 196 673	1 547 018 157
225 IDDUM Dumai	69 535 746	1 442 119 085	28 541 240	672 489 266
228 IDBLS Bengkalis	302 250	2 994 352	187 861	1 794 522
230 IDSPA Selat Panjang	25 147	300 810	29 495	1 523 527
231 IDSSI Sak Sri Indrapura	135 999	937 586	364 838	1 361 827
233 IDPEK Pekanbaru (Rumbai)	1 286 274	12 192 617	818 088	9 935 147
235 IDSJQ Sungai Guntung	0	4 720 536	0	17 006 623
242 IDTEM Tembilahan	222 011	5 891 253	615 317	17 141 173
243 IDKEN Kuala Enok	0	621	0	46 525
244 IDRGA Rengat	0	6 020 896	0	56 043 316
261 IDPKU Simpang Tiga (U)	683	51 894	157 372	75 972 197
273 IDPAK Pekanbaru	3 574 374	58 974 754	6 226 640	152 523 438
277 IDBUN Buatan	6 857 445	64 377 589	1 332 814	19 579 819
278 IDPWG Perawang, Sumatra	71 351 961	833 668 235	31 923 008	521 600 777
JAMBI	11 067 221	132 498 310	10 135 188	190 157 640
291 IDKTK Kuala Tungkal	4 959 836	111 431 805	8 079 604	171 110 863
292 IDMSA Muara Sabak	2 782 816	15 733 471	1 575 074	8 931 651
293 IDDJM Jambi	3 324 569	5 333 034	480 510	10 115 126
SUMATERA SELATAN	172 866 152	934 927 643	108 782 187	657 134 661
326 IDPLA Palembang - Plaju	839 902	10 223 705	644 589	8 223 979
334 IDPLM Sm. Badaruddin (U)	2 639	80 197	68 460	1 385 127
340 IDMRI Musi River/Boom Baru	172 023 611	924 623 741	108 069 138	647 525 555
BENGKULU	5 262 412	65 722 443	947 395	11 284 780
361 IDBKU Bengkulu	5 262 412	65 722 265	947 395	11 271 127
362 IDBTN Bintuhan	0	178	0	13 653
LAMPUNG	394 706 532	4 271 030 306	247 007 054	3 226 075 818
364 IDKTA Kota Agung	171 399 300	1 526 431 896	112 377 248	1 340 748 366
395 IDPJG Panjang	223 307 232	2 744 598 410	134 629 806	1 885 327 452
KEPULAUAN BANGKA BELITUNG	4 783 463	40 323 956	4 958 746	52 152 780
322 IDBLI Blinju-Bangka	3 097 238	8 282 348	4 482 631	10 393 353
323 IDPGX Pangkal Balam	1 686 225	25 026 128	476 115	31 462 113
328 IDTPD Tanjung Pandan	0	5 304 907	0	9 242 182
339 IDBLJ Belinju	0	1 710 573	0	1 055 132

I.5. IM POR M ENURUT PROPINSI DAN PELABUHAN BONGKAR
IM PORT BY PROVINCE AND PORT OF IM PORTATION
***** NOVEMBER / NOVEMBER 2014 *****

Kode Pelabuhan Bongkar <i>Port of Importation</i>	Berat bersih / <i>Net weight (Kg)</i>		Nilai / <i>Value C.I.F(U S \$)</i>	
	Bulan ini <i>Current month</i>	Kumulatif <i>Cum. Jan. to date</i>	Bulan ini <i>Current month</i>	Kumulatif <i>Cum. Jan. to date</i>
KEPULAUAN RIAU	426 802 353	4 948 321 418	821 127 062	10 047 659 647
248 IDTBK Tanjung Balai Karimun	12 222 665	81 834 848	20 391 515	283 889 205
249 IDPSS Pulau Sambu	0	55 331 000	0	223 446 159
250 IDTAN Tanjung Uban	168 649 855	2 037 090 953	133 525 784	1 903 042 122
251 IDTPN Tanjung Pinang	425 285	5 567 828	1 552 503	10 849 991
252 IDTER Terempa	1 837 648	8 389 635	5 019 303	78 232 520
256 IDMOR Moro Sulit	24 229	108 116	90 460	335 743
258 IDBTU Batu Ampar	101 594 726	1 348 844 599	303 995 250	3 931 283 285
260 IDDAS Singkep - Dabo	0	163 000	0	850 000
262 IDTNJ Kijang (U)	1 400	10 887	1 804	15 534
263 IDPAS Pasir Panjang	19 989	497 097	199 852	4 607 020
265 IDSKP Sekupang	31 857 589	317 463 984	255 692 322	2 439 083 187
267 IDKAB Kabil/Panau	110 076 492	1 092 041 550	76 225 679	891 893 925
271 IDBTH Hang Nadim (U)	92 475	977 921	24 432 590	280 130 956
DKI JAKARTA	2 908 685 781	32 373 038 926	6 747 288 106	77 758 739 946
431 IDTPP Tanjung Priok	2 894 954 495	32 214 336 900	5 711 981 007	66 707 134 016
432 IDKLB Kalibaru	20 002	10 045 434	41 647	14 777 424
433 IDJKT Jakarta / Pasar Ikan	3 468 511	41 534 917	13 788 079	158 040 043
434 IDCGK Soekarno-Hatta (U)	10 107 004	105 884 239	1 008 902 184	10 738 340 309
436 IDHLP Halim Perdana Kusuma (U)	135 769	1 237 436	12 575 189	140 448 154
JAWA BARAT	224 787 582	2 072 440 294	164 806 531	1 614 002 673
463 IDCBN Cirebon/Pengung (U)	30 189 850	261 561 388	5 026 413	39 628 667
466 IDBDO Husein Sastranegara	35 335	434 215	319 326	4 157 172
467 IDBLG Balongan	194 562 397	1 810 411 844	159 460 792	1 570 140 077
468 IDBND Gede Bage-Bandung (Ptt)	0	32 847	0	76 757
JAWA TENGAH	1 325 121 343	14 145 110 116	1 276 356 430	14 585 798 610
494 IDTES Tanjung Emas	291 701 786	3 802 352 764	452 110 081	5 389 258 007
495 IDCXP Cilacap	1 030 703 065	10 320 176 921	819 713 279	9 165 160 792
496 IDSRG Achmad Yani (U)	41 113	394 674	710 922	6 160 373
497 IDSMR Semarang (Ptt)	2 673 489	22 161 150	3 704 468	24 309 764
498 IDSOC Jebres/Adi Sumarmo	1 795	24 512	112 237	904 231
499 IDSMM Adi Sumarmo (U)	95	95	5 443	5 443
DI YOGYAKARTA	9 922	35 301	343 085	1 131 618
531 IDJOG Adi Sucipto (U)	9 922	35 301	343 085	1 131 618
JAWA TIM UR	2 585 520 861	27 778 360 954	1 973 800 767	23 235 744 928
561 IDTUB Tuban	562 121 854	4 481 379 726	427 247 975	4 028 744 386
562 IDGRE Gresik	350 340 919	4 822 153 009	89 917 539	1 282 308 898
563 IDTPE Tanjung Perak	1 484 927 659	17 030 063 722	1 281 462 510	16 166 859 578
564 IDPAZ Pasuruan	0	149	0	4 970
566 IDPRN Panarukan	136 447 273	960 172 054	94 612 652	822 689 306
567 IDBJU Banyuwangi	50 356 011	467 687 375	38 949 815	427 270 733
576 IDKLG Kalianget	0	3 218 567	0	5 316 400
587 IDSUB Juanda (U)-Surabaya	837 683	9 050 976	40 421 953	489 499 773
588 IDSUR Surabaya (Ptt)	489 462	4 635 376	1 188 323	13 050 884
BANTEN	1 930 483 892	21 459 447 337	929 013 954	10 991 570 255
461 IDMRK Merak	721 361 847	8 383 274 905	603 283 822	6 370 581 594
471 IDTLN Tanjung Leneng	129 514 064	1 484 273 741	109 279 381	1 482 344 964
473 IDCGD Cigading	1 079 607 981	11 591 898 691	216 450 751	3 138 643 697
BALI	5 214 314	90 576 185	57 258 039	355 510 747
613 IDBOA Benoa/Loloan	2 798 699	32 019 799	48 929 090	149 366 135
618 IDCBW Celukan Bawang	2 016 025	55 260 917	941 404	130 842 681
620 IDDPN Ngurah Rai (U)	399 590	3 295 469	7 387 545	75 301 931
NUSA TENGGARA BARAT	13 323 291	120 041 442	8 824 087	106 964 317
655 IDBMU Bima	1 918 478	24 967 621	4 493 481	86 554 920
660 IDLEM Lembar	0	68 243 163	0	6 860 659
663 IDBDS Badas Sumbawa	8 804 813	17 504 016	2 825 206	8 114 979
665 IDLKS Lombok	2 600 000	9 326 642	1 505 400	5 433 759

I.5. IM POR M ENURUT PROPINSI DAN PELABUHAN BONGKAR
IM PORT BY PROVINCE AND PORT OF IM PORTATION
***** NOVEMBER / NOVEMBER 2014 *****

Kode Pelabuhan Bongkar <i>Port of Importation</i>	Berat bersih / <i>Net weight (Kg)</i>		Nilai / <i>Value C.I.F (U S \$)</i>	
	Bulan ini <i>Current month</i>	Kumulatif <i>Cum. Jan. to date</i>	Bulan ini <i>Current month</i>	Kumulatif <i>Cum. Jan. to date</i>
NUSA TENGGARA TIM UR	782 981	86 118 829	505 631	31 166 341
683 IDMOF Maumere	699 930	3 699 542	444 323	2 463 763
685 IDWGP Waingapu	0	3 499 804	0	2 259 763
686 IDATA Atapupu	54 837	565 175	8 961	114 976
693 IDTEN Tenau	28 214	78 354 308	52 347	26 327 839
KALIMANTAN BARAT	57 557 955	643 932 163	33 567 703	439 703 638
714 IDPON Pontianak	57 313 713	593 374 550	33 010 778	389 028 418
715 IDKTG Ketapang K. Barat	0	3 173 741	0	8 779 887
721 IDKDW Kendawangan	244 240	12 827 129	517 315	28 034 722
722 IDPNK Supadio (U)	0	1 412	0	3 334 900
723 IDTKA Telok Air	0	6 446 700	0	1 198 267
724 IDSTT Sintete	2	25 886 621	39 610	5 998 494
726 IDENT Entikong	0	2 222 010	0	3 328 950
KALIMANTAN TENGAH	8 403 944	59 572 359	7 223 943	96 880 728
742 IDSUK Sukamara	0	552 785	0	2 474 178
744 IDKUM Kumai	2 790 613	21 743 674	2 551 663	25 673 600
746 IDSMQ Sampit	5 613 331	30 219 599	4 672 280	31 755 981
750 IDPPS Pulang Pisau	0	7 056 301	0	36 976 969
KALIMANTAN SELATAN	281 493 021	2 362 638 235	270 189 559	2 296 708 311
771 IDBAN Banjarmasin	18 932 519	208 611 818	62 106 563	359 398 655
773 IDKTB Kotabaru	262 560 502	2 154 024 742	208 082 996	1 937 199 928
777 IDBDJ Samsudin Noor (U)	0	1 675	0	109 728
KALIMANTAN TIM UR	744 640 902	8 499 443 421	587 062 618	7 884 730 475
803 IDBPP Balikpapan	564 189 133	6 514 921 505	465 474 551	6 108 238 035
805 IDSRD Samarinda	60 998 223	484 130 646	49 731 105	513 176 693
806 IDTRD Tanjung Redep	0	6 445 232	0	4 687 424
807 IDTJS Tanjung Selor	12 400 000	85 488 807	104 198	2 637 777
808 IDLIN Lingkas Tarakan	31 896 553	216 319 773	2 490 890	32 804 247
809 IDNNX Nunukan	26 738 468	206 914 064	1 664 954	11 761 416
810 IDTGR Pasir/ Tanah Grogot	1 711 639	2 958 361	8 668 321	22 204 199
812 IDBYQ Bunyu	0	3 500 000	0	29 064
813 IDTSG Tanjung Sangata	4 572 071	558 805 230	15 064 243	630 113 714
814 IDBPN Sepinggian (U)	247 924	2 701 791	15 173 082	203 432 289
815 IDTRK Tarakan (U)	5 600	12 000	465 288	1 054 865
817 IDBTG Bontang	39 863 288	386 770 106	28 183 604	340 828 385
819 IDJUA Juata Tarakan	2 018 003	7 525 529	42 382	109 558
822 IDADB Adang Bay	0	464 467	0	412 190
996 IDBEJ Berau	0	22 485 910	0	13 240 619
SULAWESI UTARA	6 743 026	66 644 167	12 138 795	110 375 124
832 IDAMU Amurang	0	1 181	0	26 466
834 IDMND Manado	0	1 917	0	53 633
835 IDBIT Bitung	6 736 302	66 451 147	11 944 519	106 171 221
839 IDNAH Naha (U) - Sulut	3 060	4 392	60 517	87 890
840 IDPET Petta	0	138 322	0	31 283
843 IDMDC Sam Ratulangi (U)	3 664	47 208	133 759	4 004 631
SULAWESI TENGAH	17 120 310	144 182 442	39 404 804	170 940 363
867 IDPSJ Posso	15 997 630	100 655 242	38 717 724	130 877 062
868 IDLUW Luwuk	0	27 975	0	751 125
877 IDPAT Pantoloan	1 122 680	43 499 225	687 080	39 312 176
SULAWESI SELATAN	146 719 006	1 270 319 671	76 417 972	765 665 790
892 IDPAP Pare-Pare	1 500 000	23 041 110	918 000	13 991 857
893 IDUJU Ujungpandang	87 736 276	943 572 691	42 497 650	523 811 211
897 IDMLI Malili, Sulawesi	57 479 025	303 682 012	32 503 203	222 744 441
904 IDUPG Hasanuddin (U)	3 705	23 858	499 119	5 118 281
SULAWESI TENGGARA	45 522 542	439 788 968	42 303 224	523 501 091
921 IDBUW Bau-Bau	43 522 542	404 207 723	41 079 224	416 384 507
922 IDKDR Kendari	2 000 000	17 092 197	1 224 000	15 251 230

I.5. IM POR M ENURUT PROPINSI DAN PELABUHAN BONGKAR
IM PORT BY PROVINCE AND PORT OF IM PORTATION
***** NOVEM BER / NOVEM BER 2014 *****

Kode Pelabuhan Bongkar <i>Port of Importation</i>	Berat bersih / <i>Net weight (Kg)</i>		Nilai / <i>Value C.I.F (U S \$)</i>	
	Bulan ini <i>Current month</i>	Kumulatif <i>Cum. Jan. to date</i>	Bulan ini <i>Current month</i>	Kumulatif <i>Cum. Jan. to date</i>
923 IDKOL Kolaka	0	11 846 665	0	2 976 450
925 IDPUM Pomalaa	0	6 642 383	0	88 888 904
GORONTALO	2 200 000	97 882 914	1 347 400	51 129 713
841 IDGOR Gorontalo	2 200 000	93 834 724	1 347 400	50 716 798
845 IDLUK Labuhan Uki	0	4 048 190	0	412 915
SULAWESI BARAT	0	2 967 222	0	5 516 140
899 IDMJJ Mamuju	0	2 967 222	0	5 516 140
M ALUKU	43 718 567	362 733 926	41 336 487	364 761 933
946 IDAMB Ambon	43 705 893	353 091 645	41 282 192	360 176 788
949 IDLUV Tual	12 674	9 642 281	54 295	4 585 145
M ALUKU UTARA	1 792 810	7 464 725	1 926 032	7 818 617
941 IDTOB Tobelo	999 922	5 199 656	559 716	3 281 132
942 IDTTE Ternate	792 888	1 953 578	1 366 316	3 357 704
962 IDOBI Obi Island	0	311 491	0	1 179 781
PAPUA	5 137 569	389 945 944	26 602 908	943 507 803
979 IDMKQ Merauke	0	23 612	0	10 484
980 IDTIM Amamapare	5 129 569	384 002 289	26 602 581	940 773 186
983 IDDJ Jayapura / Sentani	8 000	5 920 043	327	2 724 133
PAPUA BARAT	2 630	4 519 848	59 708	24 694 512
971 IDSOR Sorong	2 382	4 516 150	28 668	24 640 036
976 IDFKQ Fak-Fak	0	697	0	12 012
977 IDKNG Kaimana	0	2 753	0	11 424
985 IDNTI Bintuni, Irian Jaya	248	248	31 040	31 040
TOTAL IM PORT	12 258 277 328	133 503 817 294	14 041 607 926	163 744 310 592

**I.6 IMPOR KOMODITI MENURUT NEGARA ASAL / IMPORT BY COUNTRY OF ORIGIN
DAN LIMA GOLONGAN BARANG (SITC) UTAMA / AND FIVE MAJOR SITC COMMODITY GROUP
*** NOVEMBER / NOVEMBER 2014 *****

Negara Asal/ SITC/ Uraian Golongan Barang <i>Country of Origin/ SITC/ group Description</i>	Berat Bersih / <i>Net Weight (Kg)</i>		Nilai CIF / <i>CIF Value (US\$)</i>	
	Bulan ini <i>Current month</i>	Kumulatif <i>Cum. Jan to date</i>	Bulan ini <i>Current month</i>	Kumulatif <i>Cum. Jan to date</i>
JAPAN				
784 Parts And Accessories Of The Motor Vehicles	7 043 969	83 607 028	101 800 897	1 108 666 327
782 Motor Vehicle For The Transportation Of Goods	5 617 401	95 698 238	50 871 978	887 879 404
713 Internal Combustion Piston Engines And Parts	4 440 327	57 249 806	51 180 058	691 369 908
673 Flat Rolled Products, Not Clad	60 426 765	803 616 277	47 299 563	626 730 207
781 Passengger Motor Cars	1 898 191	37 228 749	19 993 562	450 514 851
LAINNYA	211 273 579	3 009 395 032	954 659 198	12 016 306 839
SUB TOTAL	290 700 232	4 086 795 130	1 225 805 256	15 781 467 536
HONG KONG				
655 Knitted Or Crocheted Fabrics	2 234 745	21 322 728	20 670 725	188 011 648
652 Cotton Fabrics, Woven	1 219 338	16 286 900	14 368 717	174 225 346
764 Telecommunication Equipments And Parts	504 537	5 902 115	7 140 580	103 137 141
772 Electrical Apparatus For Making And Breaking Electrical Circuits	213 876	2 306 236	6 590 722	70 738 513
653 Fabrics, Woven, Of Man-made Fibres	645 624	6 211 472	7 767 873	68 003 064
LAINNYA	28 136 646	350 945 153	92 468 913	1 093 811 713
SUB TOTAL	32 954 766	402 974 604	149 007 530	1 697 927 425
KOREA, DEM. PEOPLE'S REP.				
641 Papers And Paperboards	0	972 044	0	902 110
727 Food Processing Machines And Parts	0	9 319	0	136 290
682 Copper	0	14 821	0	128 742
676 Iron/steel Bars, Rods, Angels, Shaped And Sections	10 434	87 635	9 808	77 376
748 Transmission Shafts And Cranks	6 125	6 125	53 010	53 010
LAINNYA	35	72 689	1 381	189 682
SUB TOTAL	16 594	1 162 633	64 199	1 487 210
KOREA, REPUBLIC OF				
334 Petroleum Products, Refined	448 791 481	3 785 833 454	382 623 947	3 455 809 528
673 Flat Rolled Products, Not Clad	103 193 385	880 023 647	68 252 977	599 821 629
655 Knitted Or Crocheted Fabrics	4 312 504	44 125 459	41 498 850	406 833 321
653 Fabrics, Woven, Of Man-made Fibres	1 980 133	20 830 465	24 574 333	262 468 751
232 Synthetic Rubber Latex, Synthetic/ reclaimed Rubber	9 597 727	121 209 213	18 997 493	243 633 079
LAINNYA	256 795 440	2 540 629 163	459 590 091	5 663 381 883
SUB TOTAL	824 670 670	7 392 651 401	995 537 691	10 631 948 191
TAIWAN				
673 Flat Rolled Products, Not Clad	33 118 540	335 488 577	21 367 805	220 135 556
653 Fabrics, Woven, Of Man-made Fibres	1 047 226	13 908 980	13 575 832	171 200 935
655 Knitted Or Crocheted Fabrics	1 227 335	17 468 222	12 593 404	171 112 940
728 Other Machines And Equipment Specialized For Particular Industry	1 181 979	18 687 630	9 509 522	138 823 036
776 Thermionic, Cold Cathode, And Photo Cathode Valves/tubes	27 514	381 045	11 801 877	134 625 774
LAINNYA	76 933 940	1 144 096 425	213 956 122	2 601 404 754
SUB TOTAL	113 536 534	1 530 030 879	282 804 562	3 437 302 995
CHINA				
764 Telecommunication Equipments And Parts	5 277 963	67 799 883	240 550 441	3 078 528 568
752 Automatic Data Processing Machines And Their Units	2 721 262	25 652 162	183 955 683	1 516 308 692
741 Heating And Cooling Equipments And Parts	30 398 028	209 896 249	75 841 549	700 139 607
778 Electrical Machinery And Apparatus	10 145 019	105 371 909	59 497 780	616 149 046
676 Iron/steel Bars, Rods, Angels, Shaped And Sections	74 556 603	1 009 066 313	42 544 438	615 252 316
LAINNYA	1 321 408 628	12 979 026 078	2 019 154 796	21 140 221 240
SUB TOTAL	1 444 507 503	14 396 812 594	2 621 544 687	27 666 599 469
MONGOLIA				
793 Ships, Boats, And Floating Structures	8 834 000	70 717 000	12 339	19 087 806
278 Other Crude Minerals	0	255 000	0	103 800
874 Measuring, Checking, Analysing, And Controlling Instrument And Apparatus	0	45	0	10 644
728 Other Machines And Equipment Specialized For Particular Industry	0	2 440	0	4 600
723 Civil Engineering And Contractor Plants And Equipments/parts	0	21	0	4 353
LAINNYA	149	235	4 025	8 984
SUB TOTAL	8 834 149	70 974 741	16 364	19 220 187

**I.6 IM POR KOM ODITI M ENURUT NEGARA ASAL / IMPORT BY COUNTRY OF ORIGIN
DAN LIMA GOLONGAN BARANG (SITC) UTAMA / AND FIVE MAJOR SITC COMMODITY GROUP
*** NOVEMBER / NOVEMBER 2014 *****

Negara Asal/ SITC/ Uraian Golongan Barang <i>Country of Origin/ SITC/ group Description</i>	Berat Bersih / <i>Net Weight (Kg)</i>		Nilai CIF / <i>CIF Value (US\$)</i>	
	Bulan ini <i>Current month</i>	Kumulatif <i>Cum. Jan to date</i>	Bulan ini <i>Current month</i>	Kumulatif <i>Cum. Jan to date</i>
MACAU				
682 Copper	42 024	679 255	157 905	2 546 165
652 Cotton Fabrics, Woven	399	193 251	3 521	1 513 289
655 Knitted Or Crocheted Fabrics	129	96 547	1 158	750 561
724 Textile/leather Machinery And Parts	0	60 004	0	577 743
851 Footwears	1 170	21 629	33 751	390 378
LAINNYA	1 681	106 543	47 638	1 551 022
SUB TOTAL	45 403	1 157 229	243 973	7 329 158
PAPUA NEW GUINEA				
072 Cocoa	615 000	7 421 610	2 110 202	22 755 554
282 Waste And Scrap Metal Of Iron/steel	806 868	10 385 056	323 168	3 998 804
223 Oil Seeds Use For Extraction Of Other Fixed Vegetable Oils	18	1 938	1 726	274 572
713 Internal Combustion Piston Engines And Parts	6 314	24 924	37 331	171 755
742 Pumps For Liquid And Parts	727	5 229	4 298	86 964
LAINNYA	13 890	25 297	60 306	208 170
SUB TOTAL	1 442 817	17 864 054	2 537 031	27 495 819
THAILAND				
784 Parts And Accessories Of The Motor Vehicles	8 337 017	97 110 168	74 442 480	897 129 778
781 Passenger Motor Cars	4 449 574	65 778 840	48 166 604	682 302 199
061 Sugar, Molasses, And Honey	46 468 746	1 505 476 544	19 971 405	670 778 451
713 Internal Combustion Piston Engines And Parts	2 161 282	30 442 116	29 811 362	385 142 065
575 Other Plastics In Primary Forms	18 502 060	185 177 939	33 753 067	345 928 557
LAINNYA	555 148 715	5 356 782 936	533 215 933	6 047 569 984
SUB TOTAL	635 067 394	7 240 768 543	739 360 851	9 028 851 034
SINGAPORE				
334 Petroleum Products, Refined	1 367 891 495	13 604 872 945	1 214 414 896	13 452 341 585
511 Hydrocarbon And Their Halogenated, Nitrated Derivatives	31 536 329	614 770 217	33 946 044	812 073 268
776 Thermionic, Cold Cathode, And Photo Cathode Valves/tubes	403 539	6 497 042	57 081 218	584 117 424
575 Other Plastics In Primary Forms	22 732 558	284 794 813	39 876 807	509 506 491
772 Electrical Apparatus For Making And Breaking Electrical Circuits	838 048	11 550 809	32 214 022	473 115 210
LAINNYA	288 571 471	3 447 722 393	584 765 381	7 507 654 328
SUB TOTAL	1 711 973 440	17 970 208 219	1 962 298 368	23 338 808 306
PHILIPPINES				
784 Parts And Accessories Of The Motor Vehicles	605 163	8 036 463	7 617 183	96 905 762
726 Printing/book Binding Machinery And Parts	153 462	1 236 813	2 100 146	34 560 186
752 Automatic Data Processing Machines And Their Units	15 172	434 603	860 802	29 593 071
773 Equipment For Distributing Electricity	209 793	3 511 800	1 922 658	29 421 495
873 Meters And Counters	54 548	692 696	1 970 204	24 354 966
LAINNYA	51 803 077	493 329 802	34 014 222	429 038 333
SUB TOTAL	52 901 215	507 241 977	48 485 215	643 873 833
MALAYSIA				
334 Petroleum Products, Refined	408 928 899	4 169 190 558	341 567 647	4 049 180 447
333 Petroleum Oil, Crude	0	515 398 496	0	402 185 710
511 Hydrocarbon And Their Halogenated, Nitrated Derivatives	16 066 612	173 158 707	17 314 243	238 800 689
571 Polymers Of Ethylene In Primary Forms	12 481 464	122 377 167	19 811 139	197 200 551
512 Alcohols,phenols,phenol-alcohols And Their Halogenated	19 494 392	235 722 421	16 337 576	195 162 450
LAINNYA	400 301 091	3 112 310 100	423 330 304	4 000 342 111
SUB TOTAL	865 332 458	8 988 426 049	818 127 509	9 891 472 624
MYANMAR				
054 Vegetables, Fresh, Chilled, Frozen Or Simply Preserved	224 000	60 632 990	239 731	59 998 347
682 Copper	599 812	5 801 657	4 157 911	41 038 758
042 Rice	0	12 136 000	0	3 972 152
061 Sugar, Molasses, And Honey	369 850	2 828 400	295 609	2 291 283
581 Tubes, Pipes, And Hoses Of Plastics	18 885	71 975	208 623	891 594
LAINNYA	143 023	1 000 209	433 019	4 133 303
SUB TOTAL	1 357 572	83 359 231	5 356 893	112 988 039

**I.6 IM POR KOM ODITI M ENURUT NEGARA ASAL / IM PORT BY COUNTRY OF ORIGIN
DAN LIMA GOLONGAN BARANG (SITC) UTAMA / AND FIVE MAJOR SITC COMMODITY GROUP
*** NOVEMBER / NOVEMBER 2014 *****

Negara Asal/ SITC/ Uraian Golongan Barang <i>Country of Origin/ SITC/ group Description</i>	Berat Bersih / <i>Net Weight (Kg)</i>		Nilai CIF / <i>CIF Value (US\$)</i>	
	Bulan ini <i>Current month</i>	Kumulatif <i>Cum. Jan to date</i>	Bulan ini <i>Current month</i>	Kumulatif <i>Cum. Jan to date</i>
CAMBODIA				
841 Men's Coats/jackets, Not Knitted	9 056	118 024	233 012	3 786 018
845 Articles Of Apparel	11 187	93 769	259 376	2 916 349
842 Women's Coats/ jacket, Not Knitted	5 466	78 548	133 229	1 784 157
844 Women's Coats/jackets, Knitted	6 793	54 193	165 933	1 685 611
562 Fertilizers, Manufactured	0	4 400 000	0	1 333 200
LAINNYA	20 548	1 684 823	154 441	6 621 428
SUB TOTAL	53 050	6 429 357	945 991	18 126 763
BRUNEI DARUSSALAM				
333 Petroleum Oil, Crude	0	695 655 000	0	568 131 625
512 Alcohols,phenols,phenol-alcohols And Their Halogenated	3 300 580	27 851 854	1 415 454	11 114 334
282 Waste And Scrap Metal Of Iron/ steel	0	11 514 260	0	4 274 501
723 Civil Engineering And Contractor Plants And Equipments/parts	0	178 618	0	2 112 323
718 Other Power Generating Machines And Parts	0	157 237	0	1 748 379
LAINNYA	116 295	1 964 919	213 767	5 588 853
SUB TOTAL	3 416 875	737 321 888	1 629 221	592 970 015
LAO PEOPLE'S DEM. REP.				
122 Tobacco, Manufactured	0	7 113 150	0	42 175 888
121 Tobacco, Unmanufactured And Refused	47 520	1 730 520	130 680	8 441 930
071 Coffee And Coffee Substitutes	0	133 200	0	563 867
232 Synthetic Rubber Latex, Synthetic/ reclaimed Rubber	0	12 000	0	53 800
695 Tools For Used In The Hand Or In Machines	0	96	0	6 783
LAINNYA	4	116	431	11 385
SUB TOTAL	47 524	8 989 082	131 111	51 253 653
NEPAL				
642 Paper And Paperboard Cut To Size/ shape And Article Of Papers	5 228	7 726	46 834	57 269
659 Floor Coverings	0	123	0	11 712
851 Footwears	46	46	2 455	2 455
892 Printed Matter	0	84	0	1 615
656 Tulle,lace,embroidery,ribbons,trimmings And Other Small Wares	0	6	0	80
LAINNYA	0	0	0	0
SUB TOTAL	5 274	7 985	49 289	73 131
BHUTAN				
749 Non-electric Parts And Accessories Of Machineries	0	1	0	5
LAINNYA	0	0	0	0
SUB TOTAL	0	1	0	5
VIET NAM				
764 Telecommunication Equipments And Parts	497 129	4 332 492	90 209 381	912 644 725
674 Flat Rolled Products, Clad Or Plated	40 116 363	323 959 067	32 505 327	273 141 430
752 Automatic Data Processing Machines And Their Units	151 017	2 071 134	8 460 604	223 957 551
333 Petroleum Oil, Crude	80 862 816	238 677 217	60 180 483	192 026 111
661 Lime,cement And Fabricated Construction Materials	268 871 110	2 299 256 301	17 286 965	150 411 566
LAINNYA	161 185 780	893 073 742	170 725 009	1 388 935 497
SUB TOTAL	551 684 215	3 761 369 953	379 367 769	3 141 116 880
MALDIVES				
746 Ball Or Roller Bearings	0	113	0	185
LAINNYA	0	0	0	0
SUB TOTAL	0	113	0	185
INDIA				
334 Petroleum Products, Refined	59 436 585	354 165 225	55 203 867	380 025 393
511 Hydrocarbon And Their Halogenated, Nitrated Derivatives	41 373 384	291 793 310	45 039 759	379 292 340
044 Maize, Unmilled	173 170	1 092 238 807	47 102	276 642 517
222 Oil Seeds Use For Extraction Ofsoft Fixed Vegetable Oils	5 168 554	190 285 662	5 448 783	209 411 252
041 Wheat And Meslin, Unmilled	0	357 884 036	0	110 089 204
LAINNYA	81 594 646	1 796 646 636	162 455 111	2 333 273 462
SUB TOTAL	187 746 339	4 083 013 676	268 194 622	3 688 734 168

**I.6 IMPOR KOMODITI MENURUT NEGARA ASAL / IMPORT BY COUNTRY OF ORIGIN
DAN LIMA GOLONGAN BARANG (SITC) UTAMA / AND FIVE MAJOR SITC COMMODITY GROUP
*** NOVEMBER / NOVEMBER 2014 *****

Negara Asal/ SITC/ Uraian Golongan Barang <i>Country of Origin/ SITC/ group Description</i>	Berat Bersih / <i>Net Weight (Kg)</i>		Nilai CIF / <i>CIF Value (US\$)</i>	
	Bulan ini <i>Current month</i>	Kumulatif <i>Cum. Jan to date</i>	Bulan ini <i>Current month</i>	Kumulatif <i>Cum. Jan to date</i>
PAKISTAN				
263 Cotton	4 550 480	27 605 620	6 885 926	44 861 132
042 Rice	11 066 000	55 741 000	4 252 521	21 670 225
057 Fruit And Nut; Fresh Or Dried	0	16 542 499	0	16 418 101
611 Leathers	37 735	327 177	1 607 563	12 284 692
652 Cotton Fabrics, Woven	250 021	2 018 443	1 313 598	11 897 665
LAINNYA	1 876 951	24 120 782	2 436 197	30 384 516
SUB TOTAL	17 781 187	126 355 521	16 495 805	137 516 331
BANGLADESH				
651 Textile Yarns	1 356 000	15 484 901	1 197 500	13 690 031
673 Flat Rolled Products, Not Clad	0	13 377 455	0	9 607 284
845 Articles Of Apparel	29 364	350 078	685 414	9 292 454
658 Made-up Articles, Wholly/ chiefly Of Textile Materials	1 412 920	8 606 187	1 030 105	6 488 143
121 Tobacco, Unmanufactured And Refused	0	1 537 048	0	6 462 839
LAINNYA	434 092	4 578 214	1 584 476	21 580 155
SUB TOTAL	3 232 376	43 933 883	4 497 495	67 120 906
SRI LANKA				
046 Meal And Flour Of Wheat And Flour Of Meslin	516 000	36 703 000	211 560	15 666 160
121 Tobacco, Unmanufactured And Refused	21 033	222 406	189 068	7 020 014
845 Articles Of Apparel	16 844	146 432	544 814	5 644 189
074 Tea And Mate	72 855	379 163	433 145	2 566 682
842 Women's Coats/ jacket, Not Knitted	2 881	35 032	100 271	1 647 334
LAINNYA	357 564	2 756 799	900 119	10 368 640
SUB TOTAL	987 177	40 242 832	2 378 977	42 913 019
AFGHANISTAN				
057 Fruit And Nut; Fresh Or Dried	18 000	108 000	27 587	203 062
273 Stone, Sand And Gravel	0	1 050	0	6 284
772 Electrical Apparatus For Making And Breaking Electrical Circuits	0	1	0	2 339
899 Other Miscellaneous Manufactured Articles	0	112	0	548
LAINNYA	0	0	0	0
SUB TOTAL	18 000	109 163	27 587	212 233
INDONESIA				
851 Footwears	96 123	1 301 169	1 359 051	15 616 265
726 Printing/book Binding Machinery And Parts	25 698	405 693	538 582	8 728 221
772 Electrical Apparatus For Making And Breaking Electrical Circuits	9 381	551 175	383 562	8 666 893
784 Parts And Accessories Of The Motor Vehicles	35 252	443 565	733 983	7 924 713
762 Radio Broadcast Receivers	0	143 888	0	7 452 909
LAINNYA	3 232 520	24 233 334	10 930 860	113 066 452
SUB TOTAL	3 398 974	27 078 824	13 946 038	161 455 453
IRAQ				
611 Leathers	0	20 085	0	188 730
057 Fruit And Nut; Fresh Or Dried	0	114 750	0	98 685
695 Tools For Used In The Hand Or In Machines	0	90	0	29 280
694 Nails, Screws, Nuts, Bolts, Rivets Of Iron/ steel Or Copper	0	22	0	5 665
728 Other Machines And Equipment Specialized For Particular Industry	0	69	0	5 644
LAINNYA	3	60	1 548	11 081
SUB TOTAL	3	135 076	1 548	339 085
IRAN (ISLAMIC REPUBLIC OF)				
335 Residual Petroleum Products, And Related Materials	2 991 445	27 470 439	1 697 469	16 229 010
334 Petroleum Products, Refined	6 053 608	6 076 008	6 835 371	6 850 163
278 Other Crude Minerals	1 917 656	9 317 734	1 039 041	4 952 488
057 Fruit And Nut; Fresh Or Dried	308 000	3 819 521	414 920	3 451 708
512 Alcohols, phenols, phenol-alcohols And Their Halogenated	0	4 667 477	0	2 669 797
LAINNYA	28 013	4 203 260	225 272	4 971 404
SUB TOTAL	11 298 722	55 554 439	10 212 073	39 124 570

**I.6 IM POR KOM ODITI M ENURUT NEGARA ASAL / IM PORT BY COUNTRY OF ORIGIN
DAN LIMA GOLONGAN BARANG (SITC) UTAMA / AND FIVE MAJOR SITC COMMODITY GROUP
*** NOVEMBER / NOVEMBER 2014 *****

Negara Asal/ SITC/ Uraian Golongan Barang <i>Country of Origin/ SITC/ group Description</i>	Berat Bersih / Net Weight (Kg)		Nilai CIF / CIF Value (US\$)	
	Bulan ini <i>Current month</i>	Kumulatif <i>Cum. Jan to date</i>	Bulan ini <i>Current month</i>	Kumulatif <i>Cum. Jan to date</i>
SAUDI ARABIA				
333 Petroleum Oil, Crude	488 643 640	4 888 230 000	326 834 891	4 091 837 788
342 Liquefied Propane And Butane	155 261 350	921 924 840	107 341 274	761 333 637
334 Petroleum Products, Refined	99 970	364 669 887	116 964	361 809 760
511 Hydrocarbon And Their Halogenated, Nitrated Derivatives	22 255 617	230 843 160	30 316 601	320 870 228
575 Other Plastics In Primary Forms	13 939 647	131 334 758	21 049 355	183 686 595
LAINNYA	19 737 843	408 097 013	24 703 641	367 221 836
SUB TOTAL	699 938 067	6 945 099 658	510 362 726	6 086 759 844
ISRAEL				
695 Tools For Used In The Hand Or In Machines	1 187	17 117	342 075	5 349 772
515 Organo-inorganic And Heterocyclic Compounds	10	2 767	5 500	1 785 710
533 Pigments, Paints, Varnishes, And Related Materials	2 446	37 370	112 086	1 030 604
514 Nitrogen-function Compounds	6	1 037	1 359	736 755
759 Parts And Accessories For Machine Of Heading 751 Or 752	2 241	7 031	184 263	403 328
LAINNYA	69 669	649 604	503 604	3 323 811
SUB TOTAL	75 559	714 926	1 148 887	12 629 980
KUWAIT				
334 Petroleum Products, Refined	122 265 000	1 214 859 363	95 403 436	1 080 544 087
511 Hydrocarbon And Their Halogenated, Nitrated Derivatives	10 001 000	109 700 474	10 926 175	142 824 222
512 Alcohols, phenols, phenol-alcohols And Their Halogenated	6 463 146	58 338 740	6 653 985	61 635 690
571 Polymers Of Ethylene In Primary Forms	4 059 000	35 205 867	4 548 725	41 789 758
335 Residual Petroleum Products, And Related Materials	0	62 889 000	0	29 278 309
LAINNYA	829 198	26 889 410	425 713	10 322 239
SUB TOTAL	143 617 344	1 507 882 854	117 958 034	1 366 394 305
JORDAN				
272 Fertilizers, Crude	51 600 000	633 230 000	5 941 740	84 590 070
562 Fertilizers, Manufactured	971 820	138 423 100	325 560	42 746 422
522 Inorganic Chemical Elements, Oxides And Halogen Salts	0	5 688 970	0	4 807 757
591 Disinfectants, Insecticides, And Fungicides Put In Forms	4 104	52 199	42 366	617 548
551 Essential Oils, Perfumes, And Flavour Materials	0	40	0	346 638
LAINNYA	21 057	1 605 845	93 342	1 197 230
SUB TOTAL	52 596 981	779 000 154	6 403 008	134 305 665
LEBANON				
251 Pulp And Waste Paper	2 262 240	9 840 582	345 459	1 914 667
892 Printed Matter	9 878	359 393	5 234	1 130 432
288 Non-ferrous Base Metal Waste And Scraps	0	117 700	0	384 954
073 Chocolate And Other Food Preparations Containing Cocoa	1 528	3 211	35 877	74 592
893 Article Of Plastics	0	4 715	0	5 709
LAINNYA	0	17	0	5
SUB TOTAL	2 273 646	10 325 618	386 570	3 510 359
PALESTINA				
057 Fruit And Nut; Fresh Or Dried	0	8 800	0	82 500
772 Electrical Apparatus For Making And Breaking Electrical Circuits	0	292	0	14 193
776 Inertionic, Cold Cathode, And Photo Cathode Valves/ tubes	0	147	0	7 269
728 Other Machines And Equipment Specialized For Particular Industry	0	4	0	1 621
771 Electric Power Machinery And Parts	0	26	0	1 323
LAINNYA	86	285	456	1 788
SUB TOTAL	86	9 554	456	108 694
YEMEN				
034 Fish, Fresh, Chilled Or Frozen	52 150	1 677 682	36 505	1 161 623
251 Pulp And Waste Paper	409 210	2 681 040	81 842	550 350
893 Article Of Plastics	0	268	0	3 413
821 Furnitures And Parts	0	375	0	2 350
LAINNYA	1	69	5	375
SUB TOTAL	461 361	4 405 184	118 352	1 811 212

**I.6 IM POR KOM ODITI M ENURUT NEGARA ASAL / IMPORT BY COUNTRY OF ORIGIN
DAN LIMA GOLONGAN BARANG (SITC) UTAMA / AND FIVE MAJOR SITC COMMODITY GROUP
*** NOVEMBER / NOVEMBER 2014 *****

Negara Asal/ SITC/ Uraian Golongan Barang <i>Country of Origin/ SITC/ group Description</i>	Berat Bersih / Net Weight (Kg)		Nilai CIF / CIF Value (US\$)	
	Bulan ini <i>Current month</i>	Kumulatif <i>Cum. Jan to date</i>	Bulan ini <i>Current month</i>	Kumulatif <i>Cum. Jan to date</i>
OMAN				
511 Hydrocarbon And Their Halogenated, Nitrated Derivatives	10 416 987	114 005 058	9 844 053	139 857 469
512 Alcohols,phenols,phenol-alcohols And Their Halogenated	9 044 905	229 842 701	3 720 373	38 672 331
684 Alumunium	297 498	1 702 217	647 754	3 680 677
034 Fish, Fresh, Chilled Or Frozen	0	1 661 900	0	1 076 160
273 Stone, Sand And Gravel	0	33 000 000	0	1 036 200
LAINNYA	56 936	714 904	213 068	638 918
SUB TOTAL	19 816 326	380 926 780	14 425 248	184 961 755
SYRIA ARAB REPUBLIC				
611 Leathers	28 000	119 389	278 460	1 045 550
075 Spices	36 000	135 970	15 196	75 588
LAINNYA	0	0	0	0
SUB TOTAL	64 000	255 359	293 656	1 121 138
TURKEY				
333 Petroleum Oil, Crude	0	927 139 729	0	770 339 923
121 Tobacco, Unmanufactured And Refused	213 933	5 818 228	1 510 941	46 636 415
046 Meal And Flour Of Wheat And Flour Of Meslin	5 247 500	74 937 414	1 660 283	24 584 856
523 Metallicsalts And Peroxysalts	603 600	26 464 600	395 358	14 689 113
511 Hydrocarbon And Their Halogenated, Nitrated Derivatives	0	10 488 968	0	12 995 043
LAINNYA	9 506 990	87 415 698	14 068 215	142 990 838
SUB TOTAL	15 572 023	1 132 264 637	17 634 797	1 012 236 188
UNITED ARAB EMIRATES				
342 Liquefied Propane And Butane	88 965 000	1 095 947 312	58 309 312	965 148 031
334 Petroleum Products, Refined	89 448 977	308 760 079	71 829 930	282 772 192
511 Hydrocarbon And Their Halogenated, Nitrated Derivatives	13 386 804	83 884 947	18 699 831	122 019 677
684 Alumunium	4 821 821	46 124 008	12 086 856	105 145 171
575 Other Plastics In Primary Forms	2 599 125	17 339 402	3 888 324	23 734 067
LAINNYA	11 809 401	198 556 537	11 309 514	157 392 736
SUB TOTAL	211 031 128	1 750 612 285	176 123 767	1 656 211 874
QATAR				
342 Liquefied Propane And Butane	111 360 263	936 199 064	71 605 614	834 914 009
334 Petroleum Products, Refined	32 368 276	466 664 884	27 069 348	467 517 285
684 Alumunium	3 682 121	40 620 865	9 375 376	94 634 889
571 Polymers Of Ethylene In Primary Forms	1 495 500	20 094 991	2 225 556	29 219 931
511 Hydrocarbon And Their Halogenated, Nitrated Derivatives	0	14 685 573	0	19 459 456
LAINNYA	302 805	125 455 358	83 216	28 464 533
SUB TOTAL	149 208 965	1 603 720 735	110 359 110	1 474 210 103
BAHRAIN				
334 Petroleum Products, Refined	0	124 892 790	0	119 298 972
684 Alumunium	466 308	9 020 103	1 117 115	19 962 721
522 Inorganic Chemical Elements, Oxides And Halogen Salts	0	6 300 000	0	3 584 700
661 Lime,cement And Fabricated Construction Materials	40 027	556 077	25 238	353 421
652 Cotton Fabrics, Woven	8 849	24 460	85 779	218 030
LAINNYA	2 077	189 221	2 791	186 158
SUB TOTAL	517 261	140 982 651	1 230 923	143 604 002
CYPRUS				
251 Pulp And Waste Paper	479 580	6 676 610	90 641	1 320 250
287 Ores And Concentrates Of Basemetals	0	392 000	0	447 414
745 Other Non-electical Machinery, Tools, And Mechanical Apparatus	248	3 560	41 436	137 163
098 Edible Products And Preparations	24 960	49 920	67 766	134 534
288 Non-ferrous Base Metal Waste And Scraps	19 910	19 910	132 139	132 139
LAINNYA	75	398 482	11 578	300 373
SUB TOTAL	524 773	7 540 482	343 560	2 471 873

**I.6 IMPOR KOMODITI MENURUT NEGARA ASAL / IMPORT BY COUNTRY OF ORIGIN
DAN LIMA GOLONGAN BARANG (SITC) UTAMA / AND FIVE MAJOR SITC COMMODITY GROUP
*** NOVEMBER / NOVEMBER 2014 *****

Negara Asal/ SITC/ Uraian Golongan Barang <i>Country of Origin/ SITC/ group Description</i>	Berat Bersih / <i>Net Weight (Kg)</i>		Nilai CIF / <i>CIF Value (US\$)</i>	
	Bulan ini <i>Current month</i>	Kumulatif <i>Cum. Jan to date</i>	Bulan ini <i>Current month</i>	Kumulatif <i>Cum. Jan to date</i>
OTHER WEST ASIA				
061 Sugar, Molasses, And Honey	0	40 000	0	64 800
881 Photographic Apparatus And Equipments	0	45	0	16 043
771 Electric Power Machinery And Parts	0	8	0	10 034
764 Telecommunication Equipments And Parts	0	22	0	3 402
743 Pumps, Compressors, Fans, Blowers, Centrifuges, And Parts	0	5	0	2 709
LAINNYA	0	8	0	2 533
SUB TOTAL	0	40 088	0	99 521
EGYPT				
562 Fertilizers, Manufactured	43 437 307	627 599 319	4 042 703	52 243 343
272 Fertilizers, Crude	0	291 550 000	0	34 672 751
061 Sugar, Molasses, And Honey	0	53 546 102	0	14 359 682
057 Fruit And Nut; Fresh Or Dried	49 155	15 037 580	63 929	13 991 913
054 Vegetables, Fresh, Chilled, Frozen Or Simply Preserved	0	8 020 000	0	4 486 200
LAINNYA	452 408	8 201 419	515 666	9 576 373
SUB TOTAL	43 938 870	1 003 954 420	4 622 298	129 330 262
LIBYAN ARAB JAMAHIRIYA				
728 Other Machines And Equipment Specialized For Particular Industry	0	18	0	7 580
748 Transmission Shafts And Cranks	0	86	0	3 291
629 Articles Of Rubbers	0	2	0	2 051
699 Manufactures Of Base Metals	0	2	0	1 611
694 Nails, Screws, Nuts, Bolts, Rivets Of Iron/steel Or Copper	0	32	0	1 596
LAINNYA	0	3	0	257
SUB TOTAL	0	143	0	16 386
MOROCCO				
522 Inorganic Chemical Elements, Oxides And Halogen Salts	0	86 779 316	0	62 114 090
272 Fertilizers, Crude	40 511 790	289 446 300	6 036 257	42 623 708
842 Women's Coats/ jacket, Not Knitted	12 801	180 232	776 443	11 319 598
845 Articles Of Apparel	2 617	36 750	145 311	2 030 870
841 Men's Coats/jackets, Not Knitted	2 679	34 181	150 242	2 025 007
LAINNYA	73 373	2 357 666	364 245	4 639 550
SUB TOTAL	40 603 260	378 834 445	7 472 498	124 752 823
TUNISIA				
057 Fruit And Nut; Fresh Or Dried	0	3 361 745	0	10 920 144
523 Metallicsalts And Peroxysalts	1 514 000	10 328 000	889 570	5 934 762
772 Electrical Apparatus For Making And Breaking Electrical Circuits	5 194	48 823	143 549	1 368 736
842 Women's Coats/ jacket, Not Knitted	194	6 852	13 336	465 649
684 Aluminium	50 000	200 000	100 391	380 416
LAINNYA	2 164	1 142 256	65 189	1 628 692
SUB TOTAL	1 571 552	15 087 676	1 212 035	20 698 399
ALGERIA				
333 Petroleum Oil, Crude	0	333 220 260	0	298 422 103
251 Pulp And Waste Paper	500 700	5 211 660	102 644	1 076 474
057 Fruit And Nut; Fresh Or Dried	0	27 849	0	67 502
533 Pigments, Paints, Varnishes, And Related Materials	0	1	0	1 500
641 Papers And Paperboards	90	90	428	428
LAINNYA	0	29	0	264
SUB TOTAL	500 790	338 459 889	103 072	299 568 271
SUDAN				
222 Oil Seeds Use For Extraction Of soft Fixed Vegetable Oils	0	370 000	0	274 750
782 Motor Vehicle For The Transportation Of Goods	40 604	40 604	149 500	149 500
247 Wood In The Rough Or Roughly Squared	44 001	176 999	25 361	111 613
263 Cotton	0	56 561	0	104 955
273 Stone, Sand And Gravel	660	14 161	1 643	61 497
LAINNYA	0	19 585	0	38 766
SUB TOTAL	85 265	677 910	176 504	741 081

I.6 IM POR KOM ODITI M ENURUT NEGARA ASAL / I M P O R T B Y C O U N T R Y O F O R I G I N
DAN L I M A G O L O N G A N B A R A N G (S I T C) U T A M A / A N D F I V E M A J O R S I T C C O M M O D I T Y G R O U P
***** N O V E M B E R / N O V E M B E R 2 0 1 4 *****

Negara Asal/ SITC/ Uraian Golongan Barang <i>Country of Origin/ SITC/group Description</i>	Berat Bersih / <i>Net Weight (Kg)</i>		Nilai CIF / <i>CIF Value (US\$)</i>	
	Bulan ini <i>Current month</i>	Kumulatif <i>Cum. Jan to date</i>	Bulan ini <i>Current month</i>	Kumulatif <i>Cum. Jan to date</i>
ERITREA				
675 Flat Rolled Products And Alloy Steels	0	112	0	8 485
778 Electrical Machinery And Apparatus	0	672	0	7 140
749 Non-electric Parts And Accessories Of Machineries	0	3	0	52
LAINNYA	0	0	0	0
SUB TOTAL	0	787	0	15 677
LESOTHO				
841 Men's Coats/jackets, Not Knitted	12 612	69 871	143 868	942 112
728 Other Machines And Equipment Specialized For Particular Industry	0	1	0	8
LAINNYA	0	0	0	0
SUB TOTAL	12 612	69 872	143 868	942 120
NAMIBIA				
036 Crustaceans, Molluscs, And Aquatic Invertebrates	0	55 053	0	415 738
686 Zinc	0	99 418	0	261 159
273 Stone, Sand And Gravel	0	377 250	0	109 403
723 Civil Engineering And Contractor Plants And Equipments/parts	0	2 093	0	91 890
057 Fruit And Nut; Fresh Or Dried	0	32 400	0	69 358
LAINNYA	0	28	0	2 647
SUB TOTAL	0	566 242	0	950 195
WESTERN SAHARA				
723 Civil Engineering And Contractor Plants And Equipments/parts	0	8	0	2 184
784 Parts And Accessories Of The Motor Vehicles	0	13	0	456
LAINNYA	0	0	0	0
SUB TOTAL	0	21	0	2 640
ETHIOPIA				
054 Vegetables, Fresh, Chilled, Frozen Or Simply Preserved	527 000	21 946 000	432 880	17 597 103
222 Oil Seeds Use For Extraction Ofsoft Fixed Vegetable Oils	0	4 525 396	0	2 405 698
611 Leathers	577	31 367	52 991	1 754 882
075 Spices	40 000	1 021 020	57 000	802 225
554 Soap,cleansing And Polishing Preparations	0	25 920	0	38 465
LAINNYA	0	8 839	0	28 516
SUB TOTAL	567 577	27 558 542	542 871	22 626 889
TANZANIA, UNITED REP. OF				
263 Cotton	666 959	4 271 627	1 122 818	8 206 193
121 Tobacco, Unmanufactured And Refused	3 420	535 091	21 048	3 612 672
682 Copper	0	449 403	0	3 072 095
222 Oil Seeds Use For Extraction Ofsoft Fixed Vegetable Oils	0	2 454 510	0	1 320 272
072 Cocoa	0	195 170	0	637 975
LAINNYA	64	287 668	3 514	511 904
SUB TOTAL	670 443	8 193 469	1 147 380	17 361 111
M ADAGASCAR				
551 Essential Oils, Perfumes, And Flavour Materials	140 000	340 009	1 819 633	4 652 468
263 Cotton	292 133	725 132	496 807	1 350 222
562 Fertilizers, Manufactured	0	5 253 900	0	683 437
075 Spices	0	11 500	0	663 800
841 Men's Coats/jackets, Not Knitted	125	10 388	7 768	352 880
LAINNYA	31	623 782	1 573	544 779
SUB TOTAL	432 289	6 964 711	2 325 781	8 247 586
SOM ALIA				
759 Parts And Accessories For Machine Of Heading 751 Or 752	0	333	0	75 922
846 Clothing Accessories Of Textiles Fabrics	0	38	0	750
773 Equipment For Distributing Electricity	0	275	0	5
723 Civil Engineering And Contractor Plants And Equipments/parts	0	56	0	2
695 Tools For Used In The Hand Or In Machines	0	14	0	1
LAINNYA	0	0	0	0
SUB TOTAL	0	716	0	76 680

**I.6 IMPOR KOMODITI MENURUT NEGARA ASAL / IMPORT BY COUNTRY OF ORIGIN
DAN LIMA GOLONGAN BARANG (SITC) UTAMA / AND FIVE MAJOR SITC COMMODITY GROUP
*** NOVEMBER / NOVEMBER 2014 *****

Negara Asal/ SITC/ Uraian Golongan Barang <i>Country of Origin/ SITC/ group Description</i>	Berat Bersih / <i>Net Weight (Kg)</i>		Nilai CIF / <i>CIF Value (US\$)</i>	
	Bulan ini <i>Current month</i>	Kumulatif <i>Cum. Jan to date</i>	Bulan ini <i>Current month</i>	Kumulatif <i>Cum. Jan to date</i>
KENYA				
074 Tea And Mate	109 811	1 933 190	266 598	4 622 754
523 Metallicsalts And Peroxysalts	1 466 788	8 624 003	322 692	1 816 932
611 Leathers	0	165 223	0	1 501 515
265 Vegetable Textile Fibres,raw Or Processed;waste Of These Fibres	0	252 000	0	364 140
054 Vegetables, Fresh, Chilled, Frozen Or Simply Preserved	0	42 350	0	29 645
LAINNYA	152	9 433	1 494	51 774
SUB TOTAL	1 576 751	11 026 199	590 784	8 386 760
REUNION				
251 Pulp And Waste Paper	0	7 346 852	0	1 360 861
748 Transmission Shafts And Cranks	254	940	25 284	115 332
657 Special Yarns,textile Fabrics	0	892	0	95 401
724 Textile/leather Machinery And Parts	1 400	2 249	43 681	76 359
579 Waste And Scrap Of Plastics	0	281 460	0	59 107
LAINNYA	6	23 143	580	114 585
SUB TOTAL	1 660	7 655 536	69 545	1 821 645
M OZAMBIQUE				
263 Cotton	69 994	5 741 820	141 966	10 500 667
222 Oil Seeds Use For Extraction Ofsoft Fixed Vegetable Oils	190 000	8 701 381	201 000	9 124 299
282 Waste And Scrap Metal Of Iron/ steel	0	8 513 000	0	3 107 245
121 Tobacco, Unmanufactured And Refused	8 280	269 053	45 979	1 788 355
251 Pulp And Waste Paper	1 481 099	1 481 099	1 319 064	1 319 064
LAINNYA	56 000	205 515	82 600	334 301
SUB TOTAL	1 805 373	24 911 868	1 790 609	26 173 931
BOTSWANA				
658 Made-up Articles, Wholly/ chiefly Of Textile Materials	3	83	106	2 405
655 Knitted Or Crocheted Fabrics	0	115	0	116
656 Tulle,lace,enbroidery,ribbons,trimmings And Other Small Wares	0	18	0	100
892 Printed Matter	0	13	0	69
651 Textile Yarns	0	1	0	1
LAINNYA	0	0	0	0
SUB TOTAL	3	230	106	2 691
EQUATORIAL GUINEA				
694 Nails, Screws, Nuts, Bolts, Rivets Of Iron/ steel Or Copper	0	1	0	6
LAINNYA	0	0	0	0
SUB TOTAL	0	1	0	6
TOGO				
263 Cotton	100 159	4 258 581	175 943	8 395 023
282 Waste And Scrap Metal Of Iron/ steel	0	2 971 080	0	1 097 007
072 Cocoa	0	195 800	0	661 217
893 Article Of Plastics	0	1	0	8
LAINNYA	0	0	0	0
SUB TOTAL	100 159	7 425 462	175 943	10 153 255
GHANA				
072 Cocoa	250 000	9 115 062	895 340	27 916 094
288 Non-ferrous Base Metal Waste And Scraps	0	183 910	0	289 507
685 Lead	0	98 520	0	199 010
634 Veneers,plywood,improved/ reconstituted Wood Worked	0	25 862	0	184 911
641 Papers And Paperboards	0	2 600	0	25 706
LAINNYA	0	82	0	7 301
SUB TOTAL	250 000	9 426 036	895 340	28 622 529
LIBERIA				
652 Cotton Fabrics, Woven	0	8 433	0	81 052
728 Other Machines And Equipment Specialized For Particular Industry	0	1 420	0	10 753
291 Crude Animal Materials	0	48	0	7 728

**I.6 IMPOR KOMODITI MENURUT NEGARA ASAL / IMPORT BY COUNTRY OF ORIGIN
DAN LIMA GOLONGAN BARANG (SITC) UTAMA / AND FIVE MAJOR SITC COMMODITY GROUP
*** NOVEMBER / NOVEMBER 2014 *****

Negara Asal/ SITC/ Uraian Golongan Barang <i>Country of Origin/ SITC/ group Description</i>	Berat Bersih / <i>Net Weight (Kg)</i>		Nilai CIF / <i>CIF Value (US\$)</i>	
	Bulan ini <i>Current month</i>	Kumulatif <i>Cum. Jan to date</i>	Bulan ini <i>Current month</i>	Kumulatif <i>Cum. Jan to date</i>
574 Poliacetals And Polycarbons In Primary Forms	0	760	0	6 928
657 Special Yarns, textile Fabrics	150	150	2 107	2 107
LAINNYA	31	244	306	1 721
SUB TOTAL	181	11 055	2 413	110 289
GUINEA				
263 Cotton	201 965	475 634	331 716	874 719
072 Cocoa	0	75 970	0	270 377
743 Pumps, Compressors, Fans, Blowers, Centrifuges, And Parts	0	11 291	0	135 000
752 Automatic Data Processing Machines And Their Units	0	6	0	3 263
786 Trailers And Other Vehicles, Not Motorized	0	209	0	2 500
LAINNYA	1	1	31	31
SUB TOTAL	201 966	563 111	331 747	1 285 890
ANGOLA				
333 Petroleum Oil, Crude	0	254 622 360	0	205 874 808
679 Tubes, Pipes, Hollow Profile, Pipe Fitting Of Iron/ steel	0	909 187	0	1 572 072
693 Wire Products And Fencing Grills	0	266 527	0	460 852
699 Manufactures Of Base Metals	0	100 589	0	431 981
684 Alumunium	0	215 630	0	412 834
LAINNYA	45 000	216 121	68 850	407 373
SUB TOTAL	45 000	256 330 414	68 850	209 159 920
CONGO				
248 Wood, simply Worked And Railway Seeper Of Wood	0	697 676	0	534 100
684 Alumunium	121 040	147 427	238 339	289 134
629 Articles Of Rubbers	1	36	390	45 500
772 Electrical Apparatus For Making And Breaking Electrical Circuits	0	29	0	32 632
553 Perfumery, Cosmetics, And Toilet Preparations	0	80	0	27 416
LAINNYA	0	37	0	6 955
SUB TOTAL	121 041	845 285	238 729	935 737
CAMEROON				
263 Cotton	649 068	9 308 653	1 015 181	17 602 521
072 Cocoa	193 174	5 300 603	519 406	14 874 732
248 Wood, simply Worked And Railway Seeper Of Wood	182 963	2 724 984	142 035	2 042 121
685 Lead	0	94 000	0	187 060
659 Floor Coverings	0	9 391	0	65 106
LAINNYA	25 043	134 219	29 132	164 185
SUB TOTAL	1 050 248	17 571 850	1 705 754	34 935 725
NIGERIA				
333 Petroleum Oil, Crude	505 627 000	3 607 878 000	368 560 715	2 967 086 626
342 Liquefied Propane And Butane	0	91 075 000	0	87 128 138
072 Cocoa	0	4 302 650	0	12 361 141
263 Cotton	0	2 332 414	0	3 369 581
611 Leathers	21 309	194 827	207 825	1 887 566
LAINNYA	0	691 651	0	2 422 870
SUB TOTAL	505 648 309	3 706 474 542	368 768 540	3 074 255 922
SIERRA LEONE				
759 Parts And Accessories For Machine Of Heading 751 Or 752	0	2 155	0	164 552
772 Electrical Apparatus For Making And Breaking Electrical Circuits	95	449	14 113	79 983
598 Miscellaneous Chemical Products	84	1 202	2 844	52 931
742 Pumps For Liquid And Parts	0	94	0	5 008
761 Television Receivers	0	28	0	3 241
LAINNYA	2	240	251	7 809
SUB TOTAL	181	4 168	17 208	313 524
GABON				
684 Alumunium	0	120 920	0	234 540
873 Meters And Counters	0	2 010	0	72 976

**I.6 IMPOR KOMODITI MENURUT NEGARA ASAL / IMPORT BY COUNTRY OF ORIGIN
DAN LIMA GOLONGAN BARANG (SITC) UTAMA / AND FIVE MAJOR SITC COMMODITY GROUP
*** NOVEMBER / NOVEMBER 2014 *****

Negara Asal/ SITC/ Uraian Golongan Barang <i>Country of Origin/ SITC/ group Description</i>	Berat Bersih / <i>Net Weight (Kg)</i>		Nilai CIF / <i>CIF Value (US\$)</i>	
	Bulan ini <i>Current month</i>	Kumulatif <i>Cum. Jan to date</i>	Bulan ini <i>Current month</i>	Kumulatif <i>Cum. Jan to date</i>
248 Wood, simply Worked And Railway Sleeper Of Wood	0	122 513	0	72 911
718 Other Power Generating Machines And Parts	0	100	0	14 526
694 Nails, Screws, Nuts, Bolts, Rivets Of Iron/steel Or Copper	0	56	0	7 581
LAINNYA	0	397	0	20 089
SUB TOTAL	0	245 996	0	422 623
COTE D'IVOIRE				
072 Cocoa	11 106 432	49 467 656	36 934 686	157 611 374
263 Cotton	1 105 667	26 282 014	1 648 020	52 174 428
248 Wood, simply Worked And Railway Sleeper Of Wood	0	153 989	0	179 634
057 Fruit And Nut; Fresh Or Dried	0	34 920	0	36 666
422 Fixed Vegetable Fats And Oils Solid, crude, refined Or Fractioned	25	1 475	727	24 253
LAINNYA	44	9 007	10 610	29 295
SUB TOTAL	12 212 168	75 949 061	38 594 043	210 055 650
SENEGAL				
263 Cotton	0	1 637 057	0	3 287 736
282 Waste And Scrap Metal Of Iron/ steel	508 140	2 093 190	185 471	782 819
411 Animal Oils And Fats	0	44 580	0	63 304
723 Civil Engineering And Contractor Plants And Equipments/ parts	0	110	0	20 790
664 Glass	0	1 048	0	9 838
LAINNYA	94	491	384	18 633
SUB TOTAL	508 234	3 776 476	185 855	4 183 120
MAURITANIA				
081 Feeding Stuff For Animals	0	545 340	0	876 508
845 Articles Of Apparel	0	177	0	5 441
554 Soap, cleansing And Polishing Preparations	0	1	0	2
LAINNYA	0	0	0	0
SUB TOTAL	0	545 518	0	881 951
MAU				
263 Cotton	896 777	27 485 373	1 699 943	56 175 722
098 Edible Products And Preparations	0	14 520	0	183 482
772 Electrical Apparatus For Making And Breaking Electrical Circuits	0	334	0	16 395
776 Thermionic, Cold Cathode, And Photo Cathode Valves/ tubes	0	138	0	5 933
598 Miscellaneous Chemical Products	0	121	0	4 164
LAINNYA	5	843	55	14 902
SUB TOTAL	896 782	27 501 329	1 699 998	56 400 598
BENIN				
263 Cotton	928 137	15 402 627	1 457 825	29 069 038
288 Non-ferrous Base Metal Waste And Scraps	0	81 220	0	128 328
223 Oil Seeds Use For Extraction Of Other Fixed Vegetable Oils	0	72	0	13 702
LAINNYA	0	0	0	0
SUB TOTAL	928 137	15 483 919	1 457 825	29 211 068
BURKINA FASO				
263 Cotton	1 302 095	31 566 320	2 449 569	62 053 291
LAINNYA	0	0	0	0
SUB TOTAL	1 302 095	31 566 320	2 449 569	62 053 291
GUINEA BISSAU				
695 Tools For Used In The Hand Or In Machines	0	450	0	36 202
772 Electrical Apparatus For Making And Breaking Electrical Circuits	0	73	0	18 980
718 Other Power Generating Machines And Parts	0	69	0	7 368
LAINNYA	0	0	0	0
SUB TOTAL	0	592	0	62 550

**I.6 IMPOR KOMODITI MENURUT NEGARA ASAL / IMPORT BY COUNTRY OF ORIGIN
DAN LIMA GOLONGAN BARANG (SITC) UTAMA / AND FIVE MAJOR SITC COMMODITY GROUP
*** NOVEMBER / NOVEMBER 2014 *****

Negara Asal/ SITC/ Uraian Golongan Barang <i>Country of Origin/ SITC/ group Description</i>	Berat Bersih / <i>Net Weight (Kg)</i>		Nilai CIF / <i>CIF Value (US\$)</i>	
	Bulan ini <i>Current month</i>	Kumulatif <i>Cum. Jan to date</i>	Bulan ini <i>Current month</i>	Kumulatif <i>Cum. Jan to date</i>
GAMBIA				
874 Measuring, Checking, Analysing, And Controlling Instrument And Appa	0	381	0	11 762
743 Pumps, Compressors, Fans, Blowers, Centrifuges, And Parts	0	169	0	2 555
695 Tools For Used In The Hand Or In Machines	1	1	8	8
LAINNYA	0	0	0	0
SUB TOTAL	1	551	8	14 325
U.S. VIRGIN ISLANDS				
655 Knitted Or Crocheted Fabrics	0	7 571	0	54 323
773 Equipment For Distributing Electricity	0	11	0	652
759 Parts And Accessories For Machine Of Heading 751 Or 752	0	6	0	601
LAINNYA	0	0	0	0
SUB TOTAL	0	7 588	0	55 576
SEYCHELLES				
749 Non-electric Parts And Accessories Of Machineries	2 106	48 588	53 002	797 364
678 Wire Of Iron/steel	18 098	181 405	80 536	642 415
694 Nails, Screws, Nuts, Bolts, Rivets Of Iron/steel Or Copper	4	150 846	56	422 629
232 Synthetic Rubber Latex, Synthetic/ reclaimed Rubber	0	84 000	0	195 821
034 Fish, Fresh, Chilled Or Frozen	0	127 413	0	158 847
LAINNYA	1 493	6 680	14 814	81 387
SUB TOTAL	21 701	598 932	148 408	2 298 463
UGANDA				
263 Cotton	0	3 972 657	0	7 917 043
611 Leathers	8 076	135 677	131 840	1 274 675
121 Tobacco, Unmanufactured And Refused	0	132 080	0	745 794
072 Cocoa	0	165 180	0	526 842
054 Vegetables, Fresh, Chilled, Frozen Or Simply Preserved	0	92 075	0	64 453
LAINNYA	1	45 080	83	31 606
SUB TOTAL	8 077	4 542 749	131 923	10 560 413
CENTRAL AFRICAN REPUBLIC				
263 Cotton	111 515	7 112 830	323 401	14 706 548
248 Wood, simply Worked And Railway Sleeper Of Wood	0	42 067	0	43 658
679 Tubes, Pipes, Hollow Profile, Pipe Fitting Of Iron/steel	0	158	0	868
892 Printed Matter	0	2	0	44
LAINNYA	0	0	0	0
SUB TOTAL	111 515	7 155 057	323 401	14 751 118
NIGER				
718 Other Power Generating Machines And Parts	0	8 582	0	20 360
778 Electrical Machinery And Apparatus	0	8 099	0	19 235
773 Equipment For Distributing Electricity	0	7 983	0	18 860
634 Veneers, plywood, improved/ reconstituted Wood Worked	0	26 507	0	17 524
744 Mechanical Handling Equipments And Parts	0	5 757	0	13 770
LAINNYA	7	20 868	144	82 362
SUB TOTAL	7	77 796	144	172 111
CHAD				
263 Cotton	0	3 072 122	0	6 145 023
292 Crude Vegetable Materials	2 000	7 000	5 700	20 200
LAINNYA	0	0	0	0
SUB TOTAL	2 000	3 079 122	5 700	6 165 223
DJIBOUTI				
222 Oil Seeds Use For Extraction Of soft Fixed Vegetable Oils	0	440 000	0	209 000
054 Vegetables, Fresh, Chilled, Frozen Or Simply Preserved	0	72 000	0	54 720
LAINNYA	0	0	0	0
SUB TOTAL	0	512 000	0	263 720

**I.6 IMPOR KOMODITI MENURUT NEGARA ASAL / IMPORT BY COUNTRY OF ORIGIN
DAN LIMA GOLONGAN BARANG (SITC) UTAMA / AND FIVE MAJOR SITC COMMODITY GROUP
*** NOVEMBER / NOVEMBER 2014 *****

Negara Asal/ SITC/ Uraian Golongan Barang <i>Country of Origin/ SITC/ group Description</i>	Berat Bersih / <i>Net Weight (Kg)</i>		Nilai CIF / <i>CIF Value (US\$)</i>	
	Bulan ini <i>Current month</i>	Kumulatif <i>Cum. Jan to date</i>	Bulan ini <i>Current month</i>	Kumulatif <i>Cum. Jan to date</i>
SAINT HELENA				
812 Sanitary, Plumbing, Heating, And Lighting Fixtures/ fittings	0	105	0	6 514
629 Articles Of Rubbers	0	7	0	4 866
574 Poliacetals And Polycarbons In Primary Forms	0	1 000	0	2 533
723 Civil Engineering And Contractor Plants And Equipments/parts	0	74	0	2 001
598 Miscellaneous Chemical Products	0	35	0	1 730
LAINNYA	22	169	344	3 250
SUB TOTAL	22	1 390	344	20 894
SAO TOME AND PRINCIPE				
728 Other Machines And Equipment Specialized For Particular Industry	0	1	0	8 514
759 Parts And Accessories For Machine Of Heading 751 Or 752	0	40	0	5 079
718 Other Power Generating Machines And Parts	0	177	0	3 532
531 Synthetic Organic; Colouring Matter	0	94	0	1 702
694 Nails, Screws, Nuts, Bolts, Rivets Of Iron/steel Or Copper	0	7	0	630
LAINNYA	0	39	0	885
SUB TOTAL	0	358	0	20 342
SWAZILAND				
629 Articles Of Rubbers	0	10 777	0	330 166
764 Telecommunication Equipments And Parts	189	4 291	8 640	216 554
771 Electric Power Machinery And Parts	0	3 074	0	172 768
899 Other Miscellaneous Manufactured Articles	0	94	0	150 421
728 Other Machines And Equipment Specialized For Particular Industry	0	443	0	133 785
LAINNYA	316	71 580	14 968	1 150 071
SUB TOTAL	505	90 259	23 608	2 153 765
SOUTH AFRICA				
251 Pulp And Waste Paper	21 511 415	192 048 682	17 624 647	161 125 011
282 Waste And Scrap Metal Of Iron/ steel	17 507 509	194 483 805	6 429 778	72 738 539
061 Sugar, Molasses, And Honey	0	82 560 000	0	36 117 068
522 Inorganic Chemical Elements, Oxides And Halogen Salts	0	45 627 875	0	34 037 770
263 Cotton	1 303 512	11 461 922	2 453 220	22 929 161
LAINNYA	100 041 136	220 294 992	17 008 961	137 007 781
SUB TOTAL	140 363 572	746 477 276	43 516 606	463 955 330
ZIMBABWE				
121 Tobacco, Unmanufactured And Refused	1 152 010	3 652 660	6 640 723	22 110 952
263 Cotton	97 974	1 030 688	183 596	2 054 199
728 Other Machines And Equipment Specialized For Particular Industry	0	1 920	0	21 765
629 Articles Of Rubbers	0	1	0	47
LAINNYA	0	0	0	0
SUB TOTAL	1 249 984	4 685 269	6 824 319	24 186 963
ZAMBIA				
263 Cotton	146 137	5 639 844	294 791	11 096 880
682 Copper	0	99 920	0	694 554
121 Tobacco, Unmanufactured And Refused	0	50 552	0	64 513
695 Tools For Used In The Hand Or In Machines	15	15	4 283	4 283
LAINNYA	0	0	0	0
SUB TOTAL	146 152	5 790 331	299 074	11 860 230
MALAWI				
121 Tobacco, Unmanufactured And Refused	49 500	614 094	284 538	3 966 205
263 Cotton	0	820 929	0	1 627 661
074 Tea And Mate	0	140 205	0	238 128
075 Spices	0	67 975	0	86 259
874 Measuring, Checking, Analysing, And Controlling Instrument And Appa	0	4	0	4
LAINNYA	0	0	0	0
SUB TOTAL	49 500	1 643 207	284 538	5 918 257

**I.6 IM POR KOM ODITI M ENURUT NEGARA ASAL / I M P O R T B Y C O U N T R Y O F O R I G I N
DAN L I M A G O L O N G A N B A R A N G (S I T C) U T A M A / A N D F I V E M A J O R S I T C C O M M O D I T Y G R O U P
*** N O V E M B E R / N O V E M B E R 2 0 1 4 *****

Negara Asal/ SITC/ Uraian Golongan Barang <i>Country of Origin/ SITC/ group Description</i>	Berat Bersih / <i>Net Weight (Kg)</i>		Nilai CIF / <i>CIF Value (US\$)</i>	
	Bulan ini <i>Current month</i>	Kumulatif <i>Cum. Jan to date</i>	Bulan ini <i>Current month</i>	Kumulatif <i>Cum. Jan to date</i>
COMOROS				
581 Tubes, Pipes, And Hoses Of Plastics	0	587	0	6 963
LAINNYA	0	0	0	0
SUB TOTAL	0	587	0	6 963
BURUNDI				
263 Cotton	0	20 468	0	39 258
694 Nails, Screws, Nuts, Bolts, Rivets Of Iron/steel Or Copper	0	94	0	5 008
695 Tools For Used In The Hand Or In Machines	0	62	0	1 126
LAINNYA	0	0	0	0
SUB TOTAL	0	20 624	0	45 392
MAURITIUS				
776 Thermionic, Cold Cathode, And Photo Cathode Valves/tubes	139	1 409	116 611	1 182 785
335 Residual Petroleum Products, And Related Materials	0	303 620	0	1 108 575
845 Articles Of Apparel	445	14 854	21 751	706 695
282 Waste And Scrap Metal Of Iron/ steel	51 890	809 365	19 978	305 314
034 Fish, Fresh, Chilled Or Frozen	0	26 545	0	199 088
LAINNYA	7 690	259 182	14 326	618 867
SUB TOTAL	60 164	1 414 975	172 666	4 121 324
RWANDA				
899 Other Miscellaneous M anufactured Articles	0	182	0	1 115
893 Article Of Plastics	0	14	0	227
759 Parts And Accessories For Machine Of Heading 751 Or 752	0	1	0	4
LAINNYA	0	0	0	0
SUB TOTAL	0	197	0	1 346
ZAIRE				
333 Petroleum Oil, Crude	0	48 640 718	0	38 560 069
LAINNYA	0	0	0	0
SUB TOTAL	0	48 640 718	0	38 560 069
VIRGIN ISLANDS (BRITISH)				
682 Copper	0	315 325	0	1 432 797
641 Papers And Paperboards	45 893	476 293	39 927	385 172
231 Natural Rubber Latex;natural Rubber And Smilar Natural Gums	0	114 300	0	231 255
582 Plates, Sheets, And Film Of Plastics	7 339	17 245	74 557	190 044
232 Synthetic Rubber Latex, Synthetic/ reclaimed Rubber	0	76 860	0	150 066
LAINNYA	5 854	47 115	59 494	301 824
SUB TOTAL	59 086	1 047 138	173 978	2 691 158
OTHER AFRICA				
772 Electrical Apparatus For Making And Breaking Electrical Circuits	0	56	0	9 034
LAINNYA	0	0	0	0
SUB TOTAL	0	56	0	9 034
AUSTRALIA				
041 Wheat And Meslin, Unmilled	206 121 795	3 715 586 559	58 286 527	1 180 427 520
001 Live Animals Other Than Fish	28 430 329	220 289 976	79 915 815	605 962 197
061 Sugar, Molasses, And Honey	107 734 211	889 202 305	48 094 296	399 784 342
011 Meat Of Bovine Animals Fresh, Chilled Or Frozen	6 110 749	53 214 899	28 008 441	241 797 385
321 Coals, Pulverized Or Not	103 999 000	1 754 200 145	12 601 781	232 360 764
LAINNYA	533 710 865	5 996 888 705	221 924 782	2 542 624 508
SUB TOTAL	986 106 949	12 629 382 589	448 831 642	5 202 956 716
NEW ZEALAND				
022 Milk,cream, And Milk Products Other Than Butter Or Cheese	5 013 680	53 254 559	17 462 396	246 059 432
251 Pulp And Waste Paper	19 662 135	237 738 676	7 634 983	95 149 820
023 Butter And Other Fats From Milk	1 521 129	14 771 945	5 810 188	67 362 550

**I.6 IMPOR KOMODITI MENURUT NEGARA ASAL / IMPORT BY COUNTRY OF ORIGIN
DAN LIMA GOLONGAN BARANG (SITC) UTAMA / AND FIVE MAJOR SITC COMMODITY GROUP
*** NOVEMBER / NOVEMBER 2014 *****

Negara Asal/ SITC/ Uraian Golongan Barang <i>Country of Origin/ SITC/ group Description</i>	Berat Bersih / <i>Net Weight (Kg)</i>		Nilai CIF / <i>CIF Value (US\$)</i>	
	Bulan ini <i>Current month</i>	Kumulatif <i>Cum. Jan to date</i>	Bulan ini <i>Current month</i>	Kumulatif <i>Cum. Jan to date</i>
011 Meat Of Bovine Animals Fresh, Chilled Or Frozen	637 586	13 653 525	2 497 636	64 759 110
081 Feeding Stuff For Animals	4 294 715	73 586 657	2 957 453	48 734 708
LAINNYA	10 763 951	175 279 908	18 964 335	257 562 831
SUB TOTAL	41 893 196	568 285 270	55 326 991	779 628 451
MICRONESIA, FED. STATES OF				
292 Crude Vegetable Materials	0	1 401	0	5 971
057 Fruit And Nut; Fresh Or Dried	0	5	0	15
LAINNYA	0	0	0	0
SUB TOTAL	0	1 406	0	5 986
GUAM				
716 Rotating Electric Plants And Parts	0	42	0	15 188
LAINNYA	0	0	0	0
SUB TOTAL	0	42	0	15 188
NAURU				
692 Metal Containers For Storage And Transportations	0	11 396	0	44 382
679 Tubes, Pipes, Hollow Profile, Pipe Fitting Of Iron/ steel	0	320	0	8 099
747 Taps, Cocks, And Valves For Pipes	0	138	0	6 576
772 Electrical Apparatus For Making And Breaking Electrical Circuits	0	10	0	6 313
721 Agricultural Machinery And Parts	0	15	0	2 573
LAINNYA	0	879	0	4 986
SUB TOTAL	0	12 758	0	72 929
NEW CALEDONIA				
282 Waste And Scrap Metal Of Iron/ steel	337 120	1 365 020	118 315	481 618
778 Electrical Machinery And Apparatus	0	12 916	0	64 943
746 Ball Or Roller Bearings	0	4 167	0	20 953
874 Measuring, Checking, Analysing, And Controlling Instrument And App:	0	199	0	5 402
687 Tin	0	281	0	4 841
LAINNYA	23 320	23 492	2 915	3 307
SUB TOTAL	360 440	1 406 075	121 230	581 064
NIUE				
694 Nails, Screws, Nuts, Bolts, Rivets Of Iron/ steel Or Copper	0	115	0	3 977
LAINNYA	0	0	0	0
SUB TOTAL	0	115	0	3 977
VANUATU				
223 Oil Seeds Use For Extraction Of Other Fixed Vegetable Oils	0	237 950	0	114 988
721 Agricultural Machinery And Parts	0	4	0	6 452
625 Rubber Tyre, tyre Cases, tyre Treads, inner Tubes, And Tyre Flaps	0	25	0	3 394
LAINNYA	0	0	0	0
SUB TOTAL	0	237 979	0	124 834
OTH.OCEANIA				
772 Electrical Apparatus For Making And Breaking Electrical Circuits	0	168	0	27 102
LAINNYA	0	0	0	0
SUB TOTAL	0	168	0	27 102
AMERICAN SAMOA				
263 Cotton	0	2 954 177	0	6 298 609
792 Aircraft And Associated Equipments And Parts	0	1 670	0	1 175 000
747 Taps, Cocks, And Valves For Pipes	4	51 298	603	1 004 993
743 Pumps, Compressors, Fans, Blowers, Centrifuges, And Parts	0	11 033	0	934 278
081 Feeding Stuff For Animals	0	707 264	0	797 202
LAINNYA	346	132 490	4 656	1 501 236
SUB TOTAL	350	3 857 932	5 259	11 711 318

I.6 IM POR KOM ODITI M ENURUT NEGARA ASAL / I M P O R T B Y C O U N T R Y O F O R I G I N
DAN L I M A G O L O N G A N B A R A N G (S I T C) U T A M A / A N D F I V E M A J O R S I T C C O M M O D I T Y G R O U P
***** N O V E M B E R / N O V E M B E R 2 0 1 4 *****

Negara Asal/ SITC/ Uraian Golongan Barang <i>Country of Origin/ SITC/ group Description</i>	Berat Bersih / <i>Net Weight (Kg)</i>		Nilai CIF / <i>CIF Value (US\$)</i>	
	Bulan ini <i>Current month</i>	Kumulatif <i>Cum. Jan to date</i>	Bulan ini <i>Current month</i>	Kumulatif <i>Cum. Jan to date</i>
COOK ISLANDS				
034 Fish, Fresh, Chilled Or Frozen	0	43 621	0	288 405
749 Non-electric Parts And Accessories Of Machineries	0	11	0	1 730
713 Internal Combustion Piston Engines And Parts	0	69	0	1 327
748 Transmission Shafts And Cranks	0	11	0	780
694 Nails, Screws, Nuts, Bolts, Rivets Of Iron/steel Or Copper	0	1	0	3
LAINNYA	0	0	0	0
SUB TOTAL	0	43 713	0	292 245
FIJ				
282 Waste And Scrap Metal Of Iron/steel	406 145	3 181 160	144 182	1 128 754
034 Fish, Fresh, Chilled Or Frozen	24 927	96 218	186 953	671 732
081 Feeding Stuff For Animals	0	630 400	0	550 073
111 Non-alcoholic Beverages, Nes	111 255	501 951	109 755	487 290
685 Lead	0	43 870	0	93 882
LAINNYA	60	208 163	909	46 756
SUB TOTAL	542 387	4 661 762	441 799	2 978 487
KIRIBATI				
716 Rotating Electric Plants And Parts	0	673	0	3 457
742 Pumps For Liquid And Parts	0	29	0	2
773 Equipment For Distributing Electricity	0	4	0	2
743 Pumps, Compressors, Fans, Blowers, Centrifuges, And Parts	0	55	0	1
LAINNYA	0	0	0	0
SUB TOTAL	0	761	0	3 462
MARSHALL ISLANDS				
793 Ships, Boats, And Floating Structures	0	1 122 000	0	2 873 276
724 Textile/leather Machinery And Parts	0	9 720	0	63 117
598 Miscellaneous Chemical Products	0	5 000	0	15 153
574 Poliacetals And Polycarbons In Primary Forms	0	258	0	6 422
655 Knitted Or Crocheted Fabrics	0	108	0	3 154
LAINNYA	0	0	0	0
SUB TOTAL	0	1 137 086	0	2 961 122
SAM OA				
232 Synthetic Rubber Latex, Synthetic/ reclaimed Rubber	0	398 469	0	1 122 387
764 Telecommunication Equipments And Parts	0	3 705	0	839 028
662 Clay And Refractory Construction Materials	0	23 500	0	54 000
728 Other Machines And Equipment Specialized For Particular Industry	0	461	0	41 004
743 Pumps, Compressors, Fans, Blowers, Centrifuges, And Parts	0	1 481	0	9 816
LAINNYA	0	43	0	442
SUB TOTAL	0	427 659	0	2 066 677
SOLOMON ISLANDS				
072 Cocoa	60 000	945 000	191 760	2 901 220
081 Feeding Stuff For Animals	80 000	400 000	94 400	453 800
248 Wood, simply Worked And Railway Sleeper Of Wood	0	13 836	0	6 367
743 Pumps, Compressors, Fans, Blowers, Centrifuges, And Parts	0	5	0	309
694 Nails, Screws, Nuts, Bolts, Rivets Of Iron/steel Or Copper	2	2	74	74
LAINNYA	2	2	39	39
SUB TOTAL	140 004	1 358 845	286 273	3 361 809
TONGA				
292 Crude Vegetable Materials	0	490	0	3 000
723 Civil Engineering And Contractor Plants And Equipments/ parts	0	55	0	1
LAINNYA	0	0	0	0
SUB TOTAL	0	545	0	3 001
TUVALU				
656 Tulle, lace, embroidery, ribbons, trimmings And Other Small Wares	0	85	0	1 878
LAINNYA	0	0	0	0
SUB TOTAL	0	85	0	1 878

**I.6 IM POR KOM ODITI M ENURUT NEGARA ASAL / IMPORT BY COUNTRY OF ORIGIN
DAN LIMA GOLONGAN BARANG (SITC) UTAMA / AND FIVE MAJOR SITC COMMODITY GROUP
*** NOVEMBER / NOVEMBER 2014 *****

Negara Asal/ SITC/ Uraian Golongan Barang <i>Country of Origin/ SITC/ group Description</i>	Berat Bersih / <i>Net Weight (Kg)</i>		Nilai CIF / <i>CIF Value (US\$)</i>	
	Bulan ini <i>Current month</i>	Kumulatif <i>Cum. Jan to date</i>	Bulan ini <i>Current month</i>	Kumulatif <i>Cum. Jan to date</i>
CHRISTMAS ISLANDS				
562 Fertilizers, Manufactured	0	70 550 000	0	9 684 300
851 Footwears	0	55	0	5 145
893 Article Of Plastics	0	1	0	68
LAINNYA	0	0	0	0
SUB TOTAL	0	70 550 056	0	9 689 513
U.S MINOR OUTLYING ISLAND				
874 Measuring, Checking, Analysing, And Controlling Instrument And App:	0	10	0	128
LAINNYA	0	0	0	0
SUB TOTAL	0	10	0	128
COCOS (KEELING) ISLANDS				
785 Motorcycles, Scooters, And Other Cycles Motorized/ non Motorized	1 601	1 601	765	765
656 Tulle,lace,enbroidery,ribbons,trimmings And Other Small Wares	0	6	0	324
676 Iron/steel Bars, Rods, Angels, Shaped And Sections	0	244	0	151
772 Electrical Apparatus For Making And Breaking Electrical Circuits	0	10	0	131
LAINNYA	0	0	0	0
SUB TOTAL	1 601	1 861	765	1 371
TOKELAU				
516 Other Organic Chemicals	0	18 040	0	23 632
775 Household Type, Electrical/ non-electrical Equipments	0	313	0	10 294
642 Paper And Paperboard Cut To Size/ shape And Article Of Papers	0	250	0	534
771 Electric Power Machinery And Parts	0	24	0	403
694 Nails, Screws, Nuts, Bolts, Rivets Of Iron/ steel Or Copper	0	20	0	118
LAINNYA	0	0	0	0
SUB TOTAL	0	18 647	0	34 981
EAST TIMOR				
699 Manufactures Of Base Metals	0	104 352	0	61 669
223 Oil Seeds Use For Extraction Of Other Fixed Vegetable Oils	37 377	281 742	6 128	54 781
071 Coffee And Coffee Substitutes	11 987	243 703	1 949	53 224
745 Other Non-electical Machinery, Tools, And Mechanical Apparatus	0	4 724	0	15 252
579 Waste And Scrap Of Plastics	0	21 800	0	9 530
LAINNYA	5 473	21 486	884	16 799
SUB TOTAL	54 837	677 807	8 961	211 255
UNITED STATES				
222 Oil Seeds Use For Extraction Of soft Fixed Vegetable Oils	24 751 987	1 712 290 768	14 157 132	1 039 013 651
081 Feeding Stuff For Animals	66 708 540	744 842 313	37 708 604	492 248 498
041 Wheat And Meslin, Unmilled	75 985 397	933 894 434	26 360 510	321 813 100
263 Cotton	9 901 309	148 478 845	17 358 319	317 998 870
723 Civil Engineering And Contractor Plants And Equipments/parts	1 008 565	13 150 791	13 992 338	218 897 065
LAINNYA	243 658 186	2 467 479 970	495 378 743	5 153 631 383
SUB TOTAL	422 013 984	6 020 137 121	604 955 646	7 543 602 567
CANADA				
251 Pulp And Waste Paper	46 392 486	614 779 799	35 072 955	484 839 508
041 Wheat And Meslin, Unmilled	110 423 420	1 209 435 463	35 428 304	416 519 708
562 Fertilizers, Manufactured	120 501 000	1 272 250 826	33 818 760	406 857 859
792 Aircraft And Associated Equipments And Parts	1	83 842	400	47 200 226
281 Iron Ore And Concentrates	0	304 541 359	0	37 161 967
LAINNYA	31 367 912	203 839 698	24 779 750	302 910 112
SUB TOTAL	308 684 819	3 604 930 987	129 100 169	1 695 489 380
MEXICO				
764 Telecommunication Equipments And Parts	3 944	98 744	4 369 861	24 073 956
282 Waste And Scrap Metal Of Iron/ steel	0	48 005 775	0	19 015 713
679 Tubes, Pipes, Hollow Profile, Pipe Fitting Of Iron/ steel	35	11 384 545	2 095	15 698 289
743 Pumps, Compressors, Fans, Blowers, Centrifuges, And Parts	74 296	1 124 998	1 084 998	15 199 131
752 Automatic Data Processing Machines And Their Units	1 556	35 267	367 561	8 195 464
LAINNYA	3 872 717	29 985 318	9 451 936	93 090 384
SUB TOTAL	3 952 548	90 634 647	15 276 451	175 272 937

**I.6 IMPOR KOMODITI MENURUT NEGARA ASAL / IMPORT BY COUNTRY OF ORIGIN
DAN LIMA GOLONGAN BARANG (SITC) UTAMA / AND FIVE MAJOR SITC COMMODITY GROUP
*** NOVEMBER / NOVEMBER 2014 *****

Negara Asal/ SITC/ Uraian Golongan Barang <i>Country of Origin/ SITC/ group Description</i>	Berat Bersih / <i>Net Weight (Kg)</i>		Nilai CIF / <i>CIF Value (US\$)</i>	
	Bulan ini <i>Current month</i>	Kumulatif <i>Cum. Jan to date</i>	Bulan ini <i>Current month</i>	Kumulatif <i>Cum. Jan to date</i>
GUATEMALA				
211 Hides And Skins, Raw	0	130 800	0	222 360
251 Pulp And Waste Paper	196 483	688 046	42 833	180 471
841 Men's Coats/jackets, Not Knitted	0	2 269	0	85 414
579 Waste And Scrap Of Plastics	0	357 820	0	79 942
845 Articles Of Apparel	17	2 202	866	62 672
LAINNYA	415	19 028	8 005	134 295
SUB TOTAL	196 915	1 200 165	51 704	765 154
HONDURAS				
845 Articles Of Apparel	848	10 231	29 606	314 830
282 Waste And Scrap Metal Of Iron/ steel	502 410	502 410	193 428	193 428
579 Waste And Scrap Of Plastics	145 480	706 307	47 083	192 119
554 Soap,cleansing And Polishing Preparations	3 543	13 667	37 370	129 333
843 Men's Coats/jackets, Knitted	70	4 851	2 742	51 145
LAINNYA	203 653	219 671	74 733	126 847
SUB TOTAL	856 004	1 457 137	384 962	1 007 702
NICARAGUA				
845 Articles Of Apparel	0	3 367	0	83 520
841 Men's Coats/jackets, Not Knitted	0	2 062	0	31 569
653 Fabrics, Woven, Of Man-made Fibres	0	2 448	0	30 280
122 Tobacco, Manufactured	0	56	0	2 745
742 Pumps For Liquid And Parts	0	379	0	1 442
LAINNYA	4	210	59	4 558
SUB TOTAL	4	8 522	59	154 114
PANAMA				
334 Petroleum Products, Refined	0	22 093 418	0	23 572 399
793 Ships, Boats, And Floating Structures	0	15 267 000	0	13 250 000
282 Waste And Scrap Metal Of Iron/ steel	311 720	3 910 005	93 516	1 267 971
034 Fish, Fresh, Chilled Or Frozen	0	115 950	0	773 925
713 Internal Combustion Piston Engines And Parts	0	15 428	0	147 878
LAINNYA	904	118 702	24 804	334 368
SUB TOTAL	312 624	41 520 503	118 320	39 346 541
CUBA				
542 Medicaments, Including Veterinary Medicaments	0	817	0	1 514 331
121 Tobacco, Unmanufactured And Refused	20 941	33 392	111 381	169 279
232 Synthetic Rubber Latex, Synthetic/ reclaimed Rubber	0	42 884	0	93 286
641 Papers And Paperboards	0	21 439	0	64 317
122 Tobacco, Manufactured	0	1 007	0	44 013
LAINNYA	153	1 337	5 934	18 366
SUB TOTAL	21 094	100 876	117 315	1 903 592
CURACAO				
831 Travel Goods	0	98	0	587
629 Articles Of Rubbers	0	1	0	358
LAINNYA	0	0	0	0
SUB TOTAL	0	99	0	945
SURINAME				
699 Manufactures Of Base Metals	0	3	0	392
843 Men's Coats/jackets, Knitted	0	15	0	282
759 Parts And Accessories For Machine Of Heading 751 Or 752	0	4	0	37
844 Women's Coats/jackets, Knitted	0	1	0	23
846 Clothing Accessories Of Textiles Fabrics	0	1	0	20
LAINNYA	0	4	0	34
SUB TOTAL	0	28	0	788

I.6 IM POR KOM ODITI M ENURUT NEGARA ASAL / I M P O R T B Y C O U N T R Y O F O R I G I N
DAN L I M A G O L O N G A N B A R A N G (S I T C) U T A M A / A N D F I V E M A J O R S I T C C O M M O D I T Y G R O U P
***** N O V E M B E R / N O V E M B E R 2 0 1 4 *****

Negara Asal/ SITC/ Uraian Golongan Barang <i>Country of Origin/ SITC/ group Description</i>	Berat Bersih / <i>Net Weight (Kg)</i>		Nilai CIF / <i>CIF Value (US\$)</i>	
	Bulan ini <i>Current month</i>	Kumulatif <i>Cum. Jan to date</i>	Bulan ini <i>Current month</i>	Kumulatif <i>Cum. Jan to date</i>
CHILE				
682 Copper	800 522	15 551 602	5 668 671	110 994 216
251 Pulp And Waste Paper	4 937 049	53 459 643	3 143 300	38 203 778
283 Copper Ores And Concentrates	0	10 149 503	0	19 992 272
057 Fruit And Nut; Fresh Or Dried	0	4 840 789	0	12 408 766
282 Waste And Scrap Metal Of Iron/steel	4 428 060	27 479 021	1 729 010	10 408 977
LAINNYA	3 207 134	28 762 276	2 892 542	30 798 451
SUB TOTAL	13 372 765	140 242 834	13 433 523	222 806 460
VENEZUELA				
723 Civil Engineering And Contractor Plants And Equipments/parts	0	18 001	0	208 562
541 Medicinal And Pharmaceutical Products	0	1 043	0	64 281
773 Equipment For Distributing Electricity	0	523	0	11 448
657 Special Yarns, textile Fabrics	0	1 268	0	9 419
874 Measuring, Checking, Analysing, And Controlling Instrument And Appa	0	10	0	9 134
LAINNYA	12	852	1 637	38 780
SUB TOTAL	12	21 697	1 637	341 624
ARGENTINA				
081 Feeding Stuff For Animals	216 645 220	1 839 452 029	108 447 778	1 050 465 286
044 Maize, Unmilled	115 060 578	596 145 274	26 220 509	151 941 492
263 Cotton	3 567 889	18 167 069	6 007 208	33 848 517
022 Milk, cream, And Milk Products Other Than Butter Or Cheese	600 000	6 450 000	2 713 800	24 596 109
679 Tubes, Pipes, Hollow Profile, Pipe Fitting Of Iron/steel	77 947	12 256 574	211 212	18 818 841
LAINNYA	2 732 450	57 293 010	3 637 192	69 636 054
SUB TOTAL	338 684 084	2 529 763 956	147 237 699	1 349 306 299
BRAZIL				
081 Feeding Stuff For Animals	115 370 543	1 401 877 935	59 498 064	821 148 892
044 Maize, Unmilled	203 375 117	1 116 852 701	46 379 524	268 609 291
263 Cotton	21 650 905	115 876 345	43 492 540	234 697 616
891 Arms And Ammunitions	0	530 089	0	196 316 777
061 Sugar, Molasses, And Honey	0	397 332 277	0	184 220 659
LAINNYA	257 083 989	1 627 670 682	74 440 761	673 686 425
SUB TOTAL	597 480 554	4 660 140 029	223 810 889	2 378 679 660
COLOM BIA				
591 Disinfectants, Insecticides, And Fungicides Put In Forms	24 000	343 175	104 400	1 706 154
575 Other Plastics In Primary Forms	36 050	330 050	140 561	1 340 159
513 Carboxylic Acids, and Their Anhydrides, halides, peroxides	52 000	416 801	87 900	654 288
522 Inorganic Chemical Elements, Oxides And Halogen Salts	100 000	640 000	65 015	417 935
598 Miscellaneous Chemical Products	0	53 589	0	327 642
LAINNYA	38 504	481 661	38 925	1 838 771
SUB TOTAL	250 554	2 265 276	436 801	6 284 949
BOLIVIA				
634 Veneers, plywood, improved/ reconstituted Wood Worked	0	4 589	0	83 973
057 Fruit And Nut; Fresh Or Dried	0	1 114	0	5 864
772 Electrical Apparatus For Making And Breaking Electrical Circuits	0	203	0	4 754
694 Nails, Screws, Nuts, Bolts, Rivets Of Iron/steel Or Copper	3	10	48	678
784 Parts And Accessories Of The Motor Vehicles	8	8	237	237
LAINNYA	4	4	110	110
SUB TOTAL	15	5 928	395	95 616
URUGUAY				
222 Oil Seeds Use For Extraction Of soft Fixed Vegetable Oils	830 150	22 450 055	487 060	13 490 269
081 Feeding Stuff For Animals	0	11 325 291	0	6 739 880
251 Pulp And Waste Paper	979 229	7 426 059	547 885	4 819 217
248 Wood, simply Worked And Railway Sleeper Of Wood	392 304	6 280 058	293 167	3 739 518
679 Tubes, Pipes, Hollow Profile, Pipe Fitting Of Iron/steel	0	1 086 604	0	2 535 828
LAINNYA	82 540	14 804 259	221 015	5 746 418
SUB TOTAL	2 284 223	63 372 326	1 549 127	37 071 130

**I.6 IM POR KOM ODITI M ENURUT NEGARA ASAL / IM PORT BY COUNTRY OF ORIGIN
DAN LIMA GOLONGAN BARANG (SITC) UTAMA / AND FIVE MAJOR SITC COMMODITY GROUP
*** NOVEMBER / NOVEMBER 2014 *****

Negara Asal/ SITC/ Uraian Golongan Barang <i>Country of Origin/ SITC/ group Description</i>	Berat Bersih / <i>Net Weight (Kg)</i>		Nilai CIF / <i>CIF Value (US\$)</i>	
	Bulan ini <i>Current month</i>	Kumulatif <i>Cum. Jan to date</i>	Bulan ini <i>Current month</i>	Kumulatif <i>Cum. Jan to date</i>
PARAGUAY				
081 Feeding Stuff For Animals	0	82 044 800	0	48 161 294
263 Cotton	0	989 506	0	1 959 454
044 Maize, Unmilled	996 370	7 488 039	232 154	1 799 734
611 Leathers	0	249 523	0	474 522
551 Essential Oils, Perfumes, And Flavour Materials	300	2 308	6 750	56 838
LAINNYA	1 000	55 000	48 000	67 765
SUB TOTAL	997 670	90 829 176	286 904	52 519 607
ECUADOR				
072 Cocoa	1 850 925	10 308 533	6 100 998	31 473 773
121 Tobacco, Unmanufactured And Refused	32 650	143 375	1 257 850	4 892 591
081 Feeding Stuff For Animals	0	347 802	0	671 282
745 Other Non-electical Machinery, Tools, And Mechanical Apparatus	0	2 940	0	554 346
282 Waste And Scrap Metal Of Iron/ steel	0	299 500	0	112 313
LAINNYA	2 345	34 320	51 389	427 350
SUB TOTAL	1 885 920	11 136 470	7 410 237	38 131 655
PERU				
057 Fruit And Nut; Fresh Or Dried	74 784	4 966 342	310 166	19 400 208
081 Feeding Stuff For Animals	856 100	8 565 075	1 640 253	14 370 337
562 Fertilizers, Manufactured	0	109 963 000	0	11 656 054
072 Cocoa	633 144	1 570 926	2 143 765	5 355 548
686 Zinc	297 693	1 883 433	746 926	4 660 433
LAINNYA	155 936	1 418 272	255 778	2 324 001
SUB TOTAL	2 017 657	128 367 048	5 096 888	57 766 581
TRINIDAD AND TOBAGO				
282 Waste And Scrap Metal Of Iron/ steel	21 860	1 489 555	6 558	471 878
288 Non-ferrous Base Metal Waste And Scraps	0	227 874	0	359 047
723 Civil Engineering And Contractor Plants And Equipments/ parts	0	1 434	0	149 166
251 Pulp And Waste Paper	158 631	158 631	45 210	45 210
682 Copper	0	3 647	0	10 972
LAINNYA	11	776	536	15 730
SUB TOTAL	180 502	1 881 917	52 304	1 052 003
BAHAMAS				
112 Alcoholic Beverages	215	1 158	2 849	10 582
655 Knitted Or Crocheted Fabrics	0	87	0	1 742
058 Fruits, Preserved And Preparations	255	255	1 459	1 459
772 Electrical Apparatus For Making And Breaking Electrical Circuits	0	1	0	23
LAINNYA	0	0	0	0
SUB TOTAL	470	1 501	4 308	13 806
JAMAICA				
288 Non-ferrous Base Metal Waste And Scraps	84 840	1 258 348	139 825	1 976 031
251 Pulp And Waste Paper	0	194 938	0	42 758
112 Alcoholic Beverages	607	5 340	5 220	37 030
579 Waste And Scrap Of Plastics	0	38 540	0	12 422
892 Printed Matter	1	1	218	218
LAINNYA	4	4	96	96
SUB TOTAL	85 452	1 497 171	145 359	2 068 555
PUERTO RICO				
542 Medicaments, Including Veterinary Medicaments	3 857	26 771	2 184 543	8 447 549
541 Medicinal And Pharmaceutical Products	200	6 593	100 507	3 115 230
759 Parts And Accessories For Machine Of Heading 751 Or 752	79	7 636	29 849	1 529 845
515 Organo-inorganic And Heterocyclic Compounds	0	63	0	1 184 274
533 Pigments, Paints, Varnishes, And Related Materials	680	29 933	29 750	760 545
LAINNYA	465 122	762 139	227 624	1 165 144
SUB TOTAL	469 938	833 135	2 572 273	16 202 587

**I.6 IMPOR KOMODITI MENURUT NEGARA ASAL / IMPORT BY COUNTRY OF ORIGIN
DAN LIMA GOLONGAN BARANG (SITC) UTAMA / AND FIVE MAJOR SITC COMMODITY GROUP
*** NOVEMBER / NOVEMBER 2014 *****

Negara Asal/ SITC/ Uraian Golongan Barang <i>Country of Origin/ SITC/ group Description</i>	Berat Bersih / <i>Net Weight (Kg)</i>		Nilai CIF / <i>CIF Value (US\$)</i>	
	Bulan ini <i>Current month</i>	Kumulatif <i>Cum. Jan to date</i>	Bulan ini <i>Current month</i>	Kumulatif <i>Cum. Jan to date</i>
BELIZE				
655 Knitted Or Crocheted Fabrics	0	87 521	0	1 031 198
651 Textile Yarns	9 297	74 361	102 803	875 456
652 Cotton Fabrics, Woven	0	22 664	0	268 398
554 Soap,cleansing And Polishing Preparations	17 700	81 350	55 230	266 490
232 Synthetic Rubber Latex, Synthetic/ reclaimed Rubber	33 600	88 800	73 584	202 752
LAINNYA	1 662	108 863	21 906	627 040
SUB TOTAL	62 259	463 559	253 523	3 271 334
DOMINICAN REPUBLIC				
282 Waste And Scrap Metal Of Iron/ steel	2 534 450	15 896 370	935 694	5 912 446
121 Tobacco, Unmanufactured And Refused	0	44 691	0	1 278 864
211 Hides And Skins, Raw	0	451 653	0	623 348
582 Plates, Sheets, And Film Of Plastics	451	2 416	123 888	617 288
541 Medicinal And Pharmaceutical Products	178	1 964	48 077	510 559
LAINNYA	196 262	719 695	99 472	1 007 140
SUB TOTAL	2 731 341	17 116 789	1 207 131	9 949 645
EL SALVADOR				
845 Articles Of Apparel	1 745	4 728	39 519	130 006
267 Other Man-made Fibres Suitable For Spinning And Waste	0	70 844	0	48 512
251 Pulp And Waste Paper	192 505	192 505	41 966	41 966
001 Live Animals Other Than Fish	0	490	0	18 738
893 Article Of Plastics	0	1 692	0	10 056
LAINNYA	223	622	9 924	29 976
SUB TOTAL	194 473	270 881	91 409	279 254
COSTA RICA				
034 Fish, Fresh, Chilled Or Frozen	25 000	273 100	187 500	1 990 750
776 Thermionic, Cold Cathode, And Photo Cathode Valves/ tubes	26	1 772	46 475	653 897
759 Parts And Accessories For Machine Of Heading 751 Or 752	272	1 334	28 897	268 592
773 Equipment For Distributing Electricity	111	6 310	4 844	246 847
772 Electrical Apparatus For Making And Breaking Electrical Circuits	322	6 140	14 478	237 630
LAINNYA	33	1 063 046	4 478	584 584
SUB TOTAL	25 764	1 351 702	286 672	3 982 300
HAITI				
579 Waste And Scrap Of Plastics	0	245 910	0	79 547
845 Articles Of Apparel	0	1 669	0	23 898
843 Men's Coats/jackets, Knitted	0	97	0	2 736
841 Men's Coats/jackets, Not Knitted	0	32	0	2 226
759 Parts And Accessories For Machine Of Heading 751 Or 752	0	8	0	1 863
LAINNYA	0	9	0	371
SUB TOTAL	0	247 725	0	110 641
BARBADOS				
759 Parts And Accessories For Machine Of Heading 751 Or 752	0	39	0	7 751
772 Electrical Apparatus For Making And Breaking Electrical Circuits	0	21	0	2 521
112 Alcoholic Beverages	2	41	67	592
LAINNYA	0	0	0	0
SUB TOTAL	2	101	67	10 864
ANTIGUA AND BARBUDA				
121 Tobacco, Unmanufactured And Refused	0	36 600	0	266 719
895 Office And Stationery Supplies	0	972	0	20 101
772 Electrical Apparatus For Making And Breaking Electrical Circuits	0	96	0	1 444
748 Transmission Shafts And Cranks	0	100	0	493
747 Taps, Cocks, And Valves For Pipes	4	4	352	352
LAINNYA	0	21	0	639
SUB TOTAL	4	37 793	352	289 748

**I.6 IMPOR KOMODITI MENURUT NEGARA ASAL / IMPORT BY COUNTRY OF ORIGIN
DAN LIMA GOLONGAN BARANG (SITC) UTAMA / AND FIVE MAJOR SITC COMMODITY GROUP
*** NOVEMBER / NOVEMBER 2014 *****

Negara Asal/ SITC/ Uraian Golongan Barang <i>Country of Origin/ SITC/ group Description</i>	Berat Bersih / <i>Net Weight (Kg)</i>		Nilai CIF / <i>CIF Value (US\$)</i>	
	Bulan ini <i>Current month</i>	Kumulatif <i>Cum. Jan to date</i>	Bulan ini <i>Current month</i>	Kumulatif <i>Cum. Jan to date</i>
ANGUILLA				
655 Knitted Or Crocheted Fabrics	51 746	621 674	215 019	2 374 016
656 Tulle,lace,embroidery,ribbons,trimmings And Other Small Wares	837	260 980	3 175	882 010
653 Fabrics, Woven, Of Man-made Fibres	3 018	90 626	13 419	352 492
652 Cotton Fabrics, Woven	3 388	50 543	14 423	200 925
515 Organo-inorganic And Heterocyclic Compounds	0	20 000	0	118 000
LAINNYA	0	4 682	0	26 487
SUB TOTAL	58 989	1 048 505	246 036	3 953 930
ARUBA				
892 Printed Matter	0	3	0	565
LAINNYA	0	0	0	0
SUB TOTAL	0	3	0	565
BERMUDA				
342 Liquefied Propane And Butane	0	45 912 251	0	37 598 740
575 Other Plastics In Primary Forms	7 485	29 940	204 864	819 456
773 Equipment For Distributing Electricity	12 341	12 341	4 699	4 699
112 Alcoholic Beverages	0	84	0	705
LAINNYA	0	0	0	0
SUB TOTAL	19 826	45 954 616	209 563	38 423 600
CAPE VERDE				
652 Cotton Fabrics, Woven	0	167	0	1 822
759 Parts And Accessories For Machine Of Heading 751 Or 752	0	7	0	674
656 Tulle,lace,embroidery,ribbons,trimmings And Other Small Wares	0	3	0	198
LAINNYA	0	0	0	0
SUB TOTAL	0	177	0	2 694
CAYMAN ISLANDS				
743 Pumps, Compressors, Fans, Blowers, Centrifuges, And Parts	0	705	0	9 569
LAINNYA	0	0	0	0
SUB TOTAL	0	705	0	9 569
DOMINICA				
282 Waste And Scrap Metal Of Iron/steel	0	527 340	0	200 389
551 Essential Oils, Perfumes, And Flavour Materials	0	1 128	0	21 906
872 Medical Instruments And Appliances	0	703	0	18 600
874 Measuring, Checking, Analysing, And Controlling Instrument And App:	0	14	0	1 781
899 Other Miscellaneous Manufactured Articles	0	125	0	1 381
LAINNYA	1	12	15	1 531
SUB TOTAL	1	529 322	15	245 588
FRENCH GUIANA				
772 Electrical Apparatus For Making And Breaking Electrical Circuits	0	4	0	236
LAINNYA	0	0	0	0
SUB TOTAL	0	4	0	236
FRENCH POLYNESIA				
251 Pulp And Waste Paper	258 720	1 718 320	45 535	299 215
845 Articles Of Apparel	0	1	0	3
LAINNYA	0	0	0	0
SUB TOTAL	258 720	1 718 321	45 535	299 218
GREENLAND				
036 Crustaceans, Molluscs, And Aquatic Invertebrates	0	99 000	0	350 087
894 Baby Carriages, Toys, Games, And Sporting Goods	0	3	0	4
665 Glassware	0	15	0	1
LAINNYA	0	0	0	0
SUB TOTAL	0	99 018	0	350 092

**I.6 IMPOR KOMODITI MENURUT NEGARA ASAL / IMPORT BY COUNTRY OF ORIGIN
DAN LIMA GOLONGAN BARANG (SITC) UTAMA / AND FIVE MAJOR SITC COMMODITY GROUP
*** NOVEMBER / NOVEMBER 2014 *****

Negara Asal/ SITC/ Uraian Golongan Barang <i>Country of Origin/ SITC/ group Description</i>	Berat Bersih / <i>Net Weight (Kg)</i>		Nilai CIF / <i>CIF Value (US\$)</i>	
	Bulan ini <i>Current month</i>	Kumulatif <i>Cum. Jan to date</i>	Bulan ini <i>Current month</i>	Kumulatif <i>Cum. Jan to date</i>
GRENADA				
542 Medicaments, Including Veterinary Medicaments	0	1 219	0	371 798
743 Pumps, Compressors, Fans, Blowers, Centrifuges, And Parts	0	106	0	1 225
LAINNYA	0	0	0	0
SUB TOTAL	0	1 325	0	373 023
NETHERLANDS ANTILLES				
714 Engines And Motors, Non-electric And Parts	0	1 516	0	466 065
592 Starches, Inulin, And Wheat Glutenal Buminoidal Substances; Glues	0	70 244	0	150 474
699 Manufactures Of Base Metals	0	30	0	15 057
874 Measuring, Checking, Analysing, And Controlling Instrument And Appa	137	144	9 887	10 862
752 Automatic Data Processing Machines And Their Units	0	27	0	10 643
LAINNYA	0	1 210	0	20 510
SUB TOTAL	137	73 171	9 887	673 611
NORFOLK ISLANDS				
728 Other Machines And Equipment Specialized For Particular Industry	0	8 105	0	161 529
741 Heating And Cooling Equipments And Parts	0	25	0	2 992
LAINNYA	0	0	0	0
SUB TOTAL	0	8 130	0	164 521
SAINT LUCIA				
759 Parts And Accessories For Machine Of Heading 751 Or 752	0	72	0	5 314
LAINNYA	0	0	0	0
SUB TOTAL	0	72	0	5 314
UNITED KINGDOM				
251 Pulp And Waste Paper	4 517 300	203 696 665	875 437	40 114 050
723 Civil Engineering And Contractor Plants And Equipments/ parts	191 786	1 397 751	3 896 900	35 877 020
553 Perfumery, Cosmetics, And Toilet Preparations	101 404	982 927	2 831 091	32 983 669
542 Medicaments, Including Veterinary Medicaments	7 768	302 167	2 539 519	31 959 831
716 Rotating Electric Plants And Parts	354 838	2 290 399	5 521 919	31 307 761
LAINNYA	10 616 347	135 979 419	50 373 705	662 035 950
SUB TOTAL	15 789 443	344 649 328	66 038 571	834 278 281
NETHERLANDS				
511 Hydrocarbon And Their Halogenated, Nitrated Derivatives	14 157 205	59 424 319	21 445 667	85 520 872
022 Milk,cream, And Milk Products Other Than Butter Or Cheese	1 005 305	14 960 771	4 078 739	58 196 552
098 Edible Products And Preparations	566 983	6 138 819	3 357 788	41 187 477
784 Parts And Accessories Of The Motor Vehicles	18 464	376 720	1 655 983	34 517 756
727 Food Processing Machines And Parts	57 564	740 360	2 636 285	29 772 406
LAINNYA	19 718 483	211 750 115	48 854 419	562 787 699
SUB TOTAL	35 524 004	293 391 104	82 028 881	811 982 762
FRANCE				
022 Milk,cream, And Milk Products Other Than Butter Or Cheese	4 189 410	46 092 165	10 597 801	132 378 759
891 Arms And Ammunitions	243	279 915	226 270	80 371 675
772 Electrical Apparatus For Making And Breaking Electrical Circuits	170 037	2 210 422	6 428 330	70 263 555
553 Perfumery, Cosmetics, And Toilet Preparations	91 864	1 032 551	4 935 145	68 243 130
251 Pulp And Waste Paper	3 406 951	99 353 796	1 719 742	59 049 293
LAINNYA	11 417 486	150 042 620	59 285 466	827 950 821
SUB TOTAL	19 275 991	299 011 469	83 192 754	1 238 257 233
GERMANY, FED. REP. OF				
728 Other Machines And Equipment Specialized For Particular Industry	2 102 113	17 070 153	44 766 858	559 981 630
745 Other Non-electical Machinery, Tools, And Mechanical Apparatus	200 236	3 536 785	8 474 155	209 920 718
776 Thermionic, Cold Cathode, And Photo Cathode Valves/tubes	6 552	183 405	10 731 279	141 162 830
741 Heating And Cooling Equipments And Parts	128 972	4 934 074	5 112 885	127 385 657
781 Passenger Motor Cars	846 883	8 331 371	10 293 171	122 065 866
LAINNYA	54 298 896	711 678 178	213 977 067	2 626 349 900
SUB TOTAL	57 583 652	745 733 966	293 355 415	3 786 866 601

**I.6 IM POR KOM ODITI M ENURUT NEGARA ASAL / IM PORT BY COUNTRY OF ORIGIN
DAN LIMA GOLONGAN BARANG (SITC) UTAMA / AND FIVE MAJOR SITC COMMODITY GROUP
*** NOVEMBER / NOVEMBER 2014 *****

Negara Asal/ SITC/ Uraian Golongan Barang <i>Country of Origin/ SITC/ group Description</i>	Berat Bersih / <i>Net Weight (Kg)</i>		Nilai CIF / <i>CIF Value (US\$)</i>	
	Bulan ini <i>Current month</i>	Kumulatif <i>Cum. Jan to date</i>	Bulan ini <i>Current month</i>	Kumulatif <i>Cum. Jan to date</i>
AUSTRIA				
776 Thermionic, Cold Cathode, And Photo Cathode Valves/ tubes	6 684	106 973	5 072 671	62 071 800
641 Papers And Paperboards	659 908	10 700 331	1 897 073	24 412 842
727 Food Processing Machines And Parts	122 572	440 938	5 571 667	23 115 752
728 Other Machines And Equipment Specialized For Particular Industry	25 036	581 824	377 123	19 253 487
716 Rotating Electric Plants And Parts	118	539 058	15 813	16 088 925
LAINNYA	3 442 769	25 659 131	15 135 352	169 208 809
SUB TOTAL	4 257 087	38 028 255	28 069 699	314 151 615
BELGIUM				
515 Organo-inorganic And Heterocyclic Compounds	2 298 178	22 790 094	8 346 111	76 491 818
022 Milk,cream, And Milk Products Other Than Butter Or Cheese	450 000	12 175 000	1 521 575	52 534 935
743 Pumps, Compressors, Fans, Blowers, Centrifuges, And Parts	27 841	1 244 293	778 758	35 124 103
541 Medicinal And Pharmaceutical Products	60 414	603 728	2 230 015	21 818 012
562 Fertilizers, Manufactured	6 257 000	54 045 372	2 248 410	19 954 827
LAINNYA	10 531 954	170 725 202	25 914 466	333 396 394
SUB TOTAL	19 625 387	261 583 689	41 039 335	539 320 089
SWITZERLAND				
542 Medicaments, Including Veterinary Medicaments	32 766	218 737	16 261 797	80 137 082
714 Engines And Motors, Non-electric And Parts	4 085	51 694	1 298 960	45 070 731
551 Essential Oils, Perfumes, And Flavour Materials	66 986	1 309 320	1 702 626	35 163 649
515 Organo-inorganic And Heterocyclic Compounds	448 380	1 609 553	3 132 798	25 774 005
533 Pigments, Paints, Varnishes, And Related Materials	53 024	676 541	3 050 072	25 373 254
LAINNYA	1 294 263	22 177 761	31 431 872	347 189 886
SUB TOTAL	1 899 504	26 043 606	56 878 125	558 708 607
LUXEMBOURG				
676 Iron/steel Bars, Rods, Angels, Shaped And Sections	931	1 234 796	1 054	1 822 573
657 Special Yarns, textile Fabrics	14 083	67 467	193 210	832 087
893 Article Of Plastics	0	37 633	0	328 718
695 Tools For Used In The Hand Or In Machines	42	193	52 180	295 661
749 Non-electric Parts And Accessories Of Machineries	219	7 218	10 920	261 379
LAINNYA	12 330	371 155	160 146	2 122 537
SUB TOTAL	27 605	1 718 462	417 510	5 662 955
GIBRALTAR				
676 Iron/steel Bars, Rods, Angels, Shaped And Sections	0	1	0	86
LAINNYA	0	0	0	0
SUB TOTAL	0	1	0	86
MONACO				
542 Medicaments, Including Veterinary Medicaments	0	240	0	342 123
514 Nitrogen-function Compounds	600	8 175	5 392	114 257
523 Metal salts And Peroxysalts	0	2 993	0	70 560
551 Essential Oils, Perfumes, And Flavour Materials	0	1 490	0	29 394
747 Taps, Cocks, And Valves For Pipes	0	110	0	25 537
LAINNYA	50	2 107	14 310	72 044
SUB TOTAL	650	15 115	19 702	653 915
DENMARK				
542 Medicaments, Including Veterinary Medicaments	6 719	92 412	3 037 417	35 314 358
022 Milk,cream, And Milk Products Other Than Butter Or Cheese	170 975	2 673 351	704 456	18 045 041
728 Other Machines And Equipment Specialized For Particular Industry	52 750	541 121	1 124 249	7 919 477
598 Miscellaneous Chemical Products	45 851	804 224	362 062	6 624 534
727 Food Processing Machines And Parts	556	121 325	76 169	5 908 543
LAINNYA	907 682	24 227 092	9 633 546	81 847 657
SUB TOTAL	1 184 533	28 459 525	14 937 899	155 659 610
NORWAY				
562 Fertilizers, Manufactured	13 203 425	132 825 184	6 604 234	65 588 262
034 Fish, Fresh, Chilled Or Frozen	850 266	4 027 375	2 066 351	11 336 908
251 Pulp And Waste Paper	1 045 080	40 419 119	218 474	10 026 748

**I.6 IMPOR KOMODITI MENURUT NEGARA ASAL / IMPORT BY COUNTRY OF ORIGIN
DAN LIMA GOLONGAN BARANG (SITC) UTAMA / AND FIVE MAJOR SITC COMMODITY GROUP
*** NOVEMBER / NOVEMBER 2014 *****

Negara Asal/ SITC/ Uraian Golongan Barang <i>Country of Origin/ SITC/ group Description</i>	Berat Bersih / <i>Net Weight (Kg)</i>		Nilai CIF / <i>CIF Value (US\$)</i>	
	Bulan ini <i>Current month</i>	Kumulatif <i>Cum. Jan to date</i>	Bulan ini <i>Current month</i>	Kumulatif <i>Cum. Jan to date</i>
874 Measuring, Checking, Analysing, And Controlling Instrument And App:	2 640	62 156	1 781 611	8 285 621
598 Miscellaneous Chemical Products	926 000	6 146 897	900 045	7 356 555
LAINNYA	1 231 078	9 942 966	9 018 261	69 046 566
SUB TOTAL	17 258 489	193 423 697	20 588 976	171 640 660
SWEDEN				
764 Telecommunication Equipments And Parts	39 256	721 687	19 441 633	139 162 914
251 Pulp And Waste Paper	5 053 887	96 774 127	4 260 188	86 280 070
641 Papers And Paperboards	2 541 637	55 725 667	2 652 317	60 385 470
511 Hydrocarbon And Their Halogenated, Nitrated Derivatives	6 596 477	22 115 698	9 795 768	31 813 167
714 Engines And Motors, Non-electric And Parts	0	323 085	0	26 275 245
LAINNYA	2 536 993	42 316 254	21 709 362	289 936 681
SUB TOTAL	16 768 250	217 976 518	57 859 268	633 853 547
FINLAND				
764 Telecommunication Equipments And Parts	52 143	502 473	18 553 760	247 709 320
716 Rotating Electric Plants And Parts	1 185 869	4 911 054	23 299 356	79 701 263
713 Internal Combustion Piston Engines And Parts	1 884 879	1 990 024	42 224 744	46 430 266
714 Engines And Motors, Non-electric And Parts	1 837 295	1 877 258	34 721 699	35 443 730
723 Civil Engineering And Contractor Plants And Equipments/parts	5 222	912 072	308 817	30 924 322
LAINNYA	5 869 109	50 604 230	31 683 426	187 208 448
SUB TOTAL	10 834 517	60 797 111	150 791 802	627 417 349
IRELAND				
793 Ships, Boats, And Floating Structures	0	1 659 000	0	14 000 000
022 Milk,cream, And Milk Products Other Than Butter Or Cheese	718 675	4 150 605	1 681 986	12 842 813
551 Essential Oils, Perfumes, And Flavour Materials	63 775	930 488	785 874	11 650 762
752 Automatic Data Processing Machines And Their Units	4 036	33 855	950 396	9 146 862
542 Medicaments, Including Veterinary Medicaments	675	6 752	937 292	8 817 833
LAINNYA	794 679	16 724 953	4 390 951	35 269 691
SUB TOTAL	1 581 840	23 505 653	8 746 499	91 727 961
ITALY				
745 Other Non-electical Machinery, Tools, And Mechanical Apparatus	195 190	2 458 650	7 253 810	214 551 452
728 Other Machines And Equipment Specialized For Particular Industry	328 022	7 486 127	5 039 381	178 981 744
747 Taps, Cocks, And Valves For Pipes	259 439	3 037 794	12 460 051	98 852 798
743 Pumps, Compressors, Fans, Blowers, Centrifuges, And Parts	240 253	1 921 964	12 869 552	82 054 848
679 Tubes, Pipes, Hollow Profile, Pipe Fitting Of Iron/steel	2 872 919	36 586 586	4 701 202	81 838 293
LAINNYA	16 645 603	264 750 770	70 231 946	946 098 419
SUB TOTAL	20 541 426	316 241 891	112 555 942	1 602 377 554
SPAIN				
679 Tubes, Pipes, Hollow Profile, Pipe Fitting Of Iron/steel	425 213	6 740 265	7 699 692	85 065 103
792 Aircraft And Associated Equipments And Parts	1 532	175 204	615 777	35 200 075
691 Structures And Parts Of Iron/steel Or Aluminium	114 220	5 942 967	1 119 961	29 195 368
533 Pigments, Paints, Varnishes, And Related Materials	1 252 363	16 424 039	1 527 740	21 587 619
542 Medicaments, Including Veterinary Medicaments	10 422	205 549	542 659	14 617 595
LAINNYA	5 389 096	58 015 948	20 626 360	281 555 813
SUB TOTAL	7 192 846	87 503 972	32 132 189	467 221 573
PORTUGAL				
511 Hydrocarbon And Their Halogenated, Nitrated Derivatives	0	15 207 079	0	15 362 845
845 Articles Of Apparel	11 288	130 686	488 035	6 214 829
743 Pumps, Compressors, Fans, Blowers, Centrifuges, And Parts	170 968	190 539	5 618 683	5 781 266
764 Telecommunication Equipments And Parts	470	5 067	299 090	5 732 536
842 Women's Coats/jacket, Not Knitted	2 541	26 533	168 363	1 981 210
LAINNYA	414 439	3 491 526	2 004 079	20 059 164
SUB TOTAL	599 706	19 051 430	8 578 250	55 131 850

**I.6 IMPOR KOMODITI MENURUT NEGARA ASAL / IMPORT BY COUNTRY OF ORIGIN
DAN LIMA GOLONGAN BARANG (SITC) UTAMA / AND FIVE MAJOR SITC COMMODITY GROUP
*** NOVEMBER / NOVEMBER 2014 *****

Negara Asal/ SITC/ Uraian Golongan Barang <i>Country of Origin/ SITC/ group Description</i>	Berat Bersih / <i>Net Weight (Kg)</i>		Nilai CIF / <i>CIF Value (US\$)</i>	
	Bulan ini <i>Current month</i>	Kumulatif <i>Cum. Jan to date</i>	Bulan ini <i>Current month</i>	Kumulatif <i>Cum. Jan to date</i>
ICELAND				
034 Fish, Fresh, Chilled Or Frozen	0	348 720	0	497 694
411 Animal Oils And Fats	0	88 920	0	422 533
542 Medicaments, Including Veterinary Medicaments	3 040	3 954	55 722	165 201
727 Food Processing Machines And Parts	0	4 709	0	143 131
523 Metallicsalts And Peroxysalts	0	200	0	9 455
LAINNYA	12	1 011	342	17 157
SUB TOTAL	3 052	447 514	56 064	1 255 171
MONTERRAT				
716 Rotating Electric Plants And Parts	0	2 080	0	3 667
LAINNYA	0	0	0	0
SUB TOTAL	0	2 080	0	3 667
GREECE				
263 Cotton	2 189 226	14 803 448	3 787 240	30 684 010
251 Pulp And Waste Paper	10 964 350	78 686 237	2 206 020	16 100 328
121 Tobacco, Unmanufactured And Refused	152 460	1 862 006	1 128 897	15 416 892
793 Ships, Boats, And Floating Structures	0	4 949 026	0	5 996 276
522 Inorganic Chemical Elements, Oxides And Halogen Salts	0	1 360 315	0	2 368 448
LAINNYA	870 388	12 402 919	1 035 684	14 339 283
SUB TOTAL	14 176 424	114 063 951	8 157 841	84 905 237
VATICAN CITY STATE				
248 Wood, simply Worked And Railway Sleeper Of Wood	0	63 215	0	57 980
747 Taps, Cocks, And Valves For Pipes	0	1 491	0	36 738
742 Pumps For Liquid And Parts	0	156	0	5 639
713 Internal Combustion Piston Engines And Parts	0	25	0	538
LAINNYA	0	0	0	0
SUB TOTAL	0	64 887	0	100 895
ANDORRA				
333 Petroleum Oil, Crude	0	13 309 626	0	10 200 000
334 Petroleum Products, Refined	0	7 768 014	0	8 454 320
263 Cotton	171 145	171 145	317 502	317 502
542 Medicaments, Including Veterinary Medicaments	2 002	2 002	3 211	3 211
728 Other Machines And Equipment Specialized For Particular Industry	0	286	0	1 610
LAINNYA	0	78	0	559
SUB TOTAL	173 147	21 251 151	320 713	18 977 202
LIECHTENSTEIN				
772 Electrical Apparatus For Making And Breaking Electrical Circuits	737	7 890	32 614	326 709
533 Pigments, Paints, Varnishes, And Related Materials	0	5 980	0	146 355
742 Pumps For Liquid And Parts	0	301	0	10 601
778 Electrical Machinery And Apparatus	0	271	0	10 022
699 Manufactures Of Base Metals	0	55	0	7 829
LAINNYA	4	125	31	14 727
SUB TOTAL	741	14 622	32 645	516 243
DEMOCRATIC REP. OF THE CONGO				
292 Crude Vegetable Materials	357 736	1 196 420	890 970	2 945 223
248 Wood, simply Worked And Railway Sleeper Of Wood	0	36 290	0	26 849
874 Measuring, Checking, Analysing, And Controlling Instrument And Apparatus	0	7	0	5 087
745 Other Non-electrical Machinery, Tools, And Mechanical Apparatus	0	5	0	2 176
895 Office And Stationery Supplies	0	2	0	1 598
LAINNYA	0	5	0	89
SUB TOTAL	357 736	1 232 729	890 970	2 981 022
HUNGARY				
741 Heating And Cooling Equipments And Parts	4 721	276 507	42 634	7 623 077
728 Other Machines And Equipment Specialized For Particular Industry	21 369	89 713	1 466 914	6 861 666
541 Medicinal And Pharmaceutical Products	2 337	24 256	332 708	4 854 439

**I.6 IMPOR KOMODITI MENURUT NEGARA ASAL / IMPORT BY COUNTRY OF ORIGIN
DAN LIMA GOLONGAN BARANG (SITC) UTAMA / AND FIVE MAJOR SITC COMMODITY GROUP
*** NOVEMBER / NOVEMBER 2014 *****

Negara Asal/ SITC/ Uraian Golongan Barang <i>Country of Origin/ SITC/ group Description</i>	Berat Bersih / <i>Net Weight (Kg)</i>		Nilai CIF / <i>CIF Value (US\$)</i>	
	Bulan ini <i>Current month</i>	Kumulatif <i>Cum. Jan to date</i>	Bulan ini <i>Current month</i>	Kumulatif <i>Cum. Jan to date</i>
772 Electrical Apparatus For Making And Breaking Electrical Circuits	2 361	407 066	92 434	4 561 547
551 Essential Oils, Perfumes, And Flavour Materials	17 966	167 195	357 269	3 988 025
LAINNYA	332 344	5 131 823	2 385 068	31 510 555
SUB TOTAL	381 098	6 096 560	4 677 027	59 399 309
POLAND				
022 Milk,cream, And Milk Products Other Than Butter Or Cheese	1 619 500	13 032 700	2 846 429	24 016 922
098 Edible Products And Preparations	242 510	3 084 582	1 660 779	14 018 125
553 Perfumery, Cosmetics, And Toilet Preparations	109 289	1 118 339	1 240 403	11 067 697
696 Cutlery	37 664	238 242	1 170 102	7 562 469
713 Internal Combustion Piston Engines And Parts	5 067	813 800	261 356	5 636 722
LAINNYA	1 862 520	29 470 068	6 722 836	69 143 198
SUB TOTAL	3 876 550	47 757 731	13 901 905	131 445 133
ROMANIA				
041 Wheat And Meslin, Unmilled	21 496 560	23 533 765	6 544 646	7 148 799
679 Tubes, Pipes, Hollow Profile, Pipe Fitting Of Iron/steel	36 389	882 621	50 544	3 350 394
842 Women's Coats/ jacket, Not Knitted	4 375	52 537	197 702	2 717 561
742 Pumps For Liquid And Parts	28 017	191 487	149 338	1 259 499
744 Mechanical Handling Equipments And Parts	0	662 620	0	1 200 033
LAINNYA	341 914	2 339 376	1 300 880	15 208 432
SUB TOTAL	21 907 255	27 662 406	8 243 110	30 884 718
BULGARIA				
121 Tobacco, Unmanufactured And Refused	19 116	966 983	102 959	8 381 176
523 Metallicsalts And Peroxysalts	2 215 840	29 175 754	511 268	6 750 118
075 Spices	1 438 716	10 808 726	873 954	5 353 553
081 Feeding Stuff For Animals	55 000	1 139 636	158 500	5 185 903
041 Wheat And Meslin, Unmilled	0	15 000 000	0	4 510 500
LAINNYA	1 596 616	6 980 781	1 043 705	13 512 526
SUB TOTAL	5 325 288	64 071 880	2 690 386	43 693 776
SERBIA				
748 Transmission Shafts And Cranks	0	964	0	2 598
746 Ball Or Roller Bearings	0	130	0	181
LAINNYA	0	0	0	0
SUB TOTAL	0	1 094	0	2 779
ALBANIA				
671 Pig Iron,spiegeleisen,sponge Iron, And Ferro-alloys	50 225	425 514	81 781	678 486
841 Men's Coats/jackets, Not Knitted	49	1 272	2 614	71 108
851 Footwears	15	766	648	29 695
842 Women's Coats/ jacket, Not Knitted	0	113	0	28 720
845 Articles Of Apparel	188	388	10 610	21 437
LAINNYA	0	1 156	0	7 816
SUB TOTAL	50 477	429 209	95 653	837 262
ARMENIA				
741 Heating And Cooling Equipments And Parts	0	15 797	0	195 158
784 Parts And Accessories Of The Motor Vehicles	256	604	6 030	18 989
791 Railway Vehicles And Associated Equipments	0	164	0	13 874
772 Electrical Apparatus For Making And Breaking Electrical Circuits	14	217	303	6 288
747 Taps, Cocks, And Valves For Pipes	40	94	1 594	3 999
LAINNYA	22	372	595	14 503
SUB TOTAL	332	17 248	8 522	252 811
AZERBAIJAN				
333 Petroleum Oil, Crude	266 014 618	2 768 618 707	193 464 451	2 271 670 840
851 Footwears	984	984	6 559	6 559
749 Non-electric Parts And Accessories Of Machineries	0	8	0	4 060
747 Taps, Cocks, And Valves For Pipes	0	1	0	2 700
629 Articles Of Rubbers	0	99	0	1 812
LAINNYA	0	2	0	116
SUB TOTAL	266 015 602	2 768 619 801	193 471 010	2 271 686 087

**I.6 IMPOR KOMODITI MENURUT NEGARA ASAL / IMPORT BY COUNTRY OF ORIGIN
DAN LIMA GOLONGAN BARANG (SITC) UTAMA / AND FIVE MAJOR SITC COMMODITY GROUP
*** NOVEMBER / NOVEMBER 2014 *****

Negara Asal/ SITC/ Uraian Golongan Barang <i>Country of Origin/ SITC/ group Description</i>	Berat Bersih / <i>Net Weight (Kg)</i>		Nilai CIF / <i>CIF Value (US\$)</i>	
	Bulan ini <i>Current month</i>	Kumulatif <i>Cum. Jan to date</i>	Bulan ini <i>Current month</i>	Kumulatif <i>Cum. Jan to date</i>
BELARUS				
562 Fertilizers, Manufactured	14 747 000	566 688 901	4 573 167	164 881 198
625 Rubber Tyre, tyre Cases, tyre Treads, inner Tubes, And Tyre Flaps	25 358	523 017	112 323	1 586 115
891 Arms And Ammunitions	0	1 028	0	669 750
874 Measuring, Checking, Analysing, And Controlling Instrument And Apparatus	76	765	4 580	408 536
592 Starches, Inulin, And Wheat Glutenal Buminoidal Substances; Glues	0	15 000	0	177 131
LAINNYA	42 493	128 182	43 956	278 672
SUB TOTAL	14 814 927	567 356 893	4 734 026	168 001 402
KAZAKHSTAN				
686 Zinc	1 044 814	9 636 427	2 621 903	22 769 130
263 Cotton	421 765	421 765	766 368	766 368
671 Pig Iron, spiegeleisen, sponge Iron, And Ferro-alloys	0	260 000	0	738 993
122 Tobacco, Manufactured	0	9	0	51 780
874 Measuring, Checking, Analysing, And Controlling Instrument And Apparatus	0	99	0	24 302
LAINNYA	6	265	2 782	44 848
SUB TOTAL	1 466 585	10 318 565	3 391 053	24 395 421
KYRGYZSTAN				
653 Fabrics, Woven, Of Man-made Fibres	960	36 688	19 962	149 205
726 Printing/book Binding Machinery And Parts	0	10 020	0	96 000
682 Copper	7 767	7 767	65 439	65 439
098 Edible Products And Preparations	0	20 000	0	53 400
675 Flat Rolled Products And Alloy Steels	0	85 123	0	49 104
LAINNYA	246	86 006	7 910	272 672
SUB TOTAL	8 973	245 604	93 311	685 820
MOLDOVA, REPUBLIC OF				
041 Wheat And Meslin, Unmilled	7 589 480	46 774 148	1 923 045	12 746 864
842 Women's Coats/ jacket, Not Knitted	272	7 342	8 687	301 237
831 Travel Goods	0	4 236	0	110 070
845 Articles Of Apparel	195	2 937	5 661	103 943
844 Women's Coats/ jackets, Knitted	92	2 819	2 704	90 885
LAINNYA	166	5 396	12 076	45 415
SUB TOTAL	7 590 205	46 796 878	1 952 173	13 398 414
TAJIKISTAN				
629 Articles Of Rubbers	0	145	0	4 974
759 Parts And Accessories For Machine Of Heading 751 Or 752	0	10	0	1 050
651 Textile Yarns	0	37	0	763
655 Knitted Or Crocheted Fabrics	0	8	0	62
LAINNYA	0	0	0	0
SUB TOTAL	0	200	0	6 849
TURKMENISTAN				
841 Men's Coats/ jackets, Not Knitted	181	3 305	5 325	104 551
263 Cotton	0	22 937	0	77 115
842 Women's Coats/ jacket, Not Knitted	0	59	0	2 100
843 Men's Coats/ jackets, Knitted	0	6	0	194
LAINNYA	0	0	0	0
SUB TOTAL	181	26 307	5 325	183 960
UKRAINE				
672 Ingots And Other Iron/ steel In Primary Forms	80 619	185 495 850	68 601	101 003 651
041 Wheat And Meslin, Unmilled	4 203 997	292 805 258	1 084 048	81 200 736
673 Flat Rolled Products, Not Clad	3 128 072	105 083 278	2 128 030	69 231 971
675 Flat Rolled Products And Alloy Steels	0	6 553 861	0	5 230 931
046 Meal And Flour Of Wheat And Flour Of Meslin	690 000	12 505 050	262 200	4 682 850
LAINNYA	1 280 072	31 406 312	1 947 048	24 689 318
SUB TOTAL	9 382 760	633 849 609	5 489 927	286 039 457

**I.6 IMPOR KOMODITI MENURUT NEGARA ASAL / IMPORT BY COUNTRY OF ORIGIN
DAN LIMA GOLONGAN BARANG (SITC) UTAMA / AND FIVE MAJOR SITC COMMODITY GROUP
*** NOVEMBER / NOVEMBER 2014 *****

Negara Asal/ SITC/ Uraian Golongan Barang <i>Country of Origin/ SITC/ group Description</i>	Berat Bersih / <i>Net Weight (Kg)</i>		Nilai CIF / <i>CIF Value (US\$)</i>	
	Bulan ini <i>Current month</i>	Kumulatif <i>Cum. Jan to date</i>	Bulan ini <i>Current month</i>	Kumulatif <i>Cum. Jan to date</i>
UZBEKISTAN				
713 Internal Combustion Piston Engines And Parts	0	279 083	0	3 617 157
251 Pulp And Waste Paper	20 000	585 740	32 000	1 074 613
263 Cotton	0	50 872	0	94 209
747 Taps, Cocks, And Valves For Pipes	0	84	0	2 284
748 Transmission Shafts And Cranks	0	57	0	1 381
LAINNYA	0	8	0	217
SUB TOTAL	20 000	915 844	32 000	4 789 861
LITHUANIA				
022 Milk, cream, And Milk Products Other Than Butter Or Cheese	325 000	2 542 000	460 444	3 683 104
562 Fertilizers, Manufactured	0	6 289 600	0	1 815 397
041 Wheat And Meslin, Unmilled	0	3 006 340	0	1 016 143
821 Furnitures And Parts	2 517	79 907	9 005	232 432
842 Women's Coats/ jacket, Not Knitted	203	1 234	29 241	164 151
LAINNYA	66 015	510 198	254 212	1 198 855
SUB TOTAL	393 735	12 429 279	752 902	8 110 082
LATVIA				
282 Waste And Scrap Metal Of Iron/ steel	0	1 003 980	0	430 453
288 Non-ferrous Base Metal Waste And Scraps	18 690	149 990	29 811	228 430
046 Meal And Flour Of Wheat And Flour Of Meslin	0	400 000	0	154 400
784 Parts And Accessories Of The Motor Vehicles	8	4 385	158	130 419
728 Other Machines And Equipment Specialized For Particular Industry	193	1 579	13 559	93 899
LAINNYA	371	81 371	31 616	598 622
SUB TOTAL	19 262	1 641 305	75 144	1 636 223
ESTONIA				
723 Civil Engineering And Contractor Plants And Equipments/ parts	35	23 577	838	421 045
764 Telecommunication Equipments And Parts	744	10 300	34 713	399 883
525 Radioactive And Associated Materials	20 000	60 000	99 800	326 200
641 Papers And Paperboards	0	282 836	0	263 552
771 Electric Power Machinery And Parts	518	2 930	30 536	166 950
LAINNYA	68 247	347 565	58 831	1 080 442
SUB TOTAL	89 544	727 208	224 718	2 658 072
GEORGIA				
792 Aircraft And Associated Equipments And Parts	0	11 751	0	4 395 729
679 Tubes, Pipes, Hollow Profile, Pipe Fitting Of Iron/ steel	0	40 290	0	428 551
685 Lead	0	167 970	0	334 116
723 Civil Engineering And Contractor Plants And Equipments/ parts	0	2 576	0	140 364
842 Women's Coats/ jacket, Not Knitted	0	3 899	0	135 916
LAINNYA	8 697	217 900	87 424	630 223
SUB TOTAL	8 697	444 386	87 424	6 064 899
CROATIA				
121 Tobacco, Unmanufactured And Refused	0	1 122 600	0	5 081 190
273 Stone, Sand And Gravel	0	995 280	0	639 864
248 Wood, simply Worked And Railway Sleeper Of Wood	45 998	642 787	37 703	525 022
737 Metalworking Machinery And Parts	611	84 814	2 026	493 566
653 Fabrics, Woven, Of Man-made Fibres	149	29 144	3 417	415 280
LAINNYA	85 600	1 886 944	280 336	3 402 618
SUB TOTAL	132 358	4 761 569	323 482	10 557 540
BOSNIA AND HERZEGOVINA				
333 Petroleum Oil, Crude	0	19 191 983	0	15 214 500
263 Cotton	0	197 841	0	413 833
851 Footwears	0	149 035	0	122 408
248 Wood, simply Worked And Railway Sleeper Of Wood	0	91 355	0	61 543
747 Taps, Cocks, And Valves For Pipes	11	485	1 491	52 890
LAINNYA	1 547	7 558	6 427	50 685
SUB TOTAL	1 558	19 638 257	7 918	15 915 859

**I.6 IMPOR KOMODITI MENURUT NEGARA ASAL / IMPORT BY COUNTRY OF ORIGIN
DAN LIMA GOLONGAN BARANG (SITC) UTAMA / AND FIVE MAJOR SITC COMMODITY GROUP
*** NOVEMBER / NOVEMBER 2014 *****

Negara Asal/ SITC/ Uraian Golongan Barang <i>Country of Origin/ SITC/ group Description</i>	Berat Bersih / <i>Net Weight (Kg)</i>		Nilai CIF / <i>CIF Value (US\$)</i>	
	Bulan ini <i>Current month</i>	Kumulatif <i>Cum. Jan to date</i>	Bulan ini <i>Current month</i>	Kumulatif <i>Cum. Jan to date</i>
MALTA				
542 Medicaments, Including Veterinary Medicaments	0	4 631	0	863 005
251 Pulp And Waste Paper	0	1 812 570	0	319 822
778 Electrical Machinery And Apparatus	147	1 993	20 266	229 031
579 Waste And Scrap Of Plastics	0	138 088	0	61 578
776 Thermionic, Cold Cathode, And Photo Cathode Valves/ tubes	0	390	0	56 099
LAINNYA	65	19 476	4 099	185 693
SUB TOTAL	212	1 977 148	24 365	1 715 228
SLOVAKIA				
737 Metalworking Machinery And Parts	0	200 424	0	1 039 200
514 Nitrogen-function Compounds	57 000	589 000	90 390	931 830
781 Passengger Motor Cars	2 325	38 026	44 238	713 566
759 Parts And Accessories For Machine Of Heading 751 Or 752	21	4 938	2 644	612 751
778 Electrical Machinery And Apparatus	1 101	22 205	27 827	563 773
LAINNYA	38 522	807 127	620 930	6 783 316
SUB TOTAL	98 969	1 661 720	786 029	10 644 436
SLOVENIA				
737 Metalworking Machinery And Parts	90 513	635 693	278 832	2 080 162
542 Medicaments, Including Veterinary Medicaments	167	4 165	202 637	1 917 661
699 Manufactures Of Base Metals	4 529	54 726	8 993	703 246
772 Electrical Apparatus For Making And Breaking Electrical Circuits	1 989	23 218	260 173	547 799
541 Medicinal And Pharmaceutical Products	1	4 502	25 000	533 750
LAINNYA	19 889	836 538	266 241	5 680 471
SUB TOTAL	117 088	1 558 842	1 041 876	11 463 089
CZECH REPUBLIC				
251 Pulp And Waste Paper	8 852 002	84 537 188	7 653 172	74 584 982
714 Engines And Motors, Non-electric And Parts	0	267 167	0	8 599 581
743 Pumps, Compressors, Fans, Blowers, Centrifuges, And Parts	32 233	464 055	622 587	8 024 728
772 Electrical Apparatus For Making And Breaking Electrical Circuits	11 361	392 030	329 709	7 826 050
514 Nitrogen-function Compounds	312 080	3 351 420	637 816	6 848 712
LAINNYA	652 079	8 283 743	7 182 967	58 245 758
SUB TOTAL	9 859 755	97 295 603	16 426 251	164 129 811
SOUTH GEORGIA AND THE SOUTH SA				
771 Electric Power Machinery And Parts	6	6	612	612
672 Ingots And Other Iron/steel In Primary Forms	0	25	0	370
LAINNYA	0	0	0	0
SUB TOTAL	6	31	612	982
REP. OF MACEDONIA				
121 Tobacco, Unmanufactured And Refused	415 800	1 015 710	3 087 315	7 609 018
842 Women's Coats/ jacket, Not Knitted	45	1 101	1 981	137 236
845 Articles Of Apparel	0	190	0	22 422
841 Men's Coats/ jackets, Not Knitted	0	139	0	15 247
844 Women's Coats/ jackets, Knitted	96	354	2 840	13 270
LAINNYA	11	1 353	308	8 797
SUB TOTAL	415 952	1 018 847	3 092 444	7 805 990
FAEROE ISLANDS				
034 Fish, Fresh, Chilled Or Frozen	0	24 309	0	155 536
597 Additive For Mineral Oils	0	231	0	6 200
LAINNYA	0	0	0	0
SUB TOTAL	0	24 540	0	161 736
RUSSIA FEDERATION				
672 Ingots And Other Iron/steel In Primary Forms	26 054 100	1 173 495 549	13 359 205	623 119 602
334 Petroleum Products, Refined	0	319 874 118	0	287 619 550
562 Fertilizers, Manufactured	28 613 892	606 815 286	9 120 204	187 037 248

**I.6 IM POR KOM ODITI M ENURUT NEGARA ASAL / I M P O R T B Y C O U N T R Y O F O R I G I N
DAN LIM A GOLONGAN BARANG (SITC) UTAM A / A N D F I V E M A J O R S I T C C O M M O D I T Y G R O U P
*** N O V E M B E R / N O V E M B E R 2 0 1 4 *****

Negara Asal/ SITC/ Uraian Golongan Barang <i>Country of Origin/ SITC/ group Description</i>	Berat Bersih / <i>Net Weight (Kg)</i>		Nilai CIF / <i>CIF Value (US\$)</i>	
	Bulan ini <i>Current month</i>	Kumulatif <i>Cum. Jan to date</i>	Bulan ini <i>Current month</i>	Kumulatif <i>Cum. Jan to date</i>
041 Wheat And Meslin, Unmilled	53 886 600	265 940 170	15 909 829	78 604 303
333 Petroleum Oil, Crude	0	81 113 671	0	66 334 293
LAINNYA	21 076 860	255 325 336	20 830 182	234 184 458
SUB TOTAL	129 631 452	2 702 564 130	59 219 420	1 476 899 454
SERBIA				
891 Arms And Ammunitions	0	54 540	0	5 598 452
098 Edible Products And Preparations	0	64 400	0	861 324
714 Engines And Motors, Non-electric And Parts	0	3 667	0	617 052
872 Medical Instruments And Appliances	763	799	88 514	92 853
122 Tobacco, Manufactured	0	1 641	0	77 896
LAINNYA	1 410	18 104	15 617	174 236
SUB TOTAL	2 173	143 151	104 131	7 421 813
MONTENEGRO				
845 Articles Of Apparel	0	20	0	700
842 Women's Coats/ jacket, Not Knitted	0	9	0	328
743 Pumps, Compressors, Fans, Blowers, Centrifuges, And Parts	0	2	0	283
748 Transmission Shafts And Cranks	1	15	21	154
874 Measuring, Checking, Analysing, And Controlling Instrument And App:	0	4	0	122
LAINNYA	0	1	0	7
SUB TOTAL	1	51	21	1 594

**I.7 IM POR KOM ODITI TERTENTU M ENURUT NEGARA ASAL UTAM A
CERTAIN COM M ODITIES IM PORT BY M AIN COUNTRY OF ORIGIN**

*** NOVEM BER/ NOVEM BER 2014 ***

Komoditi <i>Commodity</i>	Negara Asal <i>Country of Origin</i>	Berat Bersih / <i>Net Weight (Kg)</i>		Nilai CIF / <i>CF Value (US\$)</i>	
		Bulan ini <i>Current month</i>	Kumulatif <i>Cum. Jan to date</i>	Bulan ini <i>Current month</i>	Kumulatif <i>Cum. Jan to date</i>
Beras					
	Viet Nam	111 513 000	236 218 375	52 321 781	110 723 318
	Thailand	54 752 250	224 805 025	26 561 231	105 190 498
	India	447 326	79 993 346	213 655	30 167 697
	Pakistan	11 066 000	55 741 000	4 252 521	21 670 225
	Myanmar	0	12 136 000	0	3 972 152
	Lainnya	95 993	2 848 619	228 561	3 917 042
	Subtotal	177 874 569	611 742 365	83 577 749	275 640 932
Jagung					
	India	173 170	1 092 238 807	47 102	276 642 517
	Brazil	203 375 117	1 116 852 701	46 379 524	268 609 291
	Argentina	115 060 578	596 145 274	26 220 509	151 941 492
	Amerika Serikat	61 848	96 372 916	71 255	26 719 665
	Thailand	181 629	10 613 550	471 770	8 038 219
	Lainnya	1 095 924	13 724 098	260 904	3 349 519
	Subtotal	319 948 266	2 925 947 346	73 451 064	735 300 703
Kedelai					
	Amerika Serikat	24 751 987	1 711 413 658	14 157 132	1 037 878 691
	Uruguay	830 150	22 450 055	487 060	13 490 269
	Argentina	1 291 140	22 346 220	747 195	13 261 424
	Kanada	287 690	21 623 968	192 701	12 983 027
	Malaysia	1 401 483	12 415 166	1 097 315	9 112 003
	Lainnya	0	9 665 343	0	5 352 142
	Subtotal	28 562 450	1 799 914 410	16 681 403	1 092 077 556
Biji Gandum dan Meslin					
	Australia	206 121 795	3 715 586 559	58 286 527	1 180 427 520
	Kanada	110 423 420	1 209 435 463	35 428 304	416 519 708
	Amerika Serikat	75 985 397	933 894 434	26 360 510	321 813 100
	India	0	357 884 036	0	110 089 204
	Ukraina	4 203 997	292 805 258	1 084 048	81 200 736
	Lainnya	82 972 640	365 178 749	24 377 520	107 267 351
	Subtotal	479 707 249	6 874 784 499	145 536 909	2 217 317 619
Tepung Terigu					
	Turki	5 247 500	74 937 414	1 660 283	24 584 856
	India	5 254 400	42 798 009	1 924 611	15 769 456
	Srilanka	516 000	36 703 000	211 560	15 666 160
	Ukraina	690 000	12 505 050	262 200	4 682 850
	Malaysia	0	8 207 830	0	3 998 450
	Lainnya	826 090	12 592 424	450 647	5 976 817
	Subtotal	12 533 990	187 743 727	4 509 301	70 678 589
Gula Pasir					
	Thailand	0	10 375 000	0	5 273 175
	Jerman	0	1 500	0	7 236
	Singapura	0	557	0	4 692
	Amerika Serikat	0	45	0	1 815
	Australia	0	63	0	209
	Lainnya	0	25	0	37
	Subtotal	0	10 377 190	0	5 287 164

**I.7 IM POR KOM ODITI TERTENTU M ENURUT NEGARA ASAL UTAM A
CERTAIN COM M ODITIES IM PORT BY M AIN COUNTRY OF ORIGIN**

*** NOVEM BER/ NOVEM BER 2014 ***

Komoditi <i>Commodity</i>	Negara Asal <i>Country of Origin</i>	Berat Bersih / <i>Net Weight (Kg)</i>		Nilai CIF / <i>CF Value (US\$)</i>	
		Bulan ini <i>Current month</i>	Kumulatif <i>Cum. Jan to date</i>	Bulan ini <i>Current month</i>	Kumulatif <i>Cum. Jan to date</i>
Gula Tebu					
	Thailand	46 000 000	1 431 389 228	19 715 000	632 845 337
	Australia	107 645 000	882 787 690	47 937 244	392 703 833
	Brazil	0	397 332 277	0	184 220 659
	Afrika Selatan	0	82 560 000	0	36 117 068
	Korea Selatan	0	4 995	0	6 584
	Lainnya	0	0	0	0
	Subtotal	153 645 000	2 794 074 190	67 652 244	1 245 893 481
Daging Jenis Lembu					
	Australia	9 014 142	71 123 094	35 900 820	291 126 522
	Selandia Baru	965 920	19 069 141	3 540 051	81 042 354
	Amerika Serikat	475 362	5 438 154	1 451 806	22 891 833
	Singapura	0	47 176	0	176 489
	Perancis	0	24 994	0	141 583
	Lainnya	0	0	0	0
	Subtotal	10 455 424	95 702 559	40 892 677	395 378 781
Jenis Lembu					
	Australia	28 430 329	220 289 976	79 915 815	605 962 197
	Inggris	0	800	0	27 011
	Amerika Serikat	0	14	0	4 574
	Jerman	0	61	0	927
	Lainnya	0	0	0	0
	Subtotal	28 430 329	220 290 851	79 915 815	605 994 709
Daging Ayam					
	Belgia	0	100	0	1 684
	Lainnya	0	0	0	0
	Subtotal	0	100	0	1 684
Garam					
	Australia	152 700 000	1 773 107 008	6 430 995	80 507 415
	India	56 000	235 736 169	3 920	9 848 217
	Cina	22 000	24 471 732	13 200	2 025 577
	Selandia Baru	96 000	1 752 000	39 936	696 720
	Jerman	22 000	282 204	11 981	358 251
	Lainnya	26 452	1 190 744	12 096	393 402
	Subtotal	152 922 452	2 036 539 857	6 512 128	93 829 582
Mentega					
	Selandia Baru	1 521 129	14 771 945	5 810 188	67 362 550
	Belgia	177 720	2 311 113	979 351	14 370 934
	Perancis	86 694	795 300	579 467	5 554 241
	Belanda	208 677	1 556 002	340 694	4 810 082
	Australia	93 425	598 775	412 190	2 782 964
	Lainnya	34 718	488 539	175 938	2 514 779
	Subtotal	2 122 363	20 521 674	8 297 828	97 395 550
Minyak Goreng					
	Malaysia	1 300 592	17 394 413	1 541 021	20 340 253
	Thailand	429 120	1 569 010	484 134	1 981 740
	Australia	83 940	1 471 778	103 666	1 904 637
	Singapura	120 347	1 310 466	180 675	1 886 940

**I.7 IM POR KOM ODITI TERTENTU M ENURUT NEGARA ASAL UTAM A
CERTAIN COM M ODITIES IM PORT BY M AIN COUNTRY OF ORIGIN**

*** NOVEM BER/ NOVEM BER 2014 ***

Komoditi <i>Commodity</i>	Negara Asal <i>Country of Origin</i>	Berat Bersih / <i>Net Weight (Kg)</i>		Nilai CIF / <i>CF Value (US\$)</i>	
		Bulan ini <i>Current month</i>	Kumulatif <i>Cum. Jan to date</i>	Bulan ini <i>Current month</i>	Kumulatif <i>Cum. Jan to date</i>
	Amerika Serikat	35 481	320 421	64 348	664 154
	Lainnya	38 847	727 964	56 062	942 353
	Subtotal	2 008 327	22 794 052	2 429 906	27 720 077
Susu					
	Selandia Baru	4 970 700	53 099 824	17 337 870	245 351 241
	Amerika Serikat	1 726 550	41 159 572	6 619 525	179 293 052
	Australia	2 218 653	33 677 041	8 412 491	159 186 747
	Perancis	1 367 164	18 632 656	5 070 560	77 442 706
	Belgia	450 000	11 925 000	1 521 575	51 460 935
	Lainnya	2 396 186	30 699 144	6 895 200	131 593 915
	Subtotal	13 129 253	189 193 237	45 857 221	844 328 596
Bawang Merah					
	Thailand	0	20 512 146	0	9 716 059
	India	1 965 400	32 841 578	628 605	9 554 188
	Viet Nam	0	11 165 900	0	5 373 519
	Philipina	0	1 923 105	0	947 028
	Lainnya	0	0	0	0
	Subtotal	1 965 400	66 442 729	628 605	25 590 794
Bawang Putih					
	Cina	29 926 950	448 537 277	21 089 428	320 227 306
	Taiwan	0	1 958 000	0	782 519
	Viet Nam	0	290 000	0	203 000
	Singapura	0	55 883	0	23 992
	India	0	0	0	0
	Lainnya	0	0	0	0
	Subtotal	29 926 950	450 841 160	21 089 428	321 236 817
Kelapa					
	Thailand	68 084	562 550	67 064	489 562
	Philipina	0	134 819	0	489 444
	Malaysia	0	13 764	0	17 484
	Singapura	0	0	0	0
	Viet Nam	0	0	0	0
	Lainnya	0	0	0	0
	Subtotal	68 084	711 133	67 064	996 490
Kelapa Sawit					
	Malaysia	119	2 330	65 454	516 864
	Papua Nugini	0	880	0	126 000
	Virgin Island (British)	0	0	0	0
	Lainnya	0	0	0	0
	Subtotal	119	3 210	65 454	642 864
Lada					
	Viet Nam	175 000	5 491 924	1 658 750	44 338 128
	Malaysia	15 000	195 920	181 445	1 780 644
	Singapura	24	114 016	318	811 238
	Brazil	0	72 452	0	499 894
	Belanda	0	8 991	0	95 519
	Lainnya	301	19 486	1 837	181 836
	Subtotal	190 325	5 902 789	1 842 350	47 707 259

**I.7 IM POR KOM ODITI TERTENTU M ENURUT NEGARA ASAL UTAM A
CERTAIN COM M ODITIES IM PORT BY M AIN COUNTRY OF ORIGIN**

*** NOVEM BER/ NOVEM BER 2014 ***

Komoditi <i>Commodity</i>	Negara Asal <i>Country of Origin</i>	Berat Bersih / <i>Net Weight (Kg)</i>		Nilai CIF / <i>CF Value (US\$)</i>	
		Bulan ini <i>Current month</i>	Kumulatif <i>Cum. Jan to date</i>	Bulan ini <i>Current month</i>	Kumulatif <i>Cum. Jan to date</i>
Kentang					
	Australia	0	11 862 603	0	7 819 028
	Mesir	0	8 020 000	0	4 486 200
	Kanada	0	5 992 000	0	3 627 000
	Amerika Serikat	2 522 300	3 535 660	1 272 177	1 768 724
	Inggris	0	1 200 000	0	1 138 594
	Lainnya	1 553 223	4 376 243	615 866	1 865 661
	Subtotal	4 075 523	34 986 506	1 888 043	20 705 207
Teh					
	Viet Nam	503 372	5 271 400	583 325	5 732 173
	Kenya	109 811	1 933 190	266 598	4 622 754
	Srilanka	72 855	369 923	433 145	2 464 453
	India	35 290	1 435 705	49 199	2 413 400
	Iran	5	3 028 580	37	2 273 100
	Lainnya	58 180	1 405 850	355 488	4 422 425
	Subtotal	779 513	13 444 648	1 687 792	21 928 305
Kopi					
	Viet Nam	0	15 183 600	0	31 493 168
	Brazil	249 600	1 598 016	1 095 331	5 873 266
	Italia	0	101 413	0	1 870 797
	Indonesia	39 900	940 522	154 924	1 773 031
	Malaysia	41 893	164 054	362 164	1 478 126
	Lainnya	30 717	861 401	144 721	3 247 735
	Subtotal	362 110	18 849 006	1 757 140	45 736 123
Kakao					
	Pantai Gading	11 106 432	49 467 656	36 934 686	157 611 374
	Ekuador	1 850 925	10 308 533	6 100 998	31 473 773
	Ghana	250 000	9 115 062	895 340	27 916 094
	Papua Nugini	615 000	7 421 610	2 110 202	22 755 554
	Kamerun	154 174	5 144 603	477 323	14 647 644
	Lainnya	746 978	13 812 259	2 524 536	40 577 830
	Subtotal	14 723 509	95 269 723	49 043 085	294 982 269
Cabe (segar dingin)					
	Viet Nam	0	14 707	0	24 936
	Lainnya	0	0	0	0
	Subtotal	0	14 707	0	24 936
Cabe (kering-tumbuk)					
	India	1 215 854	16 318 577	1 385 147	19 504 652
	Cina	196 791	3 052 200	213 192	3 841 696
	Thailand	1 300	24 265	17 895	281 994
	Korea Selatan	0	196 586	0	167 126
	Amerika Serikat	0	35 363	0	145 463
	Lainnya	19 121	403 923	49 888	768 884
	Subtotal	1 433 066	20 030 914	1 666 122	24 709 815
Cabe (awet sementara)					
	Thailand	277 600	2 906 048	274 280	2 886 299
	Cina	208 092	1 472 621	249 711	1 768 558
	Malaysia	0	353 760	0	641 542

**I.7 IM POR KOM ODITI TERTENTU M ENURUT NEGARA ASAL UTAM A
CERTAIN COM M ODITIES IM PORT BY M AIN COUNTRY OF ORIGIN**

*** NOVEM BER/ NOVEM BER 2014 ***

Komoditi <i>Commodity</i>	Negara Asal <i>Country of Origin</i>	Berat Bersih / <i>Net Weight (Kg)</i>		Nilai CIF / <i>CF Value (US\$)</i>	
		Bulan ini <i>Current month</i>	Kumulatif <i>Cum. Jan to date</i>	Bulan ini <i>Current month</i>	Kumulatif <i>Cum. Jan to date</i>
	Viet Nam	0	15 360	0	22 464
	Lainnya	0	0	0	0
	Subtotal	485 692	4 747 789	523 991	5 318 863
Tembakau					
	Cina	2 481 980	44 181 245	14 302 604	235 444 677
	Brazil	798 620	8 680 629	3 392 769	51 560 264
	Turki	213 933	5 818 228	1 510 941	46 636 415
	Amerika Serikat	509 682	4 867 574	4 680 897	40 643 588
	Zimbabwe	1 152 010	3 652 660	6 640 723	22 110 952
	Lainnya	2 325 831	24 332 816	14 468 798	144 651 472
	Subtotal	7 482 056	91 533 152	44 996 732	541 047 368

K1. IMPOR KAWASAN BERIKAT / BOUND ZONE IMPORT
MENURUT GOLONGAN BARANG 2 DIJIT HS / BY COMMODITY 2 DIGITS HS
***** OKTOBER / OCTOBER 2014 *****

HS Uraian Golongan Barang	Berat Bersih / Net Weight (Kg)		Nilai CIF / CIF Value (US\$)	
	Bulan ini Current month	Kumulatif Cum. Jan to date	Bulan ini Current month	Kumulatif Cum. Jan to date
02 Meat and edible meat offal	0	5 971	0	58 081
03 Fish and crustaceans	1 310 946	19 109 268	4 624 656	87 714 397
04 Dairy products, bird's eggs, natural honey	25 647	3 887 321	82 231	19 328 070
05 Products of animal origin	20 924	912 372	651 206	56 777 766
06 Live trees and other plants	0	7 037	0	205 984
07 Edible vegetables and certain roots and tubers	0	758	0	5 471
08 Edible fruits and nuts	1 574	52 784	15 680	191 355
09 Coffee, tea, mate, and spices	167 088	5 220 385	415 504	10 949 846
10 Cereals	28	371 046 295	83	109 876 260
11 Products of the milling industry; malt, starches	5 902 086	57 520 326	2 617 994	24 947 651
12 Oil seeds and oleaginous fruits; grains, seed, and fruits	357 993	1 282 547	892 460	3 210 353
13 Lac; gums; resins and other vegetable saps and extracts	512	40 946	8 598	345 172
14 Vegetable plaiting materials; vegetable products	131	6 029	2 083	29 480
15 Animal or vegetable oils/fats and their cleavage products	763 951	7 152 918	1 098 704	10 429 703
16 Preparations of meat/fish/crustaceans/molluscs or other aquatic inverte	267 096	1 443 708	1 394 316	7 270 120
17 Sugar and sugar confectionery	153 667 251	2 327 811 615	67 664 761	1 035 347 326
18 Cocoa and cocoa preparations	5 322	64 463	125 985	1 377 516
19 Preparations of cereals, flour, starch or milk; pastrycooks' products	146 041	1 171 377	361 368	3 129 291
20 Preparations of vegetables, fruits, nuts or other part of plants	8 779	293 105	40 600	764 843
21 Miscellaneous edible preparations	18 648	420 070	74 943	1 959 679
22 Beverages, spirit, and vinegar	171 995	1 458 703	1 374 107	10 929 174
23 Residues and waste from the food industries	29 804	181 990	67 079	414 494
24 Tobacco and manufactured tobacco substitutes	2 115 735	15 227 625	19 757 040	123 931 765
25 Salts; sulphur; earths and stone; plastering materials, lime and cemen	8 688 928	143 821 457	3 764 380	51 439 196
26 Ores, slag, and ash	2 289	1 599 900	13 498	2 909 800
27 Mineral fuels, mineral oils and products of their distillation	953 923	85 525 657	1 338 125	115 497 441
28 Inorganic chemicals	9 288 100	162 509 595	14 671 578	207 236 768
29 Organic chemicals	20 699 542	384 562 978	24 574 184	319 062 050
30 Pharmaceutical products	18 612	66 749	107 915	519 870
31 Fertilizers	463 631	5 539 465	336 988	3 320 169
32 Tanning or dyeing extracts	2 568 971	49 017 596	13 411 689	164 230 511
33 Essential oils and resinoids; perfumery, cosmetic or toilet preparatio	54 199	702 194	1 089 551	18 577 183
34 Soap, organic surfasce-active agents, washing, and lubricating prepara	1 198 677	14 717 291	4 003 579	50 434 777
35 Albuminoidal substances; modified starches; glues; enzymes	731 063	9 093 930	4 964 699	39 810 044
36 Explosives; pyrotechnic products; matches; certain combustible prepara	5 636	182 361	251 672	5 701 172
37 Photographic and cinematographic goods	12 706	1 242 355	88 733	4 628 871
38 Miscellaneous chemical products	4 367 773	40 793 860	19 015 569	191 001 100
39 Plastics and articles thereof	50 331 967	578 554 999	114 865 843	1 348 875 612
40 Rubber and articles thereof	11 016 943	132 366 037	28 388 930	349 302 123
41 Raw hides, skins, and leather	2 195 025	28 880 231	34 134 712	361 976 012
42 Articles of leather; saddlery and harness; travel goods and similar co	27 330	400 158	632 402	9 224 787
43 Furskins and artificial fur; manufactures thereof	0	39 651	0	7 905 406
44 Wood and articles of wood; wood charcoal	8 738 524	111 007 904	6 454 213	84 165 915
45 Cork and articles of cork	6 241	107 890	75 482	940 453
46 Manufactured of straw or other plaiting materials; basketware and wick	90 489	547 445	68 308	465 257
47 Pulp of wood or of other fibrous cellulosic material; recovered paper/p	25 450 001	312 471 805	21 581 091	274 567 600
48 Paper and paperboard; articles of paper pulp or of paper/paperboard	6 863 878	104 030 225	25 413 035	298 784 634
49 Printed books, newspapers, pictures, and other products of printing in	51 375	749 192	1 357 321	20 734 164
50 Silk	271	12 348	2 399	473 384
51 Wool, fine or coarse animal hair; horse hair yarn, woven fabrics of pa	421 443	4 083 443	11 955 991	102 586 887
52 Cotton	14 464 942	179 678 464	95 132 348	1 045 840 926
53 Other vegetable textile fibres; paper yarns and woven fabrics of paper	201 931	1 983 185	2 097 200	8 860 638
54 Man-made filaments	7 915 401	83 819 714	75 025 298	768 342 958
55 Man-made staple fibres	18 926 748	194 860 574	69 810 543	715 833 959
56 Wadding, felt, and non-wovens	1 959 889	21 263 080	18 092 128	170 368 546
57 Carpets and other textile floor coverings	27 157	518 271	160 656	3 854 184
58 Special woven fabrics; tufted textile fabrics; lace; tapestries; embro	1 410 680	15 027 652	22 952 663	237 338 867
59 Impregnated, coated, covered or laminated textile fabrics	2 357 103	30 098 306	21 372 029	270 263 053
60 Knitted or crocheted fabrics	11 150 802	118 354 871	109 263 748	1 100 431 106
61 Articles of apparel and clothing accessories, knitted or crocheted	185 036	2 111 898	2 480 055	25 930 237
62 Articles of apparel and clothing accessories, not knitted or crocheted	253 685	2 770 850	3 604 551	47 670 525
63 Other made up textile articles; sets; worn clothing and worn textile a	115 791	1 138 493	1 077 807	11 503 618
64 Footwear, gaiters and the like; parts of such articles	1 050 947	10 440 790	12 713 653	131 113 753
65 Headgear and parts thereof	28 573	189 614	339 286	2 676 520
66 Umbrellas, walking sticks, seat-sticks, whips, riding crops and parts	10	2 367	134	44 236
67 Prepared feathers and articles; artificial flowers; articles of human	2 824	92 150	223 421	10 508 616
68 Articles of stone, plaster, cement, asbestos, mica or similar material	397 924	4 980 561	2 304 022	22 690 907
69 Ceramic products	816 066	7 732 016	890 933	9 869 725
70 Glass and glassware	2 645 037	50 997 343	4 331 844	66 435 346
71 Natural and cultured pearls, precious/semi precious stones, and precio	36 298	345 983	2 832 421	40 809 993

K1. IMPOR KAWASAN BERIKAT / BOUND ZONE IMPORT
MENURUT GOLONGAN BARANG 2 DIJIT HS / BY COMMODITY 2 DIGITS HS
***** OKTOBER / OCTOBER 2014 *****

HS Uraian Golongan Barang	Berat Bersih / Net Weight (Kg)		Nilai CIF / CIF Value (US\$)	
	Bulan ini	Kumulatif	Bulan ini	Kumulatif
	Current month	Cum. Jan to date	Current month	Cum. Jan to date
72 Iron and steel	109 535 109	1 186 237 813	75 258 515	836 752 726
73 Articles of iron and steel	10 554 418	115 188 250	35 686 524	391 285 721
74 Cooper and articles thereof	9 477 774	100 435 215	70 492 112	740 375 953
75 Nickel and articles thereof	6 162	178 423	268 068	4 359 635
76 Aluminium and articles thereof	6 408 759	57 037 984	23 400 440	191 763 104
78 Lead and articles thereof	389 476	4 440 774	1 001 160	12 277 068
79 Zinc and articles thereof	499 478	6 532 772	1 419 696	16 634 009
80 Tin and articles thereof	35 475	607 613	1 078 512	9 979 000
81 Other base metal; cermets; and articles thereof	35 758	998 248	5 021 208	79 844 989
82 Tools, implements, cutlery, spoon and forks, of base metal and parts t	258 681	1 642 665	3 445 648	31 746 342
83 Miscellaneous articles of base metal	1 413 820	13 694 920	8 847 030	98 516 680
84 Nuclear reactors, boilers, machinery and mechanical appliances; parts	13 709 612	176 632 185	179 567 736	2 106 455 538
85 Electrical machinery and equipments; sound recorders/reproducers, visu	12 752 051	130 560 738	303 801 226	3 667 444 388
86 Railway and tramway locomotive, mechanical traffic, and all kinds	34 781	98 714	77 283	804 963
87 Vehicles other than railway/tramway, and parts and accessories thereof	7 771 941	82 556 970	52 570 582	535 264 300
88 Aircraft and its components	4 853	392 711	2 973 309	89 091 276
89 Ships, boat, and floating structures	973 075	1 535 861	550 904	2 477 990
90 Optical, photographic, cinematographic, measuring, checking, medical i	419 830	5 363 643	17 587 886	169 340 516
91 Clocks and watches and parts thereof	8 026	122 181	249 196	2 668 397
92 Musical instruments; parts and accessories of such articles	664 275	9 385 242	9 720 484	113 681 641
93 Arms and ammunition; parts and accessories thereof	137	3 365	23 225	149 318
94 Furnitures, bedding, mattress supports, cushions and stuffed furnishin	243 533	3 974 179	1 468 155	20 348 825
95 Toys, games and sports requisiters; parts and accessories thereof	53 699	402 116	885 265	8 327 149
96 Miscellaneous manufactured articles	632 795	8 276 814	11 169 695	143 888 064
97 Works of arts, collectors' piece and antiques	247	11 187	12 365	205 654
98 Vehicles and their components	15 416	2 341 514	427 348	58 136 612
TOTAL IMPORT	559 075 113	7 622 002 608	1 685 539 597	19 565 772 624

K2. IM POR KAWASAN BERIKAT / BOUND ZONE IM PORT
M ENURUT GOLONGAN BARANG SITC / BY SITC COM M ODITY GROUP
***** NOVEMBER / NOVEMBER 2014 *****

SITC Uraian Golongan Barang <i>Group Description</i>	Berat Bersih / <i>Net Weight (Kg)</i>		Nilai CIF / <i>CIF Value (US\$)</i>	
	Bulan ini <i>Current month</i>	Kumulatif <i>Cum. Jan to date</i>	Bulan ini <i>Current month</i>	Kumulatif <i>Cum. Jan to date</i>
A. By Commodity 1 Dijit SITC				
0 Food and Live Animals	155 749 947	2 731 620 070	74 908 073	1 278 978 410
1 Beverages and Tobacco	2 287 722	16 676 645	21 130 993	134 817 736
2 Crude Materials, Inedible	126 172 390	1 500 493 849	119 997 972	1 493 938 697
3 Mineral Fuels, Lubricants, etc.	953 923	85 524 861	1 338 125	115 491 515
4 Animal & Vegetable Oils/ Fats	763 951	7 143 977	1 098 704	10 349 643
5 Chemicals	91 652 465	1 257 228 054	177 404 482	2 119 005 383
6 Manufactured Goods	138 223 070	1 534 203 709	654 179 747	6 866 797 790
7 Machinery and Transportation Equipments	35 450 796	395 686 895	539 405 431	6 442 140 384
8 Miscellaneous Manufactured Articles	7 820 652	93 422 892	95 420 614	1 089 092 290
9 Special Commodities and Transaction	197	1 656	655 456	15 160 776
B. By Commodity 2 Dijit SITC				
01 Meat and meat preparations	0	109 616	0	269 226
02 Dairy product and eggs	27 030	3 890 564	98 853	19 362 025
03 Fish, crustaceans,molluscs and their preparations	1 578 042	20 449 331	6 018 972	94 773 372
04 Cereals and cereal preparations	189 374	372 526 816	259 835	112 230 438
05 Fruits and vegetables	10 390	228 410	56 290	892 573
06 Sugar, sugar preparations, and honey	153 667 342	2 327 811 743	67 665 387	1 035 348 239
07 Coffee, tea, cocoa, and spices	172 549	5 289 313	543 155	12 355 851
08 Feeding stuff for animals	29 804	181 990	67 079	414 494
09 Miscellaneous food preparations	75 416	1 132 287	198 502	3 332 192
11 Beverages	171 987	1 449 020	1 373 953	10 885 971
12 Tobacco and tobacco manufactured	2 115 735	15 227 625	19 757 040	123 931 765
21 Hides, skins and furskins	132	4 546	4 597	1 036 448
22 Oil seeds, nuts, and kernels	0	9 065	0	16 119
23 Crude rubber	9 772 349	119 649 027	20 419 048	252 489 013
24 Wood, lumber, and cork	2 869 205	41 625 810	2 457 423	33 481 498
25 Pulp and waste paper	25 450 001	312 471 805	21 581 091	274 567 650
26 Textile fibres and their waste	21 503 359	251 050 097	48 540 723	570 388 983
27 Crude fertilizers and crude minerals	8 679 035	130 576 038	3 779 382	50 421 244
28 Metalliferous ores and metal scraps	57 518 749	642 937 598	21 661 361	251 089 536
29 Crude animals and vegetable materials, nes	379 560	2 169 863	1 554 347	60 448 206
32 Coal, coke, and briquettes	504 000	2 098 765	122 976	576 838
33 Petroleum and petroleum products	445 857	82 838 668	1 135 161	113 049 494
34 Gas; natural and manufactured	4 066	587 428	79 988	1 865 183
41 Animal oils and fats	0	10	0	99
42 Fixed vegetable oils/fats	763 094	6 648 550	1 093 133	9 378 927
43 Animal vegetable oils/fats	857	495 417	5 571	970 617
51 Organic chemicals	21 698 521	385 784 522	25 062 285	310 706 901
52 Inorganic chemicals	9 043 542	160 951 715	14 424 163	205 878 356
53 Dyeing,tanning, and colouring materials	2 665 423	50 125 343	13 546 564	165 141 427
54 Medical and pharmaceutical products	68 675	588 433	758 513	12 317 061
55 Essential oils and perfumery materials	422 042	6 865 774	2 402 087	40 133 070
56 Manufactured fertilizers	463 631	4 518 630	336 988	2 962 874
57 Plastics in primary forms	43 362 687	493 591 921	75 038 903	873 646 726
58 Plastics in non-primary forms	3 489 673	44 544 253	17 992 127	228 740 186
59 Chemical materials and its products, nes	10 438 271	110 257 463	27 842 852	279 478 782
61 Leather, leather med, nes	2 200 117	28 984 277	34 275 513	365 017 351
62 Rubber manufactured, nes	1 213 039	12 273 018	7 647 347	94 205 788
63 Wood and cork manufactured	5 875 560	69 489 984	4 072 272	51 624 870
64 Paper, paperboard, and manufactured thereof	6 372 595	98 931 641	16 302 977	207 894 831
65 Textile yarns, fabrics, and their products	37 451 061	399 944 771	378 421 278	3 865 766 919
66 Non metallic minerals manufactured	3 991 617	79 636 802	7 622 657	102 741 167
67 Iron and steel	59 572 976	628 180 504	73 858 098	813 930 888
68 Non ferrous metals	15 791 617	162 826 382	97 356 116	1 022 575 857
69 Manufactured of metal, nes	5 754 488	53 936 330	34 623 489	343 040 119
71 Power generating machine and equipments	2 858 796	23 266 803	20 998 685	200 711 505
72 Machinery specialized for particular industry	4 705 031	60 977 859	82 143 468	999 741 144
73 Metalworking machinery	1 239 061	9 994 654	16 443 520	156 772 324
74 General industrial machinery and equipments	7 024 549	92 572 448	51 772 518	696 704 019
75 Office machinery and automatic data processing	371 504	4 023 700	20 638 206	171 362 033
76 Telecommunication and reproducers apparatus	3 362 967	41 988 915	87 418 455	1 143 498 699
77 Electrical machinery and apparatus	7 089 665	76 230 122	203 422 641	2 401 505 750
78 Road vehicles	7 820 961	84 688 075	53 044 194	579 905 674
79 Other transportation equipments	978 262	1 944 319	3 523 744	91 939 236
81 Sanitary, plumbing, and fittings	207 869	3 749 426	1 205 416	16 140 277

K2. IM POR KAWASAN BERIKAT / BOUND ZONE IM PORT
M ENURUT GOLONGAN BARANG SITC / BY SITC COMMODITY GROUP
***** NOVEMBER / NOVEMBER 2014 *****

SITC Uraian Golongan Barang <i>Group Description</i>	Berat Bersih / <i>Net Weight (Kg)</i>		Nilai CIF / <i>CIF Value (US\$)</i>	
	Bulan ini <i>Current month</i>	Kumulatif <i>Cum. Jan to date</i>	Bulan ini <i>Current month</i>	Kumulatif <i>Cum. Jan to date</i>
82 Furniture	63 082	648 333	312 018	5 239 897
83 Traveling goods	13 762	214 668	294 140	4 570 572
84 Clothing	796 604	8 414 827	9 135 643	115 562 671
85 Footwear	1 050 947	10 440 790	12 713 653	131 113 753
87 Professional, scientific, and contractor instruments	286 340	3 832 921	9 770 294	107 776 161
88 Photographic apparatus, equipments and optics	151 253	2 884 517	7 948 136	67 457 631
89 Miscellaneous manufactured articles	5 250 795	63 237 410	54 041 314	641 231 328
96 Coin; not being legal tender	109	115	3 517	3 648
97 Gold; non monetary	88	1 541	651 939	15 157 128
C. By Commodity 3 Dijit SITC				
011 Meat Of Bovine Animals Fresh, Chilled Or Frozen	0	8	0	200
012 Other Meat, Other Edible Meat Offal, Fresh, Chilled Or Frozen	0	4 475	0	25 650
016 Meat And Edible Meat Offal, Salted, Dried, Edible Flour Of Meat	0	1 488	0	32 231
017 Meat And Edible Meat Offal, Prepared Or Preserved	0	103 645	0	211 145
022 Milk,Cream, And Milk Products Other Than Butter Or Cheese	25 488	3 884 327	80 774	19 275 516
024 Cheese And Curds	68	2 902	831	51 927
025 Eggs, Birds, And Egg Yolks; Fresh, Dried Or Otherwise Preserved	1 474	3 335	17 248	34 582
034 Fish, Fresh, Chilled Or Frozen	979 256	13 238 116	2 605 248	37 462 926
035 Fish, Dried Salted Or In Brine; Smoked Fish	0	7 993	0	41 530
036 Crustaceans, Molluscs, And Aquatic Invertebrates	331 690	5 863 159	2 019 408	50 209 941
037 Fish, Crustaceans, Molluscs, And Other Aquatic Invertebrates; Pr	267 096	1 340 063	1 394 316	7 058 975
041 Wheat And Meslin, Unmilled	0	371 046 246	0	109 876 139
044 Maize, Unmilled	28	49	83	141
046 Meal And Flour Of Wheat And Flour Of Meslin	185	299	449	465
047 Other Cereal Meals And Flours	100 016	818 670	22 996	329 512
048 Cereal Preparations And Preparations Of Flours/ Starchs Of Fruit	89 145	661 552	236 307	2 024 181
054 Vegetables, Fresh, Chilled, Frozen Or Simply Preserved	0	70 626	0	108 707
056 Vegetables, Roots And Tubers, Prepared Or Preserved Nes	1 727	5 834	6 672	24 091
057 Fruit And Nut; Fresh Or Dried	1 561	45 454	14 270	153 245
058 Fruits, Preserved And Preparations	1 314	37 049	23 877	376 070
059 Fruit And Vegetable Juices	5 788	69 447	11 471	230 460
061 Sugar, Molasses, And Honey	153 667 304	2 327 807 856	67 665 210	1 035 270 859
062 Sugar Confectionery	38	3 887	177	77 380
071 Coffee And Coffee Substitutes	154	5 126	2 386	41 306
072 Cocoa	47	1 751	587	15 690
073 Chocolate And Other Food Preparations Containing Cocoa	5 275	62 712	125 398	1 361 826
074 Tea And Mate	111 385	4 416 404	164 641	5 054 402
075 Spices	55 688	803 320	250 143	5 882 627
081 Feeding Stuff For Animals	29 804	181 990	67 079	414 494
091 Margarine And Shortening	0	8 938	0	79 571
098 Edible Products And Preparations	75 416	1 123 349	198 502	3 252 621
111 Non-Alcoholic Beverages, Nes	9 069	147 134	8 881	165 535
112 Alcoholic Beverages	162 918	1 301 886	1 365 072	10 720 436
121 Tobacco, Unmanufactured And Refused	2 013 746	14 376 125	16 849 677	106 035 263
122 Tobacco, Manufactured	101 989	851 500	2 907 363	17 896 502
211 Hides And Skins, Raw	132	1 755	4 597	81 701
212 Furskins, Raw	0	2 791	0	954 747
222 Oil Seeds Use For Extraction Ofsoft Fixed Vegetable Oils	0	20	0	1 548
223 Oil Seeds Use For Extraction Of Other Fixed Vegetable Oils	0	9 045	0	14 571
231 Natural Rubber Latex;Natural Rubber And Similar Natural Gums	1 847 869	17 887 929	2 660 939	33 198 004
232 Synthetic Rubber Latex, Synthetic/ Reclaimed Rubber	7 924 480	101 761 098	17 758 109	219 291 009
244 Cork,Natural,Raw And Waste	656	11 694	5 114	83 670
245 Fuel Wood And Wood Charcoal	1 005	9 012	1 654	8 724
246 Wood In Chips Or Particles And Waste	230 208	13 264 633	68 869	3 955 950
247 Wood In The Rough Or Roughly Squared	703 203	979 336	222 945	496 146
248 Wood,Simply Worked And Railway Sleeper Of Wood	1 934 133	27 361 135	2 158 841	28 937 008
251 Pulp And Waste Paper	25 450 001	312 471 805	21 581 091	274 567 650
261 Silk	4	98	242	7 896
263 Cotton	6 036 600	91 758 719	11 571 678	192 582 934
264 Jute And Other Textile Bast Fibres	50 000	1 106 021	54 250	1 325 971
265 Vegetable Textile Fibres,Raw Or Processed;Waste Of These Fibre	4 067	40 178	23 589	264 244
266 Synthetic Fibres Suitable For Spinning	6 699 286	88 774 209	18 075 244	229 114 567
267 Other Man-Made Fibres Suitable For Spinning And Waste	8 699 401	68 654 903	18 693 914	138 933 813
268 Wool And Other Animal Hair	13 873	714 293	121 139	8 155 247
269 Old Clothing And Other Old Textile Articles; Rags	128	1 676	667	4 311
272 Fertilizers, Crude	72 600	1 821 435	78 859	1 280 296

K2. IM POR KAWASAN BERIKAT / BOUND ZONE IM PORT
M ENURUT GOLONGAN BARANG SITC / BY SITC COMMODITY GROUP
***** NOVEMBER / NOVEMBER 2014 *****

SITC Uraian Golongan Barang <i>Group Description</i>	Berat Bersih / <i>Net Weight (Kg)</i>		Nilai CIF / <i>CIF Value (US\$)</i>	
	Bulan ini <i>Current month</i>	Kumulatif <i>Cum. Jan to date</i>	Bulan ini <i>Current month</i>	Kumulatif <i>Cum. Jan to date</i>
273 Stone, Sand And Gravel	1 117 632	11 096 536	238 103	3 107 621
274 Sulphur And Unroasted Iron Pyrites	4 769 726	83 405 772	1 131 874	17 314 882
277 Natural Abrasives	25 624	1 460 599	75 042	1 729 439
278 Other Crude Minerals	2 693 453	32 791 696	2 255 504	26 989 006
281 Iron Ore And Concentrates	1 000	4 019	1 245	5 211
282 Waste And Scrap Metal Of Iron/Steel	57 092 597	638 722 782	21 164 364	243 932 832
283 Copper Ores And Concentrates	0	21	0	415
284 Nickel Ores And Concentrates	0	1	0	1
285 Aluminium Ores And Concentrates	244 558	1 937 676	247 415	1 612 355
287 Ores And Concentrates Of Basemetals	1 218	1 193 157	11 769	2 340 496
288 Non-Ferrous Base Metal Waste And Scraps	179 376	1 078 997	236 568	2 921 834
289 Ores And Concentrates Of Precious Metals; Waste,Scraps	0	945	0	276 392
291 Crude Animal Materials	20 924	912 372	651 206	56 777 766
292 Crude Vegetable Materials	358 636	1 257 491	903 141	3 670 440
325 Coke And Semi Coke Of Coal/Lignite/Peat	504 000	2 098 765	122 976	576 838
334 Petroleum Products, Refined	269 503	80 972 392	778 736	109 592 517
335 Residual Petroleum Products, And Related Materials	176 354	1 866 276	356 425	3 456 977
342 Liquefied Propane And Butane	130	972	548	2 514
343 Natural Gas, Liquefied Or Not	37	148	169	749
344 Petroleum Gases And Other Gas	3 899	586 304	79 271	1 859 320
345 Coal Gas, Water Gas And Smilar Gas	0	4	0	2 600
411 Animal Oils And Fats	0	10	0	99
421 Fixed Vegetable Fats And Oils Soft,Crude,Refined Or Fractioned	706 776	6 272 500	926 059	8 285 101
422 Fixed Vegetable Fats And Oils Solid,Crude,Refined Or Fractioned	56 318	376 050	167 074	1 093 826
431 Animal And Vegetable Oil; Fat Processed And Their Wax	857	495 417	5 571	970 617
511 Hydrocarbon And Their Halogenated, Nitrated Derivatives	1 788 991	54 353 291	2 353 836	74 581 066
512 Alcohols,Phenols,Phenol-Alcohols And Their Halogenated	14 284 782	268 507 641	8 771 164	79 734 788
513 Carboxylic Acids,And Their Anhydrides,Halides,Peroxides	2 078 276	24 331 125	4 490 756	51 762 053
514 Nitrogen-Function Compounds	2 252 500	22 809 585	6 542 154	57 499 821
515 Organo-Inorganic And Heterocyclic Compounds	751 718	10 083 140	1 352 398	30 604 896
516 Other Organic Chemicals	542 254	5 699 740	1 551 977	16 524 277
522 Inorganic Chemical Elements, Oxides And Halogen Salts	7 801 413	140 029 276	12 517 809	178 104 673
523 Metallicsalts And Peroxysalts	1 212 065	20 523 693	1 210 454	19 016 386
524 Other Inorganic Chemicals;Chemical Compound Of Precious Met	10 061	225 753	595 980	7 701 063
525 Radioactive And Associated Materials	20 003	172 993	99 920	1 056 234
531 Synthetic Organic; Colouring Matter	1 235 462	15 039 110	6 299 721	80 816 211
532 Dyeing/Tanning Extracts And Synthetic Tanning Materials	135 463	1 324 106	213 343	2 826 246
533 Pigments, Paints, Varnishes, And Related Materials	1 294 498	33 762 127	7 033 500	81 498 970
541 Medicinal And Pharmaceutical Products	68 591	588 225	753 068	12 307 976
542 Medicaments, Including Veterinary Medicaments	84	208	5 445	9 085
551 Essential Oils, Perfumes, And Flavour Materials	42 975	518 032	445 171	5 645 442
553 Perfumery, Cosmetics, And Toilet Preparations	11 224	184 162	644 380	12 931 741
554 Soap,Cleansing And Polishing Preparations	367 843	6 163 580	1 312 536	21 555 887
562 Fertilizers, Manufactured	463 631	4 518 630	336 988	2 962 874
571 Polymers Of Ethylene In Primary Forms	16 106 235	181 152 721	26 116 990	297 801 325
572 Polimers Of Styrene In Primary Forms	5 428 536	70 474 676	11 555 017	151 183 803
573 Polimers Of Vinyl Chloride In Primary Forms	132 381	3 477 469	650 387	24 134 517
574 Poliacetals And Polycarbons In Primary Forms	1 880 970	22 089 353	6 421 105	89 254 247
575 Other Plastics In Primary Forms	12 660 124	146 354 801	26 647 099	269 928 260
579 Waste And Scrap Of Plastics	7 154 441	70 042 901	3 648 305	41 344 574
581 Tubes, Pipes, And Hoses Of Plastics	127 355	1 982 104	2 915 288	24 927 046
582 Plates, Sheets, And Film Of Plastics	3 353 586	42 462 451	14 880 936	201 646 446
583 Monofilament And Rod Of Plastics	8 732	99 698	195 903	2 166 694
591 Disinfectants, Insecticides, And Fungicides Put In Forms	171 566	1 234 578	684 737	4 555 958
592 Starches, Inulin, And Wheat Glutenal Buminoidal Substances; Glu	6 529 532	65 642 895	7 472 823	63 285 346
593 Explosive And Pyrotechnic Products	5 636	182 281	251 672	5 698 369
597 Additive For Mineral Oils	481 997	6 841 924	1 983 866	25 729 183
598 Miscellaneous Chemical Products	3 249 540	36 355 785	17 449 754	180 209 926
611 Leathers	2 194 893	28 878 476	34 130 115	361 894 311
612 Manufactures And Composition Leathers	5 224	93 861	145 398	2 568 357
613 Furskins, Tanned Or Dressed	0	11 940	0	554 683
621 Materials Of Rubber	439 386	4 052 838	2 368 638	29 460 652
625 Rubber Tyre,Tyre Cases,Tyre Treads,Inner Tubes, And Tyre Flaps	347 159	3 665 728	325 899	4 688 313
629 Articles Of Rubbers	426 494	4 554 452	4 952 810	60 056 823
633 Cork Manufactures	5 585	96 196	70 368	856 783
634 Veneers,Plywood,Improved/Reconstituted Wood Worked	5 775 735	67 887 032	3 723 093	41 179 629

K2. IMPOR KAWASAN BERIKAT / BOUND ZONE IMPORT
MENURUT GOLONGAN BARANG SITC / BY SITC COMMODITY GROUP
***** NOVEMBER / NOVEMBER 2014 *****

SITC Uraian Golongan Barang <i>Group Description</i>	Berat Bersih / <i>Net Weight (Kg)</i>		Nilai CIF / <i>CIF Value (US\$)</i>	
	Bulan ini <i>Current month</i>	Kumulatif <i>Cum. Jan to date</i>	Bulan ini <i>Current month</i>	Kumulatif <i>Cum. Jan to date</i>
635 Wood Manufactures	94 240	1 506 756	278 811	9 588 458
641 Papers And Paperboards	3 120 317	64 808 327	6 562 659	100 199 578
642 Paper And Paperboard Cut To Size/Shape And Article Of Papers	3 252 278	34 123 314	9 740 318	107 695 253
651 Textile Yarns	4 229 653	48 529 183	24 795 430	247 454 063
652 Cotton Fabrics, Woven	6 462 786	68 215 507	75 850 449	780 294 656
653 Fabrics, Woven, Of Man-Made Fibres	9 520 182	95 271 989	97 564 022	991 438 377
654 Textile Fabrics, Woven, Other Than Of Cotton Or Man-Made Fibr	296 111	2 494 176	8 195 593	70 021 059
655 Knitted Or Crocheted Fabrics	11 150 802	118 354 871	109 263 748	1 100 431 106
656 Tulle,Lace,Embroidery,Ribbons,Trimmings And Other Small Ware	1 323 360	13 658 571	21 925 587	215 782 305
657 Special Yarns,Textile Fabrics	4 320 599	51 735 440	39 537 927	444 712 145
658 Made-Up Articles, Wholly/Chiefly Of Textile Materials	116 173	1 139 486	1 081 784	11 474 791
659 Floor Coverings	31 395	545 548	206 738	4 158 417
661 Lime,Cement And Fabricated Construction Materials	49 265	16 255 546	103 795	2 524 761
662 Clay And Refractory Construction Materials	844 847	7 759 680	394 849	3 990 280
663 Mineral Manufactures	444 032	4 658 361	2 723 829	27 763 462
664 Glass	2 593 306	49 418 108	3 899 927	57 303 840
665 Glassware	49 469	1 412 623	412 726	8 531 525
666 Pottery	8 828	103 830	42 494	934 348
667 Pearl, Precious And Semi Precious Stones	1 870	28 654	45 037	1 692 951
671 Pig Iron,Spiegeleisen,Sponge Iron, And Ferro-Alloys	533 499	3 451 535	719 794	6 568 513
672 Ingots And Other Iron/Steel In Primary Forms	10 445 165	209 829 665	9 029 167	149 214 389
673 Flat Rolled Products, Not Clad	29 023 434	160 042 152	23 188 562	126 870 277
674 Flat Rolled Products, Clad Or Plated	6 508 023	98 207 280	8 115 669	132 614 567
675 Flat Rolled Products And Alloy Steels	1 269 816	18 062 310	3 873 114	50 567 176
676 Iron/Steel Bars, Rods, Angels, Shaped And Sections	3 291 082	42 340 648	5 893 471	89 035 468
677 Rail/Railway And Tractor Construction Of Iron/Steel Materials	14 293	32 123	92 648	192 506
678 Wire Of Iron/Steel	1 388 189	15 740 558	3 683 215	41 122 014
679 Tubes, Pipes, Hollow Profile, Pipe Fitting Of Iron/Steel	7 099 475	80 474 233	19 262 458	217 745 978
681 Silver, Platinum, And Other Metal Of The Platinum Groups	30 661	241 366	1 664 521	17 464 992
682 Copper	9 332 157	98 942 801	69 496 324	725 974 099
683 Nickel	5 402	153 544	252 267	3 970 855
684 Alumunium	5 539 002	52 470 785	17 987 274	166 659 442
685 Lead	378 266	4 127 164	865 779	9 153 352
686 Zinc	458 580	6 246 354	1 273 945	15 900 935
687 Tin	31 328	260 438	991 935	8 983 225
689 Miscellaneous Non-Ferrous Basemetals Employed In Metallurgy	16 221	383 930	4 824 071	74 468 957
691 Structures And Parts Of Iron/Steel Or Aluminium	899 109	5 648 017	5 333 679	18 796 305
692 Metal Containers For Storage And Transportations	653 531	8 938 910	2 236 473	28 194 725
693 Wire Products And Fencing Grills	422 317	5 113 762	1 142 332	14 426 137
694 Nails, Screws, Nuts, Bolts, Rivets Of Iron/Steel Or Copper	1 051 443	8 424 690	6 747 959	65 840 047
695 Tools For Used In The Hand Or In Machines	235 989	1 467 175	3 103 111	29 428 553
696 Outlery	22 692	175 459	342 537	2 316 443
697 Household Equipment Of Base Metals	134 101	877 759	441 799	3 038 373
699 Manufactures Of Base Metals	2 335 306	23 290 558	15 275 599	180 999 536
711 Steam And Other Vapour Generating Boilers And Parts	13 245	1 835 887	137 741	10 946 307
712 Steam Or Other Generating Boilers And Parts	7 692	104 113	393 686	1 792 989
713 Internal Combustion Piston Engines And Parts	577 832	9 762 118	6 108 205	57 743 801
714 Engines And Motors, Non-Electric And Parts	20 864	703 501	2 259 373	31 641 307
716 Rotating Electric Plants And Parts	2 222 883	10 455 251	11 872 486	90 236 147
718 Other Power Generating Machines And Parts	16 280	405 933	227 194	8 350 954
721 Agricultural Machinery And Parts	3 817	164 016	54 032	1 560 744
722 Tractors	637	119 900	4 422	1 853 197
723 Civil Engineering And Contractor Plants And Equipments/Parts	659 686	8 374 649	1 375 528	21 582 952
724 Textile/Leather Machinery And Parts	2 091 218	19 285 895	21 524 134	254 732 240
725 Papermill/Pulpmill Machinery And Paper Cutting Machines	42 863	750 935	588 697	8 630 324
726 Printing/Book Binding Machinery And Parts	930 643	10 387 631	42 675 448	496 483 102
727 Food Processing Machines And Parts	30 483	6 638 032	675 707	34 178 685
728 Other Machines And Equipment Specialized For Particular Indust	945 684	15 256 801	15 245 500	180 719 900
731 Machine Tools By Removing Metal	444 054	3 733 930	7 038 514	48 407 689
733 Machine Tool For Working Metals	510 726	3 695 647	5 429 472	40 590 158
735 Parts Of Machine Tools	128 038	884 744	2 990 231	47 402 320
737 Metalworking Machinery And Parts	156 243	1 680 333	985 303	20 372 157
741 Heating And Cooling Equipments And Parts	1 000 341	16 864 657	5 994 548	120 122 543
742 Pumps For Liquid And Parts	232 150	4 875 364	4 162 543	52 338 168
743 Pumps, Compressors, Fans, Blowers, Centrifuges, And Parts	1 871 602	25 827 562	7 995 948	105 620 791
744 Mechanical Handling Equipments And Parts	924 485	11 464 811	1 927 732	41 533 542

K2. IMPOR KAWASAN BERIKAT / BOUND ZONE IMPORT
MENURUT GOLONGAN BARANG SITC / BY SITC COMMODITY GROUP
***** NOVEMBER / NOVEMBER 2014 *****

SITC Uraian Golongan Barang <i>Group Description</i>	Berat Bersih / <i>Net Weight (Kg)</i>		Nilai CIF / <i>CIF Value (US\$)</i>	
	Bulan ini <i>Current month</i>	Kumulatif <i>Cum. Jan to date</i>	Bulan ini <i>Current month</i>	Kumulatif <i>Cum. Jan to date</i>
745 Other Non-Electrical Machinery, Tools, And Mechanical Apparatu	289 933	2 279 489	3 819 676	48 046 550
746 Ball Or Roller Bearings	1 186 413	11 501 900	6 901 724	74 850 629
747 Taps, Cocks, And Valves For Pipes	271 501	3 076 359	2 176 640	46 453 202
748 Transmission Shafts And Cranks	633 396	10 851 800	4 196 464	89 945 817
749 Non-Electric Parts And Accessories Of Machineries	614 728	5 830 506	14 597 243	117 792 777
751 Office Machines	119 209	1 387 346	2 416 077	16 457 411
752 Automatic Data Processing Machines And Their Units	189 217	1 981 729	16 322 517	134 474 699
759 Parts And Accessories For Machine Of Heading 751 Or 752	63 078	654 625	1 899 612	20 429 923
761 Television Receivers	131 630	1 752 510	697 163	8 730 075
762 Radio Broadcast Receivers	738	7 734	130 770	978 391
763 Sound Recorders Or Reproducers	245	32 105	180 285	2 127 323
764 Telecommunication Equipments And Parts	3 230 354	40 196 566	86 410 237	1 131 662 910
771 Electric Power Machinery And Parts	336 679	3 839 881	7 815 562	96 726 229
772 Electrical Apparatus For Making And Breaking Electrical Circuits	1 865 955	21 600 591	55 066 813	666 307 657
773 Equipment For Distributing Electricity	1 694 220	18 086 108	25 479 442	228 989 878
774 Electrical Apparatus For Medical Purposes And Radiological Appa	3 050	12 901	202 720	1 339 668
775 Household Type, Electrical/ Non-Electrical Equipments	740 987	6 061 753	2 618 388	29 195 923
776 Thermionic, Cold Cathode, And Photo Cathode Valves/ Tubes	412 039	6 098 059	88 268 081	1 047 159 079
778 Electrical Machinery And Apparatus	2 036 735	20 530 829	23 971 635	331 787 316
781 Passenger Motor Cars	18 135	2 444 284	460 503	56 725 646
782 Motor Vehicle For The Transportation Of Goods	149 367	3 404 342	163 083	5 911 143
783 Road Motor Vehicles	0	61 324	0	123 977
784 Parts And Accessories Of The Motor Vehicles	3 226 505	32 771 666	47 937 592	451 619 382
785 Motorcycles, Scooters, And Other Cycles Motorized/ Non Motori:	4 340 604	45 676 029	3 954 289	63 783 905
786 Trailers And Other Vehicles, Not Motorized	86 350	330 430	528 727	1 741 621
791 Railway Vehicles And Associated Equipments	346	15 759	1 554	371 993
792 Aircraft And Associated Equipments And Parts	4 841	392 699	2 971 286	89 089 253
793 Ships, Boats, And Floating Structures	973 075	1 535 861	550 904	2 477 990
811 Prefabricated Buildings	13 373	2 234 238	197 855	4 342 970
812 Sanitary, Plumbing, Heating, And Lighting Fixtures/ Fittings	4 854	90 929	28 324	459 774
813 Lighting Fixtures And Fittings	189 642	1 424 259	979 237	11 337 533
821 Furnitures And Parts	63 082	648 333	312 018	5 239 897
831 Travel Goods	13 762	214 668	294 140	4 570 572
841 Men'S Coats/ Jackets, Not Knitted	29 548	118 275	83 949	804 402
842 Women'S Coats/ Jacket, Not Knitted	33 706	495 817	200 252	4 040 230
843 Men'S Coats/ Jackets, Knitted	9 334	47 889	139 958	1 118 648
844 Women'S Coats/ Jackets, Knitted	2 103	45 240	27 954	511 191
845 Articles Of Apparel	200 492	2 296 092	3 269 326	35 534 799
846 Clothing Accessories Of Textiles Fabrics	163 538	1 879 443	2 363 167	31 591 556
848 Articles Of Apparel And Clothing Accessories Of Other Than Texti	357 883	3 532 071	3 051 037	41 961 845
851 Footwears	1 050 947	10 440 790	12 713 653	131 113 753
871 Optical Instrument And Apparatus	64 906	679 382	3 009 332	26 322 992
872 Medical Instruments And Appliances	17 901	142 929	121 583	1 017 079
873 Meters And Counters	70 689	1 237 853	820 958	14 215 663
874 Measuring, Checking, Analysing, And Controlling Instrument And	132 844	1 772 757	5 818 421	66 220 427
881 Photographic Apparatus And Equipments	7 475	51 719	1 430 260	8 976 458
882 Photographic And Chinematographic Supplies	12 670	1 241 972	88 335	4 614 416
883 Cinematograph Film, Exposed And Developed	36	383	398	14 455
884 Optical Goods	123 046	1 468 262	6 179 947	51 183 905
885 Watches And Clocks	8 026	122 181	249 196	2 668 397
891 Arms And Ammunitions	137	40 880	23 225	8 010 788
892 Printed Matter	542 658	5 847 776	10 467 379	111 623 967
893 Article Of Plastics	3 190 188	37 646 437	19 568 025	217 962 039
894 Baby Carriages, Toys, Games, And Sporting Goods	53 818	404 462	891 331	8 417 318
895 Office And Stationery Supplies	78 668	1 425 279	711 850	11 700 238
896 Works Of Art, Collectors Pieces And Antiques	247	11 187	12 365	205 654
897 Jewellery, Goldsmith, Silversmith Wares, And Other Articles	3 463	73 416	449 792	6 307 424
898 Musical Instrument And Parts/ Accessories	667 647	9 474 565	10 605 453	125 755 898
899 Other Miscellaneous Manufactured Articles	713 969	8 313 408	11 311 894	151 248 002
961 Coin Not Being Legal Tender	109	115	3 517	3 648
971 Gold, Non-Monetary	88	1 541	651 939	15 157 128
TOTAL IMPORT	559 075 113	7 622 002 608	1 685 539 597	19 565 772 624

**K3. IMPOR KAWASAN BERIKAT / BOUND ZONE IMPORT
M ENURUT NEGARA ASAL / BY COUNTRY OF ORIGIN
*** NOVEMBER / NOVEMBER 2014 *****

Kode Code	Negara Asal Country of Origin	Berat Bersih / Net Weight (Kg)		Nilai CIF / CIF Value (US\$)	
		Bulan ini Current month	Kumulatif Cum. Jan to date	Bulan ini Current month	Kumulatif Cum. Jan to date
111	JP JAPAN	32 324 648	383 891 269	252 129 484	2 992 609 449
112	HK HONG KONG	16 055 884	220 458 708	115 418 399	1 240 871 431
113	KP KOREA, DEM. PEOPLE'S REP.	10 467	1 059 396	11 102	996 532
114	KR KOREA, REPUBLIC OF	42 879 747	491 151 599	256 037 686	2 887 777 144
115	TW TAIWAN	15 154 457	173 871 195	101 262 954	1 121 246 814
116	CN TIONGKOK	90 128 639	913 361 552	374 505 457	3 879 129 682
118	MO MACAU	45 058	1 065 391	236 147	5 972 500
120	PG PAPUA NEW GUINEA	427 520	8 239 950	210 996	3 308 713
121	TH THAILAND	65 344 685	1 450 338 194	91 561 057	1 384 222 311
122	SG SINGAPORE	50 992 890	496 728 764	112 817 021	1 414 178 954
123	PH PHILIPPINES	2 300 807	30 415 766	11 661 268	134 325 356
124	MY MALAYSIA	15 595 430	259 995 323	48 966 416	609 450 377
125	MM MYANMAR	270 229	2 347 616	1 671 942	11 350 085
126	KH CAMBODIA	6 749	466 194	28 727	2 891 428
127	BN BRUNEI DARUSSALAM	3 339 427	19 946 256	1 491 012	8 125 877
128	LA LAO PEOPLE'S DEM. REP.	4	28	431	2 676
129	NP NEPAL	0	6	0	80
131	VN VIET NAM	4 736 201	82 957 597	36 333 316	381 598 783
133	IN INDIA	4 157 083	89 557 332	16 109 133	204 004 681
134	PK PAKISTAN	261 607	11 296 893	2 440 948	31 389 726
135	BD BANGLADESH	114 152	1 092 968	158 499	2 368 822
136	LK SRI LANKA	56 272	430 740	585 638	6 211 097
138	ID INDONESIA	1 526 645	9 010 211	6 764 112	59 010 101
141	IQ IRAQ	0	7	0	51
142	IR IRAN (ISLAMIC REPUBLIC OF)	4 796	1 876 230	59 774	1 647 587
143	SA SAUDI ARABIA	5 056 729	73 057 672	7 516 264	81 178 968
144	IL ISRAEL	3	1 743	16 583	221 389
145	KW KUWAIT	1 135 085	17 868 259	1 026 464	12 258 739
146	JO JORDAN	107	173 845	1 760	208 805
148	LB LEBANON	0	17	0	5
149	PN PALESTINA	0	465	0	22 881
151	YE YEMEN	1	283	5	3 588
152	OM OMAN	3 812 672	172 212 489	1 679 229	12 737 919
153	SY SYRIA ARAB REPUBLIC	0	9 870	0	21 050
154	TR TURKEY	276 864	2 958 202	2 694 388	21 292 995
155	AE UNITED ARAB EMIRATES	2 401 515	34 781 483	5 258 423	37 208 040
156	QA QATAR	2 029 047	101 526 722	4 299 808	136 293 117
157	BH BAHRAIN	8 849	6 324 636	85 779	3 804 446
158	CY CYPRUS	0	392 000	0	447 414
159	OD OTHER WEST ASIA	0	40 005	0	65 550
211	EG EGYPT	1 370	14 132 886	51 306	5 290 237
212	LY LIBYAN ARAB JAM AHIRIYA	0	1	0	17
213	MA MOROCCO	10	33 179	697	62 474
214	TN TUNISIA	655	1 799	14 539	63 033
215	DZ ALGERIA	0	2 475	0	9 236
216	SD SUDAN	0	18 763	0	34 670
219	NA NAMIBIA	0	55 072	0	417 458
221	ET ETHIOPIA	80	29 401	17 046	274 886
222	TZ TANZANIA, UNITED REP. OF	102 998	962 402	194 054	2 215 075
225	KE KENYA	132	21 956	1 116	213 569
227	MZ MOZAMBIQUE	1 481 099	1 481 099	1 319 064	1 319 064
228	BW BOTSWANA	0	147	0	286
230	TG TOGO	0	1 220 095	0	2 478 747
232	LR LIBERIA	181	11 055	2 413	110 289
235	CG CONGO	0	684 056	0	548 686
236	CM CAMEROON	121 780	3 695 652	81 517	4 532 800
237	NG NIGERIA	0	223 463	0	535 131
238	SL SIERRA LEONE	84	1 413	2 844	59 238
239	GA GABON	0	124 523	0	145 887
240	CI COTE D'IVOIRE	0	2 374 661	0	4 864 823
241	SN SENEGAL	0	1 030 572	0	2 019 212
242	MR MAURITANIA	0	1	0	2
243	ML MALI	511 860	7 391 958	1 044 006	15 504 816
244	BJ BENIN	0	2 461 912	0	5 079 543
245	BF BURKINA FASO	329 000	4 376 400	640 760	8 948 207

**K3. IMPOR KAWASAN BERIKAT / BOUND ZONE IMPORT
MENURUT NEGARA ASAL / BY COUNTRY OF ORIGIN
*** NOVEMBER / NOVEMBER 2014 *****

Kode Code	Negara Asal Country of Origin	Berat Bersih / Net Weight (Kg)		Nilai CIF / CIF Value (US\$)	
		Bulan ini Current month	Kumulatif Cum. Jan to date	Bulan ini Current month	Kumulatif Cum. Jan to date
248 VI	U.S. VIRGIN ISLANDS	0	7 571	0	54 323
249 SC	SEYCHELLES	3 599	264 702	67 816	1 192 586
251 UG	UGANDA	0	79 108	0	852 929
252 CF	CENTRAL AFRICAN REPUBLIC	0	1 152 442	0	2 308 075
253 NE	NIGER	0	26 633	0	19 986
256 SH	SAINT HELENA	22	120	344	3 004
260 SZ	SWAZILAND	306	8 280	17 844	446 239
261 ZA	SOUTH AFRICA	14 014 253	186 376 379	11 193 874	125 741 987
262 ZW	ZIMBABWE	593 010	1 581 030	4 750 911	12 754 863
263 ZM	ZAMBIA	0	99 920	0	694 554
264 MW	MALAWI	0	140 209	0	238 132
265 KM	COMOROS	0	587	0	6 963
267 MU	MAURITIUS	51 890	687 908	19 978	461 149
268 RW	RWANDA	0	196	0	1 342
298 VG	VIRGIN ISLANDS (BRITISH)	13 193	233 570	134 051	818 664
311 AU	AUSTRALIA	117 622 650	1 130 141 261	66 654 617	592 310 818
312 NZ	NEW ZEALAND	1 892 820	45 184 622	1 505 473	43 589 675
321 NR	NAURU	0	260	0	1 928
322 NC	NEW CALEDONIA	337 120	1 365 025	118 315	481 727
326 VU	VANUATU	0	25	0	3 394
331 AS	AMERICAN SAMOA	336	27 044	3 792	522 932
332 CK	COOK ISLANDS	0	43 621	0	288 405
333 FJ	FIJI	24 932	96 316	186 994	672 728
334 KI	KIRIBATI	0	673	0	3 457
335 MH	MARSHALL ISLANDS	0	9 828	0	66 271
336 WS	SAMOA	0	398 512	0	1 122 829
339 TV	TUVALU	0	85	0	1 878
340 CX	CHRISTMAS ISLANDS	0	55	0	5 145
342 CC	COCOS (KEELING) ISLANDS	0	16	0	455
343 TK	TOKELAU	0	18 310	0	24 284
411 US	UNITED STATES	14 879 008	179 921 147	48 230 363	551 676 211
412 CA	CANADA	343 226	121 176 340	1 789 470	141 293 215
421 MX	MEXICO	92 205	58 988 386	270 472	38 136 440
422 GT	GUATEMALA	374	13 218	3 879	79 984
423 HN	HONDURAS	0	14 203	0	23 095
424 NI	NICARAGUA	4	2 663	59	35 629
425 PA	PANAMA	885	1 125 867	24 556	1 224 579
426 CU	CUBA	21 046	99 990	112 584	383 441
428 SR	SRINAME	0	4	0	412
431 CL	CHILE	3 007 206	35 191 263	6 716 735	118 684 916
432 VE	VENEZUELA	0	209	0	4 539
433 AR	ARGENTINA	69 498	15 730 982	333 414	26 027 193
434 BR	BRAZIL	11 746 302	373 346 062	12 625 282	228 189 150
435 CO	COLOMBIA	100 012	746 657	65 017	751 368
437 UY	URUGUAY	121 432	2 637 841	76 464	2 288 022
438 PY	PARAGUAY	0	249 523	0	474 522
441 EC	ECUADOR	32 650	445 679	1 257 850	5 561 298
442 PE	PERU	3	91 680	35	488 576
445 BS	BAHAMAS	470	1 413	4 308	12 041
446 JM	JAMAICA	608	43 881	5 438	49 670
447 PR	PUERTO RICO	541	4 063	5 467	38 414
448 BZ	BELIZE	62 253	385 839	253 317	2 829 553
449 DO	DOMINICAN REPUBLIC	2 235 446	15 595 409	816 799	7 290 571
450 SV	EL SALVADOR	0	70 874	0	50 204
451 CR	COSTA RICA	25 073	281 564	190 464	2 094 486
452 HT	HAITI	0	245 910	0	79 547
453 BB	BARBADOS	2	41	67	592
454 AG	ANTIGUA AND BARBUDA	0	98	0	1 744
455 AI	ANGUILLA	58 989	1 028 397	246 036	3 832 301
457 BM	BERMUDA	0	84	0	705
458 CV	CAPE VERDE	0	170	0	2 020
460 DM	DOMINICA	0	125	0	1 381
463 PF	FRENCH POLYNESIA	0	1	0	3
464 GL	GREENLAND	0	99 000	0	350 087
467 AN	NETHERLANDS ANTILLES	0	224	0	1 233

K3. IMPOR KAWASAN BERIKAT / BOUND ZONE IMPORT
MENURUT NEGARA ASAL / BY COUNTRY OF ORIGIN
***** NOVEMBER / NOVEMBER 2014 *****

Kode Code	Negara Asal Country of Origin	Berat Bersih / Net Weight (Kg)		Nilai CIF / CIF Value (US\$)	
		Bulan ini Current month	Kumulatif Cum. Jan to date	Bulan ini Current month	Kumulatif Cum. Jan to date
468	NF NORFOLK ISLANDS	0	25	0	2 992
511	GB UNITED KINGDOM	489 174	18 845 178	3 390 328	50 872 320
512	NL NETHERLANDS	493 036	5 887 905	5 934 422	68 808 172
513	FR FRANCE	360 290	10 463 612	3 823 543	61 918 458
514	DE GERMANY, FED. REP. OF	3 342 140	37 250 384	15 633 724	206 492 284
515	AT AUSTRIA	1 779 839	5 646 878	2 591 997	21 889 539
516	BE BELGIUM	215 843	3 962 336	1 448 143	26 655 350
517	CH SWITZERLAND	211 837	4 782 003	1 679 239	29 013 890
518	LU LUXEMBOURG	14 236	57 963	195 096	867 120
520	MC MONACO	0	7	0	370
521	DK DENMARK	45 806	4 567 403	723 358	10 583 271
522	NO NORWAY	791 928	4 257 639	1 789 094	12 184 740
523	SE SWEDEN	2 055 530	35 358 917	2 016 949	35 076 201
524	FI FINLAND	659 835	11 472 520	966 090	12 941 798
525	IE IRELAND	1 080	108 708	44 207	566 851
526	IT ITALY	3 670 121	33 512 082	14 744 251	161 761 492
527	ES SPAIN	261 127	3 343 725	2 228 943	50 262 882
528	PT PORTUGAL	16 888	388 133	465 027	7 196 898
529	IS ICELAND	0	348 722	0	498 069
531	GR GREECE	169 157	3 315 475	1 332 644	10 767 013
533	AD ANDORRA	171 145	171 454	317 502	319 670
534	LI LIECHTENSTEIN	741	7 902	32 645	325 219
540	CD DEMOCRATIC REP. OF THE CONGO	357 736	1 196 422	890 970	2 946 821
542	HU HUNGARY	20 158	274 409	182 975	3 540 664
543	PL POLAND	33 841	2 341 840	767 742	9 033 682
544	RO ROMANIA	111	434 424	3 422	1 572 624
545	BG BULGARIA	549	302 622	19 622	1 622 614
550	AZ AZERBAIJAN	0	2	0	116
551	BY BELARUS	0	21 055	0	454 237
552	KZ KAZAKHSTAN	6	23	2 782	59 894
553	KG KYRGYZSTAN	8 918	160 435	87 275	502 268
554	MD MOLDOVA, REPUBLIC OF	0	1 348	0	17 808
555	TJ TAJIKISTAN	0	45	0	825
557	UA UKRAINE	281 831	14 451 701	508 847	8 669 550
559	LT LITHUANIA	0	22 217	0	81 344
560	LV LATVIA	0	26 750	0	190 094
561	EE ESTONIA	87 503	170 759	116 408	489 236
562	GE GEORGIA	8 236	26 413	71 312	449 266
563	HR CROATIA	28 967	269 285	86 840	1 339 868
564	BA BOSNIA AND HERZEGOVINA	0	3	0	21
565	MT MALTA	0	77 586	0	76 278
566	SK SLOVAKIA	58 883	605 838	131 348	1 331 479
567	SI SLOVENIA	2	1 116	182	73 500
568	CZ CZECH REPUBLIC	8 876 246	84 709 693	7 825 875	76 377 172
569	GS SOUTH GEORGIA AND THE SOUTH SA	0	25	0	370
572	RU RUSSIA FEDERATION	4 207 303	58 426 634	1 393 560	27 956 913
573	RS SERBIA	188	8 060	1 566	150 968
TOTAL IMPORT		559 075 113	7 622 002 608	1 685 539 597	19 565 772 624

K4. IM POR KAWASAN BERIKAT / BOUND ZONE IM PORT
M ENURUT PROPINSI DAN PELABUHAN IM POR / BY PROVINCE AND PORT OF IM PORTATION
***** NOVEM BER / NOVEM BER 2014 *****

Kode Code	Propinsi / Pelabuhan Impor Province / Port of Impotation	Berat Bersih / Net Weight (Kg)		Nilai CIF / CIF Value (US\$)	
		Bulan ini Current month	Kumulatif Cum. Jan to date	Bulan ini Current month	Kumulatif Cum. Jan to date
SUM ATERA UTARA					
166	IDMES MEDAN / POLONIA (U)	1 890	28 958	130 240	1 235 099
002	IDKNO KUALA NAMU (U)	2 224	1 618 590	251 669	1 128 347
144	IDBLW BELAWAN	54 463 714	384 588 587	39 019 270	337 639 070
RIAU					
243	IDKEN KUALA ENOK	0	621	0	46 525
277	IDBUN BUATAN	0	330 358	0	708 061
242	IDTEM TEM BILAHAN	0	1 478 786	0	5 845 380
235	IDSJQ SUNGAI GUNTUNG	0	4 372 406	0	16 760 683
225	IDDUM DUMAI	0	35 743 509	0	17 214 985
LAMPUNG					
395	IDPJG PANJANG	3 838 901	415 669 646	5 784 017	227 617 660
KEPULAUAN RIAU					
263	IDPAS PASIR PANJANG	19 989	497 097	199 852	4 607 020
251	IDTPN TANJUNG PINANG	53 649	56 847	1 154 115	1 820 488
248	IDTBK TANJUNG BALAI KARIM UN	11 978 503	75 745 327	18 944 899	274 033 055
250	IDTAN TANJUNG UBAN	6 868 603	30 144 360	25 923 630	302 636 197
DKI JAKARTA					
436	IDHLP HALIM PERDANA KUSUMA (U)	13 681	123 413	907 131	9 112 822
433	IDJKT JAKARTA / PASAR IKAN	3 370 688	36 431 062	12 644 036	139 027 857
434	IDCGK SOEKARNO-HATTA (U)	3 936 795	41 604 151	249 014 530	2 932 120 924
431	IDTPP TANJUNG PRIOK	271 518 810	3 171 364 264	1 028 651 879	11 626 705 743
JAWA BARAT					
466	IDBDO HUSEIN SASTRANEGARA	0	815	0	37 174
JAWA TENGAH					
497	IDSMR SEMARANG (PTT)	0	29	0	758
498	IDSOC JEBRES/ADI SUM ARM O	750	15 207	27 580	416 970
496	IDSRG ACHM AD YANI (U)	37 902	352 388	599 667	5 250 935
494	IDTES TANJUNG EMAS	28 134 173	319 723 727	121 152 594	1 202 116 432
DI YOGYAKARTA					
531	IDJOG ADI SUCIPTO (U)	1 609	11 794	65 797	489 724
JAWA TIM UR					
588	IDSUR SURABAYA (PTT)	221 158	3 186 328	932 725	10 783 515
587	IDSUB JUANDA (U)-SURABAYA	173 875	1 546 429	8 226 341	93 801 602
562	IDGRE GRESIK	9 199 749	274 410 516	5 086 829	104 058 661
563	IDTPE TANJUNG PERAK	80 403 483	786 655 761	120 466 317	1 235 432 101
BANTEN					
461	IDMRK MERAK	14 314 560	752 907 315	10 437 621	453 534 982
473	IDCGD CIGADING	70 306 589	1 281 625 013	35 096 561	534 068 190
BALI					
613	IDBOA BENOA/LOLOAN	0	36 878	0	3 984
620	IDDPS NGURAH RAI (U)	6 575	248 772	505 894	16 396 739
KALIMANTAN TENGAH					
750	IDPPS PULANG PISAU	0	38	0	3 796
KALIMANTAN TIM UR					
814	IDBPN SEPINGGAN (U)	321	4 841	12 221	190 496
803	IDBPP BALIKPAPAN	7 741	48 570	21 769	355 613
SULAWESI UTARA					
843	IDMDC SAM RATULANGI (U)	1 513	18 654	13 072	1 303 805
835	IDBIT BITUNG	197 668	1 411 467	269 341	9 266 422
M ALUKU UTARA					
942	IDTTE TERNATE	0	84	0	809
TOTAL IM PORT		559 075 113	7 622 002 608	1 685 539 597	19 565 772 624

DATA

MENCERDASKAN BANGSA



BADAN PUSAT STATISTIK

Jl. dr. Sutomo No. 6-8 Jakarta 10710

Telp. : (021) 3841195, 3842508, 3810291-4, Fax. : (021) 3857046

Homepage : <http://www.bps.go.id> E-mail : bpsdq@bps.go.id

ISSN 0126-3668



9 770126 366007 >