



Katalog BPS: 8202006

BULETIN
STATISTIK PERDAGANGAN LUAR NEGERI
FOREIGN TRADE STATISTICAL BULLETIN

IMPOR / IMPORTS

Desember
December **2014**



BULETIN

STATISTIK PERDAGANGAN LUAR NEGERI
FOREIGN TRADE STATISTICAL BULLETIN

IMPOR / IMPORTS

Desember
December **2014**



Buletin
STATISTIK PERDAGANGAN LUAR NEGERI
FOREIGN TRADE STATISTICAL BULLETIN
IMPOR/IMPORTS

Desember/December 2014

No. Publikasi / Publication Number : 06120.1503

No. ISSN / ISSN : 0126-3668

Katalog BPS / BPS Catalogue : 8202006

Ukuran Buku / Book Size : 21 Cm x 28 Cm

Jumlah Halaman / Number of pages : xix+201 halaman/pages

Naskah / Manuscript :

Subdirektorat Statistik Impor

Subdirectorate of Import Statistics

Gambar Kulit / Cover Design :

Subdirektorat Publikasi dan Kompilasi Statistik

Subdirectorate of Statistical Publication and Compilation

Diterbitkan oleh / Published by :

Badan Pusat Statistik, Jakarta-Indonesia

BPS - Statistics Indonesia

Dicetak oleh / Printed by :

Boleh dikutip dengan menyebut sumbernya

May be cited with reference to the source

KATA PENGANTAR

Publikasi Statistik Impor Desember 2014 merupakan kelanjutan dari publikasi sebelumnya yang diterbitkan secara bulanan oleh Badan Pusat Statistik Republik Indonesia (BPS-RI). Data yang disajikan dalam publikasi ini, mencakup :

- A. Impor menurut Golongan Barang HS, Golongan Barang SITC, Komoditi (HS), Negara Asal, Pelabuhan Impor, Negara Asal dan Lima Golongan Barang Utama SITC 3 digit, Komoditi tertentu dan Negara Asal Utama
- B. Impor Kawasan Berikat menurut Golongan Barang HS 2 digit, Golongan Barang SITC, Negara Asal, Provinsi dan Pelabuhan Impor

Ucapan terima kasih dan penghargaan yang setinggi-tingginya disampaikan kepada Direktorat Jenderal Bea dan Cukai, Kementerian Keuangan dan Bank Indonesia yang telah secara teratur dan berkesinambungan mengirimkan dokumen PIB, serta PT. Pertamina yang telah memberikan data impor minyak dan gas secara rutin. Selanjutnya, kepada semua pihak yang juga telah membantu BPS-RI sehingga memungkinkan diterbitkannya publikasi ini diucapkan terima kasih.

Akhirnya, kami mengharapkan semoga publikasi ini bermanfaat bagi pengguna data.

Jakarta, Februari 2015
Badan Pusat Statistik
Kepala



Dr. SURYAMIN, M.Sc

FOREWORD

The monthly publication of import statistics, is a sequential issue from the preceding publication which developed by The BPS-Statistics of the Republic of Indonesia. This Publication covered:

- A. Import by HS Commodity Groups, SITC Commodity Groups, Commodity (HS), Country of Origin, Port of Importation, Country of Origin and Five Major SITC Commodity Group, Certain Commodities import by Main Country of Origin
- B. Bonded Zone import by Commodity 2 Digits HS, by SITC Commodity Group, Country of Origin, by Province and port of Importation

Deeply gratitude and the highest appreciation are due to the Directorate General of Custom, Ministry of Finance and Bank of Indonesia of their contribution of regularly in sending documents, and also to PT. Pertamina for the best cooperation in supporting data of oil and gas so that BPS published this edition successfully.

Finally, it is hoped that this publication would be useful for users.

Jakarta, February 2015
BPS-Statistics Indonesia
Distribution and Service Statistics



Dr. SURYAMIN, M.Sc

PENJELASAN

1. DAERAH PENCATATAN

Daerah pencatatan statistik dalam publikasi ini meliputi seluruh wilayah Republik Indonesia.

2. SUMBER DOKUMEN

Statistik dikumpulkan berdasarkan dokumen impor (Pemberitahuan Impor Barang (PIB - BC 2.0) dan Pemberitahuan Pengangkutan Barang Impor (PPBI – BC 2.3) yang diisi oleh importir. Dokumen PIB - BC 2.0 dan PPBI - BC 2.3 diterima dari Bea dan Cukai dan berlaku sejak April 1997 berdasarkan Surat Keputusan Menteri Keuangan nomor 101/KMK.05/1997 tanggal 10 Maret 1997.

3. SISTEM PERDAGANGAN

Sistem pencatatan Statistik Perdagangan Luar Negeri mempergunakan Sistem Perdagangan Umum (*the General Trade System*) atau dengan Sistem Perdagangan Khusus (*the Special Trade System*). Dalam Sistem Perdagangan Umum, Kawasan Berikat dianggap sebagai "dalam negeri", sedangkan dalam Sistem Perdagangan Khusus, dianggap sebagai "luar negeri". Sejak Januari 2008, sistem pencatatan Statistik Impor menggunakan Sistem Perdagangan Umum.

4. RUANG LINGKUP

Pencatatan Statistik Impor meliputi seluruh barang-barang yang masuk ke wilayah Indonesia.

5. KASUS KHUSUS

- 5.1. Sebagian impor kapal laut dan pesawat beserta suku cadangnya termasuk dalam Statistik Impor.
- 5.2. Barang-barang luar negeri yang diolah atau diperbaiki di dalam negeri tetap dicatat sebagai barang impor, meskipun setelah barang tersebut selesai diproses akan kembali ke luar negeri (*re-ekspor*).
- 5.3. Barang-barang di bawah ini tidak termasuk di dalam Statistik Impor:
 - a. Pakaian dan barang-barang perhiasan penumpang.
 - b. Barang-barang penumpang untuk dipakai sendiri, kecuali lemari es, pesawat TV dan sebagainya.
 - c. Barang-barang yang diimpor untuk keperluan perwakilan (kedutaan) suatu negara.
 - d. Barang-barang untuk ekspedisi dan ekshibisi/pameran.
 - e. Sebagian barang-barang yang langsung diimpor oleh angkatan bersenjata.
 - f. Pembungkus/peti kemas.
 - g. Uang dan surat-surat berharga.
 - h. Barang-barang sebagai contoh.

6. SISTEM PENGOLAHAN

Data dalam publikasi ini mencakup dokumen PIB selama Desember 2014 yang diterima oleh Badan Pusat Statistik sampai akhir Januari 2015. Sistem pengolahan menggunakan *Carry Over*. Dengan metode ini dokumen-dokumen dari Bea dan Cukai ditunggu selama satu bulan setelah bulan berjalan. Dokumen-dokumen yang datang terlambat akan dimasukkan dalam bulan pengolahan berikutnya.

7. KLASIFIKASI JENIS BARANG

Penggolongan barang yang digunakan di dalam statistik impor adalah klasifikasi Barang Impor yang berdasarkan pada Buku Tarif Kepabeanan Indonesia 2012 (BTKI 2012) yang mengacu pada amandemen keempat dari World Customs Organization (WCO) sebagai lembaga Internasional yang menyusun klasifikasi Harmonized System (HS). Disamping menggunakan HS sebagai klasifikasi jenis barang, juga digunakan Standard International Trade Classification (SITC) Revisi 4.

8. PERIODE REFERENSI

Periode penentuan impor adalah tanggal penyelesaian dokumen oleh pejabat-pejabat Bea dan Cukai yang terdapat dalam dokumen impor.

9. NILAI BARANG

Nilai barang dinyatakan dalam nilai CIF (US\$) dan nilai kurs Desember 2014 yang digunakan adalah US\$ 1 = Rp.12.500,-

10. SATUAN BARANG

Berat barang impor adalah berat bersih dan dinyatakan dalam Kg.

11. NEGARA ASAL

Negara asal adalah negara dimana barang-barang tersebut dihasilkan dan dokumennya telah diperiksa serta dinyatakan sesuai dengan peraturan yang berlaku oleh pejabat Bea dan Cukai.

EXPLANATORY NOTES

1. AREA RECORDINGS

The statistical recording area in this publication covers the entire territory of the Republic of Indonesia.

2. SOURCE OF DOCUMENTS

Statistics are compiled based on Import Declaration Form (Pemberitahuan Impor Barang (PIB-BC 2.0) or Pemberitahuan Pengangkutan Barang Impor (PPBI-BC 2.3)) of Import documents that are filled by importers. The PIB documents received from Customs and Excise, prevailing on April 1, 1997, based on Minister of Finance Decree No. 101/KMK.05/1997, March 10, 1997.

3. TRADE SYSTEM

The systems of recording Foreign Trade Statistics apply the General Trade System or the Special Trade System. In the General Trade System, the Bonded Zone is regarded as "*Domestic*", while in the Special Trade System; the Bonded Zone is regarded as "*Abroad*". Since January 2008, the systems of recording import Statistics have applied the General Trade System.

4. COVERAGE

The recording Import Statistics covers all goods entering the Indonesian territory.

5. PARTICULAR CASES

5.1 Part of importation of sea vessels and airplanes and their spare parts are included in the Import Statistics.

5.2 Overseas goods which are processed or modified in Indonesian Country are recorded as importation, although after the goods finish process will return to abroad (re-exports).

5.3 The goods here under are not included in the Import Statistics:

- a. Clothes and jewelry of passengers.
- b. Luggage of passengers of own use, except refrigerators, television sets, etc.
- c. Goods imported for the use of foreign countries representations (embassies).
- d. Goods for expeditions and exhibition shows.
- e. A part of the goods directly imported by armed forces.
- f. Packing's containers to be refilled.
- g. Bank notes and securities.
- h. Sample goods.

6. PROCESSING SYSTEM

The data in this publication covers documents of December, 2014 were received by the BPS to the end of January, 2015. The documents are processed using a carry over system. The deadline for the acceptance of documents of a certain month is one month after the reference period, which means the end of the following month. The documents accepted after the deadline is considered as the document of the following month.

7. COMMODITY CLASSIFICATION

The classification of goods in this publication applies the 2012 Indonesia's Custom Tariff Classification, based on fourth amendment from World Customs Organization (WCO) as an International Organization who arranged the Classification of Harmonized System (HS). Besides applying the HS, the Standard International Trade Classification (SITC) Revised 4 is also applied in the classification of goods.

8. REFERENCE PERIOD

The period of import determination is the date of settlement/completion by the Customs and Excise Officials as stated in the Import documents.

9. COMMODITY VALUATION

The values recorded, are the CIF value (US\$). The exchange rate use for December, 2014, US\$1 = Rp.12.500,-

10. UNIT OF COMMODITY

The net weight imported of goods are present to Kg.

11. COUNTRY OF ORIGIN

Country of origin is the country in which the goods have been produced, after being verified by Customs and Excise Officials, pursuant to the prevailing regulations

DAFTAR ISI/CONTENTS

	Halaman/ <i>Page</i>
KATA PENGANTAR/ <i>FOREWORD</i>	iii-iv
PENJELASAN/ <i>EXPLANATORY NOTES</i>	v-viii
DAFTAR ISI/ <i>CONTENTS</i>	ix
RINGKASAN/ <i>SUMMARY</i>	xi-xix
Tabel/ <i>Table</i> I-1. Import Menurut Golongan Barang HS/ <i>Import by HS Commodity Groups</i>	
Menurut 21 Golongan Barang HS/ <i>By 21 HS Commodity Groups</i>	1
Menurut Golongan Barang 2 Dijiit HS/ <i>By Commodity Groups 2 Digit</i>	
<i>Code HS</i>	2
Menurut 40 Golongan Barang HS Terbesar/ <i>By 40 Biggest Commodities</i>	
<i>10 Digit HS Code</i>	4
Tabel/ <i>Table</i> I-2. Impor Menurut Golongan Barang SITC/ <i>Import by SITC Commodity</i>	
<i>Groups</i>	5-10
Tabel/ <i>Table</i> I-3. Impor Menurut Komoditi (HS)/ <i>Import by Commodity (HS)</i>	11-146
Tabel/ <i>Table</i> I-4. Impor Menurut Negara Asal/ <i>Import by Country of Origin</i>	147-150
Tabel/ <i>Table</i> I-5. Impor Menurut Pelabuhan Impor/ <i>Import by Port of Importation</i>	151-154
Tabel/ <i>Table</i> I-6 Impor Menurut Negara Asal dan Lima Golongan Barang (SITC)	
Utama/ <i>Import by Country of Origin and Five Major SITC Commodity</i>	
<i>Group</i>	155-185
Tabel/ <i>Table</i> I-7 Impor Komoditi Tertentu Menurut Negara Asal Utama/ <i>Certain</i>	
<i>Commodities Import by Main Country of Origin</i>	186-190
Tabel/ <i>Table</i> K1 Import Kawasan Berikat Menurut Golongan Barang 2 Dijiit HS/ <i>Bonded</i>	
<i>Zone Import by Commodity 2 Digits HS</i>	191-192
Tabel/ <i>Table</i> K2 Impor Kawasan Berikat Menurut Golongan Barang SITC/	
<i>Bonded Zone Import by SITC Commodity Group</i>	193-197
Tabel/ <i>Table</i> K3 Impor Kawasan Berikat Menurut Negara Asal/ <i>Bonded Zone</i>	
<i>Import by Country of Origin</i>	198-200
Tabel/ <i>Table</i> K4 Impor Kawasan Berikat Menurut Provinsi dan Pelabuhan Impor/ <i>Bonded</i>	
<i>Zone Import by Province and Port of Importation</i>	201

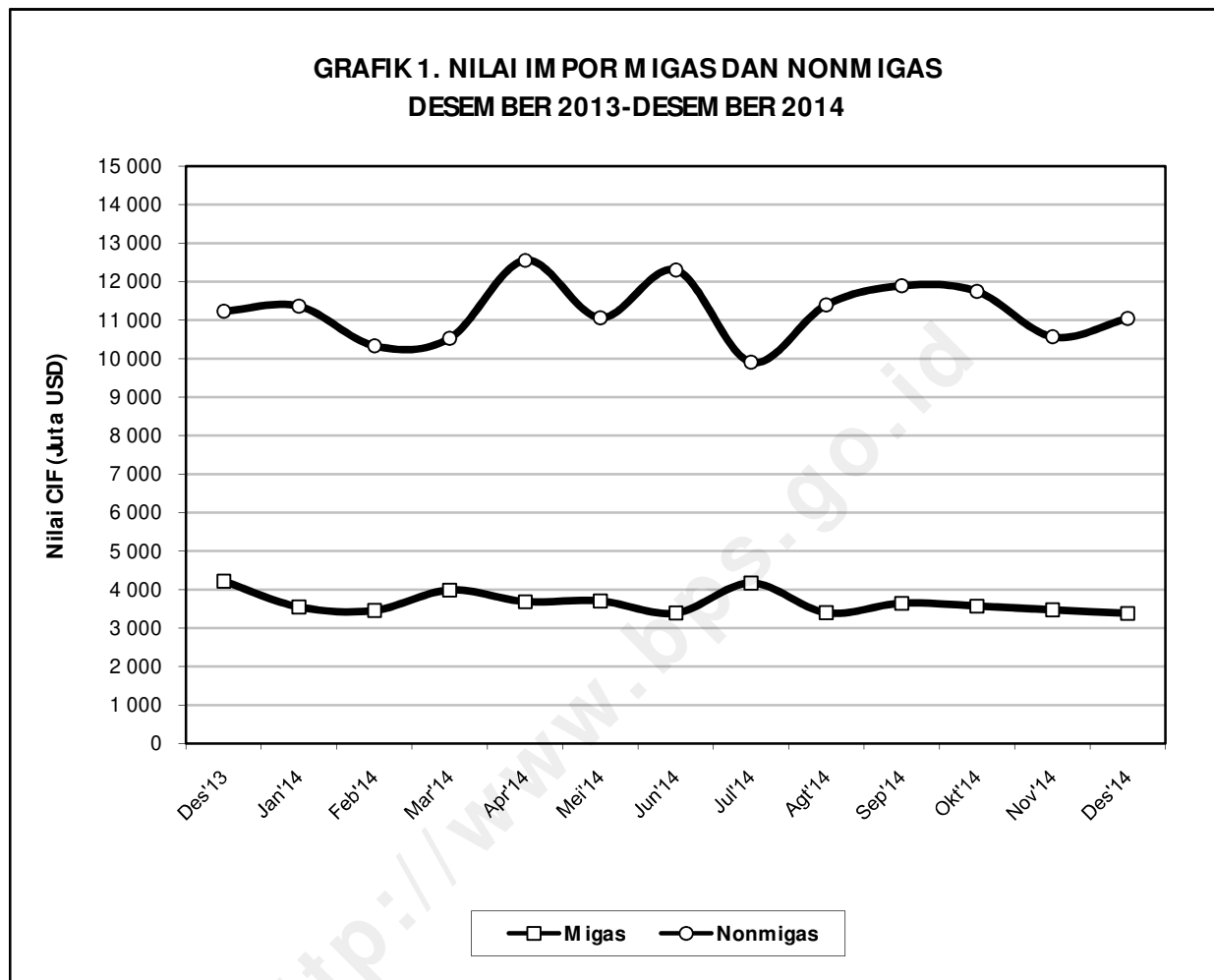
RINGKASAN

Pada Desember 2014 nilai impor mencapai USD14.434,5 juta yang terdiri dari impor melalui Kawasan Berikat sebesar USD1.719,0 juta (11,91 persen) dan di Luar Kawasan Berikat sebesar USD12.715,5 juta (88,09 persen). Nilai impor migas Indonesia mencapai USD3.389,5 juta atau 23,48 persen dari total impor Indonesia. Sedangkan nilai impor nonmigas Indonesia mencapai USD11.045,0 juta dan memberikan peranan 76,52 persen terhadap total impor Indonesia.

**TABEL 1. IM POR MIGAS DAN NONMIGAS
DESEM BER 2013–DESEM BER 2014**

Tahun/ Bulan	Migas		Nonmigas		Total	
	Indonesia	Kawasan Berikat	Indonesia	Kawasan Berikat	Indonesia	Kawasan Berikat
Nilai CIF (Juta USD)						
2013 Desember	4 221,6	88,4	11 234,3	1 735,2	15 455,9	1 823,6
2014 Januari	3 550,5	8,7	11 365,7	1 712,0	14 916,2	1 720,7
Februari	3 457,2	11,8	10 333,5	1 552,8	13 790,7	1 564,6
Maret	3 994,6	11,9	10 529,1	1 596,5	14 523,7	1 608,4
April	3 692,8	8,3	12 562,2	2 052,3	16 255,0	2 060,6
Mei	3 706,6	24,1	11 063,7	1 779,9	14 770,3	1 804,0
Juni	3 394,2	12,2	12 303,6	1 873,3	15 697,8	1 885,5
Juli	4 173,0	0,9	9 908,7	1 513,7	14 081,7	1 514,6
Agustus	3 399,3	3,6	11 393,9	1 932,2	14 793,2	1 935,8
September	3 651,6	29,1	11 894,5	1 819,0	15 546,1	1 848,1
Oktober	3 577,6	0,9	11 750,4	1 937,1	15 328,0	1 938,0
November	3 473,0	1,0	10 568,6	1 684,5	14 041,6	1 685,5
Desember	3 389,5	0,8	11 045,0	1 718,2	14 434,5	1 719,0
Peranan Terhadap Total Impor (%)						
2013 Desember	27,31	4,85	72,69	95,15	100,00	100,00
2014 Januari	23,80	0,51	76,20	99,49	100,00	100,00
Februari	25,07	0,75	74,93	99,25	100,00	100,00
Maret	27,50	0,74	72,50	99,26	100,00	100,00
April	22,72	0,40	77,28	99,60	100,00	100,00
Mei	25,09	1,34	74,91	98,66	100,00	100,00
Juni	21,62	0,65	78,38	99,35	100,00	100,00
Juli	29,63	0,06	70,37	99,94	100,00	100,00
Agustus	22,98	0,19	77,02	99,81	100,00	100,00
September	23,49	1,57	76,51	98,43	100,00	100,00
Oktober	23,34	0,05	76,66	99,95	100,00	100,00
November	24,73	0,06	75,27	99,94	100,00	100,00
Desember	23,48	0,05	76,52	99,95	100,00	100,00

Dari total nilai impor migas Indonesia, impor melalui Kawasan Berikat hanya sebesar USD0,8 juta atau 0,02 persen, sedangkan sisanya USD3.388,7 juta (99,98 persen) di Luar Kawasan Berikat. Sementara itu, nilai impor nonmigas di Luar Kawasan Berikat mencapai USD9.326,8 juta atau 84,44 persen dan melalui Kawasan Berikat USD1.718,2 juta (15,56 persen).



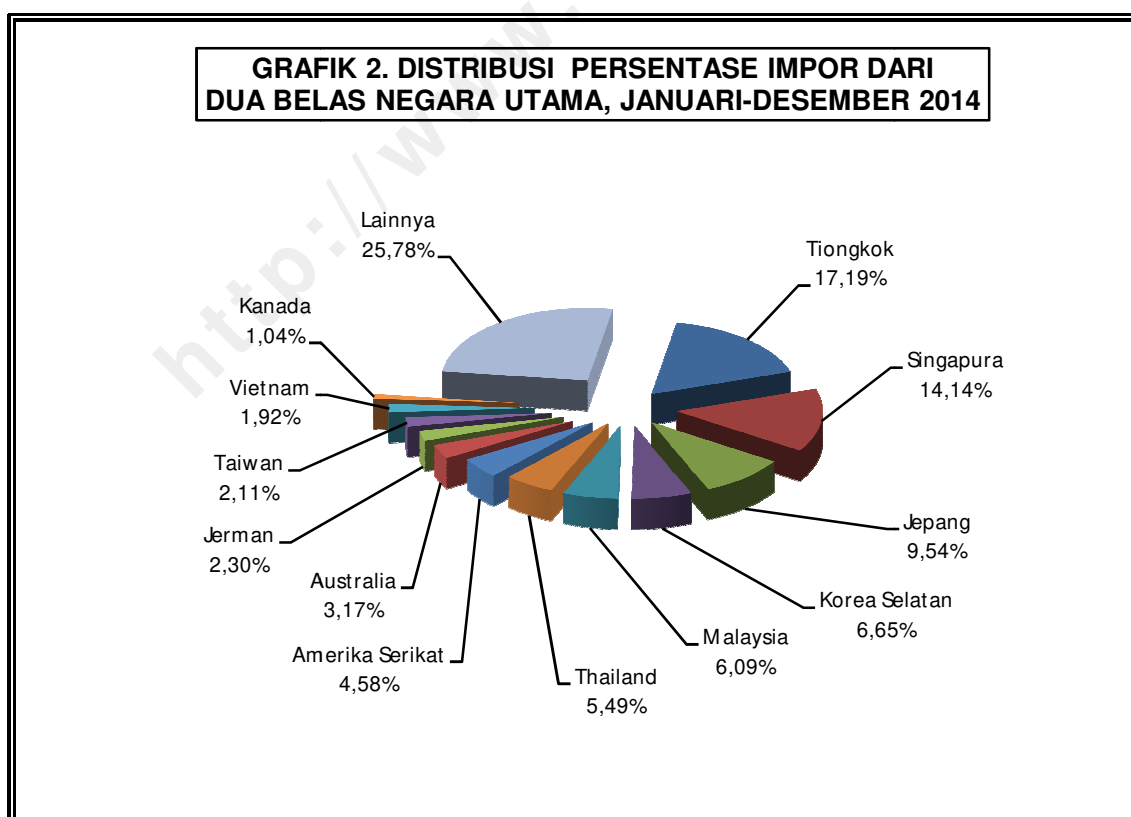
Dilihat dari peranannya, selama tiga belas bulan terakhir impor migas memberikan kontribusi rata-rata 24,68 persen per bulan dan impor nonmigas sebesar 75,32 persen per bulan. Sementara itu, pada Desember 2014 peranan impor migas mencapai 23,48 persen yang berarti angka tersebut berada di bawah rata-rata. Sebaliknya peranan impor nonmigas berada di atas rata-rata, yaitu 76,52 persen.

Dengan diterapkannya Sistem Perdagangan Umum (*General Trade System*) dalam pencatatan statistik impor, secara keseluruhan nilai impor barang yang tercatat mengalami kenaikan yang nyata (signifikan).

**TABEL 2. PERKEMBANGAN IMPOR MIGAS DAN NONMIGAS
JANUARI-DESEMBER 2010-2014**

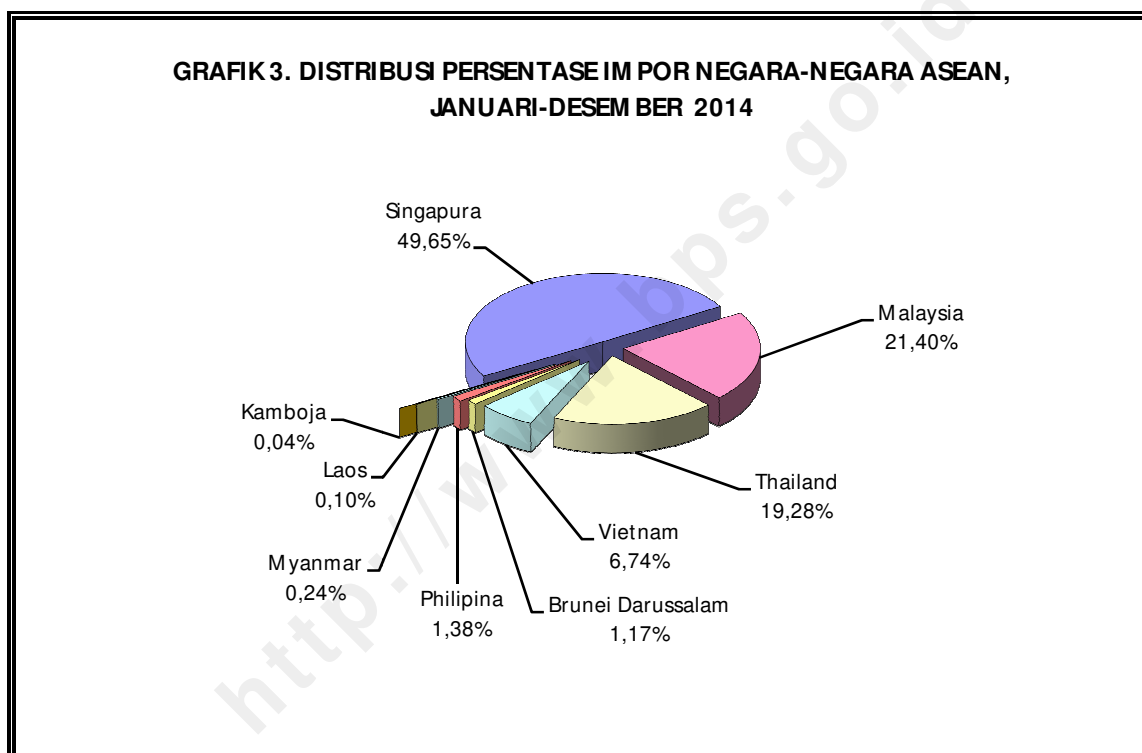
Bulan/ Tahun	Nilai (Juta USD)			Peranan (%)		
	Migas	Nonmigas	Total	Migas	Nonmigas	Total
Jan-Des:						
2010	27 412,7	108 250,6	135 663,3	20,21	79,79	100,00
2011	40 701,5	136 734,1	177 435,6	22,94	77,06	100,00
2012	42 564,3	149 126,7	191 691,0	22,20	77,80	100,00
2013	45 266,4	141 362,3	186 628,7	24,25	75,75	100,00
2014	43 459,9	134 718,9	178 178,8	24,39	75,61	100,00

Impor Indonesia Januari-Desember 2014 sebesar USD178.178,8 juta atau turun 4,53 persen dibanding periode yang sama tahun sebelumnya. Penurunan tersebut dipicu oleh turunnya impor migas 3,99 persen (USD1.806,5 juta) dan nonmigas 4,70 persen (USD6.643,4 juta). Dilihat dari nilainya, selama Januari-Desember periode 2010-2014 didominasi oleh impor nonmigas dengan rata-rata peranan sebesar 77,20 persen per tahun. Dengan demikian dapat disimpulkan bahwa perekonomian Indonesia selama ini masih bertumpu pada impor sektor nonmigas.



Dari keseluruhan nilai impor pada Januari-Desember 2014, 74,22 persen berasal dari dua belas negara utama. Tiongkok menempati posisi pertama, yaitu 17,19 persen dari total impor Indonesia, diikuti oleh Singapura (14,14 persen), Jepang (9,54 persen), Korea Selatan (6,65 persen), Malaysia (6,09 persen), Thailand (5,49 persen), Amerika Serikat (4,58 persen), Australia (3,17 persen), Jerman (2,30 persen), Taiwan (2,11 persen), Vietnam (1,92 persen), dan Kanada (1,04 persen).

Impor terbesar pada Januari-Desember 2014 berasal dari kelompok sembilan negara APEC Lainnya yakni mencapai 40,33 persen atau sebesar USD71.858,5 juta. Kelompok negara ASEAN berada di urutan berikutnya dengan peranan sebesar 28,47 persen (USD50.726,0 juta), kemudian diikuti kelompok negara Uni Eropa 7,12 persen (USD12.691,4 juta), kelompok negara NAFTA sebesar 5,74 persen (USD10.217,8 juta), sedangkan kelompok negara lainnya menyumbang 18,34 persen (USD32.685,1 juta).



Jika dilihat impor Indonesia dari kelompok ASEAN, selama Januari-Desember 2014 peranan impor yang paling tinggi adalah dari Singapura dengan peranan sebesar 49,65 persen dari total impor ASEAN. Malaysia menempati urutan kedua sebesar 21,40 persen, diikuti oleh Thailand (19,28 persen), Vietnam (6,74 persen), Brunei Darussalam (1,17 persen), dan Philipina (1,38 persen), sementara peranan impor dari Laos, Myanmar, dan Kamboja masih di bawah satu persen.

Dari kelompok negara Uni Eropa, selama Januari-Desember 2014 peranan impor yang paling tinggi adalah dari Jerman sebesar 32,24 persen dari total impor Uni Eropa. Italia menempati urutan kedua dengan peranan 13,58 persen, diikuti oleh Perancis (10,50 persen), Belanda (7,16 persen), dan Inggris (7,05 persen).

**TABEL 3. NILAI DAN PERANAN IMPOR
DARI KELOMPOK NEGARA ASEAN, NAFTA, DAN UNI EROPA
JANUARI-DESEMBER 2013 DAN 2014**

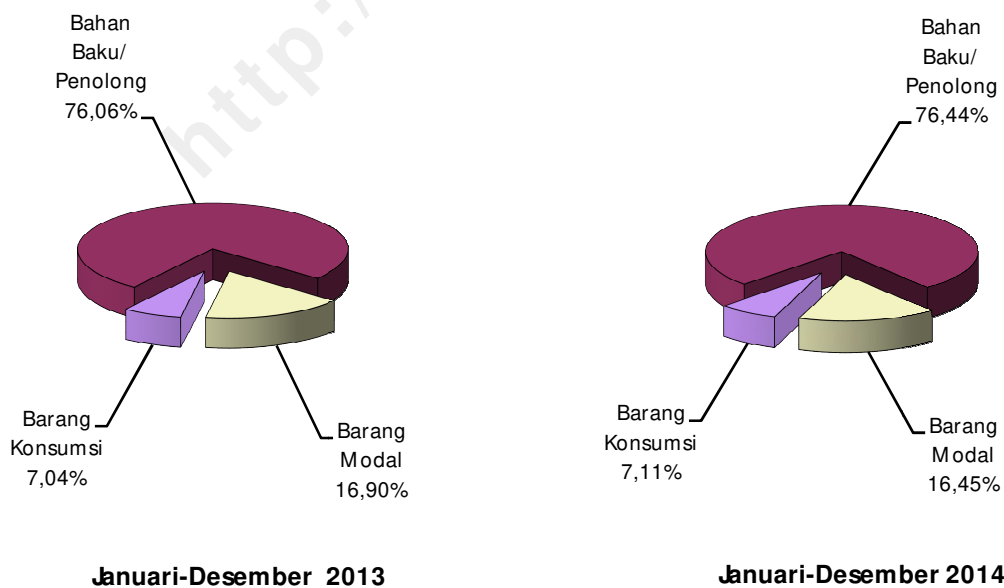
KELOMPOK NEGARA	Januari-Desember 2013		Januari-Desember 2014		Perubahan Jan-Des 2014 thd Jan-Des 2013 (%)
	Nilai (Juta USD)	Peranan (%)	Nilai (Juta USD)	Peranan (%)	
APEC					
ASEAN	53 851,4	28,85	50 726,0	28,47	-5,80
Thailand	10 703,1	5,73	9 781,0	5,49	-8,62
Singapura	25 581,8	13,71	25 185,7	14,14	-1,55
Philippina	777,4	0,42	699,7	0,39	-9,99
Malaysia	13 322,5	7,14	10 855,4	6,09	-18,52
Myanmar	73,2	0,04	122,1	0,07	66,80
Kamboja	17,8	0,01	18,7	0,01	5,06
Brunei Darussalam	645,4	0,34	594,3	0,33	-7,92
Laos	7,5	0,00	51,3	0,03	584,00
Vietnam	2 722,6	1,46	3 417,8	1,92	25,53
NAFTA	11 648,9	6,24	10 217,8	5,74	-12,29
Amerika Serikat	9 065,7	4,86	8 170,1	4,58	-9,88
Kanada	2 067,5	1,11	1 860,2	1,04	-10,03
Meksiko	515,8	0,27	187,5	0,12	-63,65
NEGARA APEC LAINNYA	73 462,6	39,36	71 858,5	40,33	-2,18
Jepang	19 284,3	10,33	17 007,6	9,54	-11,81
Hongkong	2 092,4	1,12	1 848,4	1,04	-11,66
Korea Selatan	11 592,6	6,21	11 847,4	6,65	2,20
Taiwan	4 480,3	2,40	3 758,2	2,11	-16,12
Tiongkok	29 849,5	16,00	30 624,3	17,19	2,60
Papua Nugini	78,1	0,04	47,6	0,03	-39,05
Australia	5 038,2	2,70	5 647,5	3,17	12,09
Selandia Baru	806,0	0,43	836,0	0,47	3,72
Chili	241,2	0,13	241,5	0,13	0,12
UNI EROPA	13 708,1	7,35	12 691,4	7,12	-7,42
Jerman	4 426,3	2,37	4 091,2	2,30	-7,57
Italia	1 695,6	0,91	1 722,9	0,97	1,61
Perancis	1 590,7	0,85	1 332,5	0,75	-16,23
Belanda	1 033,8	0,55	908,3	0,51	-12,14
Inggris	1 081,9	0,58	894,8	0,50	-17,29
Swedia	825,6	0,44	691,0	0,39	-16,30
Finlandia	442,5	0,24	668,4	0,37	51,05
Belgia	642,5	0,35	585,5	0,33	-8,87
Spanyol	545,2	0,29	517,1	0,29	-5,15
Austria	383,6	0,21	343,0	0,19	-10,58
Cheska	171,6	0,09	175,6	0,10	2,33
Denmark	199,3	0,11	167,9	0,09	-15,76
Polandia	150,7	0,08	143,8	0,08	-4,58
Irlandia	115,8	0,06	100,9	0,06	-12,87
Yunani	90,6	0,05	97,2	0,05	7,28
Uni Eropa Lainnya	312,4	0,17	251,3	0,14	-19,56
LAINNYA	33 957,7	18,20	32 685,1	18,34	-3,75
TOTAL IMPOR	186 628,7	100,00	178 178,8	100,00	-4,53

**TABEL 4. IM POR M ENURUT GOLONGAN PENGGUNAAN BARANG
JANUARI-DESEM BER 2010-2014**

Bulan/ Tahun	Nilai (Juta USD)				Peranan (%)			
	Barang Konsumsi	Bahan Baku/ Penolong	Barang M odal	Total	Barang Konsumsi	Bahan Baku/ Penolong	Barang M odal	Total
Jan-Des:								
2010	9 991,6	98 755,1	26 916,6	135 663,3	7,37	72,79	19,84	100,00
2011	13 392,9	130 934,3	33 108,4	177 435,6	7,55	73,79	18,66	100,00
2012	13 408,6	140 127,6	38 154,8	191 691,0	7,00	73,10	19,90	100,00
2013	13 138,8	141 957,9	31 532,0	186 628,7	7,04	76,06	16,90	100,00
2014	12 667,2	136 208,6	29 303,0	178 178,8	7,11	76,44	16,45	100,00

Rata-rata nilai impor Januari-Desember periode 2010-2014 adalah USD173.919,5 juta dengan rata-rata nilai impor barang konsumsi dan peranannya USD12.519,8 juta (7,21 persen), impor bahan baku/penolong USD129.596,7 juta (74,44 persen), dan impor barang modal USD31.803,0 juta (18,35 persen). Jika dibandingkan Januari-Desember 2013, nilai impor golongan barang konsumsi, bahan baku/penolong, dan barang modal mengalami penurunan masing-masing 3,59 persen (US\$471,6 juta), 4,05 persen (US\$5.749,3 juta), dan 7,07 persen (US\$2.229,0 juta).

**GRAFIK 4. PERSENTASE NILAI IM POR INDONESIA
M ENURUT GOLONGAN PENGGUNAAN BARANG
JANUARI-DESEM BER 2013 DAN 2014**



Dilihat dari peranannya selama Januari-Desember periode 2010-2014, rata-rata peranan tertinggi diberikan oleh impor bahan baku/penolong, yaitu 74,44 persen, diikuti oleh barang modal 18,35 persen dan barang konsumsi 7,21 persen. Peranan barang konsumsi tertinggi dicapai di tahun 2011, yaitu 7,55 persen. Golongan bahan baku/penolong memberikan peranan tertinggi di tahun 2014 sebesar 76,44 persen, sedangkan barang modal pada tahun 2012 sebesar 19,90 persen.

Peran nilai impor barang modal terhadap keseluruhan nilai impor pada Januari-Desember 2014 mengalami penurunan dari 16,90 persen menjadi 16,45 persen jika dibandingkan dengan periode yang sama tahun sebelumnya. Sebaliknya impor barang konsumsi dan bahan baku/penolong mengalami peningkatan masing-masing dari 7,04 persen menjadi 7,11 persen dan dari 76,06 persen menjadi 76,44 persen.

Menurut golongan barang SITC (*Standard International Trade Classification*) 1 digit, kelompok barang utama impor selama Januari-Desember 2014 adalah kelompok mesin dan alat angkutan dengan nilai sebesar USD52.145,8 juta dan memberikan peran sebesar 29,27 persen dari total impor Indonesia. Dilihat dari nilainya, impor kelompok barang ini turun 9,82 persen dibandingkan periode yang sama tahun sebelumnya. Demikian juga peranan impor kelompok barang ini mengalami penurunan dari 30,98 persen menjadi 29,27 persen.


**TABEL 5. IMPOR MENURUT SITC-1 DIJIT
JANUARI-DESEMBER 2013 DAN 2014**

SITC	Januari-Desember 2013		Januari-Desember 2014		Perubahan Jan-Des 2014 thd Jan-Des 2013 (%)
	Nilai (Juta USD)	Peranan (%)	Nilai (Juta USD)	Peranan (%)	
0 Bahan Makanan dan Binatang Hidup	13 871,7	7,43	14 587,4	8,19	5,16
1 Minuman dan Tembakau	821,6	0,44	789,2	0,44	-3,94
2 Bahan Baku dan Hasil Tambang	9 231,1	4,95	9 176,8	5,15	-0,59
3 Minyak dan Bahan Bakar Mineral	45 510,1	24,39	43 928,7	24,65	-3,47
4 Minyak Nabati dan Hewani	205,8	0,11	144,4	0,08	-29,83
5 Bahan Kimia dan produknya	23 593,6	12,64	23 779,3	13,35	0,79
6 Barang-barang Buatan Pabrik	28 462,1	15,25	26 854,6	15,07	-5,65
7 Mesin dan Alat Angkutan	57 823,6	30,98	52 145,8	29,27	-9,82
8&9 Lainnya	7 109,1	3,81	6 772,6	3,80	-4,73
TOTAL IMPOR	186 628,7	100,00	178 178,8	100,00	-4,53

Impor kelompok barang SITC 1 digit yang terbesar berikutnya adalah kelompok minyak dan bahan bakar mineral dengan nilai USD43.928,7 juta dan peran 24,65 persen, diikuti oleh kelompok barang-barang buatan pabrik USD26.854,6 juta (15,07 persen). Selanjutnya kelompok bahan kimia dan produknya USD23.779,3 juta (13,35 persen), kelompok bahan makanan dan binatang hidup USD14.587,4 juta (8,19 persen), kelompok bahan baku dan hasil tambang USD9.176,8 juta (5,15

persen), kelompok barang lainnya USD6.772,6 juta (3,80 persen), kelompok minuman dan tembakau USD789,2 juta (0,44 persen), serta kelompok minyak nabati dan hewani USD144,4 juta (0,08 persen).

Selama Januari-Desember 2014, pelabuhan di DKI Jakarta membongkar barang impor terbesar dibanding pelabuhan di provinsi lain, yaitu sebesar USD84.604,8 juta atau 47,48 persen dari total impor Indonesia. Provinsi dengan impor terbesar kedua adalah Jawa Timur yang mencapai USD25.210,9 juta (14,15 persen), diikuti Jawa Tengah USD15.801,1 juta (8,87 persen), Banten USD12.174,9 juta (6,83 persen), Kepulauan Riau USD10.877,4 juta (6,11 persen), Kalimantan Timur USD8.471,5 juta (4,75 persen), dan Sumatera Utara sebesar USD5.046,5 juta (2,83 persen). Kemudian nilai impor yang masuk melalui provinsi Lampung, Kalimantan Selatan, dan Jawa Barat masing-masing sebesar US\$3.440,5 juta (1,93 persen), US\$2.495,3 juta (1,40 persen), dan US\$1.842,8 juta (1,03 persen). Sementara nilai impor ke provinsi lainnya masih berada di bawah USD2,0 miliar.



Dari sepuluh provinsi utama, tiga provinsi diantaranya mengalami peningkatan nilai impor dibanding periode yang sama tahun sebelumnya. Provinsi tersebut, yaitu Jawa Timur US\$164,8 juta (0,66 persen), Lampung US\$111,0 juta (3,33 persen), dan Jawa Tengah US\$35,1 juta (0,16 persen), dan. Sementara itu, tujuh provinsi lainnya mengalami penurunan nilai impor.

Dari tujuh provinsi utama yang mengalami penurunan nilai impor, provinsi DKI Jakarta mengalami penurunan paling tinggi, yaitu US\$5.503,2 juta atau 6,11 persen. Provinsi berikutnya, yaitu Kepulauan Riau sebesar US\$1.380,9 juta (11,27 persen), Kalimantan Timur US\$1.040,6 juta (10,94 persen), Kalimantan Selatan US\$392,7 juta (13,60 persen), Banten US\$155,2 juta (1,26 persen), Jawa Barat US\$103,0 juta (5,29 persen), dan Sumatera Utara US\$62,0 juta (1,21 persen).

**TABEL 6. NILAI DAN PERANAN IMPOR MENURUT PROVINSI¹⁾
JANUARI-DESEMBER 2013 DAN 2014**

Provinsi	Januari-Desember 2013		Januari-Desember 2014		Perubahan Jan-Des 2014 thd Jan-Des 2013 (%)
	Nilai (Juta USD)	Peranan (%)	Nilai (Juta USD)	Peranan (%)	
Aceh	11,1	0,01	40,5	0,02	264,86
Sumatera Utara	5 108,5	2,74	5 046,5	2,83	-1,21
Sumatera Barat	1 035,0	0,55	1 034,6	0,58	-0,04
Riau	1 972,5	1,06	1 716,8	0,96	-12,96
Jambi	275,1	0,15	196,8	0,11	-28,46
Sumatera Selatan	566,0	0,30	750,2	0,42	32,54
Bengkulu	25,3	0,01	12,6	0,01	-50,20
Lampung	3 329,5	1,78	3 440,5	1,93	3,33
Bangka Belitung	49,1	0,03	59,0	0,03	20,16
Kepulauan Riau	12 258,3	6,57	10 877,4	6,11	-11,27
DKI Jakarta	90 108,0	48,28	84 604,8	47,48	-6,11
Jawa Barat	1 945,8	1,04	1 842,8	1,03	-5,29
Jawa Tengah	15 776,0	8,45	15 801,1	8,87	0,16
DI Yogyakarta	2,0	0,00	1,4	0,00	-30,00
Jawa Timur	25 046,1	13,42	25 210,9	14,15	0,66
Banten	12 330,1	6,61	12 174,9	6,83	-1,26
Bali	323,0	0,17	376,9	0,21	16,69
Nusa Tenggara Barat	201,4	0,11	118,9	0,07	-40,96
Nusa Tenggara Timur	232,7	0,12	31,9	0,02	-86,29
Kalimantan Barat	498,2	0,27	500,0	0,28	0,36
Kalimantan Tengah	82,7	0,04	106,7	0,06	29,02
Kalimantan Selatan	2 888,0	1,55	2 495,3	1,40	-13,60
Kalimantan Timur	9 512,1	5,10	8 471,5	4,75	-10,94
Sulawesi Utara	110,7	0,06	122,1	0,07	10,30
Sulawesi Tengah	186,0	0,10	226,7	0,13	21,88
Sulawesi Selatan	1 361,5	0,73	836,2	0,47	-38,58
Sulawesi Tenggara	438,3	0,24	578,7	0,33	32,03
Gorontalo	49,5	0,03	52,3	0,03	5,66
Sulawesi Barat	4,5	0,00	5,5	0,00	22,22
Maluku	359,8	0,19	391,6	0,22	8,84
Maluku Utara	4,7	0,00	11,7	0,01	148,94
Papua	506,4	0,27	1 014,5	0,57	100,34
Papua Barat	30,8	0,02	27,5	0,02	-10,71
TOTAL IMPOR	186 628,7	100,00	178 178,8	100,00	-4,53

Keterangan : ¹⁾ = melalui pelabuhan bongkar yang terdapat di provinsi

I-1. IMPOR MENURUT GOLONGAN BARANG HS / IMPORT BY HS COMMODITY GROUPS
A. MENURUT 21 GOLONGAN BARANG (HS) / BY 21 HS COMMODITY GROUP
***** DESEM BER / DECEMBER 2014 *****

HS	Uraian golongan barang Group description	Berat bersih / Net weight (Kg)		Nilai / Value C.I.F (U S \$)	
		Bulan ini Current month	Kumulatif Cum. Jan. to	Bulan ini Current month	Kumulatif Cum. Jan. to
I	Live Animals	84 366 646	867 837 843	243 715 507	2 824 209 277
II	Live Trees And Other Plants	1 541 253 208	16 084 890 747	665 394 859	7 150 996 633
III	Animal-Vegetable Oils/ Fats, Their Cleavage Prod.	8 683 759	99 986 707	14 825 206	178 656 748
IV	Preparations Of Meat/ Fish/ Crustaceans/ Mollucs	509 214 984	9 417 928 625	449 084 927	7 304 062 157
V	Salts; Sulphur; Earths, Stone; Lime, Cemen	6 851 608 131	68 420 843 660	3 612 452 927	45 521 206 820
VI	Inorganic Chemicals	1 627 968 821	17 258 267 502	1 413 476 347	17 112 985 158
VII	Plastics And Articles Thereof	384 108 497	4 356 430 243	811 184 255	9 799 542 844
VIII	Raw Hides, Skins, And Leather	6 874 923	87 818 658	52 476 005	704 430 699
IX	Wood And Articles Of Wood; Wood Charcoal	84 392 628	920 284 269	33 326 933	389 627 727
X	Pulp Of Wood Or Of Fibrous Cellulosic Material	366 698 143	4 628 961 818	241 980 706	3 239 923 471
XI	Silk	197 584 441	2 068 508 974	766 021 094	8 565 987 601
XII	Footwear, Gaiters; Parts Of Such Articles	6 620 971	71 392 761	40 563 397	474 243 213
XIII	Articles Of Stone, Cement, Asbestos, Mica	222 799 532	2 106 475 135	93 742 053	1 090 672 687
XIV	Natural And Cultured Pearls, Precious Stones	401 973	3 830 443	7 829 477	87 381 200
XV	Iron And Steel	1 765 254 305	15 470 359 356	1 658 987 304	17 487 094 991
XVI	Nuclear Reactors, Boilers, Machinery, Parts	338 772 072	3 727 658 967	3 347 333 046	43 061 290 954
XVII	Railway/ Tramway Locomotive, Mechanical Traffic	185 000 326	1 580 628 219	571 540 714	8 223 081 593
XVIII	Optical, Photographic, Cinematographic	9 048 772	102 830 402	214 280 344	2 307 720 893
XIX	Arms And Ammunition; Parts And Accessories	81 982	1 163 773	19 413 819	378 958 598
XX	Furniture, Bedding, Mattress Support, Cushion	33 177 513	356 269 242	116 638 603	1 296 988 086
XXI	Works Of Arts, Collectors' Piece And Antiques	6 553 123	101 914 700	60 238 490	979 755 255
TOTAL IMPORT		14 230 464 750	147 734 282 044	14 434 506 013	178 178 816 605

I-1. IMPOR MENURUT GOLONGAN BARANG (HS) / IMPORT BY HS COMMODITY GROUPS
B. MENURUT GOLONGAN BARANG 2 DIJT HS / BY COMMODITY 2 DIGITS HS
***** DESEM BER / DECEMBER 2014 *****

HS	Uraian golongan barang Group description	Berat bersih / Net weight (Kg)		Nilai / Value C.I.F (U S \$)	
		Bulan ini Current month	Kumulatif Cum. Jan. to	Bulan ini Current month	Kumulatif Cum. Jan. to
01	Live Animals	26 570 082	246 875 712	76 207 415	682 355 695
02	Meat And Edible Meat Offal	10 008 344	108 487 800	40 214 885	448 056 688
03	Fish And Crustaceans	11 808 294	137 354 857	15 031 241	210 368 458
04	Dairy Products, Bird'S Eggs, Natural Honey	34 765 250	362 177 216	106 461 996	1 374 223 225
05	Products Of Animal Origin	1 214 676	12 942 258	5 799 970	109 205 211
06	Live Trees And Other Plants	68 304	963 758	162 881	2 214 505
07	Edible Vegetables And Certain Roots And Tubers	75 219 379	884 995 987	49 891 820	644 023 014
08	Edible Fruits And Nuts	61 530 199	548 402 663	89 978 005	789 235 610
09	Coffee, Tea, Mate, And Spices	6 128 318	90 449 701	9 558 351	170 614 104
10	Cereals	1 120 552 848	11 566 894 452	359 068 112	3 605 888 449
11	Products Of The Milling Industry; Malt, Starches	87 295 741	736 311 186	39 746 258	349 153 745
12	Oil Seeds, Oleaginous Fruits; Grains, Seed, Fruits	189 923 600	2 247 326 660	111 580 903	1 503 964 332
13	Lac; Gums; Resins, Other Vegetable Saps, Extracts	456 307	8 859 659	5 310 273	85 011 597
14	Vegetable Plaiting Materials; Vegetable Products	78 512	686 681	98 256	891 277
15	Animal-Vegetable Oils/ Fats, Their Cleavage Prod.	8 683 759	99 986 707	14 825 206	178 656 748
16	Preparations Of Meat/ Fish/ Crustaceans/ Mollucs	1 328 261	15 093 547	4 520 237	45 778 941
17	Sugar And Sugar Confectionery	113 681 112	3 278 395 976	55 712 625	1 567 538 998
18	Cocoa And Cocoa Preparations	16 485 085	139 990 351	55 264 657	469 004 780
19	Prep.Of Cereals, Flour, Starch, Milk, Cooks' Prod.	8 582 674	88 411 710	30 561 518	323 992 141
20	Prep. Of Vegetables, Fruits, Nuts, Part Of Plants	9 913 148	97 679 493	13 508 479	135 351 965
21	Miscellaneous Edible Preparations	13 388 442	186 884 906	54 279 842	697 936 051
22	Beverages, Spirit, And Vinegar	12 519 047	143 604 840	12 163 125	119 010 457
23	Residues And Waste From The Food Industries	327 639 621	5 356 604 322	184 920 916	3 273 769 433
24	Tobacco And Manufactured Tobacco Substitutes	5 677 594	111 263 480	38 153 528	671 679 391
25	Salts; Sulphur; Earths, Stone; Lime, Cemen	1 368 040 199	12 872 308 632	115 159 385	1 127 242 180
26	Ores, Slag, And Ash	362 937 963	3 975 103 932	52 391 098	446 548 439
27	Mineral Fuels/ Oils, Prod. Of Their Distillation	5 120 629 969	51 573 431 096	3 444 902 444	43 947 416 201
28	Inorganic Chemicals	376 607 941	4 027 157 488	148 221 273	1 817 392 928

I-1. IM POR M ENURUT GOLONGAN BARANG (HS) / IM PORT BY HS COM M ODITY GROUPS
B. M ENURUT GOLONGAN BARANG 2 DIJT HS/ BY COM M ODITY 2 DIGITS HS
***** DESEM BER / DECEM BER 2014 *****

H S	Uraian golongan barang <i>Group description</i>	Berat bersih / <i>Net weight (Kg)</i>		Nilai / <i>Value C.I.F (U S \$)</i>	
		Bulan ini <i>Current month</i>	Kumulatif <i>Cum. Jan. to</i>	Bulan ini <i>Current month</i>	Kumulatif <i>Cum. Jan. to</i>
29	Organic Chemicals	411 317 849	4 764 903 509	550 322 780	7 078 857 888
30	Pharmaceutical Products	2 680 969	25 362 268	66 466 270	710 231 987
31	Fertilizers	671 773 583	6 653 881 227	184 328 987	1 822 136 845
32	Tanning Or Dyeing Extracts	38 704 372	457 661 282	108 879 235	1 368 642 647
33	Essential Oils & Resinoids; Perfumery, Cosmetic	8 113 990	104 837 746	79 957 562	1 027 562 094
34	Soap, Organic Surfasce-Active Agent, Lubric. Prep.	16 312 870	216 273 954	43 397 811	567 896 242
35	Albuminoidal Substances; Glues; Enzymes	14 768 001	194 676 100	33 846 897	458 888 936
36	Explosives; Pyrotechnic Prod.; Matches;	1 747 580	25 960 543	13 617 849	114 942 861
37	Photographic And Cinematographic Goods	1 310 539	13 432 001	6 610 125	71 822 750
38	Miscellaneous Chemical Products	84 631 127	774 121 384	177 827 558	2 074 609 980
39	Plastics And Articles Thereof	332 696 601	3 718 878 853	654 124 239	7 794 256 294
40	Rubber And Articles Thereof	51 411 896	637 551 390	157 060 016	2 005 286 550
41	Raw Hides, Skins, And Leather	4 005 473	57 071 559	38 065 930	519 373 733
42	Articles Of Leather; Saddlery, Travel Goods	2 867 337	30 666 997	14 395 100	175 758 761
43	Furskins And Artificial Fur; Manufact. Thereof	2 113	80 102	14 975	9 298 205
44	Wood And Articles Of Wood; Wood Charcoal	83 932 313	918 178 750	31 299 374	382 922 099
45	Cork And Articles Of Cork	206 952	917 157	1 796 243	5 231 217
46	Manufact. Of Straw, Plaiting Materials	253 363	1 188 362	231 316	1 474 411
47	Pulp Of Wood Or Of Fibrous Cellulosic Material	308 487 278	3 897 346 960	130 207 573	1 749 473 384
48	Paper & Paperboard; Articles Of Paper Pulp	57 673 299	723 444 753	104 384 991	1 367 571 931
49	Printed Books, Newspapers, Pictures	537 566	8 170 105	7 388 142	122 878 156
50	Silk	24 655	245 259	114 153	1 057 975
51	Wool, Fine Or Coarse Animal Hair; Woven Fabrics	484 424	5 266 130	11 299 070	119 847 197
52	Cotton	86 770 548	825 924 906	224 892 087	2 499 607 762
53	Other Vegetable Textile Fibres; Paper Yarns	2 132 055	25 430 509	4 863 479	33 628 269
54	Man-Made Filaments	25 625 631	261 256 426	126 714 773	1 316 368 003
55	Man-Made Staple Fibres	37 323 482	419 995 513	115 323 584	1 366 665 387
56	Wadding, Felt, And Non-Wovens	10 404 999	120 728 712	36 294 853	429 903 360
57	Carpets And Other Textile Floor Coverings	793 441	13 143 464	2 294 142	33 446 621
58	Special Woven Fabrics; Tufted Textile Fabrics	1 752 695	23 014 814	24 585 483	292 628 500
59	Impregnated, Coated, Covered Textile Fabrics	11 253 502	122 681 841	48 279 283	612 024 361
60	Knitted Or Crocheted Fabrics	14 915 171	168 018 236	129 688 439	1 352 122 007
61	Articles Of Apparel, Knitted Or Crocheted	2 881 021	28 246 801	16 981 211	197 695 663
62	Articles Of Apparel, Not Knitted Or Crocheted	1 498 040	32 815 622	18 265 053	246 734 271
63	Other Made Up Textile Articles; Worn Clothing	1 724 777	21 740 741	6 425 484	64 258 225
64	Footwear, Gaiters; Parts Of Such Articles	4 188 625	53 756 815	33 389 571	408 497 326
65	Headgear And Parts Thereof	128 485	1 665 347	1 148 057	15 107 176
66	Umbrellas, Seat-Sticks, Whips, Fiding Crops	2 007 304	12 538 485	1 448 908	10 884 699
67	Prepared Feathers, Artificial Flowers	296 557	3 432 114	4 576 861	39 754 012
68	Articles Of Stone, Cement, Asbestos, Mica	77 560 292	727 314 336	31 121 812	353 531 818
69	Ceramic Products	114 560 444	993 582 700	36 432 456	368 340 680
70	Glass And Glassware	30 678 796	385 578 099	26 187 785	368 800 189
71	Natural And Cultured Pearls, Precious Stones	401 973	3 830 443	7 829 477	87 381 200
72	Iron And Steel	1 480 791 132	12 388 092 787	873 500 902	8 354 419 823
73	Articles Of Iro And Steel	176 514 459	1 738 088 918	390 174 836	4 292 995 798
74	Cooper And Articles Thereof	17 756 330	202 152 149	108 164 475	1 373 382 705
75	Nickel And Articles Thereof	548 833	4 616 654	8 675 996	65 168 796
76	Aluminium And Articles Thereof	41 145 957	614 670 638	115 514 155	1 656 384 432
78	Lead And Articles Thereof	5 929 766	78 051 731	14 153 524	186 188 552
79	Zinc And Articles Thereof	12 269 807	142 335 274	29 715 807	334 863 176
80	Tin And Articles Thereof	132 913	1 999 031	1 549 728	23 462 686
81	Other Base Metal; Cermets; And Articles Thereof	319 196	4 753 608	10 137 823	115 984 410
82	Tools, Implements, Cutlery, Spoon & Forks	7 756 798	71 100 610	47 903 367	464 442 567
83	Miscellaneous Articles Of Base Metal	22 089 114	224 497 956	59 496 691	619 802 046
84	Nuclear Reactors, Boilers, Machinery, Parts	254 066 858	2 777 664 785	2 024 278 882	25 834 838 019
85	Electrical Machinery & Equipments	84 705 214	949 994 182	1 323 054 164	17 226 452 935
86	Railway/ Tramway Locomotive, Mechanical Traffic	1 143 448	41 125 737	7 871 184	176 189 219
87	Vehicles Other Than Railway/ Tramway, Parts	61 091 345	829 414 985	421 827 869	6 253 506 623

I-1. IM POR M ENURUT GOLONGAN BARANG (HS) / I M P O R T B Y H S C O M M O D I T Y G R O U P S
B. M ENURUT GOLONGAN BARANG 2 DIJT HS / B Y C O M M O D I T Y 2 D I G I T S H S
***** DESEM BER / D E C E M B E R 2 0 1 4 *****

H S	Uraian golongan barang <i>Group description</i>	Berat bersih / <i>Net weight (Kg)</i>		Nilai / <i>Value C.I.F (U S \$)</i>	
		Bulan ini <i>Current month</i>	Kumulatif <i>Cum. Jan. to</i>	Bulan ini <i>Current month</i>	Kumulatif <i>Cum. Jan. to</i>
88	Aircraft And Its Components	98 264	1 518 511	43 453 206	580 641 871
89	Ships, Boat, And Floating Structures	122 667 269	708 568 986	98 388 455	1 212 743 880
90	Optical, Photographic, Cinematographic	7 308 969	80 260 840	193 413 624	2 070 011 096
91	Clocks And Watches And Parts Thereof	538 632	5 556 109	6 960 176	63 384 901
92	Musical Instruments; Parts And Accessories	1 201 171	17 013 453	13 906 544	174 324 896
93	Arms And Ammunition; Parts And Accessories	81 982	1 163 773	19 413 819	378 958 598
94	Furniture, Bedding, Mattress Support, Cushion	20 666 414	208 115 312	60 621 894	626 184 508
95	Toys, Games And Sports Requisites; Parts	3 367 683	39 572 606	14 607 991	159 093 559
96	Miscellaneous Manufactured Articles	9 143 416	108 581 324	41 408 718	511 710 019
97	Works Of Arts, Collectors' Piece And Antiques	207 483	626 279	526 134	2 729 452
98	Vehicles In-Ckd And Their Components	6 345 640	101 288 421	59 712 356	977 025 803
TOTAL IM PORT		14 230 464 750	147 734 282 044	14 434 506 013	178 178 816 605

http://www.bps.go.id

I-1. IMPOR MENURUT GOLONGAN BARANG (HS) / IMPORT BY HS COMMODITY GROUPS
C. MENURUT 40 GOLONGAN BARANG (HS) TERBESAR / BY BIG 40 COMMODITIES (HS)
***** DESEMBER / DECEMBER 2014 *****

HS	Uraian golongan barang Group description	Berat bersih / Net weight (Kg)		Nilai / Value C.I.F (U S \$)	
		Bulan ini Current month	Kumulatif Cum. Jan. to date	Bulan ini Current month	Kumulatif Cum. Jan. to date
2710121600	Other motor spirit, unleaded	1 268 303 257	13 950 730 119	1 085 422 091	13 999 978 995
2709001000	Crude petroleum oil	1 537 093 219	16 185 730 048	956 588 683	13 072 234 179
2710197100	Automotive diesel fuel	744 276 547	7 130 971 679	524 797 973	6 107 252 190
8517120000	Telephones for cellular networks or for other wireless networks	1 296 531	13 783 800	229 107 369	2 906 856 162
2710197200	Other diesel fuel	326 647 419	2 607 941 087	215 396 053	2 231 524 062
2304009000	Oil-cake & other solid residues, from extraction of soyabean oil	211 835 815	3 823 424 561	103 831 811	2 190 988 659
1001991910	Wheat grains without husk, other than seed, for human consumption	437 356 167	5 721 118 485	130 441 118	1 824 113 231
2711130000	Liquid butanes	188 261 311	1 906 880 824	113 313 744	1 608 113 342
2711120000	Liquid propane	168 591 288	1 677 352 725	100 616 094	1 408 841 291
5201000000	Cotton, not carded/combed.	76 760 313	705 135 506	133 329 518	1 400 810 937
2710127000	Naphtha, reformed and other preparations of a kind used for blending	110 852 962	1 445 840 415	77 842 181	1 341 599 455
1701140000	Other cane sugar, raw, not added flavour/colour	84 247 000	2 826 321 190	36 299 285	1 260 738 086
1201900000	Soya beans, other than seed, whether or not broken	165 896 810	1 965 811 200	84 845 435	1 176 921 443
2902430000	P-xylene	76 506 288	935 987 042	71 054 032	1 172 043 915
8542390000	Other electronic integrated circuits	317 165	4 822 668	71 569 534	1 098 874 071
7207121000	Slabs of iron/non alloy, containing < 0,25% of carbon, other than square	98 248 248	1 984 012 503	49 842 387	1 050 019 657
2710121400	Motor spirit, of RON 90 and above, but below RON 97, unleaded	103 527 796	979 877 726	87 447 347	1 000 478 248
2901210000	Ethylene	59 476 998	636 892 106	76 171 704	906 432 801
3902109020	Polypropylene in granule form	54 245 265	586 212 765	80 418 439	904 549 254
3104200000	Potassium chloride	257 598 572	2 893 843 881	74 428 629	890 816 278
1005909000	Other maize (corn), other than seeds	327 145 569	3 248 574 768	73 418 423	800 105 168
2710198200	Aviation turbine fuel (jet fuel) having a flash point of less than 23°C	42 395 645	764 541 568	36 386 892	799 034 039
8471302000	Laptops including notebooks and subnotebooks	869 257	10 384 523	65 093 863	787 208 016
7403110000	Refined copper for cathodes and sections of cathodes	8 626 122	108 782 994	59 350 847	773 081 996
7204490000	Other ferrous waste and scrap :	235 673 219	1 958 560 728	80 329 113	743 979 918
0102291090	Live male cattle, not oxen, other than pure-bred breeding animals	22 287 518	216 096 152	64 547 489	598 293 624
0402104100	Milk & cream of fat > 1,5%, in solid form, no added sugar/sweetener, condensed	11 944 270	129 372 725	44 378 935	580 008 002
8443910000	Parts & accessories of printing machinery used for printing by component	1 002 201	11 254 273	48 488 121	564 062 521
2713200000	Petroleum bitumen	134 176 246	944 514 906	75 121 190	550 198 709
4703210000	Chemical wood pulp, soda, other than dissolving grades, bleached, containing	59 910 323	688 260 138	39 089 206	528 913 043
8517610000	Base stations	570 756	5 359 320	32 806 481	522 052 602
2905310000	Ethylene glycol (ethanediol)	55 486 838	492 790 955	51 765 103	517 470 865
1001991990	Other wheat, other than seed, for human consumption	117 235 055	1 525 612 157	38 668 524	509 567 868
3902309010	Propylene copolymers in granule	22 695 092	288 705 616	37 348 972	492 957 049
8529909400	Other printed circuit boards; not assembled, for flat panel display	1 044 341	15 412 566	35 922 005	477 112 983
4702000000	Chemical wood pulp, dissolving grades.	46 567 340	523 432 571	40 997 562	476 628 990
9801202000	Vehicles of heading 8704 with a gross weight <= 24 ton, incomplete	4 173 323	49 808 537	38 823 043	475 581 142
3901200000	Polyethylene having a specific gravity 0.94 or more	27 044 141	283 271 105	42 757 680	454 603 064
8517709900	Other aerials or antennae	74 980	2 378 734	24 425 696	442 505 758
7601200000	Unwrought aluminium alloys	12 531 416	188 634 700	31 269 609	439 284 199

I-2 IM POR M ENURUT GOLONGAN BARANG SITC / IM PORT BY SITC COM M ODITY GROUPS

*** DESEM BER / DECEM BER 2014 ***

SITC	Uraian golongan barang Group description	Berat bersih / Net weight (Kg)		Nilai / Value C.I.F. (US\$)	
		Bulan ini	Kumulatif	Bulan ini	Kumulatif
		Current month	Cum. Jan. to date	Current month	Cum. Jan. to date
A. By Commodity 1 digit SITC					
0	Food and Live Animals	1 852 259 252	23 375 786 859	1 154 245 106	14 587 438 009
1	Beverages and Tobacco	18 108 186	252 954 722	50 185 562	789 211 479
2	Crude Materials, Inedible	2 196 383 447	23 510 028 580	793 986 351	9 176 746 082
3	Mineral Fuels, Lubricants, etc.	5 118 169 996	51 543 331 796	3 442 912 281	43 928 704 424
4	Animal & Vegetable Oils/Fats	7 469 604	87 256 310	12 157 178	144 442 743
5	Chemicals	1 938 155 706	20 541 515 480	1 981 897 577	23 779 257 654
6	Manufactured Goods	2 477 531 855	22 029 064 903	2 448 906 114	26 854 596 788
7	Machinery and Transportation Equipments	530 894 198	5 415 787 679	3 964 509 615	52 145 816 867
8	Miscellaneous Manufactured Articles	91 489 651	978 543 452	583 464 911	6 746 863 252
9	Special Commodities and Transaction	2 855	12 263	2 241 318	25 739 307
TOTAL IM PORT		14 230 464 750	147 734 282 044	14 434 506 013	178 178 816 605
B. By Commodity 2 digit SITC					
00	Live animal for food	26 570 082	246 875 600	76 207 415	682 355 277
01	Meat and meat preparations	10 709 331	114 884 886	42 875 499	469 025 871
02	Dairy product and eggs	34 909 961	364 829 782	107 802 891	1 379 941 525
03	Fish, crustaceans,molluscs and their preparations	12 435 568	146 023 225	16 890 864	235 148 201
04	Cereals and cereal preparations	1 135 826 611	11 839 433 031	370 739 744	3 798 076 584
05	Fruits and vegetables	146 965 305	1 537 945 293	153 816 038	1 579 019 090
06	Sugar, sugar preparations, and honey	114 011 252	3 280 968 320	56 573 021	1 576 829 004
07	Coffee, tea, cocoa, and spices	23 735 296	247 036 390	70 368 661	747 904 037
08	Feeding stuff for animals	327 919 094	5 361 112 684	185 039 210	3 275 566 596
09	Miscellaneous food preparations	19 176 752	236 677 648	73 931 763	843 571 824
11	Beverages	12 430 592	141 691 242	12 032 034	117 532 088
12	Tobacco and tobacco manufactured	5 677 594	111 263 480	38 153 528	671 679 391
21	Hides, skins and furskins	1 068 214	17 856 036	998 641	19 074 240
22	Oil seeds, nuts, and kernels	189 225 859	2 238 277 822	109 962 902	1 482 323 319
23	Crude rubber	27 543 003	348 600 013	54 957 862	736 500 081
24	Wood, lumber, and cork	39 228 257	415 019 894	11 627 070	143 983 126
25	Pulp and waste paper	308 487 278	3 897 346 960	130 207 573	1 749 473 384
26	Textile fibres and their waste	108 681 395	1 054 431 770	212 170 691	2 326 200 686
27	Crude fertilizers and crude minerals	833 686 963	8 768 182 518	84 334 823	894 822 127
28	Metalliferous ores and metal scraps	686 227 411	6 743 002 753	176 856 506	1 608 045 593
29	Crude animals and vegetable materials, nes	2 235 067	27 310 814	12 870 283	216 323 526
32	Coal, coke, and briquettes	358 915 241	2 541 117 065	44 708 086	359 541 957
33	Petroleum and petroleum products	4 402 376 866	45 412 283 765	3 184 204 403	40 543 900 388
34	Gas; natural and manufactured	356 877 888	3 589 927 513	213 980 509	3 025 000 175
35	Electric Current	1	3 453	19 283	261 904
41	Animal oils and fats	1 236 032	10 492 157	2 191 049	21 207 386
42	Fixed vegetable oils/fats	4 336 896	46 434 465	6 784 120	72 107 192
43	Animal vegetable oils/fats	1 896 676	30 329 688	3 182 009	51 128 165
51	Organic chemicals	413 970 099	4 786 158 895	532 818 937	6 851 461 934
52	Inorganic chemicals	322 996 622	3 457 198 490	127 806 246	1 615 046 999
53	Dyeing,tanning, and colouring materials	39 087 847	465 790 376	108 986 773	1 382 207 630
54	Medical and pharmaceutical products	4 129 203	53 170 691	91 170 903	1 028 913 873
55	Essential oils and perfumery materials	18 789 714	250 959 114	106 126 657	1 383 253 795
56	Manufactured fertilizers	670 805 709	6 642 802 791	183 210 807	1 813 308 822
57	Plastics in primary forms	268 278 501	3 047 561 579	473 195 115	5 665 829 180
58	Plastics in non-primary forms	37 881 121	412 655 338	95 195 867	1 114 774 661
59	Chemical materials and its products, nes	162 216 890	1 425 218 206	263 386 272	2 924 460 760
61	Leather, leather med, nes	2 963 170	39 559 185	37 396 955	507 103 971
62	Rubber manufactured, nes	23 476 477	285 301 800	99 959 254	1 248 192 274
63	Wood and cork manufactured	44 911 008	504 076 013	21 468 547	244 170 190
64	Paper, paperboard, and manufactured thereof	56 908 293	713 049 588	93 707 736	1 232 944 119
65	Textile yarns, fabrics, and their products	86 126 006	968 154 374	520 749 413	5 815 686 483
66	Non metallic minerals manufactured	771 767 703	6 293 012 197	128 348 150	1 370 751 445
67	Iron and steel	1 309 473 803	11 212 351 445	960 496 844	9 417 777 831
68	Non ferrous metals	67 503 846	922 828 904	254 281 035	3 328 596 825
69	Manufactured of metal, nes	114 401 549	1 090 731 397	332 498 180	3 689 373 650
71	Power generating machine and equipments	49 094 414	554 711 373	312 882 017	4 593 659 713
72	Machinery specialized for particular industry	69 497 373	848 305 736	571 621 580	7 612 214 879
73	Metalworking machinery	13 517 059	164 235 782	109 826 189	1 632 563 129

I-2 IM POR M ENURUT GOLONGAN BARANG SITC / IM PORT BY SITC COM M ODITY GROUPS

*** DESEM BER / DECEM BER 2014 ***

SITC	Uraian golongan barang Group description	Berat bersih / Net weight (Kg)		Nilai / Value C.I.F. (US\$)	
		Bulan ini	Kumulatif	Bulan ini	Kumulatif
		Current month	Cum. Jan. to date	Current month	Cum. Jan. to date
74	General industrial machinery and equipments	132 492 917	1 322 571 870	913 959 945	10 360 113 329
75	Office machinery and automatic data processing	6 469 072	83 767 297	233 139 497	3 165 215 390
76	Telecommunication and reproducers apparatus	10 130 109	144 283 156	493 346 960	7 010 660 834
77	Electrical machinery and apparatus	58 931 000	631 307 901	705 354 593	8 749 802 630
78	Road vehicles	66 942 364	919 709 780	475 625 864	7 076 590 458
79	Other transportation equipments	123 819 890	746 894 784	148 752 970	1 944 996 505
81	Sanitary, plumbing, and fittings	9 457 528	97 892 138	28 708 897	301 984 421
82	Furniture	13 505 302	137 784 108	34 872 436	366 553 931
83	Traveling goods	2 740 857	28 627 605	13 338 493	162 184 399
84	Clothing	8 445 852	109 756 619	52 282 873	667 178 152
85	Footwear	4 188 625	53 756 815	33 389 571	408 497 326
87	Professional, scientific, and contractor instruments	6 813 280	69 760 228	153 889 983	1 628 807 131
88	Photographic apparatus, equipments and optics	2 447 033	29 741 832	30 181 012	345 967 662
89	Miscellaneous manufactured articles	43 891 174	451 224 107	236 801 646	2 865 690 230
96	Coin; not being legal tender	2 233	3 548	4 709	13 050
97	Gold; non monetary	622	8 715	2 236 609	25 726 257
TOTAL IMPORT		14 230 464 750	147 734 282 044	14 434 506 013	178 178 816 605
C. By Commodity 3 digit SITC					
001	Live Animals Other Than Fish	26 570 082	246 875 600	76 207 415	682 355 277
011	Meat Of Bovine Animals Fresh, Chilled Or Frozen	6 044 291	74 648 185	27 976 196	346 811 974
012	Other Meat, Other Edible Meat Offal, Fresh, Chilled Or Frozen	3 946 239	33 739 862	12 109 158	100 424 620
016	Meat And Edible Meat Offal, Salted, Dried, Edible Flour Of Meat	17 814	99 753	129 531	820 094
017	Meat And Edible Meat Offal, Prepared Or Preserved	700 987	6 397 086	2 660 614	20 969 183
022	Milk,Cream, And Milk Products Other Than Butter Or Cheese	30 948 829	321 177 782	90 807 490	1 168 716 034
023	Butter And Other Fats From Milk	1 926 826	22 448 500	7 526 581	104 922 131
024	Cheese And Curds	1 864 555	19 561 896	8 314 334	96 722 271
025	Eggs, Birds, And Egg Yolks; Fresh, Dried Or Otherwise Preserved	169 751	1 641 604	1 154 486	9 581 089
034	Fish, Fresh, Chilled Or Frozen	10 953 234	124 500 224	11 077 981	136 956 721
035	Fish, Dried Salted Or In Brine; Smoked Fish	25 971	147 860	204 163	1 477 063
036	Crustaceans, Molluscs, And Aquatic Invertebrates	829 089	12 706 773	3 749 097	71 934 674
037	Fish, Crustaceans, Molluscs, And Other Aquatic Invertebrates; Pre	627 274	8 668 368	1 859 623	24 779 743
041	Wheat And Meslin, Unmilled	557 813 087	7 432 597 586	169 944 539	2 387 262 158
042	Rice	232 421 376	844 163 741	112 537 525	388 178 457
044	Maize, Unmilled	327 671 190	3 253 618 536	75 116 456	810 417 159
045	Cereals, Unmilled	2 647 195	36 514 589	1 469 592	20 030 675
046	Meal And Flour Of Wheat And Flour Of Meslin	9 725 688	197 505 136	3 685 448	74 431 165
047	Other Cereal Meals And Flours	259 959	1 270 583	74 344	508 661
048	Cereal Preparations And Preparations Of Flours/ Starchs Of Fruit	5 288 116	73 762 860	7 911 840	117 248 309
054	Vegetables, Fresh, Chilled, Frozen Or Simply Preserved	74 364 433	873 644 533	47 968 033	616 001 647
056	Vegetables, Roots And Tubers, Prepared Or Preserved Nes	6 961 567	70 560 679	9 469 686	104 316 536
057	Fruit And Nut; Fresh Or Dried	61 467 817	547 441 497	89 821 663	786 888 694
058	Fruits, Preserved And Preparations	2 198 088	29 441 873	3 706 444	41 624 624
059	Fruit And Vegetable Juices	1 973 400	16 856 711	2 850 212	30 187 589
061	Sugar, Molasses, And Honey	112 661 540	3 266 932 901	52 973 755	1 528 547 655
062	Sugar Confectionery	1 349 712	14 035 419	3 599 266	48 281 349
071	Coffee And Coffee Substitutes	1 294 430	33 813 061	6 153 559	141 306 343
072	Cocoa	14 950 499	123 678 537	48 735 627	392 427 223
073	Chocolate And Other Food Preparations Containing Cocoa	1 534 586	16 311 814	6 529 030	76 577 557
074	Tea And Mate	1 306 939	16 556 407	2 925 691	38 176 835
075	Spices	4 648 842	56 676 571	6 024 754	99 416 079
081	Feeding Stuff For Animals	327 919 094	5 361 112 684	185 039 210	3 275 566 596
091	Margarine And Shortening	1 213 095	12 685 646	2 664 452	34 007 388
098	Edible Products And Preparations	17 963 657	223 992 002	71 267 311	809 564 436
111	Non-Alcoholic Beverages, Nes	12 113 917	139 974 961	8 990 618	103 404 619
112	Alcoholic Beverages	316 675	1 716 281	3 041 416	14 127 469
121	Tobacco, Unmanufactured And Refused	4 198 816	95 731 968	28 728 204	569 775 572
122	Tobacco, Manufactured	1 478 778	15 531 512	9 425 324	101 903 819
211	Hides And Skins, Raw	1 068 214	17 853 245	998 641	18 119 493
212	Furskins, Raw	0	2 791	0	954 747
222	Oil Seeds Use For Extraction Ofsoft Fixed Vegetable Oils	188 885 335	2 234 031 504	108 883 043	1 472 453 759
223	Oil Seeds Use For Extraction Of Other Fixed Vegetable Oils	340 524	4 246 318	1 079 859	9 869 560
231	Natural Rubber Latex;Natural Rubber And Similar Natural Gums	2 667 368	28 917 942	3 594 434	48 742 724

I-2 IM POR M ENURUT GOLONGAN BARANG SITC / IM PORT BY SITC COM M ODITY GROUPS

*** DESEM BER / DECEM BER 2014 ***

SITC	Uraian golongan barang Group description	Berat bersih / Net weight (Kg)		Nilai / Value C.I.F. (US\$)	
		Bulan ini	Kumulatif	Bulan ini	Kumulatif
		Current month	Cum. Jan. to date	Current month	Cum. Jan. to date
232	Synthetic Rubber Latex, Synthetic/ Reclaimed Rubber	24 875 635	319 682 071	51 363 428	687 757 357
244	Cork,Natural,Raw And Waste	3 483	65 518	20 739	225 421
245	Fuel Wood And Wood Charcoal	2 000	129 444	1 667	174 672
246	Wood In Chips Or Particles And Waste	58 882	13 836 470	77 022	4 452 625
247	Wood In The Rough Or Roughly Squared	27 438 247	264 488 367	2 447 541	27 425 610
248	Wood,Simply Worked And Railway Sleeper Of Wood	11 725 645	136 500 095	9 080 101	111 704 798
251	Pulp And Waste Paper	308 487 278	3 897 346 960	130 207 573	1 749 473 384
261	Silk	11	1 966	1 705	32 424
263	Cotton	76 771 675	705 563 927	133 449 665	1 402 043 559
264	Jute And Other Textile Bast Fibres	39 602	1 145 934	49 134	1 378 230
265	Vegetable Textile Fibres,Raw Or Processed;Waste Of These Fibres	151 859	2 075 714	318 576	3 181 258
266	Synthetic Fibres Suitable For Spinning	15 920 300	210 317 585	36 091 011	484 656 158
267	Other Man-Made Fibres Suitable For Spinning And Waste	15 687 153	134 055 256	41 553 618	423 742 147
268	Wool And Other Animal Hair	105 594	1 081 554	668 216	10 990 035
269	Old Clothing And Other Old Textile Articles; Rags	5 201	189 834	38 766	176 875
272	Fertilizers, Crude	172 697 733	1 398 331 197	23 921 544	195 659 796
273	Stone, Sand And Gravel	252 342 310	3 110 909 502	11 056 473	140 089 712
274	Sulphur And Unroasted Iron Pyrites	28 638 876	368 602 587	4 780 771	72 635 649
277	Natural Abrasives	3 866 468	21 732 269	1 484 528	9 355 719
278	Other Crude Minerals	376 141 576	3 868 606 963	43 091 507	477 081 251
281	Iron Ore And Concentrates	335 135 535	3 871 226 194	25 490 918	371 127 167
282	Waste And Scrap Metal Of Iron/ Steel	265 173 779	2 136 801 769	90 457 399	808 720 840
283	Copper Ores And Concentrates	13 057 156	23 383 160	22 830 448	46 228 658
284	Nickel Ores And Concentrates	308	8 517	2 673	18 951
285	Aluminium Ores And Concentrates	53 624 922	570 362 474	20 421 658	202 613 822
287	Ores And Concentrates Of Basemetals	14 731 085	80 242 941	3 890 584	31 834 319
288	Non-Ferrous Base Metal Waste And Scraps	4 504 385	60 975 848	13 594 682	147 051 154
289	Ores And Concentrates Of Precious Metals; Waste,Scraps	241	1 850	168 144	450 682
291	Crude Animal Materials	1 214 676	12 942 258	5 799 970	109 205 211
292	Crude Vegetable Materials	1 020 391	14 368 556	7 070 313	107 118 315
321	Coals, Pulverized Or Not	291 185 233	2 272 297 560	32 149 111	296 040 768
322	Briquettes, Lignite And Peat	223 341	3 211 079	81 209	1 040 733
325	Coke And Semi Coke Of Coal/ Lignite/ Peat	67 506 667	265 608 426	12 477 766	62 460 456
333	Petroleum Oil, Crude	1 537 107 486	16 185 859 123	956 622 914	13 072 429 222
334	Petroleum Products, Refined	2 715 775 921	28 024 249 283	2 139 831 117	26 717 295 590
335	Residual Petroleum Products, And Related Materials	149 493 459	1 202 175 359	87 750 372	754 175 576
342	Liquefied Propane And Butane	356 852 599	3 584 233 549	213 929 838	3 016 954 633
343	Natural Gas, Liquefied Or Not	0	223	0	1 843
344	Petroleum Gases And Other Gas	25 281	5 688 471	49 548	8 010 263
345	Coal Gas, Water Gas And Similar Gas	8	5 270	1 123	33 436
351	Electric Currents	1	3 453	19 283	261 904
411	Animal Oils And Fats	1 236 032	10 492 157	2 191 049	21 207 386
421	Fixed Vegetable Fats And Oils Soft,Crude,Refined Or Fractioned	3 792 943	40 671 403	5 634 731	60 967 549
422	Fixed Vegetable Fats And Oils Solid,Crude,Refined Or Fractioned	543 953	5 763 062	1 149 389	11 139 643
431	Animal And Vegetable Oil; Fat Processed And Their Wax	1 896 676	30 329 688	3 182 009	51 128 165
511	Hydrocarbon And Their Halogenated, Nitrated Derivatives	215 474 850	2 425 917 720	228 201 175	3 145 733 837
512	Alcohols,Phenols,Phenol-Alcohols And Their Halogenated	108 927 641	1 287 498 408	100 178 568	1 135 139 618
513	Carboxylic Acids,And Their Anhydrides,Halides,Peroxides	44 386 744	504 537 224	63 069 392	763 306 687
514	Nitrogen-Function Compounds	20 035 747	243 224 981	48 881 137	626 408 854
515	Organo-Inorganic And Heterocyclic Compounds	16 247 482	186 383 943	71 081 119	849 896 257
516	Other Organic Chemicals	8 897 635	138 596 619	21 407 546	330 976 681
522	Inorganic Chemical Elements, Oxides And Halogen Salts	124 392 474	1 506 526 181	64 989 240	879 093 627
523	Metallicsalts And Peroxysalts	195 255 199	1 913 482 923	58 396 228	688 783 899
524	Other Inorganic Chemicals;Chemical Compound Of Precious Meta	3 328 653	36 914 006	2 947 681	36 396 842
525	Radioactive And Associated Materials	20 296	275 380	1 473 097	10 772 631
531	Synthetic Organic; Colouring Matter	5 682 804	80 000 958	34 506 330	491 511 776
532	Dyeing/Tanning Extracts And Synthetic Tanning Materials	718 969	7 816 939	1 769 352	17 618 997
533	Pigments, Paints, Varnishes, And Related Materials	32 686 074	377 972 479	72 711 091	873 076 857
541	Medicinal And Pharmaceutical Products	1 662 627	30 208 002	38 365 314	490 036 152
542	Medicaments, Including Veterinary Medicaments	2 466 576	22 962 689	52 805 589	538 877 721
551	Essential Oils, Perfumes, And Flavour Materials	2 396 655	36 981 059	36 178 365	543 674 168
553	Perfumery, Cosmetics, And Toilet Preparations	5 717 335	67 856 687	43 779 197	483 887 926
554	Soap,Cleansing And Polishing Preparations	10 675 724	146 121 368	26 169 095	355 691 701
562	Fertilizers, Manufactured	670 805 709	6 642 802 791	183 210 807	1 813 308 822

I-2 IM POR M ENURUT GOLONGAN BARANG SITC / IM PORT BY SITC COM M ODITY GROUPS

*** DESEM BER / DECEM BER 2014 ***

SITC	Uraian golongan barang Group description	Berat bersih / Net weight (Kg)		Nilai / Value C.I.F. (US\$)	
		Bulan ini	Kumulatif	Bulan ini	Kumulatif
		Current month	Cum. Jan. to date	Current month	Cum. Jan. to date
571	Polymers Of Ethylene In Primary Forms	85 559 508	883 385 691	137 716 498	1 475 864 858
572	Polimers Of Styrene In Primary Forms	16 585 418	204 940 523	33 900 973	449 488 510
573	Polimers Of Vinyl Chloride In Primary Forms	9 547 744	102 226 255	11 484 055	155 447 678
574	Poliacetals And Polycarbons In Primary Forms	31 617 508	409 861 422	63 095 269	847 741 782
575	Other Plastics In Primary Forms	115 652 017	1 339 724 839	222 687 008	2 684 783 782
579	Waste And Scrap Of Plastics	9 316 306	107 422 849	4 311 312	52 502 570
581	Tubes, Pipes, And Hoses Of Plastics	4 393 556	32 316 538	16 148 604	148 600 525
582	Plates, Sheets, And Film Of Plastics	32 951 457	374 032 330	77 637 864	946 486 254
583	Monofilament And Rod Of Plastics	536 108	6 306 470	1 409 399	19 687 882
591	Disinfectants, Insecticides, And Fungicides Put In Forms	4 581 399	71 982 270	26 581 655	396 134 687
592	Starches, Inulin, And Wheat Glutenal Buminoidal Substances; Glue	88 682 342	675 488 233	65 269 064	669 072 512
593	Explosive And Pyrotechnic Products	1 701 021	25 769 899	13 390 868	113 537 568
597	Additive For Mineral Oils	10 161 180	116 112 839	35 188 250	413 616 201
598	Miscellaneous Chemical Products	57 090 469	535 864 330	122 949 527	1 332 087 402
599	Residual Products Of The Chemical Or Allied Industries, Other Wa	479	635	6 908	12 390
611	Leathers	2 937 259	39 218 314	37 067 289	501 254 240
612	Manufactures And Composition Leathers	25 882	313 576	329 148	4 162 929
613	Furskins, Tanned Or Dressed	29	27 295	518	1 686 802
621	Materials Of Rubber	3 624 854	42 705 505	19 204 852	272 713 175
625	Rubber Tyre, Tyre Cases, Tyre Treads, Inner Tubes, And Tyre Flaps	13 465 376	187 887 508	42 558 826	535 376 839
629	Articles Of Rubbers	6 386 247	54 708 787	38 195 576	440 102 260
633	Cork Manufactures	203 469	851 639	1 775 504	5 005 796
634	Veneers, Plywood, Improved/ Reconstituted Wood Worked	42 892 544	483 451 101	17 615 322	205 603 340
635	Wood Manufactures	1 814 995	19 773 273	2 077 721	33 561 054
641	Papers And Paperboards	47 900 853	598 479 788	66 556 664	849 009 417
642	Paper And Paperboard Cut To Size/ Shape And Article Of Papers	9 007 440	114 569 800	27 151 072	383 934 702
651	Textile Yarns	22 362 723	246 308 736	60 785 616	729 218 363
652	Cotton Fabrics, Woven	7 535 408	92 290 276	81 585 874	992 463 351
653	Fabrics, Woven, Of Man-Made Fibres	14 685 755	154 025 663	122 261 079	1 242 804 482
654	Textile Fabrics, Woven, Other Than Of Cotton Or Man-Made Fibre	724 162	7 800 832	9 327 228	89 777 550
655	Knitted Or Crocheted Fabrics	14 915 171	168 018 236	129 688 439	1 352 122 007
656	Tulle, Lace, Embroidery, Ribbons, Trimmings And Other Small Wares	1 778 085	22 028 711	23 609 450	267 894 341
657	Special Yarns, Textile Fabrics	21 605 238	242 922 982	84 764 313	1 043 426 269
658	Made-Up Articles, Wholly/ Chiefly Of Textile Materials	1 720 825	21 554 949	6 402 691	64 080 456
659	Floor Coverings	798 639	13 203 989	2 324 723	33 899 664
661	Lime, Cement And Fabricated Construction Materials	566 780 370	4 431 770 056	40 488 225	334 935 978
662	Clay And Refractory Construction Materials	124 313 172	1 010 782 837	34 707 596	349 362 254
663	Mineral Manufactures	50 868 535	465 926 361	28 408 338	328 246 407
664	Glass	17 639 876	224 338 284	13 930 163	211 779 408
665	Glassware	11 504 241	146 570 029	10 303 939	137 900 375
666	Pottery	642 682	13 569 617	409 502	6 276 300
667	Pearl, Precious And Semi Precious Stones	18 827	55 013	100 387	2 250 723
671	Pig Iron, Spiegeleisen, Sponge Iron, And Ferro-Alloys	19 261 247	154 682 731	15 546 987	157 626 859
672	Ingots And Other Iron/ Steel In Primary Forms	577 298 966	3 696 812 278	280 550 274	2 001 170 271
673	Flat Rolled Products, Not Clad	268 780 992	2 776 991 894	181 346 721	1 975 729 763
674	Flat Rolled Products, Clad Or Plated	109 869 941	1 057 127 652	99 588 061	1 003 969 476
675	Flat Rolled Products And Alloy Steels	77 085 409	721 433 998	84 760 458	881 966 317
676	Iron/ Steel Bars, Rods, Angels, Shaped And Sections	143 815 673	1 660 603 338	102 521 822	1 310 682 047
677	Rail/ Railway And Tractor Construction Of Iron/ Steel Materials	17 391 130	52 361 215	17 023 643	63 202 186
678	Wire Of Iron/ Steel	21 094 420	205 033 244	19 738 892	233 537 291
679	Tubes, Pipes, Hollow Profile, Pipe Fitting Of Iron/ Steel	74 876 025	887 305 095	159 419 986	1 789 893 621
681	Silver, Platinum, And Other Metal Of The Platinum Groups	37 611	396 880	1 488 044	21 692 687
682	Copper	15 916 851	184 494 787	96 866 674	1 246 167 041
683	Nickel	500 052	3 871 485	8 050 656	55 382 113
684	Aluminium	33 086 852	513 362 896	94 527 097	1 381 837 478
685	Lead	5 913 481	77 485 843	13 970 863	181 879 353
686	Zinc	11 713 315	138 747 735	28 656 287	326 019 221
687	Tin	64 633	996 295	1 327 090	21 206 113
689	Miscellaneous Non-Ferrous Basemetals Employed In Metallurgy	271 051	3 472 983	9 394 324	94 412 819
691	Structures And Parts Of Iron/ Steel Or Aluminium	29 235 758	236 782 388	53 012 460	508 179 705
692	Metal Containers For Storage And Transportations	6 278 787	57 337 502	18 630 117	236 021 677
693	Wire Products And Fencing Grills	7 450 108	81 804 583	13 461 347	154 945 428
694	Nails, Screws, Nuts, Bolts, Rivets Of Iron/ Steel Or Copper	15 581 286	167 330 575	55 556 091	737 249 850
695	Tools For Used In The Hand Or In Machines	6 436 753	56 926 492	42 952 217	412 912 320

I-2 IM POR M ENURUT GOLONGAN BARANG SITC / IM PORT BY SITC COM M ODITY GROUPS

*** DESEM BER / DECEM BER 2014 ***

SITC	Uraian golongan barang Group description	Berat bersih / Net weight (Kg)		Nilai / Value C.I.F. (US\$)	
		Bulan ini	Kumulatif	Bulan ini	Kumulatif
		Current month	Cum. Jan. to date	Current month	Cum. Jan. to date
696	Cutlery	1 196 780	12 538 081	4 810 757	49 856 004
697	Household Equipment Of Base Metals	6 059 836	59 815 353	10 938 333	124 483 660
699	Manufactures Of Base Metals	42 162 241	418 196 423	133 136 858	1 465 725 006
711	Steam And Other Vapour Generating Boilers And Parts	9 969 232	143 686 775	48 049 182	754 674 526
712	Steam Or Other Generating Boilers And Parts	4 075 737	32 438 846	20 086 719	340 259 671
713	Internal Combustion Piston Engines And Parts	17 958 545	183 711 879	109 837 255	1 636 799 737
714	Engines And Motors, Non-Electric And Parts	1 385 619	8 665 211	26 099 463	350 789 541
716	Rotating Electric Plants And Parts	14 636 977	170 527 464	96 184 686	1 331 992 564
718	Other Power Generating Machines And Parts	1 068 304	15 681 198	12 624 712	179 143 674
721	Agricultural Machinery And Parts	2 651 266	38 514 893	16 282 999	237 628 319
722	Tractors	295 770	6 610 797	1 943 247	43 609 584
723	Civil Engineering And Contractor Plants And Equipments/ Parts	20 401 471	305 935 138	123 514 640	1 940 622 876
724	Textile/Leather Machinery And Parts	11 354 231	101 316 429	90 387 053	940 190 742
725	Papermill/Pulpmill Machinery And Paper Cutting Machines	2 721 005	28 625 255	35 891 518	437 959 215
726	Printing/Book Binding Machinery And Parts	2 254 974	23 096 032	59 810 200	741 728 487
727	Food Processing Machines And Parts	5 077 204	67 071 332	41 917 178	554 482 688
728	Other Machines And Equipment Specialized For Particular Industr	24 741 452	277 135 860	201 874 745	2 715 992 968
731	Machine Tools By Removing Metal	2 974 030	35 859 932	30 664 257	525 340 128
733	Machine Tool For Working Metals	3 469 283	61 103 854	24 230 866	500 359 664
735	Parts Of Machine Tools	1 076 078	8 309 259	18 408 306	177 190 338
737	Metalworking Machinery And Parts	5 997 668	58 962 737	36 522 760	429 672 999
741	Heating And Cooling Equipments And Parts	46 320 728	375 300 127	234 703 968	2 211 112 916
742	Pumps For Liquid And Parts	11 895 457	93 917 035	91 749 366	982 271 551
743	Pumps, Compressors, Fans, Blowers, Centrifuges, And Parts	14 503 960	192 215 579	118 654 498	1 626 541 017
744	Mechanical Handling Equipments And Parts	29 749 539	299 901 132	157 157 123	1 531 395 435
745	Other Non-Electical Machinery, Tools, And Mechanical Apparatus	4 504 246	58 162 785	70 952 314	945 391 434
746	Ball Or Roller Bearings	4 348 675	58 341 449	35 144 233	477 882 351
747	Taps, Cocks, And Valves For Pipes	7 111 205	76 161 049	85 156 213	1 016 715 940
748	Transmission Shafts And Cranks	9 417 087	119 372 699	61 853 271	898 423 367
749	Non-Electric Parts And Accessories Of Machineries	4 642 020	49 200 015	58 588 959	670 379 318
751	Office Machines	2 996 800	38 297 621	53 984 860	670 477 481
752	Automatic Data Processing Machines And Their Units	2 461 264	34 226 996	158 702 306	2 107 442 071
759	Parts And Accessories For Machine Of Heading 751 Or 752	1 011 008	11 242 680	20 452 331	387 295 838
761	Television Receivers	708 835	13 925 435	19 030 674	300 985 877
762	Radio Broadcast Receivers	104 212	2 219 455	3 748 341	67 119 603
763	Sound Recorders Or Reproducers	77 629	2 171 288	1 757 303	37 792 749
764	Telecommunication Equipments And Parts	9 239 433	125 966 978	468 810 642	6 604 762 605
771	Electric Power Machinery And Parts	4 791 688	55 118 518	50 593 725	612 150 968
772	Electrical Apparatus For Making And Breaking Electrical Circuits	13 452 169	123 571 378	206 845 148	2 514 651 829
773	Equipment For Distributing Electricity	13 958 331	125 482 920	95 374 318	1 000 179 645
774	Electrical Apparatus For Medical Purposes And Radiological Appar	191 728	1 584 343	20 284 027	124 860 428
775	Household Type, Electrical/Non-Electrical Equipments	9 378 974	106 058 873	40 829 169	488 081 457
776	Thermionic, Cold Cathode, And Photo Cathode Valves/Tubes	1 524 200	23 248 554	149 170 449	2 067 700 799
778	Electrical Machinery And Apparatus	15 633 910	196 243 315	142 257 757	1 942 177 504
781	Passenger Motor Cars	6 746 031	145 956 102	67 986 884	1 567 863 914
782	Motor Vehicle For The Transportation Of Goods	11 865 427	181 742 835	101 755 372	1 607 521 856
783	Road Motor Vehicles	1 334 563	17 278 590	8 457 345	158 899 737
784	Parts And Accessories Of The Motor Vehicles	25 419 372	301 948 430	241 063 183	2 952 709 121
785	Motorcycles, Scooters, And Other Cycles Motorized/Non Motoriz	19 477 985	242 197 733	50 571 679	696 285 402
786	Trailers And Other Vehicles, Not Motorized	2 098 986	30 586 090	5 791 401	93 310 428
791	Railway Vehicles And Associated Equipments	1 055 050	36 812 359	7 564 438	154 652 010
792	Aircraft And Associated Equipments And Parts	97 571	1 513 439	42 800 077	577 600 615
793	Ships, Boats, And Floating Structures	122 667 269	708 568 986	98 388 455	1 212 743 880
811	Prefabricated Buildings	4 491 620	48 414 480	8 900 853	101 328 898
812	Sanitary, Plumbing, Heating, And Lighting Fixtures/Fittings	1 438 857	16 018 346	2 391 062	28 230 866
813	Lighting Fixtures And Fittings	3 527 051	33 459 312	17 416 982	172 424 657
821	Furnitures And Parts	13 505 302	137 784 108	34 872 436	366 553 931
831	Travel Goods	2 740 857	28 627 605	13 338 493	162 184 399
841	Men'S Coats/ Jackets, Not Knitted	317 725	3 987 465	4 470 921	65 840 375
842	Women'S Coats/ Jacket, Not Knitted	455 314	6 733 025	6 322 175	94 704 381
843	Men'S Coats/ Jackets, Knitted	151 976	1 762 683	1 955 471	23 986 188
844	Women'S Coats/ Jackets, Knitted	1 936 728	18 413 849	5 213 557	57 589 245
845	Articles Of Apparel	895 007	23 610 457	11 838 965	147 279 526
846	Clothing Accessories Of Textiles Fabrics	622 320	6 570 211	5 445 178	55 072 593

I-2 IM POR M ENURUT GOLONGAN BARANG SITC / IM PORT BY SITC COM M ODITY GROUPS
***** DESEM BER / DECEM BER 2014 *****

SITC	Uraian golongan barang <i>Group description</i>	Berat bersih / Net weight (Kg)		Nilai / Value C.I.F. (US\$)	
		<i>Bulan ini</i>	<i>Kumulatif</i>	<i>Bulan ini</i>	<i>Kumulatif</i>
		<i>Current month</i>	<i>Cum. Jan. to date</i>	<i>Current month</i>	<i>Cum. Jan. to date</i>
848	Articles Of Apparel And Clothing Accessories Of Other Than Textil	4 066 782	48 678 929	17 036 606	222 705 844
851	Footwears	4 188 625	53 756 815	33 389 571	408 497 326
871	Optical Instrument And Apparatus	148 846	1 550 073	5 218 567	74 234 698
872	Medical Instruments And Appliances	1 962 722	21 734 966	34 008 581	283 176 282
873	Meters And Counters	655 687	8 794 371	15 411 084	187 528 576
874	Measuring, Checking, Analysing, And Controlling Instrument And	4 046 025	37 680 818	99 251 751	1 083 867 575
881	Photographic Apparatus And Equipments	214 673	2 958 202	2 817 862	34 307 623
882	Photographic And Chinematographic Supplies	1 310 479	13 430 589	6 606 535	71 710 533
883	Cinematograph Film, Exposed And Developed	60	1 412	3 590	112 217
884	Optical Goods	383 189	7 795 520	13 792 849	176 452 388
885	Watches And Clocks	538 632	5 556 109	6 960 176	63 384 901
891	Arms And Ammunitions	83 847	4 157 123	22 317 169	472 973 879
892	Printed Matter	1 302 572	18 565 270	18 065 397	257 505 968
893	Article Of Plastics	25 479 131	249 831 476	81 785 616	968 969 652
894	Baby Carriages, Toys, Games, And Sporting Goods	3 591 252	43 071 512	15 435 306	169 446 831
895	Office And Stationery Supplies	3 275 444	33 365 902	10 252 983	110 091 567
896	Works Of Art, Collectors Pieces And Antiques	207 483	626 279	526 134	2 729 452
897	Jewellery, Goldsmith, Silversmith Wares, And Other Articles	342 472	3 363 311	3 882 707	36 701 557
898	Musical Instrument And Parts/ Accessories	1 450 439	19 941 759	45 614 778	343 347 764
899	Other Miscellaneous Manufactured Articles	8 158 534	78 301 475	38 921 556	503 923 560
961	Coin Not Being Legal Tender	2 233	3 548	4 709	13 050
971	Gold, Non-Monetary	622	8 715	2 236 609	25 726 257
TOTAL IM POR		14 230 464 750	147 734 282 044	14 434 506 013	178 178 816 605

I.3. IM POR M ENURUT KOM ODITI / IM PORT BY HS COM M ODITY
 *** DESEM BER / DECEM BER 2014 ***

H S	Uraian Komoditi Commodity Description	Berat Bersih / Net Weight (Kg)		Nilai / Value C.I.F (US\$)	
		Bulan ini Current Month	Kumulatif Cum.Jan. to date	Bulan ini Current Month	Kumulatif Cum.Jan. to date
0102210000	Live cattle, pure-bred breeding animals	0	1 472 535	0	6 901 396
0102291090	Live male cattle, not oxen, other than pure-bred breeding animals	22 287 518	216 096 152	64 547 489	598 293 624
0102299000	Live cattle not male, other than pure-bred breeding animals	4 256 858	29 265 665	11 587 839	76 902 505
0102901000	Other live bovine animal, pure-bred breeding animals	0	814	0	31 585
0102909000	Other live bovine animal, other than pure-bred breeding animals	0	61	0	927
0103100000	Live swine, pure-bred breeding animals	0	62	0	14 592
0105119000	Live fowls spec Gallus domesticus, weight <=185g, oth than breedin	0	302	0	5 140
0106190000	Other live mammals	24 000	24 200	52 270	56 184
0106200000	Live reptiles(including snakes and turtles)	0	1 167	0	9 699
0106330000	Live ostriches; emus(Dromalus novaehollandiae)	0	68	0	481
0106390000	Other live birds	1 651	13 813	18 416	113 503
0106900000	Other live animals	55	761	1 401	25 641
0201200000	Other cuts with bone in of bovine animals, fresh or chilled	487	28 160	4 265	290 779
0201300000	Boneless of bovine animals, fresh orchilled	245 044	4 422 426	1 910 956	28 051 385
0202200000	Other cuts with bone in of bovine animals, frozen	1 749 840	13 144 919	5 138 014	40 123 678
0202300000	Boneless of bovine animals, frozen	4 048 920	57 052 680	20 922 961	278 346 132
0203190000	Other meat of swine, fresh or chilled	0	7	0	209
0203220000	Hams, shoulders and cuts thereof of swine with bone in, frozen	0	8 883	0	51 344
0203290000	Other meat of swine, frozen	44 515	258 532	203 352	1 285 409
0204100000	Carcasses & half-carcasses of lamb, fresh or chilled	19 770	19 770	122 165	122 165
0204220000	Other cuts of sheep, with bone in, fresh or chilled	2 307	49 351	28 517	460 024
0204230000	Boneless meat of sheep, fresh or chilled	386	10 516	9 824	120 249
0204300000	Carcasses and half-carcasses of lamb, frozen	8 989	104 804	60 204	614 259
0204410000	Carcasses and half-carcasses of sheep, frozen	83 383	277 241	429 236	1 367 669
0204420000	Other cuts of sheep with bone in, frozen	77 680	403 331	441 110	2 573 332
0204430000	Boneless meat of sheep, frozen	58 839	247 107	386 173	1 838 340
0204500000	Meat of goats, fresh, chilled or frozen	137 328	818 253	587 596	3 735 409
0205000000	Meat of horses, asses, mules or hinnies, fresh, chilled or frozen	10 640	42 000	15 815	66 726
0206100000	Edible offal of bovine animals, fresh orchilled	1 233	76 831	2 921	222 969
0206210000	Tongue of bovine animals, frozen	1 087 872	8 978 842	3 279 989	27 051 894
0206220000	Livers of bovine animals, frozen	231 923	2 899 653	525 437	5 890 242
0206290000	Other edible offal of bovine animals, frozen	1 864 531	18 328 898	5 384 225	52 570 470
0207149900	Cuts& offal of fowl spc Gallus domstcs, not mechnicly debond/ sepr	0	100	0	1 684
0207420000	Meat and edible offal of ducks, not cutin pieces, frozen	294 298	1 115 302	584 587	2 217 237
0208500000	Meat& edible meat offal of reptile(incl.snake&turtles), fresh, child/:	0	8 000	0	6 000
0208901000	Frogs' legs fresh, chilled or frozen	0	4 210	0	22 103
0208909000	Meat & edible meat offal of other animal fresh, chilled or frozen	22 545	88 231	48 007	206 886
0210992000	Dried pork skin, salted, in brine, dried or smoked	136	136	4 379	4 379
0210999000	Oth meat & edible, incl. frouns & mealssalted, in brine, dried or sm	17 678	99 617	125 152	815 715
0301119100	Koi carp (Cyprinus carpio)	0	529	0	5 719
0301119590	Arowanes, than not red	0	1 385	0	11 039
0301191000	Live marine ornamental fish, fry	0	1 323	0	38 207
0301199000	Live marine ornamental fish, other than fry	0	400	0	5 075
0302110000	Trout, fresh or chilled, excluding fillets, livers and roes	2 112	46 453	21 119	447 152
0302140010	Atlantic salmon, excluding fillets, livers and roes, fresh or chilled	28 315	281 332	250 267	2 458 532
0302430000	Sardines, excl. fillets, livers & roes, fresh or chilled	0	111 754	0	266 320
0302729090	Other catfish, excl. fillets, livers and roes, fresh or chilled	0	122	0	7 538
0302891990	Other marine fish excl. fillets, livers and roes, fresh or chilled	1 866	3 095	9 871	16 641
0303110000	Sockeye salmon, excl. fillets, livers & roes, frozen	0	64 261	0	187 003
0303120000	Oth pacific salmon, excl. fillet, liver and roes, frozen	0	739 925	0	1 686 161
0303130010	Atlantic salmon, excl. fillets, livers and roes, frozen	60 360	618 095	403 812	4 282 125
0303140000	Trout, excl. fillets, livers and roes, frozen	0	48 444	0	385 175
0303190000	Other salmonidae, excl. fillets, livers and roes, frozen	0	1 311	0	15 026
0303240000	Catfish, excl. fillets, livers and roes, frozen	0	18 885	0	33 067
0303310000	Halibut, excl. fillets, livers and roes, frozen	0	22 386	0	105 665
0303330000	Sole, excl. fillets, livers & roes, frozen	0	21 954	0	35 741
0303390000	Oth flat fish, excl. fillets, livers & roes, frozen	0	1	0	317
0303410000	Albacore/longfinned tunas, excl. fillet, livers and roes, frozen	0	69 699	0	162 957
0303420000	Yellowfin tunas, excl. fillet, liver & roes, frozen	99 409	366 298	715 745	2 237 167
0303430000	Skipjack or stripe-bellied bonito, excl. fillets, livers and roes, frozen	0	4 553 733	0	6 414 088
0303440000	Bigeye tunas, excl. fillets, livers and roes, frozen	0	28 890	0	39 720
0303490000	Oth tunas, excl. fillets, livers & roes, frozen	0	125 842	0	248 295
0303530000	Sardines, sardinella, brisling or spartsexcl. fillets, livers and roes, fr	3 124 567	33 597 775	2 118 154	23 134 059
0303540010	Mackerel, excl. fillets, livers and roes, frozen	503 545	7 234 031	774 573	10 992 494

I.3. IM POR M ENURUT KOM ODITI / IM PORT BY HS COM M ODITY
***** DESEM BER / DECEM BER 2014 *****

H S	Uraian Komoditi Commodity Description	Berat Bersih / Net Weight (Kg)		Nilai / Value C.I.F (US\$)	
		Bulan ini Current Month	Kumulatif Cum.Jan. to date	Bulan ini Current Month	Kumulatif Cum.Jan. to date
0303540020	Pacific mackerel, excl.fillet, livers and roes, frozen	5 082 244	59 347 240	4 236 365	51 282 040
0303550000	Jack and horse mackerel, excl.fillet, livers and roes, frozen	0	111 640	0	209 557
0303570000	Swordfish (xiphias gladius), excl.fillet, livers and roes, frozen	53 840	1 769 667	403 800	12 730 699
0303630000	Cod (gadus morhua, ogac, macrocephalu) ,excl.fillet, livers and roe	0	191 145	0	1 916 388
0303660000	Hake, excl.fillet, livers & roes, frozen	0	150 100	0	152 716
0303670000	Alaska Pollack, excl.fillet, livers and roes, frozen	0	111 776	0	162 848
0303690000	Other marine fish, excl.fillet, livers and roes, frozen	25 552	202 206	55 196	475 900
0303810000	Dogfish and other sharks, excl.fillet, livers and roes, frozen	9 018	56 540	11 599	59 781
0303891400	Savalai hairtails, excl.fillet, livers and roes, frozen	0	6 355	0	26 970
0303891510	Indian mackerel, excl.fillet, livers and roes, frozen	853 090	853 090	809 446	809 446
0303891710	Silver pomfrets, excl.fillet, livers and roes, frozen	0	112 056	0	358 581
0303891800	Mangrove red snappers, excl.fillet, livers and roes, frozen	0	37 150	0	129 834
0303891930	Mackerel excl.fillet, livers and roes, frozen	0	82 000	0	82 000
0303891990	Other marine fish, excl.fillet, livers and roes, frozen	500 736	1 901 467	425 829	2 142 964
0303892900	Other fish, not marine fish, excl.fillet, livers and roes, frozen	433 881	8 307 984	417 480	8 146 771
0303902000	Roes of fish, frozen	547	5 151	2 895	57 136
0304310000	Tilapia fillets (whether or not minced), fresh or chilled	0	7	0	148
0304410000	Fillet of Pacific, Atlantic and Danube salmon, fresh or chilled	0	1 226	0	8 865
0304520000	Salmonidae meat (whether or not minced), fresh or chilled	0	902	0	28 030
0304630000	Nile perch fillets, frozen	0	3	0	58
0304710000	Cod fillets, frozen	0	10	0	240
0304790000	Other fish fillets of family bregmacerotidae, etc., frozen	0	1 060	0	6 246
0304810010	Frozen fillets of red salmon	0	80	0	2 492
0304830000	Frozen fillets of flat fish	0	244 220	0	305 358
0304870000	Frozen fillets of tunas, skipjack or stripe-bellied bonito	23 631	309 082	48 991	912 059
0304890000	Frozen fillets of other fish	23 766	91 842	244 983	630 635
0304910000	Swordfish (xiphias gladius) meat (whether or not minced), frozen	0	6 681	0	27 987
0304990010	Meat of tuna loin and skipjack, (whether or not minced), frozen	0	70 223	0	276 401
0304990090	Meat of other fish, (whether or not minced), frozen	126 755	2 571 398	127 856	2 799 288
0305100000	Flours, meals, and pellets of fish, fit for human consumption	3 373	19 098	52 373	344 257
0305209000	Livers & roes of fish, oth than freshwater fish, dried, smoked, salted	0	2 838	0	13 760
0305399000	Fish fillets, dried, salted, but not smoked	0	1 379	0	56 950
0305410000	Pacific salmon, smoked, incl.fillet, other than edible fish offal	63	478	1 354	10 790
0305440010	Eels, smoked, incl.fillet, other than edible fish offal	210	10 608	1 111	63 554
0305490000	Other fish, smoked, incl.fillet, other than edible fish offal	95	95	2 138	2 138
0305620000	Cod, salted but not dried/smoked & in brine, other than edible fish	0	1 815	0	23 333
0305691010	Mackerel, salted but not dried/smoked & in brine, other than edible	18	1 027	395	4 156
0305699000	Fish, not marine fish, salted, not dry/smoked & in brine, not edible fish	0	4 313	0	14 044
0305710000	Shark fins, fit for human consumption	6 374	24 366	8 197	240 602
0305721000	Fish maws, fit for human consumption	15 838	81 428	138 595	691 505
0305790090	Other edible fish offal, fit for human consumption	0	415	0	11 974
0306110000	Rock lobsters and other sea crawfish, frozen, fit for human consumption	44 500	551 968	285 042	4 162 325
0306120000	Lobsters, frozen, fit for human consumption	24	17 306	897	235 065
0306141000	Soft shell crabs, frozen, fit for human consumption	7 859	78 805	73 406	819 304
0306149000	Other crabs, frozen, fit for human consumption	354 147	4 589 484	2 315 624	44 620 952
0306160000	Cold water shrimps and prawns, frozen, fit for human consumption	21 000	1 171 360	110 732	5 609 993
0306171020	Giant tiger prawns headless, frozen, fit for human consumption	36 629	98 043	381 102	1 035 060
0306171090	Other giant tiger prawns, frozen, fit for human consumption	0	89 341	0	817 170
0306172020	Whiteleg shrimps headless with tail, frozen, fit for human consumption	0	14 750	0	213 450
0306172030	Whiteleg shrimps headless without tail, frozen, fit for human consumption	0	3 050	0	43 292
0306172090	Other whiteleg shrimps, frozen, fit for human consumption	0	139 736	0	1 877 473
0306179000	Other shrimps and prawns, frozen, fit for human consumption	0	109 224	0	1 090 109
0306222000	Lobsters (homarus spp), other than breeder, live	1 098	5 480	21 917	127 202
0306241000	Crabs, live	46	275	1 678	6 632
0306242000	Crabs, fresh or chilled	0	12 963	0	284 148
0306249100	Crabs, dried, in airtight container, not frozen	0	820	0	1 230
0306249990	Crabs, dried, not boiled, not in airtight container, not frozen	0	5 110	0	70 913
0306272200	Whiteleg shrimps, other than breeder, live	0	153 426	0	2 097 000
0306272900	Other shrimps and prawns, other than breeder, live	0	73	0	986
0306299100	Crustaceans, flours, meal and pellets in airtight containers	772	5 569	11 340	83 391
0306299900	Crustaceans, flours, meal and pellets, in other than airtight containers	0	12 217	0	278 623
0307191000	Oysters, frozen	616	49 010	3 258	246 246
0307211000	Scallops, live	0	37	0	384
0307291000	Scallops, frozen	138	949 083	728	2 601 748

I.3. IM POR M ENURUT KOM ODITI / IM PORT BY HS COM M ODITY
***** DESEM BER / DECEM BER 2014 *****

H S	Uraian Komoditi Commodity Description	Berat Bersih / Net Weight (Kg)		Nilai / Value C.I.F (US\$)	
		Bulan ini Current Month	Kumulatif Cum.Jan. to date	Bulan ini Current Month	Kumulatif Cum.Jan. to date
0307292000	Scallops, dried, salted or in brine,smoked	0	2	0	67
0307391000	Mussels, frozen	9 000	17 916	61 650	88 397
0307392000	Mussels, dried, salted or in brine,smoked	0	9 900	0	33 165
0307491000	Cuttle fish and squid, frozen	147 037	3 665 788	150 702	3 764 957
0307512000	Octopus, fresh or chilled	0	2 353	0	12 000
0307591000	Octopus, frozen	205 815	910 787	328 858	1 603 264
0307791000	Clams, cockles and ark shells; frozen	0	40 477	0	95 007
0307991000	Oth molluscs;incl flours, meals& pellets,for human consumption, fr	408	1 294	2 163	7 047
0308303000	Jellyfish (Rhopilema spp.), frozen	0	882	0	4 500
0308901000	Oth aquatic invertebrates oth thancrustaceans and molluscs, live	0	244	0	3 574
0401101000	Milk&cream of a fat <=1%, not addedsugar/sweet,not concentrate	0	97 756	0	97 698
0401109000	Milk&cream of a fat <=1%, not addedsugar/sweet, not in liquid for	214	2 507	2 048	19 423
0401201000	Milk&cream of 1%?a fat_6%, not addedsugar/sweet,not concentr	0	233 463	0	245 223
0401209000	Milk&cream of 1%?a fat_6%, not added sugar/oth sweet, not in lic	0	3 260	0	14 091
0401401000	Milk&cream of 6%?a fat_10%, not addedsugar/sweet,not concent	20 150	140 994	20 352	142 420
0401409000	Milk&cream of 6%?a fat_10%, not addedsugar/sweet, in other for	349 780	2 145 031	1 018 314	6 563 786
0401501000	Milk and cream of a fat >10%, not addedsugar/sweet,not concentr	37 962	687 579	90 638	1 675 442
0401509000	Milk and cream of a fat >10%, not addedsugar/sweet, not in liquid	339 009	1 785 914	918 197	5 405 847
0402104100	Milk&cream of fat_1,5%,in solid form, noadded sugar/sweet, cont	11 944 270	129 372 725	44 378 935	580 008 002
0402104900	Milk&cream of fat_1,5%,in solid form, noadded sugar/sweet, cont	225 000	1 700 200	636 183	6 961 433
0402109100	Milk&cream of fat_1,5%,in solid form,added sugar/sweet, contain	649 225	14 319 400	2 561 192	60 168 672
0402109900	Milk&cream of fat_1,5%,in solid form,added sugar/sweet, contain	63 414	383 459	349 773	2 091 761
0402212000	Milk&cream fat >1,5%,in solid form, notadded sugar/sweet, conta	4 327 525	35 982 769	13 718 174	161 344 151
0402219000	Milk&cream fat >1,5%,in solid form, notadded sugar/sweet, conta	210 625	10 576 628	781 290	53 849 148
0402292000	Milk&cream of fat >1,5%,in solid form,added sugar/sweet, contain v	0	32 000	0	123 200
0402299000	Milk&cream fat >1,5%,in solid form,added sugar/sweet, contain v	43 318	3 070 892	320 811	22 784 591
0402910000	Other milk&cream, not containing addedsugar/other sweetening	29 850	203 465	74 394	802 571
0402990000	Other milk&cream, containing addedsugar/other sweetening	1 597 499	8 293 036	1 812 235	8 713 673
0403102000	Yoghurt in liquid form,whether/ notcondensed,contain flavour/not	132	822	7 853	36 719
0403109000	Yoghurt in not liquid form, containfruits,nuts, cocoa, flavour/not	160	46 770	1 766	201 590
0403901000	Burdmilk, concentrated/add sugar/sweetcontaining fruits,nuts, c	117 875	4 136 385	377 119	17 251 011
0403909000	Curdled milk&cream,kephir&oth fermented/ acidified milk&cream	6 845	49 803	42 433	279 285
0404100000	Whey&modified whey, whether/notconcentrated/added sugar/sw	10 322 112	99 924 576	20 515 410	212 802 903
0404900000	Products consist natural milk;whether/not added sugar/sweet, n.e	308 320	3 227 520	1 433 163	13 674 633
0405100000	Butter	1 241 765	14 399 526	4 398 586	60 869 785
0405200000	Dairy spreads	23 560	62 510	117 800	312 550
0405901000	Anhydrous butterfat	661 501	7 793 913	3 010 195	42 601 979
0405902000	Butter oil	0	157 000	0	961 580
0405909000	Other fats and oils derived from milk	0	35 551	0	176 237
0406101000	Fresh (unripened or uncured) cheese,including whey cheese	724 730	8 132 387	2 801 261	35 819 856
0406201000	Grated/powdered cheese,of all kinds,in packages of a gross weight	19 368	346 860	96 292	2 611 677
0406209000	Grated/powdered cheese,of all kinds,in packages of a gross weight	31 509	1 532 678	302 893	7 904 067
0406300000	Processed cheese,not grated or powdered	349 119	3 739 191	1 956 478	20 986 301
0406900000	Other cheese	739 829	5 810 780	3 157 410	29 400 370
0408110000	Egg yolks, whether/ not containing addedsugar/oth sweetening, d	12 550	366 247	59 613	1 773 768
0408190000	Egg yolks, whether/ not containing addedsugar/oth sweetening, ot	0	54 187	0	137 528
0408910000	Birds' eggs, not in shell, whether/notcontaining added sugar/swee	129 200	1 080 068	744 325	6 217 413
0409000000	Natural honey	238 834	2 243 474	756 863	8 851 165
0410001000	Birds' nests, edible	0	60	0	18 837
0410009000	Other edible products of animal origin,not elsewhere specified or i	0	5 830	0	322 839
0501000000	Human hair, unworked, whether or notwashed or scoured; waste	6 720	145 568	2 046 240	27 561 736
0502100000	Pigs', hogs' & boars' bristles and hair and waste thereof	0	57 664	0	170 408
0502900000	Badger hair and other brush making hairand waste thereof	72 778	981 758	410 165	6 232 602
0505101000	Duck feathers and down, of a kind usedfor stuffing	15 597	754 073	625 314	48 474 159
0505109000	Feathers and down other than duck,of a kind used for stuffing	2 697	58 595	285 454	5 088 682
0505901000	Duck feathers and down, used other thanfor stuffing	4 073	110 918	52 579	3 813 194
0505909000	Other skins&parts of birds; powder&waste of feather, used oth th	27 135	1 194 720	116 681	1 612 427
0506100000	Ossein and bones treated with acid	0	2	0	337
0506900000	Other bones & horn-cores, degelatinised; powder and waste of the	1	2	1	3
0507109000	Ivory oth than Rhinoceros horns;ivory powder and waste thereof	0	161	0	460
0507901000	Horns,antlers,hooves,nails,claws&beaks,unworked/ simply prepare	0	569	0	1 379
0508002000	Shells of molluscs, crustaceans/ echinoderms,unworked/ simply pre	6 500	91 228	16 331	334 940
0508009000	Cuttle-bone,unworked/ simply preparednot cut to shape,powder&	59 700	201 719	22 182	69 076
0511100000	Bovine semen	61	233	66 304	169 435

I.3. IM POR M ENURUT KOM ODITI / IM PORT BY HS COM M ODITY
***** DESEMBER / DECEMBER 2014 *****

H S	Uraian Komoditi Commodity Description	Berat Bersih / Net Weight (Kg)		Nilai / Value C.I.F (US\$)	
		Bulan ini Current Month	Kumulatif Cum.Jan. to date	Bulan ini Current Month	Kumulatif Cum.Jan. to date
0511910030	Artemia egg (brine shrimp egg)	29 744	125 303	1 122 170	5 638 833
0511910040	Fish skin	0	6 038	0	49 444
0511910090	Oth product of fish or crustaceans,molluscs or oth.aquatic invertal	68 200	540 351	34 000	419 395
0511993000	Natural sponges	0	212	0	18 448
0511999000	Other animal products not elsewherespecified or included	921 470	8 673 144	1 002 549	9 550 253
0601100000	Bulbs, tubers, tuberous roots, corms,crowns & rhizomes, dormant	3 790	45 634	5 980	148 375
0601209000	Bulbs,tubers,tuberous roots, corms,crowns & rhizomes, in growth/	0	106 304	0	328 344
0602102000	Unrooted cuttings and slips of rubbertrees	0	97	0	541
0602109000	Unrooted cutting and slips of oth plants	0	1 030	0	3 484
0602902000	Orchid seedlings	0	7 783	0	110 442
0602909000	Other live plants (incl their roots),cuttings&slips; mushroom spaw	55 915	663 414	138 557	1 050 675
0603140000	Chrysanthemums, fresh flowers of a kindsuitable for bouquets/orr	0	240	0	6 161
0603190000	Other fresh flowers of a kind suitable for bouquets/ornamental pu	319	5 750	10 064	118 666
0603900000	Cut flowers&flower cuds for bouquets/ornamental,dried,dyed,ble	0	4 812	0	21 247
0604201000	Mosses and lichens, of a kind suitablefor bouquets/ornamental, fr	0	62 730	0	296 932
0604209000	Foliage,branches&oth parts of plants,grasses,for bouquets/ornam	0	3 005	0	6 128
0604901000	Mosses&lichens, for bouquets/ ornamental, oth than fresh	8 280	19 780	8 280	52 530
0604909000	Foliage,branches&oth part plant,grasses,for bouquets/ ornamental	0	43 179	0	70 980
0701100000	Potatoes seed, fresh or chilled	0	2 084 450	0	2 048 782
0701900000	Potatoes, other than seed , fresh orchilled	7 159 440	40 007 489	3 118 841	21 757 347
0702000000	Tomatoes, fresh or chilled	6 358	53 215	28 989	228 745
0703101900	Onions,oth.than bulbs for propagation,fresh or chilled	7 945 925	69 981 870	3 895 047	36 179 887
0703102100	Shallots bulbs for propagation, fresh or chilled	0	2 248 105	0	1 109 528
0703102900	Shallots,oth than bulbs for propagation, fresh/ chilled	8 460 400	72 655 024	2 717 730	27 198 996
0703209000	Garlic,oth than bulbs for propagation,fresh/chilled	40 261 930	491 103 090	28 340 959	349 577 776
0703909000	Leeks&oth alliaceous vegetables,oth than bulbs for propagation, fr	278	62 330	946	124 482
0704101000	Cauliflowers, fresh or chilled	37 542	330 466	58 044	519 192
0704102000	Headed broccoli, fresh or chilled	80 182	891 295	140 232	1 456 832
0704200000	Brussels sprouts, fresh or chilled	165	1 095	751	5 045
0704901100	Cabbages, round (drumhead), fresh orchilled	88 664	1 239 503	37 551	757 109
0704901900	Cabbages, oth than round (drumhead),fresh or chilled	455	502 134	2 072	449 852
0704909000	Kohlrabi, kale and similar ediblebrassicas, fresh or chilled	118 310	1 584 252	223 275	2 662 142
0705110000	Cabbage lettuce (head lettuce), fresh or chilled	3 223	36 381	5 840	59 850
0705190000	Other lettuce, fresh or chilled	11 411	115 397	29 893	278 438
0706101000	Carrots, fresh or chilled	4 852 421	41 526 990	5 333 954	41 322 413
0706102000	Turnips, fresh or chilled	1 867	7 657	1 890	11 242
0706900000	Salad beetroot,salsify,celeriac,radishes & similar edible roots,fresh	39	68 132	177	82 282
0707000000	Cucumbers and gherkins, fresh/chilled	140	1 321	637	6 037
0708100000	Peas (Pisum sativum), shelled/ unshelled, fresh/ chilled	638 146	5 557 480	278 617	2 454 807
0708900000	Other leguminous vegetables, shelled/ unshelled, fresh or chilled	13 694	63 736	28 100	126 634
0709400000	Celery oth than celeriac,fresh/ chilled	18 274	198 184	39 529	428 797
0709510000	Mushrooms of the genus Agaricus, freshor chilled	8 190	28 974	39 525	87 901
0709591000	Truffles, fresh or chilled	0	80 367	0	169 759
0709599000	Oth mushrooms, fresh or chilled	129 925	1 318 017	290 132	3 114 755
0709601000	Chillies (fruits of genus Capsicum),fresh or chilled	14 793	29 500	31 708	56 644
0709700000	Spinach, New Zealand spinach & orachespinach (garden spinach), f	8 511	81 502	15 494	141 967
0709930000	Pumpkins,aquash&gourds (Cucurbita spp.), fresh or chilled	1 000	1 100	10 200	11 670
0709990000	Other vegetables, fresh or chilled	20 848	214 156	38 249	373 771
0710100000	Potatoes (uncooked or steamed/boiledcooked), frozen	0	54 007	0	17 919
0710210000	Peas (Pisum sativum), shelled/ unshelled,uncooked or steamed/bo	62 241	821 707	89 034	1 070 458
0710220000	Beans (Vigna spp,Phaseolus spp), shelled/ unshelled,uncooked/ste	1 128	6 943	5 156	32 476
0710290000	Other leguminous vegetables, shelled/ unshelled, uncooked/ steam	0	2 628	0	8 333
0710300000	Spinach,New Zealand spinach and orachespinach (garden spinach)	5 792	46 828	15 915	131 014
0710400000	Sweet corn, uncooked/steamed/boiled,frozen	41 631	1 021 433	62 975	1 577 569
0710800000	Other vegetables,uncooked/ steamed/ boiled, frozen	9 296	120 268	19 033	202 580
0710900000	Mixtures of vegetables,uncooked/steamed/boiled, frozen	60 270	1 040 220	69 166	1 114 413
0711209000	Olives, provisionally preserved in otherpreservative solutions	0	17 845	0	41 309
0711401000	Cucumber&gherkins, provisionally preserved by sulphur dioxide ga	0	4 457	0	5 800
0711901000	Sweet corn, provisionally preserved	0	7	0	105
0711902000	Chillies (fruits of genus Capsicum),provisionally preserved	378 291	5 126 080	438 023	5 756 886
0711903900	Capers, provisionally preserved in other preservative solutions	0	2 549	0	8 638
0711909000	Other vegetables,provisionally preservedoth than by sulphur dioxi	0	182 438	0	122 826
0712200000	Onios, dried, whole, cut, sliced ,broken/in powder, but not further	264 538	3 696 192	910 238	11 579 840
0712310000	Mushrooms of genus Agaricus,dried,whole,broken/powder,but no	0	12 416	0	50 008

I.3. IM POR M ENURUT KOM ODITI / IM PORT BY HS COM M ODITY
***** DESEM BER / DECEM BER 2014 *****

H S	Uraian Komoditi Commodity Description	Berat Bersih / Net Weight (Kg)		Nilai / Value C.I.F (US\$)	
		Bulan ini Current Month	Kumulatif Cum.Jan. to date	Bulan ini Current Month	Kumulatif Cum.Jan. to date
0712320000	Wood ears (Auricularia spp),dried,whole,broken/powder, but not f	60 740	508 026	87 952	673 784
0712330000	Jelly fungi ,dried,whole,cut, broken/in powder,but not further pre	26 422	87 824	37 457	128 826
0712391000	Truffles,dried,whole,cut,sliced,broken/in powder,but not further p	0	99 171	0	237 115
0712392000	Shiitake(dong-gu),dried,whole,cut,slice,broken/powder, but not fu	5 531	61 114	7 180	78 222
0712399000	Other mushrooms,dried,whole,cut,slice,broken/powder,but not fu	57 979	389 405	128 220	790 301
0712901000	Garlic,dried,whole,cut,sliced,broken/in powder,but not further pre	295 233	3 527 676	361 080	5 322 440
0712909000	Oth vegetables/ mix of vegetables,dried,whole,broken/powd,but n	145 503	3 651 648	392 464	10 003 745
0713109000	Peas (pisum sativum),dried,shelled,wheth/ not skinned/split, oth th	1 742 236	15 477 415	767 875	6 642 289
0713209000	Chickpeas(garbanzos),dried,shelled,whether/ not skinned, oth thar	0	312 014	0	388 710
0713319000	Beans (Vigna mungo hepper/ Vigna radiatawilczek),dried,shelled,ot	1 647 956	83 102 447	1 317 805	80 683 899
0713329000	Small red(Adzuki) beans dried,shelled,whether/ not skinned, oth th	25 161	905 420	17 063	287 068
0713339000	Kidney beans,incl white pea beans,dried,shelled, oth than for sowi	0	2 895 385	0	1 622 364
0713359000	Cow peas,dried,shelled,whether/ notskinned/ split, oth than for sov	100 000	2 787 900	41 000	1 665 746
0713399000	Oth beans, dried, shelled, whether/ notskinned/ split, oth than for s	0	3 700 466	0	2 759 194
0713409000	Lentils, dried, shelled, whether/ notskinned/ split, oth than for sowi	287	4 445	1 701	14 127
0713509000	Broad beans& horse beans,dried,shelled,whether/ not skinned, oth	46 000	17 476 350	37 950	12 252 177
0713909000	Oth dried leguminous vegetables,shelled,whether/ not skinned, otl	318 968	5 454 220	310 066	5 348 484
0714201000	Sweet potatoes, frozen	0	22 876	0	40 336
0714309000	Yams (Dioscorea spp.), not frozen	0	540	0	977
0714901900	Sago pith, not frozen	9 268	24 730	1 478	13 828
0714909900	Arrowroot,salep,Jerusalem artichokes,root w/ high starch/inulin, r	32 777	277 685	64 607	546 526
0801110000	Coconuts, desiccated, dried	0	148 583	0	506 928
0801190000	Coconuts,oth than desiccated&in the inershell, fresh/ dried, wheth	69 156	631 706	68 104	557 666
0801220000	Brazil nuts, shelled, fresh or dried	0	1 824	0	10 206
0801310000	Cashew nuts, in shell, fresh or dried	0	34 920	0	36 666
0801320000	Cashew nuts, shelled, fresh or dried	142 703	1 002 577	894 769	4 739 972
0802110000	Almonds, in shell, fresh or dried	0	91 560	0	514 567
0802120000	Almonds, shelled, fresh or dried	116 037	1 028 950	1 085 605	8 721 404
0802220000	Hazelnut/filberts, shelled, fresh/dried	1 000	7 460	16 500	60 028
0802320000	Walnuts, shelled, fresh or dried	12 375	60 292	136 410	652 479
0802410000	Chestnuts (Castanea spp.), in shell,fresh or dried	12 296	104 269	18 802	200 195
0802420000	Chestnuts (Castanea spp.), shelled,fresh or dried	0	11 103	0	21 536
0802510000	Pictachios, in shell, fresh or dried	0	113 500	0	77 365
0802520000	Pictachios, shelled, fresh or dried	10 572	39 381	36 410	118 514
0802610000	Macadamia nuts, in shell, fresh or dried	0	998	0	15 792
0802620000	Macadamia nuts, shelled, fresh or dried	0	9 650	0	152 740
0802800000	Areca nuts, whether/ not shelled/peeled,fresh or dried	0	5	0	15
0802900000	Other nuts, whether/ not shelled/peeled,fresh or dried	0	65 017	0	123 274
0803900000	Bananas, oth than plantains,fresh or dried	0	542 111	0	260 954
0804100000	Dates, fresh or dried	832 000	30 530 938	846 550	37 169 681
0804200000	Figs, fresh or dried	0	3 598	0	11 024
0804300000	Pineapples, fresh or dried	0	1	0	12
0804400000	Avocados, fresh or dried	253	1 655	1 154	7 665
0804501000	Guavas, fresh or dried	0	133	0	270
0804502000	Mangoes, fresh or dried	0	233 466	0	582 069
0805101000	Oranges, fresh	915 486	17 048 417	809 497	19 289 160
0805200000	Mandarin,clementines,wilking& similarcitrus hybrids, fresh/dried	24 346 177	116 412 925	29 360 032	142 690 145
0805400000	Grapefruit, including pomelos, fresh ordried	33 362	184 375	36 698	198 100
0805500000	Lemons and limes, fresh or dried	1 005 692	5 538 861	2 651 414	13 308 734
0806100000	Grapes, fresh	4 183 754	51 294 564	14 773 195	150 650 429
0806200000	Grapes, dried	147 990	1 806 141	316 983	4 125 961
0807110000	Watermelons, fresh	0	2 233	0	3 770
0807190000	Other melons, fresh	0	15 833	0	9 800
0808100000	Apples, fresh	19 424 681	139 920 745	27 881 721	200 243 139
0808300000	Pears, fresh	6 892 428	85 654 613	6 217 752	78 628 259
0809100000	Apricots, fresh	0	9 146	0	19 543
0809210000	Sour cherries (prunus cerasus), fresh	0	2 151	0	13 792
0809290000	Oth cherries, fresh	115	4 758	225	32 958
0809300000	Peaches, including nectarines, fresh	383	29 683	750	49 424
0809401000	Plums, fresh	733	36 494	1 197	77 558
0810100000	Strawberries, fresh	0	31 063	0	98 322
0810200000	Raspberries, blackberries, mulberries,loganberries, fresh	635	21 264	4 500	135 225
0810300000	Black, white or red currants andgooseberries,fresh	0	16 215	0	68 388
0810400000	Cranberries, bilberries & other fruitsof the genus vaccinium, fresh	4 567	80 008	30 459	564 863

I.3. IM POR M ENURUT KOM ODITI / IM PORT BY HS COM M ODITY
***** DESEM BER / DECEM BER 2014 *****

H S	Uraian Komoditi Commodity Description	Berat Bersih / Net Weight (Kg)		Nilai / Value C.I.F (US\$)	
		Bulan ini Current Month	Kumulatif Cum..Jan. to date	Bulan ini Current Month	Kumulatif Cum..Jan. to date
0810500000	Kiwi fruit, fresh	350 387	3 439 102	783 255	9 141 189
0810600000	Durians, fresh	0	7 506 900	0	11 427 181
0810700000	Persimmons, fresh	47 887	90 604	81 455	156 875
0810901000	Longans (including mata kucing), fresh	2 825 604	72 036 158	3 606 539	90 230 031
0810902000	Lychees, fresh	0	379 836	0	428 122
0810906000	Tamarinds, fresh	22 666	240 415	34 173	348 494
0810909200	Dragon fruit, fresh	43 101	8 863 180	57 064	7 987 502
0810909300	Sapodilla (ciku fruit), fresh	0	1 800	0	1 530
0810909900	Other fruit, fresh	21 100	417 392	58 292	668 195
0811100000	Strawberries, uncooked/steamed/boiled,frozen, whether/not add	50 000	705 268	95 625	1 453 144
0811200000	Raspberries,blackberries,mulberries,loganberries,currants,gooseb	7 337	64 229	36 420	268 782
0811900000	Other fruit&nuts,uncooked/steamed/boiled,frozen, whether/not a	5 045	126 203	24 297	371 707
0812100000	Cherries, provisionally preserved,not for immediate consumption	0	19 893	0	82 586
0812909000	Oth fruit&nuts,provisionally preserved,not for immediate consumj	0	45 539	0	166 467
0813100000	Apricots, dried	0	1 613	0	8 650
0813200000	Prunes, dried	0	30 939	0	76 960
0813300000	Apples, dried	1 764	3 038	4 896	10 637
0813401000	Longans, dried	1 250	3 750	2 613	4 460
0813402000	Tamarinds, dried	0	389 619	0	228 193
0813409000	Other fruit,oth than heading 08.01 to08.06, dried	235	639 571	1 395	905 049
0813502000	Mixture of nuts/dried fruits of whichoth nuts predominate by weig	0	587 124	0	474 786
0813503000	Mixture of nuts/dried fruits of whichdates predominate by weight	1 428	37 270	3 254	42 248
0814000000	Peel of citrus fruit/ melons,watermelons,fresh,frzn,dried/provision	0	34	0	4 230
0901111000	Arabica WIB/robusta OIB, not roasted,not decaffeinated	152 970	18 213 106	692 176	40 905 264
0901119000	Coffee oth than Arabica WIB/robusta OIB,not roasted,not decaffei	79 077	358 877	15 495	379 013
0901129000	Coffee oth than Arabica WIB/robusta OIB,not roasted, decaffeinat	0	163	0	2 598
0901211000	Coffee, roasted, not decaffeinated,unground	26 471	466 089	274 447	4 587 497
0901212000	Coffee, roasted, not decaffeinated,ground	3 275	67 009	48 679	820 646
0901221000	Coffee, roasted, decaffeinated,unground	0	3 052	0	40 457
0901222000	Coffee, roasted, decaffeinated, ground	18	2 520	864	32 294
0901902000	Coffee substitutes containing coffee	0	1	0	15
0902101000	Green tea leaves (not fermented), inpackings _ 3 kg	192	2 900	11 367	91 206
0902109000	Green tea, oth than leaves, (notfermented), in packing _ 3 kg	5 883	65 907	20 150	205 073
0902201000	Green tea leaves (not fermented),in packing > 3 kg	347 782	1 311 178	394 413	1 704 119
0902209000	Green tea, oth than leaves (notfermented), in packing > 3 kg	111 452	481 184	233 858	1 961 392
0902301000	Black tea (fermented) & partly fermented tea, leaves, in packing _	5 289	57 045	29 955	256 650
0902309000	Black tea (fermented) & partly fermented tea,oth than leaves, in p	8 240	77 022	294 122	2 368 600
0902401000	Black tea (fermented) & partly fermented tea, leaves, in packing >	78 451	1 402 809	94 093	1 292 875
0902409000	Black tea (fermented) & partly permented tea, oth than leaves, in	660 376	11 264 268	1 423 978	16 550 326
0904111000	White pepper, neither crushed nor ground	0	68 000	0	681 530
0904112000	Black pepper, neither crushed nor ground	125 048	5 881 126	1 193 392	47 848 897
0904119000	Other pepper, neither crushed nor ground	61	2 873	1 193	42 118
0904121000	White pepper, crushed or ground	0	5 179	0	74 702
0904122000	Black pepper, crushed or ground	872	64 819	7 478	190 076
0904129000	Other pepper, crushed or ground	180	6 953	1 236	73 235
0904211000	Chillies (fruits of the genus Capsicum),dried, neither crushed nor g	1 901 282	18 254 696	2 246 518	21 556 909
0904219000	Oth fruits of genus Capsicum/ Pimenta,dried,neither crushed nor g	0	327 161	0	389 941
0904221000	Chillies (fruits of the genus Capsicum),dried, crushed/ground	64 101	2 609 961	116 561	3 205 262
0904229000	Oth fruits of genus Capsicum/ Pimenta,dried, crushed/ground	76 386	880 865	220 128	2 140 910
0905100000	Vanilla, neither crushed nor ground	0	38 375	0	2 778 109
0905200000	Vanilla, crushed or ground	0	27 616	0	39 399
0906110000	Cinnamon (Cinnamomum zeylanicum blume),neither crushed nor	100	100	648	648
0906190000	Cinnamon-tree flowers, neither crushednor ground	6 700	23 701	170 515	369 687
0906200000	Cinnamon and cinnamon-tree flowers,crushed or ground	150	122 118	771	331 961
0908110000	Nutmeg, neither crushed nor ground	19 000	43 632	230 450	469 170
0908120000	Nutmeg, crushed or ground	2 700	29 255	4 050	149 644
0908210000	Mace, neither crushed nor ground	960	960	7 056	7 056
0908310000	Cardamoms, neither crushed nor ground	0	14 001	0	56 182
0908320000	Cardamoms, crushed or ground	0	8 694	0	28 885
0909210000	Seeds of coriander, neither crushed norground	1 357 967	19 882 846	848 585	10 727 322
0909220000	Seeds of coriander, crushed or ground	4 050	156 154	1 423	108 652
0909310000	Seeds of cumin, neither crushed norground	253 666	2 777 431	240 064	2 900 634
0909320000	Seeds of cumin, crushed or ground	0	9 140	0	57 650
0909611000	Seeds of anise, neither crushed norground	123 378	951 878	136 819	691 292

I.3. IM POR M ENURUT KOM ODITI / IM PORT BY HS COM M ODITY
***** DESEM BER / DECEM BER 2014 *****

H S	Uraian Komoditi Commodity Description	Berat Bersih / Net Weight (Kg)		Nilai / Value C.I.F (US\$)	
		Bulan ini Current Month	Kumulatif Cum.Jan. to date	Bulan ini Current Month	Kumulatif Cum.Jan. to date
0909613000	Seeds of caraway, neither crushed nor ground	35 742	398 630	30 856	354 683
0909619000	Seeds of fennel or juniper berries,neither crushed nor ground	121 230	592 382	99 316	449 816
0909621000	Seeds of anise, crushed or ground	0	4 200	0	12 550
0909623000	Seeds of caraway, crushed or ground	0	500	0	191
0909629000	Seeds of fennel or juniper berries,crushed or ground	0	705	0	5 601
0910110000	Ginger, neither crushed nor ground	506 732	2 737 793	414 010	2 354 229
0910120000	Ginger, crushed or ground	2 875	26 156	1 104	110 648
0910200000	Saffron	4 456	7 835	12 705	21 145
0910300000	Turmeric (curcuma)	2 770	245 413	6 744	323 984
0910911000	Curry	0	45 207	0	159 659
0910919000	Mixtures of spices, other than curry	19 977	27 959	19 177	75 437
0910991000	Thyme; bay leaves	630	12 731	4 501	54 226
0910999000	Other spices	17 829	389 526	9 454	574 039
1001110000	Durum wheat seed	0	1 205	0	14 409
1001190000	Durum wheat, oth than seed	1 890 110	125 391 615	542 506	38 417 445
1001991910	Wheat grains without husk,oth than seed, for human consumption	437 356 167	5 721 118 485	130 441 118	1 824 113 231
1001991990	Other wheat, oth than seed, for human consumption	117 235 055	1 525 612 157	38 668 524	509 567 868
1001999090	Other wheat, oth than seed, not for human consumption	1 331 755	60 474 124	292 391	15 149 205
1002900000	Rye, oth than seed	0	10 000	0	12 200
1004900000	Oats, oth than seed	18 440	341 022	7 506	239 951
1005100000	Maize (corn), seed	267 496	1 964 319	1 405 566	7 372 386
1005901000	Popcorn, oth than seed	258 125	3 079 449	292 467	2 939 605
1005909000	Oth maize (corn), oth than seeds	327 145 569	3 248 574 768	73 418 423	800 105 168
1006101000	Rice in the husk (paddy or rough),suitable for sowing	436 050	1 393 728	1 573 220	4 547 674
1006303000	Glutinous rice, semi-milled or whollymilled, whether/ not polished,	11 999 700	86 847 350	7 160 116	48 007 913
1006304000	Thai Hom Mali rice, semi-milled/whollymilled, whether/ not polished	547 450	2 933 450	474 944	1 839 754
1006309100	Oth semi-milled or wholly milled rice,whether/ not polished/glazed	0	50 000	0	43 000
1006309900	Oth semi/ wholly milled rice, whether/ notpolished/ glazed, oth than	163 312 626	415 129 163	75 277 045	190 285 214
1006409000	Broken rice, oth than for animal feed	56 125 550	337 810 050	28 052 200	143 454 902
1008100000	Buckwheat	0	3 421 742	0	1 608 095
1008290000	Millet, oth than seed	1 847 000	19 569 239	889 815	9 242 304
1008300000	Canary seeds	707 520	11 054 202	479 077	7 343 316
1008500000	Quinoa (Chenopodium quinoa)	11 235	14 262	41 744	59 518
1008900000	Other cereals	63 000	2 104 122	51 450	1 525 291
1101001010	Wheat flour fortified	3 281 749	112 733 951	1 206 691	41 726 293
1101001090	Wheat flour not fortified	6 442 062	84 733 587	2 473 259	32 632 246
1102200000	Maize(corn) flour	1 099	148 600	3 050	70 628
1102909000	Oth cereal flours, oth than wheat/ meslin/ maize/ rice/ rye flour	16 860	58 325	15 394	46 746
1103112000	Groats & meals of wheat,durum/ hard wheat semolina	1 440	8 877	3 994	31 434
1103119000	Groats & meals of wheat, oth durum/ hardwheat semolina	437	28 721	1 504	41 192
1103130000	Groats & meals of maize/ corn	242 000	1 061 242	55 900	386 697
1103192000	Groats & meals of rice	0	16	0	46
1103199000	Groats & meals of oth cereals, oth thanmeslin & rice	0	2 400	0	4 544
1104120000	Cereal grains of oats, rolled or flakedgrains	590 803	5 650 417	424 869	4 312 125
1104199000	Cereal grains of oth cereals, oth thanoat/ maize(corn), rolled or flal	0	1 539	0	5 329
1104220000	Cereal grains of oats,hulled,peraled,sliced/ kibbled	0	1 814	0	5 897
1104230000	Cereal grains of maize (corn), hulled,peraled, sliced/ kibbled	0	234 000	0	209 040
1104292000	Cereal grains of barley,hulled,peraled,sliced/ kibbled	53	47 281	312	21 074
1104299000	Cereal grains of oth cereals, hulled,peraled, sliced/ kibbled	99	12 381	586	56 699
1104300000	Germ of cereals, whole, rolled, flaked/ ground	0	1 598	0	7 843
1105100000	Flour, meal & powder of potatoes	2 033	440 991	5 637	843 641
1105200000	Flakes, granules & pellets of potatoes	401 250	6 453 309	598 571	9 815 209
1106202900	Flour & powder of sago	0	10 000	0	2 140
1106209000	Flour,meal & powder of roots/tuber head07.14, oth than manioc(c	0	16 871	0	56 570
1106300000	Flour,meal & powder of edible fruits andnuts of prod.chap.8	2 111	47 160	19 787	448 650
1107100000	Malt,not roasted	2 079 964	36 592 486	1 015 664	19 402 046
1107200000	Malt,roasted	0	163 400	0	128 141
1108110000	Wheat starch	1 658 500	9 219 656	720 806	4 146 892
1108120000	Maize(corn) starch	13 124 337	91 137 633	5 679 470	41 877 206
1108130000	Potato starch	551 725	11 679 726	407 083	10 291 496
1108140000	Manioc(cassava) starch	57 794 719	365 084 956	25 323 959	160 491 298
1108191000	Sago starch	0	43 824	0	42 306
1108199000	Other starches (oth than wheat,maize,potato, manioc & sago)	5 000	24 000	22 750	89 551
1108200000	Inulin	468 000	6 112 675	1 404 578	18 403 379

I.3. IM POR M ENURUT KOM ODITI / IM PORT BY HS COM M ODITY
***** DESEM BER / DECEM BER 2014 *****

H S	Uraian Komoditi Commodity Description	Berat Bersih / Net Weight (Kg)		Nilai / Value C.I.F (US\$)	
		Bulan ini Current Month	Kumulatif Cum.Jan. to date	Bulan ini Current Month	Kumulatif Cum.Jan. to date
1109000000	Wheat gluten, whether or not dried	631 500	4 559 750	362 394	3 557 387
1201100000	Seed of soya beans,whether or not broken	0	20	0	1 548
1201900000	Soya beans, oth than seed, whether ornot broken	165 896 810	1 965 811 200	84 845 435	1 176 921 443
1202410000	Oth than seed of ground-nut,not roasted/ othwise cooked,in shell	5 941 983	94 385 678	6 210 789	102 629 691
1202420000	Oth than seed of ground-nut,not roasted/cooked,shelled,whether,	15 825 559	159 293 546	16 995 904	181 985 476
1203000000	Copra	45 534	447 792	7 357	151 006
1204000000	Linseed, whether or not broken.	1 300	65 570	7 700	99 948
1205100000	Low erucic acid rape/colza seeds whether or not broken	87 080	641 280	67 922	454 164
1205900000	Not low erucic acid rape or colza seedswhether or not broken	0	123 907	0	103 331
1206000000	Sunflower seeds, whether or not broken	410 074	5 657 241	330 003	5 254 126
1207101000	Palm nuts & kernels, whether/not brokensuitable for sowing	498	3 708	278 492	921 356
1207290000	Cotton seeds, oth than seed, whether/or not broken	0	507	0	6 374
1207300000	Castor oil seeds, whether or not broken	0	20	0	200
1207401000	Sesamum seeds, whether or not broken,edible	333 077	4 030 516	205 025	2 622 316
1207409000	Sesamum seeds, whether or not broken,not edible	369 828	4 045 457	213 318	2 444 062
1207500000	Mustard seeds,whether or not broken	20 924	42 152	14 647	31 228
1207600000	Safflower (carthamus tinctorius) seeds,whether or not broken	0	2 000	0	2 234
1207700000	Melon seeds,whether or not broken	0	5	0	895
1207910000	Poppy seeds,whether or not broken	0	1 106	0	3 015
1207999000	Other oil seeds & oleaginous fruits,whether or not broken	171 592	1 194 093	427 940	3 023 581
1208100000	Flours and meals of soya beans	121 600	2 421 974	358 370	5 626 399
1208900000	Flours& meals of oth oil seed/ oleaginofruits oth than mustard	0	110 055	0	41 821
1209210000	Lucerne (alfalfa) seeds, of a kind usedfor sowing	0	353	0	1 925
1209292000	Other beet seed, of a kind usedfor sowing	0	2 920	0	30 545
1209299000	Other seed of forage plants, of a kindused for sowing	5 000	60 275	105 525	477 076
1209300000	Seeds of herbaceous plants cultivatedprincipally for their flowers	0	800	0	9 960
1209919000	Other vegetable seeds, other than onion seeds, of a kind used for	4 917	354 881	190 915	6 934 797
1209999000	Other seed, fruit, and spores, of a kindused for sowing	11 005	233 929	18 148	2 361 862
1210200000	Hop cones,ground,powdered or in the form of pellets; lupulin	0	38 681	0	231 826
1211201000	Ginseng roots,cut, crushed/ powdered form,fresh/ dried	1 800	10 837	14 100	558 383
1211209000	Ginseng roots, not in cut or crushed orpowdered form, fresh/ drier	40 825	41 329	29 571	43 391
1211901100	Cannabis,in cut,crushed/ powdered form,used for pharmacy, fresh	0	8 138	0	6 448
1211901300	Rauwolfia serpentina roots,for pharmacy,in cut/ crushed/ powdere	199 762	1 899 780	424 849	4 105 635
1211901400	Other plants, in cut,crushed or powdered form, used for pharmacy	0	10 071	0	55 586
1211901900	Other plants & parts of plants, in otherforms, for pharmacy	0	45 575	0	204 342
1211909100	Pyrethrum, in cut,crushed/ powdered form,fresh/ dried	0	13 580	0	92 090
1211909200	Pyrethrum, in other form, fresh/ dried	2 000	17 103	864	12 299
1211909500	Agarwood (gaharu) chips, fresh/ dried	0	25	0	605
1211909600	Liquorice roots, fresh/ dried	12 740	97 126	30 130	175 043
1211909800	Oth plants& parts of plants, not forpharmacy, in cut,crushed/ powd	0	6 567	0	12 809
1211909900	Oth plants& parts of plants, not forpharmacy, not cut,crushed/pow	127 324	815 568	356 417	2 501 591
1212211000	Eucheuma spp,fresh,chilled,frozen,dried,for human consumption	2 000	8 269	20 950	96 665
1212219000	Other seaweed & algae, fresh, chilled,frozen,dried, for human con	9 372	212 471	300 901	1 147 461
1212292000	Seaweeds & oth algae,fresh,chilled/dried for oth,not for human cc	0	14 962	0	143 950
1212293000	Seaweeds & oth algae,frozen, not forhuman consumption	523	3 899	6 533	28 473
1212910000	Sugar beet, fresh,chilled, frozen/dried,whether/ not ground	0	3	0	30
1212920000	Locust bean(carob),fresh,chilled,frozen/dried, whether/ not grounc	0	533 750	0	459 910
1212990000	Other vegetable product, for humanconsumption, n.e.s or include	1 000	109 579	804	150 253
1213000000	Cereal straw & husks,unprepared,whether/ not chopped,ground,pr	300	1 050	2 550	7 568
1214100000	Lucerne (alfalfa) meal and pellets	16 440	342 660	3 121	83 754
1214900000	Other forage products,whether/ not in forof pellets,oth than lucer	262 733	4 164 652	112 623	1 705 841
1301200000	Gum arabic	29 893	461 175	93 400	2 616 876
1301901000	Gum benjamin	0	51 138	0	36 136
1301902000	Gum damar	82 500	814 399	69 275	1 466 626
1301903000	Cannabis resin	0	110	0	16 845
1301904000	Lac	0	1 313	0	30 911
1301909000	Other natural gum and resin	3 661	90 120	95 323	1 175 025
1302119000	Saps and extracts of other opium,whether or not modified	0	8	0	675
1302120000	Saps and extracts of liquorice, whetheror not modified	67 934	599 233	779 594	7 061 719
1302130000	Saps and extracts of hops,whether or not modified	1 082	21 267	62 453	829 314
1302193000	Other medicinal extracts derived fromvegetable products, whethe	13 767	274 270	756 646	17 539 989
1302194000	Vegetable saps& extracts of pyrethrum/ofthe root of plants contain	203	302	112 070	113 642
1302199000	Other vegetable saps and extracts	40 416	718 852	1 156 927	12 872 979
1302200000	Pectic substances, pectinates & pectates	14 716	355 384	311 427	3 519 712

I.3. IM POR M ENURUT KOM ODITI / IM PORT BY HS COM M ODITY
***** DESEM BER / DECEM BER 2014 *****

H S	Uraian Komoditi Commodity Description	Berat Bersih / Net Weight (Kg)		Nilai / Value C.I.F (US\$)	
		Bulan ini Current Month	Kumulatif Cum.Jan. to date	Bulan ini Current Month	Kumulatif Cum.Jan. to date
1302310000	Agar-agar	11 012	163 058	26 054	759 520
1302320000	Mucilages&thickeners, whether/ not modif,derived from locust be:	49 525	3 253 863	313 189	12 872 161
1302391010	Carageenan in powder form	16 004	390 212	230 029	4 908 375
1302391090	Carageenan not in powder form	0	13 600	0	252 552
1302399000	Oth mucilages & thickeners, whether/ notmodified,derived from v	125 594	1 651 355	1 303 886	18 938 540
1401100000	Bamboos used primarily for plaiting,cleaned, bleached/ dyed	0	67 230	0	49 851
1401201100	Raw whole rattans used primarily forplaiting, cleaned, bleached/ d:	0	1	0	9
1401201990	Other whole rattans, used primarily forplaiting, cleaned, bleached/	0	1 377	0	26 021
1401900000	Oth vegetable material used for plaiting,oth than bamboos&rattar	462	900	11 218	16 108
1404902090	Oth vegetable products of a kind usedin tanning/ dyeing, oth than l	0	67 318	0	139 102
1404909000	Oth vegetable prodcts not used primarilyin tanning/ dyeing, nes	78 050	549 855	87 038	660 186
1501100000	Lard oth than heading 02.09 or 15.03.	0	3	0	11 956
1504109000	Oth than solid fractsof fish-liver oilswhet/ not refined,not chemica	218 670	2 729 178	302 670	4 012 398
1504201000	Solid fraction of fats&oil fish oth thanliver oils, not chemically moc	62 544	680 849	668 794	6 376 698
1504209000	Oth than solid fract of fats&oils fishoth than liver oils,not chemical	898 416	6 731 361	1 144 677	9 614 586
1504309000	Oth solid fraction of fats & oils ofmarine mammals,not chemically	0	9	0	97
1505001000	Lanolin	0	63 413	0	723 296
1505009000	Wool grease & fatty substance derivedtherefrom, oth than lanolin	0	23 053	0	117 114
1506000000	Oth animal fats&oils&their fractions wht/ not refined, not chemica	56 402	264 291	74 908	351 241
1507100000	Crude oil of soya bean, whether/ notrefined, whether/ not degumr	1 154	4 451	3 222	34 509
1507901000	Fraction of unrefined soya-bean oil,not chemically modified	601 682	5 072 872	714 584	6 329 602
1507909000	Fraction of refined soya-bean oil,not chemically modified	1 348 346	19 243 207	1 536 372	22 835 838
1508100000	Crude oil of ground-nut, whether/ notrefined, not chemically modi	0	1 361	0	5 879
1508901000	Fraction of unrefined ground-nut oil,whet/ not refined,not chemica	0	669	0	1 906
1508909000	Fraction of refined ground-nut oil, whet/ not refined,not chemicall	0	48	0	2 077
1509101000	Virgin olive oil,packing of net weight _30 kg, not chemically modifi	82 059	1 206 518	409 325	4 843 484
1509109000	Virgin olive oil,packing of net weight >30 kg,not chemically modifie	6 452	450 460	37 533	2 557 283
1509901100	Fraction of unrefined olive oil,packingof net weight _30 kg	0	6 840	0	31 961
1509901900	Fraction of unrefined olive oil,packingof net weight >30 kg	0	16 130	0	32 193
1509909100	Fraction of refined olive oil,in packingof net weight _30 kg	0	17 059	0	109 554
1509909900	Fraction of refined olive oil,in packingof net weight >30 kg	14 374	158 903	75 737	839 020
1510001000	Crude oil,obtained solely from olives,whether/ not refined,not che	0	1 224	0	3 484
1510002000	Fractions of unrefined oil, solely fromolives,whet/ not refined,not c	0	307	0	2 047
1510009000	Fractions of refined oil, solely fromolives,whet/ not refined,not che	21 955	206 366	86 059	595 955
1511901100	Solid fractions of unrefined palm oil,not chemically modified	25	583	267	590
1511909190	Solid fractions of refined palm oil,packing of a net weight>20kg	11 499	72 950	23 580	116 063
1511909200	Unsolid fractions of refined palm oil,packing net weight_20kg	0	223 976	0	264 509
1511909900	Unsolid fractions of refined palm oil,packing net weight>20kg	0	1 345	0	11 701
1512191000	Fractions of unrefined sunflower-seed/ safflower oil	8 080	120 468	25 192	322 175
1512199000	Fractions of refined sunflower-seed/ safflower oil	677 587	5 405 148	998 728	7 859 116
1512299000	Fractions of refined cotton seed oil	0	708	0	2 270
1513191000	Fractions of unrefined coconut oil, notchemically modified	0	1 440	0	5 976
1513199000	Fractions of refined coconut oil, notchemically modified	2 402	136 250	7 774	397 036
1513291400	Unsolid fractions of unrefined babassuoil	0	7	0	185
1513299100	Solid fractions of refined palm kerneloil	16	16	409	409
1513299500	Palm kernel oil, RBD	0	1	0	5
1514199000	Fraction of refined low erucic acidrape/ colza oil	486 140	4 729 573	625 316	6 287 729
1514911000	Crude oil of not low erucic acid otherrape/ colza	18	523	77	13 650
1514919000	Crude oil of mustard	0	1	0	429
1514999100	Fractions of refined oth rape/ colza oil	84 060	1 193 411	104 235	1 605 462
1514999900	Fractions of refined mustard oil	15 200	80 800	24 744	148 858
1515190000	Fractions of linseed oil, whether/ notrefined, not chemically modifi	312 301	2 994 959	443 498	4 257 349
1515210000	Crude oil of maize (corn)	9 370	42 445	17 122	77 432
1515291900	Unsolid fraction of unrefined maize(corn) oil	310	9 520	2 212	68 024
1515299100	Solid fraction of refined maize (corn)oil	15 360	230 016	22 733	351 466
1515299900	Unsolid fraction of refined maize (corn)oil	359 045	2 017 314	631 722	3 150 361
1515301000	Crude oil of castor	0	107 806	0	354 400
1515309000	Fractions of castor oil, whether/ notrefined, not chemically modifi	149 816	1 411 020	264 807	2 448 212
1515501000	Crude oil of sesame	0	2 251	0	12 686
1515502000	Fraction of unrefined sesame oil, not chemically modified	56	1 785	1 737	15 475
1515509000	Fraction of refined sesame oil, not chemically modified	61 695	451 025	318 081	2 827 624
1515901100	Crude oil of tengkawang	0	737	0	7 675
1515901200	Fractions of unrefined tengkawang oil,not chemically modified	0	25	0	1 129
1515901900	Fractions of refined tengkawang oil,not chemically modified	0	18	0	1 559

I.3. IM POR M ENURUT KOM ODITI / IM PORT BY HS COM M ODITY
***** DESEM BER / DECEM BER 2014 *****

H S	Uraian Komoditi Commodity Description	Berat Bersih / Net Weight (Kg)		Nilai / Value C.I.F (US\$)	
		Bulan ini Current Month	Kumulatif Cum.Jan. to date	Bulan ini Current Month	Kumulatif Cum.Jan. to date
1515902100	Crude oil of tung	15 200	152 000	44 688	439 432
1515902900	Fractions of refined tung oil, notchemically modified	49	21 984	1 905	79 475
1515903100	Crude jojoba oil	3 472	8 203	44 314	147 238
1515903900	Fractions of refined jojoba oil, notchemically modified	15	58	841	3 439
1515909100	Crude oil of other fixed vegetable oils	20 347	122 027	18 780	108 040
1515909200	Fractions of unrefined other fixedvegetable oils	0	256 250	0	918 500
1515909900	Fractions of refined other fixedvegetable oils, oth fixed vegetable i	28 811	251 407	298 526	1 576 721
1516101000	Animal fats & oils & their fractions,inpacking net weight _10 kg	15 180	55 259	28 344	127 549
1516109000	Animal fats & oils & their fractions,inpacking net weight<10 kg	0	30 000	0	78 000
1516201100	Re-esterified fats & oils of soya bean & its fraction	18 000	332 019	69 260	1 154 303
1516201200	Re-esterified fats & oils of crude palmoil and its fraction	452 576	3 670 769	730 888	6 032 780
1516201300	Re-esterified fats&oils of palm oil,oththan crude and its fraction	23 618	871 696	72 418	1 207 129
1516201400	Re-esterified fats & oils of coconut and its fraction	0	332	0	1 518
1516201500	Re-esterified fats & oils of palm kernel & its fraction,crude	0	84	0	184
1516201600	Re-esterified fats & oils of palm kernel & its fraction,RBD	0	120	0	1 807
1516201800	Re-esterified fats & oils of linseed & its fraction	8 556	24 344	69 453	250 142
1516201900	Re-esterified fats&oils of oth vegetable fat&oils, and its fraction	1 173	127 135	7 070	400 373
1516202110	Hydrogenated fats in flakes of palm oil	0	129 293	0	237 095
1516202150	Hydrogenated fats in flakes of palmkernel olein	0	3 482 640	0	4 820 135
1516202190	Hydrogenated fats in flakes of ground-nut, soya beans	1 256	8 088	5 486	61 353
1516202300	Hydrogenated fats in flakes of olives	152	1 122	1 415	10 940
1516202900	Hydrogenated fats in flakes of othervegetable fats & oils	230 194	3 679 024	357 316	6 039 986
1516205200	Palm stearin, w/ iodine value _ 48, RBD	0	300 327	0	487 451
1516205900	Oth palm stearin with iodine value _ 48	0	2 264	0	27 829
1516209300	Other fat & oils of olives and theirfractions	0	60 752	0	471 815
1516209400	Other fat & oils of soya beansand their fractions	210	409	1 008	2 144
1516209500	Hydrogenated castor oil (opal wax)	298	32 979	3 328	96 109
1516209600	Refined, bleached and deodorised (RBD)palm kernel stearin only	13 200	90 411	26 698	213 168
1516209700	Hydrogenated & RBD palm kernel stearinor olein	70 000	369 020	99 300	528 861
1516209800	Oth fat & oils of ground-nuts, palm oilor coconuts and their fractio	380	227 553	5 976	558 126
1516209900	Oth vegetable fats and oils and theirfractions	367 799	5 001 604	581 931	8 136 104
1517100000	Margarine,excl. liquid margarine	292 854	2 164 480	462 090	3 883 903
1517901000	Imitation ghee	8 000	90 402	140 591	2 006 331
1517902000	Liquid margarine	36 255	267 340	76 128	877 485
1517903000	Margarine of a kind use as mouldrelease preparations	87	266	151	1 080
1517904300	Shortening	76 552	624 679	187 531	1 332 345
1517904400	Imitation lard	0	1	0	1
1517905000	Solid mixtures or prep of vegetable fats or oils or of their fractions	120 600	691 405	134 566	1 040 360
1517906200	Liquid mixtures or prep of crude palmoil predominates	114 840	2 906 854	262 409	5 966 815
1517906400	Liquid mixtures or prep of oth palm oilpredominates,packng net w	0	22 860	0	88 011
1517906700	Liquid mixtures or prep of soya-beanoil predominates	0	27 315	0	67 753
1517906900	Liquid mixtures or prep of oth vegetablefats/oil predominates	21 480	429 980	21 244	940 927
1517909000	Oth edible mixtures or prep of animal or vegetable fats or oils	542 427	5 460 064	1 379 742	17 802 377
1518001200	Animal fats&oils,boiled,dehydrated,oxidasd,sulphurisd,blown,poly	0	75 829	0	187 965
1518001400	Ground-nut,soya-bean, palm/ coconut oilboiled,dehydrated,oxidasd	89 600	2 282 839	150 301	3 998 411
1518001500	Linseed oil&its fract,boiled, oxidised,dehydrated,sulphurised,blow	0	2 794	0	3 308
1518001600	Olive oil&its fract, boiled, oxidised,dehydrated,sulphurised,blown,	28 395	97 537	43 320	141 159
1518001900	Oth vegetbl fat&oils&their fract,boiled,dehydrate,sulphurise,blow	135 331	1 063 837	221 124	2 073 531
1518002000	Inedible mixtures/preparation of animalfats/oils or of different fat	272 000	2 596 963	324 160	3 305 689
1518003100	Inedible mixtures/preparations of oilpalm fruit/palm kernels fats/c	0	1 552	0	591
1518003500	Inedible mixtures/preparations of ground-nuts fats/oils/ of differer	0	144 000	0	194 800
1518003600	Inedible mixtures/preparations of soya-beans/ coconuts fats/oils/c	129 300	4 155 900	133 586	4 989 467
1518003700	Inedible mixtures/preparations of cotton seeds fats/oils/ of differ f	0	2 040	0	7 548
1518003900	Inedible mixtures/preparations of othervegetable fats/oils/ of diffe	15 291	1 058 509	49 310	3 274 778
1518006000	Inedible mixture/preparations of animal/ vegetable fats/oils/ of the	1 809	38 647	8 079	184 310
1520001000	Crude glycerol	0	27 112	0	129 824
1520009000	Glycerol waters & glycerol lyes	1 060	17 639	3 576	76 793
1521100000	Vegetable waxes(oth.than triglycerides)whether or not refined or i	22 358	289 641	192 238	1 790 060
1521901000	Beeswax & oth insect waxes,whether/ notrefined or colored	0	4 000	0	17 876
1522009000	Residues resulting from the treatment offatty substan or animal/v	0	18 356	0	13 771
1601001000	Sausags& smilar prdct of meat,meat offal/blood,prepare of it,in air	211 022	1 614 570	458 792	3 487 794
1601009000	Sausags& smilar prdct of meat,meat offal/ blood, not in airtight con	85 000	808 237	212 804	2 071 342
1602101000	Homogenised preparation of meat, offal/ blood cont pork,in airtigh	0	17 197	0	16 515
1602109000	Homogenised preparation of meat, offal/ blood,not cont pork,not i	0	10 896	0	13 500

I.3. IM POR M ENURUT KOM ODITI / IM PORT BY HS COM M ODITY
***** DESEM BER / DECEM BER 2014 *****

H S	Uraian Komoditi Commodity Description	Berat Bersih / Net Weight (Kg)		Nilai / Value C.I.F (US\$)	
		Bulan ini Current Month	Kumulatif Cum.Jan. to date	Bulan ini Current Month	Kumulatif Cum.Jan. to date
1602329000	Oth prepared/preserved meat, offal/blood of fowls of species gallu	4 358	37 335	8 778	81 162
1602390000	Oth prepared/preserved meat,offal/blood of oth poultry of head 0	18 876	985 680	42 339	1 976 239
1602411000	Hams & cuts thereof of swine,in airtight containers	0	57 328	0	70 912
1602421000	Shoulders & cuts thereof of swine, in airtight containers	0	25 059	0	31 000
1602429000	Shoulders & cuts thereof of swine,not in airtight containers	0	28 529	0	35 424
1602491100	Luncheon meat of swine, in airtight containers	0	282 932	0	491 009
1602491900	Luncheon meat of swine, not in airtight containers	2 068	12 477	8 667	33 637
1602499900	Oth prepared meat,meat offal/blood of swine,not in airtight contai	2 376	74 417	4 509	203 227
1602500000	Oth prepared/preserved meat, offal/blood of bovine animals	351 205	2 239 152	1 800 401	11 289 435
1603001000	Extracts & juices of chicken, w/ herbs	7 032	100 380	29 754	453 628
1603009000	Extracts&juices of oth meat,fish/crusta,molluscs/ aquatic invertebr	19 050	130 990	94 570	744 374
1604111000	Salmon, whole/ in pieces, not in minced,in airtight containers	0	10 921	0	57 589
1604131100	Sardines, whole/ in pieces,not in minced,in airtight containers	0	139 559	0	533 939
1604139100	Sardinella&brisling/sprats,whole/ in piec ,not in minced,in airtight c	12 212	764 298	12 422	859 429
1604139900	Sardinella&brisling/sprats,whole/ in piec ,not in minced,not in airt	0	14 967	0	32 915
1604141100	Tunas,whole/ in pieces, not in minced,in airtight container	14 208	229 589	74 457	1 096 374
1604149000	Tunas,skipjack,bonito,whole/ in pieces,not in minced,not in airtigh	96 000	1 121 001	384 000	5 156 476
1604151000	Mackerel, whole/ in pieces,not in minced, in airtight containers	31 473	350 681	119 857	1 250 441
1604159000	Mackerel, whole/ in pieces,not in minced, not in airtight containers	32 478	914 539	34 619	950 658
1604171000	Eel,whole/ in pieces,not in minced, in airtight containers	0	4 823	0	3 661
1604179000	Eel,whole/ in pieces,not in minced, not in airtight containers	0	8 500	0	243 925
1604192000	Horse mackerel,whole/ in pieces,not in minced, in airtight containe	0	954	0	724
1604193000	Oth fish,whole/ in pieces, not in minced, in airtight containers	0	6 276	0	16 981
1604199000	Oth fish,whole/ in pieces, not in minced, not in airtight containers	0	6 316	0	17 742
1604201900	Sharks fins, ready for immediate consumption,not in airtight contai	0	5 000	0	15 800
1604202100	Fish sausages,in airtight containers	0	1 460	0	5 986
1604202900	Fish sausages,not in airtight containers	1 955	73 369	2 909	73 524
1604209310	Fish & shrimp ball, frozen, boiled or steamed	203 080	1 790 888	427 795	3 868 068
1604209390	Oth frozen minced fish, boiled/ steamed	94 442	1 206 226	280 858	3 403 746
1604209900	Other prepared/preserved fish, not in airtight containers	88 704	1 188 766	298 588	3 881 358
1604310000	Caviar	70	105	11 700	27 450
1604320000	Caviar substitutes prepared from fish egg	0	17 008	0	36 488
1605101000	Crabs,prepared,in airtight containers	0	17 001	0	198 009
1605109000	Crabs,prepared,not in airtight container	10 751	276 563	29 823	720 359
1605211000	Shrimps paste,not in airtight containers	0	21 040	0	406 985
1605219020	Shrimp breaded,not in airtight container	0	25 434	0	91 558
1605219090	Other prepared shrimps&prawns, not in airtight containers	0	59 652	0	374 124
1605291000	Shrimps paste, in airtight containers	14 300	96 650	116 856	784 028
1605299090	Other prepared shrimps&prawn,in airtight containers	1 125	10 145	9 436	32 569
1605400000	Oth crustaceans, prepared/preserved	0	7 347	0	10 763
1605520000	Scallops,incl queen scallops, prepared/preserved	312	12 785	172	12 400
1605540000	Cuttle fish & squid, prepared/preserved	0	5 258	0	19 956
1605550000	Octopus, prepared/preserved	0	45 734	0	37 787
1605560000	Clams, cockles & arkshells, prepared/preserved	0	65 845	0	226 602
1605570000	Abalone, prepared/preserved	7 103	8 821	29 772	32 621
1605620000	Sea urchins, prepared/preserved	0	181	0	145
1605630000	Jellyfish, prepared/preserved	0	5 463	0	5 816
1605690000	Oth aquatic invertebrates, prepared/preserved	19 061	155 203	26 359	292 747
1701120000	Beet sugar,raw,not added flavour/colour	0	45	0	7 595
1701130000	Cane sugar,raw, not added flavour/colour	0	52 000 000	0	21 454 680
1701140000	Oth cane sugar, raw, not added flavour/colour	84 247 000	2 826 321 190	36 299 285	1 260 738 086
1701910000	Oth raw sugar,added flavour/colour	0	21 600 000	0	10 942 800
1701991100	Refined sugar,white	3 044 022	55 501 414	2 025 632	30 498 676
1701999000	Chemically pure sucrose, in solid form	1 450	10 378 640	6 599	5 293 763
1702110000	Lactose & lactose syrup,lactose_99%, asanhydrous lactose,calculat	1 177 620	19 722 054	1 726 050	32 547 915
1702190000	Lactose & lactose syrup,lactose<99%	448 901	3 703 344	663 797	6 056 653
1702200000	Maple sugar & maple syrup	34	21 424	408	48 104
1702301000	Glucose,no fructose or in dry state w/ fructose<20%	2 012 645	35 856 683	1 547 281	26 235 373
1702302000	Glucose syrup,no fructose / in dry state w/ fructose<20%	3 728 543	40 698 106	2 216 664	24 200 764
1702400000	Glucose & glucose syrup, containing 20%_fructose< 50%,excl invert	196 350	1 413 033	154 283	1 125 440
1702500000	Chemically pure fructose	342 908	8 749 515	398 127	9 607 649
1702601000	Fructose,in dry state w/ fructose>50%excl invert sugar	13 198	783 797	31 964	1 176 801
1702602000	Fructose syrup,in dry state w/ fructose>50%, excl invert sugar	5 541 119	71 111 426	2 475 411	32 882 258
1702901100	Chemically pure maltose,in dry state w/ fructose 50%	960 003	9 791 400	596 487	5 935 718

I.3. IM POR M ENURUT KOM ODITI / IM PORT BY HS COM M ODITY
***** DESEM BER / DECEMBER 2014 *****

H S	Uraian Komoditi Commodity Description	Berat Bersih / Net Weight (Kg)		Nilai / Value C.I.F (US\$)	
		Bulan ini Current Month	Kumulatif Cum.Jan. to date	Bulan ini Current Month	Kumulatif Cum.Jan. to date
1702901900	Maltose syrup,in dry state w/ fructose50%	1 717 000	16 218 576	1 089 520	9 819 900
1702902000	Artificial honey,whether/ not mixed withnatural honey,in dry w/ fr	47 413	466 513	196 774	1 777 005
1702903000	Flavoured/ coloured sugars (excl maltose),fructose 50%	1 682	10 495	19 560	53 855
1702904000	Caramel,fructose 50%	397 573	5 240 871	490 957	6 875 472
1702909100	Syrup of sugar, in dry state w/ fructose50%	500	287 497	6 035	463 814
1702909900	Other sugar,incl invert sugar and sugarsyrup blends, in dry w/ fruct	544 425	11 290 216	564 396	12 722 331
1703101000	Cane molases,added flavour/ colour matter	20	31	1 351	1 825
1703109000	Cane molases,not added flavour/ colour	100	102	1 351	1 387
1703901000	Oth molasses result from extract/ refineof sugar,add flavour/ colour	0	11 492	0	133 683
1703909000	Oth molasses result from extract/ refineof sugar,not add flavour/ c	8 000 200	73 511 563	1 704 960	19 094 943
1704100000	Chewing gum,whether/ not sugar-coated	46 792	471 924	56 913	1 404 462
1704901000	Medicated pastilles & drops	58 769	1 166 079	423 714	7 161 574
1704902000	White chocolate, not containing cocoa	10 786	183 972	74 240	1 044 307
1704909100	Oth sugar confectionery,not cont.cocoa,soft,cont gelatin	424 951	4 925 317	1 594 155	18 356 651
1704909900	Oth sugar confectionery,not cont.cocoa,oth soft,cont gelatin	717 108	6 959 257	1 346 711	19 875 514
1801000000	Cocoa beans,whole/broken,raw/ roasted	14 139 837	109 409 560	46 455 142	341 437 411
1803100000	Cocoa paste,not defatted	7 421	325 039	25 216	1 429 494
1803200000	Cocoa paste,wholly/ partly defatted	0	1 003 300	0	2 313 498
1804000000	Cocoa butter,fat & oil	3 208	1 366 245	9 903	9 906 475
1805000000	Cocoa powder,not containing add sugar or other sweetening matt	800 033	11 574 393	2 245 366	37 340 345
1806100000	Cocoa powder,containing add sugar or oth sweetening matter	63 196	1 173 227	251 479	3 449 196
1806201000	Chocolate confectionary in blocks, slab/ bars,weight>2kg	361 945	4 421 463	1 288 367	18 165 513
1806209000	Other chocolate, liquid,paste,granular/ oth bulk form ,packing>2kg	57 293	757 064	190 860	2 161 535
1806311000	Filled chocolate confectionary in blocks,slabs,bars,weight_2kg	33 179	752 480	287 342	5 546 435
1806319000	Other chocolate,in blocks,slabs,bars,weight_2kg	11 406	199 433	63 452	1 273 573
1806321000	Chocolate confectionary in blocks,slabsbars,not filled,weight_2kg	53 485	1 039 746	308 446	5 924 225
1806329000	Other chocolate,in blocks,slabs,bars,not filled,weight_2kg	145 692	1 091 186	68 047	702 074
1806901000	Chocolate confectionary in tablets orpastilles	91 069	1 047 114	423 092	4 964 574
1806903000	Food preparations of flour,meal,starch,malt extract, cont 40%_coc	0	37	0	1 215
1806909000	Oth chocolate and food preparation contcocoa	717 321	5 830 064	3 647 945	34 389 217
1901101000	Preparations for infant use of maltextract, for retail sale	0	56 275	0	154 672
1901102000	Preparations for infant use of goods ofhead 04.01-04.04, for retail	359 010	2 254 012	3 638 594	23 622 342
1901103000	Preparations for infant use of soya bean powder, for retail sale	279 826	3 753 687	804 164	10 787 686
1901109100	Medical foods, preparations for infantuse, for retail sale	12 000	44 698	28 063	392 841
1901109900	Oth preparations for infant use,w/ cocoa<40%, for retail sale	94 155	1 031 799	426 188	4 693 879
1901201000	Mixes & doughs of flour, groats, meal,starch/ malt extract, not con	132 773	867 587	295 562	2 351 301
1901202000	Mixes & doughs of flour, groats, meal,starch/ malt extract, contain	345	13 955	605	22 651
1901203000	Oth mixes and doughs for prep. ofbakers wares, not containing co	115 130	1 415 383	288 857	3 473 103
1901204000	Oth mixes and doughs for prep. ofbakers wares, containing cocoa	39	49 836	67	139 663
1901901900	Oth than medical foods for infantnot put up for retail sale	48 000	1 347 350	224 376	6 058 301
1901902000	Malt extract	1 361 937	14 726 917	2 016 785	27 536 358
1901903100	Filled milk, of goods of heading04.01 to 04.04	929 917	2 967 819	4 755 002	15 018 953
1901903200	Oth than filled milk, containing cocoapowder of goods of head. 04	169 760	3 116 472	998 348	21 368 579
1901903900	Oth of goods of heading 04.01 to 04.04	1 193 324	12 629 593	7 552 926	81 577 939
1901904100	Oth soya based preparation, in powderform	1 798	132 723	2 115	378 573
1901904900	Oth soya based preparations, in otherform	20 128	112 911	47 608	190 449
1901909100	Oth soya based preparation Medical foods	0	1 771	0	30 168
1901909910	Kerupuk of shrimps	0	48 729	0	128 111
1901909990	Oth than kerupuk of shrimps	682 039	7 215 203	2 287 789	26 056 863
1902110000	Uncooked pasta, not stuffed/ otherwiseprepared, containing eggs	72 218	649 700	100 824	871 632
1902192000	Uncooked pasta,not stuffed/ otw prep.notcont.eggs,rice vermicelli	50 506	306 198	75 509	370 798
1902193000	Uncooked pasta,not stuffed/ otw prep.notcont. eggs, transparent \	21 163	510 659	27 313	660 197
1902194000	Uncooked pasta, not stuffed/ otherwiseprepared, not containing e	6 216	46 897	21 541	158 982
1902199000	Uncooked pasta, not stuffed/ otherwiseprepared, not containing e	256 671	2 119 828	421 476	3 332 483
1902201000	Stuffed pasta with meat or meat offal,whether or not cooked or oi	0	137 090	0	488 296
1902209000	Stuffed pasta w/ o meat/ meat offal,fish,crustac/ mollsc,wthr/ not cc	0	1 716	0	11 083
1902302000	Oth pasta, instant rice vermicelli	28	24 349	76	81 862
1902303000	Oth pasta, transparant vermicelli	524 018	5 244 931	556 715	5 704 468
1902304000	Oth pasta, oth instant noodles	201 783	1 598 478	611 656	5 157 895
1902309000	Oth pasta,not instant rice vermicelli,transp vermicelli,oth instant n	63 100	777 342	106 205	1 281 579
1902400000	Couscous	3 032	26 927	4 829	48 260
1903000000	Tapioca&substitutes thf prep fr starch,in flake,grain,pearl,sifting/ s	21 622	102 974	29 670	122 869
1904101000	Prep food obtain by the swell/ roastingof cereals/ cereal products, c	105 838	3 935 639	315 675	11 724 720
1904109000	Prep food obtain by the swell/ roastingof cereal/ cereal product,noi	115 786	1 935 322	266 559	6 775 450

I.3. IM POR M ENURUT KOM ODITI / IM PORT BY HS COM M ODITY
***** DESEM BER / DECEMBER 2014 *****

H S	Uraian Komoditi Commodity Description	Berat Bersih / Net Weight (Kg)		Nilai / Value C.I.F (US\$)	
		Bulan ini Current Month	Kumulatif Cum.Jan. to date	Bulan ini Current Month	Kumulatif Cum.Jan. to date
1904201000	Prepared foods obtained from unroastedcereal flakes	57	22 625	211	57 513
1904209000	Prep food obtain fr mixture f unroastedcereal flake and roast cer f	7 037	119 248	14 575	304 001
1904901000	Rice preparations, includingpre-cooked rice	25 835	183 910	79 262	591 199
1904909000	Oth prepared foods obtainedof cereals or cereal products	28 106	363 312	71 875	1 192 504
1905100000	Grispbread	11 735	150 708	25 821	361 830
1905200000	Gingerbread and the like	0	39	0	1 034
1905311000	Sweet biscuits not containing cocoa	347 884	3 208 527	816 083	10 429 271
1905312000	Sweet biscuits containing cocoa	137 696	1 480 020	732 613	8 753 423
1905320000	Waffles and wafers	133 328	2 902 559	490 977	11 267 730
1905401010	Rusk,toastd bread & sim toasted product,bread crumb nosugar,ho	174 982	2 452 871	205 876	3 392 030
1905401090	Rusk,toastd bread & sim toasted product,not bread crumb nosuga	6 228	6 422	13 950	14 406
1905409000	Rusk,toastd bread & sim toasted product,bread crumb w/ sugar,hc	16 196	262 322	46 333	1 392 189
1905901000	Unsweetened teething biscuits	0	200	0	1 944
1905902000	Other unsweetened biscuits	1 327	61 565	5 621	291 149
1905903000	Cakes	246 457	1 042 247	353 081	2 865 901
1905904000	Pastries	0	71 925	0	331 007
1905906000	Empty cachets and similar products ofa kind suitable for pharmace	0	1	0	9
1905907000	Communion wafers, sealing wafers,rice paper and similar products	0	451	0	5 548
1905908000	Other crisp savoury food products	153 097	2 174 770	916 903	11 492 058
1905909000	Other baker wares	450 547	4 703 218	883 240	10 474 389
2001100000	Cucumbers and gherkins,prepared orpre served by vinegar or acet	6 170	37 638	8 593	74 723
2001901000	Onions, prepared/ preserved byvinegar or acetic acid	6 256	25 096	13 970	59 388
2001909000	Oth vegetable,fruit,nuts,edible part ofplant prep/ presv by vinegar/	18 505	240 850	49 867	529 082
2002101000	Tomatoe,cooked otw than by steam/boilingin water not prep/pre	54 000	465 190	53 523	467 220
2002109000	Tomatoe,not cooked otw thn by steam/boilin water not prep/pre	38 510	186 728	33 392	101 326
2002901000	Tomato paste,not prepared or preservedby vinegar or acetic acid	791 526	9 455 567	835 360	10 173 644
2002902000	Oth tomato powder,prepared/ preservedotherwise than by vinega	1 000	4 693	4 011	18 643
2002909000	Other tomatoes, prepared/ preservedotherwise than by vinegar/ac	82	266 375	1 067	430 150
2003100000	Mushrooms of the genus agaricus, notprep/ presrved by vinegar/a	160 772	2 071 547	148 995	2 099 566
2003901000	Truffles, not prepared/ preserved byvinegar or acetic acid	200	6 061	34 244	215 710
2003909000	Oth mushrooms, not prepared/ preservedby vinegar or acetic acid	8 503	156 748	8 855	179 817
2004100000	Potatoes, frozen, not preprd/ preservedby vinegar or acetic acid	4 077 679	32 300 603	4 684 824	37 705 353
2004909000	Oth vegetables & mixtures of vegetables,frozn,prep/ presrv by vine	4 631	206 328	9 800	315 762
2005109000	Hmgnis vegetbl not in airtightcontainernot frozn,not prep/ presrv t	15 750	53 411	8 190	26 310
2005201900	Potat chip&stick no in airtightcontainrnot frozn,not prep/ presrv by	0	3 633	0	20 289
2005209100	Other potatoes in airtight containers,not frozn,not prep/ presrv by	55 775	196 728	125 314	496 671
2005209900	Other potatoe,not in airtightcontainsnot frozn,not prep/ presrv by	3 112	38 895	18 570	244 213
2005400000	Peas (pisum sativum), not frozen,notprepard/ preserved by vinegar/	7 480	1 181 806	22 487	694 752
2005510000	Beans,shelled, not frozen, not preparedor preserved by vinegar or	30 233	496 958	41 385	691 833
2005591000	Oth bean in airtightcontainr,not froznnot prep/ presrv by vinegar/ε	0	21 808	0	16 571
2005599000	Oth bean not in airtightcontnr,notfroznnot prep/ presrv by vinegar.	67 389	251 467	98 919	394 247
2005600000	Asparagus, not frozen, not preparedor preserved by vinegar or ace	53 816	580 892	53 825	554 799
2005700000	Olives, not frozen, not preparedor preserved by vinegar or acetic ε	31 161	57 656	69 921	183 560
2005800000	Sweet corn-zea mays var.saccharata,notfrozen,not prep by vinega	181 902	1 448 676	174 115	1 210 713
2005910000	Bamboo shoots,not frozen,not preparedby vinegar/acid	0	104 480	0	77 812
2005991000	Oth vegetabl& mixtr of vegt in airtightcontainr,not frozn,not prep t	4 000	119 384	152 899	3 019 431
2005999000	Oth vgtbl& mixtr of vegt not in airtghtcontainr,not frozn,not prep t	75 903	1 530 095	247 494	4 187 901
2006000000	Vegetables,fruit,nuts,fruit-peel & oth parts of plants,preserved by ε	91 306	328 870	103 533	438 841
2007100000	Jams, fruit jellies, marmalades, fruit/ nut, homogenised preparatio	18 381	503 892	105 012	1 258 341
2007910000	Citrus fruit	6 512	27 051	20 729	94 168
2007991000	Fruit pastes oth than of mango,pineapples or strawberries	306 553	5 215 972	320 001	4 400 299
2007999000	Fruit pastes of mango, pineapplesor strawberries	721 533	5 599 750	1 224 420	8 989 909
2008111000	Roasted ground nuts, othwise prepared/ preserved	16 250	471 407	61 458	1 278 384
2008112000	Peanut butter, othwise prepared/ preserved	40 112	383 298	192 861	1 791 607
2008119000	Oth ground nuts, othwise prepared/ preserved	23 955	241 186	41 725	404 034
2008191000	Cashew, incl. mixtures,othwiseprepared or preserved	1 881	62 318	5 915	493 089
2008199000	Other nuts and seeds, othwiseprepared or preserved	252 405	3 947 529	717 192	6 854 041
2008200000	Pineapples, othwise prepared/ preserved	0	35 772	0	48 949
2008301000	Citrus fruit,added sugar/oth.sweetningmatter or spirit,otw prepar	108 000	1 615 988	106 240	1 655 197
2008309000	Citrus fruit, no sugar/oth.sweetningmatter or spirit,otw prepared/	194 400	6 427 318	193 114	6 269 977
2008401000	Pears,added sugar/oth.sweeteningmatter or spirit,otw prepared/ε	0	28 432	0	52 661
2008501000	Apricots,cont added sugar/oth sweetnigmatter/ spirit otw prepare	1 589	5 309	2 559	10 571
2008601000	Cherries,cont added sugar/oth sweetnigmatter/ spirit otw prepare	54 343	473 696	147 355	1 284 439
2008701000	Peaches,cont added sugar/oth sweetningmatter/ spirit otw prepar	56 879	257 394	92 083	371 769

I.3. IM POR M ENURUT KOM ODITI / IM PORT BY HS COM M ODITY
***** DESEM BER / DECEM BER 2014 *****

H S	Uraian Komoditi Commodity Description	Berat Bersih / Net Weight (Kg)		Nilai / Value C.I.F (US\$)	
		Bulan ini Current Month	Kumulatif Cum.Jan. to date	Bulan ini Current Month	Kumulatif Cum.Jan. to date
2008709000	Peaches, no sugar/oth sweetningmatter/ spirit otw prepared/ pres	0	14 846	0	44 303
2008801000	Strawberrie,cont added sugar/ oth sweetmatter/ spirit otw prepare	0	10 378	0	45 439
2008930000	Cranberries, otherwise prep/ preserved,whether or not containing	0	510	0	2 041
2008971000	Mixture of stem,root&oth edible partofplant not incl fruit/nut,otw	6 662	29 201	10 729	49 708
2008972000	Mxtre oth of stem,root&oth edible partofplant notincl fruit/nut,ot	48 459	358 307	58 836	513 170
2008979000	Oth mixtures othwise prep./ preserved	225	83 337	447	177 462
2008991000	Lychees, othwise prepared or preserved	163 836	1 896 497	166 922	1 694 517
2008992000	Longans, othwise prepared or preserved	0	120 442	0	236 963
2008993000	Stem,root&oth.edible part of plant notinc friuts or nuts, otw prep/	43 830	518 460	75 051	860 530
2008994000	Othwise prepared or preserved,added sugar/sweetening matter o	56 023	317 763	77 114	1 096 144
2008999000	Othwise prepared or preserved, notadded sugar/sweetening matt	32 259	338 546	35 351	558 337
2009110000	Orange juice, frozen	856 860	7 775 832	1 154 805	13 849 173
2009120000	Orange juice, not frozen, of a brixvalue not exceeding 20	552 993	3 464 611	539 582	3 491 352
2009190000	Other orange juice	13 556	168 883	41 361	580 117
2009210000	Grapefruit (including pomelo) juice,of a brix value not exceeding 2	0	39 122	0	34 413
2009290000	Other grapefruit juice	34 004	199 781	158 796	1 055 249
2009310000	Juice of any other single citrusfruit, of a brix value not exceeding 2	9 590	52 776	15 622	92 422
2009390000	Other juice of any other single citrusfruit	4 133	105 210	7 345	542 501
2009410000	Pineapple juice, of a brix value notexceeding 20	6 679	53 417	5 258	59 803
2009490000	Other pineapple juice	387	80 711	542	246 391
2009500000	Tomato juice	44 164	262 873	31 056	200 402
2009610000	Grape juice (including grape must),of a brix value not exceeding 20	27 815	1 084 989	34 310	2 218 602
2009690000	Other grape juice	41 843	416 407	112 858	1 255 398
2009710000	Apple juice, of a brix value notexceeding 20	26 168	212 393	27 380	285 933
2009790000	Other apple juice	152 750	852 927	304 409	1 543 507
2009819000	Cranberry juice not for infant use	13 369	137 853	17 834	669 507
2009891000	Blackcurrant juice	8 553	46 103	47 980	243 742
2009899100	Oth juice of any oth single fruit /vegetables for infant use	0	1 561	0	6 238
2009899900	Oth juice of any oth single fruit /vegetables not for infant use	33 471	666 736	180 664	1 281 258
2009901000	Mixtures of juices for instant use	57	1 232	387	5 415
2009909000	Mixtures of juices not for instant use	147 008	1 233 294	170 023	2 526 166
2101111000	Instant coffee	550 743	9 228 004	2 962 975	57 924 942
2101119000	Extracts, essences and concentratesoth than coffee	198 443	561 763	334 028	2 547 129
2101129000	Prep w/ basis extrct,esenc/ conctrts/ w/basis coffee,oth thn mxtr i	283 295	4 911 066	1 822 829	34 051 626
2101201000	Tea preprtn consisting of a mixtureof tea, milk powder and sugar	31 654	215 701	148 067	988 087
2101209000	Oth extract,essence,concentrate, of teaor mate & prep. milk powc	57 620	1 678 393	275 688	12 758 507
2101300000	Roasted chicory&oth.roasted coffee substitute,extract,essence&cc	138	1 411	2 066	14 862
2102100000	Active yeasts	315 400	3 142 200	806 040	8 299 170
2102200000	Inactive yeasts; oth single-cell microorganisms, dead	511 529	5 615 395	634 234	6 660 029
2102300000	Prepared baking powders	300 494	4 576 602	1 193 158	14 004 154
2103100000	Soya sauce	827 124	13 426 022	795 096	11 918 300
2103200000	Tomato ketchup and other tomato sauces	89 600	671 099	164 204	1 130 428
2103300000	Mustard flour & meal & prepared mustard	3 808	94 563	13 351	386 917
2103901000	Chilli sauce	14 174	34 180	44 350	128 980
2103903000	Fish sauce	84 781	1 265 495	87 391	1 183 822
2103904000	Oth mixed condiments and mixedseasonings, including belachan	3 090	83 517	11 313	219 492
2103909000	Oth sauces and preparations therefor;mustard flour & meal & pre	1 412 953	13 695 350	4 120 123	39 157 759
2104101100	Soups and broths & preparationtherefor containing meat for infan	0	3	0	71
2104101900	Soups and broths & preparationtherefor cont meat not for infant u	10 000	96 414	44 490	328 113
2104109100	Soups and broths & preparationtherefor not cont meat for infant u	0	10 000	0	333 001
2104109900	Soups and broths & preparationtherfor not cont meat notfor infan	101 930	592 575	302 550	1 908 293
2104201100	Homogenised composite food prepartion,containing meat for infa	0	2 593	0	23 040
2104201900	Homogenised composite food prepartion,containing meat not for	0	311	0	5 354
2104209100	Homogenised composite food prepartion,not containing meat for	0	12 893	0	113 498
2104209900	Homogenised composite food prepartion,not containing meat not	14	20 983	70	68 489
2105000000	Ice cream and other edible ice, whether or not containing cocoa	355 544	4 760 828	1 747 210	13 458 761
2106100000	Protein concentrates and texturedprotein substances	826 349	11 049 978	1 838 859	23 997 259
2106901000	Dried bean curd and bean curd sticks	6 934	107 967	11 139	220 627
2106902000	Flavoured or colored syrups	108 421	1 741 959	295 661	4 379 675
2106903000	Non-dairy creamer	4 847 001	71 885 090	10 760 214	145 592 373
2106904100	Autolysed yeast preparations in powderform	70 207	1 465 903	520 451	11 975 882
2106904900	Autolysed yeast preparations not in powder form	92 464	802 679	322 634	2 807 674
2106905100	Non-alcoholic prep of raw material forthe manufact of composite	95	305 267	3 450	1 929 619
2106905200	Non-alcoholic composite concentrts forsimple dilution w/ water tc	182 581	3 028 407	1 952 791	35 933 705

I.3. IM POR M ENURUT KOM ODITI / IM PORT BY HS COM M ODITY
***** DESEM BER / DECEM BER 2014 *****

H S	Uraian Komoditi Commodity Description	Berat Bersih / Net Weight (Kg)		Nilai / Value C.I.F (US\$)	
		Bulan ini Current Month	Kumulatif Cum.Jan. to date	Bulan ini Current Month	Kumulatif Cum.Jan. to date
2106905300	Ginseng based products	0	17 508	0	351 519
2106905900	Other non-alcoholic preparations use formaking / manufacturing t	238 658	6 025 000	2 341 217	37 627 453
2106907000	Food supplements	527 912	7 028 029	10 476 942	115 114 216
2106908000	Fortificant premixes	141 222	1 512 525	634 124	5 009 318
2106909100	Oth mixtures of chemicals/ oth substancesof a kind used for food p	83 000	1 471 235	117 440	2 076 041
2106909200	Ginseng based preparations	2 727	71 438	86 538	676 983
2106909300	Foods preparations for lactase deficientinfants	100	250	1 437	3 675
2106909400	Other food preparations for infant use	25 289	494 451	270 358	5 722 690
2106909600	Other medical foods	4 939	123 632	104 803	1 765 690
2106909800	Other flavouring preparations	137 459	1 692 361	1 008 711	12 215 785
2106909910	Tempeh	0	6	0	4 347
2106909990	Other food preparations not elsewherespecified or included	940 750	13 363 860	8 023 840	82 918 696
2201100010	Mineral waters	36 821	2 775 707	25 157	2 112 592
2201100020	Aerated waters	0	4 820	0	9 413
2201909010	Demineralized waters	2	2	189	189
2201909090	Other waters not containing added sugaror oth sweetening matte	8 075	8 354	9 076	11 767
2202101000	Sparkling mineral waters and aeratedwaters, flavoured	55 607	827 747	63 296	752 107
2202109000	Other waters, containing added sugar/ oth sweetening or flavoure	4 728 403	52 160 013	2 633 520	30 619 636
2202901000	Flavoured uht milk drinks	139 782	1 537 076	200 146	2 213 922
2202902000	Soya milk drinks	1 089 150	10 762 418	714 750	7 181 914
2202903000	Oth non-aerated beverage ready forimmediate consumption with	2 193 839	28 519 399	2 643 393	33 552 640
2202909000	Oth non-alcoholic beverages, excludingfruit or vegetable juices	3 862 238	43 379 425	2 701 091	26 950 439
2203001000	Beer made from malt, Stout and porter	0	1 336	0	7 598
2203009000	Other beer made from malt,including ale	1 919	314 254	12 368	668 892
2204100000	Sparkling wine	3 095	19 144	47 758	240 652
2204211100	Wine, in containers <= 2 l, alcoholicstrength by volume <= 15%	10 920	97 677	97 320	752 560
2204212100	Grape must,in container <=2 l,alcoholicstrength by volume <= 15%	0	34 430	0	323 415
2204212200	Grape must,in container <=2 l,alcoholicstrength by volume > 15%	0	380	0	2 449
2204291100	Wine, in containers > 2 l, alcoholicstrength by volume <= 15%	0	80 300	0	266 548
2204291300	Wine, in containers > 2 l, alcoholicstrength by volume > 15% & <=	0	9	0	174
2204301000	Other grape must, alcoholic strength byvolume <= 15%	40 766	210 337	236 647	1 256 156
2205101000	Vermouth & oth wine,in container <=2 l,alcoholic strength by volu	0	4 165	0	26 482
2205102000	Vermouth & oth wine,in container <=2 l,alcoholic strength by volu	1 083	1 083	8 605	8 605
2206002000	Sake (rice wine)	6 500	26 849	22 100	89 707
2207100000	Undenatured ethylalcohol of alcoholic	11 724	1 261 596	21 803	475 594
2207201100	Ethyl alcohol of an alcoholic strength	2 023	29 147	2 745	46 591
2207201900	Oth denatured ethyl alcohol, including	42	663	852	9 241
2207209000	Other ethyl alcohol and other spirits	0	8	0	143
2208205000	Brandy	503	10 114	6 420	61 302
2208209000	Other spirits obtained by distilling	31 910	100 220	433 539	1 227 818
2208300000	Whiskies	143 953	523 396	1 541 114	6 723 919
2208400000	Rum & oth spirit obtained by	4 033	33 920	30 417	225 037
2208500000	Gin & geneva	13 519	60 059	101 335	484 366
2208600000	Vodka	27 256	106 455	211 993	896 616
2208700000	Liqueurs & cordials	22 410	61 576	191 522	581 466
2208908000	Bitters & similar beverages of analcoholic strength by volume > 57	2 590	2 708	36 630	37 797
2208909000	Other spirituous beverages	6 218	27 869	63 648	245 910
2209000000	Vinegar and substitutes for vinegarobtained from acetic acid	74 666	622 184	105 691	946 800
2301100000	Flours, meals & pellets, of meat / meatoffal; greaves	4 261 303	65 236 439	3 318 455	52 020 113
2301201000	Flours,meal&pellet,of fish w/ a proteincontent weight <60%/crust	2 378 320	17 871 360	2 338 567	16 768 952
2301202000	Flours,meal&pellet,of fish w/ a proteincontent weight >=60%/cru:	2 834 391	22 147 582	4 176 981	30 869 988
2301209000	Oth flours,meals&pellets unfit for humanconsumpsion	4 322 680	39 133 095	5 057 425	42 873 790
2302100000	Bran, sharps and other residues of maize(corn)	81 823	2 084 308	65 596	1 858 030
2302300000	Bran, sharps and other residues of wheat	2 927 680	6 446 177	433 080	1 852 593
2302500000	Bran, sharps and other residues ofleguminous plants	272 850	6 301 370	104 492	2 063 013
2303101000	Residues of starch manufacture of manioc(cassava) or sago	0	42 508	0	95 947
2303109000	Other residues of starch and similarresidues	17 364 377	271 245 259	12 993 947	224 896 517
2303300000	Brewing or distilling dregs and waste	21 163 234	284 042 462	4 753 171	85 170 310
2304001000	Defalted soya been flour, fit for humanconsumpsion	225 250	5 247 657	155 792	3 946 032
2304009000	Oil-cake&other solid residues, fromextraction of soyabean oil	211 835 815	3 823 424 561	103 831 811	2 190 988 659
2306300000	Oil-cake and other solid residues ofsunflower seeds	21 583	221 197	6 691	88 400
2306411000	Oil-cake and other solid residues of lowerucic acid rape seeds	90 000	8 597 715	23 621	2 608 493
2306412000	Oil-cake and other solid residues of lowerucic acid colza seeds	80 100	884 429	30 038	351 992
2306491000	Oil-cake and other solid residues of othrape seeds	7 841 088	135 830 720	2 103 375	38 349 817

I.3. IM POR M ENURUT KOM ODITI / IM PORT BY HS COM M ODITY
***** DESEM BER / DECEM BER 2014 *****

H S	Uraian Komoditi Commodity Description	Berat Bersih / Net Weight (Kg)		Nilai / Value C.I.F (US\$)	
		Bulan ini Current Month	Kumulatif Cum.Jan. to date	Bulan ini Current Month	Kumulatif Cum.Jan. to date
2306492000	Oil-cake and other solid residues of othcolza seeds	120 200	1 285 566	28 679	347 327
2306500000	Oil-cake and other solid residues ofcoconut/copra	130 000	1 319 500	8 346	88 035
2306600000	Oil-cake and other solid residues ofpalm nuts or kernels	0	10	0	697
2306901000	Oil-cake and other solid residues ofmaize (corn) germ	1 886 775	23 918 168	1 408 993	18 630 398
2306909000	Other oil-cake and other solid residues	660 830	18 044 427	164 831	3 808 335
2308000000	Vegetable materials and waste, residuesof a kind used in animal fe	0	600 491	0	353 533
2309101000	Dog or cat food, put up for retail sale,containing meat	2 401 535	25 385 442	2 789 084	28 253 435
2309109000	Dog or cat food, put up for retail sale,not containing meat	332 975	10 856 160	509 470	15 783 034
2309901100	Complete feed of a kind suitable forpoultry	191 600	2 479 356	121 185	1 545 093
2309901200	Complete feed of a kind suitable forswine	3 528 488	38 053 106	1 687 213	18 232 675
2309901300	Complete feed of a kind suitable forprawns	657 850	2 651 810	728 938	3 179 620
2309901400	Complete feed of a kind suitable forprimates	0	57 441	0	60 459
2309901900	Other complete feed	233 927	2 444 169	346 423	3 042 207
2309902000	Premixes, feed supplements and feedadditives for animal	3 449 543	41 158 650	10 668 233	126 362 478
2309903000	Other preparations of a kind used inanimal feeding, containing me	22 867 447	304 861 152	14 599 313	201 236 295
2309909000	Other preparations of a kind used inanimal feeding, not containinç	15 477 957	194 732 035	12 467 166	158 043 166
2401101000	Virginia tobacco, not stemmed/ stripped,flue-cured	111 203	10 526 592	2 106 611	62 983 690
2401104000	Burley tobacco, not stemmed/ stripped	9 250	1 475 781	65 832	6 388 208
2401105000	Oth tobacco, not stemmed/ stripped,flue-cured	27 507	1 394 644	80 200	6 907 226
2401109000	Oth tobacco, not stemmed/ stripped, notflue-cured	454 271	19 379 517	3 042 555	121 545 176
2401201000	Virginia tobacco, partly or whollystemmed/ stripped,flue-cured	2 863 423	33 256 639	19 446 069	200 405 304
2401202000	Virginia tobacco, partly or whollystemmed/ stripped,not flue-curec	94 200	599 062	300 741	2 757 705
2401203000	Oriental tobacco, partly or whollystemmed/ stripped	227 232	10 522 711	1 903 965	73 905 077
2401204000	Burley tobacco, partly or wholly stemmed/ stripped	44 399	4 422 243	280 200	29 750 197
2401205000	Oth tobacco, partly or wholly stemmed/ stripped, flue-cured	7 414	65 090	808 624	7 736 644
2401209000	Oth tobacco, partly or wholly stemmed/ stripped,not flue-cured	105 797	7 454 903	490 904	49 804 666
2401301000	Tobacco stems	165 350	4 929 345	114 207	5 546 905
2401309000	Other tobacco refuse	88 770	1 705 441	88 296	2 044 774
2402100000	Cgars, cheroots and cigarillos,containing tobacco	8 332	101 896	107 654	1 516 970
2402201000	Beedies	0	764	0	24 527
2402202000	Clove cigarettes	0	1 099	0	55 900
2402209000	Other cigarettes containing tobacco	19 111	625 339	405 717	15 309 109
2402902000	Cigarettes of tobacco substitutes	0	11 068	0	438 745
2403110000	Water pipa tobacco	0	27	0	1 581
2403191900	Not ang hoon, packed for retail sale	0	769	0	25 936
2403192000	Oth manufactured tobacco for themanufacture of cigarette	751 220	9 055 534	5 180 948	56 166 116
2403199000	Other smoking tobacco, whether or notcontaining tobacco substit	11 670	157 501	107 593	1 506 054
2403919000	Homogenised or reconstituted tobacco,packed not for retail sale	257 545	3 339 186	750 027	10 109 738
2403991000	Tobacco extracts and essences	0	751	0	5 319
2403995000	Chewing and sucking tobacco	15 100	35 100	4 365	10 365
2403999000	Oth manufactures tobacco & manufacturedtobacco substitutes	415 800	2 202 478	2 869 020	16 733 459
2501001000	Table salt	132	1 502	3 560	33 941
2501002000	Rock salt	4 927	17 873	8 669	78 228
2501009010	Oth salt cont. at least 94.7% sodiumchloride calculated on a dry bç	231 515 379	2 267 094 642	10 490 991	104 096 349
2501009090	Other salt and sea water	100 395	1 046 673	13 550	137 834
2502000000	Unroasted iron pyrites	44 335	310 335	16 300	119 290
2503000000	Sulphur of all kinds, oth than sublimed,precipitated and colloidal s	28 594 541	368 292 252	4 764 471	72 516 359
2504100000	Natural graphite, in powder or in flakes	1 112 734	11 483 071	332 738	4 212 858
2504900000	Natural graphite,not in powder nor inflakes	41 603	880 788	130 594	1 414 525
2505100000	Silica sands and quartz sands	3 147 147	43 624 798	481 974	6 548 164
2505900000	Other natural sands,whether/ not coloredother than metal-bearingç	86 055	13 065 820	74 595	2 160 759
2506100000	Quartz	304 360	5 417 871	39 567	949 547
2506200000	Quartzite	72 503	3 037 128	31 067	659 945
2507000000	Kaolin and other kaolinic clays,whetheror not calcined	10 484 801	122 199 614	3 193 446	37 662 640
2508100000	Bentonite	33 815 834	291 529 382	3 636 432	35 853 732
2508300000	Fire-clay	541 510	10 672 201	195 070	4 454 942
2508401000	Fuller's earth	907 820	18 221 854	239 896	4 598 220
2508409000	Other clays	4 295 023	63 979 754	2 953 778	27 408 858
2508500000	Andalusite, kyanite and sillimanite	235 319	1 726 866	123 350	923 473
2508600000	Mullite	235 159	3 449 953	90 372	1 309 935
2508700000	Chamotte or dinas earths	166 371	2 664 451	43 597	1 026 989
2509000000	Chalk	65 169	438 709	632 869	1 123 190
2510101000	Apatite, unground	51 318	900 403	67 775	1 236 812
2510109000	Oth natural calcium phosphates,naturalaluminium calcium phosphi	171 598 541	1 385 886 582	22 597 529	184 571 944

I.3. IM POR M ENURUT KOM ODITI / IM PORT BY HS COM M ODITY
***** DESEM BER / DECEM BER 2014 *****

H S	Uraian Komoditi Commodity Description	Berat Bersih / Net Weight (Kg)		Nilai / Value C.I.F (US\$)	
		Bulan ini Current Month	Kumulatif Cum.Jan. to date	Bulan ini Current Month	Kumulatif Cum.Jan. to date
2510209000	Oth natural calcium phosphates,naturalaluminium calcium phosph	80 000	465 776	138 060	1 023 017
2511100000	Natural barium sulphate (barytes)	10 087 214	106 103 505	2 110 910	21 032 837
2512000000	Siliceous fossil meals and similarsiliceous earths	404 622	4 933 555	237 090	3 106 781
2513100000	Pumice stone	3 181	96 443	33 649	267 644
2513200000	Emery, natural corundum, natural garnetand other natural abrasiv	3 863 080	21 632 852	1 334 002	8 091 315
2514000000	Slate, whether or not roughly trimmed ormerely cut	77 439	1 930 446	29 631	778 538
2515110000	Marble and travertine, crude or roughlytrimmed	549 015	5 840 783	127 164	1 063 065
2515121000	Marble and travertine, merely cut into blocks	4 105 203	35 990 342	1 173 963	10 889 485
2515122000	Marble and travertine, merely cut into slabs	2 468 121	35 046 712	1 167 225	16 643 254
2515200000	Ecaussine & other calcareous monumentalor building stone; alaba	0	40 761	0	2 550
2516110000	Granite, crude or roughly trimmed	7 481	35 019	4 800	13 516
2516121000	Granite, merely cut into blocks	727 710	11 464 259	245 062	2 928 021
2516122000	Granite, merely cut into slabs	1 406 031	13 770 015	519 616	5 264 496
2516201000	Sandstone,crude or roughly trimmed	0	478 022	0	84 554
2516202000	Sandstone,merely cut into blocks orslabs	0	190 657	0	99 715
2516900000	Other monumental or building stone	104 533	558 634	27 392	318 483
2517100000	Pebbles, gravel, broken/crushed stonewhether or not heat treatec	52 715 014	429 319 953	623 056	5 880 300
2517200000	Macadam of slag, dross or similarindustrial waste	0	19	0	718
2517300000	Tarred macadam	0	420	0	813
2517410000	Granules, chippings and powder of marble	394 425	2 948 663	57 904	475 469
2517490000	Granules, chippings & powder of stoneswhether or not heat treat	264 781	9 340 345	76 453	3 403 852
2518100000	Dolomite, not calcined or sintered	0	5 210 683	0	585 751
2518200000	Dolomite, calcined or sintered	2 827 400	26 868 136	387 968	3 663 099
2518300000	Dolomite, ramming mix	0	700 957	0	154 800
2519100000	Natural magnesium carbonate (magnesite)	303 522	2 756 240	99 711	921 072
2519901000	Fused magnesia; dead-burned magnesia	1 203 313	14 264 137	424 884	4 282 521
2519902000	Oth magnesium oxide, whether or not pure	3 927 169	47 730 444	1 573 807	19 655 721
2520100000	Gypsum, anhydrite	153 295 810	2 017 705 832	4 943 872	67 254 426
2520201000	Plasters, of a kind use suitable for usein dentistry	0	97 659	0	55 655
2520209000	Other plasters	3 787 654	34 249 042	571 911	5 422 545
2521000000	Limestone flux; limestone and othercalcareous stone of lime or ce	29 205 891	455 211 301	931 855	10 801 334
2522100000	Quicklime	5 859 494	52 983 856	600 939	6 002 340
2522200000	Slaked lime	1 616 032	35 464 416	209 743	5 279 494
2522300000	Hydraulic lime	0	441 619	0	105 713
2523101000	Cement clinkers, for white cement	0	38 507 598	0	2 046 085
2523109000	Other cement clinkers	243 351 872	2 148 300 806	12 612 918	111 135 651
2523210000	Portland cement, white cement, whetheror not artificially colore	0	122	0	2 812
2523291000	Portland cement, coloured cement	8 650 000	351 357 200	486 869	22 907 047
2523299000	Other portland cements	77 776 732	133 505 842	5 599 536	9 449 731
2523300000	Aluminous cement	47 600	536 493	33 011	537 217
2523900000	Other hydraulic cements	200 479 560	1 384 229 910	14 506 766	103 516 448
2524900000	Other asbestos	7 562 500	109 687 149	4 937 011	68 494 695
2525100000	Crude mica and mica rifted into sheetsor splittings	138	5 948	1 444	14 797
2525200000	Mica powder	79 674	2 709 839	226 722	4 270 086
2526100000	Natural steatite, not crushed, notpowdered	385 000	1 296 435	80 950	275 986
2526201000	Talc powder, crushed or powdered	5 088 909	96 027 306	1 348 711	24 806 856
2526209000	Oth natural steative, crushed/powdered	507 869	3 541 523	236 375	1 396 210
2528000000	Natural borates and concentrates;naturalboric acid containing < 8%	120 000	1 809 381	79 560	1 158 023
2529100000	Feldspar	37 064 761	368 078 875	2 923 732	29 166 945
2529210000	Fluorspar, containing by weight 97% orless of calcium fluoride	2 041 143	8 144 942	549 379	2 175 498
2529220000	Fluorspar, containing by weight morethan 97% of calcium fluoride	85 000	1 560 391	65 176	1 087 783
2529300000	Leucite; nepheline & nepheline syenite	400 777	3 276 810	161 747	1 164 538
2530100000	Vermiculite, perlite and chlorites,unexpanded	216 119	3 704 263	58 810	1 551 205
2530201000	Kieserite	14 140 950	183 451 553	2 331 708	32 008 589
2530202000	Epsomite	7	14	340	901
2530901000	Zirconium silicates of a kind used asopacifiers	368 000	9 686 661	483 530	4 362 342
2530909000	Other mineral substances not elsewherespecified or included	2 968 477	33 075 546	622 233	7 061 307
2601110000	Iron ores and concentrates, other thanroasted iron pyrites :non ag	334 912 931	3 782 843 209	25 337 969	356 143 334
2601120000	Iron ores and concentrates, other thanroasted iron pyrites :agglor	222 604	86 199 623	152 949	14 282 204
2601200000	Roasted iron pyrites	0	2 183 362	0	701 629
2602000000	Manganese ores & concentrates,includingferruginous manganese,	13 275 007	59 171 574	2 534 029	9 077 069
2603000000	Copper ores and concentrates	13 057 156	23 206 875	22 830 448	42 829 222
2604000000	Nickel ores and concentrates	0	1	0	1
2606000000	Aluminium ores and concentrates	13 784	403 997	9 800	275 364

I.3. IM POR M ENURUT KOM ODITI / IM PORT BY HS COM M ODITY
***** DESEM BER / DECEM BER 2014 *****

H S	Uraian Komoditi Commodity Description	Berat Bersih / Net Weight (Kg)		Nilai / Value C.I.F (US\$)	
		Bulan ini Current Month	Kumulatif Cum.Jan. to date	Bulan ini Current Month	Kumulatif Cum.Jan. to date
2607000000	Lead ores and concentrates	0	25 618	0	46 584
2608000000	Zinc ores and concentrates	0	5 436	0	81 079
2609000000	Tin ores and concentrates	700	725 718	22 170	1 938 531
2610000000	Chromium ores and concentrates	528 000	4 938 870	199 565	1 937 868
2611000000	Tungsten ores and concentrates	154	3 280	11 185	252 847
2613100000	Molybdenum ores and concentrates,roasted	0	7	0	4 560
2613900000	Molybdenum ores and concentrates, notroasted	0	1	0	182
2614001000	Titanium ores and concentrates, ilmeniteores and concentrates	0	69 068	0	95 026
2614009000	Titanium ores and concentrates, otherthan ilmenite ores & concer	98 000	4 935 333	95 550	4 915 896
2615100000	Zirconium ores and concentrates	772 823	9 733 424	954 316	12 269 153
2615900000	Niobium, tantalum or vanadium ores andconcentrates	1 157	287 096	16 796	658 213
2616900000	Precious metal ores other than silverores and concentrates	240	1 848	168 000	450 516
2617100000	Antimony ores and concentrates	7 244	66 726	37 155	416 262
2617900000	Other ores and concentrates.	48 000	280 790	19 818	141 049
2618000000	Granulated slag (slag sand)from themanufacture of iron or steel	0	38	0	448
2620290000	Slag,ash & residues cont mainly lead,not leaded gasoline sludges &	163	239	1 348	1 905
2620400000	Slag,ash & residues containing mainlyaluminium	0	454	0	1 878
2620991000	Slag & hardhead of tin	0	73	0	373
2620999000	Other slag, ash & residues,containingmetals, arsenic, or their com	0	272	0	1 769
2621900000	Seaweed ash (kelp)	0	21 000	0	25 477
2701110000	Anthracite	33 443 112	163 671 420	3 606 020	22 529 765
2701121000	Bituminous coal: coking coal	257 660 000	2 021 553 968	28 504 156	259 365 131
2701129000	Bituminous coal: not coking coal	37 030	31 044 907	17 900	5 195 853
2701190000	Other coal,whether or not pulverisedbut not agglomerated	45 091	56 027 265	21 035	8 950 019
2701200000	Briquettes,ovoids & similar solidfuels manufactured from coal	198 270	2 609 725	50 310	653 410
2702100000	Lignite, whether or not pulverised,but not agglomerated	0	85 398	0	90 834
2702200000	Agglomerated lignite	18 161	92 327	17 661	187 060
2703001000	Peat, whether or not compressed intobales, but not agglomerated	6 910	423 629	13 238	109 429
2704001000	Coke & semi-coke of coal	66 886 667	257 093 933	12 350 666	60 326 540
2704003000	Retort carbon	620 000	8 514 493	127 100	2 133 916
2705000000	Coal gas, water gas, producer gas andsimilar gases oth than petrol	8	5 270	1 123	33 436
2706000000	Tar distilled from coal,from lignite orfrom peat & other mineral tar	8 324 741	56 452 623	4 097 448	32 240 253
2707200000	Toluol (toluene)	3 070	27 073	16 366	161 147
2707300000	Xylol (xylenes)	1 036 054	2 851 407	1 036 128	3 171 921
2707400000	Napthalene	139 259	1 900 662	207 092	2 834 249
2707500000	Oth aromatic hydrocarbon mix.of >= 65%by vol ,distils at 250.c, A&	1 251 420	22 244 147	1 368 039	28 030 773
2707910000	Creosote oils	128 320	1 669 563	89 568	1 228 070
2707991000	Carbon black feedstock	4 073	9 097	14 200	27 892
2707999000	Other products of the distilled of hightemperature coal tar	1 663 832	22 957 106	1 765 422	25 018 087
2708100000	Pitch	240 998	24 721 913	120 989	16 254 240
2709001000	Crude petroleum oil	1 537 093 219	16 185 730 048	956 588 683	13 072 234 179
2709009000	Other petroleum oil, crude	14 267	129 075	34 231	195 043
2710121100	Motor spirit, of RON 97 and above,leaded	0	890 647	0	16 493
2710121200	Motor spirit, of RON 97 and above,unleaded	0	18 578	0	80 992
2710121400	Motor spirit, of RON 90 and above, butbelow RON 97, unleaded	103 527 796	979 877 726	87 447 347	1 000 478 248
2710121500	Other motor spirit, leaded	0	1 459	0	1 164
2710121600	Other motor spirit, unleaded	1 268 303 257	13 950 730 119	1 085 422 091	13 999 978 995
2710122000	Aviation spirit, not of a kind used asjet fuel	195 890	2 501 273	435 251	5 569 061
2710124000	White spirit	364 441	10 940 198	339 096	12 362 763
2710125000	Low aromatic solvents containing byweight <= 1 % aromatic conte	4 016 766	33 036 816	5 032 967	48 191 225
2710126000	Other solvent spirits	1	6 652	240	53 257
2710127000	Naphtha, reformate and oth preparationsof a kind used for bleding	110 852 962	1 445 840 415	77 842 181	1 341 599 455
2710128000	Other Alfa olefins	15 780	94 604	67 050	274 380
2710129000	Other petroleum oil, light oil & otherthan crude	1 736 877	14 617 440	1 923 637	19 515 412
2710192000	Topped crudes	1 526 328	13 510 728	2 032 460	19 770 979
2710193000	Carbon black feedstock	17 633 346	88 255 516	8 030 792	47 828 082
2710194100	Lubricating oil basestock	30 051 076	234 845 706	27 806 707	260 131 019
2710194200	Lubricating oils for aircraft engines	20 928	3 664 975	44 778	7 234 092
2710194300	Other lubricating oils	12 002 695	129 421 884	28 828 276	274 335 570
2710194400	Lubricating greases	1 055 643	12 484 436	3 710 961	47 203 111
2710195000	Hydraulic brake fluid	718	66 411	3 410	146 947
2710196000	Transformer and circuit breakers oils	1 875 889	14 718 863	2 503 608	21 283 761
2710197100	Automotive diesel fuel	744 276 547	7 130 971 679	524 797 973	6 107 252 190
2710197200	Other diesel fuel	326 647 419	2 607 941 087	215 396 053	2 231 524 062

I.3. IM POR M ENURUT KOM ODITI / IM PORT BY HS COM M ODITY
***** DESEM BER / DECEM BER 2014 *****

H S	Uraian Komoditi Commodity Description	Berat Bersih / Net Weight (Kg)		Nilai / Value C.I.F (US\$)	
		Bulan ini Current Month	Kumulatif Cum.Jan. to date	Bulan ini Current Month	Kumulatif Cum.Jan. to date
2710197900	Other fuel oils	36 212 643	405 914 612	16 832 926	246 513 332
2710198100	Aviation turbine fuel (jet fuel) havinga flash point of 23-c or more	0	4 243	0	1 250
2710198200	Aviation turbine fuel (jet fuel) havinga flash point of less than 23-c	42 395 645	764 541 568	36 386 892	799 034 039
2710198910	Normal paraffin	9 282 885	121 507 521	9 022 374	148 104 326
2710198990	Other medium oils and preparations	79 361	11 540 183	122 068	4 229 391
2710199000	Other of diesel fuel, fuel oils	3 699 381	46 279 857	5 791 037	74 461 166
2710200000	Petroleum oils and obtained frombituminous minerals(oth then cr	1 085	6 090	4 750	26 020
2710910000	Waste oil, containing PCBs, PCTs or PBBs	233	4 067	3 664	70 906
2710990000	Other waste oils	329	13 930	2 528	23 902
2711120000	Liquid propane	168 591 288	1 677 352 725	100 616 094	1 408 841 291
2711130000	Liquid butanes	188 261 311	1 906 880 824	113 313 744	1 608 113 342
2711141000	Liquid ethylene	11 504	584 996	23 556	1 519 213
2711149000	Liquid propylene, butylene & butadiene	10 226	66 100	14 599	382 644
2711190000	Other liquid petroleum gas	0	5 010 226	0	5 526 429
2711219000	Natural gas in gaseous state not kindused as a motor fuel	0	223	0	1 843
2711290000	Oth natural gas in gaseous state	3 551	27 149	11 393	581 977
2712100000	Petroleum jelly	303 383	3 256 688	532 286	6 971 315
2712200000	Paraffin wax containing by weight < 0.75% of oil	769 361	10 623 844	970 053	13 117 428
2712901000	Other paraffin wax containing by weight>= 0.75% of oil	832 107	10 982 562	1 226 580	16 220 196
2712909000	Microcrystalline petroleum wax, slackwax, ozokerite, lignite wax, p	220 484	2 803 620	624 744	9 235 375
2713110000	Petroleum coke, not calcined	0	48 004 801	0	20 656 493
2713120000	Petroleum coke, calcined	260 307	38 504 620	224 301	19 294 369
2713200000	Petroleum bitumen	134 176 246	944 514 906	75 121 190	550 198 709
2714100000	Bituminous or oil shale and tar sands	0	19 581	0	10 663
2714900000	Asphalites and asphaltic rocks	2 459 973	30 079 719	1 990 163	18 701 114
2715000000	Bituminous mix. based on natural asphalt on natural bitumen, on p	139 804	10 650 727	335 966	9 515 059
2716000000	Electrical energy	1	3 453	19 283	261 904
2801100000	Chlorine	109 306	1 785 995	54 352	1 017 784
2801200000	Iodine	9	44 818	1 049	820 308
2801300000	Fluorine; bromine	3 668	60 386	98 391	2 940 024
2802000000	Sulphur, sublimed or precipitated, colloidal sulphur	7 262 900	222 859 050	816 980	48 004 644
2803002000	Acetylene black	511 324	4 854 274	973 590	12 659 396
2803004010	Rubber grade of other carbon black	12 085 962	147 434 799	12 924 830	159 660 470
2803004090	Other rubber grade of other carbon black	109 749	3 027 615	175 135	4 080 956
2803009000	Other acetylene black of other carbon	3 675 038	45 096 748	4 919 990	61 733 725
2804100000	Hydrogen	162 842	2 081 618	51 827	710 458
2804210000	Argon	1 185 016	8 888 681	817 787	7 211 906
2804290000	Other rare gases	169 099	1 737 757	200 806	3 682 988
2804300000	Nitrogen	864 203	9 758 544	176 525	2 265 340
2804400000	Oxygen	395 686	6 627 750	84 885	1 693 409
2804500000	Boron; tellurium	0	18 462	0	44 066
2804610000	Silicon, containing by weight >= 99.99%	11 593	145 316	968 611	17 101 558
2804690000	Silicon, containing by weight < 99.99%	1 599 248	15 761 607	3 490 221	34 803 062
2804700000	Phosphorus	19 512	214 459	204 059	4 142 785
2804800000	Arsenic	0	106 004	0	132 248
2804900000	Selenium	1 818	45 231	108 918	1 080 389
2805110000	Sodium	34 496	1 570 029	59 766	2 767 295
2805120000	Calcium	16 900	268 760	51 985	1 118 760
2805190000	Other alkali or alkaline-earth metals	239 659	1 319 976	1 608 980	14 794 068
2805300000	Rare-earth metals, scandium & yttriumwhether or not intermixed	4 000	13 675	7 440	84 168
2805400000	Mercury	36	732	4 150	115 356
2806100000	Hydrogen chloride (hydrochloric acid)	448 330	7 465 047	90 676	1 666 027
2806200000	Chlorosulphuric acid	0	40	0	498
2807000000	Sulphuric acid; oleum.	52 779 113	415 093 299	2 245 713	13 576 862
2808000000	Nitric acid; sulphonitric acids	2 110 386	15 657 478	702 629	6 800 035
2809100000	Diphosphorus pentaoxide	17 344	76 920	38 144	142 789
2809203100	Hypophosphoric acids, food grade	189 282	4 067 414	173 929	3 793 452
2809203900	Phosphoric acids, hypophoric acids,except Hypophosphoric acids; i	2 647 161	29 238 557	2 278 713	25 832 941
2809209100	Hypophosphoric acids, not food grade	21 172	358 758	34 626	513 274
2809209900	Phosphoric acids, hypophoric acids,except Hypophosphoric acids; i	10 549 330	151 388 706	8 563 211	111 540 226
2810000000	Oxide of boron; boric acids	43 728	4 299 977	60 614	3 867 671
2811110000	Hydrogen fluoride (hydrofluoric acid)	25 639	1 288 873	64 010	1 373 090
2811191000	Arsenic acid	60 317	80 858	75 030	149 258
2811199010	Sulphamic acid	115 056	4 607 477	58 583	2 710 619

I.3. IM POR M ENURUT KOM ODITI / IM PORT BY HS COM M ODITY
***** DESEM BER / DECEM BER 2014 *****

H S	Uraian Komoditi Commodity Description	Berat Bersih / Net Weight (Kg)		Nilai / Value C.I.F (US\$)	
		Bulan ini Current Month	Kumulatif Cum.Jan. to date	Bulan ini Current Month	Kumulatif Cum.Jan. to date
2811199090	Other inorganic acids, exept sulphamicacid, Arsenic acid and hydr	9 025	96 911	30 365	510 141
2811210000	Carbon dioxide	671 037	10 562 013	489 001	4 433 594
2811221000	Silica powder	3 200 681	41 200 114	2 833 476	36 194 339
2811229000	Other Silicon powder	2 459 713	18 418 836	2 393 312	18 432 350
2811291000	Diarsenic pentaoxide	0	6	0	675
2811292000	Sulphur dioxide	652	83 448	2 172	164 965
2811299000	Other inorganic oxygen compounds of nonmetals	67 698	1 137 349	292 491	3 011 079
2812100000	Chlorides and chloride oxides	104 078	1 280 473	179 996	2 390 745
2812900000	Other halides and halide oxides of non metals	3 399	46 166	359 507	3 157 178
2813100000	Carbon disulphide	439 658	9 393 562	329 745	7 650 748
2813900000	Other sulphides of non-metal	1 241	7 572	75 065	381 607
2814100000	Anhydrous ammonia	30 332	59 123 837	31 699	32 305 083
2814200000	Ammonia in aqueous solution	7 814	128 597	15 498	311 437
2815110000	Sodium hydroxide (caustic soda), solid	4 261 967	36 686 066	1 952 731	17 798 087
2815120000	Sodium hydroxide (caustic soda),in aqueous solution(lye or liquid s	43 395	13 029 530	84 138	3 626 671
2815200000	Potassium hydroxide (caustic potash)	1 287 580	16 881 085	1 374 157	17 578 428
2815300000	Peroxides of sodium or potassium	4 912	200 258	25 398	355 462
2816100000	Hydroxide and peroxide of magnesium	302 531	1 508 402	294 051	2 534 877
2816400000	Oxides, hydroxides & peroxides,of strontium or barium	8 013	258 032	48 273	1 194 228
2817001000	Zinc oxide	710 741	10 008 863	1 425 076	19 510 250
2817002000	Zinc peroxide	7 893	451 356	31 014	1 148 549
2818100000	Artificial corundum, whether or notchemically defined	475 326	5 084 616	348 670	4 069 381
2818200000	Aluminium oxide, other than artificialcorundum	53 611 138	569 958 477	20 411 858	202 338 458
2818300000	Aluminium hydroxide	9 665 883	127 832 499	3 094 052	38 552 231
2819100000	Chromium trioxide	56 000	697 319	161 900	2 768 550
2819900000	Other chromium oxides and hidroxides	23 731	442 859	90 588	2 286 169
2820100000	Manganese dioxide	1 473 870	21 436 948	2 169 263	33 685 971
2820900000	Other manganese dioxide	55 383	1 755 157	63 736	1 796 560
2821100000	Iron oxides and hydroxides	710 301	9 774 333	999 235	15 161 143
2821200000	Earth colors containing >=70% by weightof combined iron evaluat	1	17 679	5	15 315
2822000000	Cobalt oxides and hydroxides, commercialcobalt oxides	16 000	210 082	378 270	3 654 990
2823000000	Titanium oxides	643 861	7 594 282	1 863 970	23 532 197
2824100000	Lead monoxide (litharge, massicot)	27 784	169 459	78 599	695 957
2824900000	Red lead and orange lead	0	48 854	0	142 203
2825100000	Hydrazine, hydroxylamine, and theirinorganic salt	256	965 833	3 588	3 626 332
2825200000	Lithium oxide and hydroxide	6 821	61 153	66 181	520 507
2825300000	Vanadium oxides and hydroxides	1	41 935	311	689 232
2825400000	Nickel oxides and hydroxides	26 142	258 075	385 040	3 427 247
2825500000	Copper oxides and hydroxides	12 149	1 011 996	75 782	6 406 199
2825600000	Germanium oxides and zirconium dioxide	6 094	82 908	124 262	1 843 510
2825700000	Molybdenum oxides and hydroxides	100	19 414	1 570	299 753
2825800000	Antimony oxides	71 438	871 825	569 044	6 952 058
2825900000	Other peroxides	30 051	300 789	61 854	1 645 724
2826120000	Fluorides of aluminium	4 670	34 949	14 752	68 996
2826190000	Other fluorides	33 396	1 188 182	32 091	1 022 604
2826300000	Sodium hexafluoroaluminate(synthetic cryolite)	23 885	234 388	19 434	142 241
2826900000	Other complex fluorine salt.	182 782	1 739 910	240 111	3 280 140
2827100000	Ammonium chloride	1 429 129	22 923 260	243 369	2 930 955
2827201000	Calcium chloride, commercial grades	959 136	10 346 822	286 714	2 753 282
2827209000	Calcium chloride, not commercial grades	1 530 731	7 875 386	516 990	2 533 023
2827310000	Other chlorides of magnesium	97 597	1 932 343	65 346	1 522 985
2827320000	Other chlorides of aluminium	1 540 639	21 639 798	576 961	8 468 370
2827350000	Other chlorides of nickel	15 538	168 400	102 204	1 035 948
2827391000	Other chlorides of barium or of cobalt	1 057	121 537	24 722	380 134
2827392000	Other chlorides of iron	3 949	665 704	16 128	518 175
2827399000	Other chlorides	301 422	3 492 590	487 058	4 159 657
2827410000	Chloride oxides & chloride hydroxides,of copper	40 642	130 166	221 599	809 822
2827490000	Other chloride oxides & chloridehydroxides	480 893	4 225 258	390 810	3 482 643
2827510000	Bromides of sodium or of potassium	20 394	808 737	62 382	2 126 011
2827590000	Other bromides of sodium or of potassium	114 382	691 703	366 348	1 527 408
2827600000	Iodides and iodide oxides	7 258	82 857	43 285	1 539 314
2828100000	Commercial calcium hypochlorite & othercalcium hypochlorites	156 323	2 227 888	122 397	2 270 546
2828901000	Sodium hypochlorite	9 650	143 842	4 211	68 477
2828909000	Other hypochlorite	129 423	1 768 212	142 892	1 816 100

I.3. IM POR M ENURUT KOM ODITI / IM PORT BY HS COM M ODITY
***** DESEM BER / DECEM BER 2014 *****

H S	Uraian Komoditi Commodity Description	Berat Bersih / Net Weight (Kg)		Nilai / Value C.I.F (US\$)	
		Bulan ini Current Month	Kumulatif Cum.Jan. to date	Bulan ini Current Month	Kumulatif Cum.Jan. to date
2829110000	Chlorates of sodium	520 649	11 052 873	345 423	8 154 537
2829190000	Other chlorates	175 000	3 135 710	171 500	3 840 037
2829901000	Sodium perchlorite	0	86 974	0	124 472
2829909000	Other perchlorites; bromates andperbromates: iodates and perioo	74 978	167 608	202 643	1 842 780
2830100000	Sodium sulphides	607 425	6 537 356	309 852	3 612 568
2830901000	Cadmium sulphide or zinc sulphide	30 920	205 055	83 888	328 870
2830909000	Polysulphides, whether or not chemically defined	5 710	156 549	62 032	571 909
2831100000	Dithionites and sulphonylates of sodium	781 171	8 898 124	1 105 058	12 862 729
2831900000	Other dithionites and sulphonylates	76 788	321 498	159 557	682 139
2832100000	Sodium sulphites	3 469 372	24 070 008	1 378 630	10 154 702
2832200000	Other sulphites	22 489	556 019	13 461	314 781
2832300000	Thiosulphates	168 014	815 375	113 907	423 662
2833110000	Disodium sulphate	51 730 893	266 787 686	3 465 638	29 666 888
2833190000	Other sodium sulphates	28 394	603 848	31 053	831 543
2833210000	Magnesium sulphate	7 997 681	76 104 462	1 185 093	11 649 127
2833221000	Aluminium sulphate :commercial grade	0	80 014	0	118 486
2833229000	Aluminium sulphate: not commercial grade	2 540	121 335	8 404	109 402
2833240000	Nickel sulphate	87 274	625 687	550 006	3 517 249
2833250000	Copper sulphate	1 101 219	15 708 652	2 238 994	32 879 105
2833270000	Barium sulphate	221 155	2 225 277	239 092	2 145 855
2833292000	Tribasic lead sulphate	56 267	1 162 554	202 304	1 714 573
2833293000	Other sulfat of chromium	312 903	4 507 346	255 914	2 766 590
2833299000	Other sulfat	472 373	9 539 114	383 775	5 842 464
2833300000	Alums	52 053	186 884	18 220	102 011
2833400000	Peroxosulphates (persulphates)	115 928	2 007 680	149 669	2 516 841
2834100000	Nitrites	191 486	2 870 006	91 617	1 396 594
2834210000	Potassium nitrates	308 088	2 665 665	202 520	2 237 757
2834291000	Nitrates of bismuth	5 211	71 497	27 500	209 446
2834299000	Other nitrates	196 500	2 653 469	154 355	3 380 539
2835100000	Phosphinates (hypophosphites)and phosphonates (phosphites)	45 857	1 585 634	229 351	3 948 397
2835220000	Phosphates of mono- or disodium	114 853	1 694 957	155 134	2 037 404
2835240000	Phosphates of potassium	278 119	6 055 107	612 148	11 053 902
2835251000	Calcium hydrogenothphosphate ("dicalciumphosphate"); feed gra	5 724 750	61 595 568	2 682 424	27 061 067
2835259000	Calcium hydrogenothphosphate ("dicalciumphosphate"); unfeed g	96 720	1 144 676	165 526	1 958 587
2835260000	Other phosphates of calcium	2 351 488	25 202 012	1 265 350	14 671 939
2835291000	Other phosphates of trinatrium	206 072	1 750 727	60 960	775 574
2835299000	Other phosphates	82 259	1 086 643	145 899	2 253 497
2835311000	Sodium triphosphate(sodium tripolyphosphate); food grade	172 891	2 712 147	227 925	3 518 382
2835319000	Sodium triphosphate(sodium tripolyphosphate); unfood grade	46 156	1 923 662	58 066	2 371 519
2835391000	Tetranatrium pirofosfat	88 122	1 364 064	170 201	2 582 247
2835399000	Other polyphospates	397 328	7 945 668	807 256	15 135 353
2836200000	Disodium carbonate	83 890 051	913 825 107	21 162 858	222 798 591
2836300000	Sodium hydrogencarbonate(sodium bicar bonate)	4 649 069	81 187 961	1 389 409	23 976 211
2836400000	Potassium carbonates	828 327	11 342 019	846 596	11 992 899
2836500010	Calcium carbonate; food orpharmaceutical grade	430 860	7 581 297	262 500	4 856 913
2836500090	Calcium carbonate; not food orpharmaceutical grade	4 485 923	56 923 940	1 647 247	21 815 600
2836600000	Barium carbonate	368 726	3 964 266	280 453	3 630 927
2836910000	Lithium carbonates	3 008	122 721	19 959	436 214
2836920000	Strontium carbonate	134 004	1 425 937	113 407	1 212 659
2836991000	Commercial ammonium carbonate	415 015	4 673 992	114 400	1 411 681
2836992000	Lead carbonates	0	50	0	879
2836999000	Other calcium carbonate	184 451	5 570 926	297 583	6 984 537
2837110000	Cyanides and cyanide oxides, of sodium	801 520	8 227 210	1 595 073	21 072 453
2837190000	Other cyanides and cyanide oxides	80	48 593	852	406 666
2837200000	Complex cyanides	0	70	0	18 087
2839110000	Sodium metasilicates	432 080	4 898 051	172 982	2 143 883
2839191000	Sodium silicates	4 727 918	45 664 412	1 245 558	12 885 878
2839199000	Other silicates of sodium; commerialalkali metal silicates	1 256 967	19 139 737	655 290	9 127 569
2839900000	Other silicates; commerial alkali metalsilicates	653 472	8 083 451	704 214	9 006 405
2840110000	Anhydrous; disodium tetraborate(refined borax)	0	161 986	0	159 754
2840190000	Other disodium tetraborate(refined borax)	4 214 001	73 017 035	2 381 447	40 221 988
2840200000	Other borates	692	545 128	52 280	968 258
2840300000	Peroxoaborates (perborates)	0	21 493	0	69 831
2841300000	Sodium dichromate	64 376	445 418	88 732	685 658

I.3. IM POR M ENURUT KOM ODITI / IM PORT BY HS COM M ODITY
 *** DESEM BER / DECEM BER 2014 ***

H S	Uraian Komoditi Commodity Description	Berat Bersih / Net Weight (Kg)		Nilai / Value C.I.F (US\$)	
		Bulan ini Current Month	Kumulatif Cum.Jan. to date	Bulan ini Current Month	Kumulatif Cum.Jan. to date
2841500000	Other chromates and dichromates,peroxochromates	20 293	99 319	86 325	464 082
2841610000	Potassium permanganate	0	219 292	0	550 296
2841690000	Other manganit, manganat	0	20 325	0	108 541
2841700000	Molybdates	1 899	51 563	12 405	575 402
2841800000	Tungstates (wolframates)	11	12 223	358	78 576
2841900000	Oth salts of oxometallic orperoxometallic acids	354 453	3 010 903	137 492	2 523 856
2842100000	Double/ complex silicates,includ aluminosilicates w.or not chemica	2 203 538	25 389 807	1 504 257	15 946 932
2842901000	Sodium arsenite	11	7 190	279	189 224
2842902000	Copper and/or chromium salts	87	9 126	435	35 684
2842903000	Oth fulminates, cyantates andthiocyanates	45	7 963	1 048	30 097
2842909000	Oth salts of inorganic acids/ peroxoacidincl aluminosilicates , oth t	74 816	1 205 190	232 199	3 477 597
2843100000	Colloidal precious metals	18 148	65 650	369 909	4 032 040
2843210000	Silver nitrate	89	22 138	17 723	811 092
2843290000	Other silver compounds	295	8 804	109 276	2 322 785
2843300000	Gold compounds	176	4 077	205 222	2 724 709
2843900000	Other amalgams and other compoundcolloidal precious metals	1 453	7 290	134 731	764 268
2844209000	Ceramics products & mixtures containinguranium enriched in u235	0	1 506	0	2 278
2844401100	Radium and its salts	4 774	9 202	527 654	880 731
2844401900	Other radioactive elements & isotopes & compounds, radioactive r	1 788	12 999	222 785	1 367 566
2844409000	Ceramic products & mixtures containingisotop or compound,radio	642	13 757	625 679	6 655 506
2845100000	Heavy water (deuterium oxide)	2	240	399	2 040
2845900000	Other isotops other than thoseheading 28.44	5	6 021	523	35 632
2846100000	Cerium compounds	1 931	50 832	25 948	618 253
2846900000	Other compounds, inorganic or organic of rare-earth metal	11 154	180 823	70 109	1 210 625
2847001000	Liquid hydrogen peroxide,whether or notsolidified with urea	2 179 007	20 554 013	853 311	8 540 905
2847009000	Other hydrogen peroxide, whether or notsolidified with urea othe	61 584	657 386	41 892	548 013
2848000000	Phosphides, whether or not chemicallydefined excluding ferropho	32 000	91 047	158 200	458 284
2849100000	Carbides, whether or not chemicallydefined of calcium	457 522	8 348 939	297 712	5 100 197
2849200000	Carbides, whether or not chemicallydefined of silicon	98 610	1 730 786	145 237	2 970 123
2849900000	Carbides, whether or not chemicallydefined of other material	2 519	1 308 389	189 685	2 395 833
2850000000	Hydrides, nitrides, azides, silicides and borides, oth then compoun	21 724	131 803	72 619	430 493
2852101000	Mercury sulphate whether chemicallydefined	37	521	8 462	82 844
2852109000	Inorganic or organic compoundsof mercury chemically defined	54	598	16 483	144 248
2852901000	Mercury tannates, not chemically defined	181	521	3 169	7 471
2852909000	Inorganic or organic compoundsof mercury not chemically defined	546	11 143	5 753	84 127
2853000000	Other inorganic componds(incl distil/ conductivity water of simi	14 403	123 522	1 907	84 597
2901100000	Saturated acyclic hydrocarbons.	421 728	10 947 839	567 787	16 221 327
2901210000	Ethylene	59 476 998	636 892 106	76 171 704	906 432 801
2901220000	Propene (propylene)	18 330 492	246 334 743	20 696 787	329 776 450
2901230000	Butene (butylene) and isomers thereof	3 000 143	32 120 111	3 629 007	46 814 304
2901240000	Buta-1, 3-diene and isoprene	2 309 526	16 373 664	2 498 660	21 995 962
2901291000	Acetylene	13 926	160 330	13 073	201 545
2901299010	Linier alpha olefin	25	3 772 302	38 789	4 746 280
2901299090	Other acyclic hydrocarbons	92 617	302 821	174 839	1 146 450
2902110000	Cyclohexane	39 081	280 075	74 017	550 267
2902190000	Other cyclanes	276 605	2 819 090	614 010	6 238 471
2902200000	Benzene	7 194 495	162 021 287	7 365 396	210 642 949
2902300000	Toluene	17 696 142	123 339 444	16 120 028	138 400 774
2902410000	O-xylene	4 007 346	23 759 760	4 143 115	30 054 725
2902420000	M-xylene	0	7	0	1 315
2902430000	P-xylene	76 506 288	935 987 042	71 054 032	1 172 043 915
2902440000	Mixed xylene isomers	3 841 444	46 690 850	3 600 638	52 752 879
2902500000	Styrene	710 136	8 677 802	973 706	13 975 781
2902600000	Ethylbenzene	1	1 139	16	2 781
2902700000	Cumene	743 763	2 472 431	1 206 473	4 211 311
2902901000	Dodecylbenzene	0	182 507	0	395 175
2902902000	Alkylbenzenes	20 339	181 282	83 987	500 123
2902909000	Other cyclic hydrocarbons.	473 854	9 603 109	949 467	15 250 213
2903111000	Methyl chloride	76 127	932 756	56 602	1 049 173
2903120000	Dichloromethane (methylene chloride)	793 394	11 735 396	577 983	7 501 547
2903130000	Chloroform (trichloromethane)	3 741	37 080	20 979	229 030
2903150000	Ethylene dichloride (ISO)1,2-dichloroethane	810	2 223	13 953	35 582
2903191000	1,2-dichloroethane (ethylene dichloride) and dichlorobutates	0	3 133	0	13 997
2903199000	Other Saturated chlorinated derivativesof acyclic hydrocarbons	8 228	240 187	22 839	583 353

I.3. IM POR M ENURUT KOM ODITI / IM PORT BY HS COM M ODITY
 *** DESEM BER / DECEM BER 2014 ***

H S	Uraian Komoditi Commodity Description	Berat Bersih / Net Weight (Kg)		Nilai / Value C.I.F (US\$)	
		Bulan ini Current Month	Kumulatif Cum.Jan. to date	Bulan ini Current Month	Kumulatif Cum.Jan. to date
2903210000	Vinyl chloride (chloroethylene)	18 215 341	128 588 141	14 799 563	119 100 442
2903220000	Trichloroethylene	112 273	1 879 173	113 971	1 973 708
2903230000	Tetrachloroethylene (perchloroethylene)	39 948	1 101 772	48 282	1 339 202
2903290000	Other unsaturated chlorinated derivatives of acyclic hydrocarbons	46 360	710 159	163 760	2 637 149
2903310000	Ethylene dibromide (iso)(1,2-dibromoethane)	0	43 149	0	147 135
2903391000	Methyl bromide	35 177	342 048	222 880	1 746 462
2903399000	Oth fluorinated, brominated/iodinated derivative of acyclic hydroc	64 163	1 103 171	160 244	2 757 804
2903710000	Chlorodifluoromethane	320 868	3 081 294	853 267	7 284 527
2903720000	Diclorotrifluoroethanes	0	144 458	0	885 937
2903730000	Diclorofluoroethanes	27 798	815 604	61 235	1 682 227
2903740000	Chlorodifluoroethanes	36 060	318 887	109 640	1 139 332
2903750000	Dicloropentafluoropropanes	800	51 716	20 800	698 541
2903770000	Other, perhalogenated only with fluorine and chlorine	50	67 741	603	134 760
2903780000	Other perhalogenated derivatives	3 229	141 890	3 825	229 707
2903790000	Oth halogenated derivatives of acycli hydrocarbons cont. two/mc	0	6	0	1 440
2903810000	1, 2, 3, 4, 5, 6-hexachlorocyclohexane(HCH (ISO)), incl. lindane (ISC	0	343	0	1 274
2903890000	Other halogenated derivatives of cyclanic cyclenic/ cycloterpenic h	0	54 512	0	113 147
2903910000	Chlorobenzene, o-dichlorobenzene and p-dichlorobenzene	333 760	4 777 101	572 816	7 970 008
2903990000	Oth halogenated derivatives of aromatic hydrocarbons	54 805	693 427	145 918	1 858 787
2904100000	Derivatives containing only sulphogroups their salts and ethyl este	114 357	5 345 982	182 175	10 170 389
2904201000	Trinitrotoluene	0	126 000	0	420 840
2904209000	Oth derivatives containing only nitro or only nitroso groups	495	18 654	5 021	75 844
2904900000	Oth sulphonated, nitrated or nitrosated derivatives of hydrocarbor	32 117	641 976	69 288	1 596 695
2905110000	Methanol (methyl alcohol)	31 210 121	557 361 725	12 134 793	190 118 928
2905120000	Propan-1-ol(propyl alcohol) & propan-2- ol (isopropyl alcohol)	2 581 837	26 307 244	3 301 892	36 088 685
2905130000	Butan-1-ol (n-butyl alcohol)	2 964 567	34 599 984	3 650 331	44 110 285
2905140000	Other butanols	769 114	7 028 745	874 617	8 962 264
2905160000	Octanol (octyl alcohol) and isomer thereof	3 497 746	36 208 918	4 934 646	54 140 177
2905170000	Dodecan-1-ol (lauryl alcohol), hexadecan-1-ol, and octadecan-1-ol	41 966	708 575	145 147	1 859 763
2905190000	Other saturated monohydric alcohols	563 201	6 354 876	925 734	10 070 040
2905220000	Acyclic terpene alcohols	175 633	1 485 240	1 537 190	11 518 190
2905290000	Other unsaturated monohydric alcohols	14 102	227 420	106 476	1 885 647
2905310000	Ethylene glycol (ethanediol)	55 486 838	492 790 955	51 765 103	517 470 865
2905320000	Propylene glycol (propane-1, 2- diol)	3 075 372	35 743 138	5 396 305	62 269 239
2905390000	Other diols	207 512	3 458 438	608 357	9 684 608
2905410000	2-ethyl-2-(hydroxymethyl) propane-1,3-(trimethylolpropane)	60 671	529 801	130 729	1 284 971
2905420000	Pentaerythritol	349 840	5 269 261	607 556	8 902 229
2905430000	Mannitol	13 488	313 502	52 381	1 604 940
2905440000	D-glucitol (sorbitol)	74 932	3 014 757	106 991	2 416 104
2905450000	Glycerol	143 935	2 448 173	330 360	3 533 619
2905490000	Other polyhydric alcohols	35 056	579 464	194 812	2 433 057
2905590000	Other halogenated, sulphonated, nitrated derivatives of acyclic alcc	111 939	417 801	678 471	2 477 643
2906110000	Menthol	47 153	1 101 485	724 820	24 094 042
2906120000	Cyclohexanol, methylcyclohexanols and dimethylcyclohexanols	2	1 858	46	13 933
2906130000	Sterols and inositols	13 706	255 984	218 461	4 822 079
2906190000	Other cyclanic, cyclenic/ cycloterpenic	40 257	496 292	727 746	8 290 435
2906210000	Benzyl alcohol	6 478	498 916	28 436	1 344 873
2906290000	Other aromatic	38 658	661 871	212 140	4 772 727
2907110000	Phenol (hydroxybenzene) and its salts	3 178 929	20 337 179	4 242 598	31 737 748
2907120000	Cresols and their salts	12 645	510 839	91 068	1 657 011
2907130000	Octylphenol, nonylphenol and their isomers, salts thereof	7 535	2 482 859	54 904	5 010 212
2907150000	Naphthols and their salts	9 830	175 674	59 437	589 673
2907190000	Other monophenols	172 099	1 312 241	548 283	4 669 464
2907210000	Resorcinol and its salts	16 624	400 537	94 772	2 174 716
2907220000	Hydroquinone (quinol) and its salts	32 721	482 538	237 994	3 904 377
2907230000	4,4-isopropylidenediphenol (bisphenol a, diphenylolpropane) and	50 392	577 234	68 840	1 054 677
2907291000	Phenol-alcohols	6 353	67 770	36 509	328 658
2907299000	Other polyphenols; phenol-alcohols	101 196	660 272	184 748	2 666 243
2908110000	Pentachlorophenol (ISO)	0	41	0	919
2908190000	Oth derivatives containing only halogen substituents and their salts	797	203 153	14 622	1 530 948
2908910000	Dinoseb (ISO) and its salts	0	179 416	0	723 590
2908920000	4,6-dinitro-o-cresol (DNOC (ISO) and its salts	0	31 549	0	156 950
2908990000	Oth halogenated, sulphonated, nitrated or nitrosated deriv. of phe	5 351	57 859	98 788	742 716
2909110000	Diethyl ether	0	17 933	0	87 626

I.3. IM POR M ENURUT KOM ODITI / IM PORT BY HS COM M ODITY
***** DESEM BER / DECEM BER 2014 *****

H S	Uraian Komoditi Commodity Description	Berat Bersih / Net Weight (Kg)		Nilai / Value C.I.F (US\$)	
		Bulan ini Current Month	Kumulatif Cum.Jan. to date	Bulan ini Current Month	Kumulatif Cum.Jan. to date
2909190000	Oth acyclic ethers and their halogenated, sulphonated, nitrated or	465	332 802	8 880	778 283
2909200000	Cyclanic, cyclenic or cycloterpenicethers & their halogenated,sulph	1 013	55 565	12 918	755 502
2909300000	Aromatic ethers & their halogenated,sulphonated, or nitrosated d	75 366	792 661	548 541	6 886 556
2909410000	2,2-oxydiethanol (diethylene glycol,digol)	18 333	1 044 982	25 711	1 292 286
2909430000	Monobutyl ethers of ethylene glycol orof diethylene glycol	566 417	16 742 015	917 621	24 997 554
2909440000	Other monoalkylethers of ethylene glycol or of diethylene glycol	670 517	5 522 820	1 200 106	10 788 545
2909490000	Other ether-alcohols, their halogenatedsulphonated, nitrated deri	624 201	6 865 375	1 584 651	20 397 443
2909500000	Ether-phenols, ether-alcohol-phenols & their halogenated, nitratec	11 285	249 758	204 985	4 207 642
2909600000	Alcohol peroxides, ether peroxides, ketone peroxides & their halo	165 407	1 633 771	467 321	5 149 910
2910100000	Oxirane (ethylene oxide)	143	79 903	10 663	386 652
2910200000	Methyloxirane (propylene oxide)	641	19 369 498	3 478	34 351 794
2910300000	1-chloro-2,3-epoxypropane(epichlorohydrin)	37 908	691 455	91 622	2 055 754
2910900000	Other epoxides, epoxyalcohols, epoxy phenols & their halogenatec	326	35 190	29 787	347 590
2911000000	Acetals & hemiacetals, whether or notwith other oxygen function	35 810	329 064	86 117	1 262 888
2912111000	Formalin	0	3 292	0	63 542
2912119000	Other methanal (formaldehyde)	0	424	0	30 098
2912120000	Ethanal (acetaldehyde)	1 091	9 197	40 049	392 307
2912191000	Butanal	33 291	503 390	82 639	2 622 640
2912199000	Other acyclic aldehydes without otheroxygen function	45 866	1 358 144	200 859	4 021 229
2912210000	Benzaldehyde	1 196	32 185	7 738	123 027
2912290000	Other cyclic aldehydes without otheroxygen function	159 002	1 452 877	1 416 307	11 978 343
2912410000	Vanillin (4-hydroxy-3-methoxybenzal-dehyde)	17 998	549 866	246 220	6 555 034
2912420000	Ethylvanillin (3-ethoxy-4-hydroxyben- zaldehyde)	13 074	244 799	193 355	3 867 219
2912490010	Aldehyde-alcohols	6	54 297	132	438 408
2912490090	Other aldehyde-ethers,aldehyde-phenols & aldehydes with other c	439	63 952	12 127	869 541
2912500000	Cyclic polymers of aldehydes	1 719	24 824	13 074	207 319
2912600000	Paraformaldehyde	892 032	9 129 084	797 576	8 866 512
2913000000	Halogenated,sulphonated,nitrated ornitrosated deriv. of products	305	39 975	1 159	57 240
2914110000	Acetone	2 081 268	17 711 076	2 244 229	21 212 551
2914120000	Butanone (methyl ethyl ketone)	1 940 819	29 295 226	2 788 426	42 891 751
2914130000	4-methylpentan-2-one (methyl isobuthylketone)	249 728	3 009 106	431 612	5 417 717
2914190000	Other acyclic ketones without otheroxygen function	3 875	171 219	159 549	1 143 704
2914220000	Cyclohexanone and methylcyclohexanones	213 297	3 313 849	404 190	6 922 259
2914230000	Ionones and methylionones	5 702	194 725	118 444	2 477 233
2914291000	Camphor	7 710	409 362	54 846	2 221 652
2914299000	Other cyclanic, cyclenic or cycloterpepenic ketones without oth. o:	67 470	1 286 734	814 600	16 528 456
2914390000	Other aromatic ketones without otheroxygen function	36 498	359 338	213 375	1 715 979
2914400000	Ketone-alcohols and ketone-aldehydes	21 516	549 576	159 230	2 760 711
2914500000	Ketone-phenols & ketones without otheroxygen function	26 260	379 256	346 546	5 580 362
2914610000	Anthraquinone	0	40 312	0	373 862
2914690000	Other quinones	120	8 313	35 049	799 241
2914700000	Halogenated, sulphonated, nitrated ornitrosated derivatives	2 434	115 069	39 777	1 163 721
2915110000	Formic acid	356 648	3 532 323	281 823	2 968 272
2915120000	Salts of formic acid	109 004	2 554 234	48 043	1 385 341
2915130000	Esters of formic acid	19 183	226 611	100 416	797 318
2915210000	Acetic acid	9 202 534	111 864 124	5 057 852	63 650 018
2915240000	Acetic anhydride	0	129 684	0	234 346
2915291000	Sodium acetate; cobalt acetates	62 948	1 060 826	128 698	1 552 939
2915299000	Other acetic acid and its salts	283 852	2 278 589	748 687	8 163 645
2915310000	Ethyl acetate	6 620 456	28 500 774	6 419 051	29 027 110
2915320000	Vinyl acetate	3 387 964	45 375 027	4 077 806	56 935 155
2915330000	n-butyl acetate	314 472	4 962 429	379 745	6 176 838
2915360000	Dinoseb (iso) acetate	600	1 800	3 270	9 810
2915391000	Isobutyl acetate	1 656	279 616	17 760	1 116 564
2915392000	2-Ethoxyethyl acetate	16	43	805	1 447
2915399000	Other esters of acetic acid	1 413 569	15 911 650	3 113 766	33 046 890
2915400000	Mono-, di- or trichloroacetic acids,their salts and esters	301 152	3 029 780	349 380	3 161 774
2915500000	Propionic acids, its salts and esters	310 878	4 456 308	731 973	10 044 198
2915600000	Butanoic acids, pentanoic acids, theirsalts and esters	243 575	3 940 975	641 169	9 750 767
2915701000	Palmitic acid, its salts and esters	315 908	2 828 718	504 817	5 177 299
2915702000	Stearic acid	78 209	1 053 732	143 955	2 102 250
2915703000	Salts and esters of stearic acid	337 141	5 628 650	675 300	11 220 524
2915901000	Acetyl chloride	19 647	226 887	60 656	808 743
2915902000	Lauric acid, myristic acid, their saltsand esters	796 172	10 135 402	1 260 761	16 798 444

I.3. IM POR M ENURUT KOM ODITI / IM PORT BY HS COM M ODITY
 *** DESEM BER / DECEM BER 2014 ***

H S	Uraian Komoditi Commodity Description	Berat Bersih / Net Weight (Kg)		Nilai / Value C.I.F (US\$)	
		Bulan ini Current Month	Kumulatif Cum.Jan. to date	Bulan ini Current Month	Kumulatif Cum.Jan. to date
2915909000	Oth saturated acyclic monocarboxylicacid and their anhydrides, ha	149 717	2 857 851	568 016	11 050 492
2916110000	Acrylic acid and its salts	857 851	8 327 090	1 441 979	15 897 362
2916120000	Esters of acrylic acid	2 006 554	27 465 272	3 648 688	50 701 853
2916130000	Methacrylic acid and its salts	178 261	1 356 599	497 752	3 597 335
2916141000	Methyl methacrylate	3 863 279	50 814 032	8 334 686	106 210 266
2916149000	Other esters of methacrylic acid	264 276	3 269 368	943 753	10 477 251
2916150000	Oleic,linoleic or linolenic acids,theirsalts and esters	89 972	798 974	237 133	1 977 264
2916160000	Binapacryl (ISO)	0	4	0	2 168
2916190000	Oth unsaturated acyclic monocarboxylicacids, their anhydrides,hal	192 153	2 339 075	747 468	11 579 469
2916200000	Cyclanic/ cycloterpenic, monocarbo acids, their anhyd,halid,peroxy	86 189	953 704	2 784 867	33 766 721
2916310000	Benzoic acid, its salts and esters	543 429	7 232 787	974 084	13 631 221
2916320000	Benzoyl peroxide and benzoyl chloride	24 845	1 036 464	78 719	1 952 483
2916340000	Phenylacetic acid and its salt	0	1 340	0	18 547
2916391000	2,4-dichlorophenyl acetic acid & itsalts and esters	192 100	1 858 959	577 684	5 627 220
2916392000	Esters of phenylacetic acid	455	25 634	31 412	403 753
2916399000	Oth aromatic monocarboxylic acids,theiranhyd,halide&peroxi,per	93 339	685 768	976 271	6 505 615
2917110000	Oxalic acid, its salts and esters	97 275	921 959	108 133	1 084 319
2917121000	Diocetyl adipata, its salts and esters	361 862	3 381 509	612 191	6 139 630
2917129000	Oth adipic acid, its salts and esters,oth than dioctyl adipata	73 935	833 199	172 894	1 780 783
2917130000	Azelaic acid, sebacic acid, their saltsand esters	36 510	420 671	160 703	1 780 243
2917140000	Maleic anhydride	383 609	3 530 620	619 525	6 093 600
2917190000	Other acyclic polycarboxylic acids,their anhyd,halid,peroxid&perox	149 975	1 494 491	425 759	4 268 077
2917200000	Cyclanic, cyclenic or cycloterpenic polycarboxylic acids, their anhy	84 707	1 730 776	167 560	3 922 844
2917320000	Dioctyl orthophthalates	694 820	4 942 474	1 093 564	7 544 380
2917330000	Dinonyl or didecyl orthophthalates	157 690	1 150 607	318 601	2 760 900
2917341000	Dybutyl orthophthalatas	41 000	639 964	80 520	1 260 422
2917349000	Other esters of orthophthalic acid	123 855	1 812 578	245 280	3 859 131
2917350000	Phthalic anhydride	3 024 978	43 909 626	3 213 757	57 283 793
2917360000	Terephthalic acid and its salts	0	3 220 588	0	3 269 912
2917370000	Dimethyl terephthalate	50 000	300 445	59 750	402 653
2917391000	Triocetyltrimellitate	268 264	2 916 584	422 573	5 881 663
2917392000	Oth phthalic compound of kind used asplasticisers&ester of phthalic	64 913	318 302	115 085	587 744
2917399000	Oth aromatic polycarboxylic acids, their anhydrides, halides & perc	708 414	9 279 681	1 043 292	15 194 377
2918110000	Lactic acid, its salts and esters	180 665	2 998 105	405 126	6 673 765
2918120000	Tartaric acid	262	264 966	3 955	863 943
2918130000	Salts and esters of tartaric acid	126 654	1 206 033	245 957	2 765 305
2918140000	Citric acid	3 240 188	38 789 049	2 494 509	34 253 461
2918151000	Calcium citrata	156 196	1 809 934	225 476	2 924 303
2918159000	Other salts and esters of citric acid	583 630	8 235 795	703 614	10 630 481
2918160000	Gluconic acid, its salts and esters	479 114	6 726 887	424 439	6 467 466
2918190000	Oth carboxylic acids w/ alcohol func butw/o oth oxygen func, their	82 020	703 482	275 637	2 599 140
2918210000	Salicylic acid and its salts	51 280	505 378	161 387	1 599 366
2918220000	O-acetylsalicylic acid,its salts andesters	10 150	325 940	47 866	1 222 991
2918230000	Oth ester of salicylic acid and theirsalts	150 763	2 125 331	604 191	8 189 012
2918291000	Alkyl sulphonic ester of phenol	3 834	80 841	24 465	424 395
2918299000	Oth carboxylic acids w/ phenol func butw/o oxygen func,their anhy	37 736	627 495	239 271	4 976 399
2918300000	Carboxylic acids w/ aldehyde/ketone func but w/o oxygen func & t	92 424	931 405	920 308	9 402 184
2918910000	2,4,5-t(ISO) (2,4,5-trichlorophenoxyacetic acid), its salt & esters	21 440	234 204	65 520	649 710
2918990000	Oth carboxylic acid w/ oxygen func& halid,anhyd,peroxid,peroxyac	130 577	1 167 202	780 239	9 021 583
2919100000	Tris(2,3-dibromopropyl) phosphate	4 401	124 296	15 118	611 783
2919900000	Oth phosphoric ester & their salts inclactophosphates,their haloge	56 505	653 093	141 725	1 929 777
2920110000	Parathion (ISO) & parathion-methyl (ISO) (metylparathion)	11 597	97 519	113 316	984 734
2920190000	Oth thlophosphoric esters and theirsalts,their halogeneted,nitrate	97 046	900 768	158 847	1 641 552
2920901000	Dimethyl sulphate (dms)	40 876	480 168	77 450	840 455
2920909000	Oth esters of oth inorganic acids of nonmetal&their salts,than dim	66 659	1 387 324	167 728	2 357 197
2921110000	Methylamine, di- or trimethylamine andtheir salts	213 988	2 004 912	428 279	3 873 717
2921190000	Oth acyclic monoamines & their derivative,salts thereof	867 256	10 497 334	1 887 337	25 032 299
2921210000	Ethylenediamine and its salts	449 042	4 107 269	1 238 941	9 912 382
2921220000	Hexamethylenediamine and its salts	12 965	312 423	144 290	1 397 667
2921290000	Oth acyclic polyamines & their derivative; salt thereof	304 118	4 394 984	671 193	12 597 110
2921300000	Cyclanic, cyclenic / cycloterpenic mono/ polyamines&their derivati	878 150	9 361 695	1 743 935	18 789 372
2921410000	Aniline and its salts	48 000	1 236 637	89 280	3 846 616
2921420000	Aniline derivatives and their salts	141 137	1 518 137	452 439	5 460 653
2921430000	Toluidines & their derivatives; saltsthereof	0	31 686	0	258 795

I.3. IM POR M ENURUT KOM ODITI / IM PORT BY HS COM M ODITY
***** DESEM BER / DECEM BER 2014 *****

H S	Uraian Komoditi Commodity Description	Berat Bersih / Net Weight (Kg)		Nilai / Value C.I.F (US\$)	
		Bulan ini Current Month	Kumulatif Cum.Jan. to date	Bulan ini Current Month	Kumulatif Cum.Jan. to date
2921440000	Diphenylamine & its derivatives; saltsthereof	1 813	128 334	15 261	605 965
2921450000	1-naphthylamine (_-naphthylamine),2-naphthylamine (?-naphthyl:	5 057	670 158	102 484	4 227 449
2921490000	Oth aromatic monoamines & their derivat; salts thereof	142	37 986	806	1 135 820
2921510000	O-,m-,p-phenylenediam, diaminotoluenes& their derivatives; salts	355 977	4 118 704	1 111 261	13 564 984
2921590000	Oth aromatic polyamines & their derivat; salts thereof	166 574	5 390 245	1 567 512	22 104 156
2922110000	Monoethanolamina and its salts	94 993	1 350 007	155 524	2 121 371
2922120000	Diethanolamine and its salts	221 695	2 548 651	308 545	3 757 684
2922130000	Triethanolamine and its salts	71 911	2 410 002	128 088	4 429 926
2922191000	Ethambutol & its salts, esters&oth derivesuitable for produc of ant	6 357	75 154	253 136	1 934 682
2922192000	D-2-amino-n-butyl-alcohol	17 677	418 284	42 373	1 131 213
2922199000	Oth amino-alcohols,cont one kind of oxyfunc, their athers&ester;	169 545	1 424 287	635 882	16 177 666
2922210000	Amino hydroxynaphthalene sulphonic acids and their salts	129 482	2 319 177	630 575	17 601 891
2922290000	Oth amino naphthols&oth amino phenol cont one kind of oxygen fu	21 027	527 489	267 761	5 266 173
2922310000	Amfepramone (INN), methadone (INN) & normethadone (INN); sa	25	25	6 166	6 166
2922390000	Oth amino aldehydes, amino ketones&aminoquinones cont one ki	2 382	25 274	72 523	589 681
2922410000	Lysine and its esters; salts thereof	1 543 348	14 343 015	2 035 879	18 389 586
2922421000	Glutamic acid	501 383	1 526 002	696 078	2 285 331
2922422000	Monosodium glutamate (MSG)	2 779 755	29 635 851	3 095 376	34 430 919
2922429000	Oth salt of glutamic acid	4 999	62 877	34 115	347 395
2922430000	Anthranilic acid and its salts	4 696	4 712	28 646	29 498
2922491000	Mephenamic acid and its salts	26 399	1 045 313	410 872	11 043 960
2922499000	Oth amino acids, cont one kind of oxygenfunc & their esters; salt t	467 266	4 236 896	3 470 162	26 581 721
2922501000	P-aminosalicylic acid & its salts,esterand other derivatives	90 589	4 435 884	277 304	8 692 138
2922509000	Oth amino-alcohol/ amino-acid-phenols&othamino compound w/	72 424	1 631 675	559 460	9 169 306
2923100000	Choline and its salts	853 601	10 666 567	1 047 231	12 722 053
2923201000	Lecithins, whether or not chemicallydefined	1 386 777	15 810 340	1 472 625	18 680 731
2923209000	Phosphoaminolipids, whether or notchemically defined	48 842	408 361	162 140	767 825
2923900000	Oth quarternary ammonium salts andhydroxides whether/ not che	384 011	5 486 771	761 647	9 382 162
2924120010	Monocrotophos (ISO)	0	9 673	0	75 133
2924120090	Fluoroacetamide (ISO) & phosphamidon(ISO)	20	13 239	240	87 098
2924190000	Oth acyclic amides (incl acyclic carbamates) & their derivatives; sal	292 826	3 434 184	878 842	7 966 926
2924211000	4-ethoxyphenylurea (dulcin)	1 870	4 469	13 828	37 895
2924212000	Diuron and monouron	34 400	226 532	60 690	878 900
2924219000	Oth ureines & their derivatives; saltsthereof	6 000	282 219	20 703	1 812 892
2924291000	Aspartame	130 335	1 808 915	2 101 520	26 005 262
2924292000	Butylphenylmethyl carbamate, methylisopropyl phenyl carbamate	75 359	766 244	273 250	2 909 234
2924299010	Asetaminophen(paracetamol);salicylamide; ethoxybenzamide	643 101	7 148 137	2 500 591	27 491 123
2924299090	Oth cyclic amides(incl cyclic carbamate) and their derivatives; salts	203 189	1 812 260	1 559 041	14 601 695
2925110000	Saccharin and its salts	84 300	488 399	649 795	3 627 196
2925190000	Oth imides & their derivatives; saltsthereof	30 274	254 026	104 389	1 329 875
2925290000	Oth imines and their derivatives; andsalts thereof	38 764	422 635	428 717	3 663 711
2926100000	Acrylonitrile	515 290	6 775 995	1 014 214	14 031 101
2926200000	1-cyanoguanidine (dicyandiamide)	70 314	659 615	283 531	3 024 434
2926300000	Fenproporex (INN) & its salts, methadone(INN) intermediate(4-cyr	0	2 273	0	23 778
2926900000	Other nitrile-function compounds	72 304	1 242 862	703 835	25 802 372
2927001000	Azodicarbonamide	268 412	2 803 655	622 213	6 341 949
2927009000	Oth diazo-, azo- or azoxy-compounds	201 868	2 488 917	619 424	8 207 628
2928001000	Linuron	26 618	126 994	241 000	747 590
2928009000	Oth organic derivatives of hidrazine orof hydroxylamine	58 665	922 287	274 891	4 731 189
2929101000	Diphenylmethena dilsocyanata (MDI)	1 066 517	17 214 792	2 374 530	39 603 208
2929102000	Toluene dilsocyanate	3 300 715	44 429 175	7 268 555	94 938 081
2929109000	Oth isocyanates	556 203	5 217 636	752 462	8 922 202
2929901000	Sodium cyclamate	0	420 000	0	816 910
2929909000	Oth compounds with other nitrogen funct	15 000	46 730	129 750	386 409
2930200000	Thiocarbamates and dithiocarbamates	167 232	4 538 958	767 430	24 028 467
2930300000	Thiuram mono-, di- or tetrasulphides	42 807	243 641	191 931	1 267 389
2930400000	Methionine	1 792 848	27 129 139	8 211 782	98 601 162
2930500000	Captafol (ISO) & methamidophos (ISO)	0	132	0	13 860
2930901000	Dithocarbonates	20 277	197 878	156 258	1 154 758
2930909000	Oth organo-sulphur compounds	1 432 212	13 310 309	4 726 898	49 970 345
2931101000	Tetramethyl lead	0	18 375	0	367 549
2931200000	Tributyltin compounds	0	18 035	0	24 800
2931902000	N-(phosphonomethyl) glycine and saltsthereof	1 214 362	24 225 233	5 210 742	116 945 679
2931903000	Ethephone	60 216	591 644	206 979	3 796 826

I.3. IM POR M ENURUT KOM ODITI / IM PORT BY HS COM M ODITY
***** DESEM BER / DECEM BER 2014 *****

H S	Uraian Komoditi Commodity Description	Berat Bersih / Net Weight (Kg)		Nilai / Value C.I.F (US\$)	
		Bulan ini Current Month	Kumulatif Cum.Jan. to date	Bulan ini Current Month	Kumulatif Cum.Jan. to date
2931904100	Organo-arsenic compounds in liquid form	69 209	1 736 066	206 254	6 291 239
2931904900	Organo-arsenic compounds not liquid form	85 553	2 117 979	533 064	9 433 082
2931909010	Dimethyltin dicloride (DM TDCL)	522 844	1 941 015	3 480 642	10 262 258
2931909090	Oth of oth organo-inorganic compounds	100 780	950 900	300 025	3 285 291
2932110000	Tetrahydrofuran	4 201	327 444	39 293	1 135 910
2932120000	2-furaldehyde (furfuraldehyde)	3	281 054	38	417 589
2932130000	Furfuryl alcohol and tetrahydrofurfuryl alcohol	48 861	898 893	88 386	1 608 958
2932190000	Oth comp cont an unfused furan ring(whet/ not hydrogenated) in	9 767	183 763	361 655	5 912 001
2932200010	Coumarin, methylcoumarins and ethylcoumarins	18 401	197 069	190 070	1 906 312
2932200090	Other lactones	77 285	1 039 614	1 037 602	11 420 744
2932930000	Piperonal	1 000	49 456	26 500	1 226 352
2932950000	Tetrahydrocannabinols (all isomers)	2	2	1 699	1 699
2932991000	Carbofuran	186 105	1 619 534	3 487 270	29 003 715
2932999000	Oth compound contain unfused furan ring(whet/ not hydrogenatec	80 880	919 196	1 406 869	16 367 392
2933111000	Dipyron (analgin)	29 626	428 754	322 618	4 495 574
2933119000	Oth phenazone (antipyrin) and its derive	43 011	240 039	838 165	4 658 710
2933190000	Oth compound contain an unfused pyrazole ring (whet/ not hydroc	17 197	383 218	1 200 784	13 971 370
2933210000	Hydantoin and its derivatives	4 480	73 507	112 994	672 250
2933291000	Cimetidine	1 600	19 309	30 861	301 543
2933299000	Oth compounds cont an unfused imidazolering (whet/ not hydrohe	113 633	1 058 213	1 234 062	14 135 915
2933310000	Pyridine and its salts	184 941	1 862 214	884 420	9 794 779
2933320000	Piperidine and its salts	0	31	0	5 215
2933330000	Alfentanil (INN), anileridine (INN), bezitramide(INN),bromazepam(3	72	3 600	46 380
2933391000	Chlorpheniramine and isoniazid	99 363	451 550	259 871	4 183 755
2933393000	Paraquat salts	2 060 186	16 805 584	5 953 953	53 021 431
2933399000	Oth compound cont unfused pyridine ring(whet/ not hydrogenatec	59 454	2 585 648	914 534	36 428 893
2933490000	Oth comp cont in struc a quinoline/ isoquinoline ring-syst(whet/ no	34 964	297 003	562 296	5 699 086
2933520000	Malonylurea (barbituric acid) and its salts	3	407	539	16 032
2933530000	Allobarbitol(INN), amobarbitol(INN), barbitol(INN),butalbital, butob.	0	41	0	4 778
2933540000	Other derivative of malonylurea (barbituric acid), salts thereof	3 307	6 190	18 547	48 378
2933591000	Diazinon	0	247 801	0	913 552
2933599000	Oth comp cont pyrimidine ring (whet/ nohydrogenated)/ piperazin	48 918	835 858	1 288 547	22 662 570
2933610000	Melamine	2 491 715	22 211 809	2 558 918	26 236 853
2933690000	Oth comp cont unfused triazine ring(whet/ not hydrogenated) in st	1 041 923	11 446 347	1 816 610	19 848 660
2933710000	6-hexanelactam (epsilon-caprolactam)	2 755 055	32 896 140	5 807 511	74 426 098
2933720000	Clobazam (INN) and methypylon (INN)	20	283	33 768	603 019
2933790000	Oth lactams oth than 6-hexanelactam & clobazam & methypylon	46 290	440 743	306 777	3 492 486
2933910000	Alprazolam (INN), camazepam, chlordiazepoxide(INN), clonazepam,	17	733	50 799	748 202
2933991000	Mebendazole or parbendazole	4 889	77 485	250 017	1 755 687
2933999000	Oth heterocyclic compounds with nitrogenhetero-atom(s) only	94 421	1 353 799	2 967 101	19 328 219
2934100000	Compounds contain unfused thiazole ring(weth/ not hydrogenated)	28 834	194 077	132 090	3 415 835
2934200000	Compound containing in structure a benzothiazole ring-system, nc	165 745	2 634 462	654 172	10 409 884
2934300000	Compound containing in structure a phenothiazine ring-system, no	12 101	158 066	144 493	1 602 010
2934991000	Nucleic acid and its salts	69 699	469 826	406 054	3 392 139
2934992000	Sultones, sultams, diltiazem	18	12 821	7 051	4 297 783
2934993000	6-amino penicillanic acid	803	15 971	15 367	98 257
2934994000	3-azido-3- deoxythymidine	3 200	7 897	12 800	43 362
2934995000	Oxadiazon, with a minimum purity of 94%	0	296	0	16 879
2934999000	Other nucleic acids&their salts,whet/ not chemically define;oth het	623 188	3 842 805	8 310 029	69 593 902
2935000000	Sulphonamides.	268 541	2 729 460	1 776 909	27 629 584
2936210000	Vitamins A & their derivatives	29 283	661 077	802 519	12 370 637
2936220000	Vitamins B1 & its derivatives	12 597	328 764	689 397	8 223 640
2936230000	Vitamin B2 & its derivatives	14 982	177 984	482 172	5 422 552
2936240000	D- or dl-pantothenic acid (vit B3 orvit B5) & its derivatives	42 408	763 459	651 691	8 723 821
2936250000	Vitamin B6 & its derivatives	14 884	445 125	470 107	10 632 479
2936260000	Vitamin B12 & its derivatives	2 256	71 732	154 268	3 939 831
2936270000	Vitamin C & its derivatives	369 265	5 694 534	1 534 378	21 968 620
2936280000	Vitamin E & its derivatives	84 698	1 594 762	1 454 648	25 728 226
2936290000	Oth vitamins & their derivatives	128 516	1 686 637	1 854 566	18 966 683
2936900000	Provitamin, incl natural concentrates,&its derivative for vit, interm	351 127	11 306 384	1 915 591	25 992 438
2937190000	Oth polypeptide/ protein/ glycoprotein hormones,its derivative&stu	15	129	20 953	73 450
2937210000	Cortisone,hydrocortisone, prednisone&prednisolone (dehydrohyd	566	7 321	402 091	4 516 715
2937220000	Halogenated derivatives of corticosteroidal hormones	265	8 512	528 261	7 084 749
2937230000	Oestrogens & progestogens	1 701	7 208	953 928	8 915 506

I.3. IM POR M ENURUT KOM ODITI / IM PORT BY HS COM M ODITY
***** DESEM BER / DECEM BER 2014 *****

H S	Uraian Komoditi Commodity Description	Berat Bersih / Net Weight (Kg)		Nilai / Value C.I.F (US\$)	
		Bulan ini Current Month	Kumulatif Cum.Jan. to date	Bulan ini Current Month	Kumulatif Cum.Jan. to date
2937290000	Oth steroidal hormone, their derivative&structural analogues	651	4 715	1 007 074	6 736 143
2937500000	Prostaglandins,thromboxanes&leukotrienes ,their derivatives & st	10	151	71 760	423 000
2937901000	Hormones of oxygen-function amino-compounds	13 002	374 025	108 804	3 726 302
2937909000	Oth hormone, its derivative & structural analogues	1 219	22 643	164 125	1 538 841
2938100000	Rutoside (rutin) & its derivatives	85	56 727	2 830	597 755
2938900000	Oth glycoside, natural/reprodc by synth& their salts,ethers,esters	14 462	79 178	789 415	5 329 436
2939111000	Concentrates of poppy straw and saltsthereof	0	911	0	490 202
2939190000	Oth alkaloids of opium & their derivates; salts thereof	40	2 548	57 965	672 326
2939201000	Quenine and its salts	0	978	0	113 776
2939209000	Oth alkaloid of cinchona and heir derivatives; salts thereof, oth the	0	1 071	0	47 975
2939300000	Caffeine & its salts	38 603	518 640	366 995	4 884 322
2939410000	Ephedrine & its salts	2 975	10 502	156 961	596 301
2939420000	Pseudoephedrine (INN) & its salts	10 400	34 495	560 757	2 035 336
2939440000	Norephedrine & its salt	0	25	0	1 716
2939490010	Phenylpropanolamine HCl (PPA)	1 000	20 126	48 500	955 906
2939490090	Oth ephedrines and their salts oth thanephedrin, pseudo, cathine .	25	26	1 588	1 634
2939590000	Oth theophylline & aminophylline & theirderivative;salts thereof, c	8 370	98 647	335 240	3 538 693
2939620000	Ergotamine (INN) & its salts	0	12	0	211 961
2939690000	Oth alkaloids of rye ergot & its derivative; salts thereof	2	50	6 400	233 787
2939911000	Cocaine & its derivatives	0	44	0	2 541
2939991000	Nicotine sulphate	6	41	271	8 642
2939999000	Oth vegetable alkaloids, natural/ reprodc by synthesis;their salts,eth	175	4 996	136 364	5 435 257
2940000000	Sugars, chemically pure oth than sucrose,lactose, maltose, glucose	128 886	2 399 078	928 666	13 688 749
2941101100	Amoxicillins & its salts, non-sterile	16 538	125 750	571 398	4 846 044
2941101900	Amoxicillins & its salts, sterile	130 353	1 612 320	3 466 683	45 931 538
2941102000	Ampicillin & its salts	24 250	215 754	816 900	6 710 174
2941109000	Oth penicillins & their derive w/ penicillanic acid structure; salt the	2 373	30 711	414 776	7 178 873
2941200000	Streptomycins & their derivatives; saltthereof	776	13 913	25 425	387 707
2941300000	Tetracyclines & their derivatives; saltthereof	3 607	243 169	73 477	4 848 235
2941400000	Chloramphenicol & its derivatives; saltthereof	8 852	170 483	224 107	5 600 658
2941500000	Erythromycin & its derivatives; saltthereof	2 239	53 443	295 115	6 948 780
2941900000	Oth antibiotics	121 150	1 418 856	4 660 608	53 542 488
2942000000	Oth organic compounds.	169 678	1 573 129	1 642 862	16 611 192
3001200000	Extracts of glands or oth organs or oftheir secretions, for organo-tl	11 233	12 290	1 559	130 045
3001900000	Gland&oth organ for organo-therapeutic&human/animal substanc	199	1 692	264 200	2 799 281
3002101000	Plasma protein solutions	5 421	60 718	1 157 118	18 400 441
3002103000	Antisera&modified immunological productwhet/ not modified/obt	5 492	60 155	1 573 475	17 453 810
3002109000	Oth blood fractions, whet/ not modified/obtain by biotechnologica	195	16 073	97 981	4 508 541
3002202000	Pertusis, measles, meningitis or poliovaccines	228	9 404	247 320	10 023 882
3002209010	Hepatitis vaccine	154	18 142	48 153	7 817 923
3002209090	Oth vaccines for human medicine oth than tetanus,partusis,messle	3 673	68 151	2 180 913	28 812 797
3002300000	Vaccines for veterinary medicine	81 431	916 453	2 983 081	34 206 405
3002900000	Human blood;animal blood for therapeutic,prophylactic/ diagnosti	9 092	111 962	826 317	6 986 941
3003101000	Medicaments cont amoxicillin (INN) or itsalts, not for retail sale	0	9 018	0	59 075
3003102000	Medicaments cont ampicillin (INN) or itsalts, not for retail sale	0	70	0	6 650
3003109000	Oth medcn cont penicillins /derivative'sw/ penicillanic acid stru,no	72	11 570	40 320	2 241 642
3003200000	Medicaments containing oth antibiotics	528	32 996	422 966	3 083 761
3003390000	Medicaments cont hormon oth insulin/prodhead 2937 not cont ar	4 800	36 518	34 103	289 779
3003400090	Medicament cont alkaloid/driv not containhormone/ head 2937/an	0	4 082	0	1 693 582
3003900000	Oth medicaments cont mix _2 constituentsfor therapeutic/prophy	77 487	610 260	2 885 896	9 601 996
3004101500	Medicaments cont penicillin G (excl penicilin G benzhatine),pheno	2	2	149	149
3004101600	Medicaments cont ampicillin,amoxycillin/their salts, of a kind take	6 936	13 479	159 995	228 125
3004101900	Oth medicaments cont penicillins/theirderivatives, in doses/for rei	26 409	198 561	441 323	3 865 047
3004102900	Medicaments cont streptomycins/derivativ,other than ointment fr	1 164	8 498	436 330	2 686 540
3004201000	Medicaments cont gentamycin, lincomycin,sulfamethoxazole/deri	0	2 380	0	84 338
3004203100	Medicaments cont erythromycin/its derivative for taking orally, fo	0	18 548	0	252 378
3004203200	Medicaments cont erythromycin/its derivative in ointment form, f	694	8 881	102 467	1 246 195
3004203900	Oth medicaments cont erythromycin/derive,oth for taking orally/c	0	898	0	457 919
3004207100	Medicaments cont tetracycline/chloramphenicols/ derive for taker	0	10 305	0	84 719
3004207900	Medicaments cont tetracycline/chloramphenicols/ derive oth takei	18 892	98 934	228 311	1 264 155
3004209100	Oth medicaments cont oth antibiotics for taking orally/ointment fr	2 026	26 693	62 483	2 992 562
3004209900	Oth medicaments cont oth antibiotics oth taking orally/ointment f	41 569	516 540	1 011 920	11 728 234
3004310000	Medicaments contain insulin-but not contantibiotics, in doses/ for	11 722	110 742	4 038 075	40 943 148
3004324000	Medicaments cont hydrocortisone sodiumsuccinate/ fluocinolone ;	0	600	0	2 343

I.3. IM POR M ENURUT KOM ODITI / IM PORT BY HS COM M ODITY
***** DESEM BER / DECEM BER 2014 *****

H S	Uraian Komoditi Commodity Description	Berat Bersih / Net Weight (Kg)		Nilai / Value C.I.F (US\$)	
		Bulan ini Current Month	Kumulatif Cum.Jan. to date	Bulan ini Current Month	Kumulatif Cum.Jan. to date
3004329000	Oth med cont corticosteroid hormon,theirderivative/struc analog,	597	6 235	76 546	755 988
3004390000	Oth med cont hormon oth than coricosteroid&insulin,not cont ant	20 276	639 046	1 584 308	20 420 565
3004401000	Medicaments cont morphine/its derivative ,for injection, in dosse	5 652	19 238	346 289	1 175 450
3004402000	Medicaments cont quinine hydrochloride/ dihydro-chlorid,for injec	296	1 653	27 610	91 381
3004407000	Medicaments cont atropine sulphate, indosses/ for retail sale	0	406	0	129 689
3004409010	Medicaments cont morphine/its derivative,for taking orally, in dos	6	773	8 978	694 230
3004409090	Medi cont oth alkaloids/ derive thereof,not cont hormones/ antibic	29 814	235 186	585 553	7 909 745
3004501000	Oth medicament cont vitamins of a kindsuitable for children in syr	31 422	54 657	267 370	523 016
3004502100	Oth medicament cont vitamins > 1 of kind taken orally	0	3 393	0	96 896
3004502900	Oth medicament cont vitamins>1 oth thanof kind taken orally	5 894	59 582	256 647	2 280 680
3004509100	Oth medicaments cont vitamins A,B or C	9 675	13 392	101 534	642 211
3004509900	Oth medicament cont vitamin (oth than A,B,C) or oth products of l	11 145	246 770	631 551	6 003 509
3004901000	Transdermal therapeutic systems patchesfor cancer treatment or l	361	17 501	143 916	10 994 704
3004902000	Closed sterile water for inhalation,pharmaceutical grade	380	3 543	493	17 297
3004903000	Antiseptics	71 103	652 919	331 882	3 504 667
3004904900	Oth anaesthetics oth than cont procainehydrochloride	5 679	24 977	953 404	6 074 277
3004905100	Analgesics,antipyretic& oth med cont paracetamol/ dipyrone,acety	755	5 564	56 133	389 839
3004905200	Analgesics,antipyretics & oth med contchlorphenimamine maleate	0	20	0	19 849
3004905500	Oth analgesic,antipyretic&oth cough/ coldmedicament, in liniment	0	1 816	0	26 813
3004905990	Oth analgesics,antipyretics & oth cough/ cold medicmn, whet/ not	9 963	74 016	960 651	5 300 401
3004906100	Antimalarials cont artemisinin, artesunate or chloroquine	0	16 628	0	1 196 817
3004906300	Other antimalarials used for herbalmedicaments	7	82	518	5 539
3004906900	Oth antimalarials oth than use forherbal medicaments	5	5	153	153
3004907100	Anthelmintic containing piperazine ormebendazole (INN)	0	8 300	0	49 188
3004907900	Other anthelmintic oth than use forherbal medicaments	523	4 215	41 816	337 128
3004908100	Oth med for cancer,HIV/ AIDS/ oth intractable disease cont deferox	177	14 661	40 554	2 642 574
3004908200	Anti HIV/ AIDSmedicaments	1 487	26 408	3 223 284	7 710 835
3004908900	Oth medicaments for other intractablediseases oth than HIV/AIDS	7 881	70 029	6 280 161	93 338 848
3004909100	Oth medicam cont sodium chloride/ glucose, for infusion	529 045	6 029 933	1 137 410	8 673 233
3004909200	Oth medicam cont sorbitol/ salbutamol for infusion	6 571	31 107	204 317	1 597 739
3004909400	Oth medicam cont cimetidine/ ranitidine,oth than for injection/infr	2 198	26 061	562 438	8 425 538
3004909800	Other medicament for herbal medicaments, for retail sale	51 334	827 475	255 534	3 367 059
3004909900	Other medicaments oth than herbal medicaments, for retail sale	1 472 029	12 127 523	24 862 201	261 669 526
3005101000	Adhesive dressing& oth articles w/ adhesive layer,impregnate/coat	0	2 330	0	9 747
3005109000	Adhesive dressing& oth articles w/ adhesive layer than impreg/coa	10 640	86 152	121 356	892 754
3005901000	Bandages,impregnated/ coated w/ pharmacysubst,for retail for me	40 160	328 910	472 262	4 135 837
3005902000	Gauze, impregnated/ coated w/ pharmacysubst,for retail for medic	5 850	162 394	116 584	3 607 250
3005909000	Wadding&similar articles,impregnated/ coate w/ pharmacy subst,fc	5 612	185 356	237 035	4 543 349
3006101000	Sterile absorbable surgical/ dental yarn; sterile surgical/ dental adhi	7 213	59 029	522 323	5 654 657
3006109000	Sterile surgical catgut,sterile adhesive tissue for surgicl wound clos	10 151	50 557	1 900 748	11 011 187
3006200000	Blood-grouping reagents	1 725	12 074	400 805	2 943 769
3006301000	Barium sulfate (for taking orally)	0	156	0	3 422
3006302000	Reagents of microbial origin of kindsuitable for veterinary biologic	1 301	12 144	56 356	1 543 216
3006303000	Oth microbial diagnostic reagents	54	349	8 209	76 894
3006309000	Oth opacifying prep for x-ray exam;othdiagnostic reagents designe	6 679	74 041	357 703	3 993 794
3006401000	Dental cements & oth dental fillings	416	27 615	43 262	822 612
3006402000	Bone reconstruction cements	0	10	0	2 301
3006500000	First-aid boxes & kits	70	1 107	1 772	34 804
3006600000	Chemical contraceptive prep based on hormones/on product heac	0	4 230	0	270 916
3006700000	Gel prep designe used in human/vet medic as lubricant for parts o	7 400	115 990	41 719	651 086
3006910000	Appliances identifiable for ostomy use	0	2	0	2 013
3006929000	Waste pharmaceuticals of medic oth thanfor treatment of cancer,	4	2 093	430	14 592
3101001100	Supplement fertilizers in liquid form,not chemical treat-of solely ve	63 434	492 372	217 184	1 209 862
3101001200	Supplement fertilisers in liquid form,chemical intreated of solely vi	27 690	344 687	5 926	80 225
3101001900	Oth supplement fertilisers chem/ not chem treated oth than liquid	210 000	2 024 250	600 830	3 451 647
3101009100	Suplllement fertilisers, in liquid form, not chemically treated of ani	4 750	27 739	6 791	78 599
3101009200	Supplements fertilisers of animal origin(oth than guano), chemical	16 000	51 751	3 234	25 430
3101009900	Oth animal/ vegetable fertilisers,mixing/ chemical treat of animal/v	0	55 659	0	393 081
3102100000	Urea, whether/ not in aqueous solution	26 250 000	120 749 914	8 505 000	36 778 803
3102210000	Ammonium sulphate	74 822 500	864 452 358	11 247 054	125 672 847
3102290000	Double salts & mix of ammonium sulphate& ammonium nitrate	0	666 504	0	762 095
3102300000	Ammonium nitrate, whether/ not in aqueous solutions	11 527 421	161 167 153	5 675 968	84 236 412
3102400000	Mixture of ammonium nitrate with calcium carbonate/oth inorgan	47	2 539 845	420	891 434
3102500000	Sodium nitrate	646 000	8 081 978	284 215	3 589 179

I.3. IM POR M ENURUT KOM ODITI / IM PORT BY HS COM M ODITY

*** DESEM BER / DECEMBER 2014 ***

HS	Uraian Komoditi Commodity Description	Berat Bersih / Net Weight (Kg)		Nilai / Value C.I.F (US\$)	
		Bulan ini Current Month	Kumulatif Cum.Jan. to date	Bulan ini Current Month	Kumulatif Cum.Jan. to date
3102600000	Double salts & mixtures of calcium nitrate & ammonium nitrate	1 212 940	17 407 626	451 937	6 247 124
3102800000	Mixtures of urea & ammonium nitrate in aqueous or ammoniacal s	200	224	992	1 323
3102900000	Oth mineral/chem fertilisers,nitrogenous,incl mixt not specified in	12 700	1 843 555	6 043	386 673
3103101000	Superphosphates in feed grade	0	243 000	0	81 405
3103109000	Superphosphates not feed grade	87 175 200	683 725 769	24 738 864	194 900 660
3103909000	Other mineral or chemical fertilisers,phosphatic, oth than superph	121 162 639	1 119 647 527	12 599 014	113 569 269
3104200000	Potassium chloride	257 598 572	2 893 843 881	74 428 629	890 816 278
3104300000	Potassium sulphate	280 856	6 676 184	217 932	4 306 846
3104900000	Other mineral/ chemical fertilisers,potassic,oth than potassium chl	4 043 483	50 183 313	3 420 264	23 212 146
3105102000	Min/chem fert cont 2/3 of nitrogen,phosphorus&potassium,in tab	0	276 754	0	298 812
3105109000	Oth min/chem fert cont 2/3 of nitrogen,phosp&potass,in tabs/sim	100	9 368	2 431	145 387
3105200000	Mineral/chemical fertiliser contain 3 elements nitrogen,phosphoru	48 526 308	423 186 668	21 916 762	191 810 892
3105300000	Diammonium hydrogenorthophosphate(diammonium phosphate)	31 225 000	211 724 532	16 339 000	99 504 788
3105400000	Ammonium dihydrogenorthophosphate (monoammon phosph)&n	305 556	13 623 634	160 912	6 466 855
3105510000	Oth mineral/chemical fertilisers contain nitrates & phosphates	22 022	118 500	13 912	143 584
3105590000	Oth mineral/chemical fertilisers contain nitrogen&fosfor, than nitr	500 000	31 117 660	980 000	16 960 286
3105600000	Mineral/chemical fertilisers contain 2fertilising element phosphori	26 965	104 887	20 862	88 660
3105900000	Oth mineral/chemical fertiliser cont 2/3elements nitrogen,phosph	6 113 200	39 493 935	2 484 811	16 026 243
3201100000	Quebracho extract	0	103 341	0	222 507
3201200000	Wattle extract	35 239	444 570	57 456	741 138
3201909000	Oth tanning extract of vegetable origin;tannine & their salts,esters	2 961	106 575	13 426	393 939
3202100000	Synthetic organic tanning substances	342 656	3 253 297	501 496	6 044 255
3202900000	Inorganic tanning subst;tanning prep whe/ not cont natura tanning	330 922	3 711 612	917 982	6 534 343
3203001000	Coloring matter of vegetable or animalsuitable for use in food/dri	6 615	138 276	197 344	2 590 617
3203009000	Coloring matter of vegetable/ animal not suitable for use in food/di	395	58 747	78 479	1 084 727
3204111000	Disperse dyes & preparations based thereon, crude	1 056 671	12 793 615	5 652 148	65 745 322
3204119000	Disperse dyes & preparations based thereon, oth than crude	622 146	11 796 008	4 921 097	91 138 545
3204121000	Acid dyes whether or not premetallised & preparations based ther	39 866	853 159	365 535	5 800 700
3204129000	Mordant dyes& preparations based thereon	74 137	606 963	315 978	3 881 806
3204130000	Basic dyes & preparations based thereon	45 733	808 789	137 880	2 581 445
3204140000	Direct dyes & preparations based thereon	348 567	5 521 719	2 173 598	31 475 464
3204150000	Vat dyes(incl those usable in that state as pigments) & preparation	357 325	3 447 582	1 655 123	17 893 903
3204160000	Reactive dyes&preparations based thereon	758 749	12 859 853	4 433 705	82 948 153
3204170010	Synthetic organic pigment in powder form	616 880	9 118 640	5 625 916	80 759 042
3204170090	Other pigment&preparations based thereonoth than in powder fo	845 060	9 272 973	3 881 499	51 084 683
3204190000	Oth synth organic coloring matter, inclmix of color subhead 3204.1	408 043	5 185 336	1 669 653	18 867 334
3204200000	Synthetic organic prods of a kind usedas fluorescent brightening a	319 956	5 099 415	2 659 430	25 914 033
3204900000	Oth synthetic organic coloring, matter,w/ or not chemically define	124 501	1 642 475	610 499	8 128 084
3205000000	Color lakes;preparations as specified inthis chap based on color la	65 170	994 431	404 269	5 293 262
3206111000	Pigment base on titanium dioxide contain by weight _ 80 % on dry	5 556 474	66 599 941	14 064 132	173 215 133
3206119000	Preparate base on titanium dioxide contain by weight _ 80 % on di	872 720	9 021 043	2 256 473	24 143 389
3206191000	Pigment base on titanium dioxide contain by weight < 80 % on dry	50 279	1 081 050	300 959	6 372 319
3206199000	Preparate base on titanium dioxide contain by weight < 80 % on di	105 869	1 487 608	618 361	7 196 777
3206201000	Chrome yellow,chrome green,molybdateorange/ red base on chro	134 409	1 633 775	480 166	6 533 642
3206209000	Oth pigments & preparations based onchromium compounds	1 052	102 416	203 237	1 362 200
3206411000	Preparations based on ultramarine	9 441	85 100	44 270	445 363
3206419000	Ultramarine	109 889	1 709 421	329 825	3 779 019
3206421000	Preparations based on zinc sulphide	0	125 473	0	98 218
3206429000	Litophone & oth pigments based on zincsulphide	26 000	280 579	24 440	296 495
3206491000	Preparations of other colouring matter	260 776	2 381 547	866 863	9 608 584
3206499000	Other colouring matter other than ultramarine & lithopone	371 018	4 090 581	1 800 920	23 649 504
3206501000	Preparations of inorganic pigment of akind used as luminophores	12 625	270 952	126 069	2 189 516
3206509000	Oth inorganic pigment/ colouring matterof a kind used as luminopt	64 015	1 222 947	177 124	3 057 725
3207100000	Prepared pigments, prep opacifiers prepcolors & similar prep	1 375 809	14 770 079	3 144 184	38 732 695
3207201000	Enamel frits	610 775	9 433 104	462 572	7 920 880
3207209000	Oth vitrifiable enamels & glazes, engobe (slips) similar prep	1 888 511	23 012 211	1 187 480	15 859 505
3207300000	Liquid lustres & similar preparations	96 044	586 817	334 197	3 598 683
3207400000	Glass frit & oth glass, in the form ofpowder granules or flakes	12 636 600	122 415 492	5 490 200	58 806 232
3208101100	Varnishes>100-c hr,based on polyesterfor dental use, dispersed in	0	817	0	5 906
3208101900	Oth varnishes based on polyesters <100-c hr,disper in a nonaqueo	63 746	637 841	363 622	3 314 481
3208109000	Other paints & varnishe (incl enamels & lacquers)polyester dispers	238 516	4 307 953	1 483 862	22 085 315
3208204000	Anti-fouling/anti-corrosive paints forships hull base on acrylic/viny	146 231	1 458 348	485 796	5 736 476
3208207000	Varnishes (including lacquers), of akind used in dentistry	0	103 906	0	396 735
3208209000	Other paints & varnishes (incl enamels&lacquers) based on acrylic	526 154	24 551 653	2 368 658	34 675 879

I.3. IM POR M ENURUT KOM ODITI / IM PORT BY HS COM M ODITY
***** DESEM BER / DECEM BER 2014 *****

H S	Uraian Komoditi Commodity Description	Berat Bersih / Net Weight (Kg)		Nilai / Value C.I.F (US\$)	
		Bulan ini Current Month	Kumulatif Cum.Jan. to date	Bulan ini Current Month	Kumulatif Cum.Jan. to date
3208901100	Varnishes (incl.lacquers),exceed >100-cheat-resistant used in dent	21 234	43 194	35 930	203 214
3208901900	Varnishes (incl.lacquers),exceed >100-cheat-resistant used in oth t	236 843	4 312 038	1 177 196	21 379 084
3208902100	Varnishes (incl.lacquers),exceed <100-cheat-resistant used in dent	0	14 424	0	27 795
3208902900	Varnishes (incl.lacquers),exceed <100-cheat-resistant used in oth t	132 892	1 908 408	1 288 999	16 677 147
3208909000	Oth paints & varnishes dispersad/ dissolved in a nonaqueous med	665 041	7 919 828	3 076 081	38 781 813
3209101000	Varnishes(inc lacquer)>100-c hr-acrylicvinyl polymer, dispersed in	47 911	1 025 003	198 098	2 723 965
3209104000	Leather paints-based on acrylic or vinyl polymers dispers in a aque	0	3 767	0	20 313
3209105000	Anti-fouling/corrosive paints for shipshulls based on acrylic/vynil p	39 170	294 508	83 435	718 836
3209109000	Oth paints & varnishes dispersedaqueous/ dissolved in aqueous mec	1 604 871	8 466 822	2 297 133	20 244 654
3209900000	Oth paints based on others varnishesdispers in a aqueous medium	659 778	9 421 623	1 969 098	27 365 993
3210001010	Varnishes (incl lacq) exc > 100-c hrresist of a kind used for finish le	20	400 287	589	1 403 445
3210001090	Varnishes (incl lacq) exc < 100-c hrresist of a kind used for finish le	55 341	531 840	231 195	2 563 840
3210002000	Distempers of a kind used for finishingleather	0	7	0	22
3210003000	Prepared water pigments of a kind usedfor finishing leather	11 204	200 729	32 397	636 318
3210005000	Polyurethane tar coating of a kind usedfor finishing leather	5 595	255 823	100 947	1 590 793
3210009100	Oth anti-fouling/corr paints for ships,hulls based on polyurethane	21 671	66 105	73 777	214 492
3210009900	Other paints & varnishes of a kind usedfor finishing leather	151 086	1 212 643	734 122	6 159 522
3211000000	Prepared driers	140 470	1 756 197	509 190	5 998 896
3212100000	Stamping foils	99 508	1 769 167	800 752	7 587 021
3212901100	Aluminium paste	288 045	2 576 169	1 536 509	14 671 534
3212901300	White lead dispersed in oil	0	192 501	0	1 062 440
3212901400	Oth pigments of aluminium paste, whitelead dispersed in oil for le	85 062	676 223	326 418	3 547 515
3212901900	Oth than pigments of aluminium paste,white lead dispersed in oil t	103 950	1 520 742	391 189	7 527 405
3212902100	Dyes and oth coloring matter put of informs or packing in the food	0	200	0	967
3212902200	Oth dyes used in the food or drinkindustries	39 550	142 865	18 138	108 464
3212902900	Oth than dyes in the food or drinkindustries	57 615	564 650	332 007	4 741 107
3213100000	Colours in tablet, tube, jar, bottle,pan, similar form or packing for ;	26 142	588 960	62 385	2 532 708
3213900000	Oth color not in tablet, tube, jar,bottle, pan/similar form/packing	6 406	251 227	14 306	1 867 971
3214100000	Glaziers putty, grafting putty, cementscaulking compound	437 903	6 700 085	1 486 582	23 234 463
3214900000	Oth glaziers putty, grafting putty,cements caulking compound	939 288	11 223 433	1 753 444	28 283 476
3215111000	Printing uv curable inks-black	16 671	158 667	175 714	2 088 905
3215119000	Printing inks other than uv curableinks- black	384 458	3 346 820	8 234 660	63 782 514
3215190000	Printing inks, other than black	654 890	8 795 678	7 662 636	81 486 218
3215901000	Carbon mass for one time carbon paper	0	18 532	0	59 074
3215906000	Drawing ink and writing ink	44 609	472 060	348 625	4 761 264
3215907000	Ink of a kind suitable for use withduplicating machines of heading ;	3 328	35 860	12 059	439 175
3215909000	Oth ink of a kind suitable for use withduplicating machines of heac	165 275	1 606 167	1 029 701	11 946 311
3301120000	Essential oils of citrus of orange	34 299	733 828	242 129	6 028 511
3301130000	Essential oils of citrus of lemon	10 313	99 087	406 697	3 075 621
3301190000	Other essential oils of citrus fruit	37 350	324 994	246 304	4 603 207
3301240000	Essential oils - of peppermint(mentha piperita)	4 567	473 970	62 196	10 118 069
3301250000	Essential oils - oth of peppermint(mentha piperita)	12 705	83 057	189 471	1 593 831
3301290010	Oth essential oil of lemon grass,citronella, nutmeg, cinnamon, ginc	206	246 519	4 161	3 309 307
3301290090	Oth essential oils-oth thanpharmaceutical grade	150 067	4 360 740	2 251 457	73 391 856
3301300000	Resinoids	702	27 898	18 696	378 249
3301901000	Aqueous distillates & solutions ofessential oils suitable for medicu	715	185 461	39 525	2 848 932
3301909000	Oth essential oils (terpeneless or not),incl concretes& absolutes; r	47 079	1 083 663	771 304	17 055 307
3302109000	Oth mixed of odoriferous of a kind usedin the food or drink indust	369 208	6 029 734	5 216 764	92 545 796
3302900000	Oth prep based on odoriferous substancesfor the manufacture of l	1 729 444	23 332 108	26 729 661	328 725 482
3303000000	Perfumes & toilet waters	239 269	2 749 466	10 866 396	110 820 578
3304100000	Lip make-up preparations	48 419	476 741	1 508 793	14 105 251
3304200000	Eye make-up preparations	74 908	731 143	2 114 773	22 236 671
3304300000	Manicure or pedicure preparations	20 767	136 308	418 109	2 351 302
3304910000	Beauty or make up preparations powders,whether or not compres	125 099	2 575 757	1 745 698	18 360 192
3304992000	Anti-acne creams	326	6 989	11 317	157 311
3304993000	Oth Face or skin creams & lotions	432 990	5 663 878	7 338 264	80 060 392
3304999000	Oth than anti-acne creams and oth faceor skin creams & lotions	123 342	1 342 120	2 815 799	36 823 050
3305101000	Having anti-fungai shampoo	4 442	74 534	44 821	751 310
3305109000	Oth having anti-fungai shampoo	2 660 864	33 019 495	7 356 141	101 721 698
3305200000	Preparations for permanent waving orstraightening	23 750	370 063	111 694	1 669 454
3305300000	Hair lacquers	856	669 667	10 955	1 879 431
3305900000	Others preparations for use on the hair	479 222	5 015 778	3 037 258	28 359 410
3306101000	Prophylactic pastes & powders	218 675	2 203 363	1 112 128	10 983 732
3306109000	Oth prophylactic pastes & powders	0	44 125	0	392 502

I.3. IM POR M ENURUT KOM ODITI / IM PORT BY HS COM M ODITY
***** DESEM BER / DECEM BER 2014 *****

H S	Uraian Komoditi Commodity Description	Berat Bersih / Net Weight (Kg)		Nilai / Value C.I.F (US\$)	
		Bulan ini Current Month	Kumulatif Cum.Jan. to date	Bulan ini Current Month	Kumulatif Cum.Jan. to date
3306200000	Yarn used to clean between the teeth(denital-floss)	1 961	7 596	17 020	212 709
3306900000	Oth yarn used to clean between the teeth(denital-floos)	332 423	2 477 155	929 332	5 795 567
3307100000	Pre-shave, shaving or after-shavepreparations	1 213	119 679	17 133	638 983
3307200000	Personal deodorants & antiperspirants	135 772	2 401 520	1 402 693	22 965 660
3307300000	Perfumed bath salts & oth bath prep,deodor room incl prep used r	4 481	826 626	52 570	2 148 578
3307411000	Scanted powders (incense) of a kind usedduring religious rites	1 465	837 630	2 212	512 735
3307419000	Oth scanted powder (incaese) of a kindused during religious rites	169 551	1 500 172	126 431	1 390 865
3307491000	Room perfuming preparations, whetheror not having disinfectant	35 522	498 284	510 268	5 729 302
3307499000	Oth prep for perfuming or deodor rooms,incl odoriferous preparat	36 324	94 571	498 194	1 709 031
3307901000	Animal toilet preparations	6 017	40 174	38 756	195 640
3307903000	Papers & tissues, impregnated or coatedwith perfume or cosmetic	492 076	3 386 308	1 421 907	8 581 909
3307904000	Other perfumery or cosmetics, includingdepiletorles	8 181	45 270	48 246	338 856
3307905000	Contact lens solution	37 028	519 393	209 463	2 784 846
3307909000	Oth animal toilet prep, paper & tissueother ferfume or cosm, cont	2 392	22 882	12 826	210 961
3401111000	Soap, organic surface-active-for toiletuse-medicated prods	0	162	0	3 674
3401112000	Bath soap	450 866	7 391 085	898 224	13 279 954
3401113000	Oth of felt or nonwovens, impregnated,coated or covered with so:	324	2 809	148	29 355
3401119000	Oth medicated prod & oth of felt ornonwovens, impreg, coated w,	4 230	55 058	33 568	298 567
3401191000	Of felt/ nonwovens impregnated, coatedwith soap or detergent	0	2 659	0	11 115
3401199000	Oth of felt or nonwovens, impregnated,coated or covered with so:	100 253	537 020	16 034	926 904
3401202000	Soap chips	0	20 777	0	446 382
3401209900	Oth soap of kind used for flotationdeinking or recycled paper	22 097	1 938 942	33 186	4 037 735
3401300000	Org surf-active prod & prep for washingthe skin in the liq/ cream fc	602 519	3 573 957	2 332 173	16 945 563
3402111000	Sulphated fatty alcohols	157 747	1 187 873	441 684	2 491 738
3402114000	Sulphanated alkylbenzene	49 169	4 606 627	121 648	8 274 923
3402119100	Wetting agents of a kind used in themanufacture of herbicides	298 824	1 812 680	1 022 062	6 527 157
3402119900	Oth anionic-organic surface-active agentwith or not put up for reta:	932 050	11 329 541	2 277 183	22 259 693
3402121000	Wetting agents used in the manuf ofherbiced-cationic	99 427	836 553	203 885	2 080 467
3402129000	Oth cationic-organic surface-activeagent with/not put up for retail	609 908	13 431 326	1 495 888	32 642 997
3402131000	Hydroxyl-terminated polybutadiene	96 981	2 316 628	356 541	8 379 521
3402139000	Oth hydroxil-terminated polybutadiene	2 276 449	34 735 875	5 481 632	83 844 060
3402191000	Organic surface active of a kindsuitable for use in fire extinguishin	15 355	192 399	60 674	474 577
3402199000	Oth organic surface-active of kindsuitable for use in fire extinguish	1 100 558	11 647 054	2 418 492	33 846 161
3402201100	Anionic surface active prep. in liquidform-put up for retail sale	191 715	2 900 131	385 651	4 411 857
3402201200	Anionic washing prep & cleaning prep,incl bleach cleans,liquid forr	111 441	1 440 025	409 485	4 076 839
3402201300	Oth surface active preparations- inliquid form, for retail sale	31 902	155 011	74 120	298 246
3402201900	Oth wash prep & clean prep,incl bleachcleans & degreas prep,liqui	81 605	1 090 888	560 642	6 657 766
3402209100	Anionic surface active prep. oth than inliquid form-for retail sale	199	407 661	588	299 869
3402209200	Anionic washing prep & clean prep, inclbleach, cleans-oth than liqu	218 971	4 868 417	186 181	4 464 106
3402209300	Oth surface active preparations	544	1 628	2 464	9 142
3402209900	Oth wash prep & clean prep / cleaningprep incl bleaching, cleansin	72 578	3 811 998	298 449	6 923 501
3402901100	Wetting agents of anionic surface activepreparations	77 638	2 231 948	309 278	6 891 974
3402901200	Oth anionic wash prep not wetting agents	1 664 406	14 682 156	2 782 998	32 272 654
3402901300	Anionic washing prep.or cleaning inclbleaching, cleansing or degre	330 414	5 968 247	851 689	11 959 876
3402901400	Wetting agents of other surface activepreparations	22 248	411 046	32 860	854 561
3402901500	Oth organic surface active in liquidform, not wetting agents	133 669	1 940 054	557 982	7 195 535
3402901900	Oth wash prep or clean prep, incl bleachcleans or degreasing prep	349 353	3 522 501	815 196	11 395 912
3402909100	Wetting agents of anionic surface activepreparations	28 534	477 990	125 745	1 490 357
3402909200	Anionic wash prep & clean prep,inclbleach,cleans-not liquid-not re	43 805	735 829	218 609	3 107 781
3402909300	Anionic surface-active prep,not liquidform not for retail sale	47 488	878 528	95 040	2 031 365
3402909400	Anionic surface-active prep, not liquidform, wetting agent not for	3 900	83 643	12 705	294 088
3402909500	Anionic surface-active prep, not liquidform,not wett agent not for	201 321	2 369 581	458 949	6 097 209
3402909900	Oth wash/lean prep,incl bleach cleansoth than liquid-not for retail	19 689	474 319	111 330	1 769 214
3403111100	Liquid lubricating oil prep, for treatmof textile,or oth material, con	94 130	1 207 366	277 164	3 358 673
3403111900	Oth liquid preprtion for the treatmenttextile or oth materials, cont	57 852	311 643	155 983	1 134 153
3403119000	Oth prep for the treatment of textile materials,oth than liquid,con	262 709	4 380 137	743 020	11 167 632
3403191100	Liquid oil for aircraft engine contpetroils/oils obtain. bituminous m	14 138	48 880	118 080	348 029
3403191200	Oth liquid prep content silicone oil,cont petrole oils,or bituminous m	25 438	183 835	63 277	854 750
3403191900	Oth liquid for other purposes contpetrol oil or bituminous mineral	1 463 865	17 000 977	3 622 191	43 581 416
3403199000	Oth lubricating prep cont petroleum oil	226 471	3 788 709	1 111 112	18 520 875
3403911100	Liquid prep cont silicone oil-for treatof textile,or oth matt,not cont	48 531	598 136	215 832	2 492 116
3403911900	Liquid prep for treatment of textilemater,not cont petroleum oil &	235 150	2 793 690	808 808	8 440 781
3403919000	Liquid preparat for treatment of textilor the material, not cont pet	931 178	9 800 954	2 677 591	27 105 727
3403991100	Liquid oil for aircraft engine not contpetroleum oils or oils obtain t	0	20 883	0	61 803

I.3. IM POR M ENURUT KOM ODITI / IM PORT BY HS COM M ODITY

*** DESEM BER / DECEM BER 2014 ***

H S	Uraian Komoditi Commodity Description	Berat Bersih / Net Weight (Kg)		Nilai / Value C.I.F (US\$)	
		Bulan ini Current Month	Kumulatif Cum.Jan. to date	Bulan ini Current Month	Kumulatif Cum.Jan. to date
3403991200	Oth liquid prep content silicone oilcont petrol oil,or bituminous mi	9 349	142 145	26 428	387 930
3403991900	Oth liquid for other purpose not contpetroleum oil or bituminous i	103 708	911 429	434 802	3 432 914
3403999000	Preparat for treat of textile,leatheroth mater,not cont petrol oil,nc	481 498	6 343 064	2 801 390	36 165 876
3404200000	Artificial waxes & prepared waxes,ofpoly(oxyethylene) (polyethyle	601 689	5 642 842	1 347 947	13 748 672
3404901000	Oth artificial waxes & prepared waxes.	34 525	314 320	90 147	1 054 812
3404909000	Oth artificial waxes & prepared waxes.	877 923	15 294 062	2 207 452	36 933 105
3405100000	Polishes, creams & similar preparat forwear or leather	25 671	210 609	149 592	1 179 464
3405200000	Polishes,creams & similar prep for themaintenance of wooden fur	255	26 363	5 337	236 535
3405300000	Polishes & similar prep for coachwork,oth than metal polishes	131 091	1 037 799	243 390	2 495 854
3405401000	Abrasive lapping & honing,in the form offlour,scouring pastes & pc	598	37 989	3 905	80 898
3405409000	Oth scouring pastes & powders & othscouring preparations	28 131	208 803	153 291	1 282 148
3405901000	Metal polishers	9 901	292 014	69 855	614 021
3405909000	Oth polishes & cream, for footwear,furniture, floors	31 900	237 165	60 742	500 386
3406000000	Candles, tapers & the like	133 450	1 085 900	221 683	2 121 256
3407001000	Modelling pastes, incl those put up forchildrens amusement	35 422	259 800	231 218	1 009 654
3407002000	Prep known as ""dental wax"", in sets,packings,retail sale or in pla	1	217	59	4 408
3407003000	Other preparations for use in dentistry,with a basis of plaster of ca	119	23 597	74 532	279 959
3501100000	Casein	149 314	2 318 351	1 395 040	24 543 906
3501901000	Caseinates & other casein derivatives	195 945	2 723 322	2 048 366	32 451 992
3501902000	Casein glues	16	97	3 487	13 984
3502110000	Egg albumin - dried	28 000	137 767	350 400	1 417 651
3502190000	Egg albumin - oth than dried	1	3 335	148	34 729
3502200000	Milk albumin,incl concentrates of >= 2whey proteins	52 220	589 423	545 369	6 793 679
3502900000	Oth egg albumin	501	2 816	20 857	140 118
3503001100	Glues of fish glues	109	2 109	532	10 752
3503001900	Glues of oth than fish glues	5 287	182 834	13 697	425 778
3503003000	Isinglass	1 058	23 204	7 507	134 142
3503004100	Gelatin in powder form with bloatinglevel a-250 or b-230 or higher	4 501	255 822	41 528	2 059 329
3503004900	Oth gelatin derivatives,isinglass,othglue of animal origin,excl casei	310 619	4 038 254	2 396 579	31 922 721
3504000000	Peptones and their derivatives, othprotein substances and their	430 505	5 583 329	1 657 206	26 126 027
3505101000	Dextrins, soluble or roasted starches	584 531	11 706 565	736 579	11 833 605
3505109000	Oth dextrins & oth modified starches	7 189 128	96 845 597	6 343 875	90 730 368
3505200000	Glues based on starches/ dextrins	442 260	5 731 820	731 133	9 835 499
3506100000	Prods suitable for use as glues/ adhesive for ret sale as glues/ adhe	438 392	5 008 433	1 257 053	19 713 841
3506910000	Adhesives based on polymers of heading39.01 to 39.13 or on rubb	2 631 530	31 156 870	7 894 221	100 186 561
3506990000	Oth adhesives based on polymers ofheadings 39.01 to 39.13 or on	2 012 645	21 457 167	6 254 995	73 250 695
3507100000	Rennet & concentrates thereof	0	129	0	12 448
3507900000	Oth enzymes; prepared enzymes nes orinclude	291 439	6 908 856	2 148 325	27 251 111
3601000000	Propellent powders	33 400	205 686	960 070	5 110 784
3602000000	Prepared explosive, oth than propellentpowders	294 391	1 891 851	2 821 103	20 681 151
3603001000	Semi-fuses, elemented caps, signal tubes	0	292	0	10 713
3603002000	Safety fuses or detonating fuses	6 846	287 386	2 002 809	5 663 745
3603009000	Oth safety fuses, detonat fuses,percussion detonat caps,igniters,el	419 230	2 433 222	6 299 186	54 602 081
3604100000	Firecrackers and other fireworks	947 153	20 865 796	1 307 655	26 970 591
3604903000	Signalling flares or rockets	0	6	0	9 853
3604909000	Oth miniatur pyrotechnic munitions &percussions cap for toy, sign	1	85 660	45	488 650
3605000000	Matches ,oth than pyrotechnic article of 36.04	0	60	0	212
3606100000	Liquid/liquified-gas fuel in containersused for filling or refilling <= 3	24 838	76 684	21 390	85 614
3606901000	Solid or semi-solid fuels, solidifiedalcohol & oth similar prepared fu	0	2 180	0	10 208
3606902000	Lighter flints	13 170	68 312	183 509	1 082 966
3606904000	Resin torches, firelighters & the like	0	8 896	0	26 252
3606909000	Oth solid or semi-solid fuels,solidified alc & oth similiar prep fuels	8 551	34 512	22 082	200 041
3701100000	Photographic plates & film in the flatsensitised for x-ray	54 069	586 672	1 388 609	13 759 854
3701200000	Photographic plates & film in the flatsensitised for instants print fil	17	14 645	862	1 177 987
3701300000	Oth plates & film, with any side>255 mm	525 164	4 880 091	2 152 512	20 289 955
3701911000	Photo plates & film in the flatsensitised suitable for use in the prin	395	6 898	2 855	29 411
3701919000	Oth photo plates & film in the flatsensitised suitable for use in the	5	12 778	28	41 380
3701991000	Oth plats & film photogrhap (polychrome)pecially manuf for print	101 036	1 141 456	71 397	1 265 155
3701999000	Oth polychrome suitable for use in theprinting industry	985	43 096	36 361	461 950
3702100000	Photographic film in rolls, sensitisedfor x-ray	0	7 226	0	634 417
3702310000	Photographic film in rolls, sensitisedfor colour photography	0	11 005	0	3 804
3702320090	Oth photo film in roll, sensitisedsuitable for use in medical,surgical	22	17 123	1 385	56 838
3702390010	Infra red transparent film	129	1 431	6 377	24 033
3702390090	Oth film, without perforat, of a width <105 mm	10	3 069	136	80 616

I.3. IM POR M ENURUT KOM ODITI / IM PORT BY HS COM M ODITY

*** DESEM BER / DECEM BER 2014 ***

H S	Uraian Komoditi Commodity Description	Berat Bersih / Net Weight (Kg)		Nilai / Value C.I.F (US\$)	
		Bulan ini Current Month	Kumulatif Cum.Jan. to date	Bulan ini Current Month	Kumulatif Cum.Jan. to date
3702420090	Film oth than for color photogr',width >610mm, length >200m	285	286	401	402
3702430010	Infra red transparent film, width > 610mm, length < 200 m	0	34	0	2 478
3702430090	Oth film, width > 610mm, length < 200mspecially prepared for me	2 268	12 804	14 440	119 923
3702440010	Infra red transparent film, 105mm <width < 610mm	7 067	28 790	54 435	224 550
3702440090	Oth film, 105mm< width<610mm, speciallyprepared for medical s	18 773	124 830	124 267	1 145 788
3702530000	Film for colorphoto 16mm<width<35mm,length<30m for slides	0	35	0	606
3702979000	Oth film width<35mm, length>30 suitablefor use in cinematograph	9	214	194	4 409
3702989000	Oth film oth than for color photography	2	603	424	9 172
3703101000	Photographic paper, paperboard&textil,unexposed, rolls,width of	0	24 951	0	101 670
3703109000	Photographic paper, paperboard&textil,unexposed, rolls,width of	466	755 828	9 425	4 826 928
3703200000	Oth photograph paper, sensitis, unex-posed for color photography	247 880	1 833 390	1 635 589	11 088 602
3703900000	Oth photograph paper, paperboard & textsensitised, unexposed.	20 313	282 048	144 103	922 234
3704001000	Plate & film for x-ray,unexposed but notdeveloped	833	4 273	844	70 794
3704009000	Oth photograph plates,film,paper,paper-board & textiles,expos bu	2 351	26 929	5 275	77 271
3705100000	Photograph plates & film, exposed & developed,for offset reprodu	23	75 286	6 307	153 482
3705901000	Photograph plates & film, exposed & developed for x-ray	0	12 200	0	117 629
3705902000	Microfilms, exposed and developed	0	59	0	47 534
3705909000	Oth photograph plates & film,expos & developed,oth than cinemat	36 457	579 540	261 162	1 905 199
3706103000	Cinematograph film,expos & develop,ofwidth>= 35 mm,with pictur	0	3	0	32
3706109000	Oth cinematograph film, expos & developed of a width >= 35 mm	27	979	2 978	95 970
3706901000	Newsreels,travelog,technical&scientificfilm,expose & develop,of a v	0	3	0	206
3706903000	Oth cinematographic film,expos & developwith or not incorporatin	1	56	3	3 308
3706904000	Cinematographic film, expos & develop< 35 mm, only of sound tra	0	31	0	635
3706909000	Oth cinematgrphic film,expos & developwith or not incorporating	32	340	609	12 066
3707100000	Sensitising emulsion,for photo use(oth than varnishes, glue, adhes	1 341	63 833	11 446	367 628
3707901000	Flashlight materials, unmixed prods forphoto uses,put up in meas	13 749	126 834	13 732	266 924
3707909000	Oth chemical prep for photographic uses,put in measur portions, r	276 830	2 752 332	663 969	12 431 910
3801100000	Artificial graphit,in the form of pasteblocks,plates or oth semiman	463 211	5 080 469	606 410	8 267 547
3801200000	Colloidal/ semi-colloidal graphite, inpastes,blocks,plates or oth ser	0	18 434	0	158 905
3801300000	Carbonaceous pastes for electrodes & similar paste & for furnace li	1 447 288	12 518 819	829 021	7 724 279
3801900000	Oth artificial graphit,colloidal or semigraphite,pastes, blocks or pla	412 787	3 772 324	369 971	5 470 991
3802100000	Activated carbon, including spent animalblack	687 974	8 842 249	1 432 227	17 484 699
3802901000	Activated bauxite, including spentanimal black	20	958 712	12	883 728
3802902000	Activated clays & activated earth, inclspent animal black	40 341	1 651 934	31 804	1 058 445
3802909000	Oth activat natural mineral prod,animalblack include spent animal	745 495	12 196 115	356 399	7 113 381
3803000000	Tall oil, whether or not refined	2 413	76 114	3 353	141 649
3804001000	Concentrated sulphite lye	162 200	2 874 742	82 973	2 075 581
3804009000	Oth residual lyes from woodpulp with ornot concentrat,desugar /	990 846	10 450 339	644 797	13 363 217
3805100000	Gum, wood or sulphate turpentine oils	21 346	240 310	31 116	491 925
3805900000	Oth terpenic oil produc by the distillat of coniferous wood & oth cr	207 888	2 251 462	578 128	6 177 933
3806100000	Rosin & resin acids	3 192	1 729 752	25 378	7 655 328
3806200000	Salt of rosin,of resin acid, of drv orresin acid,oth than salt of rosin :	17 880	194 499	76 249	664 950
3806301000	Ester gums - in blocks	0	292 500	0	902 265
3806309000	Ester gums - in oth forms	128 543	1 131 843	370 987	4 237 908
3806901000	Run gums in blocks	0	55 660	0	171 955
3806909000	Oth derivates rosin & resin acids thereo	734 899	6 175 173	1 650 547	14 757 386
3807000000	Wood tar, wood tar oils, wood creosote,wood naphtha, vegetable	32 000	115 683	27 680	224 010
3808501000	Insecticides, in subhd note 1	34 183	2 262 288	142 107	12 233 041
3808502100	Fungicides in aerosol containers	23 560	90 149	123 999	1 037 048
3808502900	Oth fungicides in aerosol containers	169 668	1 912 113	734 212	6 896 747
3808503900	Oth herbicides in aerosol containers	59 462	1 075 860	128 628	3 168 530
3808504000	Herbicides, anti-sprouting products subhnote 1	78 083	982 490	189 268	3 088 412
3808505000	Herbicides plant-growth reg subhd note 1	2 509	158 862	27 120	644 228
3808506000	Disinfectants, subhd note 1	20 843	429 103	97 393	1 900 414
3808509900	Oth disinfec,smlar prod,put up in form/pack for ret sale,subhd1,nc	2 407	35 973	28 996	259 962
3808911100	Intermediate preparation for the mnfactof insecticides cont 2-(1-M	0	50 543	0	95 900
3808911900	Oth intermediate preparatfor the mnfactof insecticides cont 2-(1-I	290 047	5 207 835	2 863 369	39 782 270
3808912000	Intermediate preparation for the mnfactof insecticides of mosquit	250	62 090	7 500	106 174
3808913000	Intermediate preparation for the mnfactof insecticides of mosquit	0	3 000	0	4 460
3808919100	Insecticides in aerosol containers havina deodorosing function	0	224 677	0	223 581
3808919200	Oth insecticides in aerosol containershaving a deodorosing functio	4 465	519 092	18 233	1 391 338
3808919300	Oth insecticides in oth aerosol containehaving a deodorosing funci	62 580	389 809	359 420	2 854 834
3808919900	Oth insecticides in oth aerosol containehaving oth function	323 506	6 900 410	6 999 823	91 419 473
3808921900	Oth fungicides, in aerosol container w/ avalidamycin cont<3% netti	97 376	1 721 378	402 536	5 040 228

I.3. IM POR M ENURUT KOM ODITI / IM PORT BY HS COM M ODITY
 *** DESEM BER / DECEM BER 2014 ***

H S	Uraian Komoditi Commodity Description	Berat Bersih / Net Weight (Kg)		Nilai / Value C.I.F (US\$)	
		Bulan ini Current Month	Kumulatif Cum.Jan. to date	Bulan ini Current Month	Kumulatif Cum.Jan. to date
3808929000	Oth fungicides, in aerosol container	821 776	11 513 966	6 370 102	77 919 971
3808931100	Herbicides, anti-sprouting product andplant-growth regulator in a	8 800	23 800	33 000	130 900
3808931900	Oth herbicides,anti-sprouting product & plant-growth regulator in :	1 860 145	29 375 111	6 420 356	121 272 326
3808932000	Herbicides, anti-sprouting products notsubhd note 1	0	456 176	0	1 080 740
3808933000	Herbicides, plant-growth regulator, notsubhd note 1	183 019	3 595 882	385 925	10 284 509
3808941000	Disinfectants containing mixtures of coal tar acid and alkalis	9 040	22 129	40 274	90 857
3808942000	Oth disinfectants containing mixtures ofcoal tar acid and alkalis in	0	3 839	0	25 061
3808949000	Oth disinfectants containing mixtures ofcoal tar acid and alkalis	145 443	2 065 562	350 048	7 942 572
3808991000	Wood preserv containing insecticides orfungicides	41 152	344 741	56 067	454 197
3808999000	Oth wood preserv containing insecticidesor fungicides	343 085	2 555 392	803 279	6 786 914
3809100000	Finish agent,dye carriers to accele witha basis of amylaceous subst	161 296	3 306 630	183 440	3 344 618
3809911000	Finish agent,dye carriers to accele kindused in the textile or like inc	2 648 924	71 076 832	3 970 122	95 734 110
3809919000	Softening of finish agent,dye carrier toaccele kind used in the tex/	967 935	12 727 392	2 781 414	34 321 079
3809920000	Oth finish agent,dye carriers to accelekind used in the paper or like	3 258 170	27 186 179	4 664 661	52 232 170
3809930000	Oth finish agent,dye carriers to accelekind used in the leather or lil	240 705	3 604 091	754 845	10 582 196
3810100000	Pickling prep for metal surfac,soldering, brazing, welding powders	284 424	9 394 910	1 537 418	37 635 142
3810900000	Other prep of a kind used as cores orcoating for weld electrodes o	569 104	6 855 440	1 333 998	20 381 423
3811110000	Anti-knock preparation, based on leadbased on lead compound	1	2 167	77	19 041
3811190000	Oth anti-knock preparations	54 480	1 289 013	312 031	6 561 765
3811211000	Additive for lubricat oils,cont petrooil & oil obtain from bitumin,rc	35 663	186 582	227 155	1 455 677
3811219000	Additive for lubricat oils,cont petrooil & oil obtain from bitumin,n	4 027 099	50 285 283	15 873 228	192 704 440
3811290000	Oth additive for lubricat oils,contpetrol oil & oil obtain from otmn	569 075	1 971 417	1 128 570	6 152 155
3811901000	Anti knock prep, rust preventativ &corrosion inhibitors	248 829	2 725 530	882 286	11 867 187
3811909000	Oth anti-knock prep.,for mineral oilliquid used as mineral oils	621 761	6 613 847	2 285 582	23 903 407
3812100000	Prepared rubber accelerators	1 770 007	23 630 743	4 736 897	65 652 220
3812200000	Compound plasticisers for rubber orplastics	1 617 611	15 052 731	2 322 828	23 834 446
3812300000	Anti oxidising prep & oth compoundstabilisers for rubber or plastic	2 737 925	34 075 622	6 504 708	88 339 738
3813000000	Prep. & charge for fire-extinguishercharged fire-extinguishing gren	392 227	3 274 371	600 557	5 926 999
3814000000	Organic composite solvents & thinners,prepared paint or varnish r	596 506	10 261 192	1 494 754	30 763 336
3815110000	Supported catalyst,with nickel/ nickelcompounds as the active sub:	101 795	1 134 719	1 478 239	17 229 016
3815120000	Supported catalyst, with precious metalcompounds as the active s	21 089	358 276	759 568	17 428 274
3815190000	Oth supported catalysts	444 641	3 714 733	2 902 283	33 184 502
3815900000	Oth reaction initiators,reactionaccelerators catalytic prep, nes or i	3 002 241	21 567 980	12 986 097	107 525 927
3816001000	Refractory cements	12 270 293	36 759 066	2 137 590	21 501 046
3816009000	Oth refractory cements	1 640 301	31 389 079	1 452 418	27 294 016
3817000000	Mixed alkybenzenes & mixed alkylnaphthalanes oth than head 27	13 420 512	58 585 904	22 617 501	107 798 143
3818000000	Wafers/ discs with silicon content	40 844	409 986	4 584 182	67 585 733
3819000000	Hyd brake fluid&oth for hyd trnsmssionwhether or not cont<70%v	118 831	2 324 644	351 055	6 390 444
3820000000	Anti-freezing preparations & preparedand prepared de-icing fluids	531 424	3 182 508	1 072 588	7 509 410
3821001000	Prepared culture media for developmentof micro organics	12 204	95 197	431 422	4 294 681
3821009000	Oth prepared culture media fordevelopment of micro organics	937	24 464	19 577	566 357
3822001000	Plate,sheet,film, foil&strip of plasticimpreghtd/ coated with diag re	24 560	315 382	2 189 849	18 158 330
3822002000	Paperboard,cellulose wadding & web fibreimpreghtd/ coated with	13 371	87 165	710 304	5 614 143
3822003000	Sterilisation indicator strips and tapes	8 161	117 284	187 398	2 382 911
3822009000	Oth diagnostic/ lab reagents & preparedwhether or not head 30.02	274 175	2 428 807	8 676 482	66 080 821
3823110000	Stearic acids	396 951	6 658 331	421 191	7 491 986
3823120000	Oleic acids	30 384	243 257	48 869	439 327
3823130000	Tall oils fatty acids	317 616	2 753 021	328 711	3 715 981
3823191000	Acids oil from refining	0	1 476	0	38 449
3823199000	Oth industrial monocarboxylic fatty acid	716 237	8 312 243	1 025 706	13 136 641
3823701000	Industry fatty alcohols in the form ofwax	13 283	122 135	42 116	497 190
3823709000	Oth industry fatty alcohols in the formof wax	2 319 725	22 728 196	3 156 896	37 964 613
3824100000	Prepared binders for foundry moulds orcore	708 978	6 954 734	1 419 294	11 653 922
3824300000	Non-agglomerated metal carbides mixedtogether with metallic bir	32 350	158 153	202 510	1 103 337
3824400000	Prepared additives for cements, mortarsor concretes	2 833 067	35 813 152	4 887 171	80 770 904
3824500000	Non-refractory mortars & concretes	31 591	3 430 589	31 767	1 959 434
3824600000	Sorbitol oth than that ofsubheading 2905.44	254 370	4 551 731	179 767	2 945 863
3824719000	Oth mix cont halogenated, drv methane, ethane cont cfcs, pfcs, hf	0	23 243	0	626 145
3824720000	Mix cont halogenated, drv methane,ethane cont bromochlorodi(tr	0	4 482	0	111 413
3824730000	Mix cont halogenated, drv methane,ethane containing hbfcs	3 352	27 197	60 793	911 899
3824749000	Oth mix cont halogen,drv methane,ethanecont hbfcs<70% petro o	56 852	567 912	289 168	2 493 974
3824750000	Mix cont halogenated, drv methane,ethanecontaining carbon tetr:	2 587	45 494	33 770	227 216
3824760000	Mix cont halogenated,drv methane,ethanecont 1,1,1-3-chloroetha	284	3 068	1 316	17 506
3824770000	Mix cont halogenated, drv methane,ethanecont bromomethane /	0	16 000	0	19 040

I.3. IM POR M ENURUT KOM ODITI / IM PORT BY HS COM M ODITY
***** DESEM BER / DECEM BER 2014 *****

H S	Uraian Komoditi Commodity Description	Berat Bersih / Net Weight (Kg)		Nilai / Value C.I.F (US\$)	
		Bulan ini Current Month	Kumulatif Cum.Jan. to date	Bulan ini Current Month	Kumulatif Cum.Jan. to date
3824780000	Mix cont halogenated, drv methane,ethanecont pfcs or hfcs but nr	68 752	308 007	319 973	1 606 433
3824790000	Other mix cont halogenated, drv methane,ethane	318 059	4 994 880	1 545 365	19 027 412
3824810000	Mix & preparation containing oxirane(ethylene oxide)	114 040	592 129	513 240	1 913 895
3824820000	Mix & preparation containing pbbs, PCBs, PCTs	10 611	106 846	241 709	835 191
3824830000	Mixtures & preparation containing tris(2,3-dibromopropyl) phosph	585	193 020	6 480	363 732
3824901000	Ink removers, stencil correctors & oth, corrector fluids in package	203 237	2 171 740	591 727	7 127 551
3824903000	Copying pastes with a basis of gelatin presented in bulk/ ready to u:	44 926	651 119	327 871	3 393 075
3824904000	Composite inorganic solvents	814 659	7 535 365	2 345 928	27 595 933
3824905000	Acetone oil	9 303	92 480	71 903	703 023
3824906000	Preparations/ mixtures cont monosodium glutamate	72 604	1 394 132	418 212	5 181 907
3824907000	Mixtures of chemical, of a kind used in manufactured of foodstuff	760 801	8 866 384	3 061 461	33 187 651
3824909100	Naphthenic acids, their water insolublesalts and their esters	753 934	7 020 425	1 419 606	17 819 793
3824909900	Oth prods & preparations cont cfc-11,12,115, and halon	10 334 667	59 154 449	6 978 299	72 592 869
3825301000	Clinical waste	479	582	6 908	9 066
3825500000	Waste of metal pickling liquor, hydraulicbrake flinds, anti freeze flin	0	9	0	128
3825690000	Oth waste from chemical/ allied industoth than cont.organic consti	0	44	0	3 196
3826001000	Coconut methyl ester (CME)	0	416	0	3 496
3826009090	Oth coconut methyl ester and fatty acidmethyl ester	0	374	0	5 117
3901101200	Linier Low Density Polyethylene in the form of liquids or pastes	110 250	1 885 203	182 243	3 253 406
3901101900	Oth linier Low Density Polyethylene in the form of liquids or pastes	1 581 573	21 698 591	2 918 822	43 393 849
3901109200	Polyethylene having a specific gravity <0.94 in oth form	20 190 583	184 316 417	30 195 644	279 539 339
3901109910	Low Density Polyethylene	20 244 137	204 839 206	31 955 237	342 014 800
3901109990	Oth low Density Polyethylene	1 763 866	17 205 597	3 521 588	35 224 506
3901200000	Polyethylene having a specific gravity 0.94 or more	27 044 141	283 271 105	42 757 680	454 603 064
3901300000	Ethylene-vinyl acetate copolymers	5 621 907	61 626 312	9 775 610	104 582 700
3901904000	Polymers of ethylene in dispersions	449 621	5 562 231	820 753	9 742 488
3901909000	Oth polymers of ethylene in oth form	8 553 430	102 981 029	15 588 921	203 510 706
3902103000	Polypropylene in oth form	34 121	756 999	13 033	810 612
3902109010	Polypropylene in dispersion	44 534	1 286 521	113 287	3 115 674
3902109020	Polypropylene in granule form	54 245 265	586 212 765	80 418 439	904 549 254
3902109090	Polypropylene in oth form	4 354 916	47 949 882	8 084 920	91 703 396
3902200010	Polysobutylene liquids/ pastes	199 409	2 000 437	458 733	6 036 494
3902200090	Polysobutylene in oth forms	95 265	1 135 609	305 276	3 747 742
3902303000	Propylene copolymers in liquid or pastes	122 066	1 212 367	728 678	6 773 466
3902309010	Propylene copolymers in granule	22 695 092	288 705 616	37 348 972	492 957 049
3902309090	Propylene copolymers in other forms	317 836	8 903 685	549 759	15 576 418
3902901000	Oth polymers of propylene in oth form	66 909	850 033	197 555	2 742 022
3902909010	Oth polymers of propylene in liquid or pastes	37 387	349 207	134 307	1 371 665
3902909090	Oth polymers of propylene in oth form	687 060	7 106 812	1 414 379	19 351 425
3903111000	Expansible polymers of styrene in granule	1 576 973	15 433 911	3 041 736	32 988 689
3903119000	Oth expansible polymers of styrene in granule	443 787	5 519 432	958 244	12 065 087
3903191000	Unexpansible polymers of styrene in dispersions	72 752	1 046 623	162 354	1 730 937
3903192100	High impact polystyrene in granules	1 492 506	22 761 509	2 554 562	41 923 000
3903192900	Oth high impact polystyrene in granule	969 457	16 519 242	1 629 763	30 045 614
3903199100	Oth high impact polystyrene in oth form	368 272	3 613 428	652 434	7 865 944
3903199900	Oth polymers of styrene in primary form	415 410	5 902 514	1 022 798	11 872 344
3903204000	Styrene-acrylonitrile (SAN) copolymers in aqueous dispersion	0	36 775	0	96 509
3903209000	Oth styrene-acrylonitrile (SAN) copolymers	1 059 389	12 333 854	2 500 417	29 902 017
3903304000	Acrylonitrile-butadiene-styrene (ABS) copolymers in aqueous disp	1	16 486	4	67 763
3903306000	Acrylonitrile-butadiene-styrene copolymers in granules	2 881 241	36 290 068	6 304 828	83 753 543
3903309000	Acrylonitrile-butadiene-styrene copolymers in other form	5 885 547	73 598 080	12 976 934	167 622 785
3903903000	Oth polymers of styrene in aqueous dispersion	879 553	2 362 423	556 877	4 380 112
3903909100	High impact polystyrene of acrylonitrile-butadiene-styrene	45 326	757 607	70 301	1 406 652
3903909900	Oth high impact polystyrene of acrylonitrile-butadiene-styrene	495 204	8 748 571	1 469 721	23 767 514
3904101000	PVC homopolymers, suspension type not mixed with oth substance	3 736 257	22 796 317	3 575 921	24 278 934
3904109100	PVC in granule	312 628	3 102 025	326 110	4 476 126
3904109200	PVC in powder	2 178 183	31 977 585	2 138 260	33 680 267
3904109900	PVC in other form	1 497 310	20 976 012	1 873 719	29 594 096
3904211000	Oth poly(vinyl chloride) non plasticised in granule	21 454	351 162	46 445	511 259
3904212000	Oth poly(vinyl chloride) non plasticised in powder	14 743	96 924	33 220	161 064
3904219000	Oth poly(vinyl chloride) non plasticised in oth form	191 739	3 381 873	367 753	5 289 425
3904221000	Oth poly(vinyl chloride) plasticised in dispersions	18 000	321 475	18 000	431 920
3904222000	Oth poly(vinyl chloride) plasticised in granule	68 699	1 278 571	73 757	2 177 796
3904223000	Oth poly(vinyl chloride) plasticised in powder	390 025	2 862 877	234 015	1 728 653

I.3. IM POR M ENURUT KOM ODITI / IM PORT BY HS COM M ODITY
***** DESEM BER / DECEM BER 2014 *****

H S	Uraian Komoditi Commodity Description	Berat Bersih / Net Weight (Kg)		Nilai / Value C.I.F (US\$)	
		Bulan ini Current Month	Kumulatif Cum.Jan. to date	Bulan ini Current Month	Kumulatif Cum.Jan. to date
3904229000	Oth poly(vinyl chloride) plasticised	296 788	4 422 516	587 296	8 372 868
3904301000	Vinyl chloride-vinyl acetate copolymersin granule	16 280	554 810	95 964	1 798 751
3904302000	Vinyl chloride-vinyl acetate copolymersin powder	97 622	1 032 993	267 005	2 577 833
3904309000	Vinyl chloride-vinyl acetate copolymersin oth form	98 625	1 350 907	225 392	2 987 894
3904401000	Oth vinyl chloride copolymers in granule	3 000	459 558	11 010	1 625 098
3904402000	Oth vinyl chloride copolymers in powder	25 849	171 402	161 032	662 475
3904409000	Oth vinyl chloride copolymers in othform	3 450	352 737	11 534	1 291 360
3904504000	Vinylidene chloride polymr in dispersion	34 499	405 895	26 472	663 213
3904505000	Vinylidene chloride polymers in granule	264 999	2 731 072	369 662	4 004 293
3904506000	Vinylidene chloride polymers in powder	0	419	0	695
3904509000	Vinylidene chloride polymers in othform	119 698	2 341 425	376 686	5 595 306
3904611000	Fuoro-polymers polytetrafluoroethylenein granule	1 148	4 439	11 396	66 052
3904612000	Fuoro-polymers polytetrafluoroethylenein powder	107	3 549	798	20 407
3904619000	Fuoro-polymers polytetrafluoroethylenein oth form	3 528	94 575	34 431	1 251 146
3904693000	Fuoro-polymers polytetrafluoroethylenedispersions	4 203	36 590	98 246	720 943
3904694000	Oth fluoro-polymers in granule	0	2 000	0	42 000
3904695000	Oth fluoro-polymers in powder	0	1 622	0	40 735
3904699000	Oth fluoro-polymers in oth form	20 617	224 150	96 855	17 929 204
3904904000	Oth polymers vinyl chloride in granule	0	31 092	0	473 685
3904905000	Oth polymers vinyl chloride in powder	68 459	145 492	247 333	594 835
3904909000	Oth polymers vinyl chloride in oth forms	59 834	714 191	175 743	2 399 345
3905120000	Poly(vinyl acetate) in aqueousdispersions	41 940	352 093	59 545	495 959
3905191000	Oth poly(vinyl acetate) in liquids orpastes	9 753	40 298	4 500	41 969
3905199000	Oth poly(vinyl acetate) in oth form	75 633	838 329	148 049	1 462 185
3905210000	Vinyl acetate copolymers in aqueousdispersions	583 892	6 426 129	652 860	7 052 202
3905290000	Oth vinyl acetate copolymers	264 485	1 861 683	614 009	4 377 119
3905301000	Poly (vinyl alcohol) in aqueousdispersions	116 386	983 919	241 867	2 111 274
3905309000	Poly (vinyl alcohol) in other form	2 320 688	22 156 232	5 264 672	49 323 374
3905911000	Copolymers of vinyl acetate or of othvinylester in dispersions	12 004	134 925	15 585	265 609
3905919000	Copolymers of vinyl acetate or of othvinylester oth form	83 054	420 459	336 757	2 155 289
3905991000	Oth copolymer of vinyl acetate inaqueous dispersions	4 013	25 234	48 137	185 398
3905992000	Oth copolymer of vinyl acetate in nonaqueous dispersions	0	441	0	18 475
3905999000	Oth polymer of vinyl acetate/ othvinyl esters; oth vinyl polymers; pi	78 889	1 161 910	809 665	11 194 459
3906101000	Poly(methyl methacrylate) indispersions	37 081	996 239	81 644	2 473 425
3906109000	Oth poly(methyl methacrylate) in othform	690 122	10 058 732	1 849 551	26 802 239
3906902000	Oth acrylic copolymers in dispersions	1 725 897	13 626 882	2 608 073	21 488 579
3906909200	Sodium polyacrylate	23 716	1 058 940	91 224	2 881 180
3906909900	Oth sodium polyacrylate	5 174 966	74 262 856	13 195 636	178 741 914
3907100000	Polyacetals	638 218	9 806 262	1 609 662	24 199 721
3907201000	Polytetramethylene ether glycol	1 392 525	17 592 219	2 944 115	39 104 914
3907209000	Oth polytetramethylene ether glycol	5 343 975	83 348 496	12 196 769	183 457 931
3907302000	Epoxide resins of kind used for coating, in powder	84 575	994 688	403 292	4 348 879
3907303000	Epoxide resins in liquids/ pastes	718 870	9 894 215	3 571 582	52 425 145
3907309000	Epoxide resins in oth form	1 217 089	15 233 713	4 652 781	61 588 887
3907400010	Optic grade w/ mell flow rate index>25gr/ 10 min in pack of nat w	523 600	5 610 509	1 344 300	13 886 348
3907400090	Other polycarbonates	3 431 950	43 233 375	9 333 773	112 508 174
3907501000	Alkyd resins in the form of liquids orpastes	32 364	544 939	59 257	1 338 989
3907509000	Alkyd resins in oth form, except liquids or pastes	19 817	589 604	84 076	2 009 249
3907601000	Poly(ethylene terephthalate) indispersions	39 087	217 487	87 090	374 235
3907602000	Poly(ethylene terephthalate) in granules	3 847 872	47 639 677	4 832 674	64 129 474
3907609000	Poly(ethylene terephthalate) in oth form	11 243 757	141 954 803	13 658 126	191 503 047
3907700000	Poly(lactic acid)	1 162	141 437	10 425	566 831
3907912000	Oth polyesters unsaturated in chip form	1 816	106 704	19 686	193 573
3907913000	Oth polyesters unsaturated in the formof liquids or pastes	91 129	1 055 320	201 798	2 403 902
3907919000	Oth polyesters unsaturated in oth form	375 449	4 563 111	987 737	12 881 703
3907994000	Oth polyesters saturated of a kind usedfor coating, in powder form	263 295	1 021 854	443 896	1 913 759
3907999000	Oth polyesters saturated in oth form	2 350 958	26 313 009	6 654 230	78 907 021
3908101000	Polyamides in primary forms, polyamide-6	4 644 592	60 553 944	12 479 750	171 942 322
3908109000	Polyamides in primary forms, polyamide-11,-12,-6,6,-6,9,-6,10 or -	1 356 610	14 207 581	4 317 098	51 300 177
3908900000	Oth polyamides, oth than polyamide -6,-11,-12,-6,6,-6,9,-6,10 or -(-	267 155	4 408 628	1 057 019	15 660 336
3909101000	Urea resins, thiourea resins in moulding compounds	377 190	7 124 522	1 291 079	21 039 294
3909109000	Other urea resins; thiourea resins	1 247 154	12 322 267	943 994	10 753 503
3909201000	Melamine resins in moulding compounds	232 838	3 323 264	344 153	5 353 964
3909209000	Other melamine resins, except in moulding compounds	261 184	3 760 258	605 806	7 688 455

I.3. IM POR M ENURUT KOM ODITI / IM PORT BY HS COM M ODITY
 *** DESEM BER / DECEM BER 2014 ***

H S	Uraian Komoditi Commodity Description	Berat Bersih / Net Weight (Kg)		Nilai / Value C.I.F (US\$)	
		Bulan ini Current Month	Kumulatif Cum.Jan. to date	Bulan ini Current Month	Kumulatif Cum.Jan. to date
3909301000	Oth amino-resins in moulding compound	375 877	5 649 480	829 114	11 979 068
3909309100	Glyoxal monourein resin, except in moulding compounds	78 075	1 132 858	216 856	3 207 398
3909309900	Oth amino-resins, not glyoxal monourein resin, not in moulding co	798 236	9 195 963	2 015 040	23 197 143
3909401000	Phenolic resins in moulding compound oth than phenol formaldeh	383 667	5 462 143	1 235 174	16 675 719
3909409000	Other phenolic resins, not in moulding compounds	632 295	8 407 745	2 547 574	26 039 506
3909500000	Polyurethanes	2 732 556	32 479 159	10 247 601	119 662 566
3910002000	Silicones in dispersions or in solutions	628 525	8 579 389	2 807 255	40 658 915
3910009000	Silicones not in dispersions or in solutions	756 573	8 410 808	3 825 850	41 341 377
3911100010	Petroleum,coumarone,indene/ coumarone-indene& polyterpanes i	195 556	2 388 038	587 622	6 931 564
3911100090	Petroleum,coumarone,indene/ coumarone-indene& polyterpanes r	2 467 130	29 143 569	6 358 245	77 339 267
3911900000	Polysulphides, polysulphones and othproduct specified in Note 3 t	643 823	8 861 255	1 777 990	26 995 024
3912110000	Cellulose acetates non-plasticised	546	96 219	5 038	408 997
3912120000	Cellulose acetates plasticised	3 406	136 056	46 155	978 460
3912201100	Water-based semi-finished nitrocellulose; including collodions; noi	0	1 745	0	17 028
3912201900	Oth cellulose nitrates; including collodions; non plasticised	248 842	4 262 536	700 811	11 870 924
3912310000	Carboxymethylcellulose & its salts	1 114 848	8 006 287	3 388 540	27 075 714
3912390000	Oth cellulose ethers, not carboxymethylcellulose & its salts	586 850	6 449 452	3 017 096	38 731 732
3912902000	Other cellulose and its chemical derivatives,in the form of granule:	6 012	697 297	55 910	1 246 914
3912909000	Other cellulose and its chemical derivatives in other form	210 162	2 518 190	1 825 875	17 765 920
3913100000	Alginic acid, its salts & esters	69 752	1 268 615	415 540	8 576 370
3913901000	Oth natural polymers & its modified;hardened proteins	3	35 401	425	321 358
3913902000	Oth natural polymers & its modified;chemical derivatives of natur:	50 829	333 541	181 187	2 180 673
3913903000	Oth natural polymers & its modified;starch-based polymers	94 143	707 180	323 800	2 900 554
3913909000	Oth natural polymers & its modified; inother form	373 614	3 248 776	1 403 261	15 075 099
3914000000	Ion-exchanger base on polymer of heading 39.01 to 39.13, in prim	671 595	5 677 439	2 047 038	20 062 575
3915101000	Waste, parings & scrap, of polymers ofethylene; of non-rigid cellul	749 723	9 939 371	245 467	2 349 627
3915109000	Waste, parings & scrap, of polymers ofethylene; of rigid cellular pr	2 849 094	21 411 753	1 136 708	7 025 376
3915301000	Waste, parings & scrap,polymers of vinyl chloride; non-rigid cellul	0	35 719	0	12 966
3915900000	Waste, parings & scrap, of other plastic	5 717 489	76 036 006	2 929 137	43 114 601
3916101000	Monofilament of polymers of ethylene	242	12 543	2 453	72 007
3916102000	Rods, sticks & profile shape of polymerof ethylene	18 471	918 548	91 520	2 887 616
3916201000	Monofilament polymers of vinyl chloride	17 672	261 053	36 262	875 383
3916202000	Rods,sticks & profile shapes of polymerof vinyl chloride	305 707	2 936 564	391 236	4 625 693
3916904100	Monofilament other plastic of hardenedproteins	12 169	33 683	22 518	113 884
3916904900	Other plastics of hardened proteins	3	167 361	29	478 858
3916905000	Other plastics of vulcanised fibre	1 373	23 310	16 010	171 072
3916906000	Other plastics of chemical derivativesof natural rubber	0	8 384	0	37 161
3916909100	Other monofilament of other plastics	9 646	71 683	35 635	186 646
3916909900	Oth plastic,except monofilament,hardened proteins,vulcanised fib	170 825	1 873 341	813 736	10 239 562
3917101000	Artificial guts (sausage casings) ofhardened proteins	8 413	84 594	287 637	2 594 772
3917109000	Artificial guts (sausage casings) ofcellulosic materials	204 743	1 367 042	1 571 915	15 653 925
3917210000	Tubes,pipes & hoses, rigid, of polymersof ethylene	1 137 795	2 246 661	3 563 878	8 256 765
3917220000	Tubes,pipes & hoses, rigid, of polymersof propylene	87 608	1 113 756	309 067	3 993 071
3917230000	Tubes,pipes & hoses, rigid, of polymersof vinyl chloride	327 031	2 851 029	586 451	5 799 688
3917290000	Tubes,pipes & hoses, rigid, of polymersof other plastics	387 900	5 290 361	1 304 002	22 072 012
3917310000	Flexible tubes, pipes and hoses having a minimum burst pressure c	238 030	851 954	501 341	4 854 204
3917321000	Sausage/ ham casing,not reinforced orcombined w/ oth material,w	5 611	26 285	81 281	531 054
3917329000	Oth unflexible tube,pipe& hose,not reinforced or combined materi	575 798	4 839 556	2 833 938	30 345 109
3917330000	Oth tube,pipe,not reinforced/ otherwisecombined w/ oth material	24 112	441 402	104 297	1 361 086
3917390000	Other tubes, pipes and hoses	777 221	5 519 329	1 989 432	16 392 024
3917400000	Fittings of plastics	619 294	7 684 569	3 015 365	36 746 815
3918101100	Tiles of polymers of vinyl chloride	442 153	2 440 877	281 483	1 911 523
3918101900	Oth floor covering of polymers of vinylchloride	1 342 454	17 998 715	744 744	11 921 897
3918109000	Wall or ceiling coverings of polymers of vinyl chloride	1 395 967	8 108 067	809 921	6 854 902
3918901100	Tiles of polyethylene	1	91 487	131	132 477
3918901300	Oth floor coverings of polyethylene	34 261	810 322	67 274	1 062 120
3918901400	Oth floor coverings of chemicalderivatives of natural rubber	0	202	0	435
3918901900	Other floor coverings of other plastics	490 381	8 032 734	3 114 258	4 834 581
3918909100	Wall or ceiling covering of polyethylene	43 982	1 865 039	96 500	4 779 667
3918909900	Wall or ceiling coverings of otherplastic	62 057	1 461 938	193 722	4 140 439
3919101000	Self-adhesive plate, sheet, film, foil, tape& strip,width=<20cm ;plymer	162 600	1 951 016	1 179 638	11 541 083
3919102000	Self-adhesive plate, sheet, film, foil, tape& strip,width=<20cm ;polyetl	36 153	1 099 230	687 868	12 586 749
3919109000	Self-adhesive plate, sheet, film, foil, tape& strip,width=<20cm ;oth pl	791 014	10 009 853	4 290 755	80 422 790
3919901000	Self-adhesive plate, sheet, film, foil, tape& strip,width>=20cm ;plymer	427 510	11 447 019	1 262 717	13 888 075

I.3. IM POR M ENURUT KOM ODITI / IM PORT BY HS COM M ODITY
 *** DESEM BER / DECEM BER 2014 ***

H S	Uraian Komoditi Commodity Description	Berat Bersih / Net Weight (Kg)		Nilai / Value C.I.F (US\$)	
		Bulan ini Current Month	Kumulatif Cum.Jan. to date	Bulan ini Current Month	Kumulatif Cum.Jan. to date
3919902000	Self-adhesive plate, sheet, film, foil, tape & strip, width >= 20cm; of hard	20 539	200 145	19 390	570 607
3919909000	Self-adhesive plate, sheet, film, foil, tape & strip, width >= 20cm; oth pl	4 100 441	44 028 109	12 479 790	153 257 220
3920100000	Oth plate, sheet, film, foil & strip, ethylene polymer, non-cellular & not	3 600 939	37 152 874	7 600 030	95 987 253
3920201000	Biaxially Oriented Polypropylene (BOPP) film, of polymers of propyl	1 918 233	27 625 237	3 652 849	55 280 332
3920209000	Oth plate, sheet, film, strip, propylenepolymers, non-cellular & not rei	673 349	7 918 479	2 221 317	31 532 784
3920301000	Polymers of styrene of akind used as an adhesive by melting	31 953	322 472	366 904	3 597 143
3920302000	Acrylonitrile butadiene styrene (ABS) sheet used in the refrigerator	4 581	172 984	17 110	780 330
3920309000	Polymer styrene not used as an adhesive by melting; not ABS sheet	114 474	1 036 100	1 328 609	15 581 377
3920430000	Polymers of vinyl chloride tape; weight >= 6% of plasticisers	632 141	7 961 358	1 476 740	17 970 535
3920490000	Polymers of vinyl chloride tape; weight < 6% of plasticisers	1 823 109	20 330 038	4 491 169	38 752 275
3920510000	Acrylic polymers of poly(methyl methacrylate)	262 721	536 093	209 178	920 747
3920590000	Other acrylic polymer except poly(methyl methacrylate)	128 767	1 418 399	164 518	1 664 469
3920611000	Plates & sheets of polycarbonates	78 700	1 517 972	137 420	3 797 028
3920619000	Polycarbonates except plates and sheets form	120 352	2 087 394	525 539	10 575 225
3920620000	Poly(ethylene terephthalate)	2 258 599	32 724 944	4 679 989	67 315 502
3920630000	Unsaturated polyesters	64 378	283 017	118 376	655 456
3920690000	Oth polyester, not polycarbonate, poly(ethylene terephthalate) & ur	436 300	7 636 370	1 864 682	32 252 012
3920711000	Cellophane film	562 698	2 894 602	2 744 621	14 395 677
3920719000	Other regenerated cellulose, except cellophane film	23 566	138 248	64 535	568 418
3920730000	Cellulose acetate or its chemical derivatives	2 123	26 279	6 462	47 365
3920799000	Other cellulose derivatives, except nitrocellulose	573	5 193	1 239	9 833
3920911000	Film of poly(vinyl butyral) in safety glass, thickness 0.38~0.76mm w	192 990	1 950 308	1 020 864	11 255 884
3920919000	Other poly(vinyl butyral)	1 113 607	2 626 399	1 209 122	4 464 016
3920921000	Plate, sheet, foil & strip of polyamides-6	16 295	721 131	178 405	4 151 708
3920929000	Other plate, sheet, foil & strip of polyamides, except polyamides-6	42 866	2 164 390	214 732	8 580 607
3920930000	Plate, sheet, foil & strip of amino-resins	2 719	62 523	23 607	374 914
3920941000	Phenol formaldehyde (bakelite) sheets	1 176	243 638	30 586	823 587
3920949000	Oth plate, sheet, foil & strip of phenolic resins, except phenol forma	269 844	2 039 888	246 417	1 887 895
3920991000	Oth plate, sheet, foil & strip; oth plastic; hardened proteine/chemical	19 298	303 255	86 893	1 138 705
3920999000	Oth plate, sheet, foil & strip; oth plastic; not hardened proteine/chem	430 939	8 393 765	1 308 418	14 038 719
3921112000	Plates, sheets, film, foil & strip, cellular, of polymers of styrene; rigid	2 606	21 551	15 928	133 270
3921119000	Plates, sheets, film, foil & strip, cellular, of polymers of styrene; not ri	295 754	2 019 234	618 392	5 384 194
3921120000	Plates, sheets, film, foil & strip, cellular, of polymers of vinyl chloride	2 391 814	28 628 702	2 614 498	28 636 665
3921131000	Plates, sheets, film, foil & strip, cellular, of polyurethanes; rigid	411 040	761 008	1 428 286	4 449 665
3921139000	Plates, sheets, film, foil & strip, cellular, of polyurethanes; not rigid	217 692	2 880 294	1 446 799	22 638 461
3921142000	Plates, sheets, film, foil & strip, cellular, of regenerated cellulose; rigi	0	5 810	0	4 808
3921149000	Plates, sheets, film, foil & strip, cellular, of regenerated cellulose; not	388	165 845	4 274	854 059
3921192000	Plates, sheets, film, foil & strip, cellular, of other plastics; rigid	30 721	410 561	298 279	14 020 805
3921199000	Plates, sheets, film, foil & strip, cellular, of other plastics; not rigid	2 296 172	27 157 483	2 666 455	35 068 566
3921901000	Plates, sheets, film, foil & strip, of vulcanised fibre	35 285	1 668 599	91 771	2 490 845
3921902000	Plates, sheets, film, foil & strip, of hardened proteins	307 254	5 967 476	951 053	15 802 300
3921903000	Plates, sheets, film, foil & strip, of chemical derivatives of natural rubb	0	44 708	0	280 997
3921909000	Other plates, sheets, film, foil & strip, of plastics	6 597 184	65 272 337	11 591 640	106 055 299
3922101000	Baths	75 094	683 942	453 334	2 917 713
3922109000	Shower-baths, sinks & washbasins	133 704	1 079 697	980 887	7 829 973
3922200000	Lavatory seats and covers	66 392	1 126 437	280 372	5 511 928
3922901100	Parts of flushing cisterns, of plastics	14 664	242 274	103 759	2 055 163
3922901200	Flushing cisterns equipped with their mechanisms	35 792	254 695	53 014	1 191 928
3922901900	Other lavatory pans, flushing cisterns & urinals	55 329	328 571	89 556	1 277 930
3922909000	Similar sanitary ware, of plastics	39 005	1 433 219	118 241	4 564 554
3923101000	Film, tape and optical disc cases	83 547	552 233	355 039	3 787 760
3923109000	Other boxes, cases, crates and similar articles	2 782 544	29 835 476	6 813 647	77 432 502
3923211100	Aseptic bag reinforced w/ alum foil; width >= 315mm; length >= 410m	26 580	183 413	492 740	3 403 963
3923211900	Aseptic bag reinforced w/ alum foil; width < 315mm; length < 410mm	463 454	4 150 925	939 520	10 813 967
3923219100	Aseptic bag not reinforced w/ alum foil; width >= 315mm; length >= 4	16 805	154 125	48 221	788 582
3923219900	Aseptic bag not reinforced w/ alum foil; width < 315mm; length < 410	949 860	10 500 347	3 826 272	43 921 036
3923291000	Aseptic bag not reinforced w/ alum foil; width >= 315mm; length >= 4	28 518	219 157	154 376	1 801 549
3923299000	Aseptic bag not reinforced w/ alum foil; width < 315mm; length < 410	1 370 031	10 136 405	3 873 893	45 011 655
3923302000	Multilayer fibreglass reinforced fuel container	2 453	627 172	41 488	4 271 627
3923309000	Other carboys, bottles, flasks & similar article	901 912	10 601 043	3 581 944	40 694 511
3923401000	Spool, bobbin & similar support; suitable for machines heading 84.44	70 472	786 432	327 184	5 168 702
3923409000	Other spool, cop, bobbin & similar support	79 139	1 145 254	463 946	8 790 981
3923500000	Stoppers, lids, caps and other closures	933 382	12 236 539	5 134 436	69 281 911
3923901000	Toothpaste tubes container, of plastic	1 603	54 978	14 672	703 159

I.3. IM POR M ENURUT KOM ODITI / IM PORT BY HS COM M ODITY

*** DESEM BER / DECEM BER 2014 ***

H S	Uraian Komoditi Commodity Description	Berat Bersih / Net Weight (Kg)		Nilai / Value C.I.F (US\$)	
		Bulan ini Current Month	Kumulatif Cum.Jan. to date	Bulan ini Current Month	Kumulatif Cum.Jan. to date
3923909000	Oth articles for the conveyance/packinggoods of plastics	1 567 960	21 108 643	5 680 016	66 996 588
3924100010	Tableware & kitchenware of melamine	49 486	552 259	64 043	673 971
3924100090	Tableware & kitchenware except frommelamine	36 263	623 889	188 229	3 773 762
3924901000	Bed pans, urinals (portable type) & chamber pots;of plastics	29 949	292 121	125 545	1 216 334
3924909000	Other household articles&hygienic/toilet articles, of plastics	1 880 477	20 966 633	5 720 845	77 402 457
3925100000	Reservoirs,tanks,vats & similar contain. capacity <= 300 litres	5 882	68 435	88 451	466 842
3925200000	Doors, windows & their frames & threshold for doors	221 964	2 202 769	579 906	4 353 915
3925300000	Shutters,blind (include Venetian blinds) and similar articles and pa	129 120	1 156 818	269 633	2 962 637
3925900000	Oth builder ware plastic,not elsewherespecified or included	333 706	4 529 210	672 725	10 317 991
3926100000	Office or school supplies of plastics	792 585	7 015 480	1 130 893	12 818 236
3926206000	Articles of apparel used for protectionfrom chemical,radiation/fire	53 083	351 743	257 176	2 179 813
3926209000	Oth articles of apparel&clothingaccessories;of plastics	1 004 765	8 478 717	3 690 465	42 502 988
3926300000	Fittings for furniture, coachwork or the like	289 990	2 106 297	789 506	8 892 792
3926400000	Statuettes & other ornamental articles	114 035	1 332 232	364 629	4 777 550
3926901000	Floats for fishing nets, of plastics	28 079	536 059	90 130	1 727 948
3926902000	Fan & handscreen, frames & handles andparts	66 535	527 918	190 060	1 422 817
3926903200	Plastic moulds with denture imprints	0	255	0	6 732
3926903900	Oth hygienic,medical & surgical articles; of plastics	550 131	5 313 336	4 440 376	46 041 063
3926904100	Police shields, of plastics	0	166	0	5 549
3926904200	Protective mask for use in welding & similar works	19 910	315 246	97 595	1 884 503
3926904400	Life saving cushions for the protectionof persons falling from hegh	2 104	9 464	20 215	66 786
3926904900	Other safety and protective devices	277 207	2 112 615	840 051	13 424 738
3926905300	Transmission or conveyor belts or beltin	14 522	405 026	83 295	4 263 696
3926905500	Plastic J-hooks or bunch blocks fordetonators	3 133	138 189	39 301	642 056
3926905900	Other industrial articles, of plastics	3 730 433	14 850 080	13 224 152	155 922 090
3926906000	Poultry feeders	3 793	97 732	8 237	123 678
3926907000	Padding for articles of apparel orclothing accessories	184 603	2 557 473	970 323	10 973 418
3926908100	Shoe lasts	55 164	572 201	717 170	8 567 589
3926908200	Prayer beads	20	9 178	69	20 715
3926908900	Cards for jewellery/small objects ofpersonal adornment	244 060	2 266 231	1 138 997	13 596 692
3926909100	Other articles of plastics & othermaterial of kind used for grain sto	128 441	665 126	722 239	5 298 602
3926909200	Empty capsules of a kind suitable forpharmaceutical use	3 181	9 520	34 697	218 747
3926909900	Other articles of plastics and othermaterial	2 774 862	30 569 160	10 039 714	133 222 023
4001101100	Centrifuge concentrat,containing ammonia >= 0.5%;natural rubber	1 909 928	20 533 776	2 270 705	30 096 251
4001101900	Natural rubber latex,containing ammonia>= 0.5%;in other forms	76 800	128 518	92 344	200 759
4001102100	Centrifuge concentrat,containing ammonia < 0.5%;natural rubber	0	6 840	0	49 946
4001102900	Natural rubber latex,containing ammonia< 0.5%;in other forms	1 651	418 160	7 747	794 052
4001211000	Natural rubber in smoked sheets, RSSGrade 1	0	263	0	1 423
4001213000	Natural rubber in smoked sheets, RSSGrade 3	20 000	475 660	5 226	379 019
4001219000	Natural rubber in other forms	22 566	223 529	58 291	313 409
4001221000	Technically Specified Natural Rubber(TSNR) 10	84 000	1 857 320	120 120	3 051 378
4001222000	Technically Specified Natural Rubber(TSNR) 20	0	38 920	0	68 441
4001223000	Technically Specified Natural Rubber(TSNR) L	13 593	175 840	55 037	3 458 577
4001224000	Technically Specified Natural Rubber(TSNR) CV	0	38 404	0	100 916
4001229000	Other Technically Specified NaturalRubber (TSNR)	438 067	4 429 536	798 602	8 757 178
4001292000	Latex crepes	516	7 948	6 191	114 110
4001295000	Other crepes	0	3 000	0	23 400
4001297000	Skim rubber	60 000	237 601	145 000	613 883
4001299900	Other natural rubber in other forms	19 247	178 012	29 156	343 568
4001301100	Jelutong in primary forms	0	20 000	0	9 447
4001301900	Jelutong in other forms	0	43	0	720
4001309900	Other balata,gutta-percha,guayule,chicle similar natural gums, in c	21 000	144 572	6 015	366 247
4002110000	Styrene-butadiene rubber,Carboxilatedstyrene-butadiene rubber;i	925 546	8 828 116	1 212 405	13 404 328
4002191000	SBR,XSBR;in primary forms/in vulcanised,uncompound plates,shee	3 633 747	48 578 398	7 935 966	107 979 524
4002199000	Styrene-butadiene rubber,Carboxilatedstyrene-butadiene rubber;i	5 196 413	72 023 533	10 567 046	144 657 159
4002201000	Butadiene rubber (BR), in primary forms	1 603 124	26 098 952	3 372 839	56 369 012
4002209000	Butadiene rubber (BR), in other forms	4 451 815	49 541 950	9 196 007	105 425 414
4002311000	Isobutene-isoprene rubber,unvulcanised,uncompound plates,shee	532 774	7 310 295	1 643 564	24 855 585
4002319000	Isobutene-isoprene (butyl) rubber (IIR), in other process	304 002	5 208 674	796 227	16 297 726
4002391000	Halo-isobutane-isoprene rubber,unvulcanised,uncompound plate,;	163 438	1 271 648	624 810	5 116 250
4002399000	Halo-isobutane-isoprene (butyl) rubber (CIIR/BIIR), in other proces	724 580	10 229 660	3 111 453	44 783 030
4002410000	Chloroprene (chlorobutadiene) rubber(CR), in latex form	666 240	5 060 006	1 554 416	10 510 403
4002491000	Chloroprene (chlorobutadiene) rubber(CR), in primary form	94 387	1 766 078	423 737	7 925 358
4002499000	Chloroprene (chlorobutadiene) rubber(CR) in other form	264 617	3 748 725	1 235 954	16 391 952

I.3. IM POR M ENURUT KOM ODITI / IM PORT BY HS COM M ODITY
 *** DESEM BER / DECEM BER 2014 ***

H S	Uraian Komoditi Commodity Description	Berat Bersih / Net Weight (Kg)		Nilai / Value C.I.F (US\$)	
		Bulan ini Current Month	Kumulatif Cum.Jan. to date	Bulan ini Current Month	Kumulatif Cum.Jan. to date
4002510000	Acrylonitrile-butadiene rubber (NBR), in latex form	1 931 310	16 117 399	2 205 673	23 517 937
4002591000	Acrylonitrile-butadiene rubber (NBR), in primary form	59 172	1 012 596	199 687	3 674 327
4002599000	Acrylonitrile-butadiene rubber (NBR), in other form	369 813	4 562 942	1 035 746	14 095 048
4002601000	Isoprene rubber (IR) in primary forms	56 256	802 214	164 869	1 963 964
4002609000	Isoprene rubber (IR) in other forms	20 400	696 668	54 060	1 819 779
4002701000	Ethylene-propylene-non-conjugated dienerubber (EPDM), in prim	176 460	3 412 988	601 920	10 728 640
4002709000	Ethylene-propylene-non-conjugated dienerubber (EPDM), in other	418 931	7 744 647	1 329 066	24 360 347
4002801000	Mixture of natural rubber latex withsynthetic rubber latex	130 305	1 469 377	258 415	3 694 154
4002809000	Other mixtures of any product of heading 40.01 with any product	80 165	815 988	303 584	2 708 269
4002910000	Oth synthetic rubber & factice derivedfrom oils, in latex forms	897 870	13 406 249	925 897	14 194 977
4002992000	Oth synt rubber&factice derived from oil ;primary form,unvulcanis	35 097	193 694	327 584	1 796 372
4002999000	Oth synthetic rubber & factice derivedfrom oils in other form	380 962	4 306 464	1 001 254	13 629 718
4003000000	Reclaimed rubber in primary formsoar inplates, sheets or strips	1 240 363	17 506 603	992 896	13 341 054
4004000000	Waste,paring&rubber scrap (oth hardrubber)&powder&granule ot	517 848	7 968 207	288 353	4 517 030
4005101000	Compounded of natural gums with carbonblack/silica,unvulcanise	48 524	588 299	161 849	2 331 246
4005109000	Compounded other rubber with carbonblack/silica,unvulcanised,ir	205 159	4 167 993	1 146 858	22 500 591
4005200000	Solutions; dispersions oth than those of subheading 4005.10	129 014	883 056	138 765	1 424 394
4005911000	Natural gums,in plates, sheets, & strip	11 208	71 715	65 838	529 690
4005919000	Other compounded rubber,unvulcanised,inplates, sheets, & strip	209 112	3 187 484	766 533	12 050 406
4005991000	Other compounded rubber,unvulcanised,inlatex form	2 197	35 757	11 586	142 067
4005999000	Other compounded rubber,unvulcanised,inother form	245 020	2 924 565	359 329	5 230 657
4006100000	"camel-back" strip for retreading rubber tyres, unvulcanised	25 280	765 821	39 334	1 210 337
4006901000	Natural gums; unvulcanised	101	18 814	1 357	41 883
4006909000	Oth forms & articles of unvulcanisedrubbers	65 761	751 145	202 307	4 931 445
4007000000	Vulcanised rubber thread & cord.	491 832	6 707 728	1 393 088	18 457 476
4008111000	Plates,sheet&strip of cell. rubber;thick<=5mm;lined w/ one side te	34 440	166 188	82 897	615 409
4008112000	Floor tiles and wall tiles of cellularrubber	41	44 210	510	81 798
4008119000	Other plates, sheets & strip of cellular rubber	284 248	2 426 438	1 186 283	11 523 927
4008190000	Other forms of cellular rubber	28 083	495 424	172 793	3 464 040
4008211000	Plate,sheet&strip non-cell. rubber;thick<=5mm;lined w/ one side t	11 864	272 383	505 931	9 471 495
4008212000	Floor tiles and wall tiles of non-cellular rubber	107 710	112 421	46 308	106 828
4008219000	Other plates, sheets, & strip ofnon-cellular rubber	55 343	1 081 252	459 678	5 378 972
4008290000	Other forms of non-cellular rubber	135 395	802 302	430 900	5 799 180
4009110000	Tube,pipe & hose,not reinforced/combined w/ oth material witho	205 038	1 870 729	814 735	9 729 331
4009121000	Mining slurry suction& discharge hose,not reinforce/combine w/ o	7 860	57 460	28 855	540 193
4009129000	Oth tubes,pipes & hoses, not reinforced/combined w/ oth mtrl wit	22 787	220 830	278 035	2 305 430
4009211000	Mining slurry suction& discharge hose,reinforce/combine w/ oth r	280	14 841	10 135	126 508
4009219000	Oth tube,pipe & hose,reinforced/combined w/ oth materials w/o f	261 635	2 852 125	1 268 008	20 830 622
4009221000	Mining slurry suction& discharge hose,reinforce/combine w/ oth r	630	96 174	5 761	289 479
4009229000	Oth tube,pipe & hose,reinforced/combined w/ oth materials w/ fit	94 630	1 213 688	797 019	13 489 435
4009311000	Mining slurry suction& discharge hose,reinforce/combine w/ textil	3 103	232 368	64 340	660 375
4009319100	Fuel hoses,header hoses& water hoses,used on motor vehicles	183 503	2 408 869	2 266 821	35 275 214
4009319910	Rubber hose for gas stove, withoutfittings	0	102 326	0	166 289
4009319990	Oth tube,pipe& discharge hose,reinforced/combined w/ textile, wi	48 165	832 207	275 486	6 493 374
4009321000	Mining slurry suction& discharge hose,reinforce/combine w/ textil	0	2 348	0	46 336
4009329010	Rubber hose for gas stove, with fittings	268	12 031	924	26 269
4009329090	Oth tube,pipe& discharge hose,reinforced/combined w/ textile, wi	35 667	475 863	457 660	6 388 591
4009410000	Mining slurry suction& discharge hose,reinforce/combine w/ oth r	342 790	3 051 456	1 307 181	14 961 788
4009421000	Mining slurry suction& discharge hose,reinforce/combine w/ oth r	7 527	41 920	74 326	308 845
4009429000	Oth tube,pipe & hose,reinforced/combined w/ oth material, with f	320 639	3 717 275	4 383 422	55 783 255
4010110000	Conveyor belts/belting,reinforced withmetal	245 933	2 153 940	1 087 450	13 205 282
4010120000	Conveyor belts/belting,reinforced withtextile material	342 033	4 240 753	990 760	12 024 860
4010190000	Other conveyor belts/belting, reinforced with other material	1 283 505	7 014 714	4 444 514	34 048 408
4010310000	V-belts,V-ribbes of an outside circumference >60cm and <=180cm	22 141	343 880	403 231	6 089 547
4010320000	V-belts,oth than v-ribbed, of an outside circumference>60cm and	4 698	53 609	59 107	941 622
4010330000	V-belts,V-ribbed,of an outside circumference>180cm and <=240cm	954	17 211	14 283	277 471
4010340000	V-belts,oth than v-ribbed, of an outside circumference>180cm anc	393	17 742	10 660	256 178
4010350000	Endless synchronous belt,of an outsidecircumference>60cm and <	489	18 724	11 079	436 393
4010360000	Endless synchronous belt,of an outsidecircumference>150cm and	31	4 272	1 296	53 511
4010390000	Oth transmission belts/belting	327 440	3 226 758	2 164 007	27 485 855
4011100000	New pneumatic tyres,of rubber of a kindused on motor cars	2 793 047	58 888 028	5 498 050	56 482 753
4011201000	New pneumatic tyre,of rubber used onbuses/lorries, width<450m	5 230 892	63 352 957	8 964 136	128 069 696
4011209000	New pneumatic tyre,of rubber used onbuses/lorries, width>=450n	76 654	684 112	390 430	2 721 581
4011300000	New pneumatic tyres,of rubber of a kindused on aircraft	112 279	1 059 177	2 107 917	16 512 740

I.3. IM POR M ENURUT KOM ODITI / IM PORT BY HS COM M ODITY
***** DESEM BER / DECEM BER 2014 *****

H S	Uraian Komoditi Commodity Description	Berat Bersih / Net Weight (Kg)		Nilai / Value C.I.F (US\$)	
		Bulan ini Current Month	Kumulatif Cum.Jan. to date	Bulan ini Current Month	Kumulatif Cum.Jan. to date
4011400000	New pneumatic tyres,of rubber of a kindused on motorcycles	97 134	1 290 714	386 900	5 510 409
4011500000	New pneumatic tyres,of rubber of a kindused on bicycles	373 407	4 228 950	396 909	4 017 108
4011611000	New pneumatic tyres,of rubber used onagricultural/ forestry tractc	68 417	863 811	242 983	2 760 189
4011619000	New pneumatic tyres,of rubber used onagricultural/ forestry vehicl	63 165	1 517 606	231 764	4 621 263
4011621000	New pneumatic tyres,of rubber, rimsize <61 cm,used on tractors	0	162 323	0	604 815
4011629000	New pneumatic tyres,of rubber, rimsize <61 cm,used on const/ind	16 428	402 398	45 877	1 032 318
4011631000	New pneumatic tyre,of rubber,rim size >=61cm, used on tractors	576	19 307	82 627	230 430
4011639000	New pneumatic tyre,of rubber,rim size >=61cm, used on const/ind	12 835	123 421	49 283	423 332
4011690000	New pneumatic tyre,of rubber, used foroth purpose	30	88 098	2 560	850 351
4011921000	Oth new pneumatic tyre,of rubber,used on agricul./ forestry tracto	18 088	122 594	71 888	352 736
4011929000	Oth new pneumatic tyre,of rubber,used on agricul./ forestry vehicl	0	46 336	0	152 393
4011931000	Oth new pneumatic tyre,of rubber,rimsize <61 cm,used on tractor	328 046	2 712 660	461 014	6 015 670
4011939000	Oth new pneumatic tyre,of rubber,rimsize <61 cm,used on const/i	38 745	2 085 092	103 302	9 359 290
4011941000	Oth new pneumatic tyre,rubber,rimsize>=61cm,used on mach of h	1 043 288	11 091 316	8 445 837	94 365 521
4011942000	Oth new pneumatic tyre,rubber,rimsize>=61cm,used on tractor,fo	30 194	68 407	260 963	560 388
4011949000	Oth new pneumatic tyre,of rubber,rimsize >=61cm, used for oth. p	1 507 835	21 594 898	9 501 103	136 087 491
4011991000	Oth new pneumatic tyre,of rubber, usedon vehicles of chap.87	175 385	4 808 069	1 328 147	33 447 103
4011992000	Oth new pneumatic tyre,of rubber, usedon mach of heading 84.29	1 034	145 494	14 411	563 408
4011999000	Oth new pneumatic tyre,of rubber, usedfor oth, width<450mm	191 670	952 395	1 617 672	8 192 814
4012110000	Retreaded tyres,used on motor cars	0	18 019	0	11 374
4012121000	Retreaded tyres,used on buses/ lorries,width<450mm	0	97 243	0	74 265
4012129000	Retreaded tyres,used on buses/ lorries,width>=450mm	82 417	357 503	120 920	482 679
4012130000	Retreaded tyres,used on aircraft	0	168 660	0	879 055
4012191000	Retreaded tyres,used on motorcycles	0	1 719	0	10 288
4012192000	Retreaded tyres,used on bicycles	2 358	22 946	5 690	51 432
4012193000	Retreaded tyres,used on machinery ofheading 84.29/ 84.30	332	902	3 832	5 985
4012194000	Retreaded tyres,used on oth vehicles ofchapter 87	0	705	0	7 949
4012199000	Retreaded tyres,used for oth purposed	109 559	1 081 086	100 945	1 094 541
4012901400	Solid tyres,external diameter >250 mm,width<450mm	27 087	210 182	101 740	816 918
4012901500	Solid tyres,external dia.>250,width> 450mm,used on vehicle of ch.	10 431	92 014	55 697	373 485
4012901600	Oth solid tyres,external diameter>250mm,of a width>450mm	584	9 932	2 193	43 029
4012901900	Oth solid tyres,external diameter<250mm,of a width>450mm	96 183	946 719	261 791	2 474 754
4012902100	Cushion tyres, of a width not exceeding450mm	106	17 720	1 721	78 646
4012902200	Cushion tyres, of a width exceeding450mm	10 400	25 385	31 256	72 535
4012907000	Replaceable tyre treads, width<450mm	161 980	1 238 590	462 932	3 642 002
4012908000	Tyre flaps	77 091	700 934	76 882	1 036 101
4012909000	Oth retreaded/ used pneumatic,solid/ cushion tyres, of rubber	73 259	557 496	148 868	1 427 383
4013101100	Inner tubes,of rubber,used on motor carwidth tyres<450mm	369 003	2 519 902	364 291	2 783 473
4013101900	Inner tubes,of rubber,used on motor carwidth tyres>450mm	8 575	68 261	24 570	75 512
4013102100	Inner tubes,of rubber,used on bus/ lorriwidth tyres<450mm	37 884	533 902	137 943	1 817 084
4013102900	Inner tubes,of rubber,used on bus/ lorriwidth tyres>450mm	1 430	235 766	719	764 817
4013200000	Inner tubes,of rubber,used on bicycles	136 936	1 536 733	221 180	1 747 465
4013901100	Inner tube,of rubber,used on heading84.29/ 84.30;width tyres<450	2 048	64 978	5 745	209 200
4013901900	Inner tube,of rubber,used on heading84.29/ 84.30;width tyres>450	20 821	93 268	87 442	377 070
4013902000	Inner tube,of rubber,used on motorcycle	4	100 081	10	179 657
4013903100	Inner tube,of rubber,used on oth vehicle of chap.87, width tyres<4	76	22 901	902	23 341
4013903900	Inner tube,of rubber,used on oth vehicle of chap.87, width tyres>4	12 279	176 066	7 192	232 220
4013904000	Inner tube,of rubber,used on aircraft	8 165	36 433	63 474	180 572
4013909100	Oth inner tube,of rubber,suitable forfitting to tyres of width<450r	32 359	287 955	46 452	539 856
4013909900	Oth inner tube,of rubber,suitable forfitting to tyres of width>450r	4 860	355 344	20 666	930 352
4014100000	Sheath contraceptives	57 120	758 552	471 819	7 627 349
4014901000	Teats for feeding bottles & similararticles	5 679	128 479	130 583	1 760 592
4014904000	Stoppers for pharmaceutical use	51 316	470 238	632 096	7 965 339
4014909000	Oth hygienic/ pharmaceutical articles,ofvulcanised rubber	22 358	261 018	161 926	2 678 233
4015110000	Gloves, mittens & mitts, for surgical	120 497	1 077 827	897 627	7 578 267
4015190000	Gloves, mittens & mitts, for otherpurposed	242 507	2 061 483	1 044 810	10 121 141
4015901000	Lead aprons	15	3 941	98	15 170
4015902000	Divers' suits(wet suit)	1 991	7 665	3 183	16 581
4015909000	Oth article of apparel, clothing accessfor all purposed	27 406	498 661	197 182	2 863 036
4016101000	Padding for articles of apparel orclothing accessories	6 128	142 914	98 562	1 645 855
4016102000	Floor tiles and wall tiles	0	173	0	762
4016109000	Oth articles of vulcanised rubber otherof cellular rubber	62 612	955 066	518 651	6 888 570
4016911000	Mats	134 633	1 537 912	240 386	2 586 123
4016912000	Tiles	0	13 273	0	19 886

I.3. IM POR M ENURUT KOM ODITI / IM PORT BY HS COM M ODITY

*** DESEMBER / DECEMBER 2014 ***

H S	Uraian Komoditi Commodity Description	Berat Bersih / Net Weight (Kg)		Nilai / Value C.I.F (US\$)	
		Bulan ini Current Month	Kumulatif Cum.Jan. to date	Bulan ini Current Month	Kumulatif Cum.Jan. to date
4016919000	Oth floor coverings	97 106	2 228 207	305 336	3 338 739
4016921000	Eraser tips	109 887	1 326 815	228 710	2 700 735
4016929000	Other erasers	99 912	714 820	210 253	2 131 432
4016931000	Gasket,washer & seal used to insulate the terminal lead of electroly	23 386	274 161	545 696	6 450 440
4016932000	Gasket & O-ring, used on motor vehicle of heading 87.02,87.03,87.0	218 146	2 280 570	3 359 553	45 280 461
4016939000	Oth gaskets, washers & oth seals	306 610	4 741 534	4 301 143	62 568 208
4016940000	Boat/ dock fenders,whether/ not inflatable	992 109	3 304 889	3 164 181	11 203 702
4016950000	Oth articles of vulcanised rubber,inflatable	99 337	1 725 367	408 630	7 204 498
4016991300	Weatherstripping,used on motor vehicle of heading 87.02,87.03/8	56 969	1 021 760	632 940	11 214 462
4016991400	Oth article of vulcanised rubber,for vehicle of heading 87.02~87.05	262 133	3 203 988	2 953 823	39 434 178
4016991500	Oth article of vulcanised rubber,for vehicles 87.09,87.13,87.15&87	149 860	219 328	40 753	962 802
4016991600	Bicycle mudguards	0	8 569	0	11 433
4016991700	Bicycle parts	24 615	193 628	96 622	1 183 509
4016991800	Other bicycle accessories	129	10 427	44	4 070
4016991900	Oth parts & access for vehicle of rubber of chapter 87	49 783	612 424	583 946	6 674 542
4016992000	Parts & access of rotocutes of heading 88.04	11 335	79 352	120 259	842 565
4016993000	Rubber bands	139 205	1 297 958	971 963	6 604 103
4016994000	Wall tiles	6 820	176 800	61 449	658 771
4016995100	Rubber rollers	97 502	1 281 993	607 496	7 362 186
4016995200	Tyre moulds bladders	30 846	283 388	518 166	5 040 859
4016995300	Electrical insulators hoods	432	8 999	24 085	125 688
4016995400	Rubber grommets & rubber cover for automotive wiring harnesses	117 404	1 257 055	1 623 288	22 905 832
4016995900	Oth article,used in machinery/ mechanical/ electrical appliances/ fo	113 183	1 398 736	1 920 424	29 763 737
4016996000	Rail pad, of rubber	892	31 745	30 796	590 740
4016997000	Structural bearings including bridge bearings, oth than rail p	404 423	731 741	1 418 658	5 208 512
4016999100	Table coverings	162	12 949	2 741	158 781
4016999900	Oth articles of vulcanised rubber for oth purposed	379 897	3 712 249	2 140 418	26 373 200
4017001000	Floor tiles & wall tiles	1 041	26 057	22 409	348 642
4017002000	Other articles of hard rubber	5 788	795 036	243 454	3 364 059
4017009000	Other hard rubber in all form,including waste & scrap, articles of har	19 872	389 014	217 930	4 399 538
4101201000	Hide & skin,weight/ skin < 8kg (simply dried),10kg (dry-salt),16kg (fresh	628 239	8 510 240	442 562	6 137 348
4101209000	Hide & skin,weight/ skin < 8kg (simply dry),10kg (dry-salt),16kg (fresh),	0	2 498	0	23 553
4101501000	Whole hide & skin,of a weight > 16 kg,pre-tanned	58 242	1 413 578	252 396	4 781 263
4101509000	Whole hide & skin,of a weight > 16 kg,not pre-tanned	0	271 748	0	475 063
4101909000	Oth hide & skin,inc butt,weight/ skin < 8kg (simply dry),10kg (dry-salt),	231 195	4 932 522	181 253	3 893 153
4102100000	Raw skins of sheep/ lambs with wool on	18 500	425 477	16 800	364 626
4102210000	Raw skins of sheep/ lambs without wool on, pickled	0	52 159	0	505 354
4102291000	Oth raw skins of sheep/ lamb without wool on, not pickled,pre-tan	0	45 536	0	32 199
4103201000	Raw hide & skin of reptiles,pre-tanned	0	779	0	13 684
4103209000	Raw hide & skin of reptiles,not pre-tanned	0	809	0	64 913
4103300000	Raw hide & skin of swine	0	3	0	103
4103900000	Raw hide & skin of oth animal	132 038	2 136 916	105 630	1 769 311
4104110010	Bovine leather, vegetable pre-tanned,full grains, unsplit in the wet	8 863	87 052	22 320	372 789
4104110090	Oth tanned/ crust hide & skin of bovine,full grain,unsplit in the wet	722 708	8 479 569	1 625 952	18 877 921
4104190000	Oth tanned/ crust hide & skin of bovine,not full grain,unsplit in the v	293 973	4 970 425	2 047 636	32 459 818
4104410000	Crust vegetable (semi-tanned) hide & skin,full grain,unsplit;in the dr	110 916	2 466 942	2 296 863	48 352 931
4104490000	Oth crust vegetable (semi-tanned) hide & skin,full grain,unsplit;in th	342 532	5 012 392	5 347 804	84 481 200
4105100000	Tanned/ crust sheep/ lamb skin,w/ o wool on/ hair on,in the wet sta	40 070	668 149	404 668	6 453 502
4105300000	Tanned/ crust sheep/ lamb skin,w/ o wool on/ hair on,in dry state	1 847	26 819	132 487	1 816 591
4106210000	Tanned/ crust goat/ kid hide & skin,w/ o wool on/ hair on,in the wet s	17 467	99 804	211 904	896 034
4106220000	Tanned/ crust goat/ kid hide & skin,w/ o wool on/ hair on,in the dry s	0	234	0	8 486
4106320000	Tanned/ crust hide & skin of swine,w/ o wool on/ hair on,in the dry s	0	1 556	0	51 522
4106401000	Tanned/ crust hide & skin of reptiles,w/ o wool on/ hair on,in the we	0	34 088	0	124 552
4106402000	Tanned/ crust hide & skin of reptiles,w/ o wool on/ hair on,in the dr	0	16	0	1 896
4106910000	Oth tanned/ crust hide & skin of oth animal,w/ o wool on/ hair on,in	0	106 212	0	328 500
4106920000	Oth tanned/ crust hide & skin of oth animal,w/ o wool on/ hair on,in	1 576	12 384	157 337	1 223 672
4107110000	Whole hide & skin,full grains,unsplit of bovine/ equine animals,w/ o t	37 184	515 410	1 153 052	14 973 084
4107120000	Whole hide & skin,grains splits of bovine/ equine animals,w/ o hair o	73 447	399 524	1 827 924	8 203 768
4107190000	Oth whole hide & skin of bovine/ equine animals, in oth form	318 784	3 857 043	7 376 661	87 599 691
4107910000	Oth whole hide & skin,including side of bovine/ equine animals,full g	5 034	191 382	138 133	6 203 684
4107920000	Oth whole hide & skin,including side of bovine/ equine animals,grai	158 154	1 602 967	3 609 351	39 948 779
4107990000	Oth whole hide & skin,including side,of bovine/ equine animals, in c	617 232	8 396 743	7 088 411	106 698 343
4112000000	Leather further prep. after tanning/ crust,oth than leather of headi	15 714	347 279	408 720	8 973 465
4113100000	Leather further prepared after tanning/ crusting, of goats or kids	30 851	307 904	1 232 303	10 385 518

I.3. IM POR M ENURUT KOM ODITI / IM PORT BY HS COM M ODITY
***** DESEM BER / DECEM BER 2014 *****

H S	Uraian Komoditi Commodity Description	Berat Bersih / Net Weight (Kg)		Nilai / Value C.I.F (US\$)	
		Bulan ini Current Month	Kumulatif Cum.Jan. to date	Bulan ini Current Month	Kumulatif Cum.Jan. to date
4113200000	Leather further prepared after tanning/crusting, of swine	42 598	449 864	918 188	8 766 632
4113300000	Leather further prepared after tanning/crusting, of reptiles	1 564	3 062	3 519	20 509
4113900000	Leather further prepared after tanning/crusting, of oth animals	41 294	276 460	403 121	2 966 932
4114100000	Chamois (including combination chamois)leather	0	8 633	0	19 443
4114200000	Patent leather&patent laminated leather, metalised leather	44 855	755 449	386 487	8 642 467
4115100000	Composition leather with base of leather/leather fibre,in slabs, sh	10 596	140 952	274 448	2 402 511
4115200000	Paring end other waste of compositionleather,not suit for leather	0	60 980	0	58 923
4201000000	Saddlery & harness for any animal of any materials	152	5 211	1 060	24 177
4202110010	Travel goods w/ max dimension of h x w x l = 56cm x 45cm x 25cm	9	2 033	4 360	75 586
4202110090	Trunk,suit,vanity,executive,brief-caseswith outer surface of leathe	118 346	1 330 234	936 826	11 508 363
4202121100	School satchel with outer surface ofvulcanised fibre	447	88 611	47 451	731 654
4202121900	School satchel with outer surface ofplastics/textile materials	50 244	879 378	234 322	3 929 714
4202129100	Trunk,suit,vanity,executive,brief-casesw/ out surface of vulcanisec	40	25 990	1 869	447 700
4202129900	Trunk,suit,vanity,executive,brief-casesw/ out surface of plastics/te	623 628	7 124 636	2 641 171	32 254 426
4202192000	School satchel,trunk,suit,vanity,brief,w/ outer surface of paperbo	1 264	16 281	6 861	203 064
4202199000	School satchel,trunk,suit,vanity,brief,w/ outer surface of plastic/te	86 107	1 387 880	225 776	4 917 940
4202210000	Hand bag with outer surface of leatheror of patent leather	3 860	77 952	1 171 347	11 938 193
4202220000	Hand bag with outer surface of plasticsheeting or of textile materi	319 347	2 959 017	1 982 480	26 293 763
4202290000	Hand bag with other outer surface	1 032 486	9 267 953	3 089 651	34 340 438
4202310000	Artcl in pocket/ hand bag with outersurface of leather or of patent	18 160	259 237	238 899	3 322 513
4202320000	Artcl in pocket/ hand bag with outer surface of plastics or of textile	146 835	1 186 650	800 082	7 729 782
4202391000	Article of kind normally carried pocketor in handbag with outer srf	1 893	34 154	7 595	170 536
4202393000	Article of kind normally carried pocketor in handbag w/ outer srf	0	137	0	2 668
4202399000	Article of kind normally carried pocketor in handbag with outer srf	19 382	363 836	89 566	1 658 762
4202911100	Sport bags,with outer surface of leather composition leather/of pa	50	103	13 999	24 649
4202911900	Oth Sport bags,with outer surface oflthr composition leather/of pa	117	3 006	23 443	214 056
4202919000	Oth artcls with outer surface of leather or of patent leather	114 565	894 042	383 003	3 049 667
4202921000	Toiletry bags with outer surface ofplastic or of textile materials	7 060	76 353	39 212	427 270
4202922000	Bowling bags with outer surface ofplastic or of textile materials	0	73	0	3 198
4202929000	Other articles with outer surface ofplastic or of textile materials	96 772	1 596 685	1 066 857	13 989 713
4202991000	with outer surface of vulcanised fibreor paperbord oth bags	14 092	163 477	27 847	327 245
4202992000	with outer surface of vulcanised fibreor paperbord oth bags of coj	0	9	0	2
4202999000	Oth than trunk, suit-cases,handbags, & similar containers	80 766	817 993	289 505	4 268 590
4203100000	Articles of apparel of leather or ofcomposition leather.	1 093	13 570	63 023	885 900
4203210000	Gloves,mittens & mitts speciallydesigned for use in sports of leath	0	14 553	0	378 801
4203291000	Protective work gloves of leather or ofcomposition leather	17 594	253 205	105 650	1 507 656
4203299000	Oth gloves, mittens & mitts of leatheror of composition leather	29 414	821 697	117 099	951 817
4203300000	Belts & bandoliers of leather or ofcomposition leather	55 572	551 512	348 585	4 689 881
4203400000	Oth clothing access of leather or ofcomposition leather	2 302	143 098	56 385	959 280
4205001000	Oth articles of leather or ofcomposition leather, boot laces ; mats	4 279	47 911	110 023	1 170 625
4205002000	Oth articles of leather, industrialsafety belt & harnesses	18 669	173 419	134 485	905 220
4205003000	Leather strings or cords for jewelry orfor personal adornment	387	25 599	5 380	223 756
4205004000	Oth articles of a kind used in machinery or mechl appliance or for	755	31 305	13 486	167 667
4205009000	Oth articles of leather oth than bootlaces,safety belt & leather stri	1 640	30 131	64 714	1 671 484
4206009000	oth articles of gut of goldbeaters skinof bladders or of tendons	10	66	53 088	393 005
4301800000	Raw furkins Oth furskins, whole, with or without head, tail or paw;	0	2 791	0	954 747
4302190000	Tanned or dressed furskins, oth than ofmink	29	26 787	518	1 680 616
4302300000	Tanned or dressed furskins, whole skins& pieces or cuttings therec	0	508	0	6 186
4303100000	Articles of apparel, clothingaccessories oth articles of furskin	0	2 478	0	656 501
4303902000	Article for industrial uses oth than offurskin	14	6 030	48	398 834
4303909000	Oth article of apparel,clothing accessories of furskin	1 411	18 452	12 657	4 367 195
4304001000	Artificial fur and articles thereof	1	7 927	4	1 066 964
4304002000	Article for industrial uses ofartificial fur	658	3 106	1 748	144 245
4304009100	Sport bags of artificial fur and andarticles thereof	0	11 665	0	22 506
4304009900	Oth then artificial fur& articles forindustrial uses& sport bags	0	358	0	411
4401100000	Fuel wood,in logs,in billets,in twigsfaggots or in similar forms	0	100 929	0	78 616
4401210000	Coniferous, wood in chips or particles	0	55 005	0	17 744
4401220000	Non-coniferous wood in chips or particles	16 575	71 018	8 792	65 901
4401310000	Wood pallets sawdust& wood waste and scrap, wheter or not ang	3	34 975	8	17 106
4401390000	Oth Sawdust& wood waste& scrap,whether ornot agglomerat in lo	42 304	13 675 472	68 222	4 351 874
4402901000	Oth than wood charcoal(including shell or nut charcoal), of bambo	2 000	26 457	1 667	24 328
4402909000	Oth wood charcoal(including shell or nut charcoal), of coconut sh	0	2 058	0	71 728
4403101000	Baulks,sawlogs&vener logs wood in the rough,whether or not tri	0	172 225	0	375 639
4403109000	Oth baulk,sawlog,pit-props,poles,piles treated with paint	214 859	465 129	38 458	276 374

I.3. IM POR M ENURUT KOM ODITI / IM PORT BY HS COM M ODITY
 *** DESEM BER / DECEM BER 2014 ***

H S	Uraian Komoditi Commodity Description	Berat Bersih / Net Weight (Kg)		Nilai / Value C.I.F (US\$)	
		Bulan ini Current Month	Kumulatif Cum.Jan. to date	Bulan ini Current Month	Kumulatif Cum.Jan. to date
4403209000	Other than wood of coniferous in the rough, not treated	226 624	4 020 359	89 849	2 038 966
4403419000	Oth than wood of dark&light red meranti, meranti bakau,in the ro	230 822	3 704 043	5 808	89 188
4403499000	Other than wood of other tropical wood in the rough, not treated	0	221 999	0	141 558
4403911000	Baulks sawlog & veneer log of oak not treated	505 531	7 620 913	197 538	3 069 794
4403919000	Other than wood of oak in the rough, not treated	262 000	5 377 002	102 299	2 443 906
4403921000	Baulks sawlog & veneer log of oak	0	133 546	0	17 853
4403929000	Other than wood of beech in the rough, not treated	25 972 870	239 963 719	1 947 965	18 082 545
4403991000	Baulks sawlog & veneer log of other tree not treated	25 535	156 938	65 129	411 117
4403999000	Other than wood of other tree intherough, not treated	6	2 652 494	495	478 670
4404201000	Hoopwood, split poles;piles, picket & the like of non coniferous	89 340	557 073	234 480	1 743 971
4404209000	Oth than Hoopwood, split poles;piles,picket & the like of non conif	0	26 563	0	43 252
4405001000	Wood wool,	0	90 680	0	32 626
4405002000	Wood wool, wood flour.	1 200 680	14 797 391	376 991	4 549 087
4406900000	Oth Railway or tramway sleepers(cross-ties) of wood impregnated	0	35 229	0	73 576
4407100000	Wood sawn/ chipped length of a thick > 6 mm.of Coniferous,Plan	6 524 748	72 551 655	4 274 357	48 176 061
4407219000	Wood sawn/ chipped length of a thick > 6 mm.of Mahogany,not pl	28 967	134 474	44 102	235 979
4407229000	Wood sawn/ chipped of a thick > 6mm.ofVirola,Imbuia&Balsa,not	1 396	8 338	8 028	51 828
4407251900	Wood sawn/ chipped of a thick > 6mm. ofdark&light red meranti,§	0	32 835	0	59 008
4407252100	oth wood sawn/ chipped of a thick > 6 mm.of meranti bakau,plane	160 596	3 194 712	125 628	2 725 057
4407279000	Wood sawn/ chipped of a thick > 6 mm.ofSapelli,not planed, not S	38 393	1 631 275	22 527	1 086 768
4407289000	Wood sawn/ chipped of a thick > 6 mm.ofIroko,not planed, not Sa	64 384	479 330	53 419	525 067
4407291900	Oth than wood sawn/ chipped of a thick > 6 mm of Jelutong,Not p	0	163 570	0	179 927
4407292900	Oth than wood sawn/ chipped of a thick > 6 mm.of Kapur,Not plan	11	30 671	7	37 056
4407293900	Oth than Wood sawn/ chipped of a thick > 6 mm.of Kempas,Not p	0	2 375	0	10 696
4407294100	Wood sawn/ chipped of a thick > 6 mm.ofKeruing,Planed,sanded c	0	2 781	0	2 968
4407296900	Wood sawn/ chipped of a thick > 6 mm.ofTeak,Not planed, not Sa	48 219	517 245	122 161	1 139 822
4407297100	Wood sawn/ chipped of a thick > 6 mm.ofBalau,Sanded or end-joi	0	2 471	0	2 637
4407297900	Oth wood sawn/ chipped of a thick >6 mm.of Balau,Not planed, nc	1 887	7 666	7 768	26 586
4407299200	Wood sawn/ chipped of a thick > 6 mm.ofJongkong & Merbau oth	0	120	0	128
4407299300	Oth sanded or end jointed&of a thick> 6 mm jongkok & merbau	0	222 497	0	97 984
4407299990	Oth than tropical wood, oth sanded or end jointed&planed,thickne	53 906	155 663	73 702	269 962
4407911000	Wood sawn/ chipped of a thick > 6 mm.ofOak,Sanded or end-joint	262 097	2 657 666	337 269	2 741 177
4407919000	Oth wood sawn/ chipped of a thick> 6 mm of Oak,Not planed, not	1 929 214	25 862 245	1 642 455	24 925 277
4407921000	Wood sawn/ chipped of a thick > 6 mm.ofbeech,Planed	4 388	530 742	4 457	435 832
4407929000	Wood sawn/ chipped of a thick > 6 mm.ofbeech,Not planed, not S	153 303	2 190 396	92 941	1 617 673
4407931000	Wood sawn/ chipped of a thick > 6 mm.ofMaple,Sanded or end-jo	478	6 721	14 918	108 246
4407939000	Oth than wood sawn/ chipped of a thick > 6 mm.of Maple,Not plan	231 814	2 659 909	397 946	5 069 280
4407959000	Oth wood sawn/ chipped of a thick> 6 mm of Ash,Not planed, not	19 555	735 252	31 589	1 343 317
4407991000	Oth than wood sawn/ chipped of a thick> 6 mm.of Other tree,Plan	60 715	1 668 338	48 734	1 026 313
4407999000	Wood sawn/ chipped of a thick > 6 mm.ofOther tree,Not planed, r	1 973 123	19 293 081	1 712 045	17 983 354
4408101000	Cedar wood slats prepared for pencilmanufact;radiata pinewood c	111 031	2 866 372	38 882	1 471 331
4408103000	Face veneer sheets, coniferous	66 677	559 681	298 211	2 240 996
4408109000	Oth Coniferous,oth cedar wood slats,face veneer sheets	153 056	2 647 077	511 054	5 460 773
4408310000	Dark red meranti, light red meranti andmeranti bakau of the tropic	0	700	0	6 470
4408399000	Oth jelutong wood and oth wood preparedfor pencil manufact	252 327	1 854 168	684 013	4 388 116
4408900000	Oth than sheets for veneering and of the tropical wood of thicken	384 952	6 992 935	1 029 069	18 596 037
4409100000	Coniferous wood cotinuously shapedalong any of its edgee,ends/f	0	996 181	0	783 121
4409210000	Non coniferos of bamboo	0	49 804	0	60 475
4409290000	Oth non coniferous oth teak stripsfriezes for parquet flooring	168 451	676 853	66 048	909 623
4410110000	Particle board & similar board of woodor other ligneous materials	26 148 584	266 520 141	6 816 573	68 250 722
4410120000	Oriented strand board of wood	0	24 914	0	32 945
4410190000	Oth particle board,oriented strand board (osb) of wood	680 873	12 044 092	193 380	4 046 247
4410900000	Oth than Particle board & similar boardof other ligneous materias	8 978	901 746	10 736	425 571
4411120000	Medium density fibreboard (mdf) of a thickness < 5mm	2 531 870	31 918 244	1 213 445	15 606 497
4411130000	Medium density fibreboard (mdf) of athickness > 5mm and < 9 mn	1 083 650	14 297 375	674 077	9 163 164
4411140000	Medium density fibreboard (mdf) of athickness > 9 mm	2 570 064	37 948 241	1 284 880	18 483 487
4411920000	Oth fibreboard of a density >0.8g/cm3	123 312	2 415 967	92 515	1 720 967
4411930000	Oth fibreboard of 0,5g/cm<density <0,8g/cm3	330 326	5 570 581	150 658	2 421 778
4411940000	Oth fibreboard of a density <0.5g/cm3	35 100	456 023	21 072	275 821
4412100000	Plywood,veneered panel&similar laminated wood of bamboo	0	139 745	0	117 822
4412310000	Oth plywood,consisting solaly <6mmthinkness w/ at least one out	407 366	4 310 954	428 139	3 877 792
4412320000	Oth plywood,each thick.<6mm with atleast one outer ply of non cr	552 994	7 118 457	345 367	5 312 714
4412390000	Oth plywood consisting solely of sheetsof wood of each thick < 6 n	5 118 354	62 138 557	2 628 864	30 638 724
4412940000	Oth plywood,veneered panels&similar wood of blockboard,lamint	13 532	532 711	7 446	646 590

I.3. IM POR M ENURUT KOM ODITI / IM PORT BY HS COM M ODITY
***** DESEM BER / DECEM BER 2014 *****

H S	Uraian Komoditi Commodity Description	Berat Bersih / Net Weight (Kg)		Nilai / Value C.I.F (US\$)	
		Bulan ini Current Month	Kumulatif Cum.Jan. to date	Bulan ini Current Month	Kumulatif Cum.Jan. to date
4412990010	Veneered panels& similar w/at least oneother wood	0	31 148	0	53 374
4412990090	Veneered panels& similar w/at least oneother wood	967 212	6 277 221	509 728	5 110 488
4413000000	Densified wood, in blocks,plates,strips of profile shapes.	62 266	412 344	65 742	885 978
4414000000	Wooden frames for paintings, photographs mirrors or similar obje	71 179	209 176	175 297	631 576
4415100000	Cases, boxes, crates, drums & similar packings; cable-drums	487	52 844	4 787	204 448
4415200000	Pallets,box pallets& other load boards;pallet collars	259 934	2 744 258	176 864	2 056 826
4416009000	Casks,barrels,vats,tubs& other coopersproducts & parts thereof, of	115	294 407	13 059	338 310
4417001000	Tools,tool bodies,tool handles,broom orbrush bodies & handles, o	699	17 300	3 392	185 070
4417009000	Oth Tools,tool bodies,tool handles,broom or brush bodies & handl	135 610	1 865 930	214 092	2 875 977
4418100000	Windows,french-windows&their framesof wood	1	14 536	26	133 047
4418200000	Doors & their frames & thresholds ofwood	41 268	533 806	46 033	957 295
4418400000	Shuttering for concrete construal workof wood	0	1 084 126	0	2 165 177
4418500000	Shingles & shakes of wood	0	4 548	0	4 853
4418600000	Posts and beams	0	39 219	0	63 524
4418720000	Oth multilayer bullders joinery and carpantry of wood	13 713	226 767	29 034	490 792
4418790000	Oth assembled flooring panels of wood	1 366	225 227	2 789	404 720
4418901000	Oth Cellular wood panels	0	58 167	0	104 782
4418909000	Other builders joinery & carpentry of wood	293 859	3 769 536	257 606	3 618 474
4419000000	Tableware and kitchenware, of wood.	109 261	459 392	169 741	767 823
4420100000	Statuettes & oth ornaments, of wood	2 226	60 842	22 416	335 552
4420901000	Oth wooden articles of furniture notfalling in chapter 94	348	2 348	6 062	61 511
4420909000	Oth wood marquetry and inlaid,casket and similar articles of woo	73 415	571 687	164 362	1 478 127
4421100000	Clothes hangers of wood	28 822	239 635	99 905	6 866 658
4421901000	Spools, cops & bobbins, sewing threadreels and the like of wood	21	3 939	90	36 899
4421902000	Match splints	0	15 332	0	21 094
4421903000	Wooden pegs or pins for footwear	725	52 253	2 275	143 982
4421904000	Candy-sticks, ice-cream sticks & Ice cream spoons	140 352	2 434 661	115 846	3 827 363
4421907000	Fans & handscreens, frames & handles of wood	0	19	0	391
4421908000	Toothpicks of wood	137 297	853 141	78 062	475 723
4421909300	Prayer beads	3	1 992	254	20 496
4421909400	Oth beads	113	4 513	2 486	87 567
4421909900	Other wooden articles	504 181	3 933 672	493 243	5 202 997
4501100000	Natural cork, raw / simply prepared;wasta cork,crushed,granulate	497	4 155	5 898	28 999
4501900000	Oth Natural cork,raw/ simply prepared; wasta cork,crushed,granul	2 762	19 064	11 401	81 271
4502000000	Natural cork,debarked or roughly squared or in rectangular (includ	224	42 299	3 440	115 151
4503100000	Corks and stoppers	761	6 003	4 072	35 224
4503900000	Other articles of natural cork.	15 521	134 960	60 963	592 210
4504100000	Blocks, plates, sheets & strip; tiles of any shape;solid cylinders,inc	27 360	155 668	135 282	1 356 004
4504900000	Other agglomerated cork and articles ofagglomerated cork	159 827	555 008	1 575 187	3 022 358
4601210000	Mats, matting and screens of vegetablematerials of bamboo	0	27 351	0	37 760
4601220000	Mats, matting and screens of vegetablematerials of rattan	170	984	5 670	41 274
4601290000	Oth mats,matting & screens of vegetablevegetable of material	13 619	104 873	60 024	389 512
4601921000	Plaits and similar products of plaitingmaterial of bamboo	0	280	0	8 190
4601929000	Other of bamboo	5 026	138 364	13 522	225 331
4601991000	Mats and matting of other vegetablematerials	21	21	129	129
4601992000	Plaits & similar products of plaiting of other materials,whether/no	205	205	2 968	2 968
4601999000	Oth Plaits & similar products of plaiting of other materials,whethe	0	286	0	8 452
4602110000	Basketwork, wickerwork & other articles, of vegetable material of	230 381	895 185	135 769	671 662
4602120000	Basketwork, wickerwork & other articles, of vegetable material of	493	2 151	1 242	7 287
4602190000	Oth than basketwork, wickerwork & otherarticles, vegetable mate	3 423	14 312	11 829	64 891
4602900000	Oth basketwork, wickerwork & otherarticles, of other materials	25	4 350	163	16 955
4701000000	Mechanical wood pulp.	7 254 489	173 219 496	3 837 825	104 671 485
4702000000	Chemical wood pulp, dissolving grades.	46 567 340	523 432 571	40 997 562	476 628 990
4703110000	Chemical wood pulp, soda, oth than dissolving grades,unbleached,	4 941 904	67 163 234	3 302 490	47 326 845
4703190000	Chemical wood pulp, soda, oth than dissolving grades,unbleached,	0	298 648	0	192 628
4703210000	Chemical wood pulp, soda, oth than dissolving grades,bleached,co	59 910 323	688 260 138	39 089 206	528 913 043
4703290000	Chemical wood pulp, soda, oth than dissolving grades,bleached,no	10 753 383	77 934 675	3 867 963	47 998 140
4704110000	Chemical wood pulp,sulphite,oth than dis solving grades,unbleach	0	4 026 305	0	2 728 463
4704190000	Chemical wood pulp,sulphite,oth than dis solving grades,unbleach	0	8 005	0	45 639
4704210000	Chemical wood pulp,sulphite,oth than dis solving grades,bleached	24 434	14 524 441	20 452	10 775 662
4704290000	Chemical wood pulp,sulphite,oth than dis solving grades,bleached	24 084	161 286	45 718	382 859
4705000000	Wood pulp obtained by a combination ofmechanical & chemical p	4 795 405	52 393 214	2 640 021	30 741 374
4706100000	Cotton linters pulp	173 000	6 179 365	507 533	13 898 755
4706200000	Pulps of fibres derived from recovered (waste & scrap) paper or pa	1 063	153 930	4 125	256 186

I.3. IM POR M ENURUT KOM ODITI / IM PORT BY HS COM M ODITY
***** DESEM BER / DECEM BER 2014 *****

H S	Uraian Komoditi Commodity Description	Berat Bersih / Net Weight (Kg)		Nilai / Value C.I.F (US\$)	
		Bulan ini Current Month	Kumulatif Cum.Jan. to date	Bulan ini Current Month	Kumulatif Cum.Jan. to date
4706300000	Pulps of fibres derived from recovered of oth than bamboo	900	60 773	2 341	68 819
4706910000	Mechanical pulps of fibres derived from recovered paper or papert	35 508	6 051 352	83 725	4 724 509
4706920000	Chemical pulps of fibres derived from recovered paper or paperbo:	118 671	3 092 746	447 330	4 824 695
4706930000	obtained by a combination of mechanical&chemical proceses reco	136	2 553	1 118	29 605
4707100010	Recovered Unbleached kraft paper & paperboard for paper makin	112 756 263	1 525 488 422	22 068 430	313 102 519
4707100090	Recovered Unbleached kraft paper & paperboard for paper other	190 922	297 767	63 004	219 498
4707200010	for paper making purpose Recovered bleached chemical pulp,	7 226 879	62 083 036	2 190 624	18 724 082
4707200090	Recovered bleached chemical pulp, for other purpose	33	926	355	12 035
4707300010	Recovered mechanical pulp paper or paperboard for paper making	42 542 608	574 434 328	9 270 401	122 853 571
4707300090	Recovered mechanical pulp paper or paperboard for other purpos	1 189	15 268	5 895	106 275
4707900010	Recovered unsorted waste & scrap paper & paperboard for paper	11 168 744	118 064 204	1 761 455	20 241 142
4707900090	Recovered unsorted waste and scrappaper & paperboard for othe	0	277	0	6 565
4801001000	Newsprint, in rolls or sheets. weighing not more than 55 g/m2	82 133	1 063 399	29 815	419 139
4801009000	Newsprint, in rolls or sheets. weighing more than 55 g/m2	138 899	2 717 284	126 223	2 315 057
4802100000	Hand-made paper and paperboard	209 670	538 879	298 828	1 114 385
4802201000	Paper and paperboard of a kind used as for photo sensitive, heat-s	1	439	10	10 896
4802209000	Oth Paper and paperboard of a kind used as for photo sensitive, he	1 737 916	15 503 065	835 329	13 341 312
4802401000	Wallpaper base in rolls of not more than 15 cm in width rectangul	0	1 281	0	11 147
4802409000	Oth paper and paperboard, not containing fibres obtained by a me	75 455	239 809	287 059	851 214
4802541900	Other paper and paperboard, not containing fibres Weighing < 40	17 956	301 386	16 098	333 583
4802542900	Alumunium base paper, not containing fibres Weighing < 40 g/m2	31 002	300 540	29 976	489 180
4802543000	Alumunium base paper, not containing fibres Weighing < 40 g/m2	0	1 125	0	28 047
4802549000	Alumunium base paper, not containing fibres Weighing < 40 g/m2	246 877	2 829 388	385 969	4 580 684
4802552000	Fancy paper and paperboard, purpose 40< weight <150 g/m, roll	77 108	1 383 238	81 734	1 452 679
4802553900	Oth paper, no fibres, for other purpose 40< weight <150 g/m, roll	0	43 875	0	35 928
4802554000	Base paper of a kind used manufature fibres, for oth purpose 40<w	0	14	0	515
4802555000	Paper, no fibres, for other purpose 40< weight <150 g/m, roll	1 350	15 336	12 887	145 982
4802559000	Oth paper, no fibres, for other purpose 40< weight <150 g/m, roll	535 864	11 442 551	591 935	12 843 692
4802562000	Fancy paper and paperboard, in rectangular =<36cm oth side =15c	1 502	46 651	13 121	138 437
4802563100	with no side exceeding 36 cmin the unfolded state 40< weight <15	0	92 942	0	81 125
4802563900	Paper, no fibres, for other purpose 40< weight <150 g/m, sheet	1 429	48 933	7 123	144 899
4802569000	Other than Paper, no fibres, for other purpose 40< weight <150 g/n	0	188 061	0	389 928
4802571900	Other paper & paperboard, weight >40g/m2 and =< 150g/m2	0	165 657	0	279 584
4802579000	Other paper & paperboard, weight >40g/m2 and =< 150g/m2	164 981	3 330 460	215 128	4 072 690
4802582100	Fancy paper & paperboard, in roll width <=15cm/in rectang sheet <3	1	15	16	210
4802582900	Oth fancy paper & paperboard, oth in roll width <=15cm/in rectang	1 049	825 298	3 826	743 932
4802589000	Oth paper, no fibres, for other purpose weight >150 g/m	301 498	3 229 423	360 565	5 031 457
4802613000	Paper, fibres >10%, aluminium paper paper, in rolls	358	2 358	1 043	4 113
4802614000	Paper, fibres >10%, oth aluminium paper, banknotes, printing, writi	0	39 016	0	64 690
4802619000	Oth Paper, fibres >10%, oth aluminium paper, banknotes, printing, w	745 350	7 703 234	625 384	6 527 772
4802621000	Paper, fibres, aluminium paper base in sheets with 435< one side	0	1 332	0	23 709
4802622000	Paper, fibres, banknotes, manuf of gypsum board, in sheets 435<one	22 124	467 209	198 270	2 515 653
4802629000	Oth paper, fibres, for other purpose, in sheets with 435< one side <	38	30 831	408	162 366
4802690000	Oth paper, fibres, for other not purpose, of fibres >10%, paper in ro	117 616	2 250 280	222 111	3 363 383
4803003000	Of Cellulose wadding or of web cellulose fibres toilet or facial tiss	544 989	4 969 037	736 301	7 852 762
4803009000	Oth of cellulosa wading & tissue paper/toilet/facial tissue stock & sin	112 263	1 134 437	392 909	4 660 756
4804110000	Kraftliner paper & paperboard, in rolls or sheets, unbleached	889 853	11 933 293	548 567	7 153 870
4804190000	Oth kraftliner paper & paperboard	546 403	12 833 048	355 431	8 979 971
4804211000	Sack kraft paper for making cement bag in rolls or sheets, unbleach	7 718 784	101 066 086	7 319 734	103 988 977
4804219000	Oth sack kraft paper for making cement bag in rolls or sheets, unbl	546 702	3 987 404	504 183	4 309 914
4804290000	Oth composite papers, in rolls or sheets	150 653	1 776 487	155 691	1 573 594
4804311000	oth kraft paper and paperboard, weighing 150 g/m, unbleached	80 924	2 903 139	119 083	4 231 296
4804313000	Wet strenght 40g to 60g, for plywood adhesive tape, weigh 150g/m	249 894	4 907 429	288 050	5 293 706
4804314000	Other kraft paper & wet strenght weighing 150 g/m, unbleached	957	7 390	3 338	47 196
4804315000	Other kraft paper & wet strenght weighing 150 g/m, unbleached	0	395	0	8 432
4804319000	Other than kraft paper & wet strenght weighing 150 g/m, unbleach	748 136	8 118 637	805 888	8 737 806
4804391000	Of a wet adhesive tape, 40-60g, used in mnfact. weight <= 150g/m	0	236 162	0	261 163
4804392000	Adhesive tape, 40-60g, not used in mnfact weigh <= 150g/m2, ble	11 364	16 665	7 582	28 855
4804399000	Oth adhesive tape, 40-60g, not used in mnfact weigh <= 150g/m2, l	294 471	4 036 156	248 812	3 667 666
4804411000	Elect grade insulating kraft paper, 150<weighing< 225 g/m, unblea	149 014	1 757 384	163 427	2 146 339
4804419000	Oth elect grade insulating kraft paper, 150<weighing <225 g/m, unt	657 713	9 142 088	619 031	9 163 337
4804420000	Bleached uniformly throughout the mass & >95% wood fibres, 150<	0	30 125	0	32 540
4804499000	Other kraft paper & paperboard 150< weighing < 225 g/m	1 891	154 431	7 502	647 457
4804511000	Elect grade insulating kraft paper, press board weighing >600g/m, u	0	3 473	0	31 302

I.3. IM POR M ENURUT KOM ODITI / IM PORT BY HS COM M ODITY
***** DESEM BER / DECEM BER 2014 *****

H S	Uraian Komoditi Commodity Description	Berat Bersih / Net Weight (Kg)		Nilai / Value C.I.F (US\$)	
		Bulan ini Current Month	Kumulatif Cum.Jan. to date	Bulan ini Current Month	Kumulatif Cum.Jan. to date
4804512000	Oth wet strenght 40g to 60g,for plywoodadhesive tape,weigh>225	123	795	1 152	2 496
4804513000	Oth wet strenght 40g to 60g,/plywoodadhesive tape,weigh>225g/	321	321	284	284
4804519000	Oth than wet strenght 40g to 60g,/ply wood adhesive tape,weigh>	501 464	6 241 378	317 537	4 186 337
4804520000	Bleached of kind used in the manufact of gypsum boards	122 759	2 011 434	190 595	2 883 431
4804590000	Other kraftpaper& paperboard weighing 225 g/m or more	274 861	971 442	286 904	1 484 322
4805110000	Oth uncoated paper&paperboard,in rollsfluting paper,	616 578	5 317 374	220 674	1 972 170
4805129000	Uncoated paper&paperboard,oth semichemical,straw flutingpaper	221	573 794	5 489	824 088
4805191000	Uncoated paper&paperboard,oth flutingpaper	0	1 345 125	0	560 885
4805199000	Oth uncoated paper and paperboard, inrolls or sheets	493 398	4 680 496	226 746	2 909 372
4805240000	Uncoated paper&paperboard,testlinerweighing 150 g/m2 or less	0	1 819 473	0	793 333
4805251000	Uncoated paper&paperboard,testlinerweighing >= 150 g/m2	96 650	3 710 560	71 520	2 323 539
4805259000	Uncoated paper&paperboard,testliner othof weighing >= 150 g/m	1 164 080	20 980 183	702 345	11 444 460
4805301000	Paper,sulphite wrapping paper, coloredmatch wrapping paper	0	13 955	0	18 056
4805309000	Paper,sulphite wrapping paper, othcolored match wrapping paper	935 642	5 847 727	391 330	2 782 589
4805400000	Filter paper and paperboard	310 675	5 209 022	1 387 538	22 668 324
4805500000	Felt paper and paperboard	48 799	812 989	123 260	1 886 326
4805911000	Paper used as packing of flat glassproduct, resin<0,6%,wg<150g/m	7 778	64 008	15 203	174 063
4805912000	Uncoated paper&paperboard,oth blotting,&joss paper,weighing15	64 850	179 668	54 588	157 715
4805919000	Uncoated paper&paperboard,oth blotting,&joss paper,weighing15	112 453	1 197 233	194 455	3 145 233
4805921000	Multi-ply paper and paperboard of 150<weighing<225g/m	0	794	0	3 467
4805929000	Uncoated paper&paperboard of oth150<weighing<225g/m	3 989 697	36 016 750	2 351 966	21 456 498
4805931000	Multi-ply paper and paperboard of weighing > 225g/m2	253 444	2 571 789	166 740	1 737 348
4805932000	Blotting paper of other weighing > 225g/m2	42 837	335 876	35 178	308 544
4805939000	Oth Multi-ply paper&Blotting paper of other weighing > 225g/m2	111 083	1 289 435	193 536	2 619 459
4806100000	Vegetable parchment	143 834	889 688	360 030	2 239 231
4806200000	Greaseproof papers	141 167	1 768 753	129 572	2 467 237
4806300000	Tracing papers	48 529	201 349	83 510	387 919
4806400000	Glassine and other glazed transparent or translucent papers	386 788	9 916 988	523 218	13 405 979
4807000000	Composite paper and paperboard notsurface-coated or impregnat	1 144 858	9 930 224	835 129	7 377 128
4808100000	Corrugated paper&paperboard,whetheror not perforated,in rolls c	282 269	3 303 665	303 318	3 975 249
4808400010	Sack kraftpaper,creped,crinkled,whether, not embossed /perforat	96 800	1 078 802	121 882	1 056 537
4808400090	Oth kraftpaper,creped or crinkle,whether or not embossed or perf	48 716	582 711	198 058	2 294 496
4808902000	Paper&paperboard,oth embossed fancypaper used printing,cover,	0	14 278	0	24 780
4808903000	Paper&paperboard,embossed paperfancypaper used printing,cove	2 521	69 136	13 924	132 370
4808909000	Oth than Paper&paperboard,oth embossedfancypaper used printi	204 719	1 720 208	606 443	4 630 032
4809200000	Self-copy paper	109 648	1 400 557	137 922	1 694 211
4809901000	Oth self-copy paper	101 544	608 628	241 682	1 590 392
4809909000	Oth self-copy paper	429 453	4 238 998	704 875	6 315 326
4810131100	Paper&paperboard for photo,heat,elect.in rolls papers of width <1	0	3 143	0	35 573
4810131900	Paper&paperboard for photo,heat,elect.in rolls papers of oth widt	212 805	2 473 101	235 299	2 092 578
4810139110	Paper&paperboard for photo,heat,elect.in rolls papers of oth widt	466 442	4 696 518	3 900 488	35 851 040
4810139190	Paper&paperboard for photo,heat,elect.in rolls papers of width <1	0	1 200 454	0	1 447 082
4810139910	Banknotes paper in rolls of a width >15cm	21	21	44	44
4810139990	Paper & paperboard for writing or printing in rolls of a width >15 c	2 347 405	26 188 898	2 461 602	27 297 391
4810141100	Paper&paperboard for photo,heat,elect. sensitive 297<one side<4	169	1 001	8 801	39 578
4810141900	Paper&paperboard for photo,heat,elect. of width < 15cm	122	52 846	1 387	56 789
4810149190	Paper&paperboard for photo,heat,elect. sensitive 297<one side<4	0	2 714	0	8 330
4810149990	Paper & paperboard for writing or printing in sheets & unfolded of	0	224 295	0	203 353
4810191100	Other Paper & paperboard for writing orprinting in sheets	0	70 906	0	57 098
4810191990	Other Paper & paperboard for writing orprinting in sheets	118 078	8 758 366	91 547	6 140 956
4810199190	Other Paper & paperboard for writing orprinting in sheets	89 435	5 571 166	71 101	4 364 058
4810199910	Other Banknotes paper	0	207 669	0	2 090 371
4810199990	Other Paper & paperboard for writing orprinting in sheets	1 385 034	15 755 919	1 424 121	16 460 338
4810221100	Light weight coated paper,Electcardiogr,ultrasonograph,spirome	659	260 891	754	204 486
4810221900	Light weight coated paper; Oth Elect,cardiograph,Ultrasonograph,1	146 863	874 254	119 096	687 570
4810229100	Oth light weight coated paper,in roll of a width 15cm<one side<36	0	357	0	3 935
4810229900	Oth light weight coated paper	1 046 253	9 490 573	1 066 183	9 477 535
4810291100	Oth paper of a kind used for printng,elect,cadiograp,ultrasonograp	0	195	0	7 678
4810291900	Oth paper of a kind used for printng,oth electcadiograp,ultrasonoç	51 354	416 974	137 042	865 476
4810299100	Oth paper of a kind used for printng,width 15cm<one side<36cm,u	12 407	209 377	22 723	341 511
4810299900	Oth paper of a kind used for printng	330 393	6 007 531	365 897	5 864 687
4810313100	Base paper of a kind used to manufacture aluminium coated paper	878	2 294	3 746	7 501
4810313900	Other Base paper of a kind used to manuf aluminium coated paper	0	14 798	0	62 470
4810319900	Oth kraft paper,paperboard,not for wrtng printing, other grafic pu	590	128 777	3 744	227 827

I.3. IM POR M ENURUT KOM ODITI / IM PORT BY HS COM M ODITY
 *** DESEM BER / DECEM BER 2014 ***

H S	Uraian Komoditi Commodity Description	Berat Bersih / Net Weight (Kg)		Nilai / Value C.I.F (US\$)	
		Bulan ini Current Month	Kumulatif Cum.Jan. to date	Bulan ini Current Month	Kumulatif Cum.Jan. to date
4810329000	Kraft paper,paperboard, not for writing,other weight>150g/m2	1 394 662	18 995 257	1 532 259	21 178 342
4810393000	Oth kraft paper,paperboard, not forwriting in rolls width<=15cm,s	15 729	134 947	61 263	1 130 803
4810399000	Other kraft paper,paperboard, not forwriting	192 907	2 691 932	197 386	2 696 579
4810924000	Other paper & paperboard, multiplyrectang < 15 x 36 cm2	340	10 288	2 470	93 946
4810929000	Other paper & paperboard, multiply othrectang < 15 x 36 cm2	1 158 240	20 517 225	1 023 383	17 671 528
4810994000	Oth paper and paperboard of multiplyrectang < 15 x 36 cm2	0	285	0	1 295
4810999000	Oth paper and paperboard of multiply oth rectang < 15 x 36 cm2	177 848	2 355 211	597 531	5 262 854
4811102100	Floor covering on a base of paper orpaperboard,in roll <15cm, rec	87	354	1 418	9 972
4811102900	Other bituminised/ asphalted paper&paperboard in roll <15cm, rec	16 062	120 266	58 023	390 285
4811109100	Floor covering on a base of paper orpaperboard,in other size	120	320	1 674	6 651
4811109900	Other bituminised/ asphalted paper & paperboard,in other size	89 218	703 817	296 357	2 918 791
4811412000	Oth gummed or adhesive paper&paperboard,self-adhesive,rectang<1	20 550	196 803	238 483	2 389 094
4811419000	Gummed/ adhesive paper&paperboard,otself-adhesive,in other s	1 129 698	12 557 235	3 220 885	36 279 068
4811492000	Oth gummed or adhesive paper&paperboard in roll <15cm, rect<1	874	38 948	17 425	347 779
4811499000	Oth gummed or adhesive paper&paperboard,in other size	281 816	3 033 023	1 141 200	12 596 855
4811513100	Floor covering on a paper coated,impregntd wth plastic,bleached,)	0	41 593	0	39 578
4811513900	Oth paper coated,impregnated/ coveredwith plastic,bleached,wg>	1 038 138	8 596 009	1 429 142	12 334 205
4811519100	Floor covering on a paper coated,impregntd wth plastic,bleached,)	71 812	207 765	81 148	234 777
4811519900	Oth paper coated,impregnated/ coveredwith plastic,bleached,oth :	404 124	5 091 182	822 059	13 674 732
4811592000	Oth paper coated,impregnated/ coveredwith plastics&aluminium f	2 402 820	25 634 115	7 348 081	99 853 502
4811594100	Floor covering on a paper coated,impregwth plastic,unbleached,re	5 617	27 566	37 994	326 247
4811594900	Oth paper coated,impregnated/ coveredwith plastic,unbleached,re	136 470	1 255 470	379 521	4 080 646
4811599900	Oth paper coated,impregnated/ coveredwith plastic,unbleached,ot	1 101 627	10 608 130	3 274 756	32 584 532
4811602010	Paper coated,impregnated/ covered withwax,paraffin,stearin,oil,re	0	87 374	0	334 424
4811602090	Oth Paper coated,impregnated/ coveredwth wax,paraffin,stearin,o	0	85 529	0	66 917
4811609010	Paper coated,impregnated/ covered withwax,paraffin,stearin,oil,ot	0	566 942	0	974 087
4811609090	Oth Paper coated,impregnated/ coveredwith wax,paraffin,stearin,c	183 611	2 146 553	374 631	3 890 947
4811904100	Flooring covering a paper,cellulose wadd web of cell fibr roll<15cr	120 022	1 228 642	203 035	2 134 064
4811904900	Oth paper, paperboard,cellulose waddingweb of cell fibr roll<15cr	83 336	683 035	285 175	2 152 445
4811909100	Flooring covering a paper,cellulose wadd web of cell fibres,other s	279	26 949	967	77 695
4811909900	Oth paper, paperboard,cellulose waddingweb of cell fibres,other s	915 957	13 312 806	2 273 770	34 056 581
4812000000	Filter blocks,slabs&plates,of paper pulp	1 705	84 484	8 542	502 506
4813100000	Cigarette paper,in the form of bookletsor tubes	46 589	1 065 102	313 068	6 267 383
4813200000	Cigarette paper,in the form in rolls ofa width not exceeding 5 cm	237 210	3 080 570	722 856	17 363 826
4813901000	Cigarette paper,oth in the of booklets,tubes & in rolls,width <5 cm	206 562	1 204 906	1 369 031	8 023 769
4813909000	Cigarette paper,oth in the of booklets,tubes & in rolls	435 693	7 961 137	1 282 698	35 712 958
4814200000	Wallpaper&similar wall coverings,consist of peper coaled wth a gr	434 225	13 172 505	928 635	8 250 538
4814900000	window transparencies of paper	169 049	1 755 966	339 157	4 567 617
4816201000	Self-copy paper (other than of 48.09)inrolls of a width 25<oneside	0	278	0	2 034
4816209000	Other self-copy paper (other than of48.09)	4 288	161 144	28 529	297 108
4816901000	Carbon paper	9 945	138 290	5 721	260 769
4816902000	Other copying paper	339	4 140	541	12 985
4816904000	Heat transfer paper	6 626	144 204	19 352	260 875
4816909000	Other heat transfer paper & offsetplates of paper	43 556	692 872	203 347	2 652 314
4817100000	Envelopes	21 448	392 635	144 054	2 334 808
4817200000	Letter cards,plain postcards and correspondence cards	1 076	51 343	3 059	130 733
4817300000	Boxes,pouches,wallets & writingcompendiums,of paper or paperb	5 593	125 936	19 818	747 190
4818100000	Toilet paper	5 203	15 620	14 603	80 033
4818200000	Handkerchiefs,cleansing or facialissues & towels	1 471	150 535	6 984	916 355
4818301000	Tablecloths	97	37 564	388	113 609
4818302000	Serviettes	29	13 974	152	76 208
4818500000	Articles of apparel & clothing, of paper pulp,paper	2 273	15 806	40 681	175 046
4818900000	Other articles of apparel & clothing, of paper pulp,paper	196 560	1 918 053	393 547	4 461 078
4819100000	Cartons,boxes & cases, of corrugatedpaper or paperboard	2 477 337	32 085 767	4 853 292	77 133 556
4819200000	Folding cartons,boxes&cases,of non-corrugated paper or paperbo:	2 964 082	36 051 896	10 839 328	133 796 571
4819300000	Sacks&bags,having a base of a width of40 cm or more	399 642	4 970 474	691 065	8 604 528
4819400000	Other sacks and bags, including cones	258 249	3 788 909	860 165	15 186 951
4819500000	Other packing containers,includ recordsleeves	387 157	8 197 077	2 184 089	41 340 201
4819600000	Box files,letter trays,storage boxes&similar articles,used in offices,	117 664	1 315 325	442 991	4 650 417
4820100000	Registers,account books,note books,order books,diaries & similar :	134 766	822 324	309 619	3 086 127
4820200000	Exercise books	12 096	272 749	25 251	774 150
4820300000	Binders(other than book covers),foldersand file covers	18 238	195 085	48 416	476 484
4820400000	Manifold business forms& interleavedcarbon sets	2 736	37 858	4 566	87 035
4820500000	Albums for samples or for collections	911	50 418	3 128	210 884

I.3. IM POR M ENURUT KOM ODITI / IM PORT BY HS COM M ODITY
***** DESEMBER / DECEMBER 2014 *****

H S	Uraian Komoditi Commodity Description	Berat Bersih / Net Weight (Kg)		Nilai / Value C.I.F (US\$)	
		Bulan ini Current Month	Kumulatif Cum.Jan. to date	Bulan ini Current Month	Kumulatif Cum.Jan. to date
4820900000	Other exercise book,binders,manifold,albums	67 116	630 799	120 489	1 470 497
4821101000	Printed,labels of a kind for jewelery,incl objects personal carried in	112 693	1 425 585	1 964 330	25 255 178
4821109000	Printed,oth labels of a kind for jewel,incl objects personal carried i	522 663	6 188 099	7 185 225	93 100 889
4821901000	Oth printed,labels of a kind for jewel,incl objects personal carried i	23 732	510 946	303 184	2 744 146
4821909000	Oth printed,oth labels of a kind for jewell incl objects personal cari	105 918	2 270 535	1 224 516	13 527 599
4822101000	Cone of pulp of a kind used for windingtextile yarn	0	103 202	0	283 313
4822109000	Bobbins,spools,cops& similar of pulp,othof a kind used for winding	53	10 596	1 364	100 911
4822901000	Oth Cone	108 213	893 989	114 267	1 070 804
4822909000	Other bobbins,spools,cops & similar	43 650	540 280	269 966	4 036 989
4823201000	Filter paper in rolls or sheets,instrips,rolls or sheets	184 649	2 287 511	1 014 380	13 150 851
4823209000	Other filter paper in rolls or sheets	248 774	1 638 151	1 004 951	7 587 521
4823402100	Cardiograph recording paper	780	20 760	25 181	163 485
4823402900	Oth paper for electro-medical apparatus	40	4 405	1 337	36 378
4823409000	Oth rolls,sheets&dials,printed for self-recording apparatus	82 753	842 958	215 405	2 732 264
4823610000	Trays,dishes,plates,cups&the like,of paper or paperboard of bamb	1	7 920	6	39 012
4823690000	Trays,dishes,plates,cups&the like,ofpaper or paperboard of oth th	123 526	976 785	222 779	2 418 700
4823700000	Mouldad or pressed articles of paperpulp	99 090	2 166 913	413 934	4 434 086
4823901000	Coconing frames for silk-worms	0	1 114	0	2 049
4823902000	Display cards for jewellery,incl objects personal carried in pocket,ii	0	38 352	0	273 977
4823903000	Dia-cut polyethylene coated peperboardof a kind for manufacture	37 473	543 698	29 785	493 342
4823904000	Paper tube sats of kind used for themanufacture of fireworks	13 301	503 697	131 181	5 597 779
4823905100	Kraft paper,in rolls of a width of 209mm weight 150 g/m2 or less	863	21 431	8 206	86 954
4823905900	Kraft paper,in rolls of a width of 209 mOther weight	3 199	157 613	17 047	245 385
4823906000	Punched jacquard cards	26	20 001	57	31 995
4823907000	Fans & handsscreen	6 237	68 658	26 149	257 201
4823909200	Joss paper	325 154	2 808 132	519 022	3 876 004
4823909400	Cellulose wadding and webs of cellulosaFibers,coloured or marbled	1 598	10 985	2 090	28 080
4823909500	Othetr floor coverings on a base of papePeperboard	61	400	269	9 526
4823909600	Oth, cut to shape other than rectangularor square	2 277	95 265	6 443	475 259
4823909900	Other,cut to size/ shape,other than inStrips, rolls or sheets	303 425	4 380 237	828 154	13 533 082
4901100000	Printed books,brochures and similar prinin single sheets, whether	42 247	502 439	115 603	3 111 413
4901910000	Dictionaries andencyclopedias,and serialinstalments thereof	506	752	2 890	9 684
4901991000	Educational, technical, scientific,historical or cultural books	53 466	989 876	259 238	5 781 588
4901999000	Oth printed books,brochures, and similarprinted	124 763	2 410 753	1 323 767	20 741 420
4902100000	Newspapers,journals & periodicalsappearing at least four times a v	0	255	0	2 754
4902901000	Newspapers,journals & periodicalsOth appearing at least four time	203	1 272	994	6 773
4902909000	Other newspapers,journals & periodicals	4 386	70 494	39 867	310 662
4903000000	Childrens picture,drawing or coloringbooks.	5	24 243	145	231 108
4904000000	Music,printed or in manuscript,whetheror not bound or illustrated	2 320	25 121	107 253	877 495
4905100000	Globes	2 856	17 367	23 902	170 692
4905910000	M aps & hydrographic/ similar chartsof all kinds,in book form	59	109	1 827	2 652
4905990000	Other maps&hydrographic or similarcharts of all kinds	2 988	10 182	24 429	121 265
4906001000	Plans&drawings,including photographicreproductions on sensitise	801	1 793	80 388	107 882
4906009000	Plans&drawings,including photographicreproductions on carbon c	1 534	35 618	15 797	1 242 324
4907001000	Banknotes, being legal tender	209	1 026	4 523	33 056
4907002100	Postage stamps, unused	0	2	0	16
4907002900	ravanue and similar stamps,unused	1 272	15 489	490 141	5 734 962
4907004000	Stock,share/ bond certificates& similardocuments of title; cheque fi	47	1 092	254	15 221
4907009000	other similar stamps of current/ newissue in the country in which t	2 786	11 518	4 190	770 428
4908100000	Transfers (decalcomanias), vitrifiable	12 870	151 366	475 729	5 345 299
4908900000	Other transfers (decalcomanias),vitrifiable	50 226	606 802	1 119 221	16 648 677
4909000000	Printed/ illustrated postcards, cardgreetings, messages/ announcen	39 417	76 344	97 686	182 876
4910000000	Calendars of any kind,printed,includingcalendar blocks.	29 459	172 126	150 028	511 179
4911101000	Catalogues listingonly educationhistorical or cultural books&public	7 722	538 178	77 545	1 728 834
4911109000	Oth trade advertising material,commercial catalogues and the like	42 271	885 838	1 429 550	40 966 641
4911912100	Wall pictures,anatomical or botanicaldiagrams and charts	0	176	0	13 483
4911912900	Other wall picture & diagrams forinstructional purposes	4 178	32 601	26 999	297 720
4911913100	Printed picture & photograph,anatomical/ botanical diagram/ chart	0	50	0	153
4911913900	Oth printed picture & photographoth anatomical/ botanical diagra	959	4 641	16 037	68 483
4911919000	Other picture, designs & photograph	12 161	212 787	587 803	3 921 655
4911991000	Printed card for jewellery,small objectpersonal adornment/ articl	12 002	14 603	2 305	41 493
4911992000	Printed labels for explosives	96	1 219	1 755	19 231
4911993000	Educational, technic,scientific,historisor cultural printed on a set o	58	922	977	27 590
4911999000	Oth printed card, printed labels,educational printed on a set of car	85 699	1 353 051	907 299	13 833 447

I.3. IM POR M ENURUT KOM ODITI / IM PORT BY HS COM M ODITY
 *** DESEM BER / DECEM BER 2014 ***

H S	Uraian Komoditi Commodity Description	Berat Bersih / Net Weight (Kg)		Nilai / Value C.I.F (US\$)	
		Bulan ini Current Month	Kumulatif Cum.Jan. to date	Bulan ini Current Month	Kumulatif Cum.Jan. to date
5001000000	Silkworm cocoons suitable for reeling.	11	1 966	1 705	32 424
5004000000	Silk yarn(oth than yarn spun from silkwaste) not put up for retail s	22 407	222 148	47 404	388 862
5005000000	Yarn spun from silk waste,not put up forretail sale.	721	2 729	7 546	29 916
5006000000	Silk yarn & yarn spun from silk waste,put up for retail sale;silk-wor	0	98	0	3 996
5007101000	Fabrics of noil silk: printed by thetraditional batik process	634	3 665	6 314	33 624
5007109010	Fabrics of noil silk: oth printedtraditional batik process	196	1 251	19 858	160 121
5007109090	Other fabrics of noil silk	4	518	46	31 938
5007209010	Oth fabrics, containing >= 85% by weightof silk; printed bleached c	0	351	0	28 612
5007209090	Oth fabrics, containing >= 85% by weightof silk; other	552	10 446	29 530	196 137
5007909090	Oth fabrics; containing < 85% by weightof silk	130	2 087	1 750	152 345
5101110000	Shorn wool, not carded/ combed, greasy,including fleece-washed v	0	17 259	0	231 085
5101190000	Oth Shorn wool,not carded/ combed,greasy,including fleece-washe	0	2 602	0	34 350
5101210000	Shorn wool, not carded/ combed,degreasednot carbonised	57 495	333 252	283 792	1 494 168
5101290000	Other Shorn wool, not carded/ combed,degreased not carbonised	0	259	0	1 422
5102110000	Fine animal hair,not carded/ combedof kashmir (cashmere) goats	0	3 237	0	210 339
5102190000	Fine animal hair,not carded/ combedoth of goats	0	3	0	72
5103300000	Waste of coarse animal hair includeyarn waste but exclude garnet	0	2	0	11
5105100000	Carded wool	0	1 441	0	34 887
5105210000	Combed wool in fragments	0	5 011	0	58 278
5105290000	Combed wool not in fragments	48 099	716 584	384 424	8 792 116
5105310000	Fine animal hair, carded/ combedof kashmir (cashmere) goats	0	964	0	96 312
5105390000	Fine animal hair, carded/ combedOther of goats	0	940	0	36 995
5106100000	Yarn,carded wool > 85%by weight not putup for retail sale	481	65 062	4 548	1 014 793
5106200000	Yarn,carded wool < 85%by weight not putup for retail sale	14 467	171 975	59 526	2 255 108
5107100000	Yarn,combed wool > 85% by weight not putup for retail sale	4 115	82 536	77 571	2 005 790
5107200000	Yarn,combed wool < 85%by weight not putup for retail sale	9	85 294	214	991 676
5108100000	Yarn of fine animal hair not put up forretail sale, carded	0	463	0	1 812
5109100000	Yarn,wool/ animal hair > 85% by weight,for retail sale	167 829	1 281 874	4 708 526	32 715 916
5109900000	Yarn,wool/ animal hair < 85% by weight,for retail sale	18 065	195 803	17 611	241 063
5110000000	Yarn,coarse animal hair/of horsehairwether not put up for retail s	230	717	3 792	29 614
5111111000	Woven fabric,carded,wool/ animal hair>85%weight < 300 g/m;prin	0	282	0	6 377
5111119000	Woven fabric,carded,wool/ animal hair>85%weight < 300 g/m;oth	21 455	151 041	539 937	12 459 355
5111191000	Woven fabric,carded,wool/ animal hair>85%weight>300 g/m;print	0	6	0	847
5111199000	Woven fabric,carded,wool/ animal hair>85%weight>300 g/m;oth p	25	3 271	1 201	98 664
5111200000	Other, mixed mainly or solely withman-made filaments	0	84 400	0	3 196 907
5111300000	Other, mixed mainly or solely withman-made staple fibres	2 071	286 777	4 827	3 034 358
5111900000	Other woven fabrics of carded wool orcarded fine animal hair	47	5 728	3 633	146 448
5112111000	Woven fabric,combed wool/ animal hair>85%weight<200 g/m;prin	9	28 596	614	412 038
5112119000	Woven fabric,combed wool/ animal hair>85%weight<200 g/m;oth	87 288	1 041 522	3 114 853	34 161 430
5112191000	Woven fabric,combed wool/ animal hair>85%weight>200 g/m;prin	577	247 255	19 318	2 786 309
5112199000	Woven fabric,combed wool/ animal hair>85%weight>200 g/m;oth	5 794	112 218	241 328	3 494 131
5112200000	Oth woven fabric,combed wool/ animal hairmix mainly/solely wth	26 234	167 439	994 692	5 152 658
5112300000	Oth woven fabric,combed wool/ animal hairmix mainly/solely with	28 268	84 298	826 668	2 441 259
5112900000	Oth woven fabric,combed wool or of fineanimal hair.	1 866	87 582	11 995	2 202 405
5113000000	Woven fabrics of coarse animal hair or ohorse hair	0	437	0	8 204
5201000000	Cotton, not carded/ combed.	76 760 313	705 135 506	133 329 518	1 400 810 937
5202100000	Yarn waste (including thread waste)	0	310 933	0	158 527
5202990000	Cotton waste,not garnetted stock	4 808	105 555	49 490	940 525
5203000000	Cotton, carded/ combed.	6 554	11 933	70 657	133 570
5204110000	Cotton sewing thread,not for retail salecotton weight >=85%	105 641	972 018	1 236 924	8 020 117
5204190000	Cotton sewing thread,not for retail salecotton weight < 85%	40 558	472 648	442 712	4 507 045
5204200000	Cotton sewing thread, wether for sale	12 266	355 924	52 265	864 979
5205110000	Single yarn,of uncombed fibres measuring> 714.29 decitex, cotton	93 812	1 471 384	473 747	6 555 610
5205120000	Single yarnof uncombed fibres measuring232.58<decitex<714.29 ,	88 450	2 401 645	275 439	7 907 507
5205130000	Single yarnof uncombed fibres measuring192.31<decitex<232.56 ,	0	105 511	0	498 416
5205140000	Single yarnof uncombed fibres measuring125<decitex<192.32 , coi	111 181	1 106 094	507 109	5 726 754
5205150000	Single yarn,of uncombed fibres measuring< 125 decitex, cotton >8	19 811	40 338	24 557	47 965
5205210000	Single yarn,of combed fibres measuring>714.29 decitex, cotton > 8	0	42	0	99
5205220000	Single yarn,of combed fibres measuring 232,56<decitex<714.29 , c	5 850	343 057	53 370	1 628 494
5205230000	Single yarn,of combed fibres measuring192,31<decitex<232,56 coi	1 003 992	12 661 699	3 583 625	48 090 121
5205240000	Single yarn,of combed fibres measuring125<decitex <192,31 , cott	461 809	5 058 296	1 582 250	16 973 160
5205260000	Single yarn,of combed fibres measuring106,38<decitex< 125 , cott	0	20 208	0	100 266
5205310000	Multiple yarn,of uncombed fibres measure>714.29 decitex,cotton	559	12 152	3 701	135 883
5205320000	Multiple yarn,of uncombed fibres measure232.56<decitex<714.29	18 962	222 276	100 935	1 128 297

I.3. IM POR M ENURUT KOM ODITI / IM PORT BY HS COM M ODITY
***** DESEM BER / DECEM BER 2014 *****

H S	Uraian Komoditi Commodity Description	Berat Bersih / Net Weight (Kg)		Nilai / Value C.I.F (US\$)	
		Bulan ini Current Month	Kumulatif Cum.Jan. to date	Bulan ini Current Month	Kumulatif Cum.Jan. to date
5205330000	Multiple yarn,of uncombed fibres measure192.31<decitex<232.31	0	34	0	961
5205350000	Multiple yarn,of uncombed fibres measure< 125 decitex, cotton >	0	5	0	222
5205410000	Multiple yarn,of combed measuring714.29 decitex/ more, cotton >	0	670	0	5 399
5205420000	Multiple yarn,of combed measuring232.56<decitex<714.29,cotton	5 961	231 839	36 573	1 277 318
5205440000	Multiple yarn,of combed measuring125<decitex< 192.31, cotton >	9 579	266 284	83 848	2 416 273
5205460000	Multiple yarn,of combed measuring106,38<decitex< 125 ,cotton >	249	55 017	4 602	376 773
5205480000	Multiple yarn,of combed measuring< 83.33 decitex, cotton >85%	0	28 743	0	296 279
5206110000	Single yarn of uncombed fibres,measuring>714,29or decitex, cottc	598	192 021	6 929	1 541 235
5206120000	Single yarn of uncombed fibres,measuring232,56<decitex<714.29	33 051	72 657	62 797	146 813
5206130000	Single yarn of uncombed fibres,measuring192.31< decitex <232.56	51	9 556	1 909	60 413
5206140000	Single yarn of uncombed fibres,measuring125< decitex < 192.31 ,c	0	5	0	12
5206210000	Single yarn, of combed fibres, measuring>714.29 desitex,cotton<8	0	8 893	0	118 321
5206220000	Single yarn, of combed fibres, measuring232.56<decitex<714.29 ,c	452 947	2 261 744	1 516 260	8 139 332
5206230000	Single yarn, of combed fibres, measuring192.31< decitex <232.56 .	19 958	359 701	59 476	1 311 911
5206240000	Single yarn, of combed fibres, measuring125<decitex< 192.31 ,cot	0	49 964	0	233 398
5206310000	Multiple yarn,of uncombed measuring> 714.29 decitex, cotton<85	0	5 413	0	34 140
5206320000	Multiple yarn,of uncombed measuring232.56<decitex< 714.29,cot	740	8 718	9 542	105 725
5206340000	Multiple yarn,of uncombed measuring125 <decitex< 192.31,cotton	0	19 932	0	239 782
5206410000	Multiple yarn,of combed fibres measuring>714.29 decitex, cotton-	0	1 065	0	2 804
5206420000	Multiple yarn,of combed fibres measuring232,56 <decitex< 714.29	1 064	28 836	8 564	284 089
5206440000	Multiple yarn,of combed fibres measuring125 <decitex< 191.31,ct	787	1 056	11 812	14 599
5206450000	Multiple yarn,of combed fibres measuring< 125 decitex cotton < 8	0	36 596	0	273 153
5207100000	Cotton yarn(oth sewing thread) retailsale,>=85% cotton by weight	12 894	116 002	186 056	1 255 436
5207900000	Cotton yarn(oth sewing thread) retailsale, < 85% cotton by weight	3 998	88 741	26 225	676 042
5208110000	Woven fabrics of cotton, unbleachedweighing <= 100 g/ m, >=85%	190 585	1 454 403	2 247 932	16 583 875
5208120000	Woven fabrics of cotton, unbleached100<weighing<200 g/ m, >=85	174 403	2 584 553	1 495 747	23 420 826
5208130000	Woven fabrics cotton,unbleached,3or4thread twill ,<200g/ m,>=85	50	1 008	836	24 710
5208190000	Oth Woven fabrics cotton, unbleach,<200g/ m,>=85%of cotton	673 741	9 128 671	7 727 181	102 763 154
5208210000	Woven fabrics of cotton,bleached,pleinweeve,weighing<100g/ m,>	123 688	462 440	756 008	4 347 464
5208220000	Woven fabrics of cotton,bleached,pleinweave,100<weigh<200 g/ n	82 947	845 042	896 961	8 993 598
5208230000	Woven fabrics cotton,bleached,3/ 4 threadwill ,weighing<200g/ m	63	2 041	291	18 388
5208290000	Other Woven fabrics cotton,bleached,<200g/ m,>=85%of cotton	222 560	2 401 236	2 261 239	22 500 006
5208310010	Woven fabrics cotton,dyed,voille/ chemivolle,weight <100 g/ m,>=8	2 161	16 365	31 590	274 569
5208310020	Woven fabrics of cotton,dyed,cambrics100<weigh<200 g/ m, >=85	0	1 200	0	28 128
5208310090	Other woven fabrics of cotton,dyed,weighing<200 g/ m, >=85%of c	112 513	1 162 858	1 064 032	11 509 068
5208320000	Woven fabrics of cotton,dyed,plain weave weave ,weight <100 g/ r	340 679	5 339 673	5 939 943	88 890 161
5208330000	Woven fabrics,dyed, 3-thread/ 4-threadtwill,weighing<200 g/ m, >=	74 687	488 954	814 708	4 919 982
5208390000	Other woven fabrics of cotton,dyed,weighing<200 g/ m, >=85%of c	342 908	4 096 829	3 487 747	41 292 396
5208410010	String Woven fabrics, cont>=85% ofcotton,of diff colour yarn, weig	193	28 326	4 368	399 701
5208410090	Oth woven fabrics, cont >=85% of cotton,of diff colour yarn, weigh	173 495	1 480 738	2 464 018	21 116 259
5208420010	String Woven fabrics,cont >=85%, cottonof diff colour yarn, weigh	0	5 224	0	98 391
5208420090	Oth Woven fabrics, cont >= 85% of cottonof diff colour yarn, weigl	600 670	7 635 244	7 650 555	108 917 005
5208430000	3-thread/ 4-thread twill, including cross weighing > 100 g/ m,>=85%	80 830	897 757	689 688	8 720 490
5208490000	Other fabrics of different color,weighing<200 g/ m, >=85%of cottor	230 554	1 620 182	1 878 059	13 027 648
5208511000	Plain weave,weinghing <=100g/ m2printed by the traditional batik	0	4 501	0	66 829
5208519000	Plain weave,weinghing <=100g/ m3, notprinted by the traditional b	1 019	65 259	27 190	1 328 551
5208521000	Plain weave,weinghing >100g/ m2printed by the traditional batik p	4	2 174	6	86 984
5208529000	Plain weave,weinghing >100g/ m3, notprinted bythe traditional ba	34 781	393 752	422 524	5 453 812
5208591000	Other fabrics; printed by traditionalbatik process,<200 g/ m, >=85%	26	8 095	903	128 057
5208599000	Other fabrics; not printed traditionalbatik process,<200 g/ m, >=85	27 094	434 148	155 362	3 230 590
5209110000	Plain weave,unbleached cont.>=85% of cotton, weight >200 g/ m2	7 740	723 497	96 014	6 128 258
5209120000	3-thread/ 4-thread twill,unbleached,>=85% of cotton, weight > 200	0	85 085	0	409 718
5209190000	Other fabrics unbleached,>=85% cotton,weighing > 200 g/ m2	372 936	5 384 238	3 576 191	49 924 895
5209210000	Woven fabric bleached ,Plain weave >=85%cotton, weighing > 200	3 079	17 488	32 898	221 527
5209220000	3-thread/ 4-thread twill,bleached,>=85%weighing>200g/ m	1 549	17 428	21 667	236 799
5209290000	Other woven fabric bleached ,cont 85%of cotton weight > 200 g/ m	72 424	721 979	966 627	9 067 260
5209310000	Woven fabrics dyed, plain weave,cont.85%of cotton, weight > 200	169 573	2 688 275	1 829 026	26 847 472
5209320000	3or4 thread icl cross twill,dyed,>= 85%,weight>200g/ m	458 180	3 702 229	4 592 218	35 672 061
5209390000	Other woven fabrics,dyed, cont.85% of cotton,weight > 200 g/ m2	390 633	5 091 293	3 445 954	42 534 232
5209410000	Woven fabrics of yarn different colours,plain weave,>=85% cotton	13 100	393 294	165 084	4 381 195
5209420000	Woven fabrics of yarn different colours,denim,>=85% cotton, weig	119 144	3 794 182	708 864	24 403 090
5209430000	3/ 4 thread twill,yarn different colours,plain weave,>=85% cttn, wg	3 354	65 491	59 850	940 717
5209490000	Other woven fabrics of yarn differentcolours,>=85% cttn, wght>20	70 028	696 142	662 072	6 068 785
5209519000	Woven fabrics, plain weave, not printedby batik process,>=85% cti	23 349	38 901	233 929	413 932

I.3. IM POR M ENURUT KOM ODITI / IM PORT BY HS COM M ODITY
***** DESEM BER / DECEM BER 2014 *****

H S	Uraian Komoditi Commodity Description	Berat Bersih / Net Weight (Kg)		Nilai / Value C.I.F (US\$)	
		Bulan ini Current Month	Kumulatif Cum.Jan. to date	Bulan ini Current Month	Kumulatif Cum.Jan. to date
5209529000	3or4 thread twill,not printed by batikprocess,>=85% ctn, wght>200g/m2	45 750	172 624	427 099	1 568 309
5209591000	Other woven fabrics, printed by batikprocess,>=85% ctn, wght>200g/m2	12	109	24	866
5209599000	Other woven fabrics, not printed bybatik process,>=85% ctn, wgh	246	50 998	4 757	2 121 279
5210110000	Woven fabric,unbleached; plain weave< 85% cotton,weight<200g/m2	526 841	5 685 288	4 727 741	53 737 173
5210190000	Other woven fabric,unbleached; plainweave < 85% cotton,weight<200g/m2	157 195	2 930 280	1 667 011	28 793 604
5210210000	Woven fabric,bleached; plain weave< 85% cotton,weight<200g/m2	16 444	186 200	207 594	2 065 870
5210290000	Other woven fabric,bleached; plain weave< 85% cotton,weight<200g/m2	27 987	210 220	298 005	2 964 396
5210310000	Woven fabric,dyed; plain weave< 85% cotton,weight<200g/m2:	157 034	1 545 235	3 477 380	32 803 821
5210320000	Woven fabric,dyed;3/ 4-thread twill inclcross twill,< 85% cotton,w	20 816	105 357	143 166	888 165
5210390000	Other woven fabric,dyed; < 85% cotton,weight<200g/m2:	19 944	351 613	522 151	6 280 461
5210410010	String weave,of yarn of different colour< 85% cotton,weight<200g/m2	1 982	29 180	39 271	588 355
5210410090	Woven fabric,different colour,not string weave,< 85% cotton,weig	32 609	723 861	481 788	9 669 483
5210490000	Other woven fabric,different colour,plain weave,< 85% cotton,wei	6 918	116 899	98 028	1 398 561
5210519000	Woven fabric,plain weave, not printed bybatik process,< 85% cotto	0	2 533	0	21 410
5210591000	Other woven fabric,printed by batikprocess,< 85% cotton,weight<200g/m2	0	2 312	0	53 559
5210599000	Other woven fabric,not printed by batikprocess,< 85% cotton,weig	1 532	820 139	14 845	6 610 680
5211110000	Woven fabric,unbleached;plain weave,< 85% cotton,weight>200g/m2	5 254	184 138	69 386	1 702 522
5211120000	Woven fabric,3/ 4 thread twill,unbleached,<85% ctn, weight>200g/m2	3 565	3 565	16 044	16 044
5211190000	Other woven fabric,unbleached,< 85% cotton,weight>200g/m2	158 702	1 204 091	2 959 305	16 201 095
5211200000	Woven fabric,bleached;,< 85% cotton,weight>200g/m2	0	12 651	0	93 448
5211310000	Woven fabric,dyed;plain weave,< 85% ofcotton,weight>200g/m2	80 215	674 526	975 048	7 241 372
5211320000	Woven fabric,3/ 4 thread twill,dyed,< 85%of cotton,weight>200g/m2	37 846	873 371	368 458	7 633 057
5211390000	Other woven fabric,dyed;< 85% of cotton,weight>200g/m2	79 477	1 159 285	616 737	9 310 726
5211410010	String weave,of yarn of different colour< 85% cotton,weight>200g/m2	0	352	0	4 375
5211410090	Woven fabric,different colour,not string weave,< 85% cotton,weig	1 496	207 362	10 467	994 714
5211420000	Woven fabric,different colour,denim,< 85% cotton,weight>200g/m2	156 009	1 087 681	631 956	5 886 036
5211430000	Oth fabrics of 3-thread/ 4-thrd,<85%of co,weight>200g/m2	0	261	0	2 228
5211490000	Oth fabrics of different colours< 85% cotton,weight>200g/m2	9 611	54 881	48 958	229 644
5211519000	Woven fabric,plain weave,not printed bybatik procs,< 85% cotton,	385	1 050	3 808	11 350
5211529000	3-thre/ 4-thread twill, not printed bybatik< 85% cotton,weight>200g/m2	0	991	0	12 685
5211599000	Other Woven fabric,not printed by batik< 85% cotton,weight>200g/m2	7 991	276 164	70 941	2 109 699
5212110000	Oth wovenfabric ofcotton weight<=200g/m2unbleached	41 727	640 988	678 403	9 776 718
5212120000	Oth wovenfabric ofcotton weight<=200g/m2bleached	2 257	11 462	9 889	88 445
5212130000	Oth wovenfabric ofcotton weight<=200g/m2dyed	33 094	173 404	306 789	1 781 498
5212140000	Oth wovenfabric ofcotton weight<=200g/m2of yarns of differrent	315 443	2 591 413	2 355 707	20 299 988
5212159000	Oth wovenfabric ofcotton weight<=200g/m2not printed by traditi	199	102 816	1 629	674 330
5212210000	Oth wovenfabric ofcotton weight>200g/m2unbleached	329 112	4 700 625	3 274 752	44 574 979
5212220000	Oth wovenfabric ofcotton weight>200g/m2bleached	0	1 727	0	15 337
5212230000	Oth wovenfabric ofcotton weight>200g/m2dyed	0	359	0	8 577
5212240000	Oth wovenfabric ofcotton weight>200g/m2of yarns of differrent c	19 208	386 690	155 162	2 865 068
5212251000	Oth wovenfabric ofcotton weight>200g/m2printed by the traditi	0	2	0	2
5212259000	Oth wovenfabric ofcotton weight>200g/m2not printed by traditi	2 464	11 297	21 614	78 548
5301100000	Flax, raw/retted	0	585	0	5 001
5301290000	Flax, broken, scutched, heckled/ othwiseprocess, but notspun,not l	30 371	68 098	145 295	358 491
5303100000	Jute & oth textile bast fibres, raw/retted	39 600	1 145 529	49 104	1 374 143
5303900000	Jute & oth textile bast fibres,not raw/retted	2	405	30	4 087
5305001000	Sisal & oth textile fibres of the genusageve;tow & waste of these fi	110 240	1 837 960	168 709	2 654 286
5305002011	Textile fibres Of coconut (coir), raw	0	45 300	0	15 750
5305002021	Textile fibres Of abaca; Raw	11 248	117 987	4 572	74 300
5305002029	Textile fibres Of abaca; other raw	0	83	0	1 469
5305009010	Textile fibres; of ramie fibres	0	3 061	0	52 978
5305009090	Textile fibres; other of ramie	0	2 640	0	18 983
5306100000	Single flax yarnflax yarn	14 305	27 981	181 423	344 044
5306200000	Multiple (folded)/cabled flax yarn	0	1 729	0	25 589
5307100000	Single yarn of jute/of oth textile bast of heading 53.03.	338	285 588	29 453	350 630
5307200000	Multiple (folded)/cabled of jute/ othfibres bast fibres of heading 5	1 741 780	20 978 025	1 440 751	17 909 093
5308100000	Coir yarn	0	74 435	0	71 127
5308200000	True hemp yarn	0	7 610	0	49 605
5308901000	Paper yarn	100	163	105	5 147
5308909000	Other yarn of other vegetable textile fi	12 884	14 092	154 712	164 991
5309111000	Woven fabrics of flax cont>=85%by weightunbleached or not; prin	0	883	0	299
5309119000	Woven fabrics of flax cont>=85%by weightunbleached or not;not p	24 870	81 492	570 206	1 880 166
5309191000	Other Woven fabrics,flax cont>=85%byweight;print by traditional l	0	4 307	0	69 322
5309199000	Other Woven fabrics,flax cont>=85%weightnot print by traditional	27 839	116 765	766 408	2 997 005

I.3. IM POR M ENURUT KOM ODITI / IM PORT BY HS COM M ODITY
***** DESEM BER / DECEM BER 2014 *****

H S	Uraian Komoditi Commodity Description	Berat Bersih / Net Weight (Kg)		Nilai / Value C.I.F (US\$)	
		Bulan ini Current Month	Kumulatif Cum.Jan. to date	Bulan ini Current Month	Kumulatif Cum.Jan. to date
5309219000	Woven fabrics of flax cont<85% by weightunbleached or not;not p	0	6 587	0	91 977
5309291000	Woven fabrics of flax cont<85% by weightoth;printby the tradition	9 851	18 740	116 780	250 818
5309299000	Woven fabrics of flax cont<85% by weightoth; not printed by the t	67 972	218 989	1 162 596	3 787 414
5310100010	Woven fabrics of jute or of oth textileUnbleached; plain	40 118	259 489	51 233	329 553
5310100090	Woven fabrics of jute or of oth textileUnbleached; other plain	3	222	19	848
5310909000	Other woven fabrics of jute/ oth textilehead 53.03, not printed by l	49	6 946	1 602	103 335
5311009000	Woven fabrics of oth vegetable textilefibres& paper yarn; not print	485	104 818	20 481	637 818
5401101000	Sewing thread of man-made flment ofsynthetic filaments; for reta	6 712	181 578	83 373	1 819 070
5401109000	Sewing thread of man-made flment ofsynthetic filaments; not for i	315 063	4 392 028	1 512 772	19 359 859
5401201000	Sewing thread of man-made flment ofartificial filaments; for retail	2 244	23 214	11 973	599 162
5401209000	Sewing thread of man-made flment ofartificial filaments;not for re	5 309	139 492	51 233	1 004 055
5402110000	Syntthatic filament yarn (oth than sewingHigh tenacity yarn of nylo	8 457	151 346	160 618	2 865 405
5402190000	Syntthatic filament yarn (oth than sewingHigh tenacity yarn of nylo	606 596	8 056 968	2 619 141	35 476 962
5402200000	Syntthatic filament yarn (oth than sewingHigh tenacity yarn of poly	647 347	10 450 346	1 951 591	30 724 648
5402310000	Textured yarn of nylon/ oth polyamidesmeasuring single yarn <= 5l	360 936	3 526 305	2 295 292	21 200 586
5402320000	Textured yarn of nylon/ oth polyamidesmeasuring single yarn > 50	23 201	664 448	140 215	2 389 216
5402330000	Textured yarn of polyesters	2 095 813	27 042 204	4 693 550	63 149 319
5402340000	Textured yarn of polypropylene syntheticfilament	302 346	3 661 297	693 504	8 880 285
5402390000	Other texture synthetic filament yarn	366 708	2 674 120	175 772	3 761 740
5402440000	Oth yarn, single, with a twist or not<50turn/m; elastomeric	595 700	10 576 696	4 904 549	84 570 357
5402450000	Oth yarn, single, with a twist or not<50turn/m; oth, of nylon/ oth p	442 069	3 406 396	1 374 153	11 228 127
5402460000	Oth yarn, single, with a twist or not<50turn/m; oth, of polyesters,r	1 732 931	25 590 031	2 267 880	39 071 936
5402470000	Oth yarn, single, with a twist or not<50turn/m; oth, of pollester	1 645 556	24 550 775	3 086 769	51 149 209
5402480000	Oth yarn, single, with a twist or not<50turn/m; oth, of polipropiler	106 891	1 626 861	171 502	2 240 490
5402490000	Oth yarn, single, oth thn, of elast, nylpolyester,polypropylene,<=5l	2 053 376	12 053 415	3 912 212	34 342 998
5402510000	Oth yarn, single, with a twist or not>50turn/m; of nylon or oth pol	22 571	32 748	22 343	158 856
5402520000	Oth yarn, single, with a twist or not>50turn/m; of nylon or oth pol	342 632	884 679	565 396	2 901 905
5402591000	Oth yarn, single, with a twist or not>50turn/m; other; of polyprop	0	12 712	0	22 244
5402599000	Oth yarn, single, with a twist or not>50turn/m; other; other	767	9 923	15 963	168 793
5402610000	Oth yarn, multiple or cableof nylon or polyamides	22 029	426 811	62 707	1 832 898
5402620000	Oth yarn, multiple or cableof polyesters	212 531	4 960 295	551 934	11 034 497
5402691000	Oth yarn, multiple or cableof other : polypropylena	365 765	1 852 046	920 180	4 523 233
5402699000	Oth yarn, multiple or cableof other : oth than polypropylena	78 265	531 333	181 651	1 427 108
5403100000	Artificial filament yarn (not sewing)high tenacity yarn of viscose r;	4 120	24 854	20 885	138 327
5403311000	Artificial filament yarn,oth yarn,singleof viskosa twist/ not <120 tur	0	4 459	0	27 524
5403319000	Artificial filament yarn,oth yarn,singleof viskosa twist/ not <120 tur	1 754 723	5 596 651	1 950 904	8 165 554
5403321000	Artificial filament yarn,oth yarn,singleof viskosa twist/ not >120 tur	0	48 175	0	184 761
5403329000	Artificial filament yarn,oth yarn,singleof viskosa twist/ not >120 tur	40	218 765	870	54 009
5403339000	Artificial filament yarn,oth yarn,singleof cellulose acetate: oth text	0	94	0	737
5403391000	Artificial filament yarn,oth yarn,singleof other : textured yarn	0	24 762	0	176 036
5403399000	Artificial filament yarn,oth yarn,singleof other : oth textured yarn	17 970	82 098	11 907	171 518
5403411000	Artificialfilament yarn,oth yarn,multipleor cable: of viscose rayon;t	0	30 226	0	92 184
5403419000	Artificialfilament yarn,oth yarn,multipleor cable: of viscose rayon; c	33 806	603 408	79 003	1 801 986
5403421000	Artificialfilament yarn,oth yarn,multipleorcable: ofcelluloseacetat;t	0	31 155	0	228 993
5403429000	Artificialfilament yarn,oth yarn,multipleorcable: ofcelluloseacetat;	1 036	15 108	73 771	1 010 856
5403491000	Artificialfilament yarn,oth yarn,multipleorcable: of other ; textured	0	3 882	0	22 985
5403499000	Artificialfilament yarn,oth yarn,multipleorcable: of other ; oth text	9 362	186 203	56 431	1 276 099
5404110000	Synth monfilament of elastomeric >=67decitex,dimension<=1mm,	19 160	273 590	41 580	1 175 397
5404120000	Synth monfilament oth ofplypropyllne>=67decitex,dimension<=1n	19 396	231 985	97 983	799 293
5404190000	Synth monfilament other >=67decitexdimension<=1mm, width<=f	144 278	1 338 434	1 061 264	10 281 589
5404900000	Synthetics other than filaments exceeds<1 mm, width <= 5 mm	208 191	1 311 041	346 178	2 734 812
5406000000	Man-made filament yarn(oth than sewingthread) put up for retail	0	9 809	0	40 427
5407102010	Woven fabrics of synt filament yarn fromhigh of nylon/ oth :tyre fa	0	40 355	0	836 534
5407102090	Woven fabrics of synt filament yarn fromhigh of nylon/ oth :tyre fa	131 192	1 637 917	2 641 308	27 435 503
5407109010	Woven fabrics of synt filament yarn fromhigh of nylon/ oth : other	95 131	487 383	487 227	4 346 195
5407109090	Woven fabrics of synt filament yarn fromhigh of nylon/ oth : other	127 745	2 034 559	1 922 687	28 528 519
5407200000	Woven fabrics of synt filament yarnwoven fabricsobtained from st	139 870	1 162 456	374 409	3 842 149
5407300000	Woven fabrics of synt filament yarnfabrics specified in nota 9to se	7 680	74 533	156 835	1 331 983
5407411000	Woven nylon mesh fabric of untwistedweight >=85% of flmnt of n;	105 540	1 067 558	1 505 971	10 975 235
5407419000	Oth woven nylon mesh fabric of untwistedweight >=85% of flmnt (234 150	1 573 122	2 092 195	16 591 594
5407420000	Woven fabrics of synt filament yarn fromnylon cont >85%; dyed	289 485	3 894 153	5 422 620	67 243 591
5407430000	Woven fabrics of synt filament yarn fromnylon cont>85%;of yarno	1 639	65 148	16 734	283 502
5407440000	Woven fabrics of synt filament yarn fromnylon cont >85%; printec	2 974	56 135	83 216	1 183 391
5407510000	Woven fabrics of synt filament yarn frompolyester cont >85%; unl	2 190 912	19 171 715	9 671 236	94 219 202

I.3. IM POR M ENURUT KOM ODITI / IM PORT BY HS COM M ODITY
***** DESEM BER / DECEM BER 2014 *****

H S	Uraian Komoditi Commodity Description	Berat Bersih / Net Weight (Kg)		Nilai / Value C.I.F (US\$)	
		Bulan ini Current Month	Kumulatif Cum.Jan. to date	Bulan ini Current Month	Kumulatif Cum.Jan. to date
5407520000	Woven fabrics of synt filament yarn frompolyester cont >85% ; dy	1 430 765	15 171 654	17 816 040	185 672 161
5407530000	Woven fabrics of synt filament yarn frompolyester cont >85% ; ofy	28 693	400 183	111 294	1 535 398
5407540000	Woven fabrics of synt filament yarn frompolyester cont >85% ; pri	70 098	1 067 844	831 930	14 796 465
5407610010	Oth woven fabrics,cont>=85% of by weightofnontextured polyst fi	1 208 331	10 643 464	7 313 139	63 182 765
5407610090	Oth woven fabrics,cont>=85% of by weightofnontextured polyst fi	1 668 429	15 437 689	8 457 244	94 747 065
5407690010	Oth woven fabrics,cont>=85% of by weightof polyst filamnt: unble	400 176	5 024 420	3 939 506	45 511 138
5407690090	Oth woven fabrics,cont>=85% of by weightof polyst filamnt: other	857 078	6 691 595	8 419 395	65 840 212
5407710000	Oth woven fabrics,cont>=85% of by weightof synthet filamnt:unbl	419 832	5 524 880	2 004 200	28 916 364
5407720000	Oth woven fabrics,cont>=85% of by weightof synthet filamnt: dye	80 753	613 053	1 410 377	9 913 436
5407730000	Oth woven fabrics,cont>=85% of by weightof synthet filamnt: of y	3 698	17 374	20 229	107 808
5407740000	Oth woven fabrics,cont>=85% of by weightof synthet filamnt: prin	17 581	288 439	205 712	3 173 464
5407810000	Oth woven fabrics,cont<85% of by weightof synthet filamnt-mixed	19 471	112 383	233 480	1 489 540
5407820000	Oth woven fabrics,cont<85% of by weightof synthet filamnt-mixed	149 218	719 690	7 556 001	17 067 573
5407830000	Oth woven fabrics,cont<85% of by weightof synthet filamnt-mixed	76	25 609	1 687	247 342
5407840000	Oth woven fabrics,cont<85% of by weightof synthet filamnt-mixed	9 559	108 337	181 923	2 009 578
5407910000	Woven fabrics of synt filament yarn ofother woven fabric; unbleac	49 030	1 492 360	113 138	2 797 665
5407920000	Woven fabrics of synt filament yarn ofother woven fabric; dyed	89 578	1 622 641	812 601	13 430 322
5407930000	Woven fabrics of synt filament yarn ofother woven fabric;of yarn c	8 903	36 057	138 333	429 879
5407940000	Woven fabrics of synt filament yarn ofother woven fabric; printed	152	5 205	3 810	84 309
5408100010	Woven fabrics ofartificial filament yarnfromhigh tenacty yarnof vis	4 866	67 756	105 233	1 222 450
5408100090	Woven fabrics ofartificial filament yarnfrom high tenacity yarn of v	471 764	3 680 402	3 557 209	24 408 049
5408210000	Woven fabrics ofartificial filament yarncont >85% weight : umblea	42 898	372 399	526 133	3 674 604
5408220000	Woven fabrics ofartificial filament yarncont >85% weight or strip/t	86 327	719 247	990 906	7 779 277
5408230000	Woven fabrics ofartificial filament yarncont >85% weight:of yarn o	692	6 951	9 326	114 968
5408240000	Woven fabrics ofartificial filament yarncont >85% weight or strip/t	26 596	231 880	296 706	3 182 574
5408310000	Woven fabrics ofartificial filament yarnoth woven fabric: unbleach	9 118	11 005	136 991	160 195
5408320000	Woven fabrics ofartificial filament yarnoth woven fabric: dyed	898	27 012	13 065	456 396
5408330000	Woven fabrics ofartificial filament yarnoth woven fabric:of yarn of	591	1 288 098	2 686	1 611 877
5408340000	Woven fabrics ofartificial filament yarnoth woven fabric: printed	570 245	1 070 999	964 992	1 701 686
5501100000	Synthetic filament towof nylon or other polyamides	43 622	598 701	1 149 326	11 331 808
5501200000	Synthetic filament towof polyesters	122 703	1 972 506	1 424 025	19 424 182
5501300000	Synthetic filament towof acrylic or modacrylic	2 344 677	41 528 481	6 655 979	112 702 633
5501400000	Synthetic filament towof polypropylene	10 917	346 736	27 724	746 978
5501900000	Synthetic filament towOther	6 171	206 287	20 798	2 871 390
5502000000	Artificial filament tow	3 018 636	40 270 916	18 794 826	251 121 417
5503100000	Synthetic staple fibres of nylon or othrpolyamides of aramids	20 020	215 662	419 842	3 544 795
5503190000	Synthetic staple fibres of nylon or othrpolyamides of oth than arar	21 648	509 500	75 382	2 769 829
5503200000	Synthetic staple fibres of polyesters	10 198 798	125 360 994	13 499 716	180 936 720
5503300000	Synthetic staple fibres of acrylic ormodacrylic	1 958 974	23 938 381	5 430 925	63 875 024
5503400000	Synthetic staple fibres of polypropylene	230 126	4 143 796	508 920	10 507 449
5503900010	Synthetic staple fibres of other :of viscose rayon	35 100	1 415 524	77 635	4 888 116
5503900090	Synthetic staple fibres of other :other than viscose rayon	383 912	3 688 663	1 327 416	13 604 322
5504100000	Artificial staplefibres notcarded,combedothwise procss for spin:of	12 583 922	90 240 216	22 563 522	167 838 895
5504900000	Artificial staplefibres notcarded,combedothwise procssfor spin: oth	42 279	1 226 049	138 173	3 707 544
5505100000	Waste of man-made fibresof synthetic fibres	42 316	1 024 568	57 097	716 385
5505200000	Waste of man-made fibresof artificial fibres	0	1 260 260	0	283 857
5506100000	Synth staple fibres carded,combad orothwise prcs forspin:of nylon	29 004	488 020	252 508	4 824 794
5506200000	Synth staple fibres carded,combad orothwise procesfor spin:of pol	419 541	4 608 534	4 786 550	46 831 187
5506300000	Synth staple fibres carded,combad orothwise procesforspin:acrylic	89 540	1 088 125	388 140	4 031 912
5506900000	Synth staple fibres carded,combad orotherwise process for spinn :	5 547	207 675	46 125	1 765 019
5507000000	Artificial staple fibres, carded, combedothwise processed for spin	0	33 247	0	74 049
5508101000	Sewing thread of man-made staple fibreswether for sale or no:of s	8 758	655 314	85 327	2 673 589
5508109000	Sewing thread of man-made staple fibreswether for sale or no: oth	514 889	5 845 291	1 277 359	14 059 073
5508201000	Sewing thread of man-made staple fibreswether forsale or no:of a	1 147	13 340	26 532	162 168
5508209000	Sewing thread of man-made staple fibreswether forsale or no: oth	4 976	100 807	66 484	679 604
5509100000	Single yarn cont >=85% by weight ofstaple fibres of nylon/ oth poly	13 211	112 759	226 068	1 413 372
5509120000	Multiple/ cabled yarn cont>=85% byby weight ofstaple fibre ofnylon	4 046	26 844	27 331	313 522
5509210000	Single yarn cont >=85% by weight ofpolyester staple fibres	495 077	8 129 126	901 151	14 203 866
5509220000	Multiple (folded)/ cabled yarn cont.>=85%of polyester staple fibres	189 524	1 880 554	609 522	6 438 834
5509310000	Single yarn cont >=85% by weight ofacrylic/ modacrylic staple fibre	0	2 304	0	29 364
5509320000	Multiple/ cabled yarn cont>=85% by weightof acrylic/ modacrylic st	366	346 524	25 317	1 937 824
5509410000	Single yarn cont >=85% by weightof synthetic staple fibres	159 473	376 646	397 749	1 821 186
5509420000	Multiple (folded)/ cabled yarn cont.>=85%of synthetic staple fibres	30 147	186 689	135 849	1 079 640
5509510000	Oth yarn of polyester staple fibresmixed mainly with artificial stapl	37 545	406 157	161 881	1 131 871

I.3. IM POR M ENURUT KOM ODITI / IM PORT BY HS COM M ODITY
***** DESEM BER / DECEM BER 2014 *****

HS	Uraian Komoditi Commodity Description	Berat Bersih / Net Weight (Kg)		Nilai / Value C.I.F (US\$)	
		Bulan ini Current Month	Kumulatif Cum.Jan. to date	Bulan ini Current Month	Kumulatif Cum.Jan. to date
5509529000	Oth yarn of polyster staple fbres,othermixed mainly/solely wth wc	1	30 865	3	89 079
5509530000	Oth yarn of polyester staple fibresmixed mainly/solely with cotton	154 336	1 868 658	408 933	5 352 834
5509590000	Oth yarn of polyester staple fibresother	26 554	410 182	102 819	1 666 771
5509610000	Oth yarn of acrylic/modacrylic staple fbrmixed mainly/solely wth w	0	34 214	0	427 094
5509620000	Oth yarn of acrylic/modacrylic staple fbrmixed mainly/solely with c	645	244 138	6 913	440 126
5509690000	Oth yarn of acrylic/modacrylic staple fbrother	39 735	314 567	59 669	1 085 595
5509910000	Other yarn mixed mainly or solely withwool/ fine animal hair	0	6 066	0	77 237
5509920000	Other yarn mixed mainly/solelywith cotton	94	119	1 205	1 397
5509990000	Other yarn mixed other thanwool/ fine animal hair & cotton	1 006	17 490	6 985	107 023
5510110000	Single yarn cont >=85% by weightof artificial staple fibres	102 646	2 264 003	225 213	4 565 245
5510120000	Multiple/cabled yarn cont.>=85%by weight/artificial staple fibres	7 165	37 611	50 959	258 192
5510200000	Oth yarn, mixed mainly/solely withcont>=85% of weight of artific	482	1 108	2 444	6 248
5510300000	Other yarn, mixed mainly/solely cont>=85% of weight with cotton	234 227	1 354 170	877 698	5 078 316
5510900000	Other yarn of artificial staple fibrescont>=85% of weight	34 944	542 663	297 880	4 161 818
5511101000	Yarn of synthtic staple fibres,cont>=85%weight of such fbrs knitting	4 408	90 894	57 287	829 567
5511109000	Yarn of synthtic staple fibres,cont>=85%weight of such fibres : oth	30 975	377 000	41 621	1 188 755
5511201000	Yarn of synthtic staple fibres,cont <85%weight of such fbrs knitting	156	1 102	5 400	10 006
5511209000	Yarn of synthtic staple fibres,cont <85%weight of such fibres : othe	208	21 689	2 202	64 075
5511300000	Yarn of artificial staple fibresput up for retail sale	1 858	29 392	41 563	610 347
5512110000	Woven fabrics of synthetic staple fibrecont>85% wight of polyeste	199 666	953 722	809 909	4 234 937
5512190000	Woven fabrics of synthetic staple fibrecont>85% wight of polyeste	366 476	4 290 133	3 646 250	40 071 213
5512210000	Woven fabrics of synthetic staple fibrecont>85%weightof acrylic/m	0	81 508	0	559 824
5512290000	Woven fabrics of synthetic staple fibrecont>85%weightof acrylic/m	66 551	1 470 602	763 866	15 334 828
5512910000	Woven fabrics of synthetic staple fibrecont>85%weight of oth : un	0	11 602	0	172 880
5512990000	Woven fabrics of synthetic staple fibrecont>85%weight of oth th p	5 639	131 215	271 031	3 380 604
5513110000	Wovn fbrcs of plyster stple fbre bleacheplain weave <=85% mix w/	206 824	1 845 755	1 570 435	18 240 182
5513120000	3-thread /4-thread twill, incl twill polstaple fibres <=85% w/cotton	1 320	69 573	35 143	1 216 479
5513130000	Oth woven fbrcs of polyester stple fbr<=85% mixed wght <170 g/n	456 449	7 935 850	4 718 207	67 615 627
5513190000	Oth woven fabrics <85% mixed cottonweight <170 g/m of cotton	13 100	156 159	140 734	1 507 220
5513210000	Dyed woven fabrics of polyester staplefibres, plain weave<85% of	200 624	5 493 975	1 923 110	25 042 571
5513230000	Oth dyed woven fabric ofpolyester staplefibres <85%, cotton<170	14 980	29 581	120 066	308 561
5513290000	Oth woven fabrics <85% such fibres, mixed cotton <170 g/m dyed	304 557	3 240 528	2 965 383	32 126 177
5513310000	Woven fabrics of yarn of diff color of polyester stpe fbrs,plain wea	54 892	607 949	319 230	3 638 067
5513390000	Oth woven fabrics<85% of such fibresweight <170 g/m of cotton: c	9 242	220 983	116 009	2 710 444
5513410000	Printed polyester staple fibres, plainweave <85% of fbr, cotton<17	460 427	4 591 922	841 422	12 293 389
5513490000	Other woven fabrics<85% of fibresweight <170 g/m of cotton	11 959	41 082	72 249	273 551
5514110000	Woven fbrcs of polyester staple fibresplain weave <=85%,cotton >	25 711	507 318	143 546	5 044 821
5514120000	3-thread/4-thread twill, incl twill ofpolyester stpl fbrs<85%, cotton	0	13 890	0	151 272
5514190000	Other woven fabrics<85% of fibresmixed weight >170g/m of cotto	143 388	1 546 555	1 850 754	22 052 489
5514210000	Dyed polyester staple fbrs, plain weavestaple fbrs<85%, cotton >1	3 339	40 664	40 724	487 079
5514220000	Woven fabric of synt; dyed<85% with ctto3-thread/4-thread twill,i	3 877	79 683	80 644	1 089 338
5514230000	Woven fabric of synt; dyed<85% with cttdyed; oth woven fbr pol	5	3 169 450	303	4 329 321
5514290000	Other woven fabrics<85% of fibres mixedweight >170g/m of cotto	6 401	2 155 686	72 954	4 123 301
5514300000	Woven fabrics of synth stple fibre <85%, cotton >170 g/m, diff col	132	186 805	1 613	251 154
5514410000	Printed polyester staple fibres, plainweave <85% of fbr, cotton >17	10 050	573 763	98 493	5 932 599
5514420000	Prnt 3-thread/4-thread twill,incl twlpolyester stple fbr<85%, cotto	5 093	161 115	35 754	1 249 613
5514430000	Oth printd woven fabrics of polyesterstpl fbr <85%, cotton >170 g/	13 051	198 699	206 614	2 594 185
5514490000	Oth printed woven fabrics<85% suchfibres, weight >170 g/m of co	42 356	559 209	139 387	2 143 427
5515110000	Oth wvn fbrcs of synth stple fbrs ofpolyester stpl fbr mixed viscos	391 924	3 615 969	3 993 430	38 544 290
5515120000	Oth wvn fbrcs of synth stple fbrs ofpolyester stpl fbr mixed w/m-i	27 538	222 545	180 133	2 100 326
5515130000	Oth wvn fbrcs of synth stple fbrs ofpolyester stpl fbr mix w/wool/a	40 866	415 205	731 162	7 452 479
5515190000	Other woven fabrics of synth stple fbrof other polyester staple fibr	83 714	638 586	1 442 379	9 165 473
5515210000	Oth wvn fbrcs of acrylic/modacrylicmixed/solely with man-made fi	0	7 679	0	53 998
5515220000	Oth wvn fbrcs of acrylic/modacrylicmixed/solely w/wool/fine anm	0	26 110	0	245 719
5515290000	Oth wvn fbrcs of acrylic/modacrylicmix w/other than man-made fi	5 189	28 041	6 110	117 742
5515910000	Oth woven fabrics mixed mainly/solelyman-made filaments	2 096	44 453	50 980	1 285 500
5515991000	Oth woven fabrics mixed mainly/solelyw/wool/fine anml hair	319	3 053	5 869	60 627
5515999000	Oth woven fabrics mixed mainly/solelywith other than man-made	46 081	151 427	665 535	2 172 560
5516110000	Unbleached/bleached woven fabrics ofartificial staple fibre;weight	172 381	1 303 802	679 826	7 500 691
5516120000	Dyed woven fbrcs of artificial staplefibre; weight>=85%	60 954	907 324	1 016 868	13 601 275
5516130000	Woven fabrics of yarns of diff colorweight>=85% of artificial staple	0	12 362	0	149 500
5516140000	Printed woven fabrics; wght>=85% ofartificial staple fibres	21 302	285 372	282 183	3 502 771
5516210000	Un/bleached woven fabrics of artificialstaple fibre mix m-m-f;weig	0	5 018	0	79 235
5516220000	Dyed woven fabrics of artificial staplefibre mix m-m-f;weight<85%	7 455	155 963	127 303	2 559 702

I.3. IM POR M ENURUT KOM ODITI / IM PORT BY HS COM M ODITY
***** DESEM BER / DECEM BER 2014 *****

H S	Uraian Komoditi Commodity Description	Berat Bersih / Net Weight (Kg)		Nilai / Value C.I.F (US\$)	
		Bulan ini Current Month	Kumulatif Cum.Jan. to date	Bulan ini Current Month	Kumulatif Cum.Jan. to date
5516230000	Woven fabrics of yarn of diff colorartficial stple fbr mix m-m-f;weigl	404	7 863	8 127	51 140
5516240000	Printed woven fabrics of artifcl staplefibre mixed with m-m-f;weigl	2 505	25 326	52 553	516 645
5516310000	Un/bleached woven fabrics of artificialstaple fibre mixed w/wool;v	0	935	0	12 303
5516320000	Dyed woven fabrics of artificial staplefibre mixed with wool;weigh	728	47 478	26 121	3 167 125
5516330000	Woven fbr of yarn of diff color staplefibre mixed with wool;weigh	0	2 265	0	47 212
5516410000	Un/bleached woven fabrics of artificialstaple fibre mixed cotton;w	1 606	14 685	17 700	169 042
5516420000	Dyed woven fabrics of artificial staplefibre mixed with cotton;weig	0	2 783	0	64 806
5516430000	Woven fabrics of yarn of diff colorsmixed with cotton;weight<85%	1 024	19 032	19 557	300 487
5516440000	Printed woven fbrs of artifcl staplefibre mixed with cotton;weigh	0	589	0	4 963
5516910000	Other un/bleached woven fabrics of staple fbr	29	12 953	90	132 515
5516920000	Other woven fabrics of artificial staplefibre,un/bleached	0	42 201	0	762 991
5516930000	Other woven fabrics of artificial staplefibre,dyed	0	16 746	0	76 075
5516940000	Other woven fabrics of artificial staplefibre,of yarn diff colours	125 206	1 513 645	1 259 835	14 231 099
5601210000	Wadding of cotton,length<=5mm	17 525	792 350	179 434	8 201 201
5601220010	Wadding of cotton m-m-f of wrappedcigarette tow,length<=5mm	21 702	449 937	231 057	4 505 611
5601220090	Wadding of cotton m-m-f of oth wrappedcigarette tow,length<=5r	66 301	479 975	521 294	4 668 699
5601290000	Wrapped of other than cotton man-made fibres	16 918	135 565	26 456	227 366
5601301000	Polyamide fibre flock of wadding,length<=5mm	6 131	69 238	148 758	1 187 243
5601309000	Textile flock & dust mill neps oth thanpolyamide fibre flock;length	6 907	149 226	83 828	1 214 270
5602100000	Needleloom felt & stitch-bonded fibrecovered/laminated.	303 072	2 309 371	632 050	4 587 602
5602210000	Oth felt of wool/fine animal hair,notimpregnated,coated,covered	125	36 522	14 756	546 478
5602290000	Oth felt of oth textile materials,notimpregnated,coated,covered	1 006 651	11 185 050	2 426 544	16 390 162
5602900000	Felt, oth thn needleloom&oth felt notimpregnated, coated, covere	40 211	764 482	424 265	9 446 735
5603110000	Non woven of man-made filament, notimprgnatd,cvred/lminate	1 469 323	20 145 504	4 933 537	66 033 678
5603120000	Non woven of m-m-f, not imprgnated,covred/lminated; 25g/ m<w	1 078 287	14 997 903	3 698 659	51 871 062
5603130000	Non woven of m-m-f, not imprgnated,covred/lminated; 70g/ m<w	399 254	4 812 917	1 646 583	18 987 139
5603140000	Non woven of m-m-f, not imprgnated,covered/laminated; weight>	1 422 797	13 757 453	5 717 269	53 529 827
5603910000	Non woven of oth m-m-f, weight=<25g/ m2	239 910	3 578 363	1 109 425	16 319 930
5603920000	Non woven of oth m-m-f,25g/ m2<weighing=<70g/ m2	852 757	6 626 177	3 699 714	31 465 789
5603930000	Non woven of oth m-m-f,70g/ m2< weighing=<150g/ m2	62 437	795 517	345 477	5 902 686
5603940000	Non woven of oth m-m-f,weight=<150g/ m2	527 247	8 375 752	1 758 877	34 908 513
5604100000	Rubber thread & cord, textile covered & the like head 5404/ 5405	72 796	711 302	903 128	12 261 529
5604901000	Imitation catgut,of silk yarn	1 064	20 090	16 000	304 083
5604902000	Rubber impregnated textile thread yarn	2 476	37 953	37 214	484 788
5604903000	High tenacity yarn of polyester,of nylon/oth polyamides/of viscos	66 473	556 807	168 833	2 216 220
5604909000	Oth thn rubber thread&cord, textilecoverd&the like head 5404/ 54	28 845	422 512	398 039	5 422 083
5605000000	Metallised yarn,whether/ not gimped,being textl yarn/strip like he	4 113	108 789	11 915	805 683
5606000000	Gimped yarn,&strip&like of head 5404/ 5405,gimped,chenille yarn	147 126	1 704 147	386 406	4 431 769
5607210000	Binder/baler twine of sisal/oth textilefbrs of genus agave	6 885	60 876	76 513	347 506
5607290000	Oth binder/baler twine of sisal/othtextile fbrs of genus agave	84 650	938 921	393 726	4 498 026
5607410000	Binder/baler twine of polyethylene/polypropylene	1 406	80 034	7 325	175 887
5607490000	Oth binder/baler twine of polyethylene/polypropylene	1 317 560	13 830 206	2 021 475	20 644 695
5607501000	V-belt cord of man-made fibres treatedresorcinol formaldehyde=>	11 854	153 497	234 972	3 893 433
5607509000	Oth v-belt cord of m-m-fibrs treatedresorcinol formaldehyde=>10	85 398	1 445 661	475 158	7 554 108
5607901000	Twine,cordage,ropes&cables of artificialfibres	3 060	157 883	43 873	1 044 753
5607902000	Twine,cordage,ropes&cables of abaca/othhard fibres	318	495	162	2 760
5607903000	Twine,cordage,ropes&cables of jute/othtextile bast fibr head 530	0	169 620	0	124 105
5607909000	Oth twine,cordage,ropes&cables	51 473	987 573	345 964	6 554 422
5608110000	Made up fishing net of man-made textilematerials	591 971	5 304 319	793 053	7 435 325
5608192000	Net bags of man-made textile material	21 886	209 799	95 463	1 014 593
5608199000	Oth net bags of man-made textilematerials	89 375	1 083 422	283 350	2 732 977
5608901000	Net bags of oth man-made textilematerials	677	35 917	9 618	198 832
5608909000	Oth net bags of oth man-made textilematerials	42 718	898 592	201 402	2 439 010
5609000000	Articles of yarn,strip/the like of head5404/ 5405,twine,cordage,rop	235 320	2 348 995	1 793 281	15 322 782
5701101000	Prayer rugs of carpet of wool/fineanimal hair	0	201	0	5 757
5701109000	Oth prayer rugs of carpet of wool/fineanimal hair	3 501	3 665	32 916	43 567
5701901900	Oth prayer rugs of carpet of cotton	854	6 963	6 194	32 974
5701909900	Oth prayer rugs of carpet oth than wool/cotton	18 100	20 766	17 993	42 876
5702100000	Kelem,schumacks,karamanie&smlar hand-woven rugs, not tufted/	651	651	5 698	5 698
5702200000	Floor covering of coconut fibres (coir)not tufted/flocked	0	64 707	0	121 631
5702310000	Floor cov of pile construct of wool/fineanimal hair,not made up, no	0	13 490	0	39 416
5702320000	Floor cov of pile construct of man-madetxt mat, not made up,not	0	11 479	0	47 545
5702391000	Floor cov of pile construct of cottonnot made up, not tufted/flock	1 937	13 217	22 104	90 241
5702399000	Floor cov of pile construct of othtextile materials, not made up,no	0	384	0	1 939

I.3. IM POR M ENURUT KOM ODITI / IM PORT BY HS COM M ODITY
***** DESEM BER / DECEMBER 2014 *****

H S	Uraian Komoditi Commodity Description	Berat Bersih / Net Weight (Kg)		Nilai / Value C.I.F (US\$)	
		Bulan ini Current Month	Kumulatif Cum.Jan. to date	Bulan ini Current Month	Kumulatif Cum.Jan. to date
5702411000	Prayer rugs of floor cov of pileconstrct,made up of wool/fine anml	0	20 474	0	49 215
5702419000	Oth prayer rugs of floor cov of pileconstrct,made up of wool/fine a	305	29 966	3 025	100 352
5702421000	Prayer rugs of floor cov of pileconstrct,made up of man-made text	34 004	1 083 706	62 554	2 007 145
5702429000	Oth prayer rugs of floor cov of pileconstrct,made up of man-made	23 769	605 751	101 667	1 709 918
5702491900	Oth prayer rugs of floor cov of cottonof pile constrct,made up	1 049	12 064	10 107	105 678
5702499000	Oth floor cov of pile constrct,made up,of oth textile material	12	223	723	1 827
5702501000	Oth floor cov of cotton not of pileconstruct,not made up	0	13	0	521
5702509000	Oth floor cov of oth textile materialnot of pile construct,not made	1 575	7 946	2 492	15 646
5702911000	Prayer rugs not of pile constrct made upof wool/fine animal hair	0	51	0	6 502
5702919000	Oth floor cov not prayer rug not of pileconstrct made up of wool/f	1 153	1 776	30 605	65 934
5702921000	Prayer rugs not of pile constrct made upof man-made textl matrln	0	155 530	0	254 430
5702929000	Oth floor cov not prayer rug not of pileconstrct,md up,of man-mac	29 164	429 283	25 948	388 089
5702991100	Prayer rugs not of pile constrct made upof cotton,of oth textile ma	0	25 275	0	42 360
5702991900	Oth floor cov not prayer rug not of pileconstrct,md up,of cotton,ot	26 214	103 337	20 242	140 483
5702992000	Oth flr cov.not of pile cnstrct,made upof jute fibres,oth textile mat	16	1 255	205	8 163
5702999000	Oth flr cov.not of pile cnstrct,made upoth thn cttn&jute fibres,oth	16 982	20 134	60 601	81 854
5703101000	Floor mats of wool/fine anml hairwhthr/not made up	0	66	0	319
5703109000	Carpet&oth txtl flr cov.,tufted, whthr/not made up,of wool/fine ar	14 966	54 359	43 979	189 391
5703209000	Carpet&oth txtl flr cov.,tufted,not prayrug,not made up,of nyln/otl	129 867	1 651 333	549 496	5 723 365
5703301000	Prayer rugs of cotton, whthr/notmade up,of oth man-md-txtl mtrl	0	29 163	0	116 915
5703309000	Carpet&oth txtl flr cov,tufted,not prayrug,of cttn not made up,of c	254 100	3 683 560	770 632	10 805 386
5703901900	Carpet&oth txtl flr cov.,tufted, whthr/not made up,of cotton,oth t	2 522	39 556	23 426	261 793
5703902100	Floor mats of jute fibres whthr/notmade up,of oth txtl mtrln	0	2 987	0	29 677
5703902900	Carpet&oth txtl flr cov.,tufted, whthr/not made up,of jute fbrs,oth	0	35	0	2 289
5703909100	Floor mats, whthr/not made up,not cttn&jute fbr,oth txtl mtrl	21 362	517 045	144 102	3 789 979
5703909900	Carpet&oth txtl flr cov.,tufted, whthr/nt md up,not cttn&jute fbr,c	302	14 527	6 196	174 121
5704100000	Textile tiles, having a surface <=0,3m,felt,no tufted/flocked,made t	0	3 028	0	10 272
5704900000	Oth textile tiles, having a surface <=0,3m,felt,no tufted/flocked,ma	144 076	3 490 277	211 444	4 689 240
5705001900	Oth carpet&oth txtl flr cov,oth prayrug of cotton,whthr/not made	0	5 344	0	35 744
5705002100	Non woven floor covering of jute fbrs,whthr/not made up	3 460	6 859	28 993	60 427
5705002900	Oth carpet&oth txtl flr cov,oth Non wovnfloor covrng of jute fbrs,v	97	803	510	3 774
5705009100	Prayer rugs of oth thn cotton&jutefibres,whthr/not made up	0	137 709	0	176 330
5705009200	Non woven floor covering of oth cotton&jute fibres,whthr/not ma	10 956	89 883	81 879	823 525
5705009900	Oth carpet&oth txtl flr cov,oth pray rugof oth cotton&jute fibres,w	52 447	784 623	30 411	1 144 313
5801101000	Woven pile&chenille fabrics of wool/fine anml hair, impregntd,coa	0	5 394	0	113 390
5801109000	Woven pile&chenille fabrics of wool/fine anml hair,not impregntd	2 925	45 636	54 576	417 615
5801211000	Uncut weft pile fbrcs of cotton,imprgntd,coatd,coverd oth thn of h	0	411	0	5 640
5801219000	Uncut weft pile fbrcs of cotton,notimprgntd,coverd oth thn of hea	496	40 243	8 785	384 829
5801221000	Cut corduroy of cotton,imprgntd,coatd,coverd oth than of head 58	0	44 418	0	324 920
5801229000	Cut corduroy of cotton,not imprgntd,coatd,coverd oth than of hea	10 399	305 020	88 061	7 472 695
5801239000	Oth weft pile fbrcs of cotton,notimprgntd,coverd oth thn of head !	0	920	0	11 958
5801261000	Chenille fabrics of cotton,imprgntd,coatd,coverd oth than of head	0	15 999	0	52 662
5801269000	Chenille fabrics of cotton,not imprgntd,coatd,coverd oth than of h	262	1 057	6 226	21 130
5801271000	Warp pile fabrics of cotton,imprgntd,coatd,coverd oth than of hea	0	710	0	18 739
5801279000	Warp pile fbrcs of cotton,not imprgntd,coatd,coverd oth than of h	1 265	25 559	40 612	669 292
5801319000	Uncut weft pile fbrcs of man-made fbrs,not imprgntd,oth thn of he	2 240	2 950	23 847	30 588
5801321000	Cut corduroy of man-made fibres ,imprgntd,oth thn of head 5802/	1 175	215 721	18 337	3 032 360
5801329000	Cut corduroy of man-made fibres ,notimprgntd,oth thn of head 58	0	12 418	0	34 052
5801339000	Oth weft pile fabrics of man-made fbrs,not imprgntd,oth thn of he	0	1 078	0	22 637
5801361000	Chenille fabrics of man-made fribres,imprgntd,oth thn of head 580	652	52 563	6 730	178 065
5801369000	Chenille fabrics of man-made fribres,not imprgntd,oth thn of head	8 891	32 937	51 375	163 541
5801371000	Warp pile fbrcs of man-made fribres,imprgntd,oth thn of head 580	0	4 917	0	82 243
5801379000	Warp pile fbrcs of man-made fribres,not imprgntd,oth thn of head	3 633	65 033	63 475	875 594
5801901900	Othr carpet & text floor covrng of silk,not imprgntd,oth thn of hea	0	10 305	0	133 382
5801909100	Othr carpet & text floor covrng of othtxtl mtrl, imprgntd,oth of 58	0	288	0	5 236
5801909900	Othr carpet & text floor covrng of othtxtl mtrl, not imprgntd,oth c	806	32 064	31 060	304 479
5802110000	Unbleached terry towelling&wovenfabrcs of cotton oth thn head c	28 722	562 250	349 604	6 808 463
5802190000	Bleached terry towelling&wovenfabrcs of cotton oth thn head of E	159	19 494	1 391	123 963
5802200000	Terry towelling&woven fabrcs of othtextile material othr than hea	148	1 327	4 750	20 651
5802301000	Tufted textile fabrics,impregnated,coated/covered oth thn of head	21 940	172 430	161 217	1 041 470
5802302000	Tufted textile fabrics,woven of cotton/of man made fbrs oth thn h	0	76 365	0	659 723
5802309000	Other tufted textile fabrics of otherthan fabrics of head 5806	159	389	883	4 506
5803001000	Gauze of cotton, oth than narrowfbrcs of heading 5806	115	10 915	4 977	63 994
5803002000	Gauze of man-made fibres, oth thannarrow fbrcs of heading 5806	91	2 478	1 921	28 132

I.3. IM POR M ENURUT KOM ODITI / IM PORT BY HS COM M ODITY
***** DESEM BER / DECEM BER 2014 *****

H S	Uraian Komoditi Commodity Description	Berat Bersih / Net Weight (Kg)		Nilai / Value C.I.F (US\$)	
		Bulan ini Current Month	Kumulatif Cum.Jan. to date	Bulan ini Current Month	Kumulatif Cum.Jan. to date
5803009100	Gauze of a kind used to cover cropsth thn narrow fbrcs of headin	0	1 160	0	6 178
5803009900	Gauze of other, oth than narrowfbrcs of heading 5806	563	7 315	1 024	69 150
5804101100	Tulles&oth net fbrics of silk,impregntdcoatd,coverd oth thn of hea	283	2 061	53 107	257 995
5804101900	Tulles&oth net fbrics of silk,notimpregntd,oth thn of head 6002-60	40 551	256 639	658 574	3 720 776
5804102100	Tulles&oth net fbrics of cotton,imprgntdcoatd,coverd oth thn of he	111	1 567	6 311	56 160
5804102900	Tulles&oth net fbrics of cotton,notimpregntd,oth thn of head 6002	7 292	66 503	158 688	848 926
5804109100	Tulles&oth net fbrc oth thn silk/ cotton,impregntd,oth thn of head	3 746	73 190	86 667	1 587 953
5804109900	Tulles&oth net fbrc oth thn silk/cotton,not imprgntd,oth of head 6	51 345	793 408	634 957	7 838 691
5804211000	Mechanically made lace of man-made fbrsimpregntd,oth thn of he	31 694	231 414	742 678	5 874 306
5804219000	Mechanically made lace of man-made fbrsnot imprgntd,oth of hea	109 279	1 108 094	1 192 354	13 182 236
5804291000	Mechanically made lace of oth txtl mtrlimpregntd,oth thn of head	1 373	26 753	17 455	340 514
5804299000	Mechanically made lace of oth txtl mtrlnot imprgntd,oth of head 6	59 440	559 238	960 914	12 933 109
5804300000	Hand-made lace oth than fabric ofhead 6002 to 6004	9 433	68 812	228 748	1 688 203
5805001000	Hand-woven tapestries of cotton, whetheror not made up	0	7	0	2 271
5805009000	Hand-woven tapestries of other thancotton, whether/ not made up	1 249	17 285	15 973	189 236
5806101000	Woven pile fabrics of silk other thangoods of head 5807	356	5 192	2 969	62 667
5806102000	Woven pile fabrics of cotton other thangoods of head 5807	4 240	67 704	123 868	1 316 326
5806109000	Woven pile fabrics of other than silk/ cotton other than goods of h	24 243	354 859	347 287	4 710 360
5806201000	Sport tape;weight>=5% of elastomeric yarn/thread	27 637	410 167	321 571	4 606 647
5806209000	Other woven fabrics;weight>=5% ofelstmeric yarn/thread oth thn	125 256	1 375 125	2 323 050	24 170 105
5806311000	Narrow woven fabrics of cotton for typewriter inked ribbon	1 015	15 302	17 084	284 461
5806312000	Backing of cotton for electricalinsulating paper	1 224	4 058	22 464	103 918
5806319010	Slide fastener ribbons of cotton; width<=12 mm	904	29 047	20 932	919 133
5806319020	Webbings of cotton used in coveringpipes,poles and the like	10 582	69 009	138 568	737 101
5806319090	Other woven fabrics of cotton otherthan goods of head 5807	23 232	150 277	263 103	2 519 030
5806321000	Narrow woven fabrics of man-made fibresfor typewriter inked ribt	126 248	1 423 131	859 019	8 857 311
5806324000	Backing of man-made fibres forelectrical insulating paper	5 737	54 557	32 057	174 486
5806329010	Slide fastener ribbons of man-madefibres; width <=12 mm	12 713	83 765	330 853	1 988 254
5806329020	Webbings of man-made fibres used incovering pipes, poles and th	5	3 309	68	81 991
5806329090	Other woven fabrics of man-made fibresoth than goods of head 58	206 482	2 015 493	1 534 146	17 199 890
5806391000	Other woven fabrics of silk oth thangoods of head 5807	511	21 107	10 317	260 572
5806399100	Backing of oth textile material forelectrical insulating paper	3 571	64 838	54 801	815 220
5806399910	Woven fabrics of other textile materialused in covering piping, pol	72	17 735	3 285	203 410
5806399920	Narrow woven fabrics of other textilematerials for typewriter ribt	29	551	934	14 040
5806399930	Narrow fabrics of other textile materialfor slide fastener, width <=	4	7 848	31	91 081
5806399990	Other woven fabrics of other textilematerial	29 411	439 999	496 099	5 562 576
5806400000	Fabrics consisting of warp without weftassembled by an adhesive	13 787	70 250	69 167	522 408
5807100000	Woven Labels, badges, and similar articles, not embroidered	365 873	4 481 002	6 934 652	84 484 985
5807900010	Non woven Labels, badges, and similar articles, not embroidered	14 490	182 837	324 667	2 785 169
5807900090	Labels, badges, and similar articles ofoth textile materials, not emt	83 423	938 557	1 374 843	15 347 379
5808101000	Braid combined with rubber threads, notembroidery, not knitted/c	589	11 393	22 407	234 650
5808109000	Braid not combined with rubber threads,not embroidery, not knitt	9 220	51 817	195 870	1 200 696
5808901000	Ornamental trimmings combined withrubber threads,not embroid	47 679	1 782 396	270 187	3 251 446
5808909000	Ornamental trimmings not comb. withrubber threads,not embroic	3 113	564 568	60 622	2 098 655
5809000000	Woven fabrics of metal thread & wovenfbrics of metallised yarn (14	361	127	5 598
5810100000	Embroidery without visible ground,inpiece, in strip, in motifs	7 604	111 437	66 084	979 239
5810910000	Embroidery of cotton with visible ground,in piece, in strip, in motif	79 689	1 143 279	1 184 980	14 689 259
5810920000	Embroidery of man-made fibres withvisible ground,in piece,in strip	11 518	136 414	117 141	1 140 710
5810990000	Embroidery of other textile materialswith visible ground,in piece, i	75 955	1 049 862	959 465	13 720 528
5811001000	Quilted textile products in the piece,ofwool/ fine/ coarse anml hair	7 056	98 735	129 486	1 455 843
5811009000	Quilted textile products in the piece,oth thn of wool/ fine/ coarse a	28 776	804 098	298 002	4 331 703
5901100000	Textile fabrics coated w gum/ amylaceused for covers books and	1 580	33 153	17 685	612 129
5901901000	Traching cloth	0	807	0	7 576
5901902000	Prepared painting canvas	4 015	36 749	19 558	178 729
5901909000	Buckram and similar stiffened textilefabrics for hat foundations	32 569	363 550	170 308	2 115 947
5902101100	Chafer fabrics,rubberised of nylon-6 yar	17 530	348 867	138 728	2 913 649
5902101900	Chafer fabrics,rubberised of nylonnot nylon-6 yarn	19 023	527 489	92 480	2 906 283
5902109100	Tyre cord fabrics of nylon or otherpolyamides of nylon-6 yarn	650 301	11 572 202	2 665 566	49 024 709
5902109900	Tyre cord fabrics of nylon or otherpolyamides of not nylon-6 yarn	333 160	6 788 608	1 584 813	33 619 088
5902202000	Chafer fabrics,rubberised of polyester	147 341	2 044 704	655 929	8 405 681
5902209100	Tyre cord fbrics of polyester,containingcotton	4 103	567 527	24 405	1 908 325
5902209900	Tyre cord fbrics of polyester, notcontaining cotton	455 227	6 440 002	1 773 100	26 460 636
5902909000	Other cord fabrics of high tenacity yarnof viscose rayon	8 628	110 269	143 118	1 536 855
5903100000	Textile fbrcs impregnated,coated,coveredwith polyvinyl chloride, r	3 856 011	44 389 638	4 021 577	56 619 425

I.3. IM POR M ENURUT KOM ODITI / IM PORT BY HS COM M ODITY
***** DESEM BER / DECEM BER 2014 *****

H S	Uraian Komoditi Commodity Description	Berat Bersih / Net Weight (Kg)		Nilai / Value C.I.F (US\$)	
		Bulan ini Current Month	Kumulatif Cum.Jan. to date	Bulan ini Current Month	Kumulatif Cum.Jan. to date
5903200000	Textile fbrcs impregnated,coated,coveredwith polyurethane, not 5	1 743 322	24 496 008	12 886 891	173 928 000
5903900010	Canvas type fabrics impregnated,coated,covered with nylon,polya	188 345	2 694 314	1 508 355	22 712 389
5903900090	Other textile fabrics impregnated,coated,covered with plastics, no	423 690	5 060 195	3 771 171	50 335 604
5904100000	Linoleum	4 256	34 326	19 459	169 138
5904900000	Floor coverings consist of a coating orcovering on a textile backing	942	26 199	11 122	283 905
5905001000	Textile wall coverings of wol/fine/coarse animal hair	35	162	3 229	14 844
5905009000	Textile wall coverings oth thn of wol/fine/coarseanimal hair	0	7 687	0	123 969
5906100000	Adhesive tape of a width <= 20cm, otherthan of heading 5902	125 642	706 298	800 566	7 498 953
5906910000	Other rubberised textile fabrics,knitted/crocheted, not heading 59	102 415	708 583	635 879	4 871 832
5906991000	Rubberised sheeting for hospital use,notknitted/crocheted, not he	0	38	0	840
5906999000	Other rubberised textile fabrics, notknitted/crocheted, not headin	77 735	550 396	677 997	4 461 157
5907001000	Fabrics impregnated,coated,covered withoil of oil-based preparati	655	30 772	5 621	244 983
5907003000	Textile fbrcs impregnated,coated,coveredwith fire resistant chemi	2 020	20 398	13 194	291 003
5907004000	Fabrics impregnated,coated,covered withflock velvet/flock textile	1 383	432 927	18 015	1 401 731
5907005000	Fabrics impregnated,coated,covered withwax, tar, bitumen or sim	0	438	0	1 422
5907006000	Fabrics impregnated,coated,covered withother subtances	77	4 721	463	66 546
5907009000	Painted canvas being thetrical scenery,studio back-cloths or the lik	3 554	94 413	54 917	1 480 236
5908001000	Wicks; incandescent gas mantles	2 858	21 057	8 400	55 140
5908009000	Tubular knitted gas mantle fabricstherefor	274	25 166	4 802	46 255
5909001000	Fire hoses	111 965	383 742	773 133	2 067 215
5909009000	Textile hosepiping & similar textiletubing other than fire hoses	3 969	58 502	60 805	2 547 818
5910000000	Transmission or conveyors belts orbelting, of textile material	1 683 925	4 893 267	3 273 367	17 527 169
5911100000	Textile fabrics, felt & felt-lined woven for card clothing or technica	550 461	4 859 794	6 796 965	59 578 035
5911200000	Bolting cloth	3 061	43 799	75 513	476 923
5911310000	Textile fabrics & felts used in paper-making machines; weighing < 1	50 026	388 922	850 996	13 271 494
5911320000	Textile fabrics & felts used in paper-making machines; weighing >=	449 858	1 171 535	3 748 997	44 188 663
5911400000	Straining cloth of a kind used in oil or the like including that of hum	8 656	119 326	118 927	1 769 376
5911901000	Gaskets and seals	2 694	29 427	49 329	617 244
5911909000	Other Textile products and articles fortechnical uses	182 196	2 595 864	803 903	15 683 445
6001100010	Long pile fabrics, unbleached, notmercerised, knitted/crocheted	0	688	0	15 989
6001100090	Long pile fabrics, bleached, mercerised,knitted/crocheted	108 984	801 297	466 060	4 526 220
6001210000	Looped pile fabrics of cotton, knitted/crocheted	66 613	832 736	898 673	8 882 946
6001220000	Looped pile fabric of man made fibres,knitted/crocheted	56 258	453 263	571 445	4 425 901
6001290000	Looped pile fabric of oth textile materiknitted/crocheted	46 564	560 409	302 341	4 055 497
6001910000	Other pile fabrics, of cotton, knitted/crocheted	17 941	232 133	144 201	1 966 169
6001922000	Pile fabrics of 100% polyester staplefibres, 63,5mm_width_76,2m	204 555	2 725 639	1 487 561	24 235 414
6001923010	Other pile fabrics, of man made fibres,cont elastomeric/ rubber ya	37	3 581	542	71 131
6001923090	Other pile fabrics, of man made fibres,cont elastomeric/ rubber ya	91 223	1 521 598	2 273 033	22 529 443
6001929010	Other pile fabrics, of man made fibres,not cont elstmric/ rubber ya	21	6 567	222	92 564
6001929090	Other pile fabrics, of man made fibres,not cont elstmric/ rubber ya	238 221	3 211 821	1 634 978	22 491 853
6001991100	Oth pile fbrcs of oth txtl mtrial contelstmric/ rubber yarn,unbleach	4	801	15	9 824
6001991900	Oth pile fbrcs of oth txtl mtrial not coelstmric/ rubber yarn,unbleac	1 274	32 815	16 521	351 683
6001999100	Oth pile fbrcs of oth txtl mtrial contelstmric/ rubber yarn,bleachd,n	24 738	92 681	71 113	276 962
6001999900	Oth pile fbrcs of oth txtl mtrial not coelstmric/ rubber yarn,bleachc	17 534	276 456	209 235	4 427 423
6002400000	Knitted/ crocheted fabrics;elastomeric>5%, width<30cm, not rubbr	549 881	4 055 246	5 559 358	40 180 206
6002900000	Knitted/ crocheted fabrics;elastomeric>5%, width<30cm, rubber th	1 904 664	18 800 670	17 294 617	173 748 206
6003100000	Knitted/ crocheted fabrics of wool/fineanimal hair, width<30cm, n	2 419	49 944	42 077	882 696
6003200000	Knitted/ crocheted fabrics of cotton,width<30cm, not 6001/6002	483 711	4 646 645	3 174 730	33 634 926
6003300000	Knitted/ crocheted fabrics of syntheticfibres, width<30cm, not 600	42 572	418 066	488 030	4 884 638
6003400000	Knitted/ crocheted fabrics of artificialfibres, width<30cm, not 6001	349	6 418	11 538	146 109
6003900000	Knitted/ crocheted fabrics of oth textilematerials, width<30cm, not	55 261	450 852	249 482	2 623 030
6004101000	Knitted/ croch. fabrics;5%<elastomeric_200%,width>30cm,not rub	804 497	12 208 255	8 326 191	103 391 732
6004109000	Knitted/ croch. fabrics;elastomeric>20%,width>30cm,not rubber th	2 460 305	32 132 403	11 273 614	133 186 412
6004900000	Knitted/ croch. fabrics;elastomeric>20%,width>30cm,rubber threa	284 949	2 095 316	2 892 422	24 324 497
6005210000	Warp knit fabrics of cotton othe than of heading 6001-6004	42 846	683 690	402 517	6 014 101
6005220000	Dyed warp knit fabrics of cotton othethan of heading 6001-6004	123 171	1 272 557	1 284 309	12 814 670
6005230000	Warp knit fabrics of cotton yarn of diffcolor oth than of heading 60	102 751	803 435	719 690	6 609 183
6005240000	Printed warp knit fabrics of cotton oththan of heading 6001-6004	0	17 014	0	125 921
6005311000	Wrp knit fbrc,of synthtc,bleach/no, swimwear,of polyester&polybr	15 835	260 964	157 020	2 922 941
6005319000	Wrp knit fbrc,of synthtc,bleach/no, oththn swimwr,of polyst&pol	360 036	2 904 811	2 062 827	20 831 797
6005321000	Warp knit fabrc,of synthtc,dyed, swimwer,of polyester&polybutylk	76 251	491 908	835 324	5 686 581
6005329000	Warp knit fabrc,of synthtc,dyed, oth thn swimwr,of polyst&polyb	495 145	4 100 823	4 536 187	35 905 823
6005331000	Wrp knit fbrc,of synthtc,yarn diff cls, swimwer,of polyester&polyt	18 925	97 289	169 765	795 604
6005339000	Wrp knit fbrc,of synthtc,yarn diff cls, oth thn swimwr,of polyst&f	8 132	16 232	68 438	185 688

I.3. IM POR M ENURUT KOM ODITI / IM PORT BY HS COM M ODITY
***** DESEM BER / DECEM BER 2014 *****

H S	Uraian Komoditi Commodity Description	Berat Bersih / Net Weight (Kg)		Nilai / Value C.I.F (US\$)	
		Bulan ini Current Month	Kumulatif Cum.Jan. to date	Bulan ini Current Month	Kumulatif Cum.Jan. to date
6005341000	Warp knit fabr,of synthc,printed, swimwr,of polyester&polybut	0	7 648	0	102 015
6005349000	Warp knit fabr,of synthc,printed, oththn swimwr,of polystr&poly	13 253	505 881	131 524	7 355 141
6005410000	Warp knit fabrics of artifical fibres ofthan of heading 6001-6004	0	199	0	2 705
6005420000	Dyed warp knit fabrics of artifical fibroth than of heading 6001-6004	31 895	232 784	351 210	2 645 107
6005430000	Warp knit fbr,of artfcl fbrs yarn ofdiff cls,oth than of heading 6001-6004	1 375	24 197	16 491	291 391
6005440000	Printed warp knit fabrics of artificalloth than of heading 6001-6004	0	9 239	0	67 445
6005901000	Oth warp knit fabrics of wool/fine anmlhair oth thn of heading 6001-6004	1 696	8 212	29 462	95 637
6005909000	Oth warp knit fabrics oth thn of wool/fine anml oth thn heading 6001-6004	33 752	591 763	451 967	6 462 094
6006100000	Other knitted/crocheted fabrics ofwool/fine animal hair	3 396	64 442	52 987	787 503
6006210000	Other knitted/crocheted fabrics ofcotton,bleached/ no bleached	213 854	1 460 359	1 552 677	11 268 782
6006220000	Other knitted/crocheted fabrics ofcotton,dyed	3 528 830	45 159 522	32 051 512	391 847 932
6006230000	Oth knit/crochtd fbr,of cotton ofyarn of dif color	51 205	670 517	552 170	6 129 356
6006240000	Other knitted/crocheted fabrics ofcotton,printed	106 848	946 828	1 461 018	8 794 297
6006311000	Oth knit/crochtd fbr,of nylon fibr,bleached/ no bleached	49 203	415 219	366 758	3 618 033
6006312000	Oth knit/crochtdfbr,of synthc fibr,elastis, bleached/ no bleached	37 862	283 460	431 317	2 880 952
6006319000	Oth knit/crochtdfbr,of synthc fibr,oth than nylon&elastis,bleach	249 568	2 432 577	1 990 345	22 928 449
6006321000	Oth knit/crochtd fbr,of nylon fibr,bleached/ no bleached	21 836	857 156	274 030	9 028 097
6006322000	Oth knit/crochtd fbr,of synthc fibr,elastis,dyed	1 812	123 879	36 813	1 622 903
6006329000	Oth knit/crochtd fbr,of synthc fibr,than nylon&elastis,dyed	821 630	8 322 618	12 687 223	85 687 702
6006331000	Oth knit/crochtd fbr,of synthc fibr,of yarn of dif colors,elastis	258	11 963	5 522	205 118
6006339000	Oth knit/crochtd fbr,of synthc fibr,of yarn of dif colors,not elas	14 583	108 962	194 934	1 613 338
6006341000	Oth knit/crochtd fbr,of synthc fibr,printed,elastis	17	49 023	112	474 390
6006349000	Oth knit/crochtd fbr,of synthc fibr,printed,not elastis	34 638	335 144	334 175	3 768 022
6006411000	Oth knit/crochtd fbr,of artificalfibr, elastis,bleached/ no bleache	0	1 390	0	4 257
6006419000	Oth knit/crochtd fbr,of artificalfibr, not elastis,bleached/ no blea	0	25 349	0	252 048
6006421000	Oth knit/crochtd fbr,of artificalfibr, elastis,dyed	115 631	587 997	1 143 957	5 580 290
6006429000	Oth knit/crochtd fbr,of artificalfibr, not elastis,dyed	111 421	1 341 770	812 301	10 257 217
6006439000	Oth knit/crochtd fbr,of artificalfibr of yarn of dif colors,not elas	2 155	25 083	19 572	267 268
6006441000	Oth knit/crochtd fbr,of artificalfibr, printed,elastis	10 537	18 454	29 520	93 658
6006449000	Oth knit/crochtd fbr,of artificalfibr, printed,not elastis	0	4 227	0	47 371
6006900000	Other knitted/crocheted fabrics ofother material	752 249	7 127 351	7 086 766	60 689 709
6101200000	Men's/ boy's ovr coats,car coat,capes,knittd/crochtd of cotton	980	21 879	34 149	597 151
6101300000	Men's/ boy's ovr coats,car coat,capes,knittd/crochtd of man-made	967	20 879	39 602	903 793
6101900000	Men's/ boy's ovr coats,car coat,capes,knittd/crochtd of oth textile	826	4 823	4 062	83 685
6102100000	Women's/ girl's ovr coats,car coat,capes,knittd/crochtd of wool/fir	108	507	3 619	34 919
6102200000	Women's/ girl's ovr coats,car coat,capes,knittd/crochtd of cotton	359	17 230	11 933	324 814
6102300000	Women's/ girl's ovr coats,car coat,capes,knittd/crochtd of man-ma	1 789	12 732	87 864	577 929
6102900000	Women's/ girl's ovr coats,car coat,capes,knittd/crochtd of oth texti	145	36 889	2 752	279 363
6103100000	Men's/ boy's suits knitted/crocheted	119	174 554	4 151	316 357
6103220000	Men's/ boy's ensembles of cotton,knitted/crocheted	16 835	69 622	23 088	111 230
6103230000	Men's/ boy's ensembles of synthc fibr,knitted/crocheted	0	409	0	20 087
6103290000	Men's/ boy's ensembles of oth textilematerial, knitted/crocheted	42	1 287	1 035	33 743
6103310000	Men's/ boy's jackets& blazers of wool/fine animal hair, knitted/croc	0	96	0	2 613
6103320000	Men's/ boy's jackets& blazers of cotton,knitted/crocheted	1 320	23 875	33 306	284 987
6103330000	Men's/ boy's jackets& blazers of synthc fibres, knitted/crocheted	894	43 614	29 415	455 305
6103390010	Men's/ boy's jackets& blazers of rami,linen or silk, knitted/crochete	16 831	32 390	319 592	627 462
6103390090	Men's/ boy's jackets& blazers of othertextile materials, knitted/croc	166	14 672	2 137	241 613
6103410000	Men's/ boy's trousers, breeches& shortsof wool/fine animal hair, kni	0	566	0	32 909
6103420000	Men's/ boy's trousers, breeches& shortsof cotton, knitted/crochete	4 307	57 363	113 292	1 149 970
6103430000	Men's/ boy's trousers, breeches& shortsof synthc fibres, knitted/cr	7 233	99 382	125 415	1 722 429
6103490000	Men's/ boy's trousers, breeches& shortsof oth textile material, kni	282	5 601	6 100	68 738
6104130000	Women's/ girl's suits of synthc fibr,knitted/crocheted	22 318	152 644	49 694	322 970
6104192000	Women's/ girl's suits of cotton,knitted/crocheted	32 264	343 353	44 883	548 208
6104199000	Women's/ girl's suits of oth textilematerial, knitted/crocheted	1	3 374	182	30 084
6104220000	Women's/ girl's ensembles of cotton,knitted/crocheted	5 440	12 298	7 308	26 859
6104230000	Women's/ girl's ensembles of synthc fibres,knitted/crocheted	0	20 122	0	32 205
6104290000	Women's/ girl's ensembles, of othertextile materials,knitted/croc	0	133	0	1 546
6104310000	Women's/ girl's jackets& blazers of wool/fine animal hair, knitted/c	0	44	0	9 155
6104320000	Women's/ girl's jackets& blazers ofcotton, knitted/crocheted	9 003	191 759	46 199	512 841
6104330000	Women's/ girl's jackets& blazers ofsynthetic fibres, knitted/crochet	3 805	215 325	42 040	646 239
6104390000	Women's/ girl's jackets& blazers of othertextile materials, knitted/crc	449	2 335	20 059	121 670
6104410000	Women's/ girl's dresses of wool/fineanimal hair, knitted/crochete	121	610	8 883	95 446
6104420000	Women's/ girl's dressed of cotton,knitted/crocheted	79 663	810 270	247 639	3 300 033
6104430000	Women's/ girl's dressed of syntheticfibres, knitted/crocheted	100 127	1 481 199	421 558	5 615 936

I.3. IM POR M ENURUT KOM ODITI / IM PORT BY HS COM M ODITY

*** DESEM BER / DECEM BER 2014 ***

H S	Uraian Komoditi Commodity Description	Berat Bersih / Net Weight (Kg)		Nilai / Value C.I.F (US\$)	
		Bulan ini Current Month	Kumulatif Cum.Jan. to date	Bulan ini Current Month	Kumulatif Cum.Jan. to date
6104440000	Women's/girl's dressed of artificialfibres, knitted/crocheted	2 736	39 508	142 924	1 991 028
6104490000	Women's/girl's dresses of othertextile materials, knitted/crocheted	263	2 340	3 584	84 766
6104510000	Women's/girl's skirts÷d skirtsof wool/fine animal hair, knitted/crocheted	29	103	675	6 039
6104520000	Women's/girl's skirts÷d skirtsof cotton, knitted/crocheted	12 703	102 534	36 068	647 711
6104530000	Women's/girl's skirts÷d skirtsof synthetic fibres, knitted/crocheted	22 794	230 641	170 030	1 836 980
6104590000	Women's/girl's skirts÷d skirtsof oth textile material, knitted/crocheted	1 416	15 682	68 368	653 595
6104610000	Women's/girl's trousers, breeches&shorts of fine animal hair,knitted/crocheted	2	209	697	17 420
6104620000	Women's/girl's trousers, breeches&shorts of cotton, knitted/crocheted	53 777	763 088	256 856	3 740 840
6104630000	Women's/girl's trousers, breeches&shorts of synthtc fibres, knitted/crocheted	113 827	1 871 977	451 098	5 670 641
6104690000	Women's/girl's trousers, breeches&shorts of oth textile mtrial,knitted/crocheted	1 723	26 314	73 044	906 718
6105100000	Men's/boy's shirts of cotton, knitted/crocheted	43 258	626 537	659 366	10 706 040
6105200010	Men's/boy's shirts of synthetic man-made fibres, knitted/crocheted	3 898	63 842	114 638	2 196 462
6105200090	Men's/boy's shirts of artificial man-made fibres, knitted/crocheted	14	461	770	19 857
6105900000	Men's/boy's shirts of other textilematerials fibres, knitted/crocheted	95	27 952	10 169	225 911
6106100000	Women's/girl's blous,shirt&shirt blousof cotton, knitted/crocheted	280 517	2 590 371	945 228	8 534 256
6106200000	Women's/girl's blous,shirt&shirt blousof man-made fibres, knitted/crocheted	171 699	2 408 013	511 885	6 787 749
6106900000	Women's/girl's blous,shirt&shirt blousof oth textile material, knitted/crocheted	8 093	282 597	62 572	1 418 308
6107110000	Men's/boy's underpants & briefs ofcotton, knitted/crocheted	9 603	231 695	215 685	2 512 306
6107120000	Men's/boy's underpants & briefs ofman-made fibres, knitted/crocheted	32 881	138 653	155 189	968 241
6107190000	Men's/boy's underpants & briefs ofoth textile material, knitted/crocheted	338	13 834	5 670	129 129
6107210000	Men's/boy's nightshirts & pyjamas ofcotton, knitted/crocheted	10 425	62 162	54 441	307 523
6107220000	Men's/boy's nightshirts & pyjamas ofman-made fibres, knitted/crocheted	10	5 229	159	25 070
6107290000	Men's/boy's nightshirts & pyjamas ofoth textile material, knitted/crocheted	98	688	497	37 069
6107910000	Men's/boy's bathrobes, dressing gowns of cotton, knitted/crocheted	28	426	322	8 522
6107990000	Men's/boy's bathrobes, dressing gowns of oth textile materials, knitted/crocheted	526	20 192	3 221	197 986
6108110000	Women's/girl's slips & petticoats ofman-made fibres, knitted/crocheted	5	1 155	59	78 141
6108193000	Women's/girl's slips & petticoats ofcotton, knitted/crocheted	2	438	10	23 238
6108199090	Women's/girl's slips & petticoats ofoth textile materials, knitted/crocheted	14	209	455	5 359
6108210000	Women's/girl's briefs & panties ofcotton, knitted/crocheted	830 739	4 829 397	1 060 709	7 412 895
6108220000	Women's/girl's briefs & panties ofman-made fibres, knitted/crocheted	35 632	620 107	147 145	2 482 224
6108290000	Women's/girl's briefs & panties ofoth textile materials, knitted/crocheted	1	5 406	130	31 437
6108310000	Women's/girl's nightdresses & pyjamasof cotton, knitted/crocheted	136 936	1 208 156	263 410	2 406 149
6108320000	Women's/girl's nightdresses & pyjamasof man-made fibres, knitted/crocheted	7 498	106 305	13 332	254 648
6108390000	Women's/girl's nightdresses & pyjamas of oth textile materials, knitted/crocheted	0	437	0	2 444
6108910000	Women's/girl's negliges,bathrobes,dressgowns of cotton, knitted/crocheted	112	3 658	2 871	43 687
6108920000	Women's/girl's negliges,bathrobes,dressgowns of man-made fibres, knitted/crocheted	609	3 521	7 785	67 471
6108990000	Women's/girl's negliges,bathrobes,dressgown of oth textile material, knitted/crocheted	1	851	7	5 282
6109101000	T-shirts, singlet&oth vests of cotton,knitted/crocheted for men/bc	85 210	1 332 778	1 018 236	16 263 372
6109102000	T-shirts, singlet&oth vests of cotton,knitted/crocheted for women	173 838	1 508 618	901 263	13 970 291
6109901000	T-shirts,singlet&oth vests of rami,linen,silk, knitted/crocheted for men	1	2 347	5	28 078
6109902000	T-shirts,singlet&oth vests of oth textilematerials, knitted/croch for men	15 485	191 153	521 208	6 901 184
6109903000	T-shirts,singlet&oth vests of oth textilematerials, knitted/croch for women	36 681	497 550	714 239	11 810 294
6110110000	Jerseys,pullovers,cardigans,waistcoat of wool, knitted/crocheted	971	129 669	53 360	2 357 387
6110120000	Jerseys,pullovers,cardigans,waistcoat of kashmir goats , knitted/crocheted	187	3 376	25 649	253 925
6110190000	Jerseys,pullovers,cardigans,waistcoat of oth wool/ fine animal hair	47	37 084	557	1 191 752
6110200000	Jerseys,pullovers,cardigans,waistcoat of cotton, knitted/crocheted	109 372	1 065 733	1 553 048	16 031 114
6110300000	Jerseys,pullovers,cardigans,waistcoat of man-made fibres, knitted/crocheted	28 133	367 008	960 179	10 105 707
6110900000	Jerseys,pullovers,cardigans,waistcoat of other textile materials, knitted/crocheted	101 226	569 713	1 055 286	5 883 562
6111200000	Babies garment&clothing accessories ofcotton, knitted/crocheted	14 800	132 074	407 591	3 470 196
6111300000	Babies garment&clothing accessories ofsynthtc fibres, knitted/crocheted	516	21 159	19 592	212 730
6111900000	Babies garment&clothing accessories ofoth textile material, knitted/crocheted	243	15 825	1 562	241 615
6112110000	Track suits of cotton knitted/crocheted	280	399	7 365	10 906
6112120000	Track suits of synthetic fibres knitted/crocheted	0	2 523	0	81 359
6112190000	Track suits of other textile materials,knitted/crocheted	0	58	0	434
6112310000	Men's/boy's swimwear of syntheticfibres, knitted/crocheted	3 607	17 082	135 644	782 510
6112390000	Men's/boy's swimwear of oth textilematerials, knitted/crocheted	0	80	0	1 789
6112410000	Women's/girl's swimwear of syntheticfibres, knitted/crocheted	2 804	42 580	146 514	1 993 900
6112490000	Women's/girl's swimwear of oth textilematerials, knitted/crocheted	5	2 411	9	28 956
6113001000	Divers' suits,made up of knitt/cochet,fabrics of heading 5903, 5906	623	3 812	16 409	64 449
6113003000	Garment for protection from fire made-up of knitt/cochet,head 5903	0	137	0	841
6113004000	Oth protective work garment made-up of knitt/cochet,head 5903	134	34 143	3 392	106 732
6113009000	Oth garment,made up of knitt/crochetfabrics of heading 5903,5906	2 816	13 679	7 065	71 910
6114200000	Oth garments of cotton, knitted/crocheted	434	11 544	15 623	392 843
6114302000	Oth garment for protection from fireof man-made fibres,knitted/crocheted	0	10	0	249

I.3. IM POR M ENURUT KOM ODITI / IM PORT BY HS COM M ODITY
***** DESEM BER / DECEM BER 2014 *****

H S	Uraian Komoditi Commodity Description	Berat Bersih / Net Weight (Kg)		Nilai / Value C.I.F (US\$)	
		Bulan ini Current Month	Kumulatif Cum.Jan. to date	Bulan ini Current Month	Kumulatif Cum.Jan. to date
6114309000	Oth garments of man-made fibres, knitted/ crocheted	1 996	32 330	76 994	876 027
6114900000	Oth garments of oth textile materials, knitted/ crocheted	46 473	234 929	519 141	3 985 443
6115101000	Stockings for varises veins of synthtic fibres, knitted/ crocheted	0	365	0	7 969
6115109000	Oth graduated compression hosiery, knitted/ crocheted	84	5 172	1 618	130 558
6115210000	Oth panty hose& tights of synthetic fibr, single yarn <67 decitex, knit	13	4 486	374	140 732
6115220000	Oth panty hose& tights of synthetic fibr, single yarn <67/>67 decitex	3 016	8 382	48 639	181 226
6115291000	Oth panty hose& tights of cotton, knitted/ crocheted	222	1 813	7 055	42 917
6115299000	Oth panty hose& tights of oth textile materials, knitted/ crocheted	2 134	14 712	18 511	136 355
6115301000	Oth women's full-length, knee-length hosiery of cotton, single yarn	0	45	0	2 698
6115309000	Oth women's full-length, knee-length hosiery of not cotton, single yarn	75	12 886	6 204	24 041
6115940000	Footwear without applied soles of wool/ fine animal hair, knitted/ croch	306	1 600	4 471	58 438
6115950000	Footwear without applied soles of cotton, knitted/ crocheted	23 030	144 598	193 813	1 705 081
6115960000	Footwear without applied soles of synthetic fibres, knitted/ crocheted	49 767	424 245	187 681	2 465 439
6115990000	Footwear without applied soles of oth textile material, knitted/ croch	2 881	29 786	13 571	196 459
6116101000	Divers' gloves, impregnated coated plastics/ rubbers, knit/ croch	0	864	0	30 237
6116109000	Gloves, mittens, mitts, impregnated coated plastics/ rubbers, knit/ cro	10 875	201 115	136 154	2 841 570
6116910000	Gloves, mittens, of wool/ fine animal hair not impregn coated plastic	26	211	1 663	5 025
6116920000	Gloves, mittens, of cotton not impregn coated plastics/ rubbers, knit	422	22 363	1 475	69 055
6116930010	Divers' gloves of synthetic fibres not impregn coated plastics/ rubb	534	4 526	4 113	38 474
6116930090	Gloves, mittens, of synthetic fibres not impregn coated plastics/ rub	13 876	100 803	88 726	951 386
6116990000	Gloves, mittens, of oth textile materials not impregn coated plastics	17	6 366	1 340	770 292
6117101000	Shawls, scarves, mufflers, mantillas& the like of cotton, knitted/ croch	8	786	121	59 937
6117109000	Shawls, scarves, mufflers, mantillas& the like of not cotton, knitted/ cro	17 736	197 549	246 347	1 813 799
6117801100	Ties, bow ties & cravats of wool/ fine animal hair, knitted/ crocheted	0	19	0	740
6117801900	Ties, bow ties & cravats of oth than wool/ fine animal hair, knitted/	17	7 289	1 046	185 225
6117802000	Wrist band, knee band/ anide band knitted/ crocheted	3 713	72 393	91 113	1 050 997
6117809000	Other clothing accessories, knitted/ crocheted	9 086	224 850	167 418	2 817 011
6117900000	Other parts of garment, knitted/ crocheted	28 605	313 249	430 801	3 275 016
6201110000	Men's/ boy's ovr coats, car coat, capes of wool/ fine animal hair oth t	676	3 834	32 914	202 589
6201120000	Men's/ boy's ovr coats, car coat, capes of cotton oth than of heading	574	2 853	22 279	142 236
6201130000	Men's/ boy's ovr coats, car coat, capes of man-made fibr oth than of	4 023	149 803	85 288	1 888 480
6201190010	Men's/ boy's ovr coats, car coat, capes of silk oth than of heading 62	0	1 577	0	4 662
6201190020	Men's/ boy's ovr coats, car coat, capes of rami oth than of heading 6	0	25	0	267
6201190090	Men's/ boy's ovr coats, car coat, capes of oth textl matr oth thn of h	77	32 468	271	79 033
6201910000	Men's/ boys' wind-cheaters, wind-jackets of wool/ fne animl hair oth	207	1 215	10 024	46 298
6201920000	Men's/ boys' wind-cheaters, wind-jackets of cotton oth than of head	679	21 802	34 089	734 481
6201930000	Men's/ boys' wind-cheaters, wind-jackets of man-made fibr oth thn	6 049	75 457	216 384	2 649 499
6201990010	Men's/ boys' wind-cheaters, wind-jackets of silk oth than of heading	0	6	0	4 377
6201990020	Men's/ boys' wind-cheaters, wind-jackets of rami oth than of headir	0	181	0	342
6201990090	Men's/ boys' wind-cheaters, wind-jackets of oth textl matr oth thn	5	6 640	24	164 211
6202110000	Women's/ girl's ovr coats, car coat, capes of wool/ fne animl hair oth	1 312	10 932	91 011	892 932
6202120000	Women's/ girl's ovr coats, car coat, capes of cotton oth than of head	437	10 549	27 950	393 921
6202130000	Women's/ girl's ovr coats, car coat, capes of man-made fibr oth thn	1 989	41 894	115 313	1 648 477
6202190010	Women's/ girl's ovr coats, car coat, capes of silk oth than of heading	4	14	883	9 794
6202190090	Women's/ girl's ovr coats, car coat, capes of oth textl matr oth thn c	9	758	755	18 733
6202910000	Women's/ girl's wind-cheaters, wind-jacket of wool/ fne animl hair o	165	1 490	7 283	74 106
6202920000	Women's/ girl's wind-cheaters, wind-jacket of cotton oth than of he	375	19 961	17 844	802 710
6202930000	Women's/ girl's wind-cheaters, wind-jacket of man-made fibr oth th	3 796	50 397	197 271	2 238 835
6202990010	Women's/ girl's wind-cheaters, wind-jacket of silk oth than of headir	0	13	0	6 868
6202990090	Women's/ girl's wind-cheaters, wind-jacket of oth textl matr oth thn	0	929	0	52 254
6203110000	Men's/ boy's suits of wool/ fine animal hair, not knitted/ crocheted	13	436	2 839	65 733
6203120000	Men's/ boy's suits of synthetic fibres, not knitted/ crocheted	0	9 655	0	83 967
6203191010	Men's/ boy's suits of cotton, printed by traditional batik process, no	0	2	0	46
6203191090	Men's/ boy's suits of cotton, not printed by trditional batik process, n	0	9 597	0	21 306
6203199019	Men's/ boy's suits of silk, not printed by trditional batik process, not	0	9	0	54
6203199090	Men's/ boy's suits of other textile mater not knitted/ crocheted	2	9 511	25	51 893
6203220010	Men's/ boy's ensembles of cotton, printed by trditional batik proces	0	57	0	1 854
6203220090	Men's/ boy's ensembles of cotton, not printed by trditional batik pro	0	2 894	0	35 965
6203230000	Men's/ boy's ensembles of synthetic fibres, not knitted/ crocheted	0	2 259	0	33 617
6203291000	Men's/ boy's ensembles of wool/ fine animal hair, not knitted/ croch	0	7	0	4 460
6203299000	Men's/ boy's ensembles of other textile material, not knitted/ croch	4	128	40	405
6203310000	Men's/ boy's jackets& blazers of wool/ fine animal hair, not knitted/	765	11 250	37 339	654 860
6203320090	Men's/ boy's jackets& blazers of cotton, not printed by trditional bat	4 892	65 462	123 171	1 379 613
6203330000	Men's/ boy's jackets& blazers of synthtcfibres, not knitted/ crochete	2 192	92 973	100 221	2 050 605

I.3. IM POR M ENURUT KOM ODITI / IM PORT BY HS COM M ODITY
***** DESEM BER / DECEM BER 2014 *****

H S	Uraian Komoditi Commodity Description	Berat Bersih / Net Weight (Kg)		Nilai / Value C.I.F (US\$)	
		Bulan ini Current Month	Kumulatif Cum.Jan. to date	Bulan ini Current Month	Kumulatif Cum.Jan. to date
6203390000	Men's/boy's jackets& blazers of othertextile material, not knitt/cro	213	6 724	7 566	338 740
6203410000	Men's/boy's trousers, breeches& shortsof wool/fine animal hair,nc	89 777	95 172	163 588	509 081
6203421000	Men's/boy's bib&brace overalls ofcotton, not knitted/crocheted	1 344	43 986	15 659	46 169
6203429000	Men's/boy's trousers, breeches& shortsof cotton, not knitted/croc	126 181	2 288 737	1 896 496	28 471 850
6203430000	Men's/boy's trousers, breeches& shortsof synthtc fibres,not knitt/c	11 392	184 696	377 839	5 870 488
6203490010	Men's/boy's trousers, breeches& shortsof silk, not knitted/crochet	1	4	144	739
6203490090	Men's/boy's trousers, breeches& shortsof oth textile material,not l	4 486	22 151	74 097	490 053
6204110000	Women's/girl's suits of wool/fineanimal hair,not knitted/crochete	0	621	0	47 792
6204120010	Women's/girl's suits of cotton, printedby trdtional batik pcess,not	0	1 047	0	13 929
6204120090	Female's suits of cotton, not printed bytraditional batik process	295	26 369	751	53 675
6204130000	Female's suits of synthetic fibres	523	10 054	798	23 202
6204190011	Female's suits of silk, printed bytraditional batik process	0	3	0	69
6204190019	Female's suits of silk, not printed bytraditional batik process	2	1 133	40	2 279
6204190090	Female's suits of oth textiles, not silk	24	106	68	1 224
6204210000	Female's ensembles of wool/fine animalhair	0	5	0	3 549
6204220090	Female's ensembles of cotton, notprinted by tradtional batik proci	0	345	0	9 469
6204230000	Female's ensembles of synthetic fibres	0	69	0	2 497
6204290090	Female's ensembles of other textiles,not silk	0	2 559	0	36 734
6204310000	Female's jackets & blazers of wool/fineanimal hair	14	1 325	3 263	168 648
6204320090	Female's jackets & blazers of cotton,not printed by traditional bati	3 392	73 968	75 339	1 161 122
6204330000	Female's jackets & blazers of syntheticfibres	3 508	158 452	130 162	2 165 601
6204390019	Female's jackets and blazers of silk,not printed by traditional batik	27	117	9 394	31 603
6204390090	Oth female's jackets and blazers of othtextiles, not silk	391	7 737	28 212	523 335
6204410000	Female's dresses of wool/fine animalhair	226	1 075	18 429	159 562
6204420090	Female's dresses of cotton, not printedby tradtional batik process	19 684	355 034	185 577	3 211 644
6204430000	Female's dresses of synthetic fibres	26 708	928 301	577 732	8 311 439
6204440000	Female's dresses of artificial fibres	3 739	56 699	213 206	3 218 422
6204490019	Female's dresses of silk, not printed bytradtional batik process	173	2 883	32 357	476 457
6204490090	Female's dresses of oth textiles, not silk and not by tradtional batik	32	40 475	2 534	304 878
6204510000	Female's skirts & divided skirts of wool/fine animal hair	33	997	3 996	107 837
6204520010	Female's skirts & divided skirts ofcotton, printed by traditional bat	0	32	0	1 339
6204520090	Female's skirts & divided skirts ofcotton, not by traditional batik p	9 814	132 529	79 583	1 788 967
6204530000	Female's skirts & divided skirts ofsynthetic fibres	9 479	153 838	237 255	3 151 506
6204590019	Female's skirts & divided skirts of silk, not by traditional batik proc	5	192	614	44 373
6204590090	Female's skirts & divided skirts of othtextiles,not silk	536	13 661	26 201	730 155
6204610000	Female's trousers/bib&brace overall/breeches/ shorts of wool/fine	12	700	3 286	95 063
6204620000	Female's trousers/bib&brace overall/breeches/ shorts of cotton	162 703	2 146 312	1 776 669	26 339 144
6204630090	Female's trousers/shorts/ etc of synthtcfibers not for clothing avia	27 104	282 236	386 462	4 818 086
6204690000	Female's trousers/shorts/ etc of oth woolor fine animal hair and co	2 814	54 595	152 433	2 441 825
6205200010	Male's shirts of cotton, printed bytraditional batik process	0	449	0	34 585
6205200090	Male's shirts of cotton, not printed bytraditional batik process	56 576	723 068	1 163 517	17 400 215
6205300000	Male's shirts of man-made fibres	2 128	56 329	47 851	963 084
6205901000	Male's shirts of oth textiles of wool orfine animal hair	0	425	0	4 749
6205909011	Male's shirts of silk, printed bytraditional batik process	0	6	0	2 596
6205909019	Male's shirts of silk, not printed bytraditional batik process	0	812	0	26 911
6205909090	Male's shirts of oth wool or fine animalhair, not silk	80	32 006	4 943	994 494
6206100090	Female's blouses/ shirts/ shirt blouses of silk/waste, not by trad bati	1 119	12 832	96 578	1 266 666
6206200000	Female's blouses/ shirts/ shirt blouses of wool/fine animal hair	43	162	3 492	28 416
6206300010	Female's blouses/ shirts/ shirt blouses ofcotton, by traditional batik	41	205	482	8 037
6206300090	Female's blouses/ shirts/ shirt blouses ofcotton, not by traditional b	114 480	1 379 923	552 312	9 843 584
6206400000	Female's blouses/ shirts/ shirt blouses ofman-made fibres	54 796	646 035	1 112 953	16 223 928
6206900000	Female's blouses/ shirts/ shirt blouses ofoth textiles	1 336	19 574	57 374	1 112 436
6207110000	Male's underpants & briefs of cotton	459	4 407	28 207	184 431
6207190000	Male's underpants & briefs of othtextiles, not cotton	0	4 053	0	38 213
6207210010	Male's nightshirts & pyjamas of cotton,printed by traditional batik	0	184	0	3 768
6207210090	Male's nightshirts & pyjamas of cotton,not printed by traditional b	292	3 524	3 535	33 435
6207220000	Male's nightshirts & pyjamas of manmade fibres	0	267	0	13 911
6207910000	Male's wear, not underpants/briefs/ nightshirts/pajamas of cotton	4 627	5 317	22 442	41 595
6207991000	Male's wear, not underpants/briefs/ nightshirts/pajamas of man-m	0	220	0	7 616
6207999000	Male's wear, not underpants/briefs/ nightshirts/pajamas of oth te	11	14 827	129	62 799
6208110000	Female's slips & petticoats of man-made fibres	4	104	78	3 893
6208190000	Female's slips & petticoats of othertextiles	3 005	3 384	65 942	69 180
6208210090	Female's nightdresses & pajamas ofcotton, not by traditional batik	471	23 625	14 126	113 431
6208220000	Female's nightdresses & pajamas of manmade fibres	33	5 359	763	36 001

I.3. IM POR M ENURUT KOM ODITI / IM PORT BY HS COM M ODITY
***** DESEM BER / DECEM BER 2014 *****

H S	Uraian Komoditi Commodity Description	Berat Bersih / Net Weight (Kg)		Nilai / Value C.I.F (US\$)	
		Bulan ini Current Month	Kumulatif Cum.Jan. to date	Bulan ini Current Month	Kumulatif Cum.Jan. to date
6208290019	Female's nightdresses & pajamas of silk,not printed by traditional	0	45	0	4 945
6208290090	Female's nightdresses & pajamas, notcotton & oth textiles	3	16	255	615
6208910011	Female's negliges of cotton printed bytraditional batik process	21	447	619	8 165
6208910019	Female's negliges of cotton not printedby traditional batik process	0	49	0	1 608
6208910090	Oth female's negliges of cotton	326	17 678	4 209	115 809
6208920019	Female's negliges of man made fibres,not printed by traditional ba	41	635	723	17 690
6208920090	Oth female's wear of cotton, notnegliges	261	16 951	7 355	199 321
6208991000	Female's wear of oth textiles of wool orfine animal air	0	5	0	1 511
6208999000	Female's wear of oth textiles, not woolor fine animal air	8	331	2 242	22 718
6209203000	Babies' t-shirts, shirts, pajamas,same items of cotton	312	9 504	9 470	261 521
6209209010	Babies' suits, pants and same items ofcotton, not t-shirts/ shirts/pa	1 393	17 398	35 120	432 397
6209209090	Oth babies' suits, pants and same itemsof cotton, not t-shirts/shir	34 361	531 701	124 839	1 298 405
6209301000	Babies' suits, pants & same items ofsynthetic fibres	1	5 619	2	51 886
6209303000	Babies' t-shirts,shirts, pajama, & sameitems of synthetic fibres	0	694	0	20 604
6209304000	Babies' clothing accessories ofsynthetic fibers	25	1 324	341	35 746
6209309000	Babies' garments of synthetic fibers,not suits/pants/t-shirts/ shirts/	2 448	39 576	49 585	721 666
6209900000	Babies garments & clothing acc of othtextiles, not cotton/synthetic	0	923	0	29 159
6210101100	Work protective grmnt of chemicals/ radiation/ fire from fabrics of	186	2 178	3 557	51 852
6210101900	Work protective grmnt of oth hazardsubstances from fabrics of 56	131	5 136	954	50 975
6210109000	Garment from fabric 5602/5603, not forwork protective	87	18 463	1 530	185 138
6210202000	Oth garmnt of subhead 620111-620119,protective work from fire	0	89	0	7 841
6210204000	Oth garmnt of subhead 620111-620119,of oth protective work	0	10 131	0	110 720
6210209000	Oth garmnt of subhead 620111-620119,for protective work from c	94	1 540	1 239	82 643
6210302000	Oth garmnt of subhead 620211-620219,protective work from fire	38	38	200	200
6210304000	Oth garmnt of subhead 620211-620219,of oth protective work	410	1 161	1 380	2 954
6210309000	Oth garmnt of subhead 620211-620219,for protective work from c	1 433	14 344	18 905	271 397
6210401000	Oth male garmnt of 5602/03;5903/06/07for protect work from fir	74	17 293	1 509	84 449
6210409000	Oth male garmnt of 5602/03;5903/06/07for protect work from ot	2 922	40 678	129 657	1 152 817
6210501000	Oth female garmnt of 5602/03;5903/06/07for protect work from f	0	2	0	45
6210502000	Oth female garmnt of 5602/03;5903/06/07for protect work from c	0	530	0	20 510
6210509000	Oth female garmnt of 5602/03;5903/06/07for protect work from c	2 418	118 566	81 424	1 801 158
6211110000	Male's swimwear	761	22 875	37 489	666 241
6211120000	Female's swimwear	8 936	170 602	90 989	1 850 738
6211200000	Garments ski suits for male and female	1	81	661	1 110
6211321000	Oth male's garments of cotton forrencing/wrestling	252	252	2 878	2 878
6211329000	Oth male's garments of cotton not forrencing/wrestling/pilgrimag	959	19 199	30 048	140 913
6211332000	Oth male's garments of man-made fibresto protect from fire	0	78	0	79
6211339000	Oth male's garments of man-made fibresto protect from oth hazar	278	35 446	20 568	338 173
6211391000	Oth male's garments of syhntetic fibresfor rencing/wrestling	0	8	0	111
6211399000	Oth male's garments of syhntetic fibresto protect from oth hazard	0	2 559	0	21 205
6211421000	Oth female's garments of cotton forrencing/wrestling	755	1 963	14 030	34 061
6211429000	Oth male's garments of cotton not forrencing/wrestling/prayer clc	770	15 146	15 310	378 863
6211431000	Oth female's garmnt of man-made fibresfor surgical gowns	1	8	34	64
6211435000	Oth female's garmnt of man-made fibresto protect from chemical	0	26	0	3 742
6211439000	Oth female's garmnt of man-made fibresnot for subhead 6211431	3 640	93 729	176 302	3 201 848
6211491000	Oth female's garmnt of oth textiles forrencing/wrestling	0	255	0	1 536
6211494000	Oth female's garmnt of wool/fine animalhair	0	95	0	1 512
6211499000	Oth female's garmnt of oth textiles notfor forrencing/wrestling/pr	159	2 464	7 169	186 359
6212101000	Brassieres of cotton, not knitted/crocheted	10 683	297 800	187 730	3 391 058
6212109000	Brassieres of oth textiles, not knitted/crocheted	136 889	5 311 646	1 306 897	18 831 346
6212201000	Girdles & panty-girdles of cotton, notknitted/crocheted	0	2	0	26
6212209000	Girdles & panty-girdles of ot textilematerials, not knitted/crochete	5 845	7 310 152	213 362	1 926 670
6212301000	Corsets of cotton, not knitted/crocheted	2	17	8	1 239
6212309000	Corsets of oth textile materials, notknitted/crocheted	832	14 803	3 925	222 872
6212901100	Suspenders/ garters/ braces of cotton fortreatment of scar tissue&	0	2 280	0	27 492
6212901900	Suspenders/ garters/ braces of cotton notfor treatment scar/athleti	2 066	8 683	81 961	257 325
6212909100	Suspenders/ garters/ braces of oth txtilesfor trtment of scar tissue&	0	15	0	423
6212909200	Suspenders/ garters/ braces of oth txtilesfor athletic supporters	0	23 530	0	513 868
6212909900	Suspenders/ garters/ braces of oth txtilesnot for treatment scar/atf	49 963	3 170 051	1 029 961	11 484 136
6213201000	Handkerchiefs of cotton, printed bytraditional batik process	0	2	0	113
6213209000	Handkerchiefs of cotton, not printed bytraditional batik process	476	52 788	7 388	89 785
6213901900	Handkerchiefs of silk/waste, not printedby traditional batik proces	11	185	574	8 753
6213909900	Handkerchiefs of oth textiles not silk/waste, not by traditional bati	9	2 389	276	7 928
6214109000	Syals/ scarves/ mufflers/ mantillas/ veils of silk/waste, not by trad ba	771	4 861	26 137	492 768

I.3. IM POR M ENURUT KOM ODITI / IM PORT BY HS COM M ODITY
***** DESEM BER / DECEM BER 2014 *****

H S	Uraian Komoditi Commodity Description	Berat Bersih / Net Weight (Kg)		Nilai / Value C.I.F (US\$)	
		Bulan ini Current Month	Kumulatif Cum.Jan. to date	Bulan ini Current Month	Kumulatif Cum.Jan. to date
6214200000	Syals/ scarves/ mufflers/ mantillas/ veilsof wool/ fine animal hair	235	1 548	15 436	169 278
6214301000	Syals/ scarves/ mufflers/ mantillas/ veilsof synth fibres, by trad batik	0	2	0	62
6214309000	Syals/ scarves/ mufflers/ mantillas/ veilsof synth fibres, not by trad b	301 233	2 913 899	283 003	4 804 606
6214409000	Syals/ scarves/ mufflers/ mantillas/ veilsof artificial fibres, not trad b	440	55 476	22 479	494 892
6214909000	Syals/ scarves/ mufflers/ mantillas/ veilsof oth textiles, not by trad b	250	39 646	7 622	387 577
6215101000	Ties/ bow ties/ cravats of silk/ waste,printed by traditional batik pro	0	938	0	3 482
6215109000	Ties/ bow ties/ cravats of silk/ waste,not printed by traditional batik	395	6 205	25 122	314 211
6215209000	Ties/ bow ties/ cravats of man-made fibres, not printed by tradition	1 490	6 482	54 210	173 808
6215909000	Ties/ bow ties/ cravats of oth textiles,not printed by traditional bati	50	4 356	1 338	35 633
6216001000	Protective work gloves, mittens & mitts	20 441	153 246	34 333	488 619
6216009100	Oth gloves, mittens & mitts of wool/ fineanimal hair	0	592	0	3 131
6216009200	Oth gloves, mittens & mitts of cotton	177	11 052	3 122	36 497
6216009900	Oth gloves, mittens & mitts not wool/ fine animal hair/ cotton	581	22 548	3 129	656 018
6217101000	Accesories of oth made up clothing, oththan hd 6212 for judo belt.	2 705	167 317	59 531	3 630 848
6217109000	Accesories of oth made up clothing, oththan hd 6212, not for judo	55 265	622 591	1 931 803	10 979 824
6217900000	Parts of garments or clothing accssories oth than of heading 6212	71 348	703 615	1 317 421	13 294 083
6301100000	Electric blankets	0	13 250	0	192 401
6301200000	Blankets (not electric) & trvelling rugsof wool/ fine animal hair	329	1 024	2 798	42 484
6301300090	Blankets (not electric) & trvelling rugsof cotton	29 257	208 297	29 586	709 591
6301400010	Blankets (not electric) & trvelling rugsof synthtc fibres of nonwove	12	36 495	3	175 379
6301400090	Blankets (not electric) & trvelling rugsof synthtc fibres of woven fa	364 671	3 113 352	937 659	6 562 993
6301900010	Oth blankets & travelling rugs, nonwoven fabrics of nonwoven fab	0	272	0	4 021
6301900090	Oth blankets & travelling rugs of wovenfabrics	27 008	117 885	34 353	558 590
6302100000	Bed linen, knitted/ crocheted	750	15 154	7 311	98 971
6302210000	Oth bed linen of cotton, printed	38 214	121 048	416 740	1 565 424
6302221000	Oth bed linen of man-made fibres ofnonwoven fabrics, printed	0	375	0	5 104
6302229000	Oth bed linen of man-made fibres ofwoven fabrics, printed	6 878	189 087	64 199	1 649 145
6302290000	Oth bed linen of oth textiles, printed	8	673	167	16 861
6302310000	Oth bed linen of cotton, not printed	26 297	152 905	297 964	1 815 466
6302329000	Oth bed linen of man-made fabrics ofwoven fabrics	6 861	97 388	76 359	1 087 139
6302390000	Oth bed linen of oth textiles, notprinted	0	677	0	10 564
6302400000	Table linen, knitted or crocheted	463	5 488	3 289	280 418
6302510090	Oth table linen of cotton, not printedby traditional batik process	493	7 814	6 235	198 779
6302530000	Oth table linen,of man-made fibres	5 839	51 706	76 849	292 593
6302590000	Oth table linen,of oth textiles	802	10 047	3 983	48 668
6302600000	Toilet& kitchen linen of terry towelling/ similar terry fabrics of cott	152 842	2 058 836	373 789	3 413 943
6302910000	Oth linen not for bed, table, toilet & kitchen of cotton	1 991	18 936	18 981	194 352
6302930000	Oth linen not for bed, table, toilet & kitchen of man-made fibres	15 424	238 572	88 425	1 350 544
6302990000	Oth linen not for bed, table, toilet & kitchen of oth textiles	374	12 437	1 355	66 426
6303120000	Curtains (inc drapes) & int blinds/ bedvalances of synth fibres, knitt	6 815	53 755	74 027	450 134
6303191000	Curtains (inc drapes) & int blinds/ bedvalances of cotton, knitted/ c	0	22	0	3 515
6303199000	Curtains (inc drapes) & int blinds/ bedvalances of oth cotton, knitte	9 207	38 700	27 514	156 416
6303910000	Curtains (inc drapes) & int blinds/ bedvalances of cotton, not knitte	1 729	8 118	16 527	88 069
6303920000	Curtains (inc drapes) & int blinds/ bedvalances of synth fibres, not l	15 773	146 016	177 955	1 139 796
6303990000	Curtains (inc drapes) & int blinds/ bedvalances of oth textiles, not k	5 577	29 065	46 932	150 666
6304110000	Bedspreads, knitted/ crocheted	3 284	6 177	42 354	81 782
6304191090	Bedspreads of cotton, not printed bytraditional batik process	632	6 259	6 106	58 100
6304192000	Bedspreads of nonwoven, not knitted/ crocheted	359	6 246	4 050	61 060
6304199000	Bedspreads from woven, not knitted/ crocheted and not from cott	219	812	2 543	9 140
6304911000	Mosquito nets, knitted/ crocheted	16	20 531	332	184 677
6304919000	Oth furnishing artcl, not bedspread/ mosquito nets, knitted/ croche	177	827	1 437	8 759
6304920000	Oth furnishing artcl of cotton, notbedspread & not knitted/ croche	5 000	42 233	41 813	492 531
6304930000	Oth furnishing artcl of synthetic fibres, not bedspread & not knitte	10 196	107 629	92 571	727 706
6304990000	Oth furnishing artcl of oth textiles,not bedspread & not knitted/cro	308	32 570	3 835	298 551
6305101100	New sacks & bags of jute for packinggoods	508 720	10 192 540	364 989	7 817 618
6305101900	New sacks & bags of oth textiles bastfibres of hd 5303 for packing	13 580	89 716	86 473	937 583
6305102900	Used sacks & bags of oth textiles bastfibres of hd 5303 for packing	0	211	0	1 044
6305200000	Sack& bag of cotton for packing goods	3 386	43 685	66 385	1 299 361
6305321000	Flxible intrmdiate bulk containrs ofsynthetic textiles, nonwoven	121	38 112	2 299	159 010
6305329000	Flxible intrmdiate bulk cntainrs of syntxtiles, nonwoven & not knit	168 019	1 012 721	707 320	4 430 275
6305332000	Sack& bag of polyethylene/ polypropylenestrip/ same items of wove	0	5 465	0	8 739
6305339000	Sack& bag of polyethylene/ polypropylenestrip, not knitted/ croche	27 553	504 736	111 229	1 524 611
6305391000	Oth sack& bag of synthetice textils of nonwoven	0	1 237	0	11 563
6305392000	Oth sack& bag of synthetice textils, knitted/ crocheted	0	79	0	4 275

I.3. IM POR M ENURUT KOM ODITI / IM PORT BY HS COM M ODITY
***** DESEM BER / DECEM BER 2014 *****

H S	Uraian Komoditi Commodity Description	Berat Bersih / Net Weight (Kg)		Nilai / Value C.I.F (US\$)	
		Bulan ini Current Month	Kumulatif Cum.Jan. to date	Bulan ini Current Month	Kumulatif Cum.Jan. to date
6305399000	Oth sack&bag of synthetice textiles of woven & not knitted/crochet	14	18 191	491	127 347
6305909000	Sacks & bags of oth textiles not hemp/coconut (coir) of heading 53	0	8 366	0	325 724
6306120000	Tarpaulins, awnings & sunblinds ofsynthetic fibres	16 011	185 520	40 840	656 121
6306191000	Tarpaulins, awnings & sunblinds of othtextiles of coir fibres of hea	0	6	0	109
6306199000	Tarpaulins, awnings & sunblinds of othtextiles, not coir fibres/ cott	32 147	107 853	40 486	143 438
6306220000	Tents of synthetic fibres	35 691	310 141	76 748	1 026 295
6306299000	Tents of oth textiles, oth than cotton	1 656	58 419	4 341	424 444
6306300000	Sails for boats/ sailboards/ landcraft	182	6 298	1 202	165 163
6306401000	Pneumatic mattresses of cotton	0	8 204	0	25 716
6306409000	Pneumatic mattresses, oth than cotton	0	75 754	0	272 933
6306900010	Camping goods of cotton	0	96	0	811
6306900091	Camping goods of oth textiles ofnonwoven	0	1	0	22
6306900099	Camping goods of oth textiles of woven	2 589	7 189	99 003	218 989
6307101000	Floor/dish/similar cleaning clothes ordusters of nonwoven	95	9 269	1 773	161 489
6307102000	Floor/dish/similar cleaning clothes ordusters of felt	37	88	444	1 448
6307109000	Floor/dish/similar cleaning clothes ordusters woven oth than felt	50 529	624 366	419 885	4 978 426
6307200000	Life-jackets & life-belts	6 610	83 764	93 307	695 154
6307903000	Umbrella covers in triangular piece	0	368	0	1 225
6307904000	Surgical masks	12 311	42 898	64 562	615 058
6307906100	Harnesses safety suitable for industrialuse	234	21 986	1 965	167 263
6307906900	Harnesses safety suitable not forindustrial use	6 710	77 383	83 664	906 950
6307907000	Fans and handscreens	0	69	0	734
6307909000	Oth made up artcils, not umbrella covers/ surgical masks/ harnesse	64 420	916 411	889 681	11 592 798
6308000000	Sets, consist of woven fabric&yarn w/ oaccessories txtiles articles f	31 156	129 087	251 590	1 128 856
6309000000	Worn clothing & oth worn articles.	3 579	24 028	28 913	93 546
6310101000	Used/ new rags, sorted	0	2	0	6
6310109000	Scrap twine/ cordage/ rope/ cbles worn outarticles of those, sorted	295	163 647	161	70 771
6310901000	Used/ new rags, unsorted	0	2	0	3
6310909000	Scrap twine/ cordage/ rope/ cbles worn outarticles of those, unsorted	1 327	2 155	9 692	12 549
6401100000	Waterproof footwear incorp protectivemetal toe-cap with outer s	26 784	324 146	55 605	453 509
6401920000	Oth waterproof footwear, covering theankle but not cover the kne	12 314	205 454	19 572	269 818
6401990000	Oth waterproof footwear with outer solesplastic by stiching, riveti	17 814	46 856	63 301	811 925
6402120000	Ski-boots/ cross-country ski-footwear/ snowboard boot with upper	0	1 916	0	5 280
6402199000	Sports footwear not for wrestling/ski/ same items with upper of ru	108 299	1 120 041	1 622 918	16 763 465
6402200000	Footwear with upper straps/ thongsassembled to the sole by mear	0	116 720	0	540 484
6402911000	Diving boots covering the ankle withupper of rubber/ plastics	0	6 281	0	81 199
6402919100	Oth diving boots cover the ankle incorpprotective metal toe-cap, r	1 669	23 309	32 866	438 918
6402919900	Oth diving boots cover the ankle notincorp protct mtl toe-cap, ru	20 868	339 648	93 719	2 852 958
6402991000	Oth footwear not cover the ankle incorpprotect metal toe-cap, ru	0	22 909	0	315 060
6402999000	Oth footwear not cover the ankle & notincorp protct mtl toe-cap	1 765 385	23 252 672	4 415 879	74 442 957
6403120000	Ski-boots, cross-country ski footwear & snowboard boot, with uppr	0	6 083	0	10 728
6403191000	Sports footwear fitted with spikes,cleats or the same item, leather	5	14 728	765	476 972
6403192000	Sports footwear for riding boots orbowling shoes, leathers	0	3 393	0	6 727
6403199000	Sports footwear not fitted with spikes/ bowling/ wrstling/ weight lifi	38 815	422 595	726 430	8 411 147
6403200000	Footwear, outer soles of leather, uppersof leather straps accros,in	15	338	64	2 659
6403400000	Oth footwear incorp protect metal toecap with upper of leathers	178 192	2 068 777	1 376 006	20 898 779
6403510000	Oth footwear with outer sole of leathercovering the ankle	19	1 431	5 614	165 486
6403590000	Oth footwear with outer sole of leather,not covering the ankle	593	20 123	95 542	1 738 217
6403910000	Oth footwear, not for sprts/ incorp metaltoe-cap protect, covering	31 033	311 324	387 428	5 963 691
6403990000	Oth footwear, not for sprts/ incorp metaltoe-cap protect, not cove	141 594	1 373 514	3 144 341	32 702 657
6404111000	Sports footwear with outer sole rubbr/ plstc, with spike/ cleat	0	1 230	0	39 793
6404119000	Sports footwear not fitted with spikes/ wrstling/ weight lifting/ the l	91 004	948 003	1 754 316	18 061 436
6404190000	Oth sports footwear for oth purposedwith outer soles of rubber/ j	63 865	3 677 488	1 092 206	25 506 368
6404200000	Oth footwear with outer soles of leather/ composition leather	24 019	65 364	239 313	804 190
6405100000	Oth footwear, with uppers of leather/ composition leather	0	417	0	5 438
6405200000	Oth footwear, with uppers of textiles	37	44 784	732	682 249
6405900000	Oth footwear, with upper of ith leather/ composition leather/ textil	49 853	600 286	152 655	2 319 514
6406101000	Uppers & parts thereof, oth than stiffeners of metal toe-caps	22 349	622 498	91 541	2 391 992
6406109000	Uppers & parts thereof, oth than stiffeners & not fitted with metal	181 655	2 292 281	3 059 891	34 291 937
6406200000	Parts of footwear with outer soles & heels, of rubber/ plastics	772 686	8 924 215	6 638 816	78 116 351
6406901000	Parts of footwear of wood	10	8 237	84	50 712
6406902100	Oth parts of footwear of metal of iron/ steel	19 474	315 972	41 498	895 376
6406902910	Oth parts of footwear of metal of copper	0	8 554	0	69 908
6406902990	Oth parts of footwear of oth metal, notiron/ steel/ copper	1 070	95 471	72 546	1 808 191

I.3. IM POR M ENURUT KOM ODITI / IM PORT BY HS COM M ODITY
***** DESEM BER / DECEM BER 2014 *****

H S	Uraian Komoditi Commodity Description	Berat Bersih / Net Weight (Kg)		Nilai / Value C.I.F (US\$)	
		Bulan ini Current Month	Kumulatif Cum.Jan. to date	Bulan ini Current Month	Kumulatif Cum.Jan. to date
6406903100	Oth parts of footwear of rubber/plasticin-soles	144 064	1 123 841	2 553 210	17 328 778
6406903200	Oth parts of footwear of rubber/plasticcomplete-soles	9 329	84 066	298 089	1 384 657
6406903900	Oth parts of footwear of rubber/plasticout-soles	67 430	1 500 033	816 811	15 580 550
6406909100	Oth parts of footwear of oth materialsfor gaiters/leggings/ same it	3 249	43 857	41 545	383 114
6406909900	Oth parts of footwear of oth materialsnot for gaiters/leggings/sam	395 132	3 717 960	4 496 268	41 424 136
6501000000	Hat-forms/bodies,hood of felt,not blockshape, not brims, plateou	682	5 369	6 308	46 028
6502000000	Hat-shapes, plaited by assembling stripof any material, no block sh	0	97	0	13 757
6504000000	Hats&oth headgear/plaited by assemblingstrips of any material, tr	3 565	123 878	25 062	920 320
6505001000	Hats&oth headgear of a kind used forreligious purposes, knitted/c	2 443	52 796	41 677	333 257
6505002000	Hats&oth headgear, knitt/crochet, hair-nets, knitted/crocheted	5 030	69 427	104 799	1 361 936
6505009000	Oth hats&oth headgear, not for hair-nets/ religious purposes, knitt	30 599	314 087	324 619	3 660 432
6506101000	Protective helmets for motocyclistswhether/not lined/trimmed	6 548	70 543	25 663	831 767
6506102000	Industrial safety & firefighters helmets, excl steel helmets whethe	23 404	284 073	136 404	2 006 478
6506103000	Steel helmets safety	1 199	2 752	98 432	232 016
6506104000	Water polo headgear	0	297	0	4 383
6506109000	Oth safety headgear, not for motocyclist/industrial/firefighters/stc	17 080	277 349	193 903	2 549 977
6506910000	Oth headgear of rubber/of plastics	1 383	59 974	30 026	206 766
6506991000	Oth headgear of furskin	0	42 756	0	375 569
6506999000	Oth headger of oth materials, notfurskin	1 496	59 428	35 353	904 272
6507000000	Head-band,lining,cover,hat foundation,hat frame,peak&chinstrap,	35 056	302 521	125 811	1 660 218
6601100000	Garden/ similar umbrellas	37 599	647 326	61 150	814 285
6601910000	Umbrellas & sun umbrellas having atelescopic shaft	376 362	1 708 086	270 783	1 195 382
6601990000	Umbrellas & sun umbrellas not having atelescopic shaft	1 439 906	9 057 332	902 417	7 150 202
6602000000	Walking-sticks, seat-sticks, whips, riding crops & the like.	10 382	116 040	28 940	422 529
6603200000	Umbrella frames, including frames mounted on shafts (sticks)	68 210	680 285	79 096	868 723
6603901000	Parts, trimmings & accessories forarticles of heading 6601	73 381	296 322	100 066	364 356
6603902000	Parts, trimmings & accessories forarticles of heading 6602	1 464	33 094	6 456	69 222
6701000000	Skin&oth part of bird with feathr/down,feathr,part of feathr,down	120	8 429	18 240	837 016
6702100000	Artificial flower, foliage, fruit, &parts thereof of plastics	152 505	1 968 567	283 533	4 543 764
6702901000	Artificial flower, foliage, fruit, &parts thereof of paper	32	4 796	176	45 397
6702902000	Artificial flower, foliage, fruit, &parts thereof of textiles	7 238	50 329	33 441	371 976
6702909000	Artific flower,foliage,fruit&partsthereof of oth mterials, not paper,	24 870	551 784	105 471	1 657 683
6703000000	Human hair, dressed, thinned, bleached,othwise worked for wigs/	84 191	707 943	3 846 859	30 208 795
6704110000	Complete wigs of synthetic textiles	1 564	9 331	6 695	158 633
6704190000	False beards, eyebrows, eyelashes,switches of synthetic textiles	7 722	30 632	56 230	514 816
6704200000	Wigs, false beards, eyebrows,eyelashesof human hair	833	5 009	94 562	228 694
6704900000	Wigs, false beards, eyebrows,eyelashes,of oth materials	17 482	95 294	131 654	1 187 238
6801000000	Setts, curbstones & flagstones, of naturals stone (except slate)	13 834 520	141 682 786	137 503	1 821 761
6802100000	Tiles, cubes, similar articles, square <7 cm, artif colored, chipping &	193 915	703 366	14 744	103 915
6802210000	Oth monmental/ building stone of marble,travertine, alabaster, sin	1 503 813	19 602 659	711 322	9 182 782
6802230010	Oth monmental/ building stone of granitwith polished slabs	304 354	5 773 299	51 469	1 921 980
6802230090	Oth monmental/ building stone of granitwith not polished slabs	266 082	2 214 472	69 281	723 959
6802299000	Monumental/ building stone of oth stone, simply cut/sawn with a fl	37	653 537	214	42 824
6802911000	Oth article monumental/building ofmarble	1 791 902	18 835 922	776 719	8 007 377
6802919000	Oth article monumental/building oftravertine & alabaster	128 377	277 481	167 142	356 409
6802920000	Oth article monumental/building ofcalcareous stone	0	1 160	0	850
6802930000	Oth article monumental/building ofgranite	3 964 813	34 326 646	1 866 659	15 469 219
6802990000	Oth article monumental/building ofoth stones,not marble/traverti	280 918	2 991 400	110 639	1 021 997
6803000000	Worked slate&articles of slate or ofagglomerated slate	179 002	1 596 543	51 830	494 433
6804100000	Millstones & grindstones for milling,grinding & pulping	1 133 282	10 202 329	2 057 636	20 037 185
6804210000	Oth millstone/grindstone for grinding of agglomerated synt/ natur	108 322	1 399 884	1 850 030	12 081 419
6804220000	Oth millstone/grindstone of oth agglomerabrasv/ cramc for grindin	907 072	9 987 704	2 086 617	29 408 897
6804230000	Oth millstone/grindstone of naturl stonefor grinding wheel&the lil	290 479	1 536 067	329 904	2 555 473
6804300000	Hand sharpening/polishing stones	408 253	3 465 369	211 841	2 101 589
6805100000	Natural/artificial abrasive powder/grainon a base of woven textile	373 580	4 208 353	1 124 458	16 335 814
6805200000	Natural/artificial abrasive powder/grainon a base of paper/paperb	241 640	2 735 903	533 913	8 262 737
6805300010	Natural/artificial abrasive powder/grainon a base of polishing disc:	16 135	331 983	67 075	1 700 235
6805300090	Natural/artificial abrasive powder/grainon a base of oth materials,	120 766	1 137 715	397 134	3 959 849
6806100000	Slag wool, rock wool & similar mineralwools in bulk/sheets/rolls	732 011	11 470 066	1 366 467	17 995 095
6806200000	Exfoliated vermiculite,expanded clays,foamed slag&similar expans	141 047	872 188	140 143	933 210
6806900000	Mixture&article of heat/sound insulating or sound absorb mineral	958 744	10 416 057	2 396 946	22 083 036
6807100000	Articles of asphalt/ of similar materialin rolls	768 915	8 824 742	484 443	6 756 226
6807901000	Articles of asphalt/ of similar materialof tiles, not in rolls	0	210	0	882
6807909000	Articles of asphalt/ of similar materialof oth tiles, not in rolls	928 495	14 074 735	749 858	13 113 023

I.3. IM POR M ENURUT KOM ODITI / IM PORT BY HS COM M ODITY
***** DESEM BER / DECEM BER 2014 *****

H S	Uraian Komoditi Commodity Description	Berat Bersih / Net Weight (Kg)		Nilai / Value C.I.F (US\$)	
		Bulan ini Current Month	Kumulatif Cum.Jan. to date	Bulan ini Current Month	Kumulatif Cum.Jan. to date
6808001000	Roofing tiles, panels, boards,blocks & similar articles of coir fibres/	50 301	1 490 949	37 008	1 260 143
6808009000	Chips,particles,sawdust or oth waste ofwood, agglomer with ceme	104 744	2 976 674	137 913	4 182 292
6809110000	Board,sheet,panels,tiles,reinforced withpaper/board only	2 611 915	68 113 657	570 204	12 992 118
6809191000	Oth articles of plaster/of compositionsbased on plaster of tiles	38 561	38 639	9 950	10 365
6809199000	Oth articles of plaster/of compositionsbased on plaster of oth tiles	1 506 623	12 402 278	1 269 695	4 419 216
6809901000	Dental moulds of plaster	0	50	0	333
6809909000	Oth articles of plaster/cmpsitionsbased on plaster, not dental moi	24	40 332	1 095	123 833
6810110000	Building blocks & bricks	109 909	558 576	50 265	298 714
6810191000	Tiles, reinforced or not	68 624	565 614	31 704	270 582
6810199000	Flagstones, reinforced or not	45 296	1 728 565	240 258	5 299 089
6810910010	Concrete building piles for building orcivil engineering	37 867 331	284 240 061	4 264 407	38 857 761
6810910090	Oth prefabricated structural componentsfor building or civil engin	0	336 485	0	71 372
6810990000	Oth prefabricated structural components, reinforced or not	74 024	1 990 780	179 662	2 415 118
6811401000	Corrugated sheets containing asbestos	0	65 372	0	45 297
6811402100	Floor or wall tile containing asbestos & plastics	0	14 948	0	6 641
6811402900	Floor or wall tile containing othasbestos, not plastics	10 456	485 204	30 249	421 232
6811403000	Tubes or pipes containing asbestos	627	11 167	3 130	109 752
6811404000	Tubes or pipes fittings containingasbestos	0	24 329	0	328 385
6811409000	Oth articles of asbestos cement	53 585	326 217	31 376	163 180
6811810000	Corrugated sheets not containingasbestos	35 853	61 742	16 264	25 612
6811821000	Floor or wall tile of cellulose fibre-cement containing plastics only	0	694 551	0	351 434
6811829000	Floor or wall tile of cellulose fibre-cement, not containing asbesto:	3 904 401	27 848 859	980 486	7 709 558
6811891000	Tubes/pipes of celluse fibre-cement	584	17 878	6 979	103 511
6811892000	Tubes/pipes fittings of celluse fibre-cement	1	381	90	15 440
6811899000	Other article of cellulose fibre cement, not tubes/pipes/ pipes fittir	693 385	864 965	3 125	213 326
6812802000	Clothing of crocidolite fibres	0	332	0	12 626
6812803000	Paper, millboard and felt of crocidolitefibres	0	25 342	0	20 053
6812804000	Floor or wall tiles of crocidolite	0	19	0	21
6812805000	Cloth accessories,footwear&headgearfabricated crocidolite fibres	2 427	72 896	14 833	574 005
6812809000	Oth articles of crocidolite fibres	10 518	439 697	55 239	2 270 950
6812911000	Clothing of oth crocidolite fibres	0	22 579	0	93 987
6812919000	Clothing accessories,footwear&headgearof oth crocidolite fibres	11 127	156 470	228 227	2 009 539
6812920000	Paper, millboard and felt of othcrocidolite fibres	1 279	19 498	19 749	45 484
6812930000	Compressed asbestos fibre jointing ofoth crocidolite fibres in shee	57 779	1 011 022	59 949	1 067 009
6812991100	Fabric asbes fibres,oth crocidolite, mixwith a basis asbes&M g carb	5 608	147 512	84 049	541 429
6812991900	Oth fabric asbestos fibres not mix witha basis of asbestos	6 847	154 564	62 226	249 539
6812992000	Floor/wall tiles of fabricated asbestos(oth crocidolite)	0	9 690	0	9 564
6812999000	Oth fabricat asbes fibres of oth croci,not fabricate/floor/wall tiles	53 297	843 906	68 636	1 185 046
6813201000	Brake lining&pad of friction materialand articles,containing asbest	82 583	713 658	703 806	5 338 151
6813209000	Oth thn brake lining&pad of frictionmaterial and article,containing	19 567	215 914	57 066	533 931
6813810000	Brake lining&pad of frictionmaterial& article,not containing asbest	141 077	2 064 749	1 445 943	24 614 546
6813890000	Oth thn brake lining&pad of frictionmaterial& article,not containi	124 175	1 508 482	1 473 434	22 096 078
6814100010	Worked mica&article of mica,agglomerated,sheets,strips, simply cu	5 743	95 077	333 510	1 091 499
6814100090	Worked mica&article of mica,agglomerated,plates	24 167	158 139	40 440	334 273
6814900010	Worked mica & articles of mica,in rolls & pieces, simply cut to sha	748	39 210	22 241	274 298
6814900090	Oths worked mica & articles of mica	259	9 595	24 553	284 326
6815101000	Yarn/thread non-electrical articlesgraphite/ carbon	8 983	146 225	231 322	4 248 667
6815102000	Bricks,paving slabs,floor tiles,etc nonelectrical articles graphite/ car	53 931	1 556 224	16 201	1 869 199
6815109100	Carbon fibres, etc non electricalarticles graphite/ carbon	4 466	77 538	85 267	1 319 695
6815109900	Oth non electrical articles graphiteor carbon	6 253	136 747	186 332	1 951 842
6815200000	Articles of peat	188	10 923	1 112	39 757
6815910000	Articles of stone, contents magnesite,dolomite/ chromite	79 097	1 668 159	42 428	1 030 329
6815990000	Oth articles of stone,oth thn contentmagnesite,dolomite/ chromite	107 455	1 789 320	247 402	4 259 495
6901000000	Bricks,blocks,tiles & oth ceramic goodsof siliceous fossil meals/ of s	25 000	165 218	9 328	124 441
6902100000	Goods of siliceous cont by weight,singly/together mg,ca,cr > 50%	3 663 113	39 735 287	5 506 202	47 956 760
6902200000	Goods of siliceous cont by weight,singlyor together alumina,silika,	3 358 812	54 715 900	2 614 641	49 315 078
6902900000	Goods of siliceous cont by weight,of oth metals compound	177 796	3 595 859	163 828	4 897 523
6903100000	Oth refractory ceramic goods cont byweight,graphite/ carbon,or a	3 603	144 227	39 941	1 167 972
6903200000	Oth refractory ceramic goods cont byweight,alumina/ silica, or a m	647 847	4 426 450	1 416 236	9 481 744
6903900000	Oth refractory ceramic goods cont byweight, oth metal compound	658 757	7 842 090	1 215 912	21 919 555
6904100000	Ceramics building bricks	0	251	0	547
6904900000	Flooring blocks, support/filler tiles & the like	0	1 670	0	8 555
6905100000	Roofing tiles of ceramic	145 905	2 714 579	32 114	661 085
6905900000	Chimney-pot,cowl,chimney liner,architect ornament&oth ceramic	0	389 567	0	2 477 453

I.3. IM POR M ENURUT KOM ODITI / IM PORT BY HS COM M ODITY
***** DESEM BER / DECEM BER 2014 *****

H S	Uraian Komoditi Commodity Description	Berat Bersih / Net Weight (Kg)		Nilai / Value C.I.F (US\$)	
		Bulan ini Current Month	Kumulatif Cum.Jan. to date	Bulan ini Current Month	Kumulatif Cum.Jan. to date
6906000000	Ceramic pipes, conduits, guttering,pipe fittings	0	136	0	2 599
6907101000	Paving,hearth/ wall tiles,rectangle,circle<7cm,unglazed	0	1 456	0	468
6907109000	Oth thn Paving,hearth/ wall tiles,rectangle,circle<7cm,unglazed	0	46 000	0	4 458
6907901000	Paving,hearth/ wall tiles,rectangle,circle>7cm,unglazed	91 748 943	733 000 287	19 866 923	165 969 775
6907902000	Lining tiles of a kind used for grindingmills,rectang,circle>7cm,ungl	0	6 960	0	5 570
6907909000	Oth thn tile,cube&similar article,whether/ not rectang,circle<7cm,t	0	1 833 827	0	477 216
6908101000	Paving,hearth/ wall tiles,rectangle,circle<7cm,glazed	765 710	5 960 567	250 128	1 910 180
6908109000	Oth thn Paving,hearth/ wall tiles,rectangle,circle<7cm,glazed	80	47 403	1 500	63 946
6908901100	Paving,hearth/ wall tiles of plain tiles,rectangle,circle>7cm,glazed	218 741	1 252 471	45 018	418 460
6908901900	Oth thn paving,hearth/ wall tiles of plaitiles,rectangle,circle>7cm,gl	1	25 066	29	47 183
6908909100	Paving,hearth/ wall tile of oththn plain tile,rectang,rcrle>7cm,glaze	10 199 886	97 690 572	2 609 555	25 781 376
6908909900	Oth thn paving,hearth/ wall tile of oththn plain tile,rectang,rcrle>7	98 591	1 451 616	18 322	444 519
6909110000	Ceramic of porcelain or china forlaboratory,chemical or oth tech	22 714	566 148	86 221	927 624
6909120000	Artcde having a hardnss=>9 Mohsfor laboratory,chemical or oth te	793 841	8 287 135	721 977	8 801 821
6909190000	Oth ceramic wares for laboratory,chemical/ oth technical uses	167 275	2 400 984	127 869	3 132 967
6909900000	Oth thn ceramic wares for laboratory,chemical/ oth technical uses	12 141	382 700	16 636	798 838
6910100000	Ceramic sinks, wash basins,wash basin of porcelain/ china	1 047 449	10 076 336	957 187	9 802 238
6910900000	Ceramic sinks, wash basins,wash basin of oth thn porcelain/ china	160 412	2 247 836	223 210	3 026 921
6911100000	Tableware & kitchenwareof porcelain/ china	550 679	12 182 695	190 270	3 471 605
6911900000	Oth household, toilet articlesof porcelain/ china	449	6 278	2 328	37 563
6912000000	Tableware & kitchenware, oth householdtoilet art, oth than porce	1 386	166 083	42 719	649 277
6913101000	Ornamental cigarette box & ashtrayof porcelain or china	1 233	3 734	2 220	7 634
6913109000	Oth thn ornamental cigarette box&ashtrayof porcelain or china	76 819	1 042 136	104 084	1 598 221
6913901000	Ornamental cigarette box & ashtrayof oth thn porcelain or china	4 512	8 157	8 521	17 666
6913909000	Oth thn ornamental cigarette box&ashtrayof oth thn porcelain or c	7 604	160 534	59 360	494 334
6914100000	Oth ceramic articles ofporcelain/ china	38	97 388	25	118 550
6914900000	Oth ceramic articles of oth thanporcelain/ china	1 107	907 097	100 152	2 318 958
7001000000	Cullet & oth waste & scrap ofglass; glass in the mass	5 895 711	54 057 978	504 149	4 643 881
7002100000	Glass in balls	1 378	188 814	4 448	212 081
7002200000	Glass in rods	2 500	7 881	2 625	22 915
7002311000	Fused quartz/ oth fused silica forvacuum tubes	246	14 376	66 584	477 239
7002319010	Fused quartz/ oth fused silica for vialor ampoules industry	406 069	5 433 825	809 614	11 001 480
7002319090	Glass in ball,tube of fused quartz/ othfuse silca,oth thn boro silict g	12 973	181 898	546 418	6 805 221
7002321000	Glass in tubes,linear coef<=5x10(-6)kelvin in temp.(0-300 C) for va	0	137	0	7 038
7002322000	Oth glass in tubes,linear coef<=5x10(-6)with 3mm<=diameter<22n	121	54 166	23 263	280 833
7002329000	Oth glass in tubes,linear coef<=5x10(-6)kelvin in temp.(0-300 C)	50 967	343 153	151 186	1 147 817
7002391000	Oth glass in tubes, used to manufacturvacuum tubes	0	15	0	10
7002392000	Oth transparent neutral glass for enamelglass,with 3mm<=diameter	4 063	25 236	18 551	80 231
7002399000	Oth glass having linear coeff. 0-300coth thn vacum&boro silict glas	3 012	134 227	21 599	782 748
7003122000	Non wired sheets,in squares/ rectangularshape incl.1,2,3,4 corners	0	334 074	0	95 445
7003129000	Oth non-wired sheets colored glass	15 088	359 503	37 639	486 748
7003199000	Oth non-wired sheets not coloredglass	259 298	13 858 852	182 024	6 069 383
7003200000	Cast glass and rolled glass,wired sheets	0	1 149	0	7 247
7003300000	Cast glass and rolled glass, profiles	0	544	0	2 450
7004209000	Optical drawn, blown glass, opticallyworked,flashed,opacified, abs	3 749	52 205	115 442	1 010 994
7004909000	Oth optical drawn,blown glass,opticallyworked,flashed,opacified, a	696 967	5 670 415	232 497	1 865 303
7005109000	Oth non-wired glass,absorbentreflecting/ non-reflecting layer	116 813	3 964 874	103 896	2 893 312
7005211000	Oth non-wired glass, colored, opacifiedoptical glass, not optically v	0	2 398	0	10 771
7005219000	Oth non-wired glass, colored, opticallyworked, flashed, opacified	678 620	5 581 178	280 353	2 648 165
7005299000	Oth non-wired glass, not colored,optically worked	2 323 960	13 121 327	691 187	4 000 174
7005300000	Float glas& surface ground/ polish glas,wired glass	19 290	38 586	41 496	83 165
7006001000	Optical glass, not optically worked,for glass of heading 70,03,70.04	0	23 988	0	13 812
7006009000	Optical glass, optically workedfor glass of heading 70,03,70.04,70.0	3 160	664 618	8 855	799 223
7007111000	Toughened (tempered) safety glasssuitable for vehicles of chapter	13 048	495 617	133 454	2 628 552
7007112000	Toughened (tempered) safty glas suitabl for aircraft,spacecraft of c	0	11	0	50
7007113000	Toughened (tempered) safety glasssuitable for railway/ tramway, c	0	1 778	0	10 839
7007114000	Toughened (tempered) safety glasssuitable for ship,boat,floating c	231	17 515	1 353	35 132
7007191000	Toughened (tempered) safety glasssuitable for machine of head 84	2 741	86 376	19 365	304 943
7007199000	Toughened (tempered) safety glasssuitable for oth machinery	714 436	8 238 562	759 796	7 765 218
7007211000	Laminated safety glass suitable forvehicles of chapter 87	17 275	686 993	95 062	2 913 043
7007214000	Laminated safety glass suitable forships,boats,floating struct, chap	0	806	0	8 535
7007291000	Laminated safety glass suitable formachine of head 84.29/ 84.30	1 245	11 632	11 253	103 549
7007299000	Laminated safety glass suitable foroth machinery	322 179	1 415 684	316 014	1 474 068
7008000000	Multiple-walled insulating unitsof glass.	827 976	6 789 574	985 737	8 864 399

I.3. IM POR M ENURUT KOM ODITI / IM PORT BY HS COM M ODITY
***** DESEM BER / DECEM BER 2014 *****

H S	Uraian Komoditi Commodity Description	Berat Bersih / Net Weight (Kg)		Nilai / Value C.I.F (US\$)	
		Bulan ini Current Month	Kumulatif Cum.Jan. to date	Bulan ini Current Month	Kumulatif Cum.Jan. to date
7009100000	Rear-view mirrors for vehicles	185 467	2 832 725	1 943 430	27 775 472
7009910000	Glass mirros, unframed	1 560 654	18 081 422	998 719	11 832 021
7009920000	Glass mirros, framed	73 443	1 463 186	260 657	4 388 164
7010100000	Ampoules of glass	9 364	211 561	68 663	922 794
7010200000	Stoppers, lids & oth closures of glass	4 035	94 744	26 681	308 542
7010901000	Carboys & demijohn	128 569	1 311 089	391 376	3 613 205
7010904000	Bottles&vials for antibiotics,serums,oth injectables,intravenous inf	2 065 175	26 153 168	1 605 150	20 916 385
7010909000	Oth bottles for intravenousfluids of glass	5 333 253	77 899 620	2 997 877	45 699 473
7011101000	Stem for electric lighting	2 811	7 746	4 722	30 227
7011109000	Glass envelops for electric lightingoth than stem	123 167	2 414 598	371 261	8 721 131
7011200010	Television tubes, cathode-ray tubes	14 500	45 814 841	11 088	39 723 621
7011200090	Cathode-ray tubes, oth than television	0	147 208	0	916 294
7011900000	Oth glass envelopes, bulbs,tubes,open,glass parts thereof,without	208	109 019	5 626	216 907
7013100000	Glassware of a kind used for table,kitchen, toilet, office of glass-ce	72 021	665 680	258 743	2 153 052
7013220000	Stemware drinking glasses,oth thn glassceramics, of lead crystal	1 699	18 000	16 157	253 719
7013280000	Stemware drinking glasses,neither glass-ceramics nor lead crystal	56 057	681 521	112 293	1 127 235
7013330000	Other drinking glasses, of lead crystal	124	207	832	3 299
7013370000	Other drinking glasses, neitherglass-ceramics nor lead crystal	154 546	2 861 949	249 550	4 442 795
7013410000	Glassware for table (not drinking glass)kitchen purpose,of lead cry	0	1 673	0	3 242
7013420000	Glassware for table (not drinking glass)ktchn,linear coef<5x10-6/K	167 693	749 371	475 180	2 044 227
7013490000	Oth glassware for table(not drink glass)kitchen purposes, not cera	503 179	5 724 473	429 045	7 086 366
7013910000	Other glassware of lead crystal	0	1 718	0	6 552
7013990000	Other glassware of not lead crystal	634 321	12 810 174	804 106	14 188 489
7014001000	Signalling glassware&optical element formotor vehicles,not thse o	32	79 329	1 066	770 213
7014009000	Other signalling glassware & opticalelements of glass, not optically	3 364	30 953	15 341	372 657
7015100000	Glasses for corrective spectacles	9 961	80 776	205 133	2 131 729
7015901000	Clock or watch glasses	211 668	1 381 514	80 489	351 443
7015909000	Glasses for non-corrective spectacles;hollow glass spheres & their	3 335	78 928	11 050	245 407
7016100000	Glass cubes&oth glass smallwares,for mosaics or decorative purpo	84 353	1 025 234	144 355	1 579 911
7016900000	Oth articles of moulded glass; leadedlights; multicellular & smlr fo	1 433 497	9 896 520	624 509	7 199 818
7017101000	Quartz reactor tubes and holders glass,for production of semicond	1 335	97 829	9 669	730 694
7017109000	Laboratory or pharmaceutical glassof fused quartz or oth fused sili	23 907	223 822	375 575	3 820 743
7017200000	Laboratory, hygienic/ pharmaceuticalwith coef<5x10-6/kelvin, 0 - :	26 075	251 899	177 312	2 033 031
7017900000	Laboratory,hygienic/ pharmaceuticalglassware,nor fused quartz/fu	3 336	93 016	63 700	885 189
7018100010	Glass beads	296 154	2 893 637	368 016	4 632 344
7018100020	Imitation pearls	18 558	44 214	35 742	191 836
7018100090	Imitation precious & glass smallwares	24 158	687 082	103 517	1 463 641
7018200000	Glass microspheres <=1mm in diameter	69 998	1 199 247	38 037	1 032 973
7018900000	Glass eyes, not prsthtc arctcls, ornamntof lamp-worked glass,not ir	150 228	896 587	102 187	1 687 955
7019110000	Chopped strands,of a length <= 50 mm	212 283	2 460 623	291 826	3 512 438
7019120000	Rovings of glass fibres	727 071	6 254 539	543 202	5 456 553
7019191000	Yarn of glass fibres	60 156	129 179	110 663	462 968
7019199000	Silver of glass fibres	184 105	1 529 448	447 188	3 137 123
7019310000	Mats of glass fibres	646 969	8 847 870	968 308	13 590 682
7019320000	Thin sheets (voiles) of glass fibres	62 383	382 726	104 242	815 778
7019391000	Asphalt/ coal-tar impregnatdglass-fibre outerwrap for pipelines	16 623	508 565	54 866	1 611 244
7019399000	Mattresses,boards and similarnonwoven products of glass fibres	522 448	5 652 743	1 375 673	10 899 516
7019400000	Woven fabrics of glass fibres rovings	291 346	3 754 899	336 693	4 264 595
7019510000	Oth woven fabric,of a width <= 30 cm	327	13 590	4 176	169 009
7019520000	Oth woven fabric,of a width>30cmplain weave,wght<250g/m2 of t	16 526	53 558	38 036	236 666
7019590000	Oth woven fabric,of a width > 30 cm	42 865	473 950	181 899	1 881 054
7019901000	Glass fibres	86 236	1 442 478	229 400	3 808 897
7019909000	Other articles of glass fibres	293 390	3 335 454	517 130	7 965 043
7020001100	Glass moulds for the manufactureof acrylic goods	104 101	437 999	137 725	784 366
7020001900	Glass moulds for other purposes	1 087 127	3 480 173	313 088	2 319 650
7020002000	Quartz reactor tubes & holders designedfor production of semicor	3	687	346	37 186
7020003000	Glass inner for vacuum flasks/ othvacuum vessels	211 026	3 147 094	332 855	4 541 614
7020004000	Evacuated tubes for solar energycollectors	1 609	117 096	16 661	187 651
7020009100	Blinds of glass	13 320	13 320	12 390	12 390
7020009900	Other articles of glass.	255 521	2 665 863	620 704	8 046 956
7101100000	Natural pearls	0	20	0	114
7101220010	Cultured pearls,fresh water,worked	6	3 455	220	48 818
7102210000	Diamonds, unworked or simply sawn,cleaved or bruted, industrial	3	4	28 006	37 825
7102390000	Diamonds, worked, not mountedor set, non-industrial	0	6	0	1 178 233

I.3. IM POR M ENURUT KOM ODITI / IM PORT BY HS COM M ODITY
***** DESEM BER / DECEM BER 2014 *****

H S	Uraian Komoditi Commodity Description	Berat Bersih / Net Weight (Kg)		Nilai / Value C.I.F (US\$)	
		Bulan ini Current Month	Kumulatif Cum.Jan. to date	Bulan ini Current Month	Kumulatif Cum.Jan. to date
7103109000	Oth precious stones, unworked or simplysawn or roughly shaped	0	123	0	5 465
7103919000	Sapphires & emeralds, worked	1	1	94	94
7103990000	Oth rubies, sapphires & emeralds, worked	0	11	0	229
7104101000	Piezo-electric quartz,precious orsemiprecious stones,unworked	0	1	0	834
7104102000	Piezo-electric quartz,precious orsemiprecious stones,worked	2 321	19 903	70 810	608 402
7104200000	Other synthetic precious stones,unworked or simply sawn or rougl	19	1 336	8 986	67 065
7104900000	Other synthetic precious/semi stones,worked,roughly shapped	16 480	30 157	20 277	341 469
7105100000	Dust and powder of diamonds	204	2 728	88 871	907 212
7105900000	Dust & powder of other natural orsynthetic precious/semi preciou	0	242	0	51 723
7106100000	Silver powder	2 531	20 683	38 160	515 176
7106910000	Silver, unwrought	3 796	39 659	400 947	8 055 943
7106920000	Silver, semi-manufactured	26 011	186 015	804 347	9 909 484
7107000000	Base metals clad with silver,not further	664	36 520	122 899	2 306 422
7108110000	Gold powder	2	4	118	146
7108120010	Gold in lumps, ingots or cast bars	5	63	198 370	1 629 395
7108120090	Gold,not in lumps, ingots or cast bars,oth unwrought forms	504	6 128	1 604 115	17 694 771
7108130000	Gold,non monetary,othsemi-manufactured form	111	825	434 006	4 109 575
7108200000	Monetary gold	0	69	0	549
7109000000	Base metals/ silver,clad with gold notfurther worked than semi-ma	0	1 626	0	2 291 821
7110110010	Platinum, in lumps, ingots, cast bars,powder or sponge,unwrought	360	4 306	1 106	33 266
7110110090	Platinum in oth form, unwrought	0	978	0	38 097
7110190000	Platinum, wrought	728	1 898	9 787	37 062
7110210010	Palladium,unwrought,alloy containing>=20% palladium used in mak	0	1	0	426
7110210020	Palladium in lump,ingots,cast bars,powderor sponge,unwrought	3 283	79 736	43 624	450 889
7110290000	Palladium, wrought	4	325	14 248	36 472
7110310010	Rhodium in lumps, ingots,cast bars,powder or sponge,unwrought	5	5 702	1 055	22 149
7110310090	Rhodium, unwrouht, in other form	1	1 697	14	11 160
7110390000	Rhodium, wrought	21	24	45 530	62 291
7110410010	Iridium, osmium & ruthenium in lump,ingots,cast bars,powder/ sp	56	377	690	6 074
7110410090	Iridium, osmium and ruthenium, inother forms, unwrought	151	18 531	5 637	197 704
7111001000	Silver or gold, clad with platinumsemi-manufactured	0	428	0	10 072
7112999000	Waste & scrap of oth precious metal	1	2	144	166
7113111000	Parts of jewellery of silver	105	7 252	51 894	1 687 322
7113119000	Jewellery of silver	389	8 076	515 144	2 948 897
7113191000	Parts of jewellery of other precious met	8	1 187	4 160	354 359
7113199000	Jewellery of other precious metal	6	9 120	12 997	757 544
7113201000	Parts of jewellery of base metal,clad with precious metal	0	1	0	130
7113209000	Jewellery of base metal, clad withhprecious metal	0	1 293	0	57 788
7114110000	Articles of silversmiths wares of silverwhether or not plated or cla	42	989	1 516	204 820
7114190000	Articles of goldsmiths wares ofoth precious metal,	0	1 147	0	68 509
7114200000	Articles of gold&silversmiths waresof base metals, clad with prec	6 177	6 581	22 855	662 559
7115100000	Catalysts of platinum, in the form ofwire cloth or grill	0	1 314	0	487 705
7115901000	Other articles of golds or silver	41 288	304 950	1 588 279	12 574 097
7115902000	Other articles of metal clad withgold or silver	226	119 107	71 905	226 926
7115909000	Oth articles of precious metal/of metalclad with precious metal	9	417	2 225	20 695
7116100000	Articles of natural/cultured pearls	0	547	0	43 639
7116200000	Articles of precious/semi-preciousstones(natural/ synthetic/ recons	3 521	17 938	312 599	2 193 444
7117111000	Parts cuff-links and studs, of basemetal, whether or not plated	1	1 061	9	9 870
7117119000	Cuff-links and studs of base metalwhether/ not plated with preciou	1 064	28 889	27 512	882 531
7117191000	Bangles of base metal, whether or notplated with precious metal	27	3 813	745	64 700
7117192000	Other imitation jewellery of base metalwhether or not plated w/ p	115 564	1 287 977	459 731	4 327 774
7117199000	Parts of oth imitation jewellery of basemetal,whether/ not plated v	17 771	161 107	369 243	5 030 278
7117901100	Bangles,wholly of plastic or glass	6 440	35 256	11 159	81 168
7117901300	Bangles,wholly of porcelain or china	0	5	0	560
7117901900	Other bangles	3 936	37 520	85 682	293 754
7117902100	Other imitation jewellerywholly of plastics or glass	43 777	316 138	70 188	536 831
7117902300	Oth imitatn jwllry of porcelainor china	0	635	0	8 009
7117902900	Other imitation jewellery	88 298	919 136	121 486	1 887 649
7117909100	Parts of imitation jewellerywholly of plastics or glass	0	1 870	0	46 282
7117909200	Part of imitat jwlrly of wood,bone,trtoisshel,ivory,horn,coral,pearl,	0	5	0	574
7117909300	Part of imitation jwllry of porcelainor china	0	53	0	2 142
7117909900	Oth part of imitation jwllry	13 823	89 927	153 378	1 241 001
7118101000	Silver coin, not being legal tender	0	865	0	3 600
7118109000	Oth coin (not gold coin), not beinglegal tender	2 233	2 679	4 709	9 352

I.3. IM POR M ENURUT KOM ODITI / IM PORT BY HS COM M ODITY

*** DESEM BER / DECEM BER 2014 ***

H S	Uraian Komoditi Commodity Description	Berat Bersih / Net Weight (Kg)		Nilai / Value C.I.F (US\$)	
		Bulan ini Current Month	Kumulatif Cum.Jan. to date	Bulan ini Current Month	Kumulatif Cum.Jan. to date
7118909000	Oth coin (oth than gold/silver coin)	0	4	0	98
7201100000	Non-alloy pig iron cont. by weight 0.5% or less of phosphorus	447 907	12 203 049	266 009	6 719 607
7201200000	Non-alloy pig iron cont. by weight more than 0.5% of phosphorus	0	518 365	0	455 422
7201500000	Alloy pig iron; spiegeleisen	45 000	9 826 525	20 475	4 010 148
7202110000	Ferro-manganese, cont. by weight more than 2% of carbon	3 807 025	20 206 157	3 932 427	19 722 352
7202190000	Ferro-manganese, cont. by weight <= than 2% of carbon	209 977	12 470 256	353 414	16 145 197
7202210000	Ferro-silicon, cont. by weight more than 55% of silicon	152 115	19 484 625	266 601	25 529 587
7202290000	Ferro-silicon, cont. by weight <= than 55% of silicon	464 885	2 924 856	885 134	6 147 712
7202300000	Ferro-silico-manganese	1 744 000	16 949 267	2 142 996	20 112 545
7202410000	Ferro-chromium, cont. by weight more than 4% of carbon	37 293	1 532 912	53 055	2 743 408
7202490000	Ferro-chromium, cont. by weight <= than 4% of carbon	19 597	2 074 439	48 750	1 731 880
7202600000	Ferro-nickel	2 000	2 450	38 292	69 289
7202700000	Ferro-molybdenum	1 435	165 990	20 819	2 092 782
7202800000	Ferro-tungsten & ferro-silico-tungsten	0	1 122	0	38 961
7202910000	Ferro-titanium and ferro-silico-titanium	5 000	78 061	25 147	377 849
7202920000	Ferro-vanadium	1 500	154 489	33 603	2 849 061
7202930000	Ferro-niobium	56 784	166 193	1 486 144	4 304 023
7202990000	Other ferro-alloys	168 013	2 503 501	478 671	6 716 750
7203100000	Ferrous products obtained by direct reduction of iron ore	11 040 390	36 819 558	4 023 847	13 935 986
7203900000	Other ferrous products	145	26 867	675	83 652
7204100000	Waste and scrap of cast iron	3 671 150	16 457 081	1 336 295	6 335 509
7204210000	Waste and scrap of stainless steel	22 739	22 769	60 032	61 040
7204290000	Waste and scrap of oth alloy steel	414 018	2 841 480	138 768	1 614 785
7204300000	Waste & scrap of tinned iron or steel	3 549 015	49 693 694	1 063 551	14 971 282
7204410000	Turnings, shavings, chips, milling waste, sawdust, filings, trimmings &	21 843 638	109 184 937	7 529 640	41 744 770
7204490000	Other ferrous waste and scrap :	235 673 219	1 958 560 728	80 329 113	743 979 918
7204500000	Remelting scrap ingots	0	41 080	0	13 536
7205100000	Granules of pig iron, spiegeleison, iron or steel	557 769	8 562 579	548 579	8 584 141
7205210000	Powder of alloy steel	74 455	1 196 566	126 743	4 838 713
7205290000	Powder of pig iron, spiegeleison, iron or steel (oth than alloy steel)	425 957	6 814 904	795 606	10 417 794
7206101000	Iron & non-alloy in ingots containing by weight > 0.6% of carbon, excl	2	40 881	146	31 400
7206109000	Iron & non-alloy in ingots containing by weight <= 0.6% of carbon, exc	216 253	3 713 071	331 985	6 335 671
7206900000	Iron and non-alloy in primary form other than ingots	75 404	608 824	152 018	1 325 329
7207110000	Semi-finished iron/non-alloy cont. < 0,25% carbon ,rectnglr,square	111 869 281	502 606 010	52 022 356	254 973 731
7207121000	Slabs of iron/non alloy, cont.< 0,25%of carbon, other than square	98 248 248	1 984 012 503	49 842 387	1 050 019 657
7207129000	Oth semi-finished iron/non-alloy cont.< 0,25% carbon ,rectnglr,not	170 377	7 791 504	282 448	9 745 493
7207190000	Oth semi-finished iron/non-alloy cont.< 0,25% of carbon	150 183 470	331 059 393	72 409 090	171 090 989
7207201000	Slabs of iron/non alloy, cont.by weight > 0.6% of carbon	31 557	20 006 521	24 650	11 082 766
7207202100	Oth semi-finished iron/non-alloy cont by weight > 0,6% of carbon, ro	1 701	533 220	5 768	1 643 245
7207202900	Oth semi-finished iron/non-alloy cont.by weight > 0,6% of carbon	45 388 180	282 407 885	21 500 569	152 260 989
7207209200	Oth semi-finished iron/non-alloy cont.by wght 0,25%<=carbon<=0,	0	223 941	0	422 802
7207209900	Oth semi-finished iron/non-alloy cont.by weight 0,25%<=carbon<=	122 552 487	447 012 281	58 166 742	228 529 161
7208100000	Flat-rolled iron/nas, relief, hot rolled width > 600 mm	4 397 894	8 686 398	3 111 689	6 329 664
7208250000	Flat-rolled iron/nas, pickled, hot rolled width > 600 mm, thick >= 4.75 mm	2 872 890	54 698 242	2 108 673	41 310 858
7208260000	Flat-rolled iron/nas, hot roll pickled, width > 600 mm, 3 mm < thick < 4,7	12 505 113	152 762 730	8 978 767	113 670 715
7208271000	Flat-rolled iron/nas, pickled, hot rolled width > 600 mm, of a thick < 2 mm	8 133 146	93 110 130	5 795 885	69 516 985
7208279000	Flat-rolled iron/nas, pickled, hot rolled width > 600 mm, of a 2 mm < thi	16 928 691	172 443 480	11 960 087	128 502 139
7208360000	Flat-rolled iron/nas, hot rolled width > 600 mm, thick > 10 mm	4 021 172	54 171 661	2 271 229	35 868 876
7208370000	flat-rolled iron/ nas, hot rolled width > 600 mm, of a 4,75 < thick < 10,	14 498 543	121 274 858	9 051 788	77 839 608
7208380000	flat-rolled iron/ nas, hot rolled width > 600 mm, of a 3 < thick < 4,75 n	13 352 655	136 226 848	7 530 245	79 981 633
7208390000	Flat-rolled iron/nas, hot rolled width > 600 mm, thick < 3 mm	75 587 851	616 889 242	44 359 432	364 241 119
7208400000	Flat-rolled iron/nas, not in coils relief, hot rolled	1 026 323	16 741 565	545 522	10 363 653
7208510000	Flat-rolled iron/nas, width > 600 mm, of a thickness > 10 mm, hot rolle	12 645 397	235 126 153	9 360 334	173 293 334
7208520000	Flat-rolled iron/nas, width > 600 mm, 4,75 < thickness < 10 mm, hot	12 776 735	122 247 279	9 056 801	88 646 021
7208530000	Flat-rolled iron/nas, width > 600 mm, 3 < thickness < 4,75 mm, hot r	30 266	503 161	16 139	480 384
7208540000	Flat-rolled iron/nas, hot rolled width > 600 mm, thickness < 3 mm	15 443	874 246	9 953	882 222
7208900000	Other Flat-rolled iron/nas	2 716 909	33 882 935	1 903 278	27 601 500
7209150000	Flat-rolled in coils, cold-rolled width > 600 mm, thickness > 3 mm	678 568	9 609 119	524 381	7 886 120
7209160010	Flat-roll, in coils, pickled/ not, cold-roll 1 < thick < 3 mm, 600 < width < 125	1 769 671	35 180 823	1 325 537	30 542 814
7209160090	Flat-roll, in coils, pickled/ not, cold-roll 1 < thick < 3 mm, width > 1250 mm	11 523 619	158 274 049	8 804 474	126 503 788
7209170010	Flat-roll, in coils, pickled/ not, cold-roll 0.5 < thick < 1 mm, 600 < width < 12	11 705 055	118 187 187	7 849 384	88 757 427
7209170090	Flat-roll, in coils, pickled/ not, cold-roll 0.5 < thick < 1 mm, width > 1250 mm	22 682 061	255 161 116	16 711 216	200 750 663
7209181000	Tin-mill blackplate (tmbp), cold-roll of a thickness < 0.5 mm	11 896 419	135 021 646	10 099 098	112 680 892
7209189100	Flat-roll, in coils, pickled/ not, cold-roll thick < 0.17 mm, cont wght < 0.6%	0	165	0	42 308

I.3. IM POR M ENURUT KOM ODITI / IM PORT BY HS COM M ODITY
 *** DESEM BER / DECEM BER 2014 ***

H S	Uraian Komoditi Commodity Description	Berat Bersih / Net Weight (Kg)		Nilai / Value C.I.F (US\$)	
		Bulan ini Current Month	Kumulatif Cum.Jan. to date	Bulan ini Current Month	Kumulatif Cum.Jan. to date
7209189900	Flat-roll,in coils,pickled/ not,cold-roll0.5mm<thick<0.17mm,cont w	25 610 429	226 513 546	18 160 411	161 498 461
7209250000	Flat of iron/ non-alloy, not incoil cold rolled, of a thickness >= 3 mm	0	155 517	0	173 709
7209260010	Flat of iron/ non-alloy, not coil,coldrolled,1mm<thickness<3mm,wi	0	4 780	0	10 198
7209260090	Flat of iron/ non-alloy, not coil,coldrolled,1 mm<thickness<3mm,w	0	10 976	0	25 404
7209270010	Flat of iron/ non-alloy,not coil,coldrolled,0.5mm=<thickness<1mm,v	1 912	143 957	4 178	84 722
7209270090	Oth flat of iron/ non-alloy,not in coil,cold rolled,0.5mm =< thicknes	0	101 262	0	169 118
7209289000	Flat of iron/ nas,not coil,cont bywght<=0.6% of carbon 0.5>thick>0	0	797	0	4 103
7209901000	Flat of iron/ non-alloy, cold-rolled,corrugated form	44 811	1 386 572	43 303	2 667 630
7209909000	Flat of iron/ non-alloy, cold-rolled,other than corrugated form	0	179 188	0	222 186
7210111000	Flat-rolled of iron/ nas,carbon>=0.6%,plated or coated with tin,thic	171 305	1 058 761	224 195	1 379 456
7210119000	Flat-rolled of iron/ nas,carbon< 0.6%,plated or coated with tin,thick	508 968	15 851 483	2 985 024	27 729 999
7210121000	Flat-rolled of iron/ nas,carbon>=0.6%,plated or coated with tin,thic	339 975	25 455 212	458 577	29 593 470
7210129000	Flat-rolled of iron/ nas,carbon<0.6%,plated or coated with tin,thick	4 393 795	87 656 590	4 599 885	93 890 558
7210201000	Flat-rolled of iron/ nas,carbon>=0.6%plated or coated with lead, th	23 870	884 945	29 898	1 317 609
7210209000	Flat-rolled of iron/ nas,carbon>=0.6%plated or coated with lead, th	375 674	4 879 914	657 739	8 650 874
7210301100	Flat-rolled of iron/ nas,carbon<0.6%plated with elctrolitically,thick-	6 425 584	76 790 582	5 089 725	68 192 573
7210301200	Flat-rolled of iron/ nas,crbon<0.6%platedwith elctrolitically,1.5mm	233 517	3 056 956	203 310	2 775 606
7210301900	Flat-rolled of iron/ nas,crbon<0.6%platedwith elctrolitically,1.5mm	1 831 020	10 675 764	1 023 304	7 544 403
7210309100	Flat-roll of iron/ nas,crbon>=0.6%platedwith elctrolitically,1.2mm>	1 215	140 600	4 851	163 353
7210309900	Flat-roll of iron/ nas,crbon>=0.6%platedwith elctrolitically,1.2mm<	1 875 086	10 193 182	1 109 155	6 545 814
7210411100	Flat-rolled,iron/ nas,othws plated zinccorrugated,thick<=1.2mm,wg	286 000	438 014	143 000	251 657
7210411900	Flat-rolled,iron/ nas,othws plated zinccorrugated,1.5mm<thick,wg	35 931	139 829	44 544	147 294
7210491100	Flat-rolld,iron/ nas,othws plat zinc-ironnot crrgtd,1.2mm>=thick,wg	6 500 933	99 134 623	5 950 223	90 074 659
7210491200	Flat-rolld,iron/ nas,othws plat zinc-ironnot crrgtd,1.2mm>=thick,wg	14 055 017	125 378 134	10 939 999	100 358 581
7210491300	Flat-rolld,iron/ nas,othws plat zinc-ironn-crrgtd,1.2mm<thick<=1.5	1 030 290	11 946 737	853 800	10 147 537
7210491900	Flat-rolld,iron/ nas,othws plat zinc-ironn-crrgtd,thick>1.5mm,wght-	3 125 731	38 257 625	2 847 673	35 525 342
7210499100	Flat-rolld,iron/ nas,othws plat zinc-ironn-crrgtd,1.2mm>=thick,wgh	0	210 940	0	184 055
7210499900	Flat-rolld,iron/ nas,othws plat zinc-ironn-crrgtd,1.2mm<thick,wght-	0	26 478	0	591 887
7210500000	Flat-rolled iron/ non-alloy plated withchromium & or chromium oxic	4 937 263	36 176 371	4 228 074	34 111 004
7210611100	Flat-rolld,iron/ nas,plated alumn-zinc,1.2mm>thickness,weight<C	7 262 095	224 957 195	5 770 872	185 693 074
7210611200	Flat-rolld,iron/ nas,plated alumn-zinc,1.2mm<thickness<1.5mm,v	67 680	613 520	52 114	523 126
7210611900	Flat-rolld,iron/ nas,plated alumn-zinc,1.5mm>thickness,weight<C	44 140	2 929 189	33 105	2 510 546
7210619100	Flat-rolld,iron/ nas,plated alumn-zinc,1.2mm>thickness,weight>=	0	3 034 439	0	2 518 106
7210619900	Flat-rolld,iron/ nas,plated alumn-zinc,1.2mm<=thickness,weight>	0	116	0	3 139
7210691100	Flat-rolld,iron/ nas,plated alumn,1.2mm<=thickness,weight<0.6%	47 075	2 695 970	44 606	2 638 249
7210691900	Flat-rolld,iron/ nas,plated alumn,1.5mm>thickness,weight<0.6%	108 840	958 231	379 932	1 282 399
7210699900	Flat-rolld,iron/ nas,plated alumn,1.2mm<=thickness,weight>=0.6	0	31 749	0	65 574
7210701000	Flat-roll of iron/ nas,painted, varnished,coated plastics,carbon<0.6%	25 409 116	141 783 702	25 583 925	148 797 459
7210709000	Flat-rollof iron/ nas,painted, varnished,coated plastics,carbon<0.6%	27 530	1 837 528	19 596	3 048 664
7210901000	Flat-rollof iron/ nas,plated,coated othmetal,carbon<0.6%,thick<=1.	62 690	12 393 245	55 455	12 337 557
7210909000	Flat-rollof iron/ nas,plated,coated othmetal,carbon<0.6%,thick>1.5	151 159	3 148 429	277 980	6 755 613
7211131000	Roll-on 4 face/in clod box,HR,notclad,hoop&strip,150 mm<width-	0	263	0	9 785
7211139090	Roll-on 4 face/in clod box,HR,notclad,crrugtd,crbn>=0.6%,thick<=	28 750	58 538	24 075	106 434
7211141100	Flatroll,iron/ nas,HR,notclad,hoop&strip,4.75mm<=thick<=10mm,v	139 557	2 452 234	153 417	3 356 028
7211141200	Flatroll,iron/ nas,HR,notclad,corrugted,4.75mm<=thick<=10mm,crl	0	3 533	0	8 323
7211141900	Oth flatroll,iron/ nas,HR,notclad,4.75mm<=thick<=10mm	1 008	1 098 239	864	1 030 585
7211142100	Flatroll,iron/ nas,HR,notclad,hoop&strip,thick>10mm,width<=400	16 604	91 229	18 266	110 347
7211142900	Oth flatroll,iron/ nas,HR,notclad,thick>10mm	605	879 495	5 506	898 636
7211191100	Flatroll,iron/ nas,HR,notclad,hoop&strip,4.75mm>thick>=2mm,wid	586 507	1 836 170	461 431	1 832 192
7211191200	Flatroll,iron/ nas,HR,notclad,corrugted,4.75mm>thick>=2mm,crbo	0	7	0	70
7211191900	Oth flatroll,iron/ nas,HR,notclad,4.75mm>thick>=2mm	166 744	2 930 370	165 309	2 992 706
7211192100	Flatroll,iron/ nas,HR,notclad,hoop&strip,thick<2mm,width<=400	0	31 991	0	46 462
7211192900	Flatroll,iron/ nas,HR,notclad,2mm>thick>0.17mm	569	17 968	1 526	39 992
7211231000	Flatroll,iron/ nas,CR,notclad,crbon<0.25%corrugated	0	6	0	117
7211232000	Flatroll,iron/ nas,CR,notclad,crbon<0.25%hoop&strip,width<=400n	67 344	2 162 349	97 571	3 022 356
7211239010	Flatroll,iron/ nas,CR,notclad,crbon<0.25%thickness>40mm	0	26 971	0	29 668
7211239090	Oth flatroll,iron/ nas,CR,notclad,crbon<0.25%	0	98 491	0	116 710
7211292000	Flatrol,iron/ nas,CR,notclad,crbon>=0.25%hoop&strip,width<=400	199 507	3 589 083	484 852	8 045 940
7211293000	Flatrol,iron/ nas,CR,notclad,crbon>=0.25%thickness<=0.17mm	1 289	7 863	18 996	29 560
7211299000	Oth flatroll,iron/ nas,CR,notclad,crbon>=0.25%	124 827	1 520 733	265 803	2 712 074
7211901000	Oth Hoop&strip iron/ not alloy,not clad width < 400mm	1 813	15 287	2 901	28 482
7211903000	Oth flat-rolled iron/ not alloy,not cladthickness <= 0.17 mm	0	879	0	11 668
7211909000	Oth flat-rolled iron/ not alloy,not cladthickness > 0.17 mm	24 295	600 567	64 400	753 374
7212101000	Flat-rolled,iron/ nas,plated w/ tin,clad,width<=400mm,hoop&strip	0	154 981	0	220 957

I.3. IM POR M ENURUT KOM ODITI / IM PORT BY HS COM M ODITY
***** DESEM BER / DECEM BER 2014 *****

H S	Uraian Komoditi Commodity Description	Berat Bersih / Net Weight (Kg)		Nilai / Value C.I.F (US\$)	
		Bulan ini Current Month	Kumulatif Cum.Jan. to date	Bulan ini Current Month	Kumulatif Cum.Jan. to date
7212109100	Flat-rolled,iron/nas,plated w/ tin,clad,400mm<width<600mm,car	0	53 024	0	40 247
7212109900	Flat-rolled,iron/nas,plated w/ tin,clad,400mm<width<600mm,car	11 824	352 455	31 297	485 479
7212201000	Flat-rolled,iron/nas,electrolytic zinc,width<=400mm,hoop&strip	26 414	4 176 825	37 667	4 078 525
7212202000	Flat-rolled,iron/nas,electrolytic zinc,width<=400mm,carbon<0.6%	57 188	309 708	82 439	505 476
7212209000	Oth flat-rolled,iron/nas,electrolytic zinc	91 168	1 929 241	222 425	4 803 483
7212301000	Flat-rolled,iron/nas,plated zinc,clad,width<=400mm,hoop&strip	6 010 018	17 667 676	4 841 789	14 173 593
7212302000	Flat-rolled,iron/nas,plated zinc,clad,carbon<0.6%,thick<=1.5mm	0	85 340	0	71 660
7212309100	Flat-rolled,iron/nas,plated iron-zinc,carbon<0.04%,thick<=1.5mm,	0	9 979	0	15 730
7212309900	Flat-rolled,iron/nas,plated iron-zinc,carbon>=0.04%,thick<=1.5mm	21 697	699 338	20 546	452 791
7212401000	Flat-rolled,iron/nas,coated plastic,painted,varnished,hoop&strip,w	260 426	5 136 616	371 799	4 945 553
7212402000	Flat-rolled,iron/nas,coated plastic,painted,varnished,thick<=1.5mr	152 641	398 882	167 039	419 194
7212409000	Flat-rolled iron/ not alloy, other shape,painted, varnished/coated v	1 241 457	20 331 402	1 971 795	32 497 930
7212501100	Hoop,strip iron/ not alloy, width<400 mm,coated with chromium	0	3 947	0	24 557
7212501200	Flat-rolled iron/ not alloy, carbon<0.6%,thick > 1.5 mm, coated chr	0	2 438	0	4 821
7212501900	Flat-rolled iron/ not alloy, otherwiseplated or coated	7 096	649 567	21 038	1 183 632
7212502100	Hoop,strip iron/ not alloy, width<400 mm,coated with aluminium-z	16 141 185	39 804 674	12 767 246	32 339 081
7212502200	Flat-rolled iron/ not alloy, carbon<0.6%,thick > 1.5 mm, coated alu	6 398 088	18 439 587	5 100 750	14 836 914
7212502900	Flat-rolled iron/ not alloy, otherwiseplated or coated	10 073	31 832	36 452	110 461
7212509100	Other hoop,strip iron/ not alloy, width<400 mm	21 545	483 890	35 843	445 034
7212509200	Other flat-rolled iron/ not alloy,carbon<0.6%, thick > 1.5 mm	0	669 918	0	1 382 133
7212509900	Flat-rolled iron/ not alloy, otherwiseplated or coated	23 791	1 727 755	27 360	1 833 662
7212601000	Hoop,strip iron/ not alloy, clad width< 400mm	43 791	793 395	146 235	3 222 457
7212602000	Flat-rolled iron/ not alloy, carbon<0.6%,thick > 1.5 mm, clad	10 224	50 260	16 241	92 910
7212609000	Flat-rolled iron/ not alloy, clad	9 816	428 869	79 539	433 959
7213100000	Containing indentations,ribs,grooves ofcircular crosssection <= 50	0	48 264	0	80 330
7213200000	Other bars, rods, hot-rolled , in irreg.of free-cutting steel	71 557	1 457 587	194 843	2 801 913
7213911000	Bar,hot-roll,irreg. wound coil,iron/ non-alloy steel,less 14mm,for s	0	314 848	0	213 816
7213912000	Bar,hot-roll,irreg. wound coil,iron/ non-alloy steel,less 14mm,for c	0	1 420 434	0	24 982 509
7213919000	Oth Bar,hot-roll,irreg. wound coil,iron/ non-alloy steel,oth free-cut	4 596 328	86 760 658	3 378 442	66 673 836
7213999000	Oth Bar,hot-roll,irreg. wound coil,iron/ non-alloy steel,circular less	1 393 223	18 180 428	1 447 955	19 168 619
7214101100	Oth bars,rods of iron, non-alloy steelforged,carbon<0.6%,circlr cro	571 957	9 357 224	5 111 355	7 285 186
7214101900	Oth bars,rods of iron, non-alloy steelforged,carbon<0.6%,not cir	211 634	3 237 188	363 590	5 104 607
7214102100	Oth bars,rods of iron, non-alloy steelforged,carbon>=0.6%,circlr cr	104 647	516 365	81 813	440 315
7214102900	Oth bars,rods of iron, non-alloy steelforged,carbon >= 0.6%,not cir	73	625 922	8 964	1 069 346
7214203100	Cont. indentation,rib,groove,carbon<0.6%circ. cross-section,for co	0	192 585	0	174 401
7214203900	Cont. indentation,rib,groove,carbon<0.6%circ. cross-sect. not for c	0	7 604	0	21 277
7214204900	Cont. indentation,rib,groove,carbon<0.6%not circ.cros.sec.not for	0	120 985	0	140 087
7214205900	Cont.indentation,rib,groove,carbon>=0.6%circ. cross-sect. not for	476	603	3 520	8 954
7214206900	Cont.indentation,rib,groove,carbon>=0.6%not circ.cros.sec.not for	12 449	430 771	63 093	429 797
7214300000	Other bars & rods, not forged, of free-cutting steel	894 993	2 172 974	592 646	2 224 444
7214911010	Concrete steel, hot-rolled,hot-drawn ,hot-extruded, carbon < 0.6%	444 969	8 823 209	248 629	3 689 826
7214911020	Shaft bars, manganese steel, hot-rolled,hot-drawn, hot-extruded, i	180 194	1 537 060	308 503	3 050 432
7214911090	Other bars & rods, hot-rolled,hot-drawnor hot-extruded, carbon <	140 835	4 092 351	165 381	3 952 643
7214912010	Concrete steel, hot-rolled,hot-drawn ,hot-extruded, carbon >= 0.6	59 127	1 597 198	56 925	2 633 079
7214912020	Shaft bars, manganese steel, hot-rolled,hot-drawn, hot-extruded, i	1 824	113 571	4 797	138 287
7214912090	Other bars & rods, hot-rolled,hot-drawnor hot-extruded, carbon >	15 227	1 794 706	19 621	2 044 879
7214991010	Carbon,oth than of circular cross-section: concrete steel	1 048 341	16 996 314	586 825	10 151 755
7214991020	Carbon, other than of circular cross-section:shaft bars; manganese	272 622	2 485 679	494 203	5 223 451
7214991090	Oth. carbon, other than of circularcross-section	1 940	19 285	3 587	59 629
7214999010	Oth. carbon, other than of circularcross-section concrete steel	0	6	0	682
7214999020	Oth. carbon, other than of circularcross-sect:shaft bars; manganese	6 563 592	80 113 127	6 214 792	80 730 371
7214999090	Oth.Than Concrete steel, Shaft bars,manganes steel	185 064	1 293 455	213 104	1 452 120
7215100000	Oth bars & rods of iron/ non-alloy steelfree-cutting steel,cold-form	463 035	6 111 440	579 955	9 936 899
7215501000	Oth bars & rods of iron/ non-alloy steelcontaining by weight 0.6% c	2 933	1 642 789	10 341	2 251 371
7215509100	Oth bars & rods of iron/ non-alloy steel,cont.carbon <0.6%,for conc	0	96	0	418
7215509900	Oth bars & rods of iron/ non-alloy steel,cont.carbon<0.6%,not for c	1 005 360	9 187 192	1 588 860	17 588 750
7215901000	Oth Mangan steel/ shaft bars,containingby weight less than 0.6% o	100	735 827	756	184 193
7215909000	Manganese steel/ shaft bars,containing byweight less than 0.6% of	282 372	4 359 578	346 321	4 538 592
7216100000	U, i or h sections , not further workedthan hot-rolled, of a height <	1 288 190	3 974 746	946 311	4 493 713
7216210000	L section of iron/ non-alloy steel, notworked than hot-rolled,of a h	255 976	4 710 943	282 291	3 936 494
7216220000	T section of iron/ non-alloy steel, notworked than hot-rolled,of a h	4 710	320 792	3 630	289 417
7216310000	U, I or H sections, not further workedU sections	1 761 382	9 144 969	1 365 313	7 314 157
7216320000	U, I or H sections, not further workedI sections	496 827	9 252 850	283 995	5 871 387
7216330000	U, I or H sections, not further workedH sections	2 085 675	35 063 231	1 535 784	28 875 781

I.3. IM POR M ENURUT KOM ODITI / IM PORT BY HS COM M ODITY
 *** DESEM BER / DECEM BER 2014 ***

H S	Uraian Komoditi Commodity Description	Berat Bersih / Net Weight (Kg)		Nilai / Value C.I.F (US\$)	
		Bulan ini Current Month	Kumulatif Cum.Jan. to date	Bulan ini Current Month	Kumulatif Cum.Jan. to date
7216400000	L/T sect,not further work than hot-rollhot-drawn/extrud,a height c	149 524	15 852 856	84 877	10 240 801
7216501000	Oth angles,shapes§ions,not furtherof a height of less than 80	450 686	2 518 927	325 826	2 166 400
7216509000	Oth angles, shapes & sect,not further of a height of more than 80 r	1 962 495	23 777 143	1 492 892	20 761 955
7216610000	Angles,shapes§ions,not worked thancold-formed,obtain from	131 562	136 219	104 438	128 534
7216690000	Angle,shape§,not workthan cold formoth than obtain from fla	1 397 144	5 476 199	1 134 394	7 946 458
7216910000	Oth angles,shapes§,not further workcold form/finish from flat	141 343	813 508	76 808	632 315
7216990000	Oth angles,shapes§,not further workoth than cold form/finish	1 105 905	11 157 705	874 405	9 427 335
7217101000	Wire of iron/ non-alloy steel,not platd/ coated,cont.carbon < 0.25%	6 695 464	43 550 081	1 918 038	14 301 354
7217102200	Wire: bead,flat hard steel reed,prestresconcrete steel,0.25%>cont	211 012	1 772 602	310 939	2 749 857
7217102900	Other wire of iron or non-alloy steel,not plate/coated, 0.25%=< ca	772 515	18 187 895	726 620	14 907 531
7217103110	Prestressed concrete steel wire,contain carbon>=0.6%by weight	622	952 862	5 622	874 971
7217103190	Wire: spokes,bead,reed,free cut.steelcontain carbon>=0.6%by we	59 478	409 865	68 088	663 621
7217103900	Other wire of iron or non-alloy steel,not plated/coated, cont. carb	1 158 559	11 739 250	804 303	10 626 251
7217201010	Wire of iron/ non-alloy steel,plated w/ zinc > 240gr/m2, cont.carbo	316 265	4 399 646	210 623	3 705 454
7217201090	Wire of iron/ non-alloy steel,plated w/ zinc <= 240gr/m2, cont.carb	2 976 742	23 782 979	1 067 586	8 143 664
7217202000	Wire of iron/ non-alloy steel,plated w/ zinc,cont.carbon>0.25% & <	0	230 661	0	956 857
7217209100	High carbon steel core wire,for almiumconductors steel reinforce	219	11 248	26 515	863 050
7217209900	Oth than high carbonsteel core wire,foraluminium conduct steel re	524 169	2 770 830	746 194	6 499 647
7217301100	Wire of iron/ non-alloy steel,plated orcoated with tin,cont.carbon .	0	197	0	2 260
7217301900	Wire of iron/ non-alloy steel,plated orcoated with out tin,cont.cart	1 510	120 255	12 114	288 718
7217302900	Wire of iron/ non-alloy steel,plated orcoated w/out tin,cont.0.25%	5 147	20 439	59 137	225 590
7217303110	Copper alloy coated w/brass of pneumaticrubbers tyre	1 607 546	21 394 091	1 836 948	27 354 215
7217303190	Copper alloy coated with other copperalloys of pneumatic rubbers	852 753	9 858 152	964 789	11 080 913
7217303200	Wire of iron/ non-alloy steel,plated/ coatwith tin, cont.carbon>=0.6	421 141	4 795 073	474 630	5 304 067
7217303900	Wire of iron/ non-alloy steel,plated/ coatwi/ out tin & copper, cont.	90 546	2 355 586	259 461	4 565 907
7217901000	Oth wire iron/ non-alloy steel,plate/ coatwith other metals, 0.25%<	74 254	1 478 377	126 103	2 219 952
7217909000	Oth wire iron/ non-alloy steel,plate/ coatwith other metals, 0.25%>	80 726	340 933	144 160	907 901
7218100000	Ingots & oth primary forms of stainlesssteel	856	106 147	16 084	374 449
7218910000	Semi-finished prod.of stainless steel ofrectangulr (not square) cross	0	115 649	0	194 361
7218990000	Oth semi-finished prod.of stainlesssteel	379 491	5 810 105	3 012 094	45 222 769
7219110000	Flat-roll prod of stainless steel,hotrolled,in coil of a thick exceed 10	1 250 474	7 842 480	1 130 043	6 679 596
7219120000	Flat-roll prod of stainless steel,hotroled,in coil of a 4.75mm=<thick	583 284	6 475 972	1 117 852	12 198 958
7219130000	Flat-roll prod of stainless steel,hotrolled,in coil of a 3mm=<thick=<	5 246 135	63 971 330	10 021 148	105 354 978
7219140000	Flat-roll prod of stainless steel,hotrolled,in coil of a thickness=<=3m	2 908 663	40 285 284	3 777 554	52 928 836
7219210000	Flat-roll prod of stainless steel,hotrolled,not in coil of a thick > 10n	272 696	6 101 729	895 524	13 387 832
7219220000	Flat-roll prod of stainless steel,hotroll,not in coil of 4.75mm=<thick	1 330 488	17 146 791	2 855 264	38 246 583
7219230000	Flat-roll prod of stainless steel,hotroll,not in coil of a 3mm=<thick<	860 404	10 937 440	1 803 830	22 867 266
7219240000	Flat-roll prod of stainless steel,hotrolled,not in coil of a thickness<	76 186	1 225 970	85 313	1 614 361
7219310000	Flat-rolled prod.of stainless steel,cold rolled, of a thickness >= 4.75	165 599	386 136	427 534	932 373
7219320000	Flat-rolled prod.of stainless steel,cold rolled, 3 mm =< thickness <	342 021	2 664 178	959 605	6 620 902
7219330000	Flat-rolled prod.of stainless steel,cold rolled, 1 mm < thickness < 3	4 565 934	46 614 168	7 326 482	78 942 723
7219340000	Flat-rolled prod.of stainless steel,cold rolled, 0.5 mm =< thickness	1 982 312	27 362 949	3 580 526	49 231 228
7219350000	Flat-rolled prod.of stainless steel, ofa thickness < 0.5 mm	1 596 526	11 186 762	2 675 495	21 046 902
7219900000	Oth flat-roll prod.of stainless steel,thick>=1.5mm & <125mm patte	849 890	10 714 570	741 417	10 822 378
7220111000	Hoop & strip of stainless steel, hotrolled,of a thick >= 4.75 mm,wic	53 391	1 878 301	173 903	3 898 042
7220119000	Hoop & strip of stainless steel, hotroled,of a thick >= 4.75 mm,wid	769 032	17 972 468	603 732	15 315 940
7220121000	Hoop & strip of stainless steel, hotrolled,of a thick < 4.75 mm,widt	0	394 682	0	1 278 945
7220129000	Hoop & strip of stainless steel, hotrolled,of a thick < 4.75 mm,widt	155 337	976 325	627 708	8 159 822
7220201000	Hoop & strip of stainless steel, coldrolled, width < 400mm	80 681	1 388 750	296 689	6 741 254
7220209000	Hoop & strip of stainless steel, coldrolled, width>400mm	229 708	3 624 636	571 142	7 960 416
7220901000	Hoop & strip of stainless steel, notcold rolled, width < 400mm	16 068	278 747	166 071	2 855 119
7220909000	Hoop & strip of stainless steel, notcold rolled, width > 400mm	304 189	9 913 528	984 998	17 541 524
7221000000	Bars & rods, hot-rolled,in irregularlywound coils, of stainless steel.	763 128	4 747 503	372 020	6 624 832
7222110000	Bars,rods, hot-rolled, in irregularly ofcircular cross-section	168 974	3 429 142	481 567	5 664 970
7222190000	Bars,rods, hot-rolled, in irregularly ofnot circular cross-section	11 014 206	30 799 689	5 715 643	21 547 261
7222201000	Bars,rods, cold-formed or cold-finishedof circular cross-section	201 138	2 131 978	818 856	9 526 136
7222209000	Bars,rods, cold-formed or cold-finishedof not circular cross-sectio	147 585	2 484 482	783 426	9 789 154
7222301000	Other bars and rods of circular cross-section	120 300	627 967	153 568	912 788
7222309000	Other bars and rods of not circularcircular cross-section	349 529	9 822 409	860 960	14 648 352
7222401000	Angles,shapes§ions,not further workthan hot-rolled,hot-draw	104 438	2 039 168	76 914	1 955 611
7222409000	Angles,shapes§ions, further workedthan hot-rolled,hot-drawr	297 635	3 014 381	1 008 621	5 137 186
7223000000	Wire of stainless steel having a cross-sectional dimension exceedir	1 102 289	13 899 290	4 343 204	54 054 408
7224100000	Ingots & oth primary forms of oth alloysteel	46 117 900	70 005 734	21 342 844	33 797 631
7224900000	Semi-finished prod. of oth alloy steel	2 063 759	40 758 609	1 441 093	34 119 828

I.3. IM POR M ENURUT KOM ODITI / IM PORT BY HS COM M ODITY
***** DESEM BER / DECEM BER 2014 *****

H S	Uraian Komoditi Commodity Description	Berat Bersih / Net Weight (Kg)		Nilai / Value C.I.F (US\$)	
		Bulan ini Current Month	Kumulatif Cum.Jan. to date	Bulan ini Current Month	Kumulatif Cum.Jan. to date
7225110000	Grain-oriented of silicon-elect steel awidth of 600 mm or more.	1 332 134	12 497 719	2 397 701	20 489 302
7225190000	Oth than Grain-orient of silicon-electsteel a width of 600 mm or m	3 492 754	24 823 666	3 061 918	23 006 611
7225301000	Flat-roll high speed steel,width>=600mm,not further worked than	0	1 912 511	0	1 105 182
7225309000	Flat-roll not high speed steel,w.>=600mmnot further worked than	12 598 204	38 729 885	7 312 195	29 738 858
7225401000	Flat-roll high speed steel,width>=600mm,not further work th hot-r	0	29 991 461	0	18 938 832
7225409000	Flat-roll not high speed steel,w.>=600mmnot further work th hot-r	3 848 118	36 046 684	3 482 894	38 893 145
7225501000	Flat-roll high speed steel,width>=600mm,not further worked than	0	527 637	0	611 453
7225509000	Flat-roll not high speed steel,w.>=600mmnot further worked than	22 119 360	164 641 896	16 275 724	129 713 867
7225919000	Oth flat-roll not hi.sped stel,w.>=600mmelectrolytically plated/coa	1 504 179	12 596 131	1 486 699	12 030 953
7225929000	Oth flat-roll not hi.sped stel,w.>=600mmotherwise plated or coate	2 438 175	42 273 988	2 184 537	32 529 763
7225991000	Oth flat-roll high speed steel,w.>=600mmotherwise plated or coat	0	609 580	0	532 506
7225999000	Oth flat-roll not hi.sped stel,w.>=600mmotherwise plated or coate	3 819 385	35 036 254	2 909 041	34 035 963
7226111000	Hoop & strip, grain-oriented of siliconelectrical steel, of a width <=	0	1 719 356	0	3 421 056
7226119000	Hoop & strip, grain-oriented of siliconelect steel, of a width >400 r	221 410	5 217 132	511 743	10 999 044
7226191000	Hoop,strip,oth than grain-orient ofsilicon elect steel,of a width<= 4	30 807	1 069 696	80 259	2 568 638
7226199000	Hoop,strip,oth than grain-orient ofsilicon elect steel,of width>400	98 576	2 376 930	90 284	3 779 628
7226201000	Hoop & strip of high speed steel of awidth <= 400 mm	3 607	4 662	27 457	42 494
7226209000	Hoop & strip of high speed steel of awidth > 400 mm, < 600mm	0	46 119	0	108 354
7226911000	Hoop,strip of oth alloy steel,hot rolledof a width <= 400 mm	61 543	1 853 986	87 539	3 833 329
7226919000	Hoop,strip of oth alloy steel,hot rolledwidth >400 mm, <=600mm	371 817	2 999 149	538 228	4 371 157
7226921000	Hoop,strip of oth alloy steel, coldrolled, of a width <= 400 mm	0	348 066	0	925 139
7226929000	Hoop,strip of oth alloy steel, coldrolled, width >400 mm, <= 600m	108 314	3 801 125	1 117 927	14 264 473
7226991100	Hoop & strip of oth alloy steel, width<= 400 mm,not further work	0	9 163	0	39 579
7226991900	Not hoop&strip of oth alloy steel, width<= 400 mm,not further wo	0	549 713	0	541 916
7226999100	Hoop&strip of oth alloy steel, w.>400mm& <= 600mm,plated/coat	1 740	28 562	13 266	93 331
7226999900	Hoop&strip of oth alloy steel, w.>400mm& <= 600mm,plated/coat	1 396 268	12 379 731	2 361 216	10 725 766
7227100000	Bars & rods, hot-rolled, in irregularlywound coils, of high speed ste	0	51 390	0	331 267
7227200000	Bars & rods, hot-rolled, in irregularlywound coils, of silico-mangan	1 803 422	29 049 279	971 258	17 590 722
7227900000	Oth bars & rods, hot-rolled, inirregularly wound coils	65 714 716	605 668 250	33 759 769	347 139 045
7228101000	Bars & rods, of high speed steel, ofcircular a cross-section	17 179	95 003	48 219	646 088
7228109000	Bars & rods, of high speed steel,not ofcircular a cross-section	555	551 152	9 921	2 382 024
7228201100	Bars&rods,silico-mangan steel,circular across-section,hot-roll/drav	0	139 948	0	133 905
7228201900	Bars&rods,silico-mangan steel,circularcross-section,not hot-roll/dr	0	1 567 027	0	1 654 083
7228209100	Bar&rod,silico-mangan steel,not circularcross-section,hot-roll/dra	0	48 670	0	71 016
7228209900	Bar&rod,silico-mangan steel,not circularcross-section,not hot-roll/	189 586	1 871 846	499 288	4 737 717
7228301000	Oth bars&rods,of silico-manganese steelof circular cross-section	14 538 857	119 151 300	13 590 106	119 905 043
7228309000	Oth bars&rods,of silico-manganese steelnot of circular cross-secti	9 802 467	125 963 690	9 866 403	126 008 131
7228401000	Oth bars,rods,not further worked thanforget, of circular cross-sect	137 655	982 013	260 442	2 477 599
7228409000	Oth bars,rods,not further worked thanforget, not of circular cross-	72 678	5 467 396	246 982	6 889 834
7228501000	Oth bars,rods,not formed/cold finishedof circular cross-section	958 194	8 653 493	1 850 118	18 171 889
7228509000	Oth bars,rods,not formed/cold finishednot of circular cross-sectio	2 080 289	38 321 141	1 389 524	31 261 278
7228601000	Other bars and rods : of circular cross-section	46 986	2 362 896	36 790	4 283 530
7228609000	Other bars and rods : not of circularcross-section	430 360	7 827 011	613 509	9 566 293
7228701000	Angles,shapes& sections,oth bars&rods,cross-section,hot-roll/draw	180 098	161 847 845	97 095	88 537 587
7228709000	Angles,shapes& sections,oth bars&rods,cross-section,not hot-roll/c	3 161 185	79 770 837	1 687 667	48 228 283
7228801100	Hollow drill bars,rods, weight >=0.6% ofcircular cross-section	41 409	393 330	193 141	2 079 923
7228801900	Hollow drill bars,rods, weight >=0.6%not of circular cross-section	8 583	162 360	6 025	151 611
7228809000	Oth. Hollow drill bars and rods	118 935	2 219 214	114 493	3 114 287
7229200000	Wire of silico-manganese steel	75 044	1 525 232	90 301	1 621 991
7229901000	Wire of other alloy steel. of high speedsteel	43 502	4 200 927	96 353	3 897 438
7229909010	Wire of other alloy steel. not of highspped steel,chromium>=0.5%	538 671	6 960 428	1 065 339	14 892 126
7229909090	Wire of other alloy steel. not of highspped steel,chromium<0.5%	3 486 246	30 276 345	4 381 825	42 829 548
7301100000	Sheet piling of iron or steel	1 558 211	21 126 246	982 654	15 884 508
7301200000	Angles, shapes and sections of iron orsteel	31 084	267 871	27 058	3 098 533
7302100000	Rails of iron or steel	16 355 264	40 202 872	14 030 744	36 101 172
7302300000	Switch-blades, crossing frogs,point rodsand other crossing pieces	694 400	6 184 879	2 271 412	13 270 417
7302400000	Fish-plates and sole plates of iron orsteel	60 730	1 911 282	111 446	2 268 130
7302901000	Sleepers, of iron or steel	0	111 498	0	644 085
7302909000	Other than sleepers, of iron or steel	280 736	3 950 684	610 041	10 918 382
7303001100	Hubless tubes and pipes	101 282	1 759 601	177 142	2 962 974
7303001900	Tubes and pipes with hub	949 988	10 629 242	1 313 100	10 870 823
7303009010	Hollow profiles, of cast iron with anexternal diameter < =100 mm	248 650	2 522 990	223 412	2 697 777
7303009090	Hollow profiles, of cast iron with anexternal diameter > 100 mm	5 069 415	14 740 341	2 399 209	20 855 244
7304110000	Tubes, pipes and hollow profiles,seamless, of stainless steel	444 439	7 032 565	1 998 834	27 336 253

I.3. IM POR M ENURUT KOM ODITI / IM PORT BY HS COM M ODITY
 *** DESEM BER / DECEM BER 2014 ***

H S	Uraian Komoditi Commodity Description	Berat Bersih / Net Weight (Kg)		Nilai / Value C.I.F (US\$)	
		Bulan ini Current Month	Kumulatif Cum.Jan. to date	Bulan ini Current Month	Kumulatif Cum.Jan. to date
7304190000	Oth.tube,pipe&hollow profile,seamless,line pipe of a kind use for c	21 220 032	175 876 681	19 859 261	213 876 574
7304220010	Oth.tube,pipes&hollow profile,seamless,unfinished drill pipe (gree	9	195 755	66	723 516
7304220090	Oth.tube,pipes&hollow profile,seamless,unworked pipe end	214	2 516 022	11 208	2 683 495
7304230010	Unfinished drill pipe (green pipe) withyield strength less than 75,0	534 164	2 504 349	818 601	4 099 900
7304230090	Oth. unfinished drill pipe (green pipe)	750 801	19 062 759	3 496 516	32 208 834
7304240010	Unfinsh case&tube, yield strgh<75000Psoth.of stanlss stel for drill	697 876	11 247 802	4 548 238	43 556 604
7304240090	Oth.unfinish casetube&unworked pipe endwith yield strength less	896 084	2 309 554	815 139	2 796 658
7304290010	Unfinish casetube&unworked pipe end withyield strength less tha	13 498 091	270 475 125	33 802 998	437 167 634
7304290090	Oth.unfinish casetube&unworked pipe endwith yield strength less	1 609 839	18 914 432	1 616 394	33 957 397
7304311000	Drillrod casing&tubing,w/pin&box thread,cold-drawn/ rolled,circul	26 080	880 988	163 040	2 040 364
7304312000	High-pressure pipe,cold-drawn/ rolled,circular cross-section,iron/ a	8 074	390 380	64 779	1 093 669
7304314000	Circular cross-section,iron/ non-alloysteel,diameter<140mm&carb	301 964	655 106	514 446	985 197
7304319000	Circular cross-section,iron/ non-alloysteel,diameter>=140mm&carl	1 375 326	20 371 402	2 817 098	39 609 948
7304392000	Oth circ.cross-section,iron/ non-alloy,high-pressure pipe	6 077	196 289	13 731	349 057
7304394000	Oth circ.cross-section,iron/ non-alloy,steel,diameter<140mm&cart	500	272 913	3 350	558 515
7304399000	Oth circ.cross-section,iron/ non-alloy,steel,diameter>=140mm&car	1 272 134	11 930 132	2 314 394	27 433 755
7304410000	Cold-drawn or cold-rolled (cold-reduced)stainless steel	155 005	1 695 064	704 989	17 423 930
7304490000	Oth. Cold-drawn or cold-rolled (cold-reduced) stainless steel	229 711	3 337 072	657 975	19 640 043
7304511000	High press. conduits,of circular cross-sect.of oth alloy steel,cold ro	4 853	104 562	8 338	379 772
7304519000	Oth tubes/ pipes/ hollow profiles,seamlesscold rolled,crclr c-s of otl	99 260	455 996	814 464	2 622 335
7304590000	Oth.Drill rod casing&tubing with pin§.of oth alloy steel,cold rc	1 317 095	8 270 263	6 382 118	27 068 139
7304901000	Oth tubes/ pipes/ hollow profiles,seamleshigh-pressure pipe	641 993	4 549 562	636 501	10 396 622
7304903000	Oth tubes/ pipes/ hollow profiles,seamlesssteel,diameter<140mm&	7 166	123 128	18 475	312 506
7304909000	Oth tubes/ pipes/ hollow profiles,seamlesssteel,diameter>=140mm	844 121	18 079 317	1 422 873	46 902 097
7305110000	Lines pipe, for oil or gas longitudinalallsubmerged arc welded of iror	1 922 133	44 154 617	8 033 985	68 064 023
7305121000	Electric Resistance Welded (FRW), usedfor oil/ gas pipe,external di	1 475 980	11 267 133	2 093 555	10 997 166
7305129000	Oth longitudinally welded, used for oilor gas pipe, external diamet	5	3 022 604	960	3 113 724
7305191000	Oth line pipe iron/ steel for oil,exter.diam.>406.4mm,spiral/ helic	19	29 154	4 265	70 251
7305199000	Oth line pipe iron/ steel for oil,exter.diam.>406.4mm,not spiral/he	106 351	761 078	61 807	3 948 030
7305200000	Casing of iron/ steel used in drillingfor oil/ gas external diameter 40	978 847	1 596 291	1 218 087	3 138 661
7305311000	Lines pipe, for oil or gas longitudinalallwelded, stainless steel pipes&	78 704	1 072 694	315 122	43 784 643
7305319000	Lines pipe, for oil or gas longitudinalallwelded,not stainless steel pip	14 160	7 673 820	52 117	37 486 376
7305391000	Oth.lines pipe,for oil/ gas longitudinalallwelded,high-pressure pipe	44	511	69	12 930
7305399000	Oth.lines pipe,for oil/ gas longitudinalallwelded,not high-pressure pi	0	142 328	0	164 224
7305900000	Oth.lines pipe,for oil/ gas longitudinalalloth.stainless steel pipes & tu	82 114	114 501	92 955	3 069 732
7306111000	Line pipe,use for oil/ gas pipeline,weldeo of stainless steel,Electric R	923	445 849	23 689	2 049 448
7306112000	Line pipe,use for oil/ gas pipeline,weldestainless steel,spiral/ helic	0	24 204	0	217 995
7306119000	Line pipe,use for oil/ gas pipeline,weldeo of steel	3	1 029 424	367	6 499 319
7306191000	Oth line pipe use for oil/ gas pipe weldeo th stainless steel,electron	793 965	17 504 019	466 365	16 733 350
7306192000	Oth line pipe use for oil/ gas pipe weldeo th stainles stel,spiral/ helic	75 471	169 607	75 320	199 878
7306199000	Oth line pipe use for oil/ gas pipe weldeo th stainles stel,not ERW&	1 093 790	4 906 907	1 286 567	8 570 985
7306210000	Casing&tubing of a kind use in drillingwelded, of stainless steel	45 209	298 634	163 842	1 422 863
7306290000	Oth.casing&tubing of a kind use in drilling,welded,of stainless stee	100 195	9 223 402	338 441	13 953 880
7306301010	Boilr tube weld,of circrlr cross-sect ofiron/ non ally stel intrnl diam	185	1 957 791	2 931	2 872 924
7306301020	Boilr tube weld,of circrlr cross-sect ofiron/ non ally stel intrnl diam	56 622	580 128	373 081	2 208 944
7306302010	Boilr tube weld,of single/ double walled,coppr plate,intrnl diamtr<	198 052	8 218 117	690 098	61 562 083
7306302020	Boilr tube weld,of single/ double walled,coppr plate,intrnl diamtr>	33 367	576 131	67 375	1 243 278
7306303000	Boilr tube weld,of single/ double walled,coppr plate,sheath pipe fo	2 969	62 268	6 091	226 408
7306304010	Oth welded,sircular cross-saction,highpressure pipe,intrnl diamtr<	41	9 886	899	29 572
7306304090	Oth welded,sircular cross-saction,highpressure pipe,intrnl diamtr>	0	40 468	0	62 342
7306309010	Oth.boilr tube weld,of single/ doublewelled,coppr plate,intrnl diam	562 913	2 182 089	597 236	9 253 166
7306309090	Oth.boilr tube weld,of single/ doublewalled,coppr plate,intrnl diam	655 428	24 366 578	1 026 766	26 619 848
7306401010	Oth.weld,of circrlr cross-section ofweld boilr tube w intrnl diamtr<	2 480	20 074	62 787	389 426
7306401020	Oth.weld,of circrlr cross-section ofweld boilr tube w intrnl diamtr>	835 986	903 410	1 571 639	2 000 609
7306402000	Welded boiler tubes of stainless steelwith internal diametre >12.5	160 579	2 073 865	499 751	5 083 171
7306403000	S'less steel pipes & tubes welded ofcircrlr cross sec. w extrl dmtr>1	0	191 384	0	3 439 784
7306409000	Oth,not welded of circular cross sect. with internal diameter > 12,5	1 723 679	14 762 832	3 474 510	30 298 592
7306501010	Oth.boilr tube,weld,of circrlr cross-sectn,oth alloy steel int.dmtr<=1	249	237 404	4 305	630 909
7306501020	Oth.boilr tube,weld,of circrlr cross-sectn,oth alloy steel int.dmtr>1	7 251	122 152	12 561	560 120
7306509010	Oth.boilr tube,weld,of circrlr cross-high pressure conduits	0	140 156	0	1 609 146
7306509090	Oth.boilr tube,weld,of circrlr cross-highpressure conduits	3 188 720	5 595 631	20 635 504	29 667 575
7306610010	Oth.boilr tube,weld,square/ rectangularcross sectin,with int.diamtr	32 666	907 824	74 829	1 101 800
7306610090	Oth.boilr tube,weld,square/ rectangularcross sectin,with int.diamtr	3 122 213	26 795 487	2 274 627	19 469 109
7306690010	Oth.boilr tube,non circrlr crss-sectionwith internal diameter<=12,!	0	6 589	0	25 023

I.3. IM POR M ENURUT KOM ODITI / IM PORT BY HS COM M ODITY

*** DESEM BER / DECEM BER 2014 ***

H S	Uraian Komoditi Commodity Description	Berat Bersih / Net Weight (Kg)		Nilai / Value C.I.F (US\$)	
		Bulan ini Current Month	Kumulatif Cum.Jan. to date	Bulan ini Current Month	Kumulatif Cum.Jan. to date
7306690090	Oth.boilr tube,non circuir crss-sectionwith internal diameter>12,5i	0	11 283	0	68 666
7306901010	Bundy-weld pipes and tubes,with internaldiameter <= 12,5mm	181	123 885	5 351	300 614
7306901090	Bundy-weld pipes and tubes,with internaldiameter > 12,5mm	24	4 864	478	33 622
7306909010	Oth.thn bundy-weld pipes & tubes, withinternal diameter <= 12,5r	5 802	101 734	170 990	1 386 821
7306909090	Oth.thn bundy-weld pipes & tubes, withinternal diameter > 12,5m	429 628	8 217 455	894 959	13 070 330
7307111000	Cast fitting of non-malleable cast ironhubless tube or pipe fittings	27 033	100 418	45 420	247 826
7307119000	Cast fitting of non-malleable cast iron tube or pipe fittings with hut	34 781	175 399	207 329	1 691 171
7307190000	Cast fitting of other than non-malleablecast iron	242 747	1 461 512	861 524	5 335 190
7307211000	Oth pipe of stainless steel flangesinternal diameter<15cm	38 592	346 750	439 268	2 818 318
7307219000	Oth pipe of stainless steel flangesinternal diameter>=15cm	205 561	4 488 456	1 675 762	23 825 740
7307221000	Oth pipe,stainless steel threaded elbow,bends& sleeves,internal d	15 071	136 435	86 904	2 627 684
7307229000	Oth pipe,stainless steel threaded elbow,bends& sleeves,internal d	91 017	2 053 476	930 637	12 371 166
7307231000	Oth pipe,stainless steel butt welding,fittings, internal diameter<15	93 230	1 612 560	157 436	4 943 516
7307239000	Oth pipe,stainless steel butt welding,fittings, internal diameter>=1	678 186	9 935 563	3 067 432	40 685 406
7307291000	Oth stainlss steel oth.than flanges,butt welding,threaded elbow,be	25 783	2 835 197	304 663	3 564 204
7307299000	Oth stainlss steel oth.than flanges,butt welding,threaded elbow,be	965 261	12 134 297	6 854 387	54 783 747
7307911000	Oth tube or pipe fittings flanges,internal diameter<15cm	152 862	3 929 721	226 901	7 724 417
7307919000	Oth tube or pipe fittings flanges,internal diameter>=15cm	725 091	12 784 374	1 861 505	30 411 057
7307921000	Oth tube/pipe fittings threaded elbows,bends& sleeves,internal dia	15 646	188 742	111 593	1 429 962
7307929000	Oth tube/pipe fittings threaded elbows,bends& sleeves,internal dia	84 679	1 090 282	613 293	7 318 779
7307931000	Oth tube/pipe fittings,butt weldingfittings,internal diameter<15cr	259 141	4 241 049	350 019	7 190 496
7307939000	Oth tube/pipe fittings,butt weldingfittings,internal diameter>=15c	599 210	9 042 363	1 974 296	37 476 224
7307991000	Oth tube/pipe fittings,not butt welding/ flanges/ elbows,internal dia	65 692	1 364 373	1 099 030	16 461 216
7307999000	Oth tube/pipe fittings,not butt welding/ flanges/ elbows,internal dia	459 251	6 638 474	4 261 617	59 666 510
7308101000	Bridges and bridge sect. w prefab'tedtype joined by shear connect	2 162 634	11 021 887	3 295 869	32 470 812
7308109000	Other bridges and bridge sections	506 165	3 783 001	985 964	7 985 777
7308201100	Towers with prefabricated modular typejoined by shear connector	0	1 537 823	0	2 601 132
7308201900	Other towers	2 660 318	9 347 366	5 616 232	25 882 435
7308202100	Lattice masts w prefabricated modular type joined by shear connec	1 328	43 311	11 853	250 791
7308202900	Other lattice masts	2 050 073	27 010 142	2 716 254	73 581 667
7308300000	Doors, windows and their frames & threshold for doors	102 583	2 647 678	400 522	9 702 049
7308401000	Equip. for scaffolding w prefabricatedmodlr type joined by shear c	610	485 016	810	153 667
7308409000	Other equipment for scaffolding, shuttering, propping or pit propp	2 148 414	16 367 325	4 549 121	22 621 311
7308902000	Other, prefabricated modular type joinedby shear connectors	1 628 653	19 104 663	6 593 992	35 107 471
7308904000	Oth corrug,curved/bent galv'd plt f ass'bly,into undgrnd conduits&	5 258	903 846	40 063	3 039 756
7308905000	Other structures & parts of structures,rail for ships	21	81 368	460	110 860
7308906000	Other structures & parts of structures,perforated cable trays	9 451	444 585	13 042	1 746 317
7308909200	Other structures & parts of structures,guardrails	158 631	1 083 667	184 551	1 295 525
7308909900	Other structures & parts of structures,not guardrails	15 399 787	123 640 384	25 679 117	261 145 203
7309001100	Reservoir,tank,vat& similar,of iron/ steel,cap.>300ltr,lined/ heat-ins	10 740	687 572	131 500	2 090 791
7309001900	Reservoir,tank,vat& similar,of iron/ steel,cap.>300ltr,not lined/ heat	2 426 481	6 072 631	2 607 964	17 053 468
7309009100	Oth reservoi,tank,vat& similar,iron/ steel,cap.>300ltr,lined/ heat-ins	2 278	459 009	39 691	5 849 091
7309009900	Oth reservoi,tank,vat& similar,iron/ steel,cap.>300ltr,not lined/ hea	798 845	10 082 991	2 475 935	62 674 019
7310101000	Tank,cask,drum,can,boxe& similar,capacity>50L& <=300L,of tinplat	5 330	277 355	14 261	998 867
7310109010	Tank,cask,drum,can,boxe& similar,cap.>50L& <=300L,not tinplate,s	51	93 518	900	358 171
7310109020	Tank,cask,drum,can,boxe& similar,cap.>50L& <=300L,not tinplate,s	102 336	812 517	1 878 742	6 731 305
7310109090	Tank,cask,drum,can,boxe& similar,cap.>50L& <=300L,not tinplate,n	357 684	7 423 265	718 719	15 123 873
7310211010	Cans <1L,closed by soldering of iron/ steel casting in the rough	202	422 979	971	1 331 605
7310211020	Cans <1L,closed by soldering of iron/ steel forging or stamping in	124	8 125	2 326	45 663
7310211090	Oth.cans <1L,closed by soldering of iron/ steel	32 536	632 388	166 478	2 477 385
7310219100	Oth.cans >1L & <50L,closed by solderingof iron/ steel	49 872	775 046	189 567	3 056 636
7310219910	Cans >1L & <50L,closed by soldering ofiron/ steel casting in the rou	0	24 691	0	335 069
7310219920	Cans >1L & <50L,closed by soldering ofiron/ steel forging or stampi	0	43 493	0	58 533
7310219990	Oth.cans >1L & <50L,closed by solderingof iron/ steel	206 210	1 285 633	619 722	3 976 341
7310291010	Cans <1L,not soldering of iron/ steelcasting in the rough	92	174	1 829	3 906
7310291020	Cans <1L,not soldering of iron/ steel forging or stamping in	0	5 082	0	23 433
7310291090	Oth.cans <1L,not soldering of iron/ steel	122 166	1 386 503	434 493	5 041 084
7310299100	Oth.cans >1L & <50L,not soldering ofiron/ steel	20 315	368 829	40 193	2 753 585
7310299910	Cans >1L & <50L,not soldering of iron/ steel casting in the rough	486	4 923	13 049	132 284
7310299920	Cans >1L & <50L,not soldering of iron/ steel forging or stamping in	157	135 511	400	470 321
7310299990	Oth.cans >1L & <50L,not soldering ofiron/ steel	135 638	1 215 904	387 752	4 731 404
7311002100	Cont'ners for compressed/liquefied gasseamless stl cylinders, cap	0	838 923	0	1 922 703
7311002200	Cont'ners for compressed/liquefied gas,seamless stl cylinders,cap.	445 772	6 927 757	586 603	9 840 789
7311002900	Cont'ners for compressed/liquefied gasseamless stl cylinders,capa	231 569	5 188 983	726 600	22 652 244

I.3. IM POR M ENURUT KOM ODITI / IM PORT BY HS COM M ODITY
***** DESEM BER / DECEM BER 2014 *****

H S	Uraian Komoditi Commodity Description	Berat Bersih / Net Weight (Kg)		Nilai / Value C.I.F (US\$)	
		Bulan ini Current Month	Kumulatif Cum.Jan. to date	Bulan ini Current Month	Kumulatif Cum.Jan. to date
7311009310	Other containers of iron or steel with capacity <= 7,3L	6 000	8 959	242	1 448
7311009390	Other containers of iron or steel with capacity > 7,3L & < 30L	38 267	144 167	67 985	259 784
7311009400	Other containers of iron or steel capacity >= 30L & < 110L	40 725	250 368	86 399	406 984
7311009900	Other containers of iron or steel capacity >= 110L	664 010	3 145 744	4 349 927	16 277 832
7312101000	Stranded wr, ropes & cables for locked coil, flattened strands & non rott	90 047	685 592	217 551	2 670 857
7312102000	Stranded wire, rope & cables by plated / coated with brass, & of a nom	1 177 335	12 054 120	2 244 541	24 711 432
7312109110	Other stranded wire, rope and cables prestressed concrete strand w	785 223	12 076 965	637 552	9 807 943
7312109190	Other stranded wire, rope and cables not prestressed concrete strai	5 765	1 759 769	71 287	7 124 387
7312109900	Stranded wire, rope and cables with stranded wire of diameter of >	589 299	8 760 245	1 924 549	27 747 306
7312900000	Oth stranded wire, rope and cables, plaitd bnds, slings & of ir/ stl not	242 049	3 689 078	734 773	10 297 654
7313000000	Barbed wr of iron/ steel; twisted hoop & of a kind used f fencing of	302 162	3 267 200	348 688	3 258 731
7314120000	Woven cloth with endless bands for machinery, of stainless steel	6 145	81 977	124 949	1 639 312
7314140000	Woven cloth, of stainless steel	102 517	1 171 751	580 704	5 287 552
7314191000	Endless bands for machinery oth thn of stainless steel	18	4 856	4 945	77 291
7314199000	Other woven cloth, not stainless steel	29 418	547 139	144 128	1 969 622
7314200000	Grill & fencing, welded at the intersect of wr wth a max. sect. d > 3mm	109 978	2 217 088	143 830	2 408 343
7314310000	Other grill, netting & fencing, welded at the intersect. by pltd/ coatd	1 435 427	11 230 011	1 352 318	10 953 656
7314390000	Oth grill, netting and fencing, welded at the intersection	1 084 840	9 366 937	581 525	5 368 682
7314410000	Oth cloth, grill, netting and fencing by plated or coated with zinc	267 510	1 907 769	117 567	1 370 823
7314420000	Oth cloth, grill, netting and fencing by coated with plastics	30 397	48 880	11 545	33 302
7314490000	Oth cloth, grill, netting and fencing	448 761	3 031 975	898 874	4 017 028
7314500000	Expanded metal	148 692	2 030 306	69 611	1 252 785
7315111000	Roller chain for bicycles of mild steel	983 495	13 525 885	1 345 493	22 213 614
7315119100	Oth mild steel for roller chain, transmisspitch length >= 6mm & < 32mr	34 021	492 605	296 190	4 087 630
7315119900	Oth mild steel for roller chain, transmisspitch length > 32mm	501 582	5 231 149	1 151 672	17 373 742
7315121000	Other roller chain of mild steel bicycle or motorcycle chain	231 588	2 445 221	361 658	4 744 827
7315129000	Other roller chain of mild steel not bicycle or motorcycle chain	516 225	6 447 464	1 891 254	18 197 560
7315191000	Roller chain part for bicycles of motorcycle chain	5 128	105 976	40 916	1 001 601
7315199000	Roller chain part not for bicycles of motorcycle chain	30 761	2 125 632	368 761	8 647 428
7315200000	Skid chain of mild steel	40 329	611 512	124 482	1 229 727
7315810000	Stud-link of mild steel	449 815	3 570 423	1 558 471	13 027 825
7315820000	Other, welded link of mild steel	331 001	4 761 749	210 856	8 252 258
7315891000	Other chain for bicycles of mild steel	150 817	2 723 521	1 013 378	18 179 348
7315899000	Other chain of mild steel not for motorcycle and bicycles	400 798	2 550 066	720 637	6 867 508
7315902000	Other parts of chain for motorcycles and bicycles	57 695	823 554	93 242	1 424 909
7315909000	Other parts of chain not for motorcycle and bicycles	45 873	729 096	231 468	4 857 029
7316000000	Anchors, grapnels and parts thereof, of iron or steel	446 032	6 008 734	1 965 476	17 326 512
7317001000	Wire nails	721 336	9 831 359	364 020	5 011 269
7317002000	Staples	562 408	4 689 658	393 953	3 720 463
7317009010	Dog spikes for rail sleepers, carding -tacks & similar articles, of iron o	2 597	501 189	8 456	842 769
7317009090	connector & anti-splitting, connector and Hob nails for footwear, rii	2 598 620	27 055 690	923 525	12 011 079
7318110000	Threaded articles for coach screws	126 973	1 698 689	245 624	2 930 709
7318120000	Other wood screws with an external diameter not exceeding 16 mm	140 125	1 476 584	179 635	2 418 676
7318130000	Screw hooks and screw rings with an external diameter not exceeding 1	102 594	973 671	677 796	7 890 373
7318140000	Self tapping screw with an external diameter not exceeding 16 mm	494 476	5 079 477	868 700	9 497 243
7318150000	Screw metal with/ without nuts/ washers with an external diameter	5 044 542	55 933 484	20 637 109	281 180 015
7318160000	Nuts with an external diameter not exceeding 16 mm	1 379 903	17 096 821	6 776 210	96 493 542
7318190000	Other threaded articles of an external diameter not exceeding 16 mm	1 040 056	8 810 264	3 963 801	45 004 210
7318210000	Non threaded artic. for spring washers & oth lock washers w an ext	93 957	1 047 499	866 811	11 191 272
7318220000	Other washers with an external diameter not exceeding 16 mm	341 232	4 477 800	4 458 142	60 552 990
7318230000	Rivet with an external diameter not exceeding 16 mm	65 040	803 474	392 354	6 450 585
7318240000	Cotters & cotters pins with an external diameter not exceeding 16 mm	276 040	2 977 068	2 020 315	28 178 786
7318290000	Oth non threaded articles with an external diameter <= 16 mm	2 189 296	20 487 232	10 571 130	125 635 584
7319400000	Safety pins	221 371	3 181 704	2 692 926	34 511 207
7319901000	Sewing, darning, and brodyary needles	23 451	170 364	30 823	400 993
7319909000	Other needles, not for sewing	41 220	699 064	221 284	3 005 684
7320101100	Leaf springs & leaves for motor vehicles, > 10 persons, gross weight >	48 421	1 342 426	440 845	6 613 094
7320101900	Leaf springs & leaves for motor vehicles, gross weight > 24T	6 481	566 746	215 880	2 300 557
7320109000	Other leaf springs and leaves	113 272	1 174 029	781 361	9 205 011
7320201000	Helical springs for motor vehicles	152 385	2 145 877	1 502 593	21 042 705
7320209000	Other Helical springs for motor vehicles	336 718	2 972 401	2 038 244	22 412 626
7320901000	Other springs and leaves for motor vehicles	104 157	1 413 894	852 038	13 784 609
7320909000	Other springs and leaves	373 768	2 206 296	1 703 939	17 129 493
7321110000	Cooking appliances and plate warmers For gas fuel or for both gas :	184 386	2 167 750	970 175	10 168 398

I.3. IM POR M ENURUT KOM ODITI / IM PORT BY HS COM M ODITY
***** DESEM BER / DECEM BER 2014 *****

H S	Uraian Komoditi Commodity Description	Berat Bersih / Net Weight (Kg)		Nilai / Value C.I.F (US\$)	
		Bulan ini Current Month	Kumulatif Cum.Jan. to date	Bulan ini Current Month	Kumulatif Cum.Jan. to date
7321120000	Cooking appliances and plate warmers with liquid fuel	485	5 310	2 204	19 056
7321190000	Other Cooking appliances & plate warmersincluding appliances for	60 087	323 004	211 350	1 323 057
7321810000	Other appliances with gas fuel or forboth gas and other fuels	81 211	526 701	94 365	958 970
7321820000	Other appliances with liquid fuel	0	11 049	0	22 912
7321890000	Other appliances with solid fuel	620	27 622	4 999	170 937
7321901000	Oth cooking appliances & plate warmersof burner for kerosene stc	0	3 265	0	18 123
7321902000	Other Cooking appliances and platewarmers	241 666	3 220 416	912 764	15 324 329
7321909000	Other Cooking appliances and platewarmers	609 596	5 653 671	708 171	9 157 286
7322110000	Radiators and parts of cast iron	2 065	35 893	23 723	217 761
7322190000	Other parts of radiators	164 214	497 220	706 364	4 480 170
7322900000	Other radiators for central heating	19 597	640 095	172 299	3 682 020
7323100000	Iron/steel wool; pot scourers& scouringor polishing pads, gloves ar	105 350	1 224 833	148 584	2 001 345
7323911000	Kitchenware of cast iron, not enamelled	85 927	1 035 380	133 708	2 828 407
7323912000	Household articles of cast iron notenamelled	0	2 829	0	22 558
7323919000	Household articles of cast iron notenamelled	59 625	517 363	60 377	669 046
7323920000	Household articles of cast iron,enamelled	91 057	686 097	40 869	401 628
7323931000	Kitchenware of stainless steel	1 047 217	10 249 865	1 270 303	16 412 403
7323932000	Other household articles of stainlesssteel	0	8 303	0	17 602
7323939000	Other household articles of stainlesssteel	1 010 734	10 360 020	1 255 195	12 615 773
7323940000	Household of iron(oth. than cast iron)or steel, enamelled	455 593	3 256 980	258 998	2 036 844
7323991000	Other kitchenware	252 458	3 014 094	276 381	3 997 253
7323992000	Ashtrays	0	11 549	0	19 056
7323999000	Other household articles of ironor steel	218 278	2 584 573	356 003	5 024 416
7324101000	Kitchen sinks of stainless steel	349 592	2 879 767	596 584	5 969 916
7324109000	Snks and wash basins, of stainlesssteel, oth than kitchen sink	117 320	762 552	159 542	1 610 116
7324211000	Bath of cast iron, whether ornot enamelled	12 829	107 539	83 619	536 302
7324219000	Of cast iron, whether or not enamelled,not long bathtubs	288	28 420	1 355	38 041
7324290000	Oth sanitary	2 464	290 509	18 836	1 375 718
7324901000	Sanitary ware for flushing water closets or urinals (fixed type)	276	17 019	846	57 228
7324903000	Sanitary ware of bedpans,urinals (portable type) and chamber po	0	895	0	6 650
7324909100	Part of kitchen sinks or bathtubs	39 516	141 090	48 581	343 168
7324909300	Part of flushing water closeta or urinals (fixed type)	118	26 458	163	125 429
7324909900	Oth sanitary ware and parts	377 569	3 167 483	876 583	6 278 758
7325102000	Manhole covers, gratings and frames therefor	71 851	863 489	170 039	1 660 728
7325109090	Spouts and cups for not latex collection	218 648	1 202 747	234 747	1 533 782
7325910000	Grinding balls and similar articles formills	1 339 955	7 636 930	1 975 965	10 852 312
7325992000	Manhole covers, gratings and frames therefor	29 696	411 554	37 528	1 318 385
7325999000	Oth than cast articles of iron or steel	171 174	1 672 990	631 694	7 961 722
7326110000	Grinding balls and similar articles formills	3 330 164	46 480 879	3 855 260	55 176 938
7326190000	Other articles or iron or steel but notforged or stamped	2 360 895	25 124 562	10 420 004	119 332 808
7326205000	Poultry cages and the like articles ofiron or steel wire	682 071	5 040 794	1 004 378	8 019 083
7326209000	Poultry cages and the like oth thanarticles of iron or steel wire	629 269	4 795 463	1 364 390	12 359 767
7326901000	Ships' rudders not forged or stamped	30 920	323 160	253 273	2 659 654
7326903000	Stainless stl shield& clamp assembly wthrub.sl for hubless cast iro	106 150	1 828 387	898 225	12 257 170
7326906000	Bunsen burners	54 726	500 354	131 974	3 021 373
7326907000	Stainless steel shield, clamp assemblyhorses shoes, riding boot spu	5 623	97 410	16 932	353 053
7326909100	Cigarette cases and boxes	345	16 689	8 417	285 968
7326909910	Spouts and cups for latex collection	95	42 861	9 642	899 658
7326909920	Rat traps but not forged or stamped	946	9 491	3 500	24 753
7326909990	Other articles not forged or steamed	7 822 349	56 373 122	31 272 083	314 052 379
7401000000	Copper mattes, cement copper(precipitated copper)	0	176 285	0	3 399 436
7402000000	Unrefined copper, copper anodes forelectrolytic refining.	379	43 034	2 196	334 889
7403110000	Refined copper for cathodes and sections of cathodes	8 626 122	108 782 994	59 350 847	773 081 996
7403120000	Refined copper for wire-bars	7 173	10 941	107 063	135 786
7403130000	Refined cooper for billets	0	8 193	0	72 496
7403190000	Other refined copper	46 447	673 920	439 991	6 315 258
7403210000	Copper alloys for copper-zinc basealloys (brass)	450 023	4 471 883	2 402 305	27 662 484
7403220000	Copper alloys for copper-tin base alloys(bronze)	268 545	1 687 610	1 507 520	10 003 074
7403290000	Copper alloys for oth copper alloys(oth than master alloys of head	8 130	194 269	1 399 950	12 709 539
7404000000	Copper waste and scrap	1 334 670	10 166 145	8 489 442	64 770 723
7405000000	Master alloys of copper	23 593	112 943	146 731	1 094 564
7406100000	Powders of non-lamellar structure	22 390	450 772	199 612	4 740 348
7406200000	Powders of lamellar structure flakes	15 171	445 887	187 330	5 288 819
7407103000	Profiles of refined copper	21 610	71 474	209 918	598 477

I.3. IM POR M ENURUT KOM ODITI / IM PORT BY HS COM M ODITY
***** DESEM BER / DECEM BER 2014 *****

H S	Uraian Komoditi Commodity Description	Berat Bersih / Net Weight (Kg)		Nilai / Value C.I.F (US\$)	
		Bulan ini Current Month	Kumulatif Cum.Jan. to date	Bulan ini Current Month	Kumulatif Cum.Jan. to date
7407104000	Bar and rods of refined copper	931 908	4 575 856	2 484 396	27 868 707
7407210000	Of copper-zinc base alloys (brass)	199 021	2 547 121	1 147 646	14 845 497
7407290000	Other of copper alloys	80 883	668 709	424 519	5 854 114
7408111000	Of which the maximum cross sectional dimension does not exceed 1	228 660	1 299 028	1 675 499	9 978 462
7408119000	Copper wire of which does not exceed 14 mm	17 980	466 512	142 943	1 536 313
7408190000	Other wire of refined copper	550 538	9 605 516	3 036 998	56 282 456
7408210000	Of copper-zinc base alloys (brass)	92 527	1 189 320	474 399	9 311 934
7408220000	Of copper-nickel base (cupro-nickel) or copper-nickel-zinc base/ nickel	1 579	37 278	3 475	481 458
7408290000	Other copper alloys for copper wire	114 466	1 233 086	468 131	7 499 804
7409110000	Copper plates, sheets and strips, of refined copper in coils	124 330	1 304 926	1 157 489	11 621 949
7409190000	Copper plates, sheets and strips, of refined copper, not in coils	84 043	1 538 514	1 110 124	14 128 002
7409210000	Copper plates, sheets, strips, of copper-zinc base alloys (brass), in coils	381 504	5 947 467	2 746 466	44 414 058
7409290000	Copper plates, sheets, strips, of copper-zinc base alloys (brass), not in coils	293 983	2 832 852	1 314 623	14 338 918
7409310000	Copper plates, sheets, strips, of copper-tin base alloys (brass), in coils	141 709	2 377 980	1 083 447	22 238 648
7409390000	Copper plates, sheets, strips, of copper-tin base alloys (brass), not in coils	70 486	371 218	333 469	1 856 468
7409400000	Copper-nickel base alloy (cupro-nickel), copper-nickel-zinc base alloy	26 318	794 733	213 343	7 236 062
7409900000	Other copper alloys, unrefined	27 592	187 411	229 721	1 364 299
7410110000	Copper foil, refined, thickness < 0.15 mm, not backed	114 544	1 196 690	985 299	10 358 229
7410120000	Copper alloys, refined, thickness < 0.15 mm, not backed	81 629	898 028	777 700	8 923 288
7410210010	Copper foil reinforced sheets/ plates of polyamide, of refined copper	6 609	16 538	10 481	78 738
7410210020	Copper foil reinforced sheets/ plates of polyamide, Copper clad laminate	256 418	4 214 339	1 429 532	24 620 082
7410210090	Reinforced sheets/ plates of polyamide, copper clad laminate not further reinforced	7 750	77 497	72 029	648 075
7410220000	Reinforced sheets/ plates of polyamide, of copper alloys, unrefined	114	6 517	4 208	160 558
7411100000	Copper tubes & pipes of refined copper	1 355 046	8 929 170	5 260 806	53 776 129
7411210000	Copper tubes & pipes of copper alloys with copper-zinc base alloys	151 012	1 693 628	1 043 507	13 234 328
7411220000	Copper tubes & pipes of copper alloys with cupro-nickel or nickel-silver	25 678	133 045	351 651	2 237 783
7411290000	Other copper tubes and pipes	929 818	11 466 119	2 016 568	26 879 275
7412100000	Copper tube or pipe fittings of refined copper	15 709	129 093	130 662	667 835
7412201000	Copper tube or pipe fittings of copper-zinc base alloys (brass)	52 883	609 151	458 656	7 479 911
7412209000	Copper alloys, not brass, refined	62 531	1 193 525	325 424	4 207 931
7413001000	Stranded wire, cable & etc, not electrical insul. a diameter not exceeding 2.8 mm	8 583	449 443	140 610	3 974 397
7413009000	Stranded wire, cable & etc, not electrical insul. a diameter > 2.8 mm	23 410	1 095 896	116 941	4 760 667
7415101000	Nails & tacks, drawing pins, staples of copper iron or steel with head	12 204	90 964	32 849	292 059
7415102000	Staples and similar articles of copper	4 497	11 711	8 327	30 143
7415109000	Tacks, drawing pins, staples & similar articles	16 981	158 458	116 400	3 043 381
7415210000	Washers (including spring washers) but not threaded	14 236	316 937	114 324	2 137 535
7415290000	Other articles of copper, not threaded	6 299	55 297	74 612	1 132 192
7415331000	Screws	29 503	522 978	295 269	5 277 789
7415332000	Bolts and nuts	139 355	1 184 129	521 570	5 203 104
7415390000	Other threaded articles	10 005	144 591	106 277	1 683 847
7418101000	Pot scourers and scouring or polishing pads, gloves and the like	221	12 813	2 220	47 514
7418103000	Cooking/ heating apparatus of kind used for household purposes, not electrical	0	21 334	0	26 199
7418109000	Other household articles and parts thereof of copper	1 443	18 719	6 229	81 596
7418200000	Sanitary ware and parts thereof	24 898	440 699	227 373	3 714 892
7419100000	Chain and parts thereof of copper	470	79 134	16 428	347 530
7419910010	Fittings for fire hoses, of copper	2 315	26 665	20 798	195 109
7419910020	Reservoirs, tanks, vats and similar containers not fitted of copper	61 775	181 285	186 749	1 456 321
7419910030	Electroplating anodes, machine belt fastener, fittings for ships/ other	19 578	172 104	159 249	2 328 214
7419910090	Other table, kitchen, cast, moulded, stamped / forged but not further worked	3 368	454 776	30 947	10 477 342
7419993100	Grill and netting of copper wire for machinery	2 870	35 929	112 708	626 210
7419993900	Grill and netting of copper wire cloth suitable for making mosquito	429	10 050	6 441	144 097
7419994000	Other grill and netting of copper wire springs	30 225	190 442	68 400	1 567 680
7419995000	Other grill and netting of copper wire cigarette cases or boxes and	0	107	0	9 234
7419996000	Cooking/ heating apparatus, other than of a kind used for domestic purposes	797	5 316	12 535	34 944
7419997000	Articles specially designed for use during religious rites	989	13 850	1 702	20 791
7419999010	Electroplating anodes, machine belt fastener, fitting for ships, for fire	27 020	878 630	70 319	3 616 576
7419999020	Similar containers not fitted with mech./ thermal equip. of a capacity of	14 643	57 681	13 786	206 503
7419999090	Other articles of non copper	48 695	684 994	345 296	6 609 639
7501100000	Nickel mattes	308	516	2 673	4 150
7501200000	Nickel oxide sinters & other intermediate products of nickel metallurgy	0	8 000	0	14 800
7502100000	Unwrought nickel, not alloyed	31 691	737 388	456 021	12 444 575
7502200000	Unwrought nickel alloys	1 395	5 363	22 859	84 268
7504000000	Nickel powders and flakes	6 506	71 560	161 366	1 376 770
7505100000	Bars, rods and profiles of nickel, not alloyed	1 027	16 698	26 702	401 186

I.3. IM POR M ENURUT KOM ODITI / IM PORT BY HS COM M ODITY
***** DESEM BER / DECEM BER 2014 *****

H S	Uraian Komoditi Commodity Description	Berat Bersih / Net Weight (Kg)		Nilai / Value C.I.F (US\$)	
		Bulan ini Current Month	Kumulatif Cum.Jan. to date	Bulan ini Current Month	Kumulatif Cum.Jan. to date
7505120000	Bars, rods & profiles of nickel alloys	18 051	133 468	156 465	2 080 912
7505210000	Wire of nickel, not alloyed	1 609	52 108	60 562	1 135 233
7505220000	Wire of nickel alloys	143 517	1 705 182	3 684 358	20 616 746
7506100000	Nickel plates, sheets, strip& foil ofnickel, not alloyed	13 281	78 001	141 732	1 355 454
7506200000	Nickel plates, sheets, strip and foil ofnickel alloys	30 243	376 113	518 950	6 408 527
7507110000	Tubes and pipes of nickel, not alloyed	0	3 836	0	62 508
7507120000	Tubes and pipes of nickel alloys	602	35 128	48 779	1 233 583
7507200000	Tube or pipe fittings	252 130	656 640	2 772 862	8 182 351
7508100000	Cloth, grill and netting, of nickel wire	660	20 710	40 069	985 812
7508903000	Bolts and nuts of non nickel	1 599	34 186	6 487	256 801
7508904000	Other articles suitable for use inbuilding of non nickel	0	219 459	0	280 049
7508905000	Electroplating anodes,wrought orun-wrought, including those proc	2 206	57 169	6 982	1 625 329
7508909010	Screens for printing machines	41 561	383 626	520 043	4 802 606
7508909090	Other articles of nickel	2 447	21 503	49 086	1 817 136
7601100000	Unwrought aluminium, not alloyed	2 824 117	60 798 760	6 912 269	133 731 326
7601200000	Unwrought aluminium alloys	12 531 416	188 634 700	31 269 609	439 284 199
7602000000	Aluminium waste and scrap	3 169 552	50 808 665	5 103 892	82 274 506
7603100000	Aluminium powders of non lamellarstructure	100 515	1 800 084	326 539	3 615 810
7603200010	Aluminium flakes of lamellar structure	58	51 165	724	187 546
7603200020	Aluminium powders of lamellar structure	34 228	532 213	237 312	2 957 687
7604101000	Aluminium bars and rods not alloyed	380 446	4 399 250	690 032	9 093 096
7604109010	Profiles suitable for use as heat sinkwith cross-sect.dimention <17	11 720	299 589	372 931	2 934 386
7604109090	Oth Aluminium profiles suitable for useas heat sink	984 795	9 768 470	1 503 246	13 983 048
7604211000	Perforated tube profile for evaporatorcoils of mtr vehicle ac mach	2	47 036	33	232 060
7604219000	Oth hollow profiles of aluminium alloys	305 201	3 460 070	896 012	11 359 261
7604291000	Extruded bars and rods not surfacetreated	248 972	1 444 006	465 678	3 121 105
7604293000	Y-shaped profiles for zip fasteners, incoils of non aluminium alloys	726	46 715	12 785	268 169
7604299000	Other extruded bars, rods and profilesof non aluminium alloys	313 426	3 143 051	1 074 009	10 763 465
7605110000	Alum. wire of not alloyed which the max.cross-sect'l dim.exceeds :	4 424	87 403	36 237	703 147
7605191000	Aluminium wire of not alloyed witha diameter < 0.0508 mm	3 052	36 627	12 141	143 359
7605199000	Other aluminium wire of non aluminiumnot alloyed	155 650	2 278 191	402 933	8 117 566
7605210000	Alum. wire of aluminium alloys which themax.cross-sect'l dimensic	24 016	213 364	82 855	712 781
7605290000	Aluminium wire of non aluminium alloyswith a diameter not excee	68 231	651 654	238 481	2 608 611
7606111000	Aluminium plates,sheets&strip of plainor figured by rolling of thick	217 110	12 514 841	1 464 366	39 906 490
7606119000	Oth aluminium plates,sheets&strip ofplain/figured by rolling of thi	2 673 195	53 825 529	5 705 889	122 473 474
7606121000	Aluminium alloys can stock including endstock & tab stock in coils	0	542 837	0	4 676 913
7606122000	Aluminium plates, not sensitised of kindused in the printing indust	193 158	889 813	610 448	2 430 320
7606123100	Sheets of aluminium alloy 5082,5182,<1min with incoils	7 870	1 670 583	45 083	7 010 979
7606123910	Sheets alum.litho grade sheet/coil alloyHA 1052 hardness temper	730 281	12 496 800	1 588 888	24 620 359
7606123990	Other aluminium sheet/coil not exceeding1,000 mm in width	4 450 967	47 662 424	15 145 271	153 593 069
7606129000	Oth plain/figured by roll./press. butnot surface treatedof non alum	1 224 799	36 047 122	4 848 877	123 994 084
7606910000	Oth alum. not alloyed,plain/figured byrolling/pressing not surface	574 409	3 679 669	1 410 282	12 224 012
7606920000	Oth aluminium alloyed,plain/figured byrolling/pressing not surface	1 318 303	4 684 762	2 111 986	11 398 680
7607110000	Aluminium foil not backed, rolled butnot further worked	2 165 117	22 518 897	7 563 610	79 623 191
7607190000	Oth.aluminium foil alloy not rolled butnot worked	468 680	6 360 359	4 251 571	50 309 713
7607200000	Aluminium foil backed	479 558	8 662 038	2 005 005	35 103 687
7608100000	Aluminium tubes and pipes of aluminium,not alloyed	55 115	990 487	421 494	7 012 871
7608200000	Aluminium tubes and pipes of aluminiumalloys	381 710	21 374 398	1 231 304	47 410 542
7609000000	Aluminium tube or pipe fittings (forexample, coupling,elbows,slee	155 585	1 749 989	1 589 197	16 232 472
7610100000	Alum. structures for doors, windows &their frames and thresholds	336 422	2 756 674	767 454	9 078 740
7610902000	Other aluminium structures internal/ external floatingroofs for sto	377	23 440	7 590	175 647
7610909000	Oth alum. structures for bridges andbridge section,towers,lattice r	2 065 033	16 500 212	2 149 566	21 230 545
7611000000	Aluminium reservoirs, tanks, vats andsimilar containers for any ma	9 877	206 834	25 766	2 080 208
7612100000	Aluminium collapsible tubular containers	10 193	227 722	107 707	3 526 295
7612901000	Aluminium casks, drums, cans, boxes andseamless containers for f	0	8 055	0	50 003
7612909000	Oth.aluminium casks,drums,cans, boxes &containers, for any mate	553 807	7 948 501	2 845 961	41 901 030
7613000000	Aluminium containers for compressedor liquified gas	7 024	223 350	108 435	1 785 523
7614101100	With steel core cables of a diameternot < 25.3 mm	68 456	3 984 088	65 484	8 324 178
7614101200	With steel core cables of a diameter> 25.3 mm but < 28.28 mm	0	144	0	2 410
7614101900	Other cable wth steel core	233 645	1 187 177	1 645 700	12 081 207
7614109000	Other stranded wire with steel core	137 375	698 790	675 653	2 635 422
7614901100	Cables without steel core of a diameter< 25.3 mm	712	6 269	12 663	78 940
7614901200	Cables without steel core of a diameter> 25.3 mm but < 28.28 mm	0	538	0	6 750
7614901900	Other cable without steel core	117 475	253 519	317 100	1 388 685

I.3. IM POR M ENURUT KOM ODITI / IM PORT BY HS COM M ODITY
***** DESEM BER / DECEM BER 2014 *****

H S	Uraian Komoditi Commodity Description	Berat Bersih / Net Weight (Kg)		Nilai / Value C.I.F (US\$)	
		Bulan ini Current Month	Kumulatif Cum.Jan. to date	Bulan ini Current Month	Kumulatif Cum.Jan. to date
7614909000	Other stranded wire without steel core	4 869	197 061	278 259	1 696 066
7615101000	Pot scourers and scouring or polishingpads,/gloves and the like of	5 804	46 237	49 964	193 354
7615109000	Oth table, kitchen/ oth householdarticles & parts thereof of alumir	456 039	4 556 203	1 842 853	16 336 411
7615202000	Bedpans, urinals (portable type)and chamber pots	0	4 053	0	143 265
7615209000	Other sanitary ware and parts thereof ofaluminium	4 469	186 412	38 133	801 711
7616101000	Nails of aluminium	8 884	174 574	4 796	174 924
7616102000	Staples and hooks of aluminium	54 547	431 801	158 396	2 568 469
7616109000	Tacks, rivets,cotters,cotter pins and washers of aluminium	105 580	1 299 176	775 690	16 696 842
7616910000	Other cloth, grill, netting and fencing, of aluminium wire	11 563	337 664	19 133	600 331
7616992000	Ferrules for use in the manufacture of pencils	8 300	230 346	47 672	1 248 692
7616993000	Alum.slugs, round, of such dim. that the thick's>one tenth of the d	112 473	2 221 343	371 690	5 365 551
7616994000	Bobbins, spools, reels and similarsupports for textile yarn	17 340	374 493	55 767	1 360 883
7616996000	Latex spouts and latex cups	0	16 123	0	27 412
7616999110	Venetian blinds	378	8 322	11 610	191 278
7616999190	Other venetian blinds	61 551	534 398	276 736	2 507 937
7616999200	Expanded metal	1 222	14 245	2 831	87 734
7616999900	Other Expanded metal	496 138	5 841 313	3 220 557	37 926 005
7801100000	Unwrought refined lead	2 784 660	37 530 911	6 098 291	85 601 249
7801910000	Unrefined lead containing by weightantimony as the principal othe	1 586 522	23 072 178	3 492 449	51 085 308
7801990000	Unrefined lead containing by weightantimony not as the principal	987 358	13 358 193	2 355 784	32 290 111
7804110000	Lead sheets, strip and foil ofa thickness < 0,2 mm	307	14 029	3 055	156 153
7804190010	Lead embossed,cut to shape,perford,coated,printed,backed,reinf	41 309	207 317	923 810	5 157 828
7804190090	Oth lead waste & scrap, plates, sheets,strip and foil, lead powder &	453 002	3 179 432	1 016 270	7 332 132
7804200000	Lead powders and flakes	60 323	123 783	81 204	256 572
7806002000	Lead bars,rods, profiles and wire	14 484	351 090	156 683	3 256 818
7806003000	Lead,tubes,pipes and tube orpipe fittings	972	165 836	11 581	359 844
7806009010	Lead wool,washers,electro-plating anodes	37	1 997	5 300	131 726
7806009090	Other articles of lead	792	46 965	9 097	560 811
7901110000	Zinc not alloyed containing by weight99.99% or more of zinc	7 450 897	84 991 139	18 311 322	198 921 785
7901120000	Zinc not alloyed containing by weight< 99.99% of zinc	2 109 055	27 501 988	5 261 549	65 079 561
7901200000	Zinc alloys	1 354 104	17 221 457	3 544 880	43 055 254
7903100000	Zinc dust	109 842	2 226 613	327 984	5 087 591
7903900000	Zinc powders and flakes	201 168	2 523 011	646 983	7 562 450
7904000000	Zinc wire,bars,rods, profiles and wire	26 188	448 051	57 432	1 164 709
7905003000	Zinc foil a tickness < 0.25 mm	2	184 980	806	77 886
7905009000	Zinc plates, sheets, strip and foil> 0.25 mm	462 059	3 650 496	505 331	5 069 985
7907003000	Gutters, roof capping, skylight frames & oth fabricated building cor	262 994	1 006 251	177 565	860 603
7907004000	Zinc tubes, pipes,tube, pipe fittings(for cuoplings, elbows, sleeves)	1 592	123 925	20 084	902 066
7907009100	Other cigarette cases or boxes ashtrays	755	2 770	584	6 594
7907009200	Other household articles	325	18 018	158	41 634
7907009910	Elec.plating anodes,stamp plates,nail,tackes,nuts,bolt,screws, & si	170 401	707 384	463 997	1 831 085
7907009990	Oth articles of zinc	120 425	1 729 191	397 132	5 201 973
8001100000	Unwrought tin, not alloyed	46	76 075	8 117	574 601
8001200000	Unwrought tin alloys	11 065	159 161	250 193	4 598 830
8003001000	Tin bars, rods, profiles and wiresoldering	11 114	183 152	292 850	4 540 071
8003009000	Tin bars, rods, profiles and wirenot soldering	42 408	577 907	775 930	11 492 611
8007002000	Other articles of tin,plates,sheets andstrip thickness > 0,2 mm	27 258	548 942	50 217	775 122
8007003000	Tin-foil (whether or not printed or backpage,etc),thick < 0,2 mm, &	1 115	14 655	20 835	236 090
8007004000	Tin-Tubbes,pipes & tube/pipe fitting(for example,couplings,elbows	7 890	41 868	11 823	133 235
8007009100	Cigarette cases and boxes, ashtrays of tin	0	1 585	0	15 712
8007009200	Other household articles of tin	0	349	0	33 926
8007009910	Articles of tin, Collapsible tubes for dentifrices, colours, and the like	0	1	0	2
8007009990	Other articles of tin	32 017	395 336	139 763	1 062 486
8101100000	Tungsten (wolfram) powders	977	3 773	63 829	294 592
8101940000	Unwrought tungsten, including bars and rods obtained simply by si	763	11 101	76 737	914 095
8101960000	Tungsten wire	26 834	538 280	295 640	3 915 812
8101991000	Tungsten bar&rods,oth than those obtaine ply by sintering,profiles	378	2 366	47 135	333 419
8101999000	Other articles of tungstens thereofincluding waste & scrap	553	33 317	54 227	835 882
8102100000	Molybdenum powders	0	3 651	0	90 050
8102940000	Unwrought molybdenum, including bars and rods obtained simply	0	24	0	2 774
8102950000	Molybdenum bar&rods,o.than those obt'd simp. by sintering,profil	0	259	0	16 105
8102960000	Molybdenum wire	670	49 693	7 497	606 772
8102990000	Other molybdenum	819	2 588	7 264	24 831
8103200000	Unwrought tantalum, including bars and rods obt'd simp.by sinteri	16 047	335 572	8 524 483	82 580 180

I.3. IM POR M ENURUT KOM ODITI / IM PORT BY HS COM M ODITY
***** DESEM BER / DECEM BER 2014 *****

H S	Uraian Komoditi Commodity Description	Berat Bersih / Net Weight (Kg)		Nilai / Value C.I.F (US\$)	
		Bulan ini Current Month	Kumulatif Cum.Jan. to date	Bulan ini Current Month	Kumulatif Cum.Jan. to date
8103900000	Other tantalum	30	908	20 880	363 634
8104110000	Magnesium containing at least 99.8 % byweight of magnesium	221 545	1 852 609	540 836	4 765 842
8104190000	Other unwrought magnesium	834	78 101	5 863	805 839
8104300000	Magnesium raspings,turnings & granules,graded according to size;	14	41 811	593	507 039
8104900000	Other magnesium	7 250	110 227	28 000	363 944
8105201000	Unwrought cobalt	0	18 375	0	593 254
8105209000	Mattes cobalt; cobalt powders	154	1 958	7 524	81 934
8105900000	Other cobalt mattes	1 516	12 761	103 523	1 073 526
8106009000	Other bismut and articles thereof	0	1 005	0	30 570
8107200000	Unwrought cadmium, powders	0	17	0	1 770
8107900000	Other cadmium and articles thereof	0	685	0	9 041
8108200000	Unwrought titanium powders	674	7 365	8 652	53 984
8108300000	Titanium waste and scrap	0	58	0	3 387
8108900000	Other titanium and articles thereof	5 978	413 726	105 595	11 710 965
8109200000	Unwrought zirconium powders	8 406	62 627	10 750	74 216
8109900000	Other zirconium and articles thereof	3 647	71 366	27 305	1 494 451
8110100000	Unwrought antimony powders	0	129 518	0	1 038 786
8110200000	Antimony waste and scrap	0	7	0	6 923
8110900000	Other antimony and articles thereof	2 000	27 182	18 650	242 545
8111000000	Manganese and articles thereof,including waste and scrap	2 274	841 856	8 000	1 823 798
8112120000	Unwrought beryllium powders	0	100	0	800
8112190000	Other beryllium and articles thereof	456	1 581	45 840	132 225
8112210000	Unwrought chromium powders	11 636	78 630	90 636	747 819
8112290000	Other Chromium and articles thereof	5 645	18 734	24 535	111 792
8112920000	Thallium unwrought waste and scrappowders	0	108	0	65 051
8112990000	Other thallium and articles thereof	0	1 057	0	183 945
8113000000	Cermets and articles thereof, includingwaste and scrap	96	612	13 829	82 818
8201100000	Hand tools spades and shovels	8 294	52 691	4 986	54 611
8201301000	Hoes (mamooties) and rakes	0	5 935	0	14 084
8201309000	Mattocks and picks	385	46 622	12 404	97 647
8201400000	Axes, bill hooks and similar hewingtools	447	479	1 452	2 137
8201500000	Secateurs & similar one-handed prunersand shears (including pool	5 212	135 941	7 455	230 622
8201600000	Hedge shears,two-handed pruning shearsand similar two handed s	0	2	0	16
8201900000	Other hand tools of a kind used inagriculture, horticulture or fores	1 354	52 604	26 625	630 710
8202100000	Hand saws	301 998	2 472 123	334 046	2 730 594
8202201000	Band saw blades	4 816	32 247	10 133	133 103
8202209000	Sparepart band saw blades	171 014	1 377 706	480 013	4 973 656
8202311000	Circular saw blades with working part ofsteel	8 637	36 952	117 016	691 358
8202319000	Sparepart circular saw blades withworking part of steel	37 428	315 604	172 878	2 146 141
8202390000	Other circular saw blades includingparts	43 152	542 688	336 059	2 691 792
8202400000	Chain saw blades	20 635	209 865	48 981	554 876
8202910000	Straight saw blades for working metal	2 660	95 709	10 729	600 056
8202991000	Straight saw blades	1 439	94 472	54 952	1 530 373
8202999000	Other saw blades	44 438	972 233	217 037	4 104 729
8203100000	Files, rasps and similar tools	64 237	767 468	199 080	1 513 533
8203200000	Pliers (including cutting pliers),pincers, tweezers and similar tools	482 028	4 376 514	713 468	7 800 907
8203300000	Metal cutting shears and similar tools	62 306	479 177	117 084	1 328 288
8203400000	Pipe-cutters, bolt croppers, perforatingpunches, and similar tools	73 890	673 264	159 311	2 137 455
8204110000	Hand operated spanners and wrencheson adjustable	629 806	5 554 956	1 174 442	10 326 891
8204120000	Hand operated spanners and wrenchesadjustable	304 973	2 658 656	2 836 667	9 887 179
8204200000	Interchangeable spanner sockets, withor without handles	236 439	1 822 578	408 212	4 671 517
8205100000	Drilling, threading or tapping tools	59 505	694 411	311 941	4 950 402
8205200000	Hammers and sledge hammers	397 415	5 687 219	380 121	11 005 549
8205300000	Planes, chisels, gouges and similarcutting tools for working wood	153 786	1 134 291	197 625	2 739 348
8205400000	Screwdrivers	219 191	2 703 843	418 595	5 517 794
8205511000	Flat irons	611	6 611	6 768	26 909
8205519000	Other household tools	7 333	135 012	44 430	755 668
8205590000	Other hand tools , oth than househlotools	535 693	5 998 482	1 460 924	16 750 281
8205600000	Blow lamps	8	14 146	429	53 628
8205700000	Vices, clamps and the like	293 204	2 407 616	854 401	12 827 267
8205900000	Other including sets of articles of twoor more subheadings of this	161 409	1 251 665	962 714	8 338 608
8206000000	Tools of two/ more of the headings82.02to 82.05 put up in sets for	299 548	1 952 222	1 070 875	14 261 116
8207130000	Rock drilling or earth boring tools with working part of cermets	24 099	210 042	805 840	6 505 234
8207190000	Other rock drilling / earth boring tools, including parts	136 064	1 155 605	2 717 906	39 449 222

I.3. IM POR M ENURUT KOM ODITI / IM PORT BY HS COM M ODITY
***** DESEM BER / DECEM BER 2014 *****

H S	Uraian Komoditi Commodity Description	Berat Bersih / Net Weight (Kg)		Nilai / Value C.I.F (US\$)	
		Bulan ini Current Month	Kumulatif Cum.Jan. to date	Bulan ini Current Month	Kumulatif Cum.Jan. to date
8207200000	Dies for drawing or extruding metal	183 096	966 513	3 205 498	22 771 437
8207300000	Tools for pressing, stamping or punching	671 826	2 273 171	8 878 646	45 291 833
8207400000	Tools for tapping or threading	12 920	224 598	590 847	8 851 708
8207500000	Tools for drilling, other than for rockdrilling	79 370	1 390 055	1 340 613	19 834 052
8207600000	Tools for boring or broaching	4 794	99 641	462 071	5 645 223
8207700000	Tools for milling	12 916	129 417	452 675	5 468 170
8207800000	Tools for turning	5 406	188 898	610 878	7 549 175
8207900000	Other interchangeable tools	240 853	1 931 152	3 936 377	34 228 315
8208100000	Knives and cutting blades for metalworking	22 470	450 864	630 649	11 241 286
8208200000	Knives and cutting blades for woodworking	41 836	559 702	365 648	4 227 418
8208300000	Knives&cutting blades f kitchen app'es /for mach. used by the food	17 948	123 519	93 345	840 737
8208400000	Knives&cutting blades for agricultural , horticultural or forestry ma	1 738	89 506	34 035	490 507
8208900000	Other knives and cutting blades formachines or for mechanical app	282 240	2 005 319	2 262 453	26 103 923
8209000000	Plates, sticks, tips and the like for tools,	65 886	366 486	3 412 883	38 335 235
8210000000	Hand-operated mechanical appliances,weighing	123 265	1 636 037	140 393	1 674 243
8211100000	Knives with cutting blades,serrated ornot and sets of assorted arti	4 697	98 514	17 185	526 011
8211910000	Table knives having fixed blades	18 652	443 770	31 403	1 135 928
8211925000	Knives ,fix blades, handle of base metalfor agricultural, horticultur	972	15 422	25 092	317 589
8211929010	Flick/ spring knives,hunting,diving&scouts knives,penknives,blades	10 511	54 714	13 688	132 157
8211929090	Other knives having fixed blades withhandle of base metal	7 501	156 020	38 445	1 197 098
8211932010	Knives,oth than fixed blades,with handle base metal, for agricultur	20	23 457	52	46 550
8211932090	Knives,oth than fixed blades,handle oththan metal, for agricultural	1 529	13 451	2 429	68 916
8211939000	Knives having other than fixed bladeswith handle of base metal	28 003	167 869	26 295	289 164
8211941000	Blades for knife of kind used foragriculture,horticulture/ forestry	2 151	10 995	9 747	80 699
8211949000	Blades with handle of base metal	55 509	327 921	128 788	1 343 051
8211950000	Knives with handles of base metal	25 043	155 116	28 175	449 123
8212100000	Razors	88 842	882 924	2 020 601	18 895 006
8212201000	Safety razor blades with double-edgedrazor blades	25 245	314 286	214 348	3 764 332
8212209000	Other razors and razor blades includingrazor blade blanks in strips	38 547	444 288	384 106	4 626 433
8212900000	Other parts of razors and razor blade	15 084	85 494	26 296	455 369
8213000000	Scissors, tailors' shears and similarshearsand blade thereof	175 722	1 725 613	236 178	2 679 868
8214100000	Ppr knives,ltr openers,erasing knives ,pencil sharpeners and blade	274 960	2 341 317	325 540	3 566 208
8214200000	Manicure or pedicure sets andinstruments including nail files	46 084	632 207	91 182	1 016 578
8214900000	Other articles of cutlery	92 854	1 416 435	764 105	2 771 669
8215100000	Spoons,forks,ladles,skimmer, cake serv. & fish knives sets of assort	4 731	122 415	3 924	185 630
8215200000	Similar kitchen and tableware, othersets of assorted articles	35 745	331 220	65 202	986 500
8215910000	Similar kitchen and tableware platedwith precious metal	17	4 949	313	24 547
8215990000	Other similar kitchen and tableware	244 361	2 769 684	357 663	5 297 578
8301100000	Padlocks	632 337	6 798 975	869 983	9 895 936
8301200000	Locks of a kind used for motor vehicles	201 677	2 355 493	1 560 707	26 750 819
8301300000	Locks of a kind used for furniture	379 566	5 116 858	7 798 490	13 937 383
8301401000	Handcuffs	251	8 249	3 138	90 700
8301409000	Other padlocks and locks	1 523 023	13 527 445	2 171 595	22 150 961
8301500000	Clasps and frames with clasps,incorporating locks	43 790	332 946	230 695	2 285 319
8301600000	Parts of padlocks and locks	458 802	4 946 061	2 199 713	33 765 845
8301700000	Keys presented separately	46 753	511 708	612 173	6 520 601
8302100000	Hinges	2 371 793	20 244 314	2 309 569	24 134 405
8302201000	Castors of a diameter > 100 mm but < 250 mm	39 634	379 389	21 417	429 399
8302209000	Oth base metal mountings, fitting & similar articles	472 652	5 309 946	878 598	9 550 277
8302301000	Hasps	19 161	169 007	74 842	985 573
8302309000	Oth mountings, fittings and similararticles suitable for motor vehic	539 989	6 955 049	4 189 901	54 196 427
8302413100	Hasps suitable for building	182 534	1 110 489	114 378	722 179
8302413900	Bolts, hooks, eyes and staples suitablefor building	139 159	1 522 917	175 983	2 190 641
8302419000	Other mounting suitable for building	952 702	10 533 291	2 346 497	25 231 904
8302422000	Hasps suitable for furniture	89 098	1 257 299	43 413	688 807
8302429000	Bolts suitable for furniture	2 060 527	25 614 887	2 927 428	34 872 886
8302491000	Mounting of a kind suitable for saddlery	4 220	35 900	22 366	320 760
8302499100	Hasps	9 608	84 779	89 593	690 770
8302499900	Other mounting ; oth than of a kindsuitable for saddlery	579 730	5 325 269	680 969	10 619 123
8302500000	Hat-racks,hat-pegs, brackets and similar fixtures	119 609	1 501 596	530 301	5 187 207
8302600000	Automatic door closers	88 558	1 140 745	703 833	5 057 665
8303000000	Armoured/ reinforced safes,strong-boxesand doors and safe depos	378 392	3 375 855	953 121	7 838 429
8304001000	Filing cabinets or card-index cabinets	407 495	3 642 873	675 791	6 948 043
8304009100	Other similar office or desk equipmentof aluminium	6 519	52 503	19 339	663 025

I.3. IM POR M ENURUT KOM ODITI / IM PORT BY HS COM M ODITY
***** DESEM BER / DECEM BER 2014 *****

H S	Uraian Komoditi Commodity Description	Berat Bersih / Net Weight (Kg)		Nilai / Value C.I.F (US\$)	
		Bulan ini Current Month	Kumulatif Cum.Jan. to date	Bulan ini Current Month	Kumulatif Cum.Jan. to date
8304009900	Other office or desk equipment of copper or of lead	220 524	1 692 180	458 846	4 612 515
8305101000	Fittings for double loop wire binders	112 090	752 667	243 908	1 965 364
8305109000	Fittings for loose-leaf binders or files other than double loop wire bin	268 185	2 459 702	440 455	5 343 129
8305201000	Staples in strips of a kind for office use	155 691	1 678 356	101 314	1 821 799
8305202000	Other staples in strips of iron or steel	9 929	129 872	29 502	365 574
8305209000	Other fitting for loose leaf binders or files for staples in strips	332 638	2 458 945	190 528	1 878 215
8305901000	Letter cones, paper clips, indexing tags office articles	52 537	620 433	87 564	937 267
8305909000	Other including parts	180 125	1 848 551	540 306	4 674 051
8306101000	Bells for cycles	16 232	163 022	29 638	197 133
8306102000	Bells, gongs and the like, of copper	574	4 477	1 742	28 397
8306109000	Bells, gongs and the like, other than of copper	3 908	25 705	4 117	153 747
8306210000	Statuettes and other ornaments plated with precious metal	15	12 431	975	15 184
8306291000	Statuettes and other ornaments, of copper or lead	15	1 906	770	14 306
8306292000	Statuettes and other ornaments, of nickel	0	1 551	0	13 539
8306293000	Statuettes and other ornaments, of aluminium	4	10 695	81	19 209
8306299000	Other statuettes and other ornaments	15 100	204 869	46 694	560 692
8306301000	Photograph, picture or similar frames; mirrors : of copper	1 845	25 923	5 388	121 318
8306309100	Metallic mirrors reflecting traffic views at road intersections/ sharp co	124	27 606	216	71 250
8306309900	Other metallic mirrors reflecting traffic views at road intersections/ shar	22 332	295 459	86 489	1 098 252
8307100000	Flexible tubing of base metal, with or without fitting of iron/ steel	200 982	2 518 459	1 174 332	14 193 207
8307900000	Flexible tubing of base metal, with or without fitting of other base m	54 106	692 391	199 500	3 586 484
8308100000	Hooks, eyes and eyelets of base metal	399 237	4 271 465	3 924 349	46 457 792
8308200000	Tubular or bifurcated rivets of base metal	52 918	697 616	441 422	5 448 584
8308901000	Including parts with beads of a kind used for travel goods	23 367	293 195	304 861	4 258 098
8308909010	Including parts with spangles of a kind used for clothing	9 287	22 438	29 345	157 851
8308909090	Claps, frames with claps, buckles, buckle-claps of base metal	436 620	3 907 899	2 992 863	32 014 381
8309100000	Crown corks, of base metal	25 549	211 817	74 905	977 583
8309901000	Capsules for bottles, of base metal	10 653	90 887	115 726	931 841
8309902000	Top ends of alum. Cans, of base metal	706 441	7 514 654	3 515 462	35 425 189
8309906000	Aerosol can ends, of tinplate, of base metal	237	31 813	2 421	146 800
8309907000	Other caps for cans, of base metal	80 296	1 224 264	337 581	4 483 675
8309908100	Bottle and screw caps, of aluminium	4 980	25 042	20 680	248 326
8309908900	Seals & other packing accessories of aluminium	73 294	806 378	380 188	6 216 433
8309909100	Other of bottle and screw caps	3 316	43 333	12 620	278 862
8309909910	Bungs for metal drums; bung covers; seals; case corner protectors	16 971	227 529	140 861	2 166 297
8309909990	Threaded bungs for aluminium covers; seals; case corner protectors;	137 218	1 637 564	783 414	11 376 138
8310000000	Plates; Signs, name, add & similar, number, letter, of base metal, excl	34 577	452 900	356 783	4 980 662
8311100010	Coated electrodes of base metal, for electric arc-welding : In rolls	1 833 191	7 287 534	1 827 153	9 014 569
8311100090	Coated electrodes of base metal, for electric arc-welding, in other than	1 595 207	21 510 703	1 881 079	29 593 285
8311202010	Cored wire of alloy steel, containing by weight 4,5% / carbon / chromium,	737 465	10 048 501	838 641	12 818 652
8311202090	Cored wire of alloy steel, containing by weight 4,5% / carbon / chromium,	13 489	678 826	96 055	1 344 888
8311209010	Part Cored wire of alloy steel, containing weight 4,5% / carbon / chrom, in r	651 173	4 542 997	939 887	6 907 410
8311209090	Part Cored wire of alloy steel, containing weight 4,5% / carbon / chrom, in n	488 666	5 661 272	483 343	7 346 326
8311302010	Coat rod & Cored wire of alloy steel, containing weight 4,5% / carbon / chr	233 640	2 135 652	547 311	6 005 777
8311302090	Coat rod & Core wire of alloy steel, containing weight 4,5% / carbon / chr	12 773	187 731	151 760	6 350 085
8311309010	Part coat rod & Core wire of alloy steel, containing weight 4,5% / carbon / cl	401 667	3 631 705	909 160	9 648 284
8311309090	Part coat rod & Core wire of alloy steel, containing weight 4,5% / carbon / cl	467 566	4 551 934	1 779 033	15 783 064
8311900000	Coated wire / cored with flux material of kind used for soldering &	244 781	5 323 264	763 590	12 025 478
8401100000	Nuclear reactors	238	766 773	122	3 658 730
8401200000	Machinery & apparatus for isotopic separation & parts thereof	340	80 336	18 250	2 097 635
8401300000	Fuel elements (cartridges), non-irradiated	0	34	0	2 990
8401400000	Parts of nuclear reactors	0	7 950	0	1 350 838
8402111000	Watertube boiler with steam production > 45 t/ h with electrical or	592 763	23 081 588	4 508 300	189 679 632
8402112000	Watertube boiler with steam production > 45 t/ h with not electric	0	515 488	0	4 401 541
8402121100	Watertube boilers elect. with a steam 15 tons <= steam prod. < 45t	1 241 154	17 909 651	3 705 975	54 069 689
8402121900	Watertube boilers electric with a steam prod < 15 tons / hours	295 677	3 452 832	701 442	11 482 795
8402122100	Watertube boilers not elect. with steam 15 tons <= steam prod. < 4	0	360 458	0	1 179 454
8402122900	Watertube boilers not elect with steam prod < 15 tons / hours	121 430	1 584 752	246 923	10 294 221
8402191100	Hybrid boilers with a steam production > 15t/ hour with electrically	0	1 291 049	0	2 777 478
8402191900	Hybrid boilers with a steam production < 15t/ hour with electrically	652 641	5 230 862	1 235 665	15 525 407
8402192100	Hybrid boilers not elect with a steam production exceeding 15t/ hc	181 963	401 933	183 535	1 246 192
8402192900	Other hybrid boiler not elect with a steam production not exceeding	158 776	2 151 884	335 892	5 352 525
8402201000	Electric super heated water boiler electrically operated	691 649	4 645 503	2 279 618	34 999 519
8402202000	Electric super heated water boiler not electrically operated	0	102 324	0	296 281

I.3. IM POR M ENURUT KOM ODITI / IM PORT BY HS COM M ODITY

*** DESEM BER / DECEM BER 2014 ***

H S	Uraian Komoditi Commodity Description	Berat Bersih / Net Weight (Kg)		Nilai / Value C.I.F (US\$)	
		Bulan ini Current Month	Kumulatif Cum.Jan. to date	Bulan ini Current Month	Kumulatif Cum.Jan. to date
8402901000	Part of boiler bodies or shells	44 592	4 137 731	477 129	22 519 306
8402909000	Oth than part of boiler bodies or shells	2 540 036	36 370 463	10 896 171	165 144 881
8403100000	Boilers of central heating boilers other than those of heading 84.02	15 054	846 364	273 885	3 241 210
8403901000	Boiler bodies or shells central heating boilers oth than those of heading 84.02	2 004	716 923	5 826	941 928
8403909000	Oth Boiler bodies or shells central heat boilers oth than those of heading 84.02	28 062	957 679	28 568	2 838 618
8404101010	Soot remover (soot blowers) for use with boilers of heading 84.02	392	587 228	12 206	4 833 934
8404101090	Economiser,super-heaters,gas revererswith boilers of heading 84.02	1 685 388	29 524 650	10 828 482	150 742 147
8404102000	Economiser,super-heaters,gas revererswith boilers of heading 84.02	283	363 453	15 336	2 223 623
8404200000	Condensers for steam or other vapour power units	21 879	744 062	268 890	6 613 412
8404901100	Parts boiler bodies or shells of goods of subheading 8404.10.10 :	64	160 581	2 262	576 688
8404901900	Part oth than boiler bodies or shells of goods of subheading 8404.10.20 :	655	3 406 180	6 390	25 477 536
8404902100	Parts boiler bodies or shells of goods of subheading 8404.10.20 :	0	437	0	17 999
8404902900	Part oth than boiler bodies or shells of goods of subheading 8404.10.20 :	0	22 854	0	52 854
8404909000	Other parts of auxiliary machinery for use with boilers	1 739 890	7 640 812	12 344 966	45 167 412
8405100000	Producer gas/ water gas generators,with or without purifiers; acetylene generators	0	1 476 684	0	25 205 193
8405900000	Part of producer gas/ water gas generator,with or without purifiers; acetylene generators	160 565	1 367 267	522 719	62 971 872
8406100000	Turbines for marine propulsion	0	7 907	0	539 592
8406810000	Turbines oth than marine propulsion of an output exceeding 40 MW	0	12 817 309	0	128 271 365
8406820000	Turbines oth than marine propulsion of an output not exceeding 40 MW	85 808	5 690 964	1 597 274	74 578 496
8406900000	Part of turbines for marine propulsion	3 989 929	13 922 666	18 489 445	136 870 218
8407100000	Spark ignition reciproc/ rotary internal combustion piston engines for motor vehicles	560	50 672	398 200	21 041 469
8407211000	Outboard motors of a power < 22.38 kw	7 764	23 333	93 396	555 578
8407219000	Outboard motors of a power > 22.38 kw	121 615	1 545 386	2 378 738	34 366 795
8407292000	Other than outboard motors of a power <= 22.38 kw	65	2 381	681	3 470
8407299010	Outboard motors of a power > 22.38 kw but not exceeding 100 kw	0	48 710	0	30 522
8407299090	Outboard motors of a power > 100 kw	16 621	775 521	43 166	1 870 446
8407310000	Reciprocating piston engine of vehicle of chapter 87 ,capacity <=50 cc	1 268	1 412	10 319	18 751
8407321200	Reciproc piston engine of vehicles of heading 87.11 ,50cc< capacity < 100 cc	75	567	1 443	15 724
8407321900	Reciproc piston engine of vhl of heading 8701,8711 with capacity <= 100 cc	0	198 496	0	646 632
8407322100	Reciproc piston engine of vehicles of heading 87.01 ,110cc< capacity < 100 cc	0	18	0	795
8407322200	Reciproc piston engine of vehicles of heading 87.11 ,110cc< capacity < 100 cc	162 349	1 184 746	2 590 434	19 988 564
8407322900	Reciproc piston engine of vhl of heading 8701,8711 with >110 cc cap < 100 cc	8 399	56 264	43 281	396 301
8407332000	Reciproc piston engine of vehicles of heading 87.11 ,250cc> capacity < 100 cc	63	12 469	2 624	151 821
8407339000	Reciproc piston engine of vehicles of heading 8701,8711 with capacity <= 100 cc	5 171	50 542	84 099	876 615
8407344000	Fully assemb for pedestrian controller tractors with cyl cap < 1100 cc	0	1 245	0	35 175
8407346000	Fully assemb for oth vhl of heading 8711 with cyl cap < 1100 cc	489	11 054	6 602	147 834
8407347100	Fully assembled of a cylinder capacity not exceeding 2000 cc	189 469	2 448 812	2 172 837	33 331 936
8407347200	Fully assembled of > 2000 cc a cylinder capacity < 3000 cc	2 313	205 668	54 580	245 089
8407347300	Fully assembled of a cylinder capacity exceeding 3000 cc	319 016	2 567 839	5 425 751	45 809 571
8407349100	Fully assembled for pedestrian controlled tractors of cyl cap <1100 cc	0	671	0	5 082
8407349200	Fully assembled for other vehicles of heading 8701	0	609	0	33 661
8407349300	Fully assembled for other vehicles of heading 8711	0	16 902	0	397 741
8407349400	Fully assembled for oth vehicles of cylinder capacity not exceeding 2000 cc	199 714	3 264 935	1 953 115	36 790 850
8407349500	Fully assembled for oth vehicles of > 2000 cc cylinder capacity < 3000 cc	0	536	0	25 000
8407349900	Fully assembled for oth vehicles of cylinder capacity exceeding 3000 cc	107	189 831	2 489	3 384 809
8407901000	Other engines of a power not exceeding 18,65 kw	399 082	6 532 484	1 557 200	28 209 490
8407902000	Other engines of a power exceeding 18,65 kw but not exceeding 22,38 kw	1 423	1 467	5 718	9 750
8407909000	Other engines of a power exceeding 22,38 kw	166 135	4 266 090	266 305	50 825 162
8408101000	Marine propulsion engines, of a power not exceeding 22.38 kw	8 234	129 804	12 326	1 036 214
8408102000	Marine propulsion engines, of a power exc 22.38 kw but not exc 100 kw	6 386	898 610	82 787	5 491 703
8408109010	Marine propulsion engines, of a power exc 100 kw but not exc 750 kw	104 260	1 200 715	1 360 095	13 262 625
8408109090	Marine propulsion engines, of a power exceeding 750 kw	279 159	2 480 956	4 231 498	46 214 314
8408201000	Fully assembled for vehicles of subheading 8701.10	2 163	141 445	40 593	2 332 632
8408202100	Fully assembled for vehicles of subhd 8701.10 of cyl cap <2000 cc	83 221	1 573 155	57 324	3 610 978
8408202200	Fully assembled for vehicles of subhd 8701 of >2000 cc cyl cap <3500 cc	929 551	13 990 803	11 188 237	170 209 729
8408202310	Fully assembled for vehicles of subhd 8701.10 of cyl cap > 3500 cc	3 816	322 964	109 027	4 248 779
8408202320	Fully assembled for vehicles of subhd 8701.10 of cyl cap > 20000 cc	5 770	155 070	152 323	3 742 789
8408209300	Oth for vehicles of subheading 8701.10	1 653	99 350	108 684	2 984 312
8408209400	Oth for vehicles of subheading 8701.10 with cyl capacity < 2000 cc	0	8 525	0	239 884
8408209500	Oth for vehicles of subheading 8701.10 with > 2000 cc cyl capacity < 3500 cc	275	7 749	3 936	121 211
8408209610	Oth for vehicles of subheading 8701.10 with > 3500 cc cyl capacity < 20000 cc	223 517	3 834 724	556 605	15 773 439
8408209620	Oth for vehicles of subheading 8701.10 with cyl capacity > 20000 cc	5 139	209 931	93 912	6 176 425
8408901000	Other engines with power < 18,65 kw	614 656	8 042 675	765 240	10 590 499
8408905020	Other engines with power > 100 kw for railway locomotives or tractors	0	2 677	0	32 077

I.3. IM POR M ENURUT KOM ODITI / IM PORT BY HS COM M ODITY
***** DESEM BER / DECEM BER 2014 *****

H S	Uraian Komoditi Commodity Description	Berat Bersih / Net Weight (Kg)		Nilai / Value C.I.F (US\$)	
		Bulan ini Current Month	Kumulatif Cum.Jan. to date	Bulan ini Current Month	Kumulatif Cum.Jan. to date
8408905030	Other engines with power > 100 kw for heading 8429 or 8430	190 963	3 033 270	1 446 158	33 243 528
8408905090	Other engines with power > 100 kw for heading 8429 or 8430	586 415	4 555 196	1 182 549	19 002 600
8408909100	Egn of power exc 100 kw oth formachinery heading 8429 ot 8430	191 616	1 419 871	2 469 154	19 486 773
8408909910	Compression with diesel or semi-diesel of railway locomotiv or tra	0	2 089	0	37 771
8408909990	Compres with diesel or semi-diesel othof railway locomotiv or tra	1 776 624	15 984 757	3 465 504	39 532 566
8409100000	Parts suitable for use with the engine of heading 8407 or 8408 of a	76	2 104	8 867	130 219
8409911100	Combustion piston egn for machin of head 8429 or 8430 of carbur	27 794	210 614	245 050	12 286 700
8409911200	Combustion piston egn for machin of head 8429 or 8430 of cylindr	691	38 850	9 707	506 648
8409911300	Cylinder liners with internal diameter 50 mm <= 155 mm of head 8	492	15 937	7 219	375 400
8409911400	Oth cylinder liners with internal diamtr 50 mm <= 155 mm of head	3 172	68 635	89 836	1 415 875
8409911500	Cylinder heads & head covers formachinery heading 8429 ot 8430	9 074	92 231	449 390	2 621 077
8409911600	Pistons with an external diameter of 50 mm <= 155 mm of head 84	5 896	76 220	159 994	1 739 384
8409911700	Oth pistons with an external diameter of 50 mm <= 155 mm of hea	8 844	93 847	55 194	605 170
8409911800	Piston rings & gudgeon pins formachinery heading 8429 ot 8430	3 695	107 857	66 045	2 195 173
8409911900	Oth parts suitable for use with the engine machinery heading 8429	31 968	770 797	429 486	15 764 745
8409912100	Carburettors & parts there of vehicles of heading 8701	452	6 000	225	25 596
8409912200	Cylinder blocks for machinery heading 8701	71	16 575	1 023	66 029
8409912300	Cylinder liners with internal diameter 50 mm <= 155 mm of headin	0	20	0	992
8409912400	Oth cylinder liners with internal diamtr 50 mm <= 155 mm of headi	23 010	71 763	41 756	330 548
8409912500	cylinder heads & head covers formachinery heading 8701	10 073	132 705	114 773	570 675
8409912600	Pistons with an external diameter of 50 mm <= 155 mm of heading	8	10 576	546	35 692
8409912700	Oth pistons with an external diameter of 50 mm <= 155 mm of hea	52	2 721	6 154	195 967
8409912800	Piston rings & gudgeon pins formachinery heading 8701	6 627	54 291	468 319	3 139 639
8409912900	Oth parts suitable for use with the engine machinery of heading 87	1 746	59 982	10 402	542 256
8409913100	Carburettors & parts there of vehicles of heading 8711	74 098	910 778	647 848	21 725 420
8409913200	Cylinder blocks; crank cases formachinery of heading 8711	53 218	692 636	830 581	9 911 051
8409913400	Cylinder liners for machinery of heading 8711	158 785	1 225 490	777 053	5 832 628
8409913500	Cylinder heads & head covers formachinery of heading 8711	13 296	79 772	122 220	1 075 846
8409913700	Pistons for machinery of heading 8711	18 110	367 220	228 270	3 829 495
8409913800	Piston rings & gudgeon pins formachinery of heading 8711	27 781	265 452	1 134 831	10 249 007
8409913900	Oth parts suitable for use with the engine for machinery of heading	143 220	2 097 013	3 126 778	55 391 240
8409914100	Carburettors & parts there of vehicles of heading 87	81 054	1 095 016	1 299 781	25 253 760
8409914200	Cylinder blocks; crank cases formachinery of heading 87	809 226	12 780 647	5 692 350	96 335 015
8409914300	Cylinder liners with internal diameter 50 mm <= 155 mm of headin	1 939	17 059	26 067	261 074
8409914400	Other cylinder liners with the engine for machinery of heading 87	28 397	311 958	305 322	3 624 381
8409914500	Cylinder heads & head covers formachinery of heading 87	211 563	2 586 657	2 583 771	31 150 219
8409914600	Pistons with an external diameter of 50 mm <= 155 mm of heading	102 521	893 198	722 334	10 812 007
8409914700	Oth pistons with an external diameter 50 mm <= 155 mm of headir	25 596	194 039	63 216	1 396 930
8409914800	Piston rings & gudgeon pins formachinery heading 87	22 319	264 479	938 209	9 736 437
8409914900	Oth parts suitable for use with the engine for machinery of heading	1 093 555	20 451 119	11 905 178	198 816 693
8409915100	Cyl block, crank case, marine propul eng power <= 22.38 kw for vesse	776	72 715	21 597	3 530 549
8409915200	Cyl liners, power < 22,38 kw of diamtr => 50 mm < 155 mm for vesse	12	746	384	31 584
8409915300	Oth cyl liners, power < 22,38 kw for vessel of heading 89	20	16 647	708	48 122
8409915400	Pistons, power < 22,38 kw of diamtr => 50 mm < 155 mm for vessel c	632	257 188	15 504	2 023 089
8409915500	Oth pistons, power < 22,38 kw for vessel of heading 89	102	10 504	2 876	506 428
8409915900	Oth suitable for use with the egn of power < 22,38 kw for vssl of he	44 138	950 309	484 261	8 827 276
8409916100	Cyl block, crank case, marine propul eng power > 22.38 kw for vessel	0	2 238	0	24 352
8409916200	Cyl liners, power > 22,38 kw of diamtr => 50 mm < 155 mm for vesse	162	214 585	5 230	325 366
8409916300	Oth Cyl liners, power > 22,38 kw of diamtr => 50 mm < 155 mm for ve	9 456	225 300	60 172	1 297 470
8409916400	Pistons, power > 22,38 kw of diamtr => 50 mm < 155 mm for vessel c	10 406	132 841	6 051	254 285
8409916500	Other piston for marine propulsion engines of power > 22.38 kw	738	26 418	26 450	262 561
8409916900	Oth suitable for use with the egn of power > 22,38 kw for vssl of he	12 835	372 874	42 620	1 985 597
8409917100	Carburettors & parts there of other eng	1 394	54 057	3 569	292 240
8409917200	Cylinder blocks for other engine	2 688	1 426 166	50 610	1 250 881
8409917300	Cyl liners for other engine with => 50 mm diameter < 155 mm	201	88 181	5 710	621 345
8409917400	Oth cyl liners for other engine	504	319 433	13 164	707 006
8409917500	Cyl heads & head covers for other eng	121	41 915	5 741	262 539
8409917600	Pistons for other engine with => 50 mm diameter < 155 mm	8	1 319	17	35 358
8409917700	Oth pistons for other engine	896	41 268	27 722	357 031
8409917800	Piston rings & gudgeon pins for other engine	2 627	30 319	48 569	485 255
8409917900	Other parts for engines	471 901	4 220 236	928 541	13 792 712
8409991100	Carburettors & parts there of for engine of machinery of head 8429	3 805	33 557	111 822	1 102 684
8409991200	cylinder blocks for engine of machinery of heading 8429/ 8430	13 314	115 737	107 802	1 928 423
8409991300	Cyl liners for eng mach head 8429/ 8430 with => 50 mm diameter <	1 134	7 507	2 605	75 330

I.3. IM POR M ENURUT KOM ODITI / IM PORT BY HS COM M ODITY
 *** DESEM BER / DECEM BER 2014 ***

H S	Uraian Komoditi Commodity Description	Berat Bersih / Net Weight (Kg)		Nilai / Value C.I.F (US\$)	
		Bulan ini Current Month	Kumulatif Cum.Jan. to date	Bulan ini Current Month	Kumulatif Cum.Jan. to date
8409991400	Other cylinder liners for engine of machinery of head 8429/8430	46 935	438 609	1 396 116	11 501 088
8409991500	Cylinder head & head covers for engine of machinery of head 8429/	28 477	348 562	536 515	8 920 853
8409991600	Pistons for engine of machinery of head 8429/8430 with =>50 mm diameter <	468	4 657	9 323	75 401
8409991700	Other piston for engine of machinery of heading 8429/8430	9 094	58 030	78 274	1 140 126
8409991800	Pistons rings & gudgeon pins for engine of machinery of head 8429	1 273	20 773	17 882	469 426
8409991900	Other engine of machinery of heading 8429 or 8430	71 862	606 924	1 613 262	9 898 133
8409992100	Carburetors & parts thereof for engine of vehicles of heading 8701	9 230	86 104	10 525	155 701
8409992200	Cylinder blocks for engine of vehicles of heading 8701	42 937	393 308	47 350	638 975
8409992300	Cylinder liners for engine of vehicles of with =>50 mm diameter <155 mm	403	2 295	14 243	75 350
8409992400	Other cylinder liners for engines of vehicles of heading 8701	1 095	13 860	3 783	27 043
8409992500	Cylinder heads & head covers for engines of vehicles of heading 8701	1 162	26 268	15 684	329 699
8409992600	Pistons for engine of vehicle of head 8701 with =>50 mm diameter <155 mm	571	998	7 963	15 827
8409992700	Other pistons for engines of vehicles of heading 8701	0	211	0	6 224
8409992800	Pistons rings & gudgeon pins for engines of vehicles of heading 8701	23	1 864	624	77 690
8409992900	Other for engines of vehicles of heading 8701	52 685	427 591	73 183	670 288
8409993100	Carburetors & parts thereof for engine of vehicles of heading 8711	0	27 168	0	125 580
8409993200	Cylinder blocks; crank cases for engines of vehicles of heading 8701	133	49 774	3 099	351 171
8409993300	Cylinder liners for engines of vehicles of heading 8711	0	4 963	0	74 456
8409993400	Cylinder heads & head covers for engines of vehicles of heading 8711	140	2 312	2 090	79 271
8409993500	Pistons for engines of vehicles of heading 8711	19 282	25 169	4 559	124 508
8409993600	Pistons rings & gudgeon pins for engines of vehicles of heading 8711	164	10 496	2 483	456 509
8409993900	Other for engines of vehicles of heading 8711	47 182	573 236	1 074 633	12 530 185
8409994100	Carburetors & parts thereof for engine of other vehicles of chapter 87	9 630	16 490	6 856	36 764
8409994200	Cylinder blocks; crank case for engine of other vehicles of chapter 87	1 125 758	9 931 539	5 993 131	73 256 102
8409994300	Cylinder liners for engine of other vehicle of chapter 87 with =>50 mm diameter <155	3 912	138 230	116 579	1 773 254
8409994400	Other cylinder liners for engines of other vehicles of heading 8701	14 272	146 505	30 088	706 116
8409994500	Cylinder heads & head covers for engines of other vehicles of chapter 87	202 966	2 020 174	2 142 379	21 832 745
8409994600	Pistons for engine of other vehicle of chapter 87 with =>50 mm diameter <155	10 729	161 194	130 364	1 568 000
8409994700	Other piston for engines of other vehicles of chapter 87	14 519	156 958	38 830	536 197
8409994800	Pistons rings & gudgeon pins for engines of other vehicles of chapter 87	57 889	466 221	462 827	3 821 879
8409994900	Other for engines of other vehicles of chapter 87	5 051 317	15 835 136	9 274 798	138 047 882
8409995100	Cylinder block; crank case; marine propulsion engine, power <= 22,38 kw for vessel	193	3 469	2 171	28 860
8409995200	Cylinder liners of power <= 22,38 kw of diameter =>50 mm <155 mm for vessel	879	3 102	663	12 438
8409995300	Other cylinder liners for engines of vessel of chapter 89 with power < 22,38 kw	1 137	19 529	22 552	85 925
8409995400	Pistons for vessel engine <= 22,38 kw of diameter =>50 mm <= 155 mm of	63	731	45	1 762
8409995500	Other piston for engine of vessel of chapter 89 with marine propulsion engine of power < 22,38 kw	0	1 226	0	7 004
8409995900	Other for vessel of chapter 89; marine propulsion engine of power <= 22,38 kw, crank case	11 325	117 112	15 917	956 173
8409996100	Cylinder block; crank case; marine propulsion engine, power >= 22,38 kw for vessel	593	871	840	52 231
8409996200	Cylinder liners for vessel engine >= 22,38 kw of diameter =>50 mm <= 155 mm of	6 577	88 467	150 991	3 220 283
8409996300	Other cylinder liners for marine propulsion engines of power > 22,38 kw	25 165	144 990	70 718	752 236
8409996400	Pistons for vessel engine >= 22,38 kw of diameter =>50 mm <= 155 mm of	14 054	75 497	238 447	1 078 177
8409996500	Other piston for marine propulsion engines of power > 22,38 kw	16 090	146 854	37 407	1 718 064
8409996900	Other for marine propulsion engines of power > 22,38 kw	248 127	4 794 889	3 348 273	38 157 040
8409997100	Carburetors & parts thereof for other engines	20 694	156 067	63 561	1 210 136
8409997200	Cylinder blocks for other engines	16 055	137 666	298 964	3 262 852
8409997300	Cylinder liners for other engines with diameter =>50 mm <= 155 mm	2 812	12 366	8 859	23 775
8409997400	Other cylinder liners for other engines	31 391	356 845	126 561	3 907 453
8409997500	Cylinder heads & head covers for other engine	12 970	148 909	149 720	2 631 659
8409997600	Pistons for other engines with diameter =>50 mm <= 155 mm	164	17 158	1 774	155 535
8409997700	Other pistons for other engines	24 119	284 400	436 659	4 277 931
8409997800	Pistons rings & gudgeon pins for other engines	7 152	106 979	71 472	758 857
8409997900	Other than for engines	503 464	8 645 206	2 727 186	35 910 859
8410110000	Hydraulic turbine & water wheel of power <= 1,000 kw	68 547	492 343	235 647	2 418 294
8410120000	Hydraulic turbines and water wheels of >1,000 kw power < 10,000	58 036	499 322	519 450	7 062 929
8410130000	Hydraulic turbines and water wheels of with a power exceeding 10,000	0	143	0	387
8410900000	Parts, including regulators of hydraulic turbines and water wheels	91 718	1 669 151	376 388	9 023 097
8411110000	Turbo-jets of a thrust not exceeding 25 kn	1 064 998	1 601 594	573 152	8 912 682
8411120000	Turbo-jets of a thrust exceeding 25 kn	5 158	32 005	540 179	4 661 200
8411210000	Turbo-propellers of a power not exceeding 1,100 kw	2 674	55 480	114 540	6 725 591
8411220000	Turbo-propellers of a power exceeding 1,100 kw	484	40 092	286 230	11 499 361
8411810000	Other gas turbines of a power not exceeding 5,000 kw	31 198	261 682	1 800 590	22 456 366
8411820000	Other gas turbines of a power exceeding 5,000 kw	12 936	100 746	2 967 798	23 266 131
8411910000	Parts of turbo-jets/ turbo-propellers	1 442	23 773	326 400	1 805 661
8411990000	Other Parts of turbo-jets/ turbo-propellers	249 082	6 349 965	19 251 238	268 108 335

I.3. IM POR M ENURUT KOM ODITI / IM PORT BY HS COM M ODITY
***** DESEM BER / DECEM BER 2014 *****

H S	Uraian Komoditi Commodity Description	Berat Bersih / Net Weight (Kg)		Nilai / Value C.I.F (US\$)	
		Bulan ini Current Month	Kumulatif Cum.Jan. to date	Bulan ini Current Month	Kumulatif Cum.Jan. to date
8412100000	Reaction engines oth than turbo-jets	17 647	199 874	239 336	3 354 214
8412210000	Hydraulic power engines and motorswith linear acting (cylinders)	202 934	3 058 820	2 319 497	28 496 605
8412290000	Hydraulic power engines and motorswith other linear acting (cylind	138 278	4 217 574	2 413 974	64 035 847
8412310000	Pneumatic power engines andmotors with linear acting (cylinders)	37 387	552 706	950 475	9 244 643
8412390000	Pneumatic power engines and motorswith other linear acting (cyli	25 489	357 488	691 159	8 303 413
8412800000	Oth engines and motors	210 688	2 145 890	1 120 897	17 447 280
8412901000	Parts of engines of subheading 8412.10	832	2 635	9 526	110 011
8412909000	oth parts of engines of subheading 841	234 157	1 910 369	3 987 577	27 988 610
8413110000	Pumps for dispensing fuel/lubricants ofthe type used in fill station/	32 094	818 915	584 600	13 083 401
8413190000	OthPumps for dispens fuel/lubricants ofthe type used in fill statior	221 030	3 726 133	3 464 651	32 254 257
8413201000	Water pump for hand pump,oth than those of subheading 8413.1	105 186	570 827	358 948	1 510 083
8413209000	Oth Water pump for hand pump,oth than those of subheading 841	120 522	783 894	1 196 680	4 478 413
8413301200	Recipro/rotary for water pumps/ fuel ofkind eng of mtr vhl head 8;	238 997	2 664 359	5 604 710	60 083 764
8413301900	Reciprocating or rotary type for cooled pumps for intern combu	155 984	2 410 860	1 883 898	27 394 104
8413302100	Centrifugal type for water pumps/ fuel ofkind eng of mtr vhl head 8	2 696 752	4 815 879	1 206 951	27 155 204
8413302900	Centrifugal type for cooling mediumpumps for intern combustion	7 175	192 451	192 208	2 986 137
8413309200	Other water pumps or fuel pumps of kindused for eng of mtr vhl h	438 883	4 649 926	11 638 934	135 389 456
8413309900	Other Cooling medium pumps for internalcombustion piston engir	296 553	3 605 546	6 293 000	79 661 411
8413400000	Concrete pumps	52 104	872 620	350 192	8 174 257
8413503000	Oth reciproc positif displacement pumps,of water pumps with flow	2 318	1 244 704	16 319	6 299 616
8413504000	Oth reciproc (+) displmnt pumps,of waterpumps with >8000m/h fl	4 065	56 956	110 775	1 732 408
8413509000	Oth reciproc positif displacement pumps,of water pumps with flow	170 562	2 473 747	6 373 431	50 947 315
8413603010	Oth rotary positive displacement pumps,elctrlly operated with flow	107	99 638	841	1 366 179
8413603020	Oth rotary positive displmnt pumps,notelctrlly operated with flow	6 935	228 252	76 689	1 131 969
8413604000	Oth rotary (+) displmnt pumps,of waterpumps with>8000m/h flow	3 988	28 475	34 220	181 184
8413609000	Oth rotary positive displacementpumps, with flow rate > 13000 m.	281 577	2 162 763	2 389 353	26 314 834
8413701100	Oth Ctrfgl pumps;sgl stage,water pmp forbelt drivr /drct coupl with	11 597	439 371	115 277	3 780 342
8413701900	Oth centrifugal pumps;single suctionhorizontal shaft water pumps	210 348	4 266 811	2 823 622	56 267 017
8413703100	Submersible water pumps with an inletdiameter <= 200 mm	255 757	1 587 523	496 424	4 496 714
8413703900	Submersible water pumps with an inletdiameter => 200 mm	63 236	1 508 904	290 811	7 730 682
8413704110	Oth water pumps of flow rate<8000m/h ofwith diamtr>200 mm oi	361 875	3 503 387	1 015 995	11 912 440
8413704120	Oth water pumps of flow rate<8000m/h ofwith diamtr>200 mm oi	32 241	670 645	83 921	4 250 172
8413704900	Oth water pumps of flow rate<8000m/hwith inlet diameter > 200	176 388	950 726	3 403 640	16 529 599
8413705100	Oth water pumps with > 8000 m/h flowrate <= 13000 m/h of dian	1 349	32 838	38 899	796 086
8413705900	Oth water pumps with flow rate>13000 m/hwith an inlet diameter	12 100	156 650	151 406	1 790 809
8413709100	Oth pumps with shafts common with theprime mover of an inlet d	282	211 716	2 690	4 661 361
8413709900	Oth pumps with shafts common with theprime mover of an inlet d	351 127	5 648 850	5 501 087	74 931 500
8413811110	Water pump with flow rate <= 8000 m/hwith electrically operated	86 356	1 035 157	495 728	5 322 203
8413811120	Water pump with flow rate <= 8000 m/hwith not electrically operat	197 462	2 648 568	265 601	4 212 755
8413811200	Water pump with > 8000 m/hflow rate <= 13000 m/h	78 620	602 512	245 207	3 828 407
8413811900	Water pump with flow rate >= 13000 m/h	770 496	4 838 373	12 864 214	55 978 146
8413820010	Liquid elevators with electricallyoperated	49 378	1 540 826	370 659	15 860 109
8413820020	Liquid elevators with not electricallyoperated	44 215	593 996	1 589 348	18 820 805
8413911000	Part of pumps subheading 8413.20.10	979 986	7 323 648	973 544	8 066 872
8413912000	Part of pumps subheading 8413.20.90	5 775	119 683	105 886	1 069 846
8413913000	Part of pumps subheading8413.70.11 and 8413.70.19	25 227	586 171	379 323	5 276 136
8413914000	Part of other centrifugal pumps	798 794	6 894 875	3 593 374	53 230 969
8413919000	Part of other pumps	2 536 580	17 296 482	15 114 843	142 635 851
8413920000	Part of liquid elevators	11 436	53 378	51 467	678 738
8414100000	Vakum pumps	91 135	1 466 871	1 348 087	17 143 681
8414201000	Hand or foot operated air pumps;for bicycle pumps	256 904	2 598 478	258 964	2 388 089
8414209000	Other Hand or foot operated air pumps	344 555	1 902 489	2 756 484	10 358 154
8414302000	Compressors of kind used in refrigeratequipment for automotive /	142 816	2 179 327	1 489 797	17 802 460
8414303000	Compressors of kind used in refrigeratequipment oth of seal unit f	66 133	270 911	299 144	2 419 589
8414304000	Compr kind refrgt eqp oth with cap refr>21.10 kw or displacmnt p	494 919	5 162 035	2 219 842	28 249 580
8414309000	Compr kind refrgt eqp oth with cap refr<21.10 kw or displacmnt p	3 219 195	48 484 990	12 922 680	249 903 351
8414400000	Air compressors mounted ona wheeled chasis for lowing	464 820	5 242 878	1 687 725	26 148 627
8414511000	Table fans and box fans	1 389	164 479	43 883	1 175 301
8414519100	Fans with protective screen	9 480	471 782	34 339	2 308 071
8414519900	Other fans with protective screen	15 369	442 766	160 609	1 049 577
8414592000	Explosion-proof air fans of kind used inunderground mining with c	5 020	25 886	80 876	346 854
8414593000	Blower with capacity < 125 kw	273 679	2 625 790	1 177 628	13 197 210
8414594100	Fans of a capacity <125 kw withprotective screen	0	6 346	0	125 123
8414594900	Oth fans of a capacity <125 kw withprotective screen	143 630	700 777	553 602	7 361 104

I.3. IM POR M ENURUT KOM ODITI / IM PORT BY HS COM M ODITY
 *** DESEM BER / DECEM BER 2014 ***

H S	Uraian Komoditi Commodity Description	Berat Bersih / Net Weight (Kg)		Nilai / Value C.I.F (US\$)	
		Bulan ini Current Month	Kumulatif Cum.Jan. to date	Bulan ini Current Month	Kumulatif Cum.Jan. to date
8414595000	Fans window with blowers	273 886	3 594 789	2 550 295	22 360 832
8414599100	Fans floor with protective screen	1 875	27 293	35 128	254 384
8414599900	Oth fans floor with protective screen	525 519	4 104 049	4 191 677	46 814 031
8414601100	Hoods have max horizon side<120 cm,fittwith a filter for laminer a	106 445	638 492	520 220	3 084 810
8414601900	Hood have max horiz side<120 cm,oth fittwith a filter for laminer a	42 120	332 901	246 817	2 173 578
8414609100	Hoods having maximum horizontal side<120 cm, to suitable for inc	40 108	1 008 597	306 681	9 480 420
8414609900	Hoods having maximum horizontal side<120 cm,oth suitable for in	134	181 838	4 677	728 905
8414801300	Hoods have max horizon side>120 cm,fittwith a filter for laminer a	285	35 635	1 582	653 519
8414801400	Hood have max horizon side<120 cm,fittwith a filter for laminer ai	4 893	864 654	36 202	8 170 451
8414801500	Hoods have max horizontal side>120 cm,no fitt with filter suitable	42 466	599 307	401 488	4 718 369
8414801900	Hoods have max horizontal side>120 cm, no fitt with filter,not suit	238	48 483	4 794	1 491 522
8414803000	Hoods have max horizon side<120 cm of free piston generators for	37 289	295 886	903 731	7 986 588
8414804100	Gas compr modul for use in oil drill oththan those of subhd 841430	0	1 061 656	0	48 144 093
8414804900	oth Gas compr modul for use in oil drill oth than those of subhd 84	896 154	7 381 347	8 602 487	114 964 488
8414805000	Hoods having maximum horizontalside < 120 cm for air pumps	100 708	785 468	334 805	4 219 899
8414809000	Hoods having maximum horizontalside > 120 cm for air pumps	671 926	6 481 901	7 676 121	79 128 393
8414901300	Parts of pumps or compressors for goods of subheading 8414.10	87 103	820 997	396 860	4 342 047
8414901400	Parts of pumps or compressors for goods of subheading 8414.20	286	30 252	2 601	142 092
8414901500	Parts of pumps or compressors for goods of subheading 8414.30	561 763	4 162 080	8 311 880	71 013 069
8414901600	Parts of pumps or compressors for goods of subheading 8414.40	19 621	579 515	151 904	2 249 062
8414901900	Oth parts of pumps or compressors for goods of subheading 8414.4	552 177	11 000 134	5 201 915	74 293 747
8414902100	Part of kind for fans suitable use in goods of heading 8415, 8418, 8	36 802	564 538	317 986	3 516 883
8414902900	Oth part of kind for fan suitable use in goods of heading 8415, 8418	1 202 395	12 615 763	2 214 073	32 064 508
8414903100	Hoods for goods of subheading 8414.60	3 119	47 276	36 863	477 321
8414903200	Hoods for goods of subheading 8414.80	71 907	630 519	1 325 587	11 377 991
8415101000	AC mach, windows/ wall types self-containor "split system" & out p	6 615 102	59 342 812	38 565 575	352 215 995
8415109000	AC mach, windows/ wall types self-containor "split system" & out p	253 336	1 747 766	2 454 147	16 542 998
8415201000	AC machine of a kind used for persons, in motor vehicles an out pu	9 225	61 429	40 500	246 179
8415209000	AC machine of a kind used for persons, in motor vehicles an out pu	1 856	17 604	35 819	123 586
8415811100	Inc.refri, reversible heat pump, used in aircraft of an output <= 21.10	6	22 795	1 720	123 049
8415811200	Inc.refri, revers heat pump, use in aircraft oput>21.10kw, air flow>67	0	143 167	0	400 426
8415811900	Inc.refri, revers heat pump, use in aircraft oput>21.10kw, air flow<67	3 017	615 911	24 616	5 205 304
8415812100	Inc.refri, revers heat pump, use in railway rolling stock an output<21	0	900	0	61 796
8415812900	Inc.refri, revers heat pump, use in railway rolling stock an output>21	352	34 243	1 226	275 436
8415813100	Inc.refri, revers heat pump u in vhl oththose of subhd 8415,20 outp	98	47 423	4 770	376 162
8415813900	Inc.refri, revers heat pump u in vhl oththose of subhd 8415,20 outp	12 265	177 299	72 864	1 361 912
8415819100	Refri, revrs heat pump, oth, use arcrf, railroad, output>21.10kw, airfl>	17 463	141 168	135 332	1 118 552
8415819300	Refri, revrs heat pump, oth, use arcrf, railroad, output<21.10kw	30 899	143 286	421 288	1 063 533
8415819400	Refri, revrs heat pump, oth, use arcrf, railroad, output<21.10kw but<	5 811	28 565	68 310	159 448
8415819900	Refri, revrs heat pump, oth, use arcrf, railroad, output>21.10kw but>	72 120	602 842	713 911	6 861 855
8415821100	Oth, incorp a refri unit of use aircraft, output>21.10kw, each evapat	615	11 753	2 700	55 409
8415821900	Oth, incorp a refri unit of use aircraft, output<21.10kw, each evapat	3 113	235 236	43 731	2 030 465
8415822900	Oth, incorporat refri unit of a kind used in railway roll stock outnpu	0	27 626	0	1 530 171
8415823900	Oth, incorporat a refri use in road vhcle oth, those subhd8415.20 or	3 803	57 957	36 659	525 325
8415829100	Oth, incorporat.refri unit oth, used in arcrft, railwy, rd vhl an uotput<	320 363	2 027 229	2 593 044	17 447 066
8415829900	Oth, incorporat.refri unit oth, used in arcrft, railwy, rd vhl an uotput>	79 129	1 071 067	636 783	9 707 007
8415831100	Not incorp a refri unit of used in aircraft, output>21.10kw, airflw>67	0	384 390	0	1 322 038
8415831900	Not incorp a refri unit of used in aircraft, output<21.10kw, airflw<67	4 467	460 874	9 100	3 537 904
8415832900	Not incorporating a refrigrating unit of used in aircraft with output:	1 592	3 341	17 845	28 611
8415839100	Not inc.a refri unit of kind Non used aircrf, railway, vhl an out put <	6 633	574 602	40 468	2 638 348
8415839900	Not inc.a refri unit of kind Non used aircrf, railway, vhl an out put >	426 150	2 740 707	4 033 504	22 738 107
8415901300	Parts AC machines of kind used in air crf, railway with an output < 21	1 076	15 366	12 918	210 754
8415901400	Parts AC mach with an output <21,10 kw of evapor/condensers for	325 791	3 157 212	3 083 331	36 087 884
8415901910	Parts AC mach with an output <21,10 kw of chasis or cabinets, welk	292 685	1 237 861	901 531	3 716 546
8415901990	Parts AC mach with an output <21,10 kw oth than of chasis/ cabin:	520 093	6 015 125	2 956 779	47 309 192
8415902500	Parts of mach with>21,10kw oput<26,38kw with evap<67,96 m/m	675 603	849 456	16 769	1 339 395
8415902600	Parts of mach with>21,10kw oput<26,38kw of kind used in air crf/ra	0	30 828	0	148 126
8415902900	Parts of mach with>21,10kw oput<26,38kw of kind used in motor	28 353	159 657	165 186	1 057 491
8415903500	Part mach with>26,38 kw output<52,75 kw with evap>67,96 m/m	10 760	195 234	106 152	1 918 686
8415903900	Part mach with>26,38 kw output<52,75 kw with evap<67,96 m/m	3 625	53 400	47 619	358 970
8415904500	Parts of mach with an output > 52,75 kw with evapor > 67,96 m/m	52 392	869 373	880 214	13 920 197
8415904900	Parts of mach with an output < 52,75 kw with evapor > 67,96 m/m	285 977	3 357 257	1 601 144	19 484 195
8416100000	Furnace burners for liquid fuel	2 510	529 344	61 128	6 265 967
8416200000	Other furnace burners, including combination burners	3 164 762	20 644 218	7 745 507	73 115 911

I.3. IM POR M ENURUT KOM ODITI / IM PORT BY HS COM M ODITY
***** DESEMBER / DECEMBER 2014 *****

H S	Uraian Komoditi Commodity Description	Berat Bersih / Net Weight (Kg)		Nilai / Value C.I.F (US\$)	
		Bulan ini Current Month	Kumulatif Cum.Jan. to date	Bulan ini Current Month	Kumulatif Cum.Jan. to date
8416300000	Mechanical stokers,including their mech grate,mech ash discharg	51 562	382 922	64 888	1 207 696
8416900000	Parts of furnaces burners for liquid orsolid or gas fuel, mechanical	893 702	3 435 851	2 399 862	26 498 840
8417100000	Furnace&oven for the roast,melt/oth heattreat,of ores,pyrite met	4 684 772	17 928 418	23 000 609	82 826 598
8417200000	Bakery ovens,including biskuit ovens	69 556	1 093 618	238 637	15 357 414
8417800000	Incinerators, non-electric	3 937 051	21 565 349	15 301 680	97 656 532
8417900000	Part of industrial/ laboratory furnaces & oven,including incinerator	8 033 471	57 296 105	24 168 678	168 955 152
8418101010	Refri-frez,fitt with separate externaldoor;household type with< 23	119 941	1 381 039	404 587	4 182 820
8418101090	Refri-frez,fitt with separate externaldoor;household type with> 23	848 800	10 269 872	3 551 913	42 478 326
8418109000	Refri-frez,fitt with separate externaldoor, industri type	143 103	1 139 558	571 300	4 885 043
8418210010	Refrigerator,household type withcompression type of capacity < 2	18 133	137 406	52 837	596 132
8418210090	Refrigerator,household type withcompression type of capacity > 2	55 643	276 968	263 382	1 912 905
8418290010	Refrigerator,household type oth thancompress type of capacity<=:	0	66 505	0	440 940
8418290090	Refrigerator,household type oth thancompres type of capacity > 2	0	12 556	0	61 974
8418301000	Freezer of the chest type,not exceed 200 i capacity	129 514	918 037	455 503	2 970 464
8418309000	Freezer of the chest type,not exceed 800 i capacity	578 946	4 045 683	2 034 049	16 840 137
8418401000	Freezer of the upright type,not exceed 200 i capacity	7 076	391 199	25 602	1 503 021
8418409000	Freezer of the upright type,not exceed 900 i capacity	2 667	69 488	16 365	715 188
8418501100	Refrig chambers, capacity>200 l of kindsuitable for medical,surgical	3 919	100 422	134 969	587 655
8418501900	Oth Refri chambers, capcty>200 l of kindsuitable for medical,surgic	716 759	5 758 119	6 005 586	29 401 869
8418509100	Refri chambers, capacity<200 l of kindsuitable for medical,surgical	20 385	499 379	125 936	4 714 411
8418509900	Refrigerating equipment,capacity <=200 l not for medical, surgical	541 049	7 903 204	2 643 326	36 805 266
8418610000	Heat pump oth than ACmachines of heading 84.15	51 051	813 215	472 108	5 581 216
8418691000	Beverage coolers equipment;heat pumps	112 841	1 289 548	736 853	7 496 493
8418693000	Drinking water coolers equipment;heatpumps	7 597	90 583	119 266	964 908
8418694100	Water chillers cap>21.10 kw for AC with a refrigerating equip;hea	96 770	1 707 887	818 519	14 546 603
8418694900	Water chillers cap>21.10 kw not for ACmachine with a refrigeratir	95 307	1 940 549	1 271 556	27 113 969
8418695000	Scale ice-maker units equipment;heat pumps	29 077	494 456	265 319	4 484 640
8418699000	Oth refrigrt/freez equip,oth than heat pump oth than air condition	487 102	4 746 410	3 280 509	39 134 709
8418910000	Part for good,sub 8418.(10,21,29,30,40),furniture to refri/freez	76 291	634 919	622 539	5 834 831
8418991000	Evaporators and condensers	689 145	8 023 311	4 003 086	33 091 668
8418994000	Aluminium rollbonds for sub 8418.10.10,8418.21, 8418.22 and 84	42 252	505 841	251 008	3 090 415
8418999010	Cabinets and doors, welded/painted	585 623	8 061 541	891 803	12 511 638
8418999090	Oth part refrig & freezers equipment electric/oth	1 063 549	11 432 833	3 216 136	36 557 038
8419111000	Instant gas water heaters,for householdtype, non electric	6 303	537 344	87 970	4 932 033
8419119000	Instant gas water heaters,not forhousehold type, non electric	1 666	684 246	19 775	2 681 751
8419191000	Instant water heaters oth than gas ,for household type, non elect	15 904	152 967	43 687	442 248
8419199000	Instant water heaters oth than gas ,not for household type, non e	260	398 306	1 607	1 487 527
8419200000	Instant water heaters, non electric forMedical,surgical/ laboratory	13 108	285 052	428 529	8 892 899
8419311010	Evaporators,dryers for agriculture products, electrically operated	34 521	492 990	113 285	6 182 532
8419311090	Oth.than evaporators,dryers for agriproducts, electrically operatec	938 415	2 985 216	6 908 742	24 909 159
8419312000	Dryers for agriculture products, nonelectrically operated	15 400	191 745	62 492	998 710
8419321000	Dryers for wood, paper pulp, paper/paperboard, electrically opera	879 667	4 708 592	4 507 569	24 038 809
8419322000	Dryers for wood, paper pulp, paper/paperboard, non electrically o	0	71 890	0	145 214
8419391100	Dryers machine electrically operated, for manufacture PCB	158 630	508 353	581 132	4 298 130
8419391900	Other dryers machine electrically operated	503 420	5 721 181	4 462 785	61 195 729
8419392000	Other dryers machine not electrically operated	9 766	49 771	21 573	731 376
8419401000	Distilling/rectifying plant electrically operated	24 789	3 354 523	464 421	50 605 853
8419402000	Distilling/rectifying plant not electrically operated	73 426	219 867	766 972	2 962 307
8419501000	Heat exchange units for Cooling towers	571 136	4 423 547	2 941 993	24 322 640
8419509010	Condensers for air conditionersfor motor vehicles	14 925	178 814	194 784	2 408 976
8419509020	Oth condensers for air conditioners	40 839	662 821	670 086	8 432 375
8419509030	Oth condensers electrically operated	403 355	2 741 410	4 457 983	35 402 406
8419509040	Oth condensers not electrically operated	176 034	2 866 824	1 820 130	34 585 803
8419601000	Machinery for liquefying air or othgases electrically operated	128 308	2 658 306	2 923 716	42 303 631
8419602000	Machinery for liquefying air or othgases not electrically operated	9 183	394 110	90 011	8 885 880
8419811000	Oth.mach,plant&equip for make hot drink/for cook/heat food, ele	37 255	618 600	954 628	11 357 240
8419812000	Oth.mach,plant&equip for make hot drink/for cook/heat food,not	40 210	492 765	521 611	5 552 297
8419891300	Machinery by a proces involving heat for manufacture of PCB/PWI	230 993	1 802 175	3 716 099	15 916 357
8419891900	Oth mach for making hot drinks/for cooking/heating food,electric	702 637	14 697 859	7 550 916	153 034 592
8419892000	Oth mach for making hot drinks/for cooking/heating food,not elec	83 558	3 010 450	324 698	14 708 351
8419901200	Part machin for the treatment by procesinvolve heat,for manufact	70 747	2 065 673	3 368 098	29 072 551
8419901300	Parts of electrcally operated , casingfor cooling towers	1 149	235 287	18 688	2 098 911
8419901900	Parts, oth machicne electrically operated	498 768	5 562 225	4 191 094	53 809 348
8419902100	Part machine,non-electric op,for treatby proces involve heat ,hous	18 485	204 801	51 752	536 604

I.3. IM POR M ENURUT KOM ODITI / IM PORT BY HS COM M ODITY
***** DESEM BER / DECEM BER 2014 *****

H S	Uraian Komoditi Commodity Description	Berat Bersih / Net Weight (Kg)		Nilai / Value C.I.F (US\$)	
		Bulan ini Current Month	Kumulatif Cum.Jan. to date	Bulan ini Current Month	Kumulatif Cum.Jan. to date
8419902900	Part machine,non-electric op,for treatby proces involve heat ,not l	171 864	1 906 873	2 351 162	25 081 737
8420101000	Apprt.for the appl dry film/liquid photo resist,soldering paste, adh	1 363	233 425	68 146	2 448 406
8420102000	Oth Roller for ironing or wringers machsuitable for domestic use	1	18 152	1 025	208 631
8420109000	Oth calendering/ oth rolling machine	59 927	718 353	644 536	8 504 590
8420911000	Cylinders, parts of apparatus for theappl of dry film,liquid photo re	153	4 594	34 835	468 377
8420919000	Cylinders, parts for oth calendering/ oth rolling machine	22 992	120 100	145 050	1 307 302
8420991000	Oth parts of apparatus for the applic of dry film,liquid photo resist	616	8 495	58 821	793 356
8420999000	Oth parts for calendering/ oth rolling machines	14 886	122 000	217 536	1 177 962
8421110000	Centrifuges,including centrifugal dryers for cream separators	6 432	45 228	170 560	939 060
8421120010	Centrifuges,including centrifugal dryers for cloth dryers cap<30 l	11 581	44 415	111 000	396 916
8421120020	Centrifuges,including centrifugal dryers for cloth dryers cap>30 l	6 809	50 586	31 898	282 965
8421191000	Centrifuges,including centrifugal dryers for sugar manufacture	162 705	645 402	584 087	7 668 273
8421199000	Oth centrifuges,including centrifugal dryers	7 326	270 985	353 435	6 321 622
8421211100	Filtering/ purifying water machine & app for domestic use of a cap	68 149	1 503 073	315 893	9 219 823
8421211900	Oth filtering/ purifying water machin& app of a capacity <= 500 l/l	213 399	4 164 798	4 001 166	52 693 589
8421212200	Filtering/ purifying water machine & app,electrically operated of a	396 214	4 229 843	2 668 305	36 399 357
8421212300	Filtering/ purifying water machine & app,non electric operated of :	122 852	516 558	887 650	7 182 099
8421223000	For filter/purify beverages oth thanwater, electric operated of a ca	9 583	118 592	417 530	2 912 149
8421229000	For filter/ purify beverages oth than water of a capacity <= 500 l/hr	102 158	1 194 333	3 949 368	19 609 249
8421231100	Oil filters for internal combustionengines machinery pos 8429 or f	63 786	667 844	842 530	10 234 293
8421231900	Petrol filters for internal combustionengines machinery pos 8429	53 151	1 181 148	1 117 709	14 503 838
8421232100	Oil filters for motor vehicles ofchapter 87	97 948	1 376 961	1 323 090	18 102 860
8421232900	Petrol filters for motor vehicles ofchapter 87	52 765	1 008 996	924 527	15 397 589
8421239100	Oil filters for internal combustionengines machinery pos 8429 or f	31 802	504 440	580 135	7 831 372
8421239900	Petrol filters for internal combustionengines machinery pos 8429	87 229	1 210 650	1 116 967	14 768 370
8421291000	Filter/ purify mach& appa for liquid of akind used for medical, surgi	18 514	292 019	326 543	5 976 608
8421292000	Filter/ purify mach& apparatus for liquidof a kind used for sugar ma	384	485 250	5 864	5 101 989
8421293000	Filter/ purify mach& apparatus for liquidof a kind used in oil drill op	15 973	617 644	320 212	8 905 676
8421294000	Filter/ purify mach& apparatus for petrolfilters	12 553	107 211	151 183	1 417 944
8421295000	Filter/ purify mach& apparatus for oil filters	19 537	178 527	474 800	2 932 199
8421299000	Oth filtering machinery & apparatus forliquids not electrically oper	306 409	5 463 500	4 867 785	77 313 265
8421311000	Intake air filters for inter combustionengines for machine chapter :	15 465	268 858	236 025	4 124 775
8421312000	Intake air filters for inter combustionengines for motor vehicles of	50 798	726 860	638 707	10 670 409
8421319000	Oth intake air filters for internalcombustion engines	155 668	1 824 367	1 300 759	20 285 542
8421392000	Air purifiers	343 540	9 355 490	4 395 485	76 447 523
8421399000	Filtering machines& apparatus for gases	572 469	15 975 864	8 681 578	144 454 972
8421911000	Parts of goods of subheading 8421.12, of centrifuges,includ centrif	105	6 686	19 454	420 658
8421912000	Parts of goods of subheading 8421.19.10of centrifuges,includ cent	1 837	22 600	233 043	968 681
8421919000	Parts of subhd 8421.11.00/8421.19.90 ofcentrifuges,includ centrif	2 079	251 840	223 425	4 409 000
8421992000	Parts filter cartridges of filter,subhd8421.23	21 466	491 649	456 945	9 831 792
8421993000	Parts of goods of subheading 8421.31	33 193	591 721	632 904	9 573 226
8421999100	Oth parts of goods of subheading8421.29.20	142	14 525	6 099	458 386
8421999400	Oth parts of goods of subheading 8421.21.11/8421.21.21	180 261	1 283 079	603 352	4 604 163
8421999500	Oth part of subhd 8421.31,8421.23.11,8421.23.19,8421.23.91/842	4 091	88 304	65 969	1 194 677
8421999900	Oth parts of goods of subheading8421.21.11/8421.21.21	447 324	5 796 558	6 808 482	79 158 335
8422110000	Dish washing machin of the house holdtype	4 797	21 072	36 472	206 954
8422190000	Dish washing machines not of thehousehold type	9 867	176 534	101 328	3 440 978
8422200000	Machinery for cleaning/ drying bottles or oth containers	20 765	343 360	241 674	10 678 126
8422300000	Machinery for aerating beverages,filling,closing,seal,label bottles, :	276 430	5 060 288	6 230 000	153 463 198
8422400000	Other packing, wrapping machinery(inc heat-shrink wrapping machi	682 913	7 730 493	31 143 719	357 650 441
8422901000	Parts of goods of subheading 8422.11	26	16 121	1 769	592 144
8422909000	Part goods of subhd 8422 of oth than subheading 8422.11	117 777	1 930 715	12 019 566	128 560 320
8423101000	Personal weighing machin,including baby& household scales,electr	49 204	297 350	174 331	1 092 763
8423102000	Personal weighing machin,including baby& household scales,not e	69 395	933 627	130 036	1 855 378
8423201000	Scales for continuous weighing of goodson conveyors, electrically :	30 650	900 457	2 226 078	11 611 076
8423202000	Scales for continuous weighing of goodson conveyors, not electric	5	19 198	3 081	294 875
8423301000	Constan weight scales,predeletin weightscales & hopper scales,e	27 068	272 439	531 405	5 492 866
8423302000	Constan weight scales,predeletin weightscales& hopper scales,no	257	91 420	1 932	361 848
8423811000	Oth weighing machinery,max capacity<=30 kg, electrically operat	24 031	392 882	483 603	6 016 226
8423812000	Oth weighing machinery,max capacity<=30 kg, not electrically ope	209 411	1 875 931	303 953	3 172 183
8423821100	Oth.weigh mach,having a maximum weight30<capacity <= 1 000kg	1 368	79 635	39 514	542 797
8423821900	Oth.weigh mach,having a maximum weight1000<capacity <= 5 00	23 003	458 446	34 815	1 472 821
8423822100	Oth.weigh mach,having a maximum weight30<capacity <= 1 000kg	26 373	157 325	55 187	339 948
8423822900	Oth.weigh mach,having a maximum weight1000<capacity <= 5 00	1 683	208 520	8 368	482 721

I.3. IM POR M ENURUT KOM ODITI / IM PORT BY HS COM M ODITY
***** DESEM BER / DECEM BER 2014 *****

H S	Uraian Komoditi Commodity Description	Berat Bersih / Net Weight (Kg)		Nilai / Value C.I.F (US\$)	
		Bulan ini Current Month	Kumulatif Cum.Jan. to date	Bulan ini Current Month	Kumulatif Cum.Jan. to date
8423891000	Oth weigh mach,oth.capacity > 5 000kg,electrically operated	102 985	2 054 034	1 157 044	10 307 731
8423892000	Oth weigh mach,oth.capacity > 5 000kg,not electrically operated	95 731	1 034 939	130 901	2 659 168
8423901000	Weighing machine weights	2 654	121 445	75 006	1 659 101
8423902100	Parts of Weighing machinery, electrical operated	68 986	498 488	535 887	7 718 599
8423902900	Parts of Weighing machinery,not electrical operated	55 791	396 570	172 319	2 201 857
8424101000	Fire extinguishers,whether/ not charged suitable for aircraft use	160	9 921	2 405	35 885
8424109000	Fire extinguishers,whether/ not charged for oth than aircraft use	64 044	934 268	65 470	2 535 334
8424201100	Spray guns & similar appliances for agri/horticultural,electric oper	802	18 636	11 319	103 531
8424201900	Spray guns&similar appliances not foragricult/horticultural,electric	70 868	378 975	549 595	4 446 341
8424202100	Spray guns & similar appliances foragricultural/ horticultural,not el	3 643	98 993	107 313	618 236
8424202900	Spray guns&similar appliances not foragricultural/ horticultural,not	48 953	520 792	315 810	4 959 088
8424300000	Steam/ sand blasting machines& similar jet projecting machines, el	202 191	2 548 147	1 114 215	22 017 319
8424811000	Oth spraying liquid machine for agricul/ hortikultural, drip irrigatio	8 425	386 426	121 138	2 483 835
8424813000	Hand-operated insecticide sprayers foragriculture/horticulture	76 367	1 026 915	357 315	5 195 349
8424814000	Oth.mach appliances for agricultural orhortikultural, not electically	137 562	872 569	297 151	2 145 824
8424815000	Oth.mach appliances for agricultural orhorti,oth drip irrigation syst	86 480	778 495	251 763	3 121 476
8424891000	Hand operated household sprayers ofcapacity not exceeding 3 l	65 789	713 658	207 780	2 375 669
8424892000	spray heads with dip tubes	42 691	359 515	80 874	1 527 905
8424894000	Dispersing/ spraying machine of chemicalor electrochemical, for m	2 064	38 579	60 571	1 083 177
8424895000	Oth appl for project,dispers,spray liquids/ powders,not household	142 299	4 211 946	657 396	44 487 977
8424899000	Oth appl for project,dispers,spray liquids/ powders,not household	230 940	2 420 927	977 219	13 605 091
8424901000	Parts of fire extinguisher	124 539	905 060	651 823	10 833 545
8424902100	Parts of spray guns, of good of subhead8424.20.11,electrically ope	4	1 347	3 601	38 060
8424902300	Parts of spray gun,oth than of good ofsubhead 8424.20.11,electric	41 272	692 769	389 022	5 902 960
8424902400	Parts of spray guns, of good of subhead8424.20.11,not electrically	934	47 011	61 206	474 636
8424902900	Parts of spray gun,oth than of good ofsubhead 8424.20.11,not ele	18 853	558 972	74 793	3 595 638
8424903000	Parts of steam/ sand blasting machine & similar jet projecting mach	10 178	408 067	115 220	4 223 298
8424909300	Parts of oth appliance of subhead8424.81.10/8424.81.20	10 896	43 372	66 061	233 947
8424909400	Parts of oth appliance of subhead8424.81.30/8424.81.40	6 958	257 460	22 034	769 336
8424909500	Parts of oth appliance of subhead8424.81.10/8424.81.20	3 864	51 196	23 742	528 239
8424909900	Oth mechanical appliances (whether/ not hand operated)	311 981	4 109 709	2 985 918	33 293 783
8425110000	Pulley tackle & hoists oth than skip for raising vehicles, by electric	215 768	2 911 960	1 654 282	23 678 821
8425190000	Pulley tackle & hoists oth than skip for raising vehicles, not electric	224 603	4 113 720	593 341	17 269 161
8425310000	Oth winches; capstans, poweredby electric motor	50 421	1 444 634	573 023	8 387 061
8425390000	Oth winches;capstans,oth than powered by oth electric motor	310 065	3 689 856	4 097 250	33 675 562
8425410000	Jacks hoists of built in jacking systemof a type used in garages	57 190	861 526	146 402	2 274 597
8425421000	Jacks used in tipping mechanismfor lorries	56 798	1 229 500	95 035	2 058 453
8425429000	Oth jacks and hoists, hydraulic	617 698	7 225 215	7 276 680	27 140 646
8425491000	Oth jacks;hoists of a kind used forraising vehicles, electrically oper	73 887	344 028	317 632	2 812 657
8425492000	Oth jacks;hoists of a kind used forraising vehicles, not electric oper	158 766	2 631 635	255 653	6 328 431
8426110000	Overhead traveling cranes on fixedsupport	865 222	8 179 915	2 024 429	28 033 669
8426120000	Mobile lifting frames on tyres andstraddle carries	84 721	6 972 520	361 546	30 824 213
8426192000	Bridge cranes	31 600	3 293 702	66 396	9 769 363
8426193000	Gantry cranes	554 468	10 444 312	4 031 872	55 077 465
8426199000	Other transporter cranes	1 976 432	23 428 211	6 706 029	122 708 610
8426200000	Tower cranes	1 356 551	13 096 583	3 434 417	31 900 617
8426300000	Portal/ pedestal jib cranes	227 649	4 929 912	8 229 168	28 230 765
8426410000	Other Mobile lifting frames, self propelled, on tyres	494 460	4 335 996	4 194 801	33 548 629
8426490000	Other Mobile lifting frames, self propelled,oth than on tyres	636 979	14 306 538	3 483 246	61 713 157
8426910000	Other derricks machine designed formounting on road vehicles	411 575	5 165 020	1 166 375	12 106 575
8426990000	Other derricks machine designed formounting oth than on road v	80 861	3 977 318	785 981	24 689 971
8427100000	Self-propelled trucks powered by anelectric motor	995 946	10 747 705	5 607 658	64 958 724
8427200000	Oth self-propelled trucks	2 290 468	29 348 432	8 645 587	122 204 521
8427900000	Oth trucks	1 717 658	5 743 124	3 992 275	23 673 694
8428101000	Passenger lifts	2 404 290	28 183 827	8 366 498	106 991 519
8428102100	Oth lifts of a kind used in buildings	259 305	2 023 026	285 805	4 432 052
8428102900	Oth lifts oth than of a kind used inbuildings	415 186	3 326 547	1 091 271	19 546 637
8428109000	Skip hoists	1 499	543 580	7 442	3 486 022
8428201000	Pneumatic elevators and conveyors foragricultural use	83 131	294 273	147 962	1 158 647
8428202000	Automated machines for the transport,handling & storage of PCB/	527 861	1 152 313	5 208 163	14 805 414
8428209000	Oth pneumatic elevators & conveyors	848 090	5 099 535	3 356 013	51 036 350
8428310000	Oth continuous act elevators & conveyorsspecially designed for un	530 097	1 557 643	1 360 398	4 657 674
8428321000	Oth continuous act elevators & conveyorsof bucket type,used for a	31 964	119 141	112 694	550 124
8428329000	Oth continuous act elevators & conveyorsof bucket type,not used f	2 050 587	7 819 171	15 411 781	60 771 606

I.3. IM POR M ENURUT KOM ODITI / IM PORT BY HS COM M ODITY
***** DESEM BER / DECEM BER 2014 *****

H S	Uraian Komoditi Commodity Description	Berat Bersih / Net Weight (Kg)		Nilai / Value C.I.F (US\$)	
		Bulan ini Current Month	Kumulatif Cum.Jan. to date	Bulan ini Current Month	Kumulatif Cum.Jan. to date
8428331000	conveyors belt , of kind use foragricultural type	7 248	241 642	70 236	1 549 665
8428332000	conveyor belt, Automated machiine forthe transport,hand & stora	1 072 275	2 396 035	4 449 371	10 687 439
8428339000	Other conveyor belt	1 401	1 390 597	31 148	5 201 676
8428391000	Other elevator of kind use foragriculture	143 591	169 295	895 238	1 107 918
8428393000	Oth elevator, automated machin fortransport, handling & storage	34 206	359 987	297 686	7 823 992
8428399000	Oth continuous-action elevators&conveyor, for goods/materials	4 635 209	28 817 634	21 104 526	173 488 649
8428400000	Escalators and moving walkways	542 422	8 816 567	1 621 902	24 703 331
8428600000	Teleferics, chair-lifts, ski-draglines;traction mechanisms for funicul	0	14 938	0	89 494
8428902000	Automated machine for the transport ,handling&storage of PCB/	189 214	454 315	1 124 374	8 122 652
8428903000	Mine wagon, locomotive/wagon transeverss,similar railway wago	59	529 200	21 241	2 161 581
8428909000	Other machine for lifting, handling, loading/unloading	606 477	18 718 691	9 846 333	66 776 473
8429110000	Track laying, bulldozers and angledozers	572 492	9 675 037	5 717 298	92 953 622
8429190000	Bulldozer & angledozers other than track laying	186 756	1 869 260	1 059 774	12 639 565
8429200000	Graders and levellers	66 715	7 450 339	480 060	77 989 945
8429300000	Scrapers	7 362	88 005	19 096	578 186
8429403000	Tamping machines	15 322	1 251 542	30 486	7 033 028
8429404000	Vibratory smooth drum rollers, withcentrifuge force drum<20 ton	192 233	2 075 280	1 065 134	10 975 943
8429405000	Other vibratory road rollers	107 007	3 231 947	598 795	16 885 176
8429409000	Other Tamping mcachine and road rollers	43 015	885 940	507 678	4 435 198
8429510000	Front-end shovel loaders	1 743 778	21 467 821	10 454 534	122 842 947
8429520000	Mach with a 360,revolving super struct,mach shovels,excavators a	3 972 655	90 341 238	19 573 839	418 596 437
8429590000	Mech shovels,excavators & shove loaderoth front-end shovel,carr	740 046	8 456 118	1 662 097	30 040 565
8430100000	Pile-drivers and pile-extractors	962 078	10 776 597	1 829 879	24 384 566
8430200000	Snow-ploughs and snow-blowers	4	3 823	879	58 741
8430310000	Coal/rock cutters and tunneling machine , self-propelled	50 700	764 194	42 970	2 533 135
8430390000	Coal/rock cutters and tunneling machine ,oth than self-propelled	16 686	969 510	1 143 312	8 496 967
8430410000	Oth boring/sinking machinery selfpropelled	264 517	7 629 136	1 534 997	69 370 327
8430491000	Boring mach,Wellhead platforms & integra produc modules for us	1 603 170	2 351 365	2 732 089	15 635 583
8430499000	Other boring or sinking machinery, notself propeled	942	6 148 426	71 551	46 344 045
8430500000	Oth moving,grading,levelling,scrapingmachinery, self-propelled	184 795	2 102 563	937 263	17 378 589
8430610000	Tamping/compacting machinery, not self propelled	31 872	409 320	54 664	1 157 346
8430690000	Oth machinery of hedaing 84.30 not self-propelled	248 508	1 645 244	3 519 853	22 058 819
8431101300	Parts suitable for of goods of subhead8425.19,8425.39or8425.49,	61 337	1 367 855	626 183	20 209 190
8431101900	Oth parts suitable for of goods ofheading 84.25,electrically operat	94 782	1 304 802	768 006	20 830 906
8431102200	Part suitable for goods of sub 8425.11,842520,8425.31,8425.41,84	16 793	471 003	52 859	1 524 092
8431102900	Oth parts suitable for of goods ofheading 84.25,not electrically op	91 991	1 007 923	152 501	6 715 634
8431200000	Parts suitable for goods of head 84.27	115 591	1 318 436	851 196	10 475 975
8431311000	Parts of goods of shd 8428.10.(21,29),8428.10.90,of lift skip hoist/	590 438	2 442 333	2 010 596	11 400 802
8431312000	Parts of goods of shd 8428.10.10), 8428.40.00,of lift skip hoist/esc	303 416	3 557 002	2 150 843	22 155 972
8431391000	Part suitable for goods sub 8428.20.10,8428.32.10, 8428.33.10/84	85 669	417 315	456 805	4 246 143
8431392000	Parts suitable for goods of subheading 8428.90	72 316	229 359	253 855	4 024 499
8431394000	Part of auto mach. for transport/storage of PCB/PWBs/PCAs	16 694	282 250	193 572	3 345 955
8431399000	Part of other lifting,handling/loadingmachine	343 587	4 790 081	6 525 513	60 545 196
8431411000	Buckets, shovels, grabs and grips,ofmachine of subheading 84.26	104 132	2 542 720	681 087	12 730 768
8431419000	Buckets, shovels, grabs and grips,ofmachine other than of subhea	309 428	3 650 716	1 877 273	20 716 465
8431420000	Bulldozer or angledozer blades	193 722	2 541 140	1 100 619	16 120 358
8431430000	Parts of boring/sinking machinery of subhead 8430.41/8430.49	1 421 551	22 280 917	26 320 565	342 183 619
8431491000	Parts of machinery of heading 84.26 oththan Buckets, shovels, gra	343 883	6 336 362	2 018 212	67 555 252
8431492000	Cutting edges or end bits for scrapers,graders/levellers	118 984	7 656 755	1 086 229	27 574 730
8431494000	Cutting edges or end bits for buldozeror angledozer blades	658 947	2 857 846	957 813	4 677 532
8431495000	Parts of road rollers	249 274	2 801 312	1 226 271	14 619 352
8431496000	Oth parts of machinery of heading 84.30.20.00	176	23 549	2 452	126 544
8431499000	Oth parts suitable use of machinery ofheading 84.30	5 723 848	72 390 701	32 410 622	415 924 310
8432100000	Ploughs	885	87 490	4 434	477 321
8432210000	Disc harrows	0	78 567	0	461 587
8432290000	Scarifiers, cultivators, weeders, hoesand oths harrows	55 416	248 749	339 910	1 556 350
8432300000	Seeders, planters and transplanter	18 509	140 474	254 353	1 952 191
8432400000	Manure spreaders ,fertiliser distributor	6 522	42 074	73 510	527 834
8432801000	Other machinery for soil preparation orcultivation;of agricult/hort	37 945	304 813	397 412	3 681 633
8432802000	Lawn/sports-ground rollers	920	15 436	4 020	293 409
8432809000	Other machinery for soil preparation orcultivation	1 887	88 242	46 731	1 002 309
8432901000	Parts of machinery of subheading8432.80.90	1 087	16 784	12 223	165 386
8432902000	Parts of lawn/sport-ground rollers	0	3	0	15
8432909000	Parts oth machinery for soil preparation/cultivation	13 337	511 412	152 669	3 221 907

I.3. IM POR M ENURUT KOM ODITI / IM PORT BY HS COM M ODITY
 *** DESEM BER / DECEM BER 2014 ***

H S	Uraian Komoditi Commodity Description	Berat Bersih / Net Weight (Kg)		Nilai / Value C.I.F (US\$)	
		Bulan ini Current Month	Kumulatif Cum.Jan. to date	Bulan ini Current Month	Kumulatif Cum.Jan. to date
8433110000	Mowers for lawns,parks/ ground,poweredwith the cutting device r	212 452	2 016 816	778 167	6 837 542
8433191000	Mowers for lawns,parks/ sports-groundsmannually operated	6 901	7 764	8 400	8 882
8433199000	Oth mowers for lawns, parks/ sport ground,oth than manually ope	147 698	812 203	646 853	3 815 228
8433200000	Oth mowers,including cutter bars fortractor mounting	4 956	516 334	42 783	807 473
8433300000	Other haymaking machinery	0	32 988	0	65 521
8433400000	Straw or fodder baler,including pick-upbalers	0	6 895	0	126 516
8433510000	Combined harvester-threshers macinery	419 333	3 618 926	2 865 730	21 996 434
8433520000	Other threshing machinery	2 492	109 222	14 925	355 974
8433530000	Root or tuber harvesting machines	0	2 798	0	10 477
8433591000	Cotton pickers and cotton gins	0	66	0	6 671
8433599000	Other harvesting, thresing machinery	26 290	206 919	180 919	2 449 585
8433601000	Machin for cleaning,sorting/ grading eggfruit/ oth agricultur prod,el	3 276	79 006	49 817	1 683 142
8433602000	Machin for cleaning,sorting/ grading eggfruit/ oth agricultur prod,n	0	2 870	0	245 793
8433901000	Part mach:castor,of 100< diameter(inc tyres)<= 250mm,width whe	16 861	42 640	49 825	202 302
8433902000	Other parts machine of goods of subhead8433.11 or 8433.19.90	9 788	381 943	23 505	1 130 590
8433903000	Other parts machine of goods of subhead 8433.19.10	0	4 519	0	116 845
8433909000	Other parts harvesting or threshingmachine	11 325	545 484	68 118	2 801 142
8434101000	Milking machines, electrically operated	2 404	47 183	94 291	976 080
8434201000	Dairy machinery, electrically operated	10 199	210 816	462 322	11 371 257
8434202000	Dairy mach, not electrically operated	2	1 106	532	64 805
8434901000	Parts of milking & dairy mach.of electoperated machines	2 641	66 150	27 389	4 921 772
8434902000	Parts of milk & dairy mach of non electoperated machines	8	35 046	7 599	1 255 436
8435101000	Presses,crushers & manufacture of wine,cider,fruit juices,electric c	220 973	1 238 424	1 190 373	7 892 877
8435102000	Presses,crushers & manufacture of wine,cider,fruit juices,not elect	18 026	93 428	25 161	124 540
8435901000	Parts of presses,crushers & manufactureof wine,cider,fruit juices,e	138 538	1 294 586	320 765	5 077 120
8435902000	Parts of presses,crushers & manufactureof wine,cider,fruit juices,r	9 615	17 699	15 850	36 617
8436101000	Machinery for preparing animal feedingstuffs, electrically operate	780 987	7 927 812	4 422 958	47 405 087
8436102000	Machinery for preparing animal feedingstuffs, not electrically oper	0	162 789	0	994 300
8436211000	Poultry incubators & brooders, electricoperated	25 072	2 109 547	302 866	23 852 225
8436212000	Poultry incubators & brooders, notelectrically operated	25 064	109 232	199 438	985 719
8436291000	Oth poultry-keeping machinery, electricoperated	180 103	2 917 740	820 559	10 944 303
8436292000	Oth poultry-keeping machinery, notelectrically operated	16 542	1 393 876	109 292	5 176 957
8436801100	Other agric or horticultural machine,electric operated, inc Germin:	12 236	340 853	361 708	1 472 595
8436801900	Other machine, electric operated for poultry include bee keeping	11 436	1 438 048	68 102	7 221 055
8436802100	Other agric or horticultural machine,not electric operated, inc Ger	11 340	28 272	263 115	439 447
8436802900	Other machine, not electric operated for poultry include bee kepil	417	271 848	764	1 077 891
8436911000	Parts of poultry-keeping machinery/ poultry,incubator & brooders	6 813	614 300	132 975	5 561 373
8436912000	Parts of poultry-keeping machinery/ poultry,incubator&brooders,r	15 264	892 979	95 470	1 928 091
8436991100	Parts of other machin for agri & horti type,electric operated	11 647	163 609	5 364	375 707
8436991900	Parts of other poultry/bee-keeping machin, electric operated	20 907	1 315 810	280 345	6 464 531
8436992100	Parts of other machin for agri & hortitype/germanium ,not electric	20 251	162 395	422 359	1 925 411
8436992900	Parts of other poultry/bee-keepingmachine, not electric operated	36 809	489 490	305 003	3 212 261
8437101000	Machinery for grains;winnowing & cleanmachine, electrically oper	65 422	3 215 245	235 980	17 474 672
8437102000	Machinery for grains;winnowing & cleanmachines,not electric ope	1 848	32 410	24 000	782 966
8437103000	Machine for clean,sorting/ grading seed ,grain dried leguminous ve	8 822	1 967 316	74 115	12 523 403
8437104000	Mach for clean,sorting/ grad seed,graingt dried leguminous vegetabl	0	35 447	0	89 762
8437801000	Rice hullers & cone type rice mills,electrically operated	75 003	724 846	684 050	2 749 634
8437802000	Machinery for rice hullers & cone typerice mills,not electrically oper	93 104	678 558	101 175	856 545
8437803000	Cofee & corn mills machine for industrytype, electrical operated	213	222 594	10 517	1 944 317
8437804000	Cofee & corn mills machine for industrytype, not electrical operate	4 959	153 686	6 500	177 633
8437805100	Polishing machine for rice, sieving,bran cleaning&husking machine	39 377	1 068 482	126 037	7 733 865
8437805900	Other machine used in the milling indust or working of cerals, elec	77 268	1 158 940	130 186	10 863 650
8437806100	Polishing machine for rice, sieving,bran cleaning&husking machine	30 540	886 031	47 480	973 496
8437806900	Other machine used in the milling indust or working of cerals, not	36 864	832 425	32 114	3 727 572
8437901100	Parts of machin of subheading 8437.10 ,electrically operated	28 206	776 614	430 590	5 259 528
8437901900	Parts of machines oth than of subhead8437.10,electrically operate	31 429	1 617 017	127 632	7 539 363
8437902100	Parts of machines of subheading 8437.10,not electrically operated	1 196	101 226	11 188	203 366
8437902900	Oth parts of machines of subheading8437.10, not electrically oper	112 978	1 645 593	185 282	2 310 101
8438101000	Bakery machine,macaroni,spaghetti/simila products, electrically o	186 957	3 372 853	1 963 288	45 289 731
8438102000	Bakery machine,macaroni,spaghetti/simila products, not electrical	73 540	672 808	90 891	1 014 536
8438201000	Machine for the manufac of confectionary cocoa/ chocolate, electr	111 215	1 191 323	2 865 001	38 547 922
8438202000	Machine for the manufacture of confectionary chocolate,not elect	114	62 911	12 900	2 576 371
8438301000	Machine for sugar manufacture, electricoperated	120 914	1 209 779	1 693 130	7 018 455
8438302000	Machinery for sugar manufacture, notelectrically operated	0	4 949	0	38 292

I.3. IM POR M ENURUT KOM ODITI / IM PORT BY HS COM M ODITY
***** DESEM BER / DECEM BER 2014 *****

H S	Uraian Komoditi Commodity Description	Berat Bersih / Net Weight (Kg)		Nilai / Value C.I.F (US\$)	
		Bulan ini Current Month	Kumulatif Cum.Jan. to date	Bulan ini Current Month	Kumulatif Cum.Jan. to date
8438400000	Brewery machinery, electrically operated	0	1 057 520	0	16 456 678
8438501000	Mach for the preparation of meat/poultry ,electrically operated	95 182	964 760	1 688 887	21 835 486
8438502000	Mach for the preparation of meat/poultry ,not electrically operate	55 758	232 524	24 506	516 178
8438601000	Machiner for the preparation of fruits,nuts/vegetable, electrically	58 818	457 704	483 792	11 259 496
8438602000	Machiner for the preparation of fruits,nuts/vegetable, not electric	2 052	178 000	10 448	331 203
8438801100	Coffee pulpers, electrically operated	7 538	702 584	229 677	9 088 460
8438801200	Coffee pulpers, not electricallyoperated	37	13 828	115	27 622
8438809100	Other machine for the industrial preparation/ manufacture, electri	249 274	1 991 230	4 600 590	49 306 490
8438809200	Other machine for the industrial preparation/ manufacture, not el	4 936	208 659	29 152	514 659
8438901100	Parts of electrically operated machineof subheading 8438.30.10	85 431	277 603	384 875	2 131 950
8438901200	Part of coffee pulper,electric operatedmachines	0	920 409	0	197 342
8438901900	Parts of oths goods of heading 84.38 electrically operated	342 893	1 941 114	4 080 127	39 221 230
8438902100	Parts of goods of subheading 8438.30.20not electrically operated	70 860	740 880	244 364	2 474 122
8438902200	Part of coffee pulpers,non electric operated machines	0	64	0	4 598
8438902900	Parts of oth goods of heading 84.38.20 of coffee pulpers,not elect	15 947	252 492	392 532	12 656 909
8439100000	Machinery for making pulp of fibrouscellulosic material	48 506	226 073	122 172	1 106 147
8439200000	Machinery for making paper/paperboard	51 670	4 498 214	420 389	74 457 283
8439300000	Machinery for finishing paper/ paperboard	37 494	1 432 725	215 896	13 975 106
8439910000	Part of machine for mak pulp of fibrouscellulosic material,electric	461 746	1 794 026	4 328 783	29 659 483
8439990000	Parts for making/ finishing paper/ paperboard, electrically operate	378 601	5 399 955	5 213 289	90 295 737
8440101000	Book-binding mach, includ book-sewing,electrically operated	59 261	504 697	213 581	5 300 640
8440102000	Book-binding mach, includ book-sewing,not electrically operated	2 271	41 931	4 934	207 215
8440901000	Parts of book binding & sewing machineselectrically operated mac	12 080	19 633	147 734	537 561
8440902000	Parts of book binding & sewing machinesnot electrically operated	0	238	0	85 858
8441101000	Cutting paper machines, electricallyoperated	223 825	4 699 344	2 084 092	46 841 196
8441102000	Cutting paper machine, not electrycallyoperated	34 689	296 146	94 928	1 646 870
8441201000	Machine for making bags,sacks/ envelopeselectrically operated	18 046	607 593	51 836	4 375 649
8441202000	Machine for making bags,sacks/ envelopesnot electrically operat	0	66 319	0	506 787
8441301000	Elect mach oth than by moulding for make cartons,boxes,cases,tul	105 428	1 867 635	1 741 886	21 812 500
8441302000	Not elect mach oth than by moulding formake cartons,boxes,cases	146 430	255 800	231 840	968 839
8441401000	Machines for moulding articles in paperpulp,paper/paperboard,elk	122 820	914 627	3 960 273	28 026 435
8441402000	Machines for moulding articles in paperpulp, paper/paperboard, n	500	16 514	1 005	68 858
8441801000	Oth machinery for making up paper pulp,paper/paperboard,electr	767 073	4 482 000	12 569 050	88 714 632
8441802000	Oth machinery for making up paper pulp,paper/paperboard,not el	2 171	264 280	2 777	3 511 554
8441901000	Part of machin for mak up paper pulp,paper/paperboar,cutting ma	280 383	1 509 976	4 544 107	30 158 267
8441902000	Parts of machin for mak up paper pulp,paper/paperboa,cutting ma	41 623	294 028	309 195	1 833 872
8442301000	Electric machine,app&equip for preparing/ making plates,cylinders	16 007	541 992	382 614	11 292 113
8442302000	Non electric machine,app&equ for prepare/ making plates,cylinder	16 421	150 351	148 185	1 240 497
8442401000	Parts,of electric machine,app&equip forprepare/ making plates,cyl	6 512	317 596	88 387	3 309 235
8442402000	Parts, Non electric machine,app&equ forprepare/ making plates,cy	3 714	34 307	142 258	1 018 299
8442500000	Plate,cyls&oth.print comp.plates,cyl & lithograph stones,prepared	120 106	1 195 802	763 446	11 585 170
8443110000	Ofset printing machinery, reel-fed	117 531	819 388	1 210 000	12 249 337
8443120000	Ofset printing machinery, sheet - fed,office type (use sheet<22x36	35 682	265 063	64 953	599 925
8443130000	Oth er ofset printing machinery	546 497	4 880 779	3 235 385	78 832 431
8443140000	Letterpress printing machine, reel-fed,excluding flexographic print	16 730	245 185	64 903	2 714 347
8443150000	Letterpress printing machine, other than reel fed, excluding flexog	5 105	59 697	15 315	303 897
8443160000	Flexographic printing machinery	48 873	872 475	949 130	14 371 961
8443170000	Gravure printing machinery	163 914	1 196 880	2 763 432	25 324 840
8443190000	Other printing machine use for print bymeans of plates, cylinder&	82 069	695 745	1 127 822	8 692 640
8443311010	Printer-copier,ink-jet,color,capable ofconnecting to a data machin	768 923	5 865 747	7 891 893	64 398 896
8443311090	Printer-copier,ink-jet proces,no color,capable of connect to data r	6 314	254 665	166 570	2 156 532
8443312010	Printer-copier,laser proces,color, capable connect to data mach/n	22 595	205 339	824 381	7 990 713
8443312090	Printer-copier,laser proces,no color, capable connect to data mach	30 545	308 037	703 481	7 063 615
8443313010	Combination printer-copier-facs machine, color,connect to data m	103 909	1 510 136	1 234 613	20 752 883
8443313090	Combination printer-copier-facs machine, no color,connect to dat	48 443	595 502	900 938	12 445 839
8443319010	Oth mach which perform >= 2 function ofprinting,copying/ facsimil	9 230	331 660	316 742	4 877 566
8443319090	Oth mach which perform >= 2 function ofprinting,copying/ facsimil	26 259	350 963	813 913	8 739 389
8443321010	Dot matrix printer,color,capable connect to data machine/network	0	1 289	0	54 040
8443321090	Dot matrix printer,no color,capable ofconnect to data machine/ne	166 470	1 095 307	3 297 523	24 085 428
8443322010	Ink-jet printer,color,capable of connect to a data machine/network	214 616	4 637 971	3 902 936	73 533 472
8443322090	Ink-jet printer,no color,capable connect to a data machine/network	4 384	117 294	245 903	5 969 468
8443323010	Laser printer,color,capable of connectto a data machine/ network	21 531	300 449	353 493	5 679 767
8443323090	Ink-jet printer,no color,capable connect to a data machine/network	138 560	942 677	2 234 707	14 912 507
8443324000	Facsimile machine capable of connect toa data machine/network	4 290	138 630	87 310	2 369 290

I.3. IM POR M ENURUT KOM ODITI / IM PORT BY HS COM M ODITY

*** DESEM BER / DECEM BER 2014 ***

H S	Uraian Komoditi Commodity Description	Berat Bersih / Net Weight (Kg)		Nilai / Value C.I.F (US\$)	
		Bulan ini Current Month	Kumulatif Cum.Jan. to date	Bulan ini Current Month	Kumulatif Cum.Jan. to date
8443325010	Screen printing machinery,color, for the manufacture pcb/pwb,	0	192 305	0	1 510 027
8443325090	Screen printing machinery,no color, forthe manufacture pcb/pwb,	1 880	97 298	62 889	1 227 217
8443326000	Plotters	15 683	137 708	38 947	658 648
8443329010	Other printing machine,color,capableconnect to data machine/net	3 452	41 294	239 284	1 935 072
8443329090	Other printing machine,no color,capable connect to data machine,	44 535	275 025	1 405 355	11 571 176
8443391100	Electrostat photocopy,color,by reproduc original image direct ont	0	1	0	4 846
8443391900	Electros Photocopy,no color, by reproduc original image direct ont	150 357	2 183 982	212 155	3 404 822
8443392010	Electrostat photocopy ,color,by reproduc original image in-direct c	0	2 287	0	63 391
8443392090	Electros photocopy ,no color,by reproduc original image in-direct c	138 376	1 585 118	180 950	2 912 249
8443393090	Oth photocopy apparatus incorporating an optical system,no color	0	1 153	0	5 201
8443394010	Ink-jet printer, color, not capable ofconnect to network	0	1 122	0	13 903
8443394090	Ink-jet printer,not color,not capable of connect to network	2	1 861	257	33 368
8443399010	Laser printer , color, not capable ofconnect to network	0	80	0	10 079
8443399090	Laser printer ,not color,not capable of connect to network	9 075	171 318	101 930	3 291 952
8443910000	Part & accessori of print machinery used for print by component o	1 002 201	11 254 273	48 488 121	564 062 521
8443991000	Part & accessori of screen print machi-nerly for manufact of print c	1 073	37 752	68 886	1 977 654
8443992000	Ink-filled printer cartridges	247 919	2 950 957	9 286 814	123 335 849
8443993000	Paper feeders and sorters	7 034	52 284	545 747	4 619 268
8443999000	Oth part & accessori of screen printingmachinery	268 608	3 064 305	10 730 965	116 635 663
8444001000	Mach for extrude,texture/cut man-madetextile material,electric op	89 175	2 606 973	996 203	35 071 955
8444002000	Mach for extrude,texture/cut man-madetextile material,not electr	1	131 300	1	528 501
8445111000	Carding machines,electrically operated , for preparing textil fibres	559 831	3 632 526	2 020 192	29 984 370
8445112000	Carding machines, not electricallyoperated, for preparing textil fib	0	190	0	844
8445121000	Combing machines, electrically operated, for preparing textil fibre:	64 270	371 147	982 744	5 636 992
8445122000	Combing machines, not electricallyoperated , for preparing textil fi	0	35	0	8 530
8445131000	Drawing/roving machines, electricallyoperated, for preparing texti	404 559	2 035 117	2 265 604	18 012 111
8445132000	Drawing/roving machines, not electricall operated, for preparing t	0	2 186	0	17 857
8445191000	Other machines for preparing textilefibres; electrically operated	124 716	1 456 003	1 386 300	12 853 886
8445192000	Other machines for preparing textilefibres; not electrically operate	0	6 306	0	28 213
8445201000	Textile spinning machines; electricallyoperated	1 583 448	7 598 014	5 907 705	57 748 404
8445202000	Textile spinning machines,not electrical operated	0	1 320	0	83 109
8445301000	Textile doubling/twisting machines;electrically operated	52 251	2 485 896	606 057	16 253 094
8445302000	Textile doubling/twisting machines; notelectrically operated	0	3 329	0	20 859
8445401000	Textile winding(including weft-winding)or reeling machin,electrica	166 817	2 817 923	2 957 836	52 373 324
8445402000	Textile winding (including weft-winding)or reeling machine,not ele	0	10 384	0	76 842
8445901000	Mach for prepring textile yarns to usedweaving/knitting/ stich bon	56 738	1 572 117	986 124	19 364 206
8445902000	Mach for prepring textile yarns to usedweaving/ knitt/ stich bond,n	10	6 737	828	41 006
8446101000	Machines for weaving fabricsof a width ? 30 cm, electric operated	17 457	338 891	258 000	4 513 010
8446102000	Machines for weaving fabricsof a width ? 30 cm,not electric opera	0	184	0	23 856
8446210000	Power looms	36 986	804 497	187 580	1 917 434
8446290000	Machines for weaving fabricsof a width >30 cm,shuttle type	490 846	2 065 434	2 860 658	15 749 131
8446300000	Machines for weaving fabricsof a width >30 cm, shuttleless type	117 992	6 363 610	976 023	47 642 404
8447111000	Grircular knitting mach,cylinderdiamtr ? 165 mm, electrically opera	189 205	1 201 387	1 019 464	12 087 797
8447112000	Grircular knitting mach,cylinderdiamtr ? 165 mm,not electric opera	0	43 463	0	518 794
8447121000	Grircular knitting mach,cylinderdiamtr >165 mm, electrically operat	81 945	1 015 713	1 245 409	13 028 149
8447122000	Grircular knitting mach,cylinder diamtr>165 mm,not electrically ope	744	7 095	379	17 747
8447201000	Flat knitting & stitch bonding machine,electrically operated	77 587	1 878 586	903 937	22 838 884
8447202000	Flat knitting & stitch bonding machine,not electrically operated	0	103 955	0	863 735
8447901000	Machines for making gimped yarn,tulle,lace& mach for tufting,elec	268 970	2 374 833	1 888 796	18 054 738
8447902000	Machines for making gimped yarn,tulle,lace& mach for tufting,not	1 011	199 794	10 259	625 340
8448111000	Dobbies & jacquards, card reducing,copying,puching/ ass mach, ele	165 068	614 886	3 260 357	8 949 014
8448112000	Dobbies & jacquards, card reducing,copying,puching/ ass mach,not	110	19 567	3 843	244 201
8448191000	Auxiliary mach for use extruding/ preparetextile/ weave/ knitt, elect	83 485	885 854	786 639	11 780 088
8448192000	Auxiliary mach for use extruding/ preparetextile/ weave/ knitt, not e	454	32 140	26 524	556 021
8448200000	Parts& accessories of machines for extrud/their auxiliary machiner	1 644 667	4 283 123	16 169 338	49 299 796
8448310000	Card clothing	17 636	348 946	316 625	5 856 853
8448320000	Parts & access of mach for preparingtextile fibres,other than card	22 180	300 864	227 242	3 179 095
8448330000	Spindles, spindle flyers,spinning rings,and ring travellers	12 358	1 326 632	1 176 558	8 410 052
8448390000	Oth parts & access of mach of preparingtextile fibres/their auxiliar	163 839	2 752 247	3 332 585	38 225 481
8448420000	Reeds for looms, healds & heald-frames	22 088	243 272	375 184	4 590 408
8448491000	Shuttles,elect operated mach,use withmachines for extruding & kr	18 012	365 364	45 727	2 000 572
8448499100	Oth parts& acces, elect operated,use withmachines for extruding &	55 942	847 745	759 390	10 217 250
8448499200	Parts& accs of non-elect operated, usemachines for extruding & kn	23 283	133 669	258 002	2 692 810
8448510000	Snkers, needles& other articles used informing stitches	13 061	136 783	831 281	8 417 646

I.3. IM POR M ENURUT KOM ODITI / IM PORT BY HS COM M ODITY
***** DESEM BER / DECEMBER 2014 *****

H S	Uraian Komoditi Commodity Description	Berat Bersih / Net Weight (Kg)		Nilai / Value C.I.F (US\$)	
		Bulan ini Current Month	Kumulatif Cum.Jan. to date	Bulan ini Current Month	Kumulatif Cum.Jan. to date
8448590000	Othe parts&accessories of mach forknitting/their auxiliary machin	69 335	593 324	690 198	7 648 015
8449001000	Mach for the manufacture/ finishingof felt/ nonwovens,electrically	30 114	1 509 010	627 829	36 839 999
8449002000	Mach for the manufacture/ finishingof belt/ nonwovens, not elect c	40	13 333	4 870	382 314
8450111000	Household/laundry-type washing machines;fully-automatic mach;	165 000	1 753 970	642 603	6 302 385
8450119000	Household/laundry-type wash machines;fully- automatic machine	1 552 651	22 405 621	6 445 480	88 287 517
8450120010	Household/laundry-type wash machines;built-in centrifugal drier,c	954 498	4 396 062	3 168 715	14 867 727
8450120020	Household/laundry-type wash machines;built- in centrifugal drier,	431 627	7 181 942	1 342 652	25 069 652
8450191020	Other household/laundry-type wash machindry linen capacity > 6 l	0	20 654	0	73 953
8450199010	Other household/laundry-type wash machindry linen capacity ? 6 l	0	2 267	0	5 013
8450199020	Other household/laundry-type wash machindry linen capacity > 6 l	77	4 082	751	18 472
8450200000	Household/laundry-type washing machines;a dry linen capacity >1	536 429	5 256 119	2 479 381	22 991 776
8450901000	Parts of mach of dry linen capacity > 10 kg	42 459	287 271	161 640	1 394 571
8450902000	Parts of mach of dry linen, full auto,with buil-in centrifugal drier,ca	278 245	5 204 188	1 142 597	19 514 864
8451100000	Dry-cleaning machines	164 647	513 844	475 876	1 934 535
8451210000	Drying machines,each of a dry linencapacity not exceeding 10 kg	207	376 526	4 310	1 665 075
8451290000	Drying machines,each of a dry linencapacity exceeding 10 kg	64 925	1 858 391	447 736	12 159 450
8451301000	Ironing machines and presses(including fusing presses)	427	87 309	855	609 742
8451309000	Ironing machines and presses(including fusing presses)	113 631	643 931	1 671 989	6 301 625
8451400000	Washing, bleaching/ dyeing machines	194 971	2 795 839	2 777 643	34 148 266
8451500000	Mach. for reeling,unreeling,folding,cutting/pinking textile fabrics	21 711	844 074	310 301	10 730 372
8451800010	Other machinery exclude washing machfor laundry ; for domestic	762	7 376	10 883	56 018
8451800090	Other machinery exclude washing machfor laundry ; for domestic	500 989	4 011 702	4 615 136	46 114 407
8451901100	Parts of drying machines witha dry linen capacity ? 10 kg	6 875	49 909	24 670	121 262
8451901900	Parts of drying machines witha dry linen capacity ? 10 kg	1 908	51 712	31 459	724 635
8451909000	Parts of drying machines witha dry linen capacity > 10 kg	68 318	576 084	627 124	5 969 360
8452100000	Sewing machines of the household type	165 626	1 985 519	391 291	7 794 604
8452210000	Sewing machines;automatic units	197 983	2 634 015	2 157 530	31 405 443
8452290000	Sewing machines;not automatic units	716 137	6 752 281	5 063 240	55 308 827
8452300000	Sewing machine needles	6 562	125 849	32 562	1 119 391
8452901100	Arm,bed,stand,flywheel,belt guard;pedals of sewing mach of hous	49 466	224 361	48 380	379 692
8452901200	Furniture, bases and covers for sewingmachines and parts there of	3 086	212 510	49 894	912 802
8452901900	Oth part of sewing mach of machineryof sewing machines of hous	29 281	796 097	246 910	3 503 967
8452909110	Arms beds,foot & pedals of mach excludeof sewing machines of hc	1 206	13 436	2 868	23 926
8452909190	Other parts of sewing mach of machineryof sewing machines of hc	675	98 292	5 978	894 593
8452909200	Furniture, bases and covers for sewingmachines and parts thereof	1 737	115 421	52 293	1 067 599
8452909900	Other parts of sewing mach of machineryexclude sewing mach of l	110 984	1 395 554	333 038	4 097 372
8453101000	Machinery for prepare,tanning/ work hides, skins/leather, elect op	96 308	469 519	490 432	3 243 444
8453102000	Machinery for prepare,tanning/ work hides, skins/leather, not elec	15 383	33 338	41 396	151 185
8453201000	Machinery for making/repairing footwear,electrically operated	566 457	2 948 928	4 479 192	28 120 465
8453202000	Machinery for making/repairing footwear,not electrically operatec	39 121	261 524	285 927	2 074 241
8453801000	Other Mach for make/repaire footwear,notsewing machine,electri	565 652	4 769 429	4 722 493	41 092 331
8453802000	Other Mach for make/repaire footwear,notsewing machine,not el	1 067	15 856	12 422	50 669
8453900000	Parts of machinery for preparing,tanningworking hides, skins, leat	64 972	735 047	841 626	10 904 571
8454100000	Converters	169 486	888 690	400 099	8 191 349
8454200000	Ingot moulds and ladles	221 322	2 124 225	1 315 831	22 941 055
8454300000	Casting machines	356 371	5 709 477	2 878 887	72 457 321
8454900000	Parts of converter, ladles, ingot moulds, casting mach for metellur	424 872	3 905 122	2 044 477	28 274 176
8455100000	Tube mills	0	355 430	0	3 977 571
8455210000	Rolling mills,hot/combination hot & cold	842 629	7 931 027	3 004 821	18 483 575
8455220000	Rolling mills, cold	258 065	1 151 802	1 437 570	11 271 787
8455300000	Rolls for rolling mills	1 182 066	7 186 449	4 411 585	28 026 984
8455900000	Other parts of metal-rolling millsand rolls therefor.	997 822	11 167 017	4 894 054	40 203 709
8456100000	Mach tool for work any material byremoval material,operat by las	60 298	508 069	1 112 635	12 474 885
8456200000	Machines tool for work any material byremoval material,operat by	1 312	57 485	176 546	2 727 107
8456300000	Machines tool for work any material byremoval material,electro-d	31 830	615 194	503 540	10 339 405
8456901000	Mach tool for mnfact of printed circuit,numerical control,by plasm	15 675	78 544	212 747	1 233 532
8456902000	Wet proces equip for the application byimmersion of electrochem	0	119 055	0	879 533
8456909000	Oth mach tool for work any materialby other operating processes	9 683	512 128	168 375	5 824 594
8457100000	Machining centres	496 750	6 985 716	7 023 736	136 071 918
8457200000	Unit construction machines(single-station)	10 325	302 004	346 523	3 529 609
8457300000	Multi-station transfer machines	12 985	268 501	82 789	2 142 665
8458110000	Horizontal lathes, for removing metalnumerically controlled	331 391	3 725 387	5 773 938	78 703 262
8458191000	Horizontal lathes, for remove metal,bed-spidle ctr not excd? 300m	24 449	468 182	114 353	2 286 000
8458199000	Horizntal lathes, for remove metal, bed-spidle cntrl not excd?300m	164 227	2 586 899	553 729	13 404 249

I.3. IM POR M ENURUT KOM ODITI / IM PORT BY HS COM M ODITY
***** DESEM BER / DECEM BER 2014 *****

H S	Uraian Komoditi Commodity Description	Berat Bersih / Net Weight (Kg)		Nilai / Value C.I.F (US\$)	
		Bulan ini Current Month	Kumulatif Cum.Jan. to date	Bulan ini Current Month	Kumulatif Cum.Jan. to date
8458910000	Other lathes,for removing metalnumerically controlled	118 481	763 852	1 072 471	16 892 977
8458991000	Oth lathes,for remove metal,not numericcntrl,spidle ctr-bed not e	0	32 369	0	809 555
8458999000	Oth lathes,for remove metal,not numericctrl, spidle cetnre-bed no	170 543	2 438 033	1 200 279	26 277 052
8459101000	Way-type unit head machines,electrically operated	20 223	502 619	262 096	8 182 600
8459102000	Way-type unit head machines,not electrically operated	343	61 012	13 291	689 600
8459210000	Drilling machines,numerically controlled	68 207	480 411	797 870	9 354 921
8459291000	Drilling machines,electrically operated	129 712	1 349 520	670 112	8 749 025
8459292000	Drilling machines, not electricallyoperated	51 707	80 105	489 327	882 653
8459310000	Boring-milling machines, not horizontallathes,numerically controll	7 915	402 511	161 700	10 421 433
8459391000	Boring-milling machines,electricallyoperated, not horizontal lathes	17 896	518 927	84 293	1 580 908
8459392000	Boring-milling machines, not electricaloperated not horizontal lath	8 792	44 040	21 925	317 688
8459401000	Boring machines, electrically operated	71 166	710 441	565 694	9 150 207
8459402000	Boring machines, not electrical operated	13 440	221 350	70 349	1 526 617
8459510000	Milling machines, knee-type, numericallycontrolled	13 546	138 305	16 683	1 454 570
8459591000	Milling machines, knee-type,electrically operated	24 286	271 365	78 162	1 146 363
8459592000	Milling machines, knee-type,not electrically operated	0	63 936	0	280 992
8459610000	Other milling machines, numericallycontrolled	35 331	691 935	789 370	12 331 549
8459691000	Other milling machines, electricallyoperated	74 550	906 651	358 951	6 867 335
8459692000	Other milling machines, not electricallyoperated	0	10 439	0	45 597
8459701000	Other threading/tapping machines,electrically operated	39 335	566 834	407 493	8 663 524
8459702000	Other threading/tapping machines,not electrically operated	0	51 205	0	858 254
8460110000	Flat-surface grinding mach,an accur of at least 0.01 mm,numeric cc	248	258 397	29 375	8 265 409
8460191000	Other flat-surface grinding mach,an accur at least 0.01 mm, elect o	59 939	670 008	846 864	10 085 094
8460192000	Oth flat-surface grinding mach,an accurat least 0.01 mm, not elect	2 222	39 975	7 971	438 476
8460210000	Other grinding mach,an accuracy of atleast 0.01 mm,numerically c	41 955	565 197	1 127 071	16 262 028
8460291000	Other grinding mach,an accuracy of atleast 0.01 mm, electrically o	128 766	1 046 311	1 152 831	14 283 523
8460292000	Other grinding mach,an accur at least0.01 mm, not electric operat	11 850	100 058	18 560	1 742 461
8460311000	Machine tools, numeric controlled, forsharpen carbide diamet ?3.	18 739	229 771	127 958	2 441 086
8460319000	Oth sharpening (tool/cutter grinding)machines,numerically contro	23 324	206 645	83 884	1 407 581
8460391000	Oth sharpening (tool/cutter grinding)machines, electrically operati	15 001	242 932	99 727	2 293 618
8460392000	Oth sharpening (tool/cutter grinding)machines, not electrically ope	122	15 136	3 828	192 397
8460401000	Honing/lapping machines,electrically operated	22 574	224 734	401 595	8 172 344
8460402000	Honing/lapping machines,not electrically operated	134	12 374	7 032	158 072
8460901000	Other machine-tools for deburring,abrasives/ polishing products, e	106 553	993 511	423 653	11 567 792
8460902000	Other mach-tools for deburring,abrasives/polishing products, not c	41 105	155 021	138 561	1 116 212
8461201000	Shaping/ slotting machines,electricallyoperated	44 862	477 272	152 243	4 588 366
8461202000	Shaping/ slotting mach,not electricallyoperated	3 254	39 761	27 252	254 247
8461301000	Broaching mach,electrically operated	26 906	129 833	424 487	4 179 263
8461302000	Broaching mach,not electric operated	0	591	0	27 534
8461401000	Gear cutting,gear grinding/gearfinishing mach electric operated	12 615	505 018	205 128	11 293 774
8461402000	Gear cutting,gear grinding/gearfinishing mach not electric operate	548	13 446	2 774	46 265
8461501000	Sawing/cutting-off machines,electrically operated	143 281	1 803 081	1 341 759	17 673 521
8461502000	Sawing/cutting-off machines,not electrically operated	15 866	240 695	248 062	1 715 803
8461901100	Planing machines,electric operated	8 889	48 988	9 567	337 058
8461901900	Other planing machines,electric operated	54 126	682 229	256 856	8 418 026
8461909100	Other planing machines,not electricoperated	0	274	0	3 520
8461909900	Other mach-tool work by removing metalor cerments, not electric	166 753	625 650	398 242	2 276 479
8462101000	Forging/die-stamping machines (incl pres& hammers, electric ope	1 281 223	27 700 645	6 705 164	234 308 300
8462102000	Forging/die-stamping machines (incl pres&hammers,not electric o	2 085	573 703	50 506	5 421 415
8462210000	Bend,fold,straighten/flattening machine(includ pres),numeric con	72 501	1 846 198	1 431 054	24 286 994
8462291000	Bend,fold,straighten/ flattening machine(incl pres),unnumeric cntr	316 091	4 901 160	1 806 027	39 724 568
8462292000	Bend,fold,straighten/flattnng mach(incl pres),unnumeric cntrl,nt e	65 624	679 877	163 714	3 330 600
8462310000	Shearing machine (incl press),oth thancombine punching mach,nu	56 824	2 316 287	124 589	15 237 400
8462391000	Shearing mach (incl press),oth than binepunching mach,numeric c	144 585	3 645 291	1 231 270	25 680 501
8462392000	Shearing mach (incl press),oth than binepunch mach,not electric o	78 214	327 349	297 476	1 238 905
8462410000	Punching/ notching mach,incl comb punch &shearing mach,numeri	15 462	667 797	559 176	7 174 490
8462491000	Punching/ notching mach,incl comb punch &shearing mach,not nu	125 730	1 413 291	632 402	9 312 976
8462492000	Punching/ notching mach,incl comb punch &shear mach,not numri	8 639	44 193	57 951	283 284
8462910000	Hydraulic presses	346 307	4 002 490	1 916 288	28 741 183
8462991000	Mach for manufac of boxes,cans & similarcontain of tin plate, elec	266 895	1 233 567	2 917 214	7 494 307
8462992000	Mach for manufac of boxes,cans containtin plate,not electrically o	15	123 005	2 076	524 355
8462995000	Oth machine for working metal by forging,hamming,electrically op	116 848	3 532 036	416 814	23 088 953
8462996000	Oth machine for working metal by forging,hamming,not electricall	30 435	328 145	432 108	2 072 180
8463101000	Draw-benches for bars,tube,profile,wire,or the like, electrically op	19 739	582 513	582 126	6 705 771

I.3. IM POR M ENURUT KOM ODITI / IM PORT BY HS COM M ODITY
***** DESEM BER / DECEM BER 2014 *****

H S	Uraian Komoditi Commodity Description	Berat Bersih / Net Weight (Kg)		Nilai / Value C.I.F (US\$)	
		Bulan ini Current Month	Kumulatif Cum.Jan. to date	Bulan ini Current Month	Kumulatif Cum.Jan. to date
8463102000	Draw-benches for bars,tube,profile,wire,or the like, not electrically	239	113 181	266	323 421
8463201000	Thread rolling machines, electricallyoperated	115 322	3 478 065	701 059	11 228 317
8463202000	Thread rolling machines,not electricallyoperated	0	36 276	0	95 555
8463301000	Machines for working wire,electricallyoperated	115 576	1 544 909	963 950	16 552 250
8463302000	Machines for working wire,not electrically operated	4 950	69 640	80 000	556 218
8463901000	Oth mach tool for work metal/ cerments,without remove material,	283 975	1 829 389	3 152 922	35 782 799
8463902000	Oth mach tool for work metal/ cerments,without remove material,	2 004	114 847	6 714	1 194 922
8464101000	Sawing machines, electrically operated	10 397	421 058	47 519	1 890 702
8464102000	Sawing machines,not electrical operated	0	791	0	26 705
8464201000	Grinding/polishing machines,electrically operated	18 868	775 455	168 114	3 606 668
8464202000	Grinding/polishing machines,not electrically operated	0	18 509	0	52 115
8464901000	Oth mach tool for work stone,ceramics/like mineral material,elect	73 298	1 901 814	743 776	17 502 679
8464902000	Oth mach tool for work stone,ceramics/like mineral material,not e	17 701	587 718	82 567	3 287 602
8465100000	Mach, can carryout diffrent type oprationwithout tool charge for su	71 206	849 380	398 008	7 119 437
8465911000	Sawing machines for scoring PCB/ PWB's electrically operated	10 398	46 437	189 919	876 829
8465912000	Other sawing mach for scoring PCB/ PWB's, electrically operated	230 714	2 465 549	740 300	10 394 692
8465919000	Other sawing mach for scoring PCB/ PWB's, not electrically operat	209 456	1 017 046	1 170 158	5 434 921
8465921000	Mach tools for routing PCB/ PWB'ssubstrates,shank dmtr ? 3.175 n	474	87 944	1 888	1 009 004
8465922000	Oth planing,milling/ moulding(by cutting) mach,electrically operate	127 442	3 210 569	720 570	9 340 319
8465929000	Oth planing,milling/ moulding(by cutting)machines,not electric ope	16 657	413 457	57 784	3 816 278
8465931000	Grinding, sanding/ polishing machines,electrically operated	71 363	1 235 880	439 274	7 779 821
8465932000	Grinding, sanding/ polishing machines,not electrically operated	742	60 182	1 510	295 903
8465941000	Bending/ assembling machines,electrically operated	12 587	268 439	283 061	5 895 529
8465942000	Bending/ assembling machines,not electrically operated	0	7 399	0	50 019
8465951000	Drilling mach for manufac PCB/ PWB's, with a spindle speed > 50.0	0	49 616	0	217 498
8465953000	Other drilling/ morticing machines,electrically operated	42 602	667 136	177 164	2 878 955
8465959000	Other drilling/ morticing machines,not electrically operated	24 562	162 744	26 493	1 077 137
8465961000	Splitting, slicing/ paring machines,electrically operated	200 949	1 850 236	1 248 505	8 801 850
8465962000	Splitting, slicing/ paring machines,not electrically operated	23 530	153 279	90 928	610 797
8465993000	Other machine tools, lathes,electrically operated	65 209	329 359	699 337	2 519 386
8465994000	Other machine tools, lathes,not eletrically operated	14 085	52 019	90 412	289 913
8465995000	Mach for deburring surfaces ofPCB/PWB's, for scoring laminati pre	261	200 816	9 359	2 311 219
8465996000	Other mach-tools for nailing,stapling,glueing/ otherwise assemb,el	90 809	1 681 759	808 286	13 175 260
8465999000	Other mach-tools for nailing,stapling,glueing/ otherwise assemb,nc	47 661	863 883	439 225	6 055 026
8466101000	Tool hold.self-open dieheadsfor 8456.90,8460.31,8465.91,8465.92	576	77 663	70 803	2 096 113
8466109000	Oth tool holders & self-opening dieheads	77 995	651 047	1 262 555	18 523 366
8466201000	Work holders for sub 8456.99, 8460.31,8465.91, 8465.92, 8465.95	9 866	385 962	112 611	3 816 867
8466209000	Oth work holders for other machine tools	28 840	1 032 340	1 582 945	14 959 750
8466301000	Dividing h,special attachm 8456.99,8460.31,8465.91,8465.92,846	9 860	27 642	124 738	919 040
8466309000	Dividing h,not for attachm sub 8456.99,8460.31,8465.91,8465.92.	39 535	173 156	1 354 374	6 499 527
8466910000	Parts& acces suitable for machineof heading 84.64-84.65	63 933	1 454 666	411 707	5 983 058
8466921000	Parts& acces suitabl for mach 8465. 91.10,8465.92.10,8465.95.10,	2 626	136 882	116 256	825 504
8466929000	Parts & acces suitable for machof otherheading 84.65	61 783	703 463	1 029 175	11 030 608
8466932000	Parts& acces suitabl for mach 8456. 99.20,8456.99.30,8456.99.40&	3 912	28 338	44 339	693 351
8466939000	Parts& acces suitable for mach of otherheadings 84.56 to 84.61	155 453	2 065 077	2 444 947	37 095 483
8466940000	Oth parts & acces suitable for machinesother headings 84.56 to 84	750 041	3 868 034	11 410 994	92 586 861
8467110000	Tool for work in the hand,pneumatic,rotary type (incl rotary perc	17 082	204 664	419 481	6 849 956
8467190000	Tool for working in the hand,pneumatic,in other type	31 789	634 084	230 415	4 578 426
8467210000	Drills of all kinds with self containedelectric motor	307 253	2 881 550	1 146 469	12 645 140
8467220000	Saws with self contained electric motor	89 062	1 113 023	193 332	5 522 080
8467290000	Oth tool for working in the hand,with self-contained electric moto	851 079	10 739 401	1 994 758	31 273 362
8467810000	Chain saws	217 274	2 557 537	369 723	6 215 235
8467890000	Oth tool for working in the hand,with self-contained non-electric n	37 007	764 049	476 173	5 224 996
8467911000	Part of chain saw,of elect-mechanic forwork in hand,self-cont. elec	1 596	50 591	558 951	674 663
8467919000	Part of chain saw,of elect-mechanic forwork in hand,self-cont. non	212 508	1 968 009	568 629	3 882 484
8467920000	Parts of pneumatic tools	19 754	209 700	429 846	2 426 961
8467991000	Part of hydraulic tool,of goodswith self-contained electric motor	36 625	544 672	67 423	1 328 532
8467999000	Part of hydraulic tool,of goodsnot with self-contained electric mot	153 140	1 853 901	370 924	4 675 538
8468100000	Hand-held blow pipes	2 074	33 860	19 261	497 344
8468201000	Hand-operated gas welding, brazing/cutting appliances for metal	36 396	903 611	87 120	3 587 841
8468209000	Other gas-operated machinery & apparatus	24 615	703 608	193 196	5 898 396
8468800000	Other machinery and apparatus	25 636	577 110	387 668	6 317 193
8468901000	Parts of goods of hand-held blow pipes	34 878	619 945	135 525	1 606 160
8468902000	Parts of goods of hand-operat gas weldbrazing/ cutting appliances	23 501	134 213	140 728	1 111 287

I.3. IM POR M ENURUT KOM ODITI / IM PORT BY HS COM M ODITY
***** DESEM BER / DECEM BER 2014 *****

H S	Uraian Komoditi Commodity Description	Berat Bersih / Net Weight (Kg)		Nilai / Value C.I.F (US\$)	
		Bulan ini Current Month	Kumulatif Cum.Jan. to date	Bulan ini Current Month	Kumulatif Cum.Jan. to date
8468909000	Oth parts of not hand blow pipe/oprt dgas welding, braze/cut appl	172 915	1 499 481	1 510 924	12 508 548
8469001000	Word processing machines	0	12	0	25
8469009010	Automatic typewriters	774	21 869	16 246	327 500
8469009090	Non automatic typewrites	6 657	68 247	56 340	253 154
8470100000	Electronic calculators capable of operwithout an extrnl source elect	20 465	622 618	110 016	2 481 037
8470210000	Electronic calculating machinesincorporating a printing device	1 636	17 158	26 213	575 772
8470290000	Other electronic calculating machines	13 241	264 719	185 384	2 564 361
8470300000	Other calculating machines	59 529	1 266 383	245 686	5 177 091
8470500000	Cash registers	23 815	447 815	1 363 159	16 825 164
8470901000	Postage-franking machines	0	12 902	0	77 740
8470902000	Accounting machines	0	9 329	0	39 140
8470909000	M ach for pocket-size data record, reprod,display mach with calcul	124	17 576	1 401	240 165
8471301000	Palmtop & personal digital assistants(PDAs)	73	61 700	9 152	6 092 268
8471302000	Laptops incl notebooks and subnotebooks	869 257	10 384 523	65 093 863	787 208 016
8471309000	Oth portable digital automatic dataprocmach,weigh not more than	180 058	3 121 552	20 566 481	419 058 417
8471411000	Personal computers excluding portable	45 504	1 071 367	1 962 400	57 048 105
8471419000	Other digital automatic data processingmachines	48 908	422 757	3 183 578	33 144 761
8471491000	Processing units for personal & portabcomputers,presented in form	120 729	1 425 141	7 928 733	84 248 038
8471499000	Other digital automatic data proces mach,present in form of syste	27 521	833 908	8 263 873	39 826 604
8471501000	Process units for personal & portab comp,other automatic data pr	128 601	1 969 107	10 616 577	132 919 374
8471509000	Other digital automatic data proces mach,other automatic data pr	57 440	2 256 810	1 975 526	82 398 769
8471603000	Computer keyboards	50 422	813 602	558 750	7 067 505
8471604000	X-y coordinate input devices,includingmouse,light pens,joystick,tra	137 394	1 302 791	1 716 361	11 254 606
8471609000	Other mach input/output units,whether/ not contain storg units sa	70 208	706 008	6 696 487	59 813 364
8471701000	Floppy disk drives	1 468	46 069	15 944	2 993 075
8471702000	Hard disk drives	254 859	3 454 295	6 546 219	122 641 726
8471703000	Tape drives	516	15 206	126 996	2 437 639
8471704000	Optical disk drives,including cd-romdrives,dvd drives & cd-r drives	100 954	828 535	3 322 539	25 542 760
8471705000	Proprietary fmat strge device incldmedia therefor fr automat dt pr	36 807	348 300	6 524 844	52 441 295
8471709100	Automatic backup systems	1 209	12 691	249 351	810 938
8471709900	Other storage units of digital automaticdata processing machines	68 339	512 060	3 085 391	32 456 646
8471801000	Control and adaptor units	43 235	663 358	708 436	15 320 710
8471807000	Sound card and video cards	5 756	147 793	10 052	843 733
8471809000	Other units of automatic data processingmachines	82 449	1 137 595	5 719 657	54 774 270
8471901000	Bar code readers	2 483	117 212	193 690	3 542 124
8471902000	Optical character readers,document/image scanners	38 767	564 770	1 803 058	19 971 759
8471909000	Other automatic data processing machines& units thereof	72 624	1 872 138	1 785 401	52 926 921
8472101000	Duplicating machines, electric operated	1 784	9 417	47 466	334 134
8472102000	Duplicating machines, not electricallyoperated	8 507	46 215	19 867	136 581
8472301000	Machines for sorting/folding mail/ for inserting mail in envelopes,e	18	18 904	2 064	825 342
8472302000	Machines for sorting/folding mail/ for inserting mail in envelopes,nc	0	941	0	67 862
8472901000	Automatic teller machines	325 773	7 087 563	4 709 886	96 750 226
8472902000	Electronic fingerprint identificationsystems	33 969	187 205	194 009	1 210 743
8472903000	Other office machines,electrically operated	34 381	617 714	1 115 754	13 812 917
8472909000	Other office machines,not electrically operated	27 747	267 226	81 734	1 197 385
8473101000	Printed circuit assembliesfor word- processing machines	172	67 232	4 699	3 542 108
8473109000	Other parts & acces of the mach oftypewriter not printer/word pr	3 586	88 369	344 758	4 796 857
8473210000	Parts & accs of elect calculating; with/without extrnal sources & pr	109	2 037	3 978	64 544
8473290000	Other parts & accses of the machine ofcalculating, reproducing, di	18 253	177 425	183 733	3 261 498
8473301000	Assembled printed circuit boards	188 711	3 590 518	4 374 793	206 933 103
8473309000	Other parts & acces of the machines ofautomatic data processing	708 620	6 837 752	14 267 175	156 379 239
8473401100	Parts including printed circuit assembfor automatic teller machine	9 403	50 979	309 065	3 142 143
8473401900	Other parts& access of the mach of othoffice machine,for elect ope	28 854	141 151	724 910	6 122 895
8473402000	Other parts& access of the mach of othoffice machine,for non elec	169	11 160	18 744	284 480
8473501100	Parts& access suitable for use with machauto data procc mach & u	47 886	187 417	217 680	2 032 497
8473501900	Part& acc suitable for use mach typewriternot printers&oth office m	5 245	88 560	2 796	731 239
8473502000	Part& acc suitable for use mach typewriternot print&oth office macl	0	80	0	5 235
8474101000	Sorting,screening,separating/washingmachines, electrically operat	625 980	6 183 095	1 969 717	40 437 982
8474102000	Sorting,screening,separating/washingmachines, not electrically op	10 304	410 789	463 291	2 981 855
8474201100	Crushing/grinding machines for stoneelectrically operated	716 993	15 355 839	1 583 829	66 932 482
8474201900	Crushing/grinding mach for earth,oresoth mineral substances,elect	1 106 904	20 301 047	3 339 795	119 829 231
8474202100	Crushing/grinding mach for stonenot electrically operated	1 804	366 007	53 018	758 261
8474202900	Crushing/grinding mach for earth,oresoth mineral substances,not e	746 212	2 115 780	10 633 676	16 531 690
8474311000	Concrete/ mortar mixers, electricallyoperated	322 387	4 805 785	1 178 933	19 067 511

I.3. IM POR M ENURUT KOM ODITI / IM PORT BY HS COM M ODITY

*** DESEM BER / DECEM BER 2014 ***

H S	Uraian Komoditi Commodity Description	Berat Bersih / Net Weight (Kg)		Nilai / Value C.I.F (US\$)	
		Bulan ini Current Month	Kumulatif Cum.Jan. to date	Bulan ini Current Month	Kumulatif Cum.Jan. to date
8474312000	Concrete/ mortar mixers, not electrically operated	191 747	1 943 868	486 419	6 796 834
8474321100	Mach for mixing mineral substances with bitumen, output cap ? 80	0	792 444	0	1 518 007
8474321900	Mach for mixing mineral substances with bitumen, output cap > 80	771 508	16 198 743	3 144 688	110 795 691
8474322900	Mach for mix mineral substnc wth bitumen, output cap >80 t/h, not	0	1 568 013	0	11 178 666
8474391000	Other mixing/ kneading machines electrically operated	3 676 520	18 807 389	7 533 412	90 413 828
8474392000	Other mixing/ kneading machines not electrically operated	19 212	1 105 775	48 632	4 395 638
8474801000	Mach for agglomerating, shaping/ moulds solid mineral fuels, electric	1 820 412	20 322 530	8 109 434	81 407 795
8474802000	Mach for agglomerating, shaping/ moulds solid mineral fuels, not elec	50 186	760 061	253 847	4 305 915
8474901000	Parts of mach for sort, creen, separate, wash, crush, grinding & mixing	2 724 103	23 644 277	17 524 509	161 837 697
8474902000	Parts of mach for sort, creen, separate, wash, crush, grinding & mix, no	92 139	1 364 444	887 143	14 955 143
8475101000	Mach for assembl electric/ electronic clamps tubes/ valves, electric op	408	37 902	1 877	259 609
8475102000	Mach for assembl electric/ electronic clamps tubes/ valves, not elect.	99	2 043	3 674	111 571
8475210000	Machines for making optical fibres and preforms thereof	130	132	551	992
8475290000	Other machines for manufacturing/ hot working glass/ glassware	240 654	555 625	1 283 280	6 931 047
8475901000	Part of mach for assmb/ mfg elect/ elctri hot work glassware, elect	103 422	322 677	968 939	7 293 586
8475902000	Part of mach for assmb/ mfg elect/ elctri hot work glassware, not e	474	3 629	81 411	513 123
8476210000	Automatic beverage-vending machin, incorporating heating/ refriger	0	37 423	0	534 705
8476290000	Other automatic beverage-vending machines	0	9 153	0	159 650
8476810000	Other automatic goods-vending mach, incorporating heating/ refriger	0	1 879	0	15 715
8476890000	Other automatic goods-vending mach, without heating/ refrigerati	502	20 341	12 972	468 814
8476900000	Parts of automatic goods-vend mach incorpor heating/ refrigerating	67 901	637 721	905 558	11 144 491
8477101000	Injection-moulding machines for moulding rubber	1 182 924	7 697 548	6 585 405	60 081 409
8477103100	P.v.c. injection moulding machine	707 039	12 359 556	5 556 183	90 305 189
8477103900	Other injection-moulding machines for moulding plastics	102 516	1 580 592	1 786 796	17 470 648
8477201000	Extruders for extruding rubber	4 098	968 462	42 430	15 693 839
8477202000	Extruders for extruding plastics	641 285	6 071 398	6 623 257	73 014 225
8477300000	Blow moulding machines	464 187	3 867 984	6 501 311	101 518 630
8477401000	Vacuum moulding & other thermo forming for moulding/ forming r	489 462	1 328 966	8 108 459	15 318 786
8477402000	Vacuum moulding & other thermo forming for moulding/ forming p	177 889	2 813 005	5 893 643	45 621 349
8477510000	Mach for mould/ retread pneunt tyres, for mould/ othwise forming	47 778	958 029	76 560	6 997 033
8477591000	Other machine for moulding/ otherwise forming for rubber	171 946	1 284 131	619 425	10 619 773
8477592000	Other machine for moulding/ otherwise forming for plastics	234 307	2 291 476	2 818 714	29 477 778
8477801000	Other machinery for working rubber/ rubber products, electrically	660 917	9 894 537	9 568 494	97 560 377
8477802000	Other machinery for working rubber/ rubber products, not electric	72 262	1 685 863	793 911	27 224 528
8477803100	Lamination presses for the manufact of PCB/ PWBs	6 920	100 543	71 862	1 031 970
8477803900	Other machinery for rubber or plastics, electrically operated	615 566	6 753 445	5 913 338	83 834 155
8477804000	Other machinery for working rubber/ plastic products, not elect op	10 574	334 345	103 151	3 784 131
8477901000	Parts of electrically operatd mach for working rubber/ products fro	161 318	4 026 965	3 364 034	34 690 652
8477902000	Part of nonelectric opratd mach for working rubb/ fr the manuf pro	90 157	1 401 629	2 646 400	26 685 684
8477903200	Pars of lamination presses for the manufc of PCB/ PWBs	112 883	490 111	646 344	4 639 974
8477903900	Oth Parts not parts of lamination presses for the manufc of PCB/ PV	32 794	419 401	1 057 249	7 292 821
8477904000	Part of nonelectric opratd mach for work plastic/ for the manuft p	47 081	789 611	1 094 087	12 647 561
8478101000	Machinery for preparing/ making up tobacco, electrically operated	75 863	2 658 697	9 871 307	234 504 086
8478102000	Machinery for preparing/ making up tobacco, not electrically opera	0	29 490	0	235 346
8478901000	Parts of machinery for preparing/ making up tobacco, electrically op	114 640	891 113	4 459 269	107 060 294
8478902000	Parts of machinery for preparing/ making up tobacco, not electrical	153	58 595	7 343	534 761
8479101000	Machinery for public works, building/ the like electrically operated	197 165	2 806 649	1 604 499	10 913 417
8479102000	Machinery fr public works, building/ the like not electrically operate	69 708	453 766	1 192 750	5 091 799
8479201000	Mach for the extract/ preparation of animal/ fix vegetabl fat/ oil, ele	2 914 547	35 968 374	20 930 009	241 509 267
8479202000	Mach for the extract/ preparation of animal/ fix vegetabl fat/ oil, not	150 054	4 782 952	300 143	8 126 621
8479301000	Presses for the manufacture of particleboard electrically operated	285 518	5 219 663	707 417	12 855 709
8479302000	Presses for the manufacture of particleboard not electrically opera	6 446	104 870	338 316	611 212
8479401000	Rope/ cable making machines, electrically operated	111 886	681 346	820 021	9 024 661
8479402000	Rope/ cable making machines, not electrically operated	297	11 000	21 590	390 909
8479500000	Industrial robots, not elsewhere specified/ included	54 244	1 593 941	1 423 439	58 045 220
8479600000	Evaporative air coolers	185 356	2 107 323	1 370 463	18 358 113
8479710000	Passenger boarding bridges of kind use in airports	0	110	0	5 213
8479790000	Oth passenger boarding bridges	2 047	783 438	122 827	12 829 279
8479811000	Oth mach & mechanical appliance for treating metal, electrically ope	171 260	1 503 755	4 165 452	26 896 505
8479812000	Oth mach & mechanical appliance for treating mtl, non electrically op	10 707	377 366	76 259	2 815 126
8479821000	Mixing, kneading, crush, grind, screen, sift, homogenis, & emulsift/ stir	832 859	8 196 705	6 838 407	105 522 340
8479822000	Mixing, kneading, crush, grind, screen, sift, homogenis, & emulsift/ stir	32 645	676 556	205 883	11 405 186
8479892000	Machinery for assembling CPU	20 609	928 146	404 485	17 332 850
8479893000	Oth mach for assembling CPU daughterboard in plastic case/ housi	1 022 760	8 309 431	16 772 814	190 629 341

I.3. IM POR M ENURUT KOM ODITI / IM PORT BY HS COM M ODITY
***** DESEM BER / DECEM BER 2014 *****

H S	Uraian Komoditi Commodity Description	Berat Bersih / Net Weight (Kg)		Nilai / Value C.I.F (US\$)	
		Bulan ini Current Month	Kumulatif Cum.Jan. to date	Bulan ini Current Month	Kumulatif Cum.Jan. to date
8479894000	Oth mach for assembling CPU daughterboard in plastic case/housi	164 710	2 121 218	3 662 880	76 086 373
8479902000	Part of goods Oth mach for assemblingCPU daughter plastic case/l	7 021	350 197	509 060	8 055 489
8479903000	Part of oth electrically operatedmachine	568 600	10 433 599	6 110 431	75 451 750
8479904000	Part of nonelectrically operatedmachinery	181 031	2 612 868	2 177 498	35 923 575
8480100000	Moulding boxes for metal foundry	92 649	660 554	1 157 512	12 681 382
8480200000	Mould bases	338 377	4 064 471	2 684 078	37 540 096
8480301000	Moulding patterns, of copper	2 729	40 587	256 703	1 468 247
8480309000	Moulding patterns, of other material	250 801	3 560 034	2 973 091	64 428 459
8480410000	Moulds for metal/ metal carbidesinjectionn or compression types	112 039	1 076 947	2 407 810	26 956 638
8480490000	Moulds for metal/ metal carbidesnot injection or compression type	82 455	1 985 915	1 368 020	28 848 341
8480500000	Moulds for glass	2 421	141 749	54 761	3 233 096
8480600000	Moulds for mineral materials	1 078 281	9 691 983	6 039 016	44 588 707
8480711000	Moulds for rubber or plastics, injectionor compression type for fot	51 606	899 512	1 256 067	14 679 283
8480719010	Moulds for rubber or plastics, injectionor compression type for op	1	5 857	9	546 208
8480719090	Oth moulds for rubber,plastics,injection/ compression type	748 344	6 919 798	16 618 600	140 016 729
8480791000	Mould for rubber,plastics, not injection, compression type for fotw	16 247	518 555	640 053	7 385 893
8480799000	Oth mould for rubber,plastics,not injection , compression type	14 295	292 380	531 150	9 436 057
8481101100	Pres-reduce valve,iron/ steel, manual	165 186	978 594	1 508 821	7 356 575
8481101900	Pres-reduce valve,iron/ steel,automaticoperate ,5 cm ? internal dia	179 411	3 028 505	2 201 970	40 534 411
8481102100	Pressure-reducing valves of copper/ copper alloys internal diamtr ?	39 762	703 372	1 022 947	16 421 623
8481102200	Pressure-reducing valves of copper/ copper alloys internal diamtr >	253	127 332	2 369	395 285
8481109100	Oth pressure-reducing valves ofplastics 1cm ? internal diamtr > 2.	1 175	47 337	17 056	582 770
8481109900	Oth pressure-reducing valvesnot of plastics	9 532	365 338	112 091	3 017 987
8481201000	Valve for olehydraulic/ pneumatic tran,manual oprtd, 5 cm ? intl di	4 573	75 298	218 369	2 140 804
8481202000	Valve for olehydraulic/ pneumatic tran,ofcooper/ cooper aloy, 1cm	4 686	32 588	95 323	555 896
8481209000	Oth valve for olehydraulic/ pneumatictransmissions	329 096	3 059 853	4 694 433	43 884 799
8481301000	Check (nonreturn) valve of swing check-valve type,40 cm ?inlets in	47 863	701 363	504 163	8 395 974
8481302000	Check (nonreturn) valve,copper/ copperalloy, internal diameter < 2	89 257	470 208	143 526	1 086 451
8481303000	Check (nonreturn) valve of plastics,10cm ? internal diameter ? 25 (9 183	24 010	17 638	98 110
8481309000	Other check (nonreturn) valves	585 786	4 890 532	5 838 005	56 057 035
8481401000	Safety/ relief valves of copper/ copperalloy < 2.5cm	11 820	100 511	222 509	2 951 329
8481402000	Safety/ relief valves of plastics10cm ? internal diameter ? 25 cm	37	19 971	899	341 345
8481409000	Oth safety/ relief valves	213 883	3 131 829	6 175 039	66 358 680
8481801100	Valves for inner tube of copper/ copperalloys	160 961	1 868 668	1 725 993	19 009 940
8481801200	Valves for inner tubes of oth materials	22 160	1 382 250	327 968	15 019 023
8481801300	Valves for tubeless tyres of copper/ copper alloys	0	13 616	0	169 635
8481801400	Valves for tubeless tyresof oth materials	8 722	320 112	137 752	4 754 564
8481802100	Lpg cylinder valv of cooper/ cooper alloyhaving inlet& outlet intl dia	0	86 488	0	392 184
8481802200	Lpg cylinder valv of cooper/ cooper alloyhaving inlet& outlet intl dia	48	70 568	1 763	130 936
8481803000	Cocks/ valves,whether/ not fitted withpiezo elect igniters for gas st	30 059	346 517	290 756	5 867 474
8481804100	Soda water bottle valve;gas operat, ofplastic, 1 cm < internal diam	4 763	14 001	37 754	140 976
8481804900	Oth soda water bottle valves;gas operatebeer dispensing units	272 913	3 878 912	2 359 612	43 616 424
8481805100	Mixing tapes and valves,of plastic,1 cm< internal diameter ? 2,5cm	17 000	123 033	58 181	570 581
8481805900	Others mixing tapes and valves	287 965	2 945 921	1 011 564	12 286 944
8481806100	Water pipeline valve,manual operate,5cm<inlet/ outlet int diamtr	15 549	473 592	175 020	2 749 635
8481806200	Cast iron gate valve,inlet diamtr? 4cm& cast iron butterfly valve,inl	412 356	2 398 753	2 524 097	18 842 835
8481806300	Cast iron gate valve,inlet diamtr<4cm & cast iron butterfly valve,inl	193 746	1 573 907	1 831 962	20 648 239
8481806400	Hog nipple waterer,of plastics,1 cm ? internal diameter < 2,5 cm	441	20 551	9 316	384 743
8481806500	Other hog nipple waterers	276 916	561 226	1 561 662	4 767 328
8481806600	Nipple joint valves,of plastics1 cm ? internal diameter < 2,5 cm	0	37	0	109
8481806700	Other nipple joint valves	156 631	678 087	7 197 178	34 480 251
8481807100	Ball valves,of plastics,1 cm ? internal diameter < 2,5 cm	71 421	538 491	174 898	3 017 761
8481807200	Other ball valves	691 650	7 930 098	7 728 480	81 035 854
8481807300	Gate valve,manual operate,of iron/ steel,5cm ?inlet/ outlet interna	259 665	5 139 760	1 800 005	30 779 565
8481807400	Gate valve,manual operate,of iron/ steel,inlet/ outlet internal diam	16 438	188 988	72 094	1 963 117
8481807500	Manifold valves of plastics,1 cm ? internal diameter < 2,5 cm	311	42 934	1 922	261 162
8481807600	Other manifold valves	95 765	1 103 552	728 638	9 770 988
8481808100	Pneumatic control valve,of plastics, 1 cm ?internal diameter < 2,5	196	155 685	2 780	7 339 054
8481808200	Other pneumatic controlled valve	61 538	672 184	1 319 252	15 438 750
8481808300	Oth valve of plastic,inlet diamtr>=1cm, outlet diamtr ? 2,5 cm	2 559	140 131	12 076	321 901
8481808400	Oth valve of plastic,inlet diamtr>=1cm, outlet diamtr > 2,5 cm	5 247	60 493	72 524	1 707 144
8481808700	Fuel cut-off valve plastic for vehiclefor transport of persons/goods	32 786	82 829	143 582	665 000
8481808800	other fuel cut-off valve plastic forvehicle for transport of persons/	57 793	588 753	317 479	3 551 754
8481808900	Other valve of stainless steel/ nickle,manual operate,weighting < 3	116 195	948 929	436 881	5 053 415

I.3. IM POR M ENURUT KOM ODITI / IM PORT BY HS COM M ODITY
***** DESEM BER / DECEM BER 2014 *****

H S	Uraian Komoditi Commodity Description	Berat Bersih / Net Weight (Kg)		Nilai / Value C.I.F (US\$)	
		Bulan ini Current Month	Kumulatif Cum.Jan. to date	Bulan ini Current Month	Kumulatif Cum.Jan. to date
8481809100	Water taps of copper or copper alloywith an internal diameter ? 2	157 154	2 670 740	1 511 743	33 719 963
8481809200	Fuel cut-off valves for vehicle	14 103	161 164	234 796	2 882 322
8481809900	Other Fuel cut-off for vehicle	1 332 305	12 842 867	18 289 050	266 100 814
8481901000	Parts of housing for sluice/ gate valvesan internal diameter ? 25 m	65 775	648 062	924 323	9 438 882
8481902100	Parts bodies valves, for water taps	2 709	112 616	29 202	725 391
8481902200	Parts bodies valve for LPG cylinder	986	56 178	6 067	178 597
8481902300	Other bodies valves not for water taps	16 054	239 943	131 643	2 113 849
8481902900	Others parts for taps, cocks, valves,and similar appliance of int. dir	161 340	1 658 003	1 518 983	20 469 585
8481903100	Valve bodies/ stems of inner tube ortubeless tyres valves	7 172	108 075	258 437	3 094 612
8481903900	Oth valve bodies/ stems of inner tube ortubeless tyres valves	25 361	474 737	485 206	6 994 997
8481904100	Valve cores of inner tube valves ortubeless tyres valves	0	24 985	0	59 727
8481904900	Oth valve cores of inner tube valves ortubeless tyres valves	18 187	367 713	611 386	6 933 123
8481909000	Others parts for taps, cocks, valvesand similar appliances	346 762	4 690 259	6 319 030	69 087 718
8482100000	Ball bearings	1 665 264	23 539 345	14 426 124	185 428 659
8482200000	Tapered roller bearings,including coneand tapered roller assembli	292 720	2 985 699	2 542 606	36 408 440
8482300000	Spherical roller bearings	250 966	2 263 419	1 229 363	13 020 895
8482400000	Needle roller bearings	117 347	1 544 685	2 103 741	31 003 020
8482500000	Oth cylindrical roller bearings	66 101	1 340 377	1 378 770	27 168 442
8482800000	Oth,includ.combined ball/ roller bearings	865 609	12 576 623	4 477 027	74 662 427
8482910000	Balls, needles and rollers	171 217	2 981 625	1 475 901	21 638 326
8482990000	Other parts of ball and roller bearings	919 451	11 109 676	7 510 701	88 552 142
8483101000	Transmission shafts for machinery ofheading 84.29 or 84.30	78 487	1 236 388	989 425	13 845 826
8483102400	Transmission shaft for vehicles of motorcycles, auxiliary motor	539 555	6 327 912	2 798 449	35 636 361
8483102500	Transmission shafts for vehicles ofa cylinder capacity < 2000 cc	683 920	9 318 767	3 501 113	65 325 021
8483102600	Transmission shafts for vehicles of2000 cc < cylinder capacity? 300	28 713	580 333	335 963	6 051 270
8483102700	Transmission shafts for vehicles ofa cylinder capacity > 3000 cc	236 192	2 236 271	2 438 478	24 036 953
8483103100	Transmission shafts for marine propul-sion engines of an output ?2	355	3 663	33 591	186 675
8483103900	Transmission shafts for marine propul-sion engines of an output>2	111 667	973 286	924 074	10 326 619
8483109000	Other transmission shafts	567 107	11 622 666	5 008 676	118 348 903
8483202000	Bearing housing incorp. ball or rollerbearings for mach.of bulldozer	25 918	225 655	190 067	2 553 387
8483203000	Bearing housing incorp. ball or rollerbearings for mach.of vehicles	224 147	1 021 220	915 488	3 123 449
8483209000	Other bearing housing incorp. ballOr roller	396 594	2 326 838	1 255 144	9 581 283
8483302000	Bear'g hous'g not incorp.ball or rollerbearings for mach.of head 84	80 082	806 770	743 780	7 650 865
8483303000	Bear'g hous'g not incorp.ball or rollerbearings for eng.of vhcl of ch	160 978	1 254 934	1 099 877	13 430 001
8483309000	Other bearing housing not incorp.ball orroller bearings; plain shafts	124 233	2 068 999	1 125 783	18 169 103
8483402000	Gear&gearing oth than toothed wheels,for marine vessels	187 660	3 407 911	2 366 025	25 386 200
8483403000	Gear&gearing oth than toothed wheels,for machinery of moving g	171 621	2 226 640	1 467 502	22 903 358
8483409000	Gear&gearing oth than toothed wheels,for oth mar.vsl/ mach of m	1 444 475	20 762 327	13 960 817	213 089 771
8483500000	Flywheels&pulleys,including pulley block	504 705	5 544 494	3 161 848	46 124 754
8483600000	Clutches & shaft couplings(including universal joints)	513 726	5 661 796	5 088 864	56 327 639
8483901100	Parts of goods of transmission shaftsfor pedestrian/ agricultural tra	6 517	49 429	60 153	406 217
8483901300	Parts of goods of transmission shaftsfor oth. tractors of pedestrian	755	51 209	12 208	1 049 697
8483901400	Parts of goods of transmission shaftsfor goods of motorcycles	43 762	982 843	78 976	2 639 854
8483901500	Parts of goods of transmission shaftsfor other goods of vehicle anc	136 691	1 561 461	1 406 387	18 342 408
8483901900	Oth. parts of goods of trans. shafts	128 184	2 363 795	1 609 792	41 214 617
8483909100	Oth toothed wheels, chain sproccatedfor goods of pedestrian/ agric	3 443	16 071	84 869	225 146
8483909300	Oth toothed wheels, chain sproccatedfor oth.tractors of pedestrian	1 970	4 014	9 927	39 775
8483909400	Oth toothed wheels, chain sproccatedfor goods of motorcycles	44 800	604 437	296 576	3 371 078
8483909500	Oth toothed wheels, chain sproccatedfor other goods of vehicles ar	94 642	1 700 033	1 116 369	26 451 197
8483909900	Oth toothed wheels, chain sproccated	573 388	4 058 605	4 317 106	36 319 538
8484100000	Gaskets& similar joint metal sheetingcombined with oth material/ ?	565 266	6 220 531	4 398 334	76 024 394
8484200000	Mechanical seal	325 975	2 246 021	4 973 332	29 755 556
8484900000	Oth.gasket&similar joints of metal sheetcombined with oth materi	386 396	4 350 882	7 059 107	73 727 226
8486101000	Apparatus for rapid heating of semi-conductor wafers	940	29 583	95 507	2 486 444
8486102000	Spin dryers for semiconductor waferprocessing	0	21 307	0	322 651
8486103000	Machines for working by laser/ oth lightin the prod.of semiconduc	162	1 849	41 589	354 231
8486104000	Mach.& app for sawing monocrystal semi-ond. boules into slice, w	380	12 607	1 917	477 014
8486105000	Grinding, polishing,lapping machines forproces. of semiconductor	3 514	33 525	11 735	637 842
8486106000	Apparatus for growing/pulling mono-crystal semiconductor boules	0	19	0	18 290
8486109000	Oth machines&apparatus for the manu-facture of boules or water	6	40 192	2 581	3 788 677
8486201200	Epitaxial deposi'n mach. smcndctor wfr;spinner for coat'g photogr.	0	37 784	0	702 105
8486201300	App.physical deposition by sputter'g onsemiconductor wafers or fo	68	6 720	1 272	138 142
8486201900	Other film formation equipment	17	15 295	25 182	907 873
8486202100	Ion implanters for doping semiconductorormaterials	91	98	1 454	5 245

I.3. IM POR M ENURUT KOM ODITI / IM PORT BY HS COM M ODITY
***** DESEM BER / DECEM BER 2014 *****

H S	Uraian Komoditi Commodity Description	Berat Bersih / Net Weight (Kg)		Nilai / Value C.I.F (US\$)	
		Bulan ini Current Month	Kumulatif Cum.Jan. to date	Bulan ini Current Month	Kumulatif Cum.Jan. to date
8486202900	Other doping equipment	0	3 169	0	219 713
8486203100	Deflash mach.;s;praying appliances forcleaning metal leads&semicr	0	20 862	0	500 291
8486203300	Apparatus for wet etching, developing,stripping,cleaing semiconc	0	2 886	0	53 677
8486203900	Other etching and stripping equipment	82	10 131	11 230	722 867
8486204100	Direct write-on-wafer apparatus	0	2	0	214
8486204200	Step and repeat aligners	0	9	0	8 618
8486205100	Dicing machines for scribing/scoringsemiconductor wafers	5 800	12 673	100 000	269 277
8486205900	Other equipment for dev. exposed wafers	1 270	7 004	82 944	597 506
8486209100	Lasercutters for cut contact. tracks insemiconductor prod. by laser	2 907	21 348	564 409	1 721 018
8486209200	Machines for bending, folding and straightening semiconductor lea	72 817	510 295	151 263	950 540
8486209300	Resistance heated furnaces, ovens formfcture of semicon dvc on s	0	1 288	0	129 192
8486209400	Inductance/dielectric furnace, oven formfcture of semicon	0	577	0	8 036
8486209500	Auto-mach. for the placement/removal ofcomp./contact element	2 120	29 706	99 434	1 670 772
8486209900	Other mach. & apprts for the mnfact ofsemicon. devices/of elect i	0	18 915	0	2 818 503
8486301000	Apparatus for dry ecthing patterns onflat panel display substrates	269	2 077	106	42 010
8486302000	App. for wet etch, develop, stripping or cleaning flat panel displa	0	145	0	3 920
8486303000	Chemical vapour deposition app.to prodsp spinners for coat,physic d	34	654	5 007	53 779
8486309000	Othetr mach. and app. for the manufacte of flat panel displays	650	39 138	16 324	350 736
8486401000	Focused ion beam milling mach to prodc,repair mask,reticle for p	0	2 501	0	217 729
8486402000	Die attach,bonders, for assem. Smcondtormatic mach.for transpor	6 623	187 873	36 557	4 673 804
8486403000	Moulds for manufact. of semiconductordevices	869	52 771	12 648	564 337
8486404000	Optical stereoscopic microscopes fittedwith equip.spec'ly dsgned c	126	844	7 461	183 754
8486406000	Electron beam microscopes with equipsspecifically designed of smc	0	3 601	0	56 424
8486409000	Other machines and apparatus specifiedin note 9(c) to this chapte	0	23 754	0	420 488
8486901100	Parts and accessories of app for rapidheating of semiconductor wa	891	18 854	8 215	433 624
8486901200	Parts & accessories of spin dryersfor semiconductor wafer prosesii	0	1 413	0	155 544
8486901300	Parts&access.of mach. for work by laseror oth.lead or photobeam	133	2 720	18 485	206 039
8486901400	Tool holders&self-open diehead, workholders; dividing heads for	88	2 461	5 319	131 886
8486901500	Oth parts, access.of mach. for machinetools	875	8 850	62 063	776 085
8486901600	Parts & access.of grind, polish, lap mac for processing of semicon.	748	6 314	15 852	115 946
8486901700	Parts & access.of app for grow/pullingmonocrystal semiconductor	0	14	0	334
8486901900	Oth parts, access.of mach. and app. forthe manufact. of boules/wa	507	4 092	101 699	1 124 723
8486902100	Parts & access of chemical vapour depo-sition app. For smcndutor	0	256	0	1 312
8486902200	Parts & access. of epitaxial depo. mach,spinner for coat photo. em	9	1 252	4 745	85 000
8486902300	Parts & access. of ion implanter fordopping of app for phys.l depo,	1	179 657	1 865	3 652 806
8486902400	Tool holder/ self-open diehead; of sprayor etch,strip s-wafer,dry-et	22	238	4 529	10 363
8486902500	Oth parts & access. of dicing machinesfor scrib/scoring smconduct	12 794	44 945	199 625	1 326 627
8486902600	Tool holder/ self-open diehead,dividingheads&oth spec attachm for	927	24 064	64 519	822 682
8486902700	Other part and accessories of tool holdrselp open diehead, dividin	0	8 559	0	101 521
8486902800	Part & access of resistance heated furnaces&ovens for the mnfctre	1 894	68 967	3 091	114 776
8486902900	Oth part & acces of mach & app.for mnfctof smcndctre dvcsof e	1 472	43 239	22 381	1 006 876
8486903100	Part&access of app for dry etching ptrnron flat panel display subst	130	1 166	585	55 884
8486903200	Tool holder/self-open dieheads,work hldrdividing heads&oth spec	968	3 144	2 971	211 336
8486903300	Oth. part&access of app for dry/wetetching&oth special atthc for	0	304	0	7 771
8486903500	Part & access of spinners for coat.photoemuls/app.phys depo on f	0	15	0	5 185
8486903900	Oth part & access of mach and apparatusfor the manufact. of flat p	4	118	1 281	11 591
8486904100	Part & acces of focused ion beam millingmach to produce, repair r	0	177	0	3 008
8486904200	Part&acces of die attach app, auto-tapewire bonder, encapsul equ	4 215	12 713	54 703	354 865
8486904300	Part&acces of auto-mach transport, handlstorage of smcndctor, w	422	3 268	159 169	443 518
8486904400	Part&acc of optic stereoscop microscopewith equip to hndle/tran	0	130	0	434
8486904500	Part & acces of electron beam microscopewith equip to hndle/trar	0	5	0	291
8486904600	Part & acces of pattern generating app.used to prod masks/rctl frc	200	200	5 383	5 383
8486904900	Oth part and acces of other mach & appspecified in note 9(c) to th	2 601	58 784	173 811	3 160 766
8487100000	Ships/boats propellers and blades thrfor	192 337	2 354 508	1 447 299	20 286 186
8487900000	Oth mach. parts, not cont. electric con-necter,insulator,coil, oth el	381 801	4 169 731	4 724 017	78 776 820
8501102100	Stepper motors dc an output ? 37.5 wof ac, refrigerator,domesetic	19 274	211 023	564 850	5 137 000
8501102900	Oth. Stepper mtr dc an output ? 37.5 w	33 679	521 229	1 068 632	16 759 664
8501103000	Spindle motors dc an output? 37.5 w	16 397	132 852	529 012	4 199 132
8501104100	Others spindle mtr dc an output ? 37.5 wof ac, refrigerator,domes	97 813	800 167	1 180 218	13 420 541
8501104900	Others motors dc of an output?37.5w	154 437	2 370 816	1 812 249	33 825 063
8501105100	Stepper universal (AC/ DC) motorsof ac, refrigerator,domesetic app	592	10 080	8 215	209 009
8501105900	Oth.stepper universal (AC/DC) motors	206 584	2 068 617	199 419	2 205 922
8501106000	Spindle universal (AC/DC) motors ofan output =<37.5w	4 197	36 067	70 600	1 393 118
8501109100	Others spindle (AC/DC) motors of headingof ac, refrigerator,dome	12 563	176 980	242 910	4 707 315

I.3. IM POR M ENURUT KOM ODITI / IM PORT BY HS COM M ODITY
***** DESEM BER / DECEM BER 2014 *****

H S	Uraian Komoditi Commodity Description	Berat Bersih / Net Weight (Kg)		Nilai / Value C.I.F (US\$)	
		Bulan ini Current Month	Kumulatif Cum.Jan. to date	Bulan ini Current Month	Kumulatif Cum.Jan. to date
8501109900	Others spindle (AC/DC) motors	278 756	2 616 189	2 036 486	32 356 839
8501201200	Universal AC/DC mtrs of an output>37.5 w	252 286	1 935 704	191 945	1 605 893
8501201900	Other universal AC/DC mtrs of an output > 37,5 w	88 836	816 780	286 429	1 730 426
8501202100	Universal (AC/DC) motors of an output > 1 kw	0	8 518	0	215 748
8501202900	Other universal (AC/DC) motors of an output > 1 kw	16 723	287 189	473 095	3 791 921
8501313000	Motor DC, generator DC an output?750 w	36 814	1 012 828	1 095 384	16 691 773
8501314000	Oth.mtr dc, genrator dc an output? 750 w	286 070	3 300 134	2 029 417	27 187 562
8501315000	Generator DC an output ? 750 w	65 693	965 908	205 464	6 611 918
8501321100	Motor of kind used of ac, refrigerator,domesetic appl.elct output >	0	28 210	0	208 423
8501321200	Other motor dc an output > 37.5 kw	144 150	1 105 405	1 209 300	7 056 091
8501321300	Other Generator dc an output>37.5 kw	1 415	142 031	14 700	400 315
8501329100	Other motor of kind used of ac, refrig. domesetic appl.elct output	0	6 093	0	156 244
8501329200	Oth motor dc 37.5 kw<output?75 kw	10 387	102 143	78 799	1 007 747
8501329300	Oth generator dc 37.5 kw<output?75 kw	213 741	538 202	949 184	5 653 789
8501330000	Motor dc, Generator dc75 kw < an output ? 375 kw	3 611	161 835	43 919	1 706 126
8501340000	Motor dc, Generator dc an output > 375 kw	335	325 106	207	2 811 582
8501401100	Motors AC, single-phase of an output ? 1 kw	643 591	6 281 044	1 956 896	19 298 466
8501401900	Other motor AC, single-phase of an output ? 1 kw	1 315 277	16 342 372	3 288 045	42 381 812
8501402100	Motor AC, single-phase of an output > 1 kw	3 070	57 074	109 701	1 028 803
8501402900	Oth AC motors, single-phase of an output > 1 kw	304 354	2 434 205	3 650 684	14 531 089
8501511100	Motor ac, multi-phase of an output ? 750 w	58 736	604 116	121 390	1 391 803
8501511900	Other motor ac, multi-phase of an output ? 750 w	140 208	1 721 638	673 999	8 520 020
8501521100	Motor ac, multi-phase of 750 w < an output ? 1 kw	2 169	161 703	18 244	125 201
8501521900	Other motor ac, multi-phase of 750 w < an output ? 1 kw	195 599	1 871 969	797 447	9 693 312
8501522100	Motor ac, multi-phase of 1 kw < an output ? 37.5 kw	75 287	622 327	226 681	2 222 530
8501522900	Other motor ac, multi-phase of 1 kw < an output ? 37.5 kw	603 663	8 894 645	2 068 146	25 424 811
8501523100	Motor ac, multi-phase of an output > 37.5 kw	133 981	464 753	323 226	1 234 329
8501523900	Other motor ac, multi-phase of an output > 37.5 kw	204 698	1 972 770	679 359	7 894 520
8501530000	Motor ac of an output > 75 kw	576 107	6 312 750	3 079 639	37 776 667
8501611000	Generator ac of an output ? 12.5 kva	195 840	1 580 422	201 302	3 731 358
8501612000	Generator ac of an output > 12.5 kva	154 473	3 003 670	437 496	34 690 906
8501621000	Generator ac of 75 kva < an output ? 150 kva	72 599	483 740	172 022	1 469 264
8501629000	Generator ac of 150 kva < an output ? 375 kva	72 843	402 737	169 641	2 162 282
8501630000	Generator ac of 375 kva < an output ? 750 kva	8 775	620 928	60 653	11 360 019
8501640000	Generator ac of an output > 750 kva	328 052	2 351 293	3 931 627	22 868 328
8502110000	Electric generating sets & rotary conv. of an output < 75 kva	881 397	8 632 928	2 983 215	37 381 258
8502121000	Electric generating sets & rotary conv. 75 kva< an output ? 125 kva	402 183	3 059 620	1 594 151	14 329 875
8502122000	Electric generating sets & rotary conv. 125 kva < an output ? 375 kva	376 958	4 641 120	2 429 657	34 947 857
8502131000	Electric generating sets & rotary conv. of an output > 12500 kva	204 120	3 328 141	1 960 080	54 774 497
8502139000	Oth. elect generating sets& rotary conv. of an output > 12500 kva	1 564 521	24 721 964	21 195 658	339 267 272
8502201000	Generating sets with spark-ignit interncombust piston output ? 75	1 094 782	12 236 094	2 411 474	28 383 227
8502202000	Generating sets with spark-ignit interncombust piston 75 kva < out	16 384	678 906	20 948	554 692
8502203000	Generat sets with spark-ignition interncombust pist 100 kva < outp	198 530	2 297 994	5 967 800	40 069 561
8502204100	Generat sets with spark-ignition interncombust piston output > 12	0	210 920	0	9 380 259
8502204900	Oth. gnrating sets with spark-ign interncombust piston output > 12	1 012 229	5 888 982	7 590 328	20 260 700
8502311000	Oth generating sets wind-powered of an output ? 10000 kva	4	9 944	3 125	153 810
8502312000	Oth generating sets wind-powered of an oan output > 10000 kva	0	3 468	0	36 767
8502391000	Oth generating sets not wind-powered of an output ? 10 kva	19 363	10 658 114	687 637	87 395 208
8502392000	Oth generating sets not wind-powered of 10 kva < output ? 10000	143 553	1 061 819	1 786 189	36 710 168
8502393100	Oth generating sets not wind-powered of an output > 12500 kva	0	437 797	0	14 680 197
8502393900	Oth generating sets not wind-powered of an output > 10000 kva	63 680	1 548 594	467 087	59 653 348
8502400000	Electric rotary converters	3 781	100 132	297 127	2 748 089
8503001000	Parts used in manufacture elct.motor, generator of output>10000	515 329	2 412 602	5 217 427	26 018 924
8503009000	Oth parts in manufacture electric motor generator of output>100	1 106 488	12 734 063	5 316 151	86 392 174
8504100000	Ballasts, for discharge lamps or tubes	125 941	2 564 043	691 083	14 906 035
8504211000	Step-voltage regulators;instrument transformer with a power han	7 763	206 585	172 216	2 665 296
8504219200	Liquid dielect transformer with handlingcap>10kva and high side v	5 274	591 978	95 311	4 166 528
8504219300	Liquid dielect transformer with handlingcap>10kva and 66 kva<hig	223 764	249 690	605 434	835 650
8504219900	Oth Liquid dielectric transformerhandling capacity ? 650 kva	132 799	1 546 074	1 363 461	25 140 474
8504221100	Step-voltage regulators of high sidevoltage 66 kv or more	11 844	141 421	58 890	898 472
8504221900	Step-voltage regulator of a high sidevoltage < 66 kv	122 963	778 193	345 876	8 400 054
8504229200	Oth stepvoltage regltor of a high side110 kv<voltage? 650 kv	4 721	72 526	24 999	912 433
8504229300	Oth stepvoltage regltor of a high side66 kv < voltage ? 110 kv	1	1 058	488	65 938
8504229900	Oth stepvoltage regltor of a high side650 kv < voltage ? 10000 kv	280 105	1 033 586	1 604 376	5 877 683

I.3. IM POR M ENURUT KOM ODITI / IM PORT BY HS COM M ODITY
 *** DESEM BER / DECEM BER 2014 ***

H S	Uraian Komoditi Commodity Description	Berat Bersih / Net Weight (Kg)		Nilai / Value C.I.F (US\$)	
		Bulan ini Current Month	Kumulatif Cum.Jan. to date	Bulan ini Current Month	Kumulatif Cum.Jan. to date
8504231000	Liquid dielectric transformers, powerhandling capacity ? 15000 kv	44 488	1 988 784	765 460	16 929 248
8504232100	Liquid dielectric transformers, power15000 < handling capacity ? :	0	408 079	0	2 264 867
8504232200	Liquid dielectric transformers, power20000 < handling capacity ? :	69 739	279 554	486 940	2 072 511
8504232900	Oth liquid dielectric transformerspower handling capacity > 30000	98 048	4 435 101	269 704	42 425 898
8504311100	Instrument potential transformer withrating voltage ? 110 kv	7 903	198 868	136 964	2 296 844
8504311300	Instrument potential transformer with1 kv ? rating voltage < 66 kv	20 980	25 012	464 000	497 456
8504311900	Oth.instrument potential transformer	12 417	604 911	234 671	7 262 261
8504312100	Ring current tranformers with voltagerating ? 110 kv	12 745	147 569	225 935	1 848 265
8504312200	Oth ring current transformers	237 565	1 093 646	2 996 845	5 359 256
8504312300	Instrument current tranformers with66 kv ? rating voltage < 110 k	0	10 588	0	193 627
8504312400	Instrument current tranformers with1 kv ? rating voltage < 66 kv	1 228	56 262	33 515	1 400 172
8504312900	Oth instrument current tranformers with	19 221	270 248	268 473	3 483 175
8504313000	Flyback transformer power handlingcapacity ? 1 kva	22 403	323 808	188 932	2 756 640
8504314000	Intermediate frequency transformerpower handling capacity ? 1 k	38 439	441 139	582 156	6 166 537
8504319100	Oth transformers of kind used toys,scaleor similar recreational mo	30 548	140 691	255 603	1 597 517
8504319200	Oth machting transformer havingpower handling capacity ? 1 kva	10 242	365 956	152 031	3 570 362
8504319910	Step up/down transformer,slide regulatorstabilizer handling capac	165 069	1 712 589	896 323	14 123 621
8504319990	Oth transformers having power handlingcapacity ? 1 kva	226 141	1 294 884	1 553 550	14 032 331
8504321100	Matching transformers, power handling1 kva < capacity ? 5 kva	2 971	24 085	60 080	1 027 526
8504321900	Oth matching transformers, pwr handling1 kva < capacity ? 5 kva	192 361	308 125	709 675	2 387 865
8504322000	Oth transformers of kind used toys,scalesmlar recr'nl models 1 kva	641	38 496	1 090	97 832
8504323000	Oth matching transformers minimum freq.3 mhz & power handlin	45	2 416	1 625	38 772
8504324100	Matching transformers of power handling5 kva < capacity ? 10 kv;	2 328	52 026	46 195	1 018 653
8504324900	Oth matching transform'r of pwr handling5 kva < capacity ? 10 kv;	256	19 337	6 313	1 135 180
8504325100	Matching transformers, power handling10 kva < capacity < 16 kva	0	9 135	0	461 784
8504325900	Oth matching transfmrs, power handling10 kva < capacity < 16 kva	10 148	104 186	179 020	2 128 478
8504331100	Matching transform.side voltage? 66kv	0	402	0	14 922
8504331900	Oth matching transfmrs high s-volt? 66kv16 kva < capacity ? 500 k	961	30 596	35 053	538 283
8504339100	Matching transformers power handling16 kva < capacity ? 500 kv;	886	39 240	21 760	411 625
8504339900	Oth matching transformers power handling16 kva < capacity ? 500	16 761	356 616	212 934	2 508 477
8504341100	Matching transform.side voltage ? 66 kv10000 kva <power cap ? 1	7 322	24 637	90 500	227 910
8504341200	Oth matching transformerspower capaity > 500 kva	7 294	173 045	90 364	1 151 867
8504341300	Oth matching transform.side volt < 66 kv10000 kva <power cap ?	8 499	9 349	61 363	95 148
8504341400	Oth instrum transform. side voltage<66kvpower capacity> 15000 k	355	325 754	2 460	2 688 016
8504342300	Oth instrument transform. with high sidevoltage ? 66 kv	38	2 056 604	4 957	14 241 182
8504342400	Matching transformer hav'g a powerhandling capacity >15000 kva	1 015	2 567	517	2 946
8504342900	Oth instrument transformer hav'g a powerhandling capacity >1500	211 464	1 360 642	1 079 868	7 766 355
8504401100	Uninterrupted power supplies (ups)	586 386	5 935 999	6 043 696	59 143 215
8504401900	Other uninterruptud power supplies	265 126	2 988 392	4 887 970	54 155 352
8504402000	Battery chargers having a rating>100 kva	183 377	1 246 536	776 228	10 136 030
8504403000	Other rectifiers	51 615	523 817	1 022 793	22 505 089
8504404000	Inverters	85 179	973 611	2 601 308	28 915 587
8504409000	Other static converter for automaticdata processing machines&ur	589 398	5 263 951	7 834 153	83 434 998
8504501000	Inductors for power supply for automaticdata process mach&unit	72 586	818 696	3 518 669	26 042 104
8504502000	Chip type fixed inductors	32 115	369 273	952 324	14 209 157
8504509300	Other inductors, with power handlingcapacity ? 2500 kva	18 169	242 506	733 114	9 254 564
8504509400	Other inductors, with power handling2500 kva < capacity ? 10000	23 897	40 123	72 846	214 807
8504509500	Other inductors, with power handlingcapacity > 10000 kva	12 304	49 190	161 072	751 891
8504901000	Parts of goods of subheading 8504.10	1 460	108 326	18 027	722 476
8504902000	Parts of printed circuit assmb good subheading 85044011,850440	28 796	414 343	785 049	8 569 781
8504903100	Radiator panel,flat tube radiator assembfor distrib&power transfo	42 258	850 289	257 006	2 497 497
8504903900	Oth part of electrical transformers ofa capacity ? 10,000 kva	7 891	3 726 860	157 577	8 975 361
8504904100	Radiator panel,flat tube radiator assembfor distrib&power transfo	444	198 173	5 074	1 505 887
8504904900	Oth radiator panel a capacity >10000 kva	1 696	19 118	81 660	744 951
8504905000	Other, for inductors of capacity ? 2500kva	1 685	38 827	152 934	281 462
8504906000	Other, for inductors of capacity > 2500kva	86	2 349	4 251	71 560
8504909000	Other parts of electrical transformers,static converters & inductor	391 524	5 388 038	3 450 964	49 927 227
8505110000	Permanent magnet of metal	645 907	7 922 497	3 970 116	53 355 254
8505190000	Permanent magnet not of metal	433 616	6 516 901	1 529 283	30 802 694
8505200000	Electro magnetic couplings, clutches andbrakes	54 054	579 766	510 998	7 011 452
8505900000	Other electro magnetic including parts	176 124	1 489 248	1 908 691	20 797 024
8506101000	Manganese dioxide having external volume?300 cm3 of primary c	30 076	376 374	208 728	3 769 842
8506109000	Manganese dioxide having external volume> 300 cm3 of primary	187 400	2 189 977	1 334 827	16 254 285
8506300000	Mercuric oxide of primary cell/batteries	1	12	38	308

I.3. IM POR M ENURUT KOM ODITI / IM PORT BY HS COM M ODITY
***** DESEM BER / DECEM BER 2014 *****

H S	Uraian Komoditi Commodity Description	Berat Bersih / Net Weight (Kg)		Nilai / Value C.I.F (US\$)	
		Bulan ini Current Month	Kumulatif Cum.Jan. to date	Bulan ini Current Month	Kumulatif Cum.Jan. to date
8506400000	Silver oxide of primary cell/batteries	8 002	112 786	366 505	10 255 944
8506500000	Lithium of primary cell/batteries	25 980	489 791	1 487 358	34 529 293
8506601000	Air-zinc of primary cell/batterieshaving an external volume ? 300 c	0	28	0	30 770
8506609000	Air-zinc of primary cell/batterieshaving an external volume > 300 c	2 034	48 693	59 660	1 217 534
8506801000	Zinc carbon, having an externalvolume ? 300 cm3 of primary cell/t	0	21	0	7 234
8506802000	Zinc carbon, having an externalvolume > 300 cm3 of primary cell/t	0	8 089	0	582 134
8506809100	Other primary cell/batterieshaving an external volume ? 300 cm3	1 213	88 714	78 754	1 275 523
8506809900	Other primary cell/batterieshaving an external volume > 300 cm3	158 039	1 597 555	5 442 876	48 583 329
8506900000	Parts of primary cells/batteries	118 838	1 344 960	2 879 132	23 629 041
8507101000	Lead-acid, for starting piston enginea kind used for aircraft	21 856	52 122	55 272	1 033 243
8507109200	Lead-acid, for starting piston engineused not for aircraft of height	49 701	531 884	49 620	1 076 289
8507109300	Lead-acid, for starting piston engineused not for aircraft of height	430 977	4 474 171	829 814	13 997 635
8507109900	Oth lead-acid, for start piston engineused not for aircraft of heigh	453 693	3 207 206	1 156 134	9 393 994
8507201000	Oth lead-acid accumulator of a kind usedfor aircraft	8 347	82 027	57 007	486 301
8507209100	Oth lead-acid accumulator of a kind used13 cm < height ? 23 cm	7 924	407 886	51 838	1 489 472
8507209200	Oth lead-acid accumulator of a kind useda height > 23 cm	932 026	8 487 474	3 353 014	29 468 625
8507209300	Oth lead-acid accumulator of a kind usednot for aircraft 13 cm < h	0	6 711	0	113 805
8507209900	Oth lead-acid accumulator of a kind usednot for aircraft a height >	1 181 464	13 243 177	4 790 676	55 430 213
8507301000	Nickel-cadmium of a kind used foraircraft	0	2 589	0	66 538
8507309000	Other nickel-cadmium of a kind used foraircraft	13 236	235 395	75 626	3 283 226
8507401000	Nickel-iron of a kind used for aircraft	0	3	0	102
8507409000	Oth nickel-iron of a kind used foraircraft	21	54 671	171	316 575
8507500000	Nickel metal hydride	9 373	128 321	443 083	4 051 967
8507601000	Lithium ion accumulators of a kind usedlaptops includ notebook, s	3 110	17 150	407 937	1 217 178
8507609000	Other lithium ion accumulators	41 497	592 020	1 103 090	19 785 789
8507801000	Oth accumulator of a kind used foraircraft	133	773	4 980	294 574
8507809100	Other accumulator of a kind used forlaptops including notebook, s	1 005	9 936	8 684	139 025
8507809900	Other accumulator of a kind used not forlaptops including notebo	195 676	4 228 237	868 402	12 791 056
8507901100	Plates of goods of other electricaccumulators, include separators t	49	26 706	973	92 807
8507901900	Other of plate	26 078	74 260	123 294	849 914
8507909100	Other parts of a kind used for aircraft	0	35	0	15 387
8507909200	Battery separators,ready for use ofmaterial other than poly/vinyl c	95 589	1 489 283	554 255	8 797 329
8507909300	Part of goods of electric accumulatorinclude separators thereor, w	18 755	58 743	192 253	1 256 594
8507909900	Oth part of electric accumulator include separators thereor, whett	47 130	1 068 998	267 209	6 247 445
8508110000	Vacuum cleaner with self-contain elcmtra power ? 1500 w, capacit	109 009	1 916 948	641 476	9 402 627
8508191000	Oth vacuum cleaners with self-containedelc.mtr a kind suitable for	6 823	197 550	89 404	891 448
8508199000	Oth vacuum cleaners not for domestic use	18 553	161 859	420 161	1 717 240
8508600000	Other vacuum cleaners	35 571	613 117	132 154	5 393 243
8508701000	Parts of vacuum cleaners capcty ? 20 lor a kind suit.for domestic u	5 095	38 963	142 680	643 682
8508709000	Other parts of vacum clean capcty ? 20 lor a kind suit.for domestic	7 723	82 366	56 137	703 921
8509400000	Food grinder&mixer,fruit/vegetable juiceextract with self-containe	349 756	3 852 148	1 850 997	21 728 501
8509801000	Floor polishers with self-containedelectric motor	41 212	194 430	233 742	925 116
8509802000	Kitchen waste disposerwith self-contained electric motor	5 872	7 388	30 205	69 818
8509809000	Oth electro-mechanic domestic applianceswith self-contained elec	19 569	356 312	167 046	2 235 685
8509901000	Part of goods of floor polishers	16 873	92 629	16 649	230 198
8509909000	Other parts elect. mechanical domestic appliance, with self-cont.e	284 852	4 721 007	669 432	12 795 604
8510100000	Shavers, with self-contained electricmotor	6 179	154 764	19 910	971 748
8510200000	Hair clippers, with self-containedelectric motor	13 957	125 398	37 530	1 204 852
8510300000	Hair-removing appliances, with selfcontained electric motor	1 791	11 400	15 753	228 303
8510900000	Parts of shavers,hair clippers with selfcontained electric motor	12 780	156 666	884 128	11 645 556
8511101000	Sparking plugs suitable for aircraftengines	1	4 309	7	345 987
8511102000	Sparking plugs suitable formotor vehicles engines	19 092	269 920	352 984	3 002 100
8511109000	Other sparking plugs	48 135	479 331	431 373	6 672 714
8511201000	Ignition magnetos, magneto-dynamos,magnetic flywheels for air	168	8 069	6 403	321 921
8511202100	Ignition magnetos, magneto-dynamos,magnetic flywheels unasser	12 110	317 569	126 020	2 481 788
8511202900	Oth ignition magnetos, magneto-dynamos,magnetic flywheels	30 083	561 899	257 773	5 057 949
8511209100	Oth ignition magnetos, magneto-dynamos,magnetic flywheels un	3 139	52 715	135 789	2 612 000
8511209900	Oth ignition magnetos, magneto-dynamos,magtic flywheel not for	6 969	199 564	125 792	2 858 553
8511303000	Other distributors; ignition coils a kinsuitable for aircraft/vehic	2 439	108 770	53 600	1 761 110
8511304100	Unassembled oth.distributor/ignition coila kind suit. for aircraft/v	34 496	445 163	652 930	8 855 677
8511304900	Unassembled distributors/ignition coil	52 373	711 133	946 687	14 004 579
8511309100	Unassembled distributors/ignition coil a kisuit. not for aircraft/v	3 817	5 359	4 073	23 593
8511309900	Oth unassembled distributors/ignition coilsuitable for aircraft/v	31 981	622 542	488 227	9 621 330
8511401000	Starter motors & dual purpose startergenerator of a kind used air	91	3 004	22 346	319 530

I.3. IM POR M ENURUT KOM ODITI / IM PORT BY HS COM M ODITY

*** DESEM BER / DECEM BER 2014 ***

H S	Uraian Komoditi Commodity Description	Berat Bersih / Net Weight (Kg)		Nilai / Value C.I.F (US\$)	
		Bulan ini Current Month	Kumulatif Cum.Jan. to date	Bulan ini Current Month	Kumulatif Cum.Jan. to date
8511402100	Other unassembled starter motors forengine vehicle of car, transp	1 685	33 763	34 694	414 177
8511402900	Oth starter motors&dual purpose startergenerators	7 013	194 380	44 882	2 279 748
8511403100	Assembled starters motor for engine ofvehicles of tractors	600	18 552	16 282	336 069
8511403200	Assembled starters motor for engine ofvehicles of car transport pe	319 923	3 659 740	3 250 300	41 015 100
8511403300	Assembled starters motor for engine ofvehicles of special cars	8 518	52 054	95 169	744 630
8511409100	Other starter motor for engine of transpcars person/goods,spesial	227	15 143	17 287	98 459
8511409900	Other starter motor assembled	45 004	1 148 374	899 106	17 184 984
8511501000	Other generator of a kind used foraircraft engines unassembled	4	2 469	5 645	17 502
8511502100	Other generators unassembled for vehicleengine of car, transport	30 484	38 796	74 068	116 167
8511502900	Other unassembled alternators	3 673	150 670	19 429	861 897
8511503100	Assembled alternators for engine vehicletractors	656	14 534	18 387	245 174
8511503200	Assembled alternators for engine vehicletransportation for perso	351 499	4 560 771	3 152 591	43 038 230
8511503300	Assembled alternators for engine vehicleof special purpose motor	726	81 632	25 142	667 162
8511509100	Other generators for engine vehicle oftransportat'n person/goods	609	19 408	5 112	234 198
8511509900	Other generators	94 063	1 087 417	758 116	14 928 820
8511801000	Other equipment of electrical ignitiona kind used for aircraft	36	946	864	29 867
8511802000	Other equipment of electrical ignitiona kind used for motor vehicl	12 317	1 420 474	155 253	11 812 028
8511809000	Other equipment of electrical ignition	149 800	1 059 452	1 123 212	7 216 357
8511901000	Parts of goods of elect ignition for useaircraft engines	460	8 029	1 874	176 760
8511902000	Parts of goods of elect ignition for usevehicle engine	277 934	4 480 418	3 176 927	60 564 829
8511909000	Parts of goods of elect ignition for usenot for aircraft or vehicle en	140 987	1 038 291	514 899	5 815 306
8512100000	Lighting/visual signalling equipment ofa kind used on bicycles	11 290	254 596	130 813	3 046 588
8512202000	Unassembled lighting/visual signalingequipment	157 489	2 047 169	2 494 053	35 516 358
8512209100	Other lighting/visual signalling equip.for motorcycles	27 150	469 867	110 952	1 919 058
8512209900	Other lighting/visual signalling equip.	523 018	6 780 792	6 511 912	94 307 916
8512301000	Horns and serenes, assembled	63 580	718 645	429 331	4 236 663
8512302000	Unassembled sound signalling equipment	45 619	573 051	1 270 877	16 244 932
8512309100	Other sound signal equip.obstacle detectdevice for vehicles	142	29 711	4 221	606 032
8512309900	Other sound signalling equipment	8 719	225 051	242 454	4 769 755
8512400000	Windscreen wiper, defroster & demisters	131 086	2 376 436	1 035 348	17 306 137
8512901000	Parts of goods of lighting or vis. light	19 291	164 903	304 452	1 655 585
8512902000	Parts of goods of lighting, sound signalor windscreen wpers, defro:	236 445	2 126 090	4 824 221	47 518 174
8513101000	Miners helmet lamps	4 620	172 666	82 801	2 331 200
8513102000	Quarrymens lamps	9 352	114 977	36 538	254 248
8513109000	Other portable electirc lamps	1 079 442	12 435 380	2 772 290	28 312 037
8513901000	Part of portable elect lamp of miner'shelmet or quarrymen's lamp	32	609	40	4 297
8513903000	Parts of flashlights reflectors; switchsliders of plastics	8 661	144 801	170 528	613 332
8513909000	Oth part of portable elect lamp designed	116 966	1 178 536	373 389	2 845 013
8514100000	Resistance heated furnaces and ovens	340 003	6 369 738	1 472 222	31 763 627
8514202000	Electric furnaces or ovens for the mnfcrof printed circuit board/as	39 299	558 521	366 474	1 704 450
8514209000	Oth furnaces/ oven function by inductionor dielectric loss	178 175	2 292 971	1 350 976	22 169 421
8514302000	Oth elect furnace/oven for the manufactrof printed circuit board/;	3 289 761	3 407 906	14 090 560	17 229 001
8514309000	Other furnaces and ovens	109 603	4 944 955	1 294 346	17 525 972
8514400000	Oth equipment for the heat treatment ofmaterials by induction/di	96 440	978 344	1 352 051	20 724 186
8514902000	Part of industrial/laboratory electricfurnaces/ oven for manufact.o	5 601	11 077 508	77 781	7 202 289
8514909000	Other industrial/ lab.elec. furnaces andovens incl.by induction or d	706 687	14 400 847	1 993 788	35 553 372
8515110000	Soldering irons and guns	34 499	264 776	172 881	875 042
8515191000	Mach and app for soldering component onPCB/printed wiring boa	5 719	69 890	400 655	3 029 579
8515199000	Other brazing/ soldering machines andapparatus	12 261	444 272	271 422	9 253 034
8515210000	Mach and app for resistance welding ofmetal, fully or partly autor	233 397	2 640 442	2 299 007	33 877 657
8515290000	Mach and app for resistance welding ofmetal, non-automatic	136 024	2 631 822	695 331	10 834 120
8515310000	Mach and app for arc welding of metal,fully or partly automatic	56 131	1 649 353	1 940 661	37 339 236
8515391000	AC arc welders, transformer type,non- automatic	39 917	341 236	182 261	1 828 898
8515399000	Oth machine and apparatus for arcwelding of metals, not automat	366 726	2 887 581	2 680 366	19 596 665
8515801000	Electric mach & app for hot spraying of metals/sintered metal cart	5 968	142 356	80 733	1 468 356
8515809000	Oth electric mach & app for hot spraying of metals/sintered metal	110 540	718 044	1 240 120	10 577 512
8515901000	Parts of AC arc welder, transformer type	40 440	543 952	1 111 138	5 122 478
8515902000	Part of mach&app for soldering component on PCB/printed wiring	2 447	54 564	188 942	2 700 660
8515909000	Oth electric machines & apparatus	180 951	1 683 382	2 397 497	27 815 466
8516101010	Water dispenser fitted w/ solely waterheater for domestic use	151 839	2 190 556	778 348	12 037 863
8516101090	Water dispenser fitted w/ solely waterheater for other use	136 577	2 288 236	896 459	15 555 247
8516103000	Electric immersion water heaters	119 222	379 193	965 976	2 565 549
8516210000	Storage heating radiators	0	2 010	0	7 535
8516290000	Oth electric space heating apparatusand electric soil heating appa	7 563	72 666	83 105	1 018 348

I.3. IM POR M ENURUT KOM ODITI / IM PORT BY HS COM M ODITY
***** DESEM BER / DECEM BER 2014 *****

H S	Uraian Komoditi Commodity Description	Berat Bersih / Net Weight (Kg)		Nilai / Value C.I.F (US\$)	
		Bulan ini Current Month	Kumulatif Cum.Jan. to date	Bulan ini Current Month	Kumulatif Cum.Jan. to date
8516310000	Hair dryers	27 772	221 051	277 079	2 425 323
8516320000	Other hair-dressing apparatus	33 984	344 240	204 298	2 345 456
8516330000	Hand-drying apparatus	5 891	76 088	178 189	1 447 751
8516401000	Elect. smoothing irons of kind designed to use steam from the indu	2 207	84 625	29 500	469 117
8516409000	Other electric smoothing irons	51 137	661 423	498 045	5 821 083
8516500000	Microwave ovens	88 137	1 204 099	439 161	5 857 094
8516601000	Rice cookers	1 381 463	14 093 290	4 759 161	58 110 406
8516609000	Oth ovens; cookers,cooking plates,boiling rings,grillers & roasters	227 824	2 100 391	1 082 810	9 741 159
8516710000	Coffee/tea makers	23 575	334 859	303 928	4 531 617
8516720000	Toasters	36 143	430 338	202 350	2 446 421
8516791000	Kettles	27 751	356 642	218 354	1 730 038
8516799000	Other electro-thermic appliances	254 986	2 433 514	860 714	13 127 722
8516801000	Elect heatin resistor for type-foundingor type-setting mach;for ind	33 856	787 865	188 785	2 153 800
8516803000	Elect heatin resistor for type-founding/type-setting mach;for dom	21 342	449 619	228 704	4 721 472
8516809000	Other electric heating resistors	46 034	578 466	565 781	8 338 977
8516902100	Sealed hotplates for domestic appliances	10 258	77 419	13 631	152 208
8516902900	Sealed hotplates for other appliances	295 254	3 354 389	638 058	7 346 930
8516903000	Parts of electric instantaneous/ storagewater heaters & immersion	159 630	1 542 380	459 151	4 057 782
8516904000	Part of electric heatin resstor for typefounding/ type-setting mach	256	6 429	94 616	168 350
8516909000	Oth part of electric heating resstor for type-founding/ type-setting i	287 978	4 422 383	2 439 041	37 840 568
8517110000	Line telephone set with cordless handset	974	38 371	26 639	1 309 459
8517120000	Telephones for cellular networksor for other wireless networks	1 296 531	13 783 800	229 107 369	2 906 856 162
8517180000	Other telephone sets	13 071	567 954	472 965	11 498 337
8517610000	Base stations	570 756	5 359 320	32 806 481	522 052 602
8517621000	Radio transmitters/ receivers for simult.interpretaion at multilingual	1 547	48 824	38 519	1 700 172
8517622100	Control & adaptor units, incl. gateways,bridges and routers	149 709	1 377 784	7 967 444	59 312 300
8517622900	Oth control & adaptor units, includinggateways,bridges and router	2 194	743 662	313 500	65 106 146
8517623000	Telephonic or telegraphic switchingapparatus	6 117	71 662	176 856	9 944 656
8517624100	Modems including cable modemsand modem cards	19 635	304 418	1 077 785	21 422 732
8517624200	Concentrators or multiplexers	3 996	177 591	456 793	33 344 541
8517624900	Oth app for carrier-current line systemor for digital line systems	5 866	149 633	9 122 316	94 705 822
8517625100	Wireless LANs	19 974	523 864	884 758	32 073 740
8517625200	Transmission/reception app for simult.interpretaion at multilingual	0	609	0	63 774
8517625300	Oth transmission apparatus for radio-telephony/radio-telegraphy	33 520	787 115	2 518 875	303 665 313
8517625900	Oth transmission app incorporatingreception apparatus; others	3 352	20 358	963 441	5 188 999
8517626100	Oth transmission apparatus for radio-telephony/radio-telegraphy	74 841	196 833	1 085 835	6 391 053
8517626900	Oth transmission apparatus for radio-telephony/radio-telegraphy;	479	14 180	99 149	2 779 373
8517629100	Portable receiver for call,alert/ pagingand paging alert devices, incl	4	2 220	2 619	251 897
8517629200	Portable receiver for radio-telephonyor radio-telegraphy	337	2 741	3 293	50 899
8517629900	Other portable receivers	29 369	235 556	5 723 993	38 217 685
8517690000	Other apparatus for transmission orreception of voices; others	22 393	315 536	2 860 626	9 785 056
8517701000	Parts of control and adaptor unitsincluding gateways, bridges, roui	11 105	227 378	1 076 919	17 703 048
8517702100	Parts of cellular telephones	74 153	572 615	3 752 658	26 785 899
8517702900	Oth parts of control and adaptor unitsincluding gateways, bridges,	15 019	398 942	281 972	18 119 262
8517703100	Oth PCB of goods for line telephonyor line telegraphy; assembled	72	61 603	12 175	9 225 850
8517703200	Oth PCB of goods for radio-telephonyor radio-telegraphy; assembl	0	2 827	0	349 778
8517703900	Oth printed circuit board; assembled	315 842	1 823 936	14 356 001	122 475 776
8517704000	Aerials/ antennae used w/ app. for radio-telephony or radio-telegr.	14 572	670 771	455 348	13 441 175
8517709100	Oth aerials/ antennae of goods for linetelephony or line telegraphy	1 502	48 707	89 009	3 502 776
8517709200	Oth aerials/ antennae of goods for radio-telephony or radio-telegr.	2 629	1 421 032	242 299	75 595 051
8517709900	Other aerials or antennae	74 980	2 378 734	24 425 696	442 505 758
8518101100	Microphones having a frequency rangeof 300 hz to 3.4 khz	3 660	36 791	181 681	1 297 874
8518101900	Other microphones, whether or notwith their stands	73 635	546 480	324 698	3 795 006
8518109000	Other microphones	32 753	311 835	568 989	8 346 036
8518211000	Box type of single loudspeakers,mounted in their enclosures	79 663	816 471	286 142	8 235 823
8518219000	Oth type of single loudspeakersmounted in their enclosures	134 945	1 278 147	919 295	8 305 284
8518221000	Box type of multiple loudspeakers,mounted in their enclosures	127 318	1 527 021	865 737	8 686 660
8518229000	Oth type of multiple loudspeakersmounted in their enclosures	108 537	938 608	592 897	7 216 992
8518292000	Loudspeakers,without enclosure,having a freq 300 hz to 3.4 khz	11 359	304 961	307 823	2 041 224
8518299000	Oth loudspeakers, not mounted intheir enclosure	607 726	7 740 897	3 410 149	41 469 845
8518301000	Headphones	36 670	333 108	459 205	5 294 312
8518302000	Earphones	44 785	426 496	195 454	3 117 551
8518304000	Line telephone handsets	1 117	5 957	27 096	186 378
8518305100	Oth combined microphone/ speaker set,for cellular/wireless teleph	1 943	21 358	16 742	378 924

I.3. IM POR M ENURUT KOM ODITI / IM PORT BY HS COM M ODITY
***** DESEM BER / DECEM BER 2014 *****

H S	Uraian Komoditi Commodity Description	Berat Bersih / Net Weight (Kg)		Nilai / Value C.I.F (US\$)	
		Bulan ini Current Month	Kumulatif Cum.Jan. to date	Bulan ini Current Month	Kumulatif Cum.Jan. to date
8518305900	Oth combined microphone/speaker set,for other puprposes	1 104	33 761	43 195	843 120
8518309000	Other headphones and earphones,combined w/ microphone/spea	24 284	309 707	214 758	3 078 371
8518402000	Audio-freq elec. amplifier used asrepeaters in line telephony	130	2 877	412	42 011
8518403000	Audio-freq elec. amplifier used asrepeaters in oth than line teleph	35	2 669	852	232 734
8518404000	Oth audio-freq elec. amplifier,have 6 ormore input signal line	269	24 787	7 329	1 372 468
8518409000	Other audio-freq elec. amplifier	105 706	1 193 716	605 994	10 673 201
8518501000	Elec. sound ampli. set having powerrating of 240W or more	183	40 220	2 504	227 105
8518502000	Oth elec. sound amplifier w/ loudspeaker50V <= voltage rating <=	4	2 474	599	82 986
8518509000	Oth electric sound amplifier	29 794	357 341	180 486	2 337 806
8518901000	Part of microphone,loudspeaker,telephonehandset,audio-freq ele	174 378	2 954 281	548 911	8 184 108
8518902000	Part of oth audio-freq elec. amplifier,have 6 or more input signal li	1 231	24 019	108 131	1 118 744
8518903000	Part of single/ multiple loudspeaker	50 801	1 748 097	135 108	3 822 196
8518904000	Part of oth loudspeakers, not mounted intheir enclosure	24 504	318 052	37 962	396 888
8518909000	Part of oth electric sound amplifier set	964 979	11 468 866	4 822 347	64 930 254
8519201000	Coins or disc operated record player	0	10	0	27 437
8519202000	Record player operated by others	0	4 275	0	19 927
8519300000	Turntables (record-decks)	0	79	0	8 292
8519500000	Telephone answering machines	124	320	4 236	7 859
8519811000	Pocket size cassette recorders,dimensionnot exceed 170 x 100 x 4	13	1 091	2 679	130 971
8519812000	Cassette recorder,with ampli/loudspeakeroperating only w/ ext. s	0	155	0	9 897
8519813000	Compact disc player	5 920	55 318	49 003	640 285
8519814900	Transcribing machines for other purposes	95	101 058	82	119 318
8519816100	Magnetic tape rcorder incorp sound reprofor cinematography or b	0	269	0	22 109
8519816900	Magnetic tape rcorder incorp sound reprofor other puprposes	0	21	0	1 600
8519817900	Oth sound reproducing app,cassette type,for other puprposes	1 403	17 920	10 275	302 079
8519819900	Oth sound recorder suitable forother puprposes	3 995	82 661	45 171	900 373
8519891100	Cinematographic sound reproducersfor film of a width of less than	0	2 659	0	62 220
8519892000	Record-players with/without loudspeakers	270	781	1 656	9 796
8519899000	Cinematographic sound reproducersfor other puprposes	12 781	137 104	199 793	2 636 992
8521101000	Magnetic tape-type used incinematography or TV broadcasting	0	2 822	0	85 427
8521109000	Magnetic tape-type used in other purpose	28	514	3 046	45 161
8521901100	Laser disc player used incinematography or TV broadcasting	0	9 384	0	156 429
8521901900	Laser disc player used in other purpose	16 811	755 409	171 902	8 584 358
8521909100	Oth magnetic tape-type used incinematography or TV broadcastin	5 777	52 305	55 224	625 264
8521909900	Oth magnetic tape-type used inother puprposes	30 412	947 133	1 214 236	23 396 955
8522100000	Pick-up cartridges	155	6 999	10 076	761 158
8522902000	Printed circuit board assemblies fortelephone answering machine	4 595	10 572	102 461	302 160
8522903000	PCB assemblies for cinematographic soundrecorders or reproduce	8 596	216 805	238 852	6 637 890
8522904000	Audio/video tapedecks and compact discmechanisms	191 534	3 233 686	3 303 171	39 884 720
8522905000	Audio/video reproduction heads, magnetic type; magnetic erasing	0	46 995	0	692 179
8522909100	Oth parts& accessories of cinematographic sound recorders/ reprod	14 070	174 353	104 835	2 253 093
8522909200	Oth parts of telephone answering machine	17 716	105 786	42 589	449 421
8522909300	Oth parts& accessories for sound/audiorecording/ reproducing (ma	105 635	2 494 787	3 995 876	88 146 614
8522909900	Oth parts& accessories for other soundor audio recording/ reprodu	184 723	2 918 713	4 669 554	94 529 346
8523211000	Magnetic media card,incorporating amagnetic stripe; unrecorded	5 620	76 020	166 996	1 753 813
8523219000	Magnetic media card,incorporating amagnetic stripe; recorded	1 375	29 764	447 673	6 140 743
8523291100	Magnetic computer tapes,width <= 4mm;unrecorded	178	3 729	267	27 928
8523291900	Other magnetic tapes,width <= 4mm;unrecorded	79	1 690	608	52 022
8523292100	Magnetic video tapes, width <= 4mm;recorded	1 227	45 810	2 580	60 516
8523292900	Magnetic tapes (oth than video tapes)width <= 4mm; recorded	13	1 003	44 099	123 881
8523293100	Magnetic computer tapes,4mm<width<=6,5mm;unrecorded	0	78	0	5 021
8523293300	Magnetic video tapes,4mm<width<=6,5mm;unrecorded	4	79 552	132	178 076
8523293900	Other magnetic tapes,4mm<width<=6,5mm;unrecorded	1 004	6 685	112 605	651 257
8523294100	Magnetic computer tapes,4mm<width<=6,5mm;recorded	0	30	0	2 294
8523294200	Magnetic tapes, 4mm<width<=6,5mm;recorded,for cinematograp	0	51	0	7 909
8523294300	Oth magnetic video tapes, 4mm<width<=6,5mm;recorded	1	459	3	8 186
8523294900	Oth magnetic computer tapes,4mm<width<= 6,5mm;unrecorded	3	2 314	500	51 554
8523295100	Magnetic computer tapes,width > 6,5mm;unrecorded	61	1 703	6 968	197 884
8523295200	Magnetic video tapes,width > 6,5mmunrecorded	361	3 005	17 207	41 333
8523295900	Oth magnetic tapes, width > 6,5mmunrecorded	69 601	384 527	127 730	1 472 764
8523296100	Magnetic tapes width >6,5mm;recordedfor storage media	0	2 332	0	43 066
8523296200	Magnetic tapes width >6,5mm;recordedfor cinematography	0	8	0	1 718
8523296300	Oth magnetic video tapes, width > 6,5mm;recorded	0	136	0	334
8523296900	Oth magnetic tapes, width > 6,5mm;recorded, for other purposes	0	31 309	0	71 385

I.3. IM POR M ENURUT KOM ODITI / IM PORT BY HS COM M ODITY
***** DESEM BER / DECEM BER 2014 *****

H S	Uraian Komoditi Commodity Description	Berat Bersih / Net Weight (Kg)		Nilai / Value C.I.F (US\$)	
		Bulan ini Current Month	Kumulatif Cum.Jan. to date	Bulan ini Current Month	Kumulatif Cum.Jan. to date
8523297100	Computer hard disc and diskette;unrecorded	29 602	278 706	87 543	672 630
8523297900	Other magnetic discs; unrecorded	14	560	14 424	30 559
8523298100	Magnetic disc for reproducing phenomenant sound/image for co	4 750	91 200	43 255	566 738
8523298200	Magnetic disc for reproducing phenomenant sound/image for ot	0	1	0	16 372
8523298300	Oth magnetic disc reproducing represent.by means of an auto. dat	0	483	0	114 266
8523298490	Other cinematographic films;magnetic	0	66	0	9 020
8523299100	Magnetic media oth than disc forcomputer use;unrecorded	1 819	27 735	3 136	343 162
8523299200	Magnetic media oth than disc forth than computer use;unrecord	0	42	0	13 489
8523299300	Magnetic media oth than disc forcomputer use;recorded	0	41 368	0	1 133 103
8523299400	Magnetic media oth than disc forth than computer use;recorded	557	3 596	350	1 906
8523299500	Oth magnetic media reprod. sound/imageproprietary format stor	0	6 349	0	13 014
8523299900	Other magnetic media (not disc)	1 444	55 599	25 505	1 085 365
8523411000	Optical media, unrecorded, forcomputer use	7 656	394 143	34 600	1 570 614
8523419000	Optical media, unrecorded, forother use	140	17 148	8 737	87 555
8523491100	Disc for laser reading systems forreproducing phenomena not sou	579	813	187 271	308 406
8523491200	Educational, technical, scientific,historical/ cultural disc;sound only	11	181	2 243	31 239
8523491300	Other kind of disc; sound only	7	127	4 323	176 165
8523491400	Disc for laser reading system for repro.represent. of instruct,data,s	506	8 727	276 819	9 774 136
8523491910	Cinematographic film oth than newsreel,travelogues,and oth doc.	0	87	0	53 716
8523491990	Other cinematographic films;optical	69	725	42 000	274 188
8523499100	Oth disc for laser reading systems forreproducing phenomena not	1	2	430 169	437 426
8523499200	Oth disc for laser reading systems forreproducing sound only	0	1	0	3 912
8523499300	Oth disc for laser reading systems forreproducing others	0	36	0	2 605
8523499900	Oth disc for laser reading systems	853	6 299	575 018	2 695 562
8523511100	Solid-state non-volatile storage devicesuitable for computer use;u	21 620	218 576	69 156	656 464
8523511900	Solid-state non-volatile storage devicesfor other use;unrecorded	2 386	47 844	89 854	2 116 214
8523512100	Solid-state non-volatile storage devicesuitable for computer use;u	13 541	101 468	3 471 837	33 669 089
8523512900	Solid-state non-volatile storage devicesfor other use;recorded	599	2 329	7 937	36 871
8523513000	Solid-state non-volatile storage devicesfor repro. data,sound/imag	605	5 679	18 954 783	38 212 338
8523519010	Cinematographic film oth than newsreel,and oth doc. films;semic	0	80	0	24 290
8523519090	Other cinematographic film;semiconductor	271	3 535	69 819	908 675
8523520000	"Smart cards"	72 206	735 803	5 043 758	48 908 942
8523591000	Proximity cards and tags;semiconductor	1 695	22 018	21 796	337 791
8523592100	Oth semiconductor media,unrecorded,suitable for computer use	19	1 305	202	26 958
8523592900	Oth semiconductor media,unrecorded,for other use	673	16 034	4 827	295 248
8523593000	Oth semiconductor media,recordedreproducing phenomena not s	0	3	0	1 363
8523594000	Oth semiconductor media,recordedreproducing others	0	712	0	201 177
8523599000	Other semiconductor media	9	1 197	2 623	156 767
8523804000	Gramophone records;storage device	18	285	4 252	4 722
8523805100	Oth solid-state non-volatil storage dev.;unrecorded,for computer u	6 121	29 512	1 012 050	11 719 985
8523805900	Oth solid-state non-volatil storage dev.;unrecorded,for other use	6	42	945	3 917
8523809100	Oth solid-state non-volatil storage dev.;recorded,reprod. not soun	1	79	134	881
8523809200	Oth solid-state non-volatil storage dev.;recorded,reproducing othe	0	124 634	0	625 119
8523809900	Other solid-state non-volatilestorage device	1 963	12 972	291 500	809 225
8525500000	Transmission apparatus	2 167	18 723	299 063	3 268 367
8525600000	Transmission apparatus incorporatingreception apparatus	5 631	78 296	447 112	23 944 652
8525801000	Web cameras	21 809	167 786	741 076	3 750 830
8525803100	Video camera recorders,used inbroadcasting	2 086	18 338	62 175	1 120 435
8525803900	Video camera recorders,used inother purposes	53 635	422 605	1 357 925	13 085 443
8525804000	Television camera	19 212	201 528	596 733	6 804 932
8525805010	Pocket camera	29 913	455 752	791 354	21 540 590
8525805020	DSLR camera	9 437	93 737	1 206 964	15 834 362
8525805090	Other digital cameras	3 955	325 339	695 273	10 050 465
8526101000	Radar app..ground based,use in civilaircraft,used solely on sea-goi	10 786	82 935	1 914 763	10 284 837
8526109000	Other radar apparatus	11 886	118 291	496 512	6 612 058
8526911000	Radio navigational aid app.,use in civilaircraft,used solely on sea-g	3 764	19 637	120 623	1 625 900
8526919000	Other radio navigational aid apparatus	3 046	50 975	552 442	6 335 261
8526920000	Radio remote control apparatus	29 788	334 448	1 809 139	10 737 651
8527120000	Pocket-size radio cassette-players	96	96	2 993	2 993
8527131000	Oth radio broadcast receiver combined w/ sound recording/reproc	185	174 914	56 408	1 000 337
8527139000	Oth radio broadcast receiver combined w/ sound recording/reproc	124	21 371	21 234	554 928
8527191100	Portable reception app capable of planmanage&monitor the elect	0	20 198	0	25 806
8527191900	Reception app capable of plan,manage&monitor electromag spect	3 318	19 186	47 162	337 714
8527199100	Oth reception app.;portable	0	41 574	0	51 020

I.3. IM POR M ENURUT KOM ODITI / IM PORT BY HS COM M ODITY
***** DESEM BER / DECEM BER 2014 *****

H S	Uraian Komoditi Commodity Description	Berat Bersih / Net Weight (Kg)		Nilai / Value C.I.F (US\$)	
		Bulan ini Current Month	Kumulatif Cum.Jan. to date	Bulan ini Current Month	Kumulatif Cum.Jan. to date
8527199900	Oth reception app.;not portable	6	264	2 224	15 337
8527210000	Radio-broadcast receiver,use ext sourcepower combined with sou	45 818	890 152	2 620 063	48 223 618
8527290000	Radio-broadcast receiver,use ext sourcepower not combined with	14 482	244 945	696 601	9 732 568
8527911000	Oth radio-broadcast receiver,ext sourcepower combined w/ sounc	0	1 202	0	28 882
8527919000	Oth radio-broadcast receiver,ext sourcepower comb. w/ sound rec	40 021	783 507	296 555	6 718 185
8527921000	Oth radio-broadcast receiver,ext sourcepower combined w/ a cloc	0	6 053	0	93 632
8527929100	Oth radio-broadcast receiver;not portablecomb. w/ a clock,mains c	5	1 264	2 578	47 794
8527929900	Oth radio-broadcast receiver;not portablecomb. w/ a clock,operat	0	164	0	6 406
8527991000	Oth radio-broadcast receiver,ext sourcepower combined w/ other	0	1	0	936
8527999100	Oth radio-broadcast receiver;not portablecomb. w/ others,mains o	157	13 737	2 523	183 618
8527999900	Oth radio-broadcast receiver;not portablecomb. w/ others,operate	0	827	0	95 829
8528411000	Colors cathode-ray tube monitor,used inautomatic data processing	4 459	13 147	107 476	249 674
8528412000	B/W cathode-ray tube monitor,used inautomatic data processing	0	6 406	0	29 134
8528491000	Oth color cathode-ray tube monitor,usedin automatic data proces	14 756	152 688	24 070	629 975
8528492000	Oth B/W cathode-ray tube monitor,usedin automatic data proces	5 970	12 373	13 615	231 330
8528511000	Projection type flat panel display unitused in automatic data proce	24 734	207 025	169 261	3 917 602
8528512000	Oth projection type flat panel displayunits, color	165 116	2 781 326	4 218 687	52 586 481
8528513000	Oth projection type flat panel displayunits, B/W	0	19 453	0	614 601
8528591000	Other monitor, colour	33 447	440 724	2 114 961	23 298 115
8528592000	Other monitor, B/W	51 413	817 183	160 222	1 402 852
8528611000	Projector,flat panel display type use inautomatic data processing s	6 370	64 650	422 683	4 124 433
8528619000	Oth projector,flat panel display type,used in automatic data proce	32 749	210 941	2 112 931	14 126 329
8528691000	Oth projector,have capability ofprojecting on a screen >=300 inch	1 069	7 453	6 575	744 757
8528699000	Oth projector,have capability ofprojecting on a screen <300 inches	9 059	77 084	185 215	2 869 618
8528711100	Set top box which have a communicationfunctions, mains operate	40	34 099	1 558	1 611 569
8528711900	Set top box which have a communicationfunctions, operated by ot	5 261	39 911	86 775	963 375
8528719100	Oth set top box, have a communicationfunctions, mains operated	0	932 559	0	1 824 355
8528719900	Oth set top box, have a communicationfunctions, operated by oth	12 712	106 318	10 770	245 546
8528721000	Oth reception app. for TV,colour,battery operated	0	3 803	0	115 903
8528729100	Cathode-ray tube type	0	82 332	0	123 758
8528729200	LCD,LED,and oth flat panel display type	345 353	7 942 115	9 323 727	192 314 199
8528729900	Oth reception app. for TV,colour,not battery operated	1 496	46 664	143 711	1 466 824
8528730000	Oth reception apparatus for TV, B/W	132	1 191	16 770	70 391
8529102100	Parabolic aerial reflector dishes for TVreception	411 785	7 982 686	1 526 588	24 327 296
8529102900	Oth parabolic aerial reflector dish forTV reception	44 550	1 048 658	406 404	4 842 265
8529103000	Telescopic, rabbit & dipole antennae forTV or radio receivers	75 128	996 101	771 559	9 875 948
8529104000	Aerial filters and separators	160 989	845 265	1 203 799	9 018 399
8529106000	Feed horns (wave guide)	51 771	1 200 464	144 024	4 695 250
8529109200	Oth aerials& aerials reflector,used withtransmission app. for radio-	254 895	3 864 894	587 498	6 732 928
8529109900	Oth aerials& aerials reflector,used withtransmission app. for oth pt	57 168	378 552	2 169 831	31 618 319
8529902000	Part of decoder for use w/ transmission,radar&reception app. ,mo	111 849	1 775 315	673 284	9 224 318
8529904000	Part of digital/video camera,use withtrans.,radar&recept. app.,mo	13 626	216 248	1 412 224	8 198 316
8529905100	Oth printed circuit board; assembled,for transmission apparatus	345	1 654	147 080	267 370
8529905200	Oth printed circuit board; assembled,for radio-broadcast receiver	40 200	592 313	240 636	3 694 743
8529905300	Oth printed circuit board; assembled,for flat panel display monitor	196 410	2 236 171	4 845 680	63 539 492
8529905400	Oth printed circuit board; assembled,for TV receivers	60 962	1 406 444	1 027 542	28 711 780
8529905500	Oth printed circuit board; assembled,for other monitor/projector	2 568	32 938	20 201	465 885
8529905900	Oth printed circuit board; assembled,for other goods	109 439	2 439 536	20 944 768	239 557 776
8529909100	Oth printed circuit board;not assembled,for television receivers	263 616	4 223 226	14 881 380	203 569 643
8529909400	Oth printed circuit board;not assembled,for flat panel display	1 044 341	15 412 566	35 922 005	477 112 983
8529909900	Oth printed circuit board;not assembled,for other goods	194 299	4 545 278	2 973 409	56 943 594
8530100000	Equipment for railways and tramways	4 526	72 661	383 786	15 211 982
8530800000	Equipment for roads,inland waterways,parking facility,port install..	11 091	154 482	319 742	6 908 248
8530900000	Part of equipment railways,tramways,road,waterway,parking facil	7 068	66 317	31 084	1 135 911
8531101000	Burglar alarms	21 273	124 482	185 181	1 143 470
8531102000	Fire alarms	13 915	303 631	357 069	5 295 822
8531103000	Smoke alarms;portable personal alarm(shrill alarm)	4 276	82 039	52 123	1 131 904
8531109000	Other alarms and similar apparatus	162 929	762 557	1 974 662	17 163 264
8531200000	Indicator panel incorporating LCD/LED	136 368	1 386 963	6 420 190	63 804 463
8531801100	Door bells and other door soundsignalling apparatus	1 398	76 256	3 638	595 664
8531801900	Other electronic bells and soundsignalling apparatus	16 674	238 008	456 916	6 132 583
8531802100	Vacuum flourescent display panels	2 893	3 452	200 625	281 757
8531802900	Oth flat panel displays (includingelectroluminescence,plasma,& oth	26 296	130 812	398 281	4 707 929
8531809000	Other electric sound/ visual signallingapparatus	8 967	229 233	265 797	4 605 136

I.3. IM POR M ENURUT KOM ODITI / IM PORT BY HS COM M ODITY
***** DESEM BER / DECEM BER 2014 *****

H S	Uraian Komoditi Commodity Description	Berat Bersih / Net Weight (Kg)		Nilai / Value C.I.F (US\$)	
		Bulan ini Current Month	Kumulatif Cum.Jan. to date	Bulan ini Current Month	Kumulatif Cum.Jan. to date
8531901000	Part of panel indicator,electric sound/visual signalling app,flat pan	912	66 199	102 184	4 537 832
8531902000	Part of door bell/other door soundsignalling apparatus	40	1 579	2 188	39 135
8531903000	Part of other bells/sound signallingapparatus	262	4 351	8 984	157 609
8531909000	Part of other electric sound or visualsignalling apparatus	28 408	299 533	598 292	8 685 770
8532100000	Fixed capacitor desgned for use in 50/60Hz circuit, reactive power	116 830	1 513 585	1 839 062	26 635 548
8532210000	Tantalum	2 091	55 225	364 865	4 579 638
8532220000	Aluminium electrolytic	157 467	1 457 283	3 317 033	37 445 558
8532230000	Ceramic dielectric,single layer	10 395	419 584	676 973	14 011 449
8532240000	Ceramic dielectric,multi layer	33 778	685 079	1 951 893	33 673 408
8532250000	Dielectric of paper or plastic	45 259	490 030	473 037	4 730 861
8532290000	Other fixed capasitor	239 231	3 137 382	4 026 695	60 710 363
8532300000	Variable/adjustable (pre-set) capacitors	51 316	829 937	1 846 769	15 518 950
8532900000	Parts of fixed electrical capasitor	112 982	2 167 167	2 407 273	44 142 119
8533101000	Fixed carbon resistors, composition/filmtype; surface mounted	10 034	163 411	1 244 324	9 598 401
8533109000	Fixed carbon resistors, composition/filmtype; not surface mounter	50 742	695 625	2 013 442	26 813 759
8533210000	Oth fixed resistors for a power handlingcapacity not exceeding 20W	32 562	413 521	1 423 445	19 229 652
8533290000	Oth fixed resistors for a power handlingcapacity exceeding 20W	45 804	482 504	1 989 419	24 420 832
8533310000	Wirewound variable resistors, rheostats,for a power handling capæ	138	3 127	9 093	93 602
8533390000	Wirewound variable resistors, rheostats,for a power handling capæ	4 175	166 070	176 370	2 401 879
8533400000	Other variable resistors, includingrheostats and potentiometers	39 087	591 493	1 111 108	18 282 463
8533900000	Parts of fixed resistors	143 445	1 589 480	5 697 622	63 339 223
8534001000	Printed circuits, single-sided	119 082	1 392 035	3 456 478	38 777 299
8534002000	Printed circuits, double-sided	20 015	263 727	1 787 676	35 347 591
8534003000	Printed circuits, multi-layer	34 268	369 360	1 335 228	14 817 024
8534009000	Other printed circuits	1 968 703	8 395 836	19 911 148	282 392 644
8535100000	Fuses, for a voltage > 1000V	136 346	688 981	498 012	8 459 476
8535211000	Automatic circuit breakers for a voltage< 72,5 KV; moulded case ty	224	32 083	15 585	880 672
8535219000	Automatic circuit breakers for a voltage< 72,5 KV; other type	159 857	1 338 308	2 130 373	30 413 171
8535290000	Automatic circuit breakers for a voltage>= 72,5 KV	55 283	1 963 307	796 922	25 974 158
8535301100	Disconnecter having a voltage < 36 KV	633	8 174	77 128	902 723
8535301900	Disconnecter having a voltage >= 36 KV	31 320	346 243	560 671	4 350 885
8535302000	Isolating switch& make-and-break switchfor a voltage of >= 66 KV	1 084	278 761	29 140	2 491 924
8535309000	Isolating switch& make-and-break switchfor a voltage of < 66 KV	47 127	946 428	1 061 041	15 168 087
8535400000	Lightning arresters,voltage limiters andsurge suppressors	65 076	570 822	486 588	8 664 915
8535901000	Bushing and tap changer assemblies for electricity distrib/power tr	16 174	499 332	988 441	14 467 226
8535909000	Oth bushing and tap changer assembl. for electricity distrib/power	722 730	3 734 442	8 437 319	48 577 766
8536101100	Thermal fuses glass type for use inelectris fans	8 780	87 171	309 319	2 712 362
8536101200	Thermal fuses glass type for use inothers, for a current of less thar	2 295	40 203	75 788	919 139
8536101300	Fuse blocks,of a kind used for motorvehicles	5 169	62 072	156 537	1 730 602
8536101900	Oth thermal fuses glass type	37 478	931 059	565 401	14 652 574
8536109100	Oth fuses for use in electric fans	9 116	94 673	229 281	2 354 603
8536109200	Oth fuses for use in other,for a currentof less than 16 A	1 756	6 747	31 229	268 241
8536109300	Oth fuse blocks,of a kind used for motorvehicles	41 675	264 820	855 230	5 307 154
8536109900	Other fuses	108 624	1 233 045	1 860 939	31 149 758
8536201100	Automatic circuit breaker;moulded case,for a current of less than	2 364	83 448	75 784	1 288 762
8536201200	Automatic circuit breaker;moulded case,for a current >16A but <=	1	44 950	1	107 100
8536201300	Automatic circuit breaker;moulded case,for a current >32A but <=	420	8 634	7 902	139 358
8536201900	Automatic circuit breaker;moulded case,for a current >1000A	61 855	839 243	1 553 776	14 799 362
8536202000	Automatic circuit incorporated intoelectro-thermic domestic appli	24	11 514	7 181	113 240
8536209100	Automatic circuit incorporated into oth,a current < 16A	24 717	136 758	104 590	1 403 664
8536209900	Automatic circuit incorporated into oth,a current >= 16A	105 797	1 483 612	2 182 041	25 635 962
8536301000	Lightning arresters for protectingelectrical circuits	2 322	110 348	107 320	1 811 481
8536302000	Electrical circuit protector used inradio equipment/electric fans	325	11 292	7 200	102 846
8536309000	Oth apparatus for protecting electricalcircuits	31 309	751 099	1 227 157	22 865 188
8536411000	Digital relays,voltage <= 60V	13 592	369 507	388 550	8 242 848
8536412000	Relays used in radio equipment,voltage <= 60V	0	3	0	90
8536413000	Relays used in electric fans,voltage <= 60V	4	72	882	4 207
8536414000	Oth relays,voltage <= 60V,a current <16A	64	4 678	2 121	52 374
8536419000	Relays used in other equipment,voltage <= 60V	57 178	877 205	1 325 999	19 834 456
8536491000	Digital relays,voltage > 60V	5 408	67 750	262 212	2 856 396
8536499000	Other relays,voltage > 60V	219 516	2 281 259	5 586 185	51 625 174
8536502000	Over-current and residual-currentautomatic switches	52 532	607 800	606 690	10 151 127
8536503200	High inrush switch used in electric fansor radio equipment	15 908	160 951	91 083	1 071 610
8536503300	High inrush switch,of a rated currentcarrying capacity < 16A	1 719	23 652	93 494	492 998

I.3. IM POR M ENURUT KOM ODITI / IM PORT BY HS COM M ODITY
***** DESEM BER / DECEM BER 2014 *****

H S	Uraian Komoditi Commodity Description	Berat Bersih / Net Weight (Kg)		Nilai / Value C.I.F (US\$)	
		Bulan ini Current Month	Kumulatif Cum.Jan. to date	Bulan ini Current Month	Kumulatif Cum.Jan. to date
8536503900	Other high inrush switches	96 293	1 477 421	1 301 366	25 090 606
8536504000	Miniature switches for rice cookers or oven toasters	0	749	0	23 865
8536505100	Electronic AC switch, voltage <= 1000V, for a current < 16A	37 415	309 151	317 992	3 385 809
8536505900	Electronic AC switch, voltage <= 1000V, for a current >= 16A	40 988	434 204	426 807	7 798 367
8536506100	Make & break switch used in domestic elec. wiring, <= 500V, for a cur	115	154 870	1 372	762 895
8536506900	Make & break switch used in domestic elec. wiring, <= 500V, for a cur	7 610	136 558	368 646	5 447 343
8536509200	Oth make & break switch used in domestic elec. wiring, > 500V, use in	6 080	27 216	8 304	217 233
8536509500	Oth make & break switch, > 500V, starters for electric motors or fuse	2 120	88 349	61 627	2 707 499
8536509900	Oth make & break switch, > 500V	241 858	3 706 698	5 801 972	89 374 217
8536611000	Lamp holder used for compact lamps or halogen lamps	190	111 038	1 898	426 848
8536619100	Lamp holder used for oth lamps, a current < 16A	36 893	222 738	92 595	541 013
8536619900	Lamp holder used for oth lamps, a current >= 16A	164 697	1 267 173	347 039	2 847 502
8536691200	Telephone plugs for a current < 16A	9 130	113 971	80 029	1 256 094
8536691900	Telephone plugs for a current <= 16A	32 408	341 937	1 011 754	10 629 753
8536692200	Audio/video & cathode ray tube socket for TV/radio receiver, a curr	1 188	36 815	25 652	335 993
8536692900	Audio/video & cathode ray tube socket for TV/radio receiver, a curr	2 111	633 117	181 290	5 998 221
8536693200	Socket & plug for co-axial cable & printed circuits, for a current < 16A	6 935	99 674	21 962	729 573
8536693900	Socket & plug for co-axial cable & printed circuits, for a current >= 16A	51 881	1 617 714	698 814	10 280 947
8536699200	Oth socket & plug, for a current < 16A	51 202	367 094	152 906	1 407 406
8536699900	Oth socket & plug, for a current >= 16A	7 919	322 833	286 285	5 323 935
8536701000	Connector for optical fibres, opt. fibres bundles or cables; ceramics	923	16 416	22 115	329 399
8536702000	Connector for optical fibres, opt. fibres bundles or cables; copper	12 076	133 687	513 493	5 748 617
8536709000	Oth connector for optical fibres, optical fibres bundles or cables	46 390	982 401	1 291 419	31 487 908
8536901200	Connection & contact elements for wires & cables; wafer probers; cur	47 511	496 841	610 584	9 310 080
8536901900	Connection & contact elements for wires & cables; wafer probers; cur	319 702	4 270 652	9 639 533	128 016 749
8536902200	Junction boxes, for a current < 16A	75	1 410	11 503	159 287
8536902900	Junction boxes, for a current >= 16A	204 526	2 161 019	8 651 109	55 985 051
8536903200	Cable connector, connector/adaptor for co-axial cable, commutator	25 035	239 856	346 429	5 027 128
8536903900	Cable connector, connector/adaptor for co-axial cable, commutator	601 106	6 918 117	17 051 209	214 178 638
8536909300	Telephone patch panels	13	24 671	948	377 437
8536909400	Oth cable connector, for a current < 16A	10 530	360 788	414 210	12 661 081
8536909900	Oth cable connector, for a current >= 16A	632 192	8 759 829	16 326 308	227 005 691
8537101100	Control panel use in distributed control system; voltage < 1000V	226 290	1 535 820	1 681 358	39 962 070
8537101200	Control panel fitted w/ a programmable processor; voltage < 1000V	4 195	202 502	327 077	7 602 198
8537101300	Control panel for AC, refriger., wash. mach., vacuum cleaner, mixer, wa	222 087	1 353 010	1 913 969	11 234 075
8537101900	Other control panel	227 015	11 902 993	4 390 821	50 392 227
8537102000	Distribution board used w/ auto. data process. mach., telep. sets, tran	59 626	1 821 557	1 136 608	27 900 724
8537103000	Programmable logic controllers for auto-mach for trans. for semic	7 469	363 142	783 679	16 640 798
8537109100	Switchboard used in radio equipment or electric fans	17 706	510 628	458 707	16 208 710
8537109200	Switchboard use in distributed control systems	163 715	400 845	725 365	8 141 743
8537109900	Switchboard use for other purposes	252 016	5 085 096	6 399 519	103 083 901
8537201100	Switchboards incorp. elect instrum for break, connect/protect elect	6 738	528 757	534 015	10 005 710
8537201900	Switchboards incorp. elect instrum for break, connect/protect elect	174 087	1 988 952	977 450	26 868 284
8537202100	Control panels incorp. elect instrum for break, connect/protect elec	27 898	413 008	1 294 993	9 267 322
8537202900	Control panels incorp. elect instrum for break, connect/protect elec	3 053	1 399 619	95 806	17 229 167
8537209000	Oth board for elect. control for voltage > 1000 volt	3 648 758	12 777 740	23 927 165	136 051 343
8538101100	Parts of programmable logic controllers, <= 1000V; for semiconductor	2 577	22 923	76 528	1 148 802
8538101200	Oth part of programmable logic controller used in radio equipment, <	215	2 930	8 366	812 520
8538101900	Oth part of programmable logic controller used in other equipment,	111 186	1 024 930	903 898	9 348 458
8538102100	Parts of programmable logic controllers, > 1000V; for semiconductor	2 146	37 662	144 159	1 778 767
8538102200	Oth part of programmable logic controller used in radio equipment, >	0	1 547	0	16 178
8538102900	Oth part of programmable logic controller used in other equipment,	21 348	359 272	164 337	3 993 440
8538901100	Part incl. printed circuit assemblies of telep. plug; connect & contact; <=	34 213	464 083	1 176 316	25 876 873
8538901200	Part of switch, socket & plug for coaxial cable, and oth apparatus, <=	147 237	1 536 928	3 115 889	35 488 110
8538901300	Part of distribution boards, <= 1000V	213	64 653	45 552	393 865
8538901900	Oth part of electric switch, socket & plug, <= 1000V	372 006	2 664 816	3 938 234	45 905 004
8538902100	Part incl. printed circuit assemblies of telep. plug; connect & contact; >1	2 828	34 941	46 711	1 001 389
8538902900	Oth part incl. printed circuit assemblies of telep. plug; connect & contac	506 578	5 711 382	13 560 991	124 869 918
8539101000	Sealed beam lamp units for motor vehicles	53 576	866 738	665 779	8 702 547
8539109000	Sealed beam lamp units for others	8 323	228 228	149 576	2 609 399
8539212000	Tungsten halogen used in medical equipment	10	2 359	2 958	25 260
8539213000	Tungsten halogen used for motor vehicles	56 664	1 042 353	603 846	12 778 209
8539214000	Other reflector lamp bulbs of tungsten halogen	3 944	61 453	176 478	1 137 778
8539219000	Other tungsten halogen	45 943	311 870	408 692	10 744 600

I.3. IM POR M ENURUT KOM ODITI / IM PORT BY HS COM M ODITY
***** DESEM BER / DECEM BER 2014 *****

H S	Uraian Komoditi Commodity Description	Berat Bersih / Net Weight (Kg)		Nilai / Value C.I.F (US\$)	
		Bulan ini Current Month	Kumulatif Cum.Jan. to date	Bulan ini Current Month	Kumulatif Cum.Jan. to date
8539222000	Oth filament lamp,not tungsten halogen,pwer<=200W & >100V,fo	52	135	609	4 160
8539223000	Oth reflector lamp bulbs,not tungstenhalogen, power <=200W & v	1 033	53 625	19 124	715 901
8539229000	Oth filament lamp,not tungsten halogen,power<=200W & voltage:	142 598	1 101 442	476 441	4 247 388
8539291000	Other filament lamps, excl UV/infraredlamps,for medical equipme	78	8 272	7 874	230 891
8539292000	Other filament lamps, excl UV/infraredlamps,for motor vehicles	143 785	1 397 843	2 030 548	26 320 106
8539293000	Other reflector lamp bulbs,excl UV/infrared lamps,for oth purpose	5 324	211 914	153 813	2 042 717
8539294100	Flashlight bulb;miniature indictor bulb, rated <=2,25V, for medical	1	367	177	32 097
8539294900	Flashlight bulb;miniature indictor bulb, rated <=2,25V, for other pu	4 811	52 742	143 602	1 245 292
8539295000	Oth filament lamp excl UV/Infrared lamp, capacity >200W & <=300	869	28 440	1 656	121 606
8539296000	Oth filament lamp excl UV/Infrared lamp, capacity <=200W, voltaç	1 025	11 740	18 897	408 605
8539299000	Other filament lamps, excluding UV orinfra-red lamps	118 828	1 263 513	833 385	7 475 752
8539311000	Tubes for compact fluorescent lamps offluorecent, hot cathode, no	162 044	1 253 169	491 570	5 373 351
8539319010	Tube lamps of fluorecent, hot cathode,not UV lamps	24 026	570 649	116 526	2 943 397
8539319020	Compact fluorescent lamps of fluorecent, hot cathode, not UV lam	899 251	13 422 111	8 707 658	129 992 927
8539319090	Oth discharge lamps excl UV lamps offluorecent, hot cathode	14 812	60 176	47 026	477 797
8539320000	Mercury/ sodium vapour lamps;metal halidelamps excl UV lamps	27 542	348 873	490 165	6 326 121
8539391000	Tubes for compact fluorescent lamps,coldcathode types, not UV la	56 805	356 065	119 868	661 988
8539393000	Discharge lamps other fluorescent lamp,cold cathode types, not U	666	15 114	5 065	219 296
8539399000	Other discharge lamps, other than UVlamps, cold cathode types	117 816	945 429	1 052 743	8 681 070
8539410000	Arc lamps	28	2 251	6 049	286 581
8539490000	Ultra-violet/infra-red lamps	52 564	4 522 752	710 442	19 009 249
8539901000	Aluminium end cap for fluoresc lamp;alum screw caps for incande:	49 480	888 669	179 658	3 386 187
8539902000	Parts of elect filament/ discharge lampsof kind used for motor vehi	11 462	86 404	109 401	744 204
8539909000	Oth part of elect filament/ discharge lamps; part of arc-lamps	985 248	8 940 537	1 942 253	41 444 487
8540110000	Color cathode-ray television picturetube incl video monitor cathoc	178 168	4 445 613	343 353	8 093 143
8540120000	Monochrome cathode-ray TV picture tube,incl video monitor cath	0	1	0	15
8540200000	TV camera tubes; image converters andintensifiers; other photo-c	11	17 253	3 709	199 739
8540401000	Data/ graphic display tubes,color, used for articles of heading 85.2!	0	748	0	24 660
8540409000	Data/ graphic display tubes,monochrome,used for articles of headi	3	3 826	115	143 052
8540600000	Other cathode-ray tubes	148	602	792	31 658
8540710000	Magnetrons	85	6 875	63 136	568 787
8540790000	Microvawe tubes, not magnetrons, exclgrid-controlled tubes	2	1 009	330	172 445
8540810000	Receiver/ amplifier valves and tubes	401	11 904	12 858	251 034
8540890000	Other valves and tubes	1 926	54 418	29 823	598 712
8540910000	Parts of cathode-ray tubes	404	467 025	29 662	5 504 399
8540991000	Parts of microwave tubes	1 340	26 194	11 094	198 838
8540999000	Other parts of thermionic,cold cathodeor photo cathode valves an	0	15 121	0	466 803
8541100000	Diodes, other than photosensitive/ lightemitting diodes	92 106	1 434 125	7 815 670	115 834 937
8541210000	Transistor oth than photosensitivewith a dissipation rate of <1 W	39 877	434 921	2 715 863	25 709 088
8541290000	Transistor oth than photosensitivewith a dissipation rate of >=1 W	105 752	1 601 852	4 045 937	63 813 708
8541300000	Thyristors,diacs and triacs, other thanphotosesintive devices	24 716	254 676	1 130 151	19 998 801
8541401000	Light emitting diodes	51 550	1 002 475	7 802 275	125 200 361
8541402100	Photovoltaic cells, not assembled	78 372	384 717	429 369	4 056 678
8541402200	Photovoltaic cells, assembled in modulesor made up into panels	112 614	742 329	635 965	5 119 377
8541402900	Oth photocells, including photodiodes & phototransistors	9 156	198 203	397 665	7 347 093
8541409000	Oth photosensitive semiconductor devices	67 930	743 567	2 584 916	24 897 753
8541500000	Other semiconductor devices	30 949	416 281	3 627 687	59 539 523
8541600000	Mounted piezo-electric crystals	12 500	288 720	1 010 663	16 675 015
8541900000	Parts of diodes,transistors & similar;photosensitives semiconduct	54 874	272 154	1 623 767	10 748 314
8542310000	Processor & controller of electronicsintegrated circuits	234 315	3 445 140	30 645 273	302 135 206
8542320000	Memories of electronic integratedcircuits	38 423	667 667	7 882 169	88 014 666
8542330000	Amplifiers of electronic integratedcircuits	16 453	321 371	1 754 146	16 663 922
8542390000	Other electronic integrated circuits	317 165	4 822 668	71 569 534	1 098 874 071
8542900000	Parts of electronic integrated circuits	54 960	1 167 099	3 004 527	66 819 001
8543100000	Particle accelerators	4 316	35 435	569 275	8 351 718
8543200000	Signal generators	10 149	35 843	141 476	1 515 338
8543302000	Wet processing equip. for the applic. by immersion of chemical/el	128	18 166	1 410	359 121
8543309000	Oth machine& apparatus for electroplating,electrolysis/ electropho	131 847	1 784 757	3 703 372	21 955 815
8543701000	Electric fence energisers	25 665	234 743	145 288	969 170
8543702000	Remote control apparatus, other thanradio remote control appare	189 234	2 424 718	2 887 022	39 239 942
8543703000	Electrical machines with translation ordictionary functions	465	7 748	76 650	701 292
8543704000	Equip/ machine for removal dust particle& curing material by UV li	36 877	3 897 426	804 656	9 966 196
8543705000	Integrated receiver/ decoder (IRD) fordirect broadcast multimedia	37 701	1 939 184	267 590	19 283 397
8543709000	Oth electrical machines & apparatus,having individual fuctions	596 315	4 387 087	6 915 620	85 833 957

I.3. IM POR M ENURUT KOM ODITI / IM PORT BY HS COM M ODITY
 *** DESEM BER / DECEM BER 2014 ***

H S	Uraian Komoditi Commodity Description	Berat Bersih / Net Weight (Kg)		Nilai / Value C.I.F (US\$)	
		Bulan ini Current Month	Kumulatif Cum.Jan. to date	Bulan ini Current Month	Kumulatif Cum.Jan. to date
8543901000	Parts of particle accelerators or signal generators	25	2 873	4 087	183 579
8543902000	Part of wet processing equip for applic.by immersion of chemical/	200	2 084	16 551	54 437
8543903000	Parts of electrical machines with translation or dictionary functions	37	403	7 652	26 869
8543904000	Part of equip/machine for removal dust particle & curing material	70 424	232 849	153 294	495 977
8543905000	Part of Integrate receiver/decoder (IRD)for direct broadcast multir	3 051	94 125	9 986	474 638
8543909000	Parts of oth electrical machines and apparatus, having individual fu	174 645	1 922 912	936 653	23 536 044
8544111000	Winding wire of copper, w/ an outer coating of lacquer or enamel	275 974	3 302 157	3 069 437	31 975 332
8544112000	Winding wire of copper, w/ an outer coat/ cover w/ paper, textile m	57 081	681 238	1 020 281	10 776 565
8544119010	Winding wire of copper, laquer/ enamelled & cover with paper, tex	24 863	456 025	348 666	6 163 498
8544119020	Winding wire of copper, rect cross-sect. and without connectors	165 950	1 670 122	1 773 596	15 082 410
8544119090	Other winding wire of copper	27 910	304 187	526 787	4 384 411
8544190010	Winding wire not of copper, laquered or enamelled	37 524	687 886	350 738	4 881 630
8544190020	Manganese resistance wire	18 762	356 694	117 668	1 932 937
8544190090	Winding wire not of copper, not lacquered/ enamelled, not mangane	114 227	1 134 319	1 772 720	14 725 183
8544201100	Co-axial cable/ elec; fitted w/ connector; <=66.000V; insulated w/ ru	185 628	1 479 765	635 202	6 150 643
8544201900	Co-axial cable/ elec; fitted w/ connector; <=66.000V; insulate not w/	359 542	7 463 911	3 896 200	71 913 191
8544202100	Co-axial cable/ elec; unfitted w/ conectr; <=66.000V; insulated w/ ru	122 563	2 218 879	725 010	8 732 358
8544202900	Co-axial cable/ elec; unfitted w/ conectr; <=66.000V; insulate not w/	988 322	10 032 254	6 552 517	51 811 420
8544203100	Co-axial cable/ elec; fitted w/ connector; >66.000V; insulated w/ rub	30 214	354 108	261 062	3 182 200
8544203900	Co-axial cable/ elec; fitted w/ connector; >66.000V; insulate not w/ r	7 838	3 126 614	74 881	6 299 518
8544204100	Co-axial cable/ elec; unfitted w/ conectr; >66.000V; insulated w/ rub	220 180	384 504	1 133 930	2 447 383
8544204900	Co-axial cable/ elec; unfitted w/ conectr; >66.000V; insulate not w/ r	201 103	4 296 350	1 553 385	27 416 580
8544301200	Wiring harness for motor vehicle; of head 87.02, 87.03, 87.04/ 84.11; j	200 758	2 652 592	3 912 952	49 262 767
8544301300	Wiring harness for motor vehicle; excl head 87.02, 87.03, 87.04/ 84.11;	49 122	356 704	460 411	5 110 219
8544301400	Wiring harness for motor vehicle; of head 87.02, 87.03, 87.04/ 84.11; n	5 998	73 984	190 681	1 582 764
8544301900	Wiring harness for motor vehicle; excl head 87.02, 87.03, 87.04/ 84.11;	28 703	256 768	493 221	5 367 625
8544309100	Ignition wiring sets, not wiring set, used in vehicle, aircraft/ ship; insul	52 112	495 625	732 067	8 596 040
8544309900	Ignition wiring sets, not wiring set, used in vehicle, aircraft/ ship; no ir	469 109	4 446 053	2 803 670	45 427 225
8544421100	Telephone, telegraph, radio relay cable submarine, fitted w/ conne	147 298	298 060	3 643 795	5 062 875
8544421200	Telephone, telegraph, radio relay cable not submarine, fitted w/ co	2 560	30 985	25 263	493 037
8544421900	Oth elect conductor, fitted w/ connector; used for communication, i	54 913	1 422 555	1 659 993	24 278 952
8544422100	Telephone, telegraph, radio relay cable submarine, fitted w/ cnecto	488	5 630	26 367	229 891
8544422200	Telephon, telegraph, radio relay cable; not submarine, fitted w/ cnecto	1	24 616	78	347 600
8544422900	Oth elect conductor, fitted w/ connector; used for communication, i	35 097	523 097	326 131	6 495 839
8544423200	Battery cable; <=1000V; insulate w/ rubber for vehicle head 87.02, 8	1	119	78	3 649
8544423300	Battery cable; <=1000V; insulate w/ rubber for vehicle head 87.02, 8	975	11 195	22 242	246 555
8544423400	Battery cable; <=1000V, insulate w/ rubber for vehicle head 87.02, 8	115	290	413	4 581
8544423900	Battery cab; <=1000V; no insulate w/ rubber for vehicle head 87.02, 8	8 507	52 900	68 852	504 188
8544429100	Electrical cables insulated w/ plastic diameter <=19,5 mm, use for tel	312 227	3 253 093	2 053 773	37 591 188
8544429200	Electrical cables insulated w/ plastic diameter >19,5 mm, use for tel	200 440	1 160 685	1 208 146	9 174 200
8544429910	Car cigarettes lighters adapters	830	39 291	11 492	1 224 506
8544429990	Oth elect conductor, fitted w/ connector, used for telecommunicati	145 252	2 590 793	1 231 016	21 294 125
8544491100	Telephone, telegraph, radio relay cable submarine, not fitted w/ co	2 868	57 828	34 488	456 962
8544491200	Telephone, telegraph, radio relay cable not submarine, not fit w/ cr	1	12 414	43	127 840
8544491900	Oth elect conductor, not fit w/ connector; used for communication, v	185 738	2 941 948	1 334 007	23 033 286
8544492100	Shielded wire for mnfact. of auto-wiring harnesses, not for commur	832 521	8 304 104	8 370 526	82 581 119
8544492200	Electrical cables insulated w/ plastic diamtr <=19,5 mm, not use for	6	218 274	25	379 281
8544492300	Electrical cables insulated w/ plastic diamtr >19,5 mm, not use for te	1 301	803 494	25 908	2 539 172
8544492900	Oth electric conductors, not fitted w/ connector, not for telecommunc	82 555	2 430 744	645 199	16 166 696
8544493100	Telephone, telegraph, radio relay cable submarine, for communic, 80V	9	1 133	260	17 030
8544493200	Oth elect connector, fitted w/ connector for comm, insulate w/ plas	0	108 141	0	284 777
8544493900	Oth elect connector, fit w/ connector for comm, not insulate w/ plas	620 318	2 624 326	4 005 590	26 782 808
8544494100	Oth elect cconnector, fit w/ connector, >80V & <=1000V, not for com, ir	115 542	1 649 687	626 237	12 763 665
8544494900	Oth elect cconnector, fit w/ connector, >80V & <=1000V, no for com, ins	367 586	5 269 446	1 819 816	31 916 396
8544601100	Oth electric conductors, >1 kV & <=36kV, insulate plastic w/ core di	2 236	781 096	35 789	3 973 891
8544601900	Oth electric conductors, >1 kV & <=36kV, insulate plastic w/ core di	1 237	125 685	18 741	2 961 766
8544602100	Oth electric conductors, >36 kV & <=66kV, insulate plastic w/ core c	375	34 891	1 083	154 016
8544602900	Oth electric conductors, >1 kV & <=36kV, insulate plastic w/ core di	389 999	8 338 990	2 576 120	44 465 244
8544603000	Other electric conductors, for a voltage > 66 kV	24 972	235 894	270 080	1 871 306
8544701000	Optical fibre cable of teleph, telegraph, radio relay cables, submarin	113 142	6 815 973	1 095 848	81 949 992
8544709000	Other optical fibre cables	955 766	7 220 999	6 934 938	46 492 798
8545110000	Electroda of graphite, used for furnaces	234 462	7 900 502	658 835	25 350 699
8545190000	Electroda of graphite, used not for furnaces	120 610	453 425	603 866	3 718 574
8545200000	Carbon brushes of graphite/ oth carbon, for electrical purposed	44 321	563 562	1 547 108	15 820 317

I.3. IM POR M ENURUT KOM ODITI / IM PORT BY HS COM M ODITY
***** DESEM BER / DECEM BER 2014 *****

H S	Uraian Komoditi Commodity Description	Berat Bersih / Net Weight (Kg)		Nilai / Value C.I.F (US\$)	
		Bulan ini Current Month	Kumulatif Cum.Jan. to date	Bulan ini Current Month	Kumulatif Cum.Jan. to date
8545900000	Lamp carbon,battery carbon & oth articleof graphite/oth carbon,w	73 421	1 325 692	360 813	6 862 978
8546100000	Electrical insulators of glass	43 213	1 288 616	90 473	2 795 642
8546201000	Transformer bushing & circuit breakerinsulator, of ceramic	95 067	721 560	898 193	7 495 753
8546209000	Electrical insulators of any materialother than glass & ceramics	887 084	6 335 874	2 422 216	12 804 746
8546900000	Oth elect insulators not of glass and of ceramics	4 115 313	5 952 861	15 243 009	29 867 370
8547100000	Insulating fitting for electrical mchineappl/ equip; of ceramics	79 937	839 782	1 675 222	20 465 172
8547200000	Insulating fitting for electrical mchineappl/ equip; of plastics	224 804	2 002 346	3 323 229	31 485 110
8547901000	Elect conduit tubing & joint therefor of base metal line w/ insula	90 022	439 779	370 406	2 903 377
8547909000	Oth insulating fittings for elect mach,appliances/ equipment, being	174 532	4 282 987	874 151	23 271 345
8548101200	Lead acid scrap storage batteries,drained/ undrained,used in aircra	3	142	79	2 813
8548101900	Lead acid scrap storage batteries,drained/ undrained,used for oth p	0	1 061	0	4 395
8548102300	Waste & scrap contain mainly iron ofelectric accumulators,used in	0	301	0	8 389
8548102900	Other waste and scrap containing mainlyiron	82	283	668	3 618
8548103300	Waste & scrap contain mainly copper ofelectric accumulators,usec	0	19	0	1 079
8548103900	Other waste and scrap containing mainlycopper	0	18	0	2 681
8548109900	Other waste & scrap containing othermaterials	0	9 813	0	163 706
8548901000	Image sensors contact type copmrising aphoto-conductive sensor	80 465	739 802	1 387 116	15 091 326
8548902000	Printed circuit assemblies incl suchassemblies for external connect	1 635	12 690	231 539	499 875
8548909000	Other waste & scrap of primary cells;primary batteries	51 320	782 457	634 196	14 223 409
8601100000	Rail locomotive powered from an externalsource of electricity	120	1 424	1 156	9 706
8601200000	Rail locomotives powered by electricaccumulators	0	43	0	1 754
8602100000	Diesel-electric locomotives	0	522 531	0	16 230 929
8602900000	Locomotive tenders	3	1 768	1 144	7 106
8603100000	Self-propelled railway/tramway coaches,van & truck power by ext	470 592	19 882 574	517 904	44 718 889
8603900000	Self-propelled railway/tramway coaches,van & truck power by int	410	1 410	21 879	48 598
8604000000	Railway/tramway maintenance/ servicevehicles, whether/ not self-	0	302 132	0	13 807 115
8606100000	Tank wagons and the like	0	11 946	0	10 582
8606300000	Self-discharging vans,wagons, oth thanthose of subheading 8606.1	0	16 421	0	27 757
8606910000	Oth railway/tramway goods vans & wagon,not self-propelled, covr	1	101	31	751
8606990000	Oth rail/ tramway good van & wagon,not self propelled,open,nonre	11	257 358	751	1 299 326
8607110000	Driving bogies and bissel-bogies	74 740	200 460	266 648	540 104
8607120000	Other bogies and bissel-bogies	0	4 387	0	265 015
8607190000	Axles & wheels, and parts thereof	421 601	10 359 942	4 366 883	41 307 007
8607210000	Air brakes and parts thereof	3 962	51 239	97 054	1 048 977
8607290000	Brakes and parts thereof other than airbrakes	35 889	140 362	129 166	953 347
8607300000	Hooks & oth coupling devices, buffers,and parts thereof	159	586 039	5 287	2 921 125
8607910000	Other parts of locomotives	1 793	93 303	345 814	9 216 273
8607990000	Other part of troling stock	27 025	3 964 153	231 716	9 776 079
8608002000	Electromechanic equip of railway/ tramway track fixtures,fitting, m	15 768	294 070	1 175 575	8 433 641
8608009000	Non-electromech equip of railway/ tramway track fixtures,fitting, n	2 976	120 696	403 430	4 027 929
8609000010	Containers of metal,design & equip forcarriage by one/more mode	86 370	3 745 866	301 316	18 256 475
8609000090	Container of oth material,design& equip for carriage by one/more	2 028	567 512	5 430	3 280 734
8701101100	Pedestrian controlled tractors,power <=22.5 kW, for agricultural u	22 358	124 750	84 885	405 810
8701101900	Pedestrian controlled tractors,power <=22.5 kw oth than for agric	20 020	55 527	60 010	182 830
8701109100	Pedestrian controlled tractors, power >22.5 kw for agricultural use	0	41 181	0	296 088
8701109900	Pedestrian controlled tractors, power >22.5 kw oth than for agricu	1 800	44 488	27 416	405 214
8701201000	Road tractors for semi-trailers, ckd	0	29 503	0	81 881
8701209000	Road tractors for semi-trailers, not ckd	803 823	6 844 429	5 722 490	62 448 703
8701300000	Track-laying tractors	0	35 497	0	161 272
8701901000	Agriculture tractors	188 656	4 872 746	1 232 686	32 701 859
8701909000	Other tractors (other than tractors ofheading 87.09)	62 936	1 436 608	538 250	9 456 511
8702104100	Motor coach,bus/ minibus,for >=10 p.g.v.w.>= 6 t but <=18 t,ckd,di	0	6 585	0	54 500
8702104920	Motor coach,bus/ minibus,for >=10 p.g.v.w. > 18 t but <=24 t,ckd,d	0	202 511	0	1 836 590
8702105000	Oth motor vehicles for the transport >=10 p,ckd,diesel or semi-die	3 660	28 994	22 161	168 171
8702107100	Motor vehicles for transport >30 p,usein airport,g.v.w >=6t <18t	226 380	226 380	477 375	477 375
8702108100	Oth motor coach,bus/ minibus,for >=10 p.g.v.w >= 6 t but <=18 t,n	72 000	222 597	150 750	1 020 877
8702108910	Oth motor coach,bus/ minibus,for >=10 p.g.v.w. < 6 t, not ckd, dies	0	2 972 976	0	34 154 864
8702108930	Oth motor coach,bus/ minibus,for >=10 p.g.v.w. >= 24 t, not ckd, di	0	71 514	0	804 315
8702109000	Oth motor vehicles for the transport >=10 p;not ckd, diesel	2 320	220 534	28 435	2 576 051
8702909420	Motor vehicle,non diesel,transport>=30p,not ckd,g.v.w. >24 t,not i	0	243 250	0	2 603 960
8702909520	Oth motor coach,bus/ minibus,non diesel,transport >10 p, not ckd,	0	44 500	0	510 335
8703101000	Golf cars, including golf buggies	42 779	287 541	48 693	369 360
8703109000	Vehicle specially design for travel onsnow oth than golf cars	3 380	8 359	16 436	44 184
8703211000	Go-karts,cylinder capacity <= 1000 cc,internal combust recipro pis	0	1 323	0	30 738

I.3. IM POR M ENURUT KOM ODITI / IM PORT BY HS COM M ODITY

*** DESEM BER / DECEM BER 2014 ***

H S	Uraian Komoditi Commodity Description	Berat Bersih / Net Weight (Kg)		Nilai / Value C.I.F (US\$)	
		Bulan ini Current Month	Kumulatif Cum.Jan. to date	Bulan ini Current Month	Kumulatif Cum.Jan. to date
8703212200	Motor cars excl vans, <= 1,000 cc, ckd,4 WD,intrn combust recipro	0	143	0	136
8703212300	Motor car excl vans,<= 1,000 cc,ckd,not4 WD,intrn combust recipr	0	6 946	0	33 604
8703212910	Sedan/station wagon,<=1,000 cc,not ckd,not 4WD,intern combust	0	30 442	0	413 746
8703212990	Oth motor car,<= 1,000 cc,not ckd,not4 WD, intern combust recipr	17 863	901 346	16 789	8 691 944
8703213100	Other vehicles,<=1,000 cc, ckd, 4 WD,internal combust recipro pist	0	8 927	0	37 374
8703213900	Oth vehicles,<=1,000 cc, ckd, not 4 WD,drive,intern combust recip	0	8 496	0	36 154
8703219900	Oth vehicle,<=1,000 cc,not ckd,internalcombust recipro piston eng	0	71 937	0	430 932
8703221190	Oth motor car,no sedan,1000-1500 cc,ckdinternal combust reciprc	0	864 989	0	8 801 066
8703221910	Sedan/station wagon,1000-1500cc,not ckd internal combust recipr	260 010	4 155 637	2 038 299	33 175 863
8703221990	Oth motor car,no sedan,1000-1500 cc,notckd,intern combust recip	964 682	38 660 894	10 115 021	357 990 173
8703229900	Other vehicles, 1000-1500 cc, not ckd,internal combust recipro pis	307 695	4 928 700	2 509 020	43 458 361
8703231000	Ambulance,1500-3000cc,internal combust,reciprocating piston en	1 579	17 831	31 161	78 215
8703232900	Hearses,1500-3000 cc,not ckd, internalcombust reciprocating pist	0	1 693	0	538 773
8703235110	Sedan/station wagons,1500-1800 cc,ckd,internal combust recipro	0	1 431	0	1 080 896
8703235190	Oth mtor car excl van,no sedan,ckd,1500-1800cc,intern combust r	0	2 000	0	35 393
8703235210	Sedan/station wagons, 1800-2000 cc, ckdinternal combust recipro	379 093	3 134 037	3 667 865	32 823 534
8703235290	Oth mtor car excl van,no sedan,ckd,1800-2000cc,intern combust r	442 132	9 269 285	4 398 741	92 958 540
8703235390	Oth mtor car excl van,no sedan,ckd,2000-2500cc,intern combust r	100 164	328 552	752 489	2 340 123
8703235410	Sedan/station wagons,2500-3000 cc,ckd,internal combust recipro	0	11 933	0	319 229
8703235490	Oth mtor car excl van,no sedan,ckd,2500-3000cc,intern combust r	15 039	152 274	347 216	2 492 677
8703236110	Sedan/station wagon,1500-1800cc,not ckd,internal combust recip	86 208	3 628 359	1 081 316	45 672 026
8703236191	Oth motor car excl van,1500-1800cc,notckd,2 WD,intern combust	30 531	1 486 817	316 570	18 998 676
8703236192	Oth motor car excl van,1500-1800cc,notckd,4 WD,intern combust	0	25 269	0	480 470
8703236210	Sedan/station wagon,1800-2000cc,not ckd, internal combust recip	65 439	1 388 993	1 032 572	19 925 995
8703236291	Oth motor car excl van,1800-2000cc,notckd,2 WD,intern combust	395 030	3 967 507	4 674 526	46 251 524
8703236292	Oth motor car excl van,1500-1800cc,notckd,4 WD,intern combust	5 305	1 015 141	147 438	9 002 303
8703236310	Sedan/station wagon,2000-2500cc,not ckd,internal combust recip	170 225	4 176 926	2 929 382	61 471 255
8703236391	Oth motor car excl van,2000-2500cc,notckd,2 WD,intern combust	186 896	17 522 076	1 895 184	195 733 816
8703236392	Oth motor car excl van,2000-2500cc,notckd,4 WD,intern combust	11 483	118 436	104 650	993 150
8703236410	Sedan/station wagon,2500-3000cc,not ckd,internal combust recip	54 534	968 250	896 482	19 670 636
8703236491	Oth motor car excl van,2500-3000cc,notckd,2 WD,intern combust	0	2 254 212	0	30 684 718
8703236492	Oth motor car excl van,2500-3000cc,notckd,4 WD,intern combust	41 546	1 314 940	791 954	24 940 069
8703237300	Other vehicle,2000-2500 cc,ckd,internalcombust recipro piston en	0	11	0	461
8703239100	Oth vehicle,1500-1800cc,not ckd,internal combust recipro piston e	0	140 392	0	610 077
8703239210	Oth vehicle,1800-2000cc,not ckd,2 WD,internal combust recipro p	0	180 440	0	2 356 040
8703239290	Oth vehicle,1800-2000cc,not ckd,4 WD,internal combust recipro p	0	13 040	0	187 933
8703239310	Oth vehicle,2000-2500cc,not ckd,2 WD,internal combust recipro p	0	1 590	0	113 172
8703239410	Oth vehicle,2500-3000cc,not ckd,2 WD,internal combust recipro p	3 720	6 714	309 122	469 502
8703239490	Oth vehicle,2500-3000cc,not ckd,4 WD,internal combust recipro p	49 005	274 291	1 079 606	5 901 184
8703244110	Sedan/station wagon,>3000 cc,4 WD,ckd,internal combust recipro	0	970	0	13 600
8703245110	Sedan/station wagon,>3000 cc,4 WD,notckd,internal combust reci	4 408	160 038	148 643	6 968 165
8703245190	Oth motor car,no sedan,>3000cc,not ckd,4 WD,internal combust r	12 450	2 093 895	354 578	33 166 956
8703245910	Sedan/station wagon,>3000 cc,not 4 WD,not ckd,intern combust r	4 035	620 279	144 439	22 078 356
8703245990	Oth mtor car,no sedan,> 3000cc,not ckd,not 4 WD,intern combust	0	170 647	0	5 730 309
8703311990	Oth motor cars,no sedan,<= 1500 cc,ckd,not 4 WD, diesel	0	16 875	0	97 869
8703312000	Other motor cars excl van, <= 1500 cc,not ckd,diesel	0	212 132	0	1 744 361
8703314000	Ambulances,<=1500 cc,diesel/ semi-diesel	0	3	0	93
8703319100	Other vehicles,<=1500 cc,not ckd,diesel,4 WD	0	1 294	0	11 194
8703324290	Oth motor car,no sedan,1500-2000cc,ckd,4 WD, diesel	0	52 279	0	651 244
8703324310	Sedan/station wagon, 1500-2000 cc, ckd,not 4 WD, diesel	45 556	241 081	421 656	2 570 908
8703324490	Oth motor car,no sedan,2000-2500cc,ckd,4 WD, diesel	0	424	0	2 147
8703324990	Oth motor cars,no sedan, 2000-2500 cc,not ckd,diesel	683 866	4 008 541	5 652 686	34 436 585
8703325200	Motor car excl van,1500-2000cc,not ckd,4 WD,diesel	39 312	140 777	349 539	1 278 604
8703325300	Motor car excl van,1500-2000cc,not ckd,not 4 WD,diesel	0	1 577 264	0	14 377 992
8703325400	Motor cars excl van, 1500-2500 cc,notckd,4 WD,diesel	481 060	3 456 475	4 280 874	32 431 335
8703325900	Motor car excl van,1500-2500cc,not ckd,not 4 WD,diesel	1 800 750	23 129 243	16 997 668	225 593 057
8703329200	Oth vehicle,1500-2000 cc,not ckd,diesel,4 WD	0	48 794	0	432 595
8703329300	Oth vehicle,1500-2000 cc,not ckd,diesel,oth than 4 WD	0	46 921	0	705 185
8703329400	Oth vehicle,1500-2500 cc,not ckd,diesel,4 WD	0	29 403	0	276 420
8703329900	Oth vehicle,1500-2500 cc,not ckd,diesel,oth than 4 WD	2 260	930 785	28 300	9 552 968
8703334390	Other motor cars excl van,2500-3000 cc,ckd, no sedan, 4 WD, dies	0	3 638	0	36 000
8703334990	Other motor cars excl van,> 3000cc,ckd,no sedan, oth than 4 WD,	0	131 130	0	2 880 000
8703335300	Other motor cars, 2500-3000 cc, not ckd, 4WD, diesel	0	381 069	0	3 078 598
8703335400	Other motor cars, 2500-3000 cc, not ckd, oth than 4 WD,diesel	0	20 905	0	444 300

I.3. IM POR M ENURUT KOM ODITI / IM PORT BY HS COM M ODITY
***** DESEM BER / DECEM BER 2014 *****

H S	Uraian Komoditi Commodity Description	Berat Bersih / Net Weight (Kg)		Nilai / Value C.I.F (US\$)	
		Bulan ini Current Month	Kumulatif Cum.Jan. to date	Bulan ini Current Month	Kumulatif Cum.Jan. to date
8703335500	Other motor cars, > 3000 cc, not ckd,4 WD, diesel	5 158	965 264	92 511	11 622 952
8703339900	Other vehicles, > 2500 cc, not ckd,oththan 4 WD, diesel	0	5 140	0	60 300
8703901300	Oth electrically-powered vehicles,fortransport of persons, CKD	8 607	11 363	65 600	89 750
8703901900	Oth electrically-powered vehicles,fortransport of persons, not CKD	0	2 539	0	19 738
8703907000	Motor cars excl vans, not elect-powered,for transport of persons,	3 309	4 758	12 500	122 592
8703909000	Oth vehicles not electrically-powered,for transport of persons, not	0	16 719	0	773 647
8704101300	Damper,designed for-off highway,CKD,g.v.w. <= 5 t	2 592	35 226	28 017	120 622
8704101400	Damper,designed for-off highway,CKD,g.v.w. < 5 t but >= 10 t	0	1 231	0	18 400
8704101500	Damper,designed for-off highway,CKD,g.v.w. < 10 t but >= 20 t	0	43 998	0	146 186
8704101700	Damper,designed for-off highway,CKD,g.v.w. < 24 t but >= 45 t	0	277 500	0	2 820 288
8704101800	Damper,designed for-off highway,CKD,g.v.w. > 45 t	0	1 561 452	0	19 779 851
8704102300	Damper,designed for-off highway,not CKD, g.v.w. <= 5 t	1 625	48 646	5 000	373 301
8704102400	Damper,designed for-off highway,not CKD, g.v.w. < 5 t but >= 10 t	0	10 880	0	276 044
8704102600	Damper,designed for-off highway,not CKD, g.v.w. < 20 t but >= 24	0	308 604	0	783 865
8704102700	Damper,designed for-off highway,not CKD, g.v.w. < 24 t but >= 45	35 050	613 679	269 700	5 691 450
8704102800	Damper,designed for-off highway,not CKD, g.v.w. > 45 t	741 240	17 810 376	9 241 560	221 463 267
8704211900	Oth motor vehicles,for transport goods, g.v.w. <= 5 t,ckd, diesel	0	15 284	0	54 850
8704212500	Hooklift lorries (trucks),g.v.w. <= 5 t, not ckd, diesel	0	48 822	0	86 969
8704212900	Oth motor vehicles,for transport goods,g.v.w. <= 5 t, not ckd, dies	2 082 561	33 279 962	14 805 436	250 252 984
8704221900	Oth motor vehicles,for transport goods,g.v.w. <5 t but >= 6 t, ckd,	0	1 327 851	0	34 492 500
8704222300	Tanker vehicles;bulk cement truck,g.v.w. 5-6 t, not ckd, diesel	0	15 097	0	20 811
8704222900	Oth motor vehicles,for transport goods,g.v.w. 5-6 t, not ckd, diesel	0	6 970	0	58 666
8704223900	Oth motor vehicles,for transport goods, g.v.w. 6-20 t,ckd, diesel	22 220	561 602	105 465	4 023 827
8704224300	Tanker vehicles;bulk cement truck,g.v.w. 6-20 t, not ckd, diesel	0	11 484	0	34 572
8704225100	Oth motor vehicles,for transport goods,g.v.w. 6-10 t, not ckd, dies	0	9 315	0	30 393
8704225900	Other vehicles for the transport ofgoods,10-20 t, not ckd, diesel	65 225	302 320	367 016	2 329 271
8704231900	Other lorries (trucks), 20-24 t,ckd, diesel	0	115 670	0	228 588
8704232900	Other lorries (trucks), 20-24 t,not ckd, diesel	0	77 850	0	105 483
8704235900	Other lorries (trucks), 25-45 t,ckd, diesel	0	506 977	0	4 659 644
8704236100	Refrigerated lorries (trucks), 25-45 t,not ckd, diesel	0	117 386	0	52 857
8704236300	Tanker vehicles; bulk-cement lorries,25-45 t, not ckd, diesel	0	36 791	0	431 054
8704236500	Hooklift lorries (trucks), 25-45 t,not ckd, diesel	0	29 322	0	23 608
8704236600	Dumpers, 24-45 t, not ckd,diesel	32 860	1 078 655	187 900	4 182 750
8704236900	Other lorries (trucks), 25-45 t,not ckd, diesel	1 503 677	15 265 407	8 196 140	95 681 973
8704238600	Dumpers, g.v.w.> 45 t, not ckd, diesel	11	136	549	13 329
8704238900	Other lorries (trucks), > 45 t, not ckd, diesel	109 810	1 739 087	880 975	17 452 459
8704312900	Other lorries (trucks), <= 5 t, not ckdinternal combustion piston en	140 923	5 043 717	874 016	31 060 976
8704328100	Refrigerated lorries (trucks), 24-45 t,not ckd,internal combust pist	0	9 836	0	9 300
8704328900	Other lorries (trucks), g.v.w, 24-45 t,not ckd,internal combust pist	0	10 426	0	15 181
8704329800	Dumpers, g.v,w, > 45 t, not ckd,internal combustion piston engine	2	125	81	3 184
8704909400	Motor vehicles for the transportof goods, 20-45 t, not ckd	9 445	9 445	97 363	97 363
8704909900	Motor vehicles for the transportof goods,>45 t, not ckd	0	13	0	1 592
8705100000	Crane lorries	218 736	7 734 115	1 347 709	35 226 879
8705200000	Mobile drilling derricks	14 969	353 849	97 768	1 648 564
8705300000	Fire fighting vehicles	124 360	849 093	3 143 398	20 450 717
8705400000	Concrete-mixer lorries	299 362	3 766 259	840 620	10 668 283
8705905000	Street clean vhcl, cesspool emptiermobile clinic;spray lorries of all	109 385	223 617	2 438 870	4 782 829
8705909000	Other special purpose motor vehicles	353 081	4 602 130	2 332 727	34 099 091
8706001100	Chasis fitted with engines of agriculturtractors	0	3 500	0	13 725
8706001910	Chasis fitted with engines of pedestriancontrolled tractors, not agr	0	2 106	0	56 766
8706001930	Oth chasis fitted with engines for othertractors	0	210	0	1 458
8706002910	Chasis fitted with engines for vehicles< 10 person, for cars <=24 t	0	24 296	0	151 842
8706002920	Chasis fitted with engines for vehicles< 10 person, for cars > 24	0	104 644	0	3 810 715
8706003900	Oth chasis fitted with engines for vhclsof designed for transport of	0	418	0	22 604
8706004020	Chasis fitted with engines for vehiclestransport of goods, g,v,w > 2	0	120 734	0	1 818 496
8706005000	Chasis fitted with engines for specialpurposes motor vehicles	0	2 680	0	10 050
8707101000	Bodies for the vehicles transport ofpersons; go-karts;golf cars;golf	0	22	0	2 094
8707109000	Other bodies for the vehiclestransport of persons	42 001	753 348	479 987	6 653 077
8707901010	Bodies for road tractors semi-trailersor track-laying tractors	256	12 194	5 522	142 994
8707901020	Bodies for other tractor	201	4 136	4 819	55 170
8707902920	Bodies for vehicles transport;< 10 persons, for cars >24 t	0	2 500	0	16 461
8707903000	Bodies for special purpose motorvehicles	15 263	16 004	298 940	300 235
8707909010	Bodies for dumpers off highway use,not ckd, g,v,w > 45 t	2 208	137 860	12 205	211 943
8707909020	Other Bodies for the vehiclesof g.v.w .<= 24 t	5 917	108 305	4 920	767 845

I.3. IM POR M ENURUT KOM ODITI / IM PORT BY HS COM M ODITY
***** DESEM BER / DECEM BER 2014 *****

H S	Uraian Komoditi Commodity Description	Berat Bersih / Net Weight (Kg)		Nilai / Value C.I.F (US\$)	
		Bulan ini Current Month	Kumulatif Cum.Jan. to date	Bulan ini Current Month	Kumulatif Cum.Jan. to date
8707909030	Other Bodies for the vehicles of g.v.w .> 24 t	13 380	105 614	22 202	792 023
8708101000	Bumper and parts for tractors	2 078	27 802	36 518	332 937
8708109000	Bumper and parts for other tractors	320 097	3 457 698	2 795 859	35 816 310
8708210000	Safety seat belt for parts and accessories	138 834	1 999 649	1 315 234	19 753 241
8708291100	Component of door trim assembly for tractors	3 860	23 361	32 846	307 359
8708291200	Component of door trim assembly for transport of persons	247 233	2 994 091	2 809 475	36 744 495
8708291400	Component of door trim assembly for transport of persons or transport of goods	74 253	797 965	222 682	3 012 496
8708291900	Component of door trim assembly for special purpose motor vehicles	105 706	2 858 503	761 877	25 897 488
8708292000	Parts of safety seat belts	318 072	3 350 493	2 547 392	30 878 874
8708299200	Other parts, accessories for vehicles of tractors	687	16 094	34 583	267 563
8708299300	Interior trim fitting; mudguards for transport of persons	601 255	8 535 345	6 044 104	81 680 373
8708299400	Hood rods for vehicle transport of persons	753	5 712	11 802	86 878
8708299500	Other parts and accessories for transport of person	1 231 809	12 789 574	10 720 985	111 633 060
8708299600	Interior trim fitting; mudguards for transport of persons or transport of goods	25 281	299 566	299 229	3 828 909
8708299700	Hood rods for transport of persons or transport of goods	0	393	0	4 415
8708299800	Other parts, accessories for transport of persons or transport of goods	16 935	96 678	208 695	1 555 995
8708299900	Other parts and accessories, of motor vehicles of heading 8701-8705	477 158	7 957 178	5 319 143	82 099 709
8708301000	Brakes, servo-brakes; parts thereof for tractors	43 550	415 194	474 587	5 719 251
8708302100	Brake drums, brake disc or brake pipes for transport of persons	99 467	1 207 441	1 018 169	10 612 241
8708302900	Other brake drums, brake disc or brake pipes for transport of persons	691 593	8 120 882	8 322 818	103 729 147
8708303000	Brake drums, brake disc or brake pipes for transport of persons or transport of goods	51 247	661 264	669 401	7 824 570
8708309000	Other brakes, servo-brakes; parts thereof for transport of persons	251 471	4 917 296	2 575 990	40 225 766
8708401100	Gear boxes, unassembled for transport of persons	74 715	1 040 174	290 444	9 598 613
8708401300	Gear boxes, unassembled for special purpose vehicles or transport of persons	5 380	78 052	80 459	766 413
8708401400	Gear boxes, unassembled for vehicle tractors	0	5 830	0	88 865
8708401900	Gear boxes, unassembled for transport vehicles, >= 10 person	181 330	2 608 819	1 801 765	26 559 614
8708402500	Gear boxes, assembled for tractors	295	8 889	12 415	166 001
8708402600	Gear boxes, assembled for transport of persons	1 386 817	14 060 189	25 560 622	281 030 746
8708402710	Gear boxes, assembled; dumpers not $ckd \ge 1.2$ for goods/ special purpose motor vehicles	0	60 512	0	886 909
8708402790	Gear boxes, assembled; dumpers not <math>ckd < 1.2</math> for goods/ special purpose motor vehicles	14 324	258 258	336 778	6 663 591
8708402900	Gear boxes, assembled for transport vehicles, >= 10 person	79 769	2 160 072	702 600	19 734 700
8708409100	Parts of gear boxes and parts thereof for tractors	1 313	12 201	11 104	184 144
8708409200	Parts of gear boxes and parts thereof for transport of persons	749 749	7 772 201	9 824 329	113 024 241
8708409900	Other parts of gear boxes for vehicles of heading 8701-8705	137 249	2 094 985	1 844 258	58 322 458
8708501100	Drive-axles with differential, unassembled for transport of persons	622 335	9 507 675	4 230 546	54 748 534
8708501300	Drive-axles with differential, unassembled for goods/ special purpose motor vehicles	52 667	777 006	269 515	3 268 984
8708501500	Drive-axles with differential, unassembled for tractors	76 707	167 999	921 132	1 977 725
8708501900	Drive-axles with differential, unassembled for transport of persons or transport of goods	77 565	1 045 225	356 456	5 848 080
8708502500	Drive-axles with differential, assembled for tractors	73 821	621 387	924 256	8 370 681
8708502600	Drive-axles with differential, assembled for transport of persons	1 357 710	17 148 706	13 783 267	170 666 944
8708502710	Drive-axles for damper, not $ckd \ge 120$ mm for goods/ special purpose motor vehicles	7 906	72 830	69 862	833 760
8708502790	Drive-axles for damper, not <math>ckd < 120</math> mm for goods/ special purpose motor vehicles	13 112	227 123	521 726	5 055 709
8708502900	Drive-axles with differential, assembled for transport of persons	202 337	4 047 649	844 205	18 741 529
8708509100	Parts of crown wheels and pinion of drive axles with differential for tractors	18 566	115 967	107 557	630 085
8708509200	Other parts of crown wheels and pinion of drive axle with differential for tractors	26 880	55 512	165 016	737 412
8708509300	Parts of drive-axles with differential, for transport of person	107 283	1 619 926	872 844	13 005 825
8708509900	Other parts of drive-axles with differential, for vehicles 8701-8705	330 407	3 118 604	2 363 953	22 140 543
8708701500	Road wheels of hub-caps for tractors	9 222	54 172	42 423	286 547
8708701600	Road wheels of hub-caps for transport of person	43 290	378 394	380 368	3 688 505
8708701700	Road wheels of hub-caps for vehicles >= 10 persons or transport of persons	6 826	107 358	8 429	111 102
8708701900	Road wheels of hub-caps for special purpose motor vehicles	15 763	549 216	178 684	2 379 797
8708702100	Road wheels of wheels fitted with tyres for tractors	0	2 000	0	3 060
8708702200	Road wheels of wheels fitted with tyres for transport of person	302	38 841	5 768	676 504
8708702900	Road wheels of wheels fitted with tyres for transport of person; goods; special purpose motor vehicles	22	2 109	3 352	19 657
8708703100	Road wheels of wheels not fitted with tyres for tractors	2 475	10 372	7 942	21 696
8708703200	Road wheels of wheels not fitted with tyres for transport of person	290 093	3 231 013	1 465 807	14 928 956
8708703910	Road wheels of wheels not fitted with tyres of damper, not ckd dmi	11 655	37 448	27 600	119 744
8708703990	Road wheels of wheels not fitted with tyres of damper, not ckd dmi	1 087 634	13 463 675	404 360	6 259 241
8708709500	Other road wheel and parts for tractors	31 178	57 393	67 241	451 937
8708709600	Other road wheel and parts for vehicles >= 10 persons or transport of persons	59 052	759 493	201 448	1 704 967
8708709700	Other road wheel and parts for vehicle transport of person	79 682	1 197 169	648 450	8 062 745
8708709900	Other road wheel and parts for special purpose motor vehicles	64 576	1 396 509	133 291	4 590 151
8708801500	Suspension systems for tractors	330	31 715	7 736	339 485
8708801600	Suspension systems for transport of person	226 007	2 330 784	1 642 203	19 076 500

I.3. IM POR M ENURUT KOM ODITI / IM PORT BY HS COM M ODITY
 *** DESEM BER / DECEM BER 2014 ***

H S	Uraian Komoditi Commodity Description	Berat Bersih / Net Weight (Kg)		Nilai / Value C.I.F (US\$)	
		Bulan ini Current Month	Kumulatif Cum.Jan. to date	Bulan ini Current Month	Kumulatif Cum.Jan. to date
8708801700	Suspension systems for damper off highway use or special purpose r	43 554	215 602	135 829	734 512
8708801900	Suspension systems for transport ,>=10 person	56 407	1 319 194	198 212	6 266 507
8708809100	Parts suspension systems for tractors	237	15 231	7 182	119 076
8708809200	Parts suspension systems for transport of persons	342 725	3 691 385	2 814 847	33 152 711
8708809900	Parts suspension systems for transport of person or special purpos	160 158	2 356 984	1 329 512	20 813 250
8708911500	Radiators for tractors	110	15 806	2 021	236 319
8708911600	Radiators for transport of person	19 698	432 932	214 437	4 042 046
8708911700	Radiators for vehicles >= 10 persons or transport of goods	19 191	213 149	153 341	2 728 561
8708911900	Radiators for special purpose vehicles	33 199	1 009 043	455 525	11 264 172
8708919100	Parts of radiators for tractors	23 527	57 671	8 672	479 703
8708919200	Parts of radiators for transport of person	64 970	460 407	441 500	5 896 600
8708919900	Parts of radiators for vehicles of person; goods; special purpose	164 739	1 661 979	1 853 798	24 062 220
8708921000	Slencers (mufflers), exhaust pipe; parts for vehicles tractors	520	6 116	7 128	192 672
8708922000	Slencers (mufflers), exhaust pipe; parts for transport of persons	146 836	1 940 180	1 826 613	22 068 760
8708924000	Slencers (mufflers), exhaust pipe; parts for vchls >= 10 persons/ tans	26 206	314 193	302 954	3 424 280
8708929000	Slencers (mufflers), exhaust pipe; parts for special purpose motor v	98 174	1 456 368	1 187 562	16 642 876
8708935000	Clutches and parts thereof for vehicle tractors	8 970	64 096	59 914	566 992
8708936000	Clutches and parts thereof for vehicle transport of persons	485 881	5 630 938	4 356 362	59 743 643
8708937000	Clutches and parts thereof for vehicle transport of goods/ special p	37 604	282 011	414 309	3 690 617
8708939000	Clutches and parts thereof for vehicles transport ,>=10 person	169 960	2 944 253	1 048 460	18 461 237
8708941000	Steering wheels with airbag assemblies	14 321	104 063	102 425	875 757
8708949400	Oth steering wheels with airbag assemblies for tractors	336	14 211	14 176	437 696
8708949500	Oth steering wheels with airbag assemblies for transport of person	1 717 423	18 636 557	14 334 487	184 053 256
8708949900	Oth steering wheels with airbag assembly of vchls persons; goods; sp	1 298 898	7 264 294	4 117 003	60 542 308
8708951000	Safety airbags with inflator system for vehicles	184 360	2 222 670	2 180 665	28 921 885
8708959000	Parts safety airbags with inflator system	100 864	1 189 301	2 987 926	30 556 416
8708991000	Other parts & acces. for other vehicles of tractors	235 766	1 837 509	5 189 486	29 994 756
8708992100	Fuel tanks for vehicles transport persons or goods	306 774	3 585 611	3 273 784	41 781 125
8708992300	Parts of fuel tanks for vehicle transport of persons or goods	100 669	1 148 191	1 141 889	10 059 548
8708993000	Accelerator, brake or clutch padals for vehicles transport of persons	75 021	749 184	851 851	10 292 688
8708994000	Battery carriers or trays & brackets for vehicles transport of person	4 001	54 964	43 204	963 731
8708995000	Radiator shrouds for vehicle transport of persons or goods	374	3 947	10 252	56 830
8708996100	Chasis frames for vehicles for transport ,>=10 person	492	55 184	18 051	616 506
8708996200	Chasis frames for vehicle transport of persons	925 840	9 960 360	4 658 035	62 691 412
8708996310	Chasis frames for vehicles <= 24 transport of goods	106 832	1 396 206	420 739	3 955 125
8708996320	Chasis frames for vehicles > 24 transport of goods	2	449	65	9 515
8708997000	Other chasis frames or parts	2 598 852	32 093 635	39 039 190	426 821 186
8708999000	Other parts, acces for other vehicles of heading 8701- 8705	3 438 935	38 351 330	26 768 362	293 463 863
8709110000	Electrical vehicles, works trucks, self-propelled, not fiited with liftin	3 453	231 648	90 355	1 839 440
8709190000	Non electrical vehicles, works trucks self-propelled, not fiited with li	11 796	1 899 029	40 194	21 148 965
8709900000	Parts of work trucks, self-propelled, not fitted with lift/ handl equip,	67 778	132 777	435 485	720 389
8710000000	Tanks, other armoured fighting vehicles, motorised, with weapons/	1 865	2 993 350	2 903 350	94 015 281
8711101200	Moped and motorised bicycles, recipoint combust piston engine <	16 987	93 238	51 139	288 298
8711101300	Other motorcycle and scooters, recipoint combust piston engine <	7 868	30 003	26 425	108 923
8711101900	Other motorcycles, reciprocating inter.combust. piston engine < 5l	0	863	0	4 568
8711109200	Moped and motorised bicycles, recipro intcombust piston engine <	3 105	19 757	10 020	72 352
8711109300	Other motorcycle and scooters, recipoin combust piston engine <	4 736	19 494	84 996	117 841
8711109900	Other motorcycles, reciprocating inter.combust. piston engine < 5l	2 994	38 375	30 420	327 259
8711201010	Motocross motorcycles, with recipoint combust pist engine, 50-250	0	6 411	0	19 880
8711201090	Motocross motorcycles, with recipro intcombust pist engine, 50-250	6 604	133 800	189 008	2 023 153
8711202000	Moped and motorised bicycles with recipint combust pist engine, <	3 240	129 420	38 400	1 467 501
8711203100	Motorcycles of cylinder capacity 150-200 cc, ckd	918	772 306	1 725	961 889
8711203200	Motorcycles of cylinder capacity 200-250 cc, ckd	0	14 851	0	220 393
8711203900	Motorcycles of cylinder capacity > 250 cc, ckd	26	21 506	660	247 643
8711204500	Motorcycles of cylinder capacity <= 200 cc, not ckd	0	638 303	0	1 774 827
8711204900	Motorcycles of cylinder capacity > 200 cc, not ckd	0	5 836	0	12 246
8711205100	Motorcycles (not side-cars) incl. Scooters of cylinder capacity 150-200	71 400	1 125 929	399 420	10 090 371
8711205200	Motorcycles (not side-cars) incl. Scooters of cylinder capacity 200-250	263 352	5 351 669	4 704 266	82 373 512
8711205900	Motorcycles (not side-cars) incl. Scooters of cylinder capacity > 250	50 904	1 991 377	624 649	28 305 793
8711209000	Other motorcycles (not side-cars) include Scooters	11 756	266 571	13 435	674 015
8711301010	Motocross motorcycles with recipro intcombustion piston engine <	7 492	40 485	122 067	301 850
8711301090	Motocross motorcycles with recipro intcombust piston engine 250	0	29 201	0	245 389
8711309000	Oth motocross motorcycles with recipoint combustion piston eng	500	22 701	7 500	532 690
8711401090	Motocross motorcycles, with recipro intcombust pist engine, 500-1000	0	2 038	0	44 528

I.3. IM POR M ENURUT KOM ODITI / IM PORT BY HS COM M ODITY
***** DESEM BER / DECEM BER 2014 *****

H S	Uraian Komoditi Commodity Description	Berat Bersih / Net Weight (Kg)		Nilai / Value C.I.F (US\$)	
		Bulan ini Current Month	Kumulatif Cum.Jan. to date	Bulan ini Current Month	Kumulatif Cum.Jan. to date
8711402000	Other motorcycles, with reciprocating piston engine, 500-800	0	629	0	22 299
8711409000	Other motorcycles, with reciprocating piston engine, 500-800	4 468	184 327	116 699	4 426 869
8711502000	Other motorcycles, reciprocating piston engine, > 800 cc, ckd	1 359	152 845	20 833	3 968 311
8711509000	Other motorcycles, reciprocating piston engine, > 800 cc, not ckd	16 200	119 100	568 345	3 701 897
8711905100	Electrical powered motorcycles, ckd	92 046	1 074 977	139 526	1 251 858
8711909100	Electrical powered motorcycles, not ckd	34 738	95 790	18 376	185 765
8711909900	Other electrical powered motorcycles not ckd	0	16 718	0	1 388 751
8712001000	Racing bicycles	119 560	2 769 055	104 945	2 335 023
8712002000	Bicycles designed to be ridden by children	1 131 447	18 608 229	890 608	13 646 401
8712003000	Other bicycles	2 031 307	19 721 497	1 831 226	15 279 110
8712009000	Other cycles	1 201	403 788	1 818	2 726 116
8713100000	Carriages for disabled persons, not mechanically propelled	46 710	548 314	120 595	1 613 307
8713900000	Carriages for disabled persons, mechanically propelled	132 845	1 220 373	412 418	3 561 832
8714101000	Saddles of motorcycles (incl. mopeds)	1 873	84 025	5 877	120 424
8714102000	Spokes/nipples of motorcycles (including mopeds)	120 315	747 511	189 272	1 079 003
8714109010	Frame and forks (incl. telescopic fork, rear suspension and parts thereof)	512 198	4 621 134	1 516 714	21 590 572
8714109020	Gearing, gearbox, clutch and other transmission equip. and parts thereof	225 023	3 744 407	2 004 183	27 683 539
8714109030	Wheel rims	1 483 539	21 498 467	7 057 950	109 624 767
8714109040	Brakes and parts thereof	291 001	2 957 625	545 268	7 261 610
8714109050	Mufflers (silencers) and parts thereof for vehicles of heading 8711-	33 856	399 877	131 474	2 574 370
8714109090	Other parts and accessories of vehicles of heading 8711- 8713	6 217 835	80 907 752	16 808 237	227 207 051
8714201100	Castors of a diameter (incl. tyres) 75-100 mm that the wheel width > 30 mm	0	10	0	480
8714201900	Castors of a diameter (incl. tyres) > 250 mm that the wheel width > 30 mm	962	11 550	7 277	139 694
8714209000	Other parts of carriages for disabled persons	26 233	238 604	72 194	292 314
8714911000	Frame and forks for bicycles designed to be ridden by children	730 368	6 038 862	705 944	5 838 650
8714919100	Parts for forks	43 347	317 369	50 933	268 555
8714919900	Other parts for forks	239 870	1 855 187	1 358 518	11 309 315
8714921000	Wheel rims and spokes for bicycles designed to be ridden by children	105 732	1 263 776	154 398	1 404 966
8714929000	Other wheel rims and spokes	368 790	2 363 311	482 702	3 702 591
8714931000	Hubs, (excl. coaster brake hub, hub brake free/sprocket-wheel), bicycle	85 150	717 738	94 843	849 194
8714939000	Other hubs, (excl. coaster braking hub, hub brake, free/sprocket-wheel)	264 467	2 852 715	1 047 231	8 243 980
8714941000	Brakes, (incl. coaster brake hub, hub brake) for bicycles to be ridden by children	106 200	934 820	223 543	1 938 156
8714949000	Other brakes, (incl. coaster braking hubs, hub brakes)	276 096	2 856 749	877 742	10 233 957
8714951000	Saddles for bicycles designed to be ridden by children	132 483	924 843	175 772	1 072 658
8714959000	Other saddles	237 799	2 060 084	445 986	2 877 746
8714961000	Pedals and crank-gear, & parts thereof for bicycles to be ridden by children	76 616	1 164 916	74 328	1 290 834
8714969000	Other pedals and crank-gear, and parts thereof	455 550	4 887 339	1 021 442	10 867 538
8714991100	Handle, bars, pillars or parts & accessories of bicycle to be ridden by children	431 375	5 092 332	513 110	5 469 566
8714991200	Chain wheels and cranks for bicycles designed to be ridden by children	201 622	1 382 018	144 693	1 234 112
8714999100	Other handle, bars, pillars or parts and accessories	2 377 619	32 746 440	2 846 979	34 550 781
8714999200	Other chain wheels and cranks	368 303	3 858 496	1 485 550	13 236 519
8715000000	Baby carriages and parts thereof	202 349	3 264 790	807 894	9 439 426
8716100000	Trailers & semi-trailers of the caravan type, for housing/camping	134 709	134 709	353 750	353 750
8716200000	Self-loading/self-unloading trailers & semi-trailers for agricultural purposes	0	16 609	0	36 810
8716310000	Tanker trailers, tanker semi-trailers for the transport of goods	0	789 753	0	2 964 105
8716394000	Agricultural trailers and semi-trailers	71 400	72 400	187 537	189 622
8716399100	Other agricultural trailers and semi-trailers carrying capacity > 200 t	277 714	496 666	1 254 778	2 084 797
8716399900	Other agricultural trailers and semi-trailers carrying capacity < 200 t	11	1 012 687	298	5 774 318
8716400000	Other trailers and semi-trailers	97 090	1 074 973	201 940	6 413 685
8716801000	Cart, wagon, sack truck, hand trolleys & similar hand-propelled vehicles	26 923	680 147	195 122	2 572 391
8716802000	Wheelbarrows	282 065	2 918 262	239 007	1 583 336
8716809000	Other vehicles not mechanically propelled	50 093	690 971	219 233	3 256 189
8716901300	Parts for trailer and semi-trailers for goods of agricultural purposes	210 624	4 211 068	226 883	5 628 005
8716901900	Other parts for trailer and semi-trailer	98 692	4 893 671	197 088	13 304 315
8716909200	Castors of a diameter (incl. tyres) 100-250 mm that the wheel width > 30 mm	70 683	724 681	448 404	2 454 176
8716909300	Other parts for other vehicles	99 484	1 557 785	309 020	5 125 395
8716909400	Spokes and nipples	0	9 146	0	11 565
8716909500	Castors for goods of subheading 8716.80.90 diameter incl. tyres 100-250 mm	9 971	100 137	95 220	1 286 336
8716909600	Other castor	56 924	149 146	68 357	264 857
8716909900	Other trailer and semi-trailers, other vehicles not mechanically propelled	524 205	6 739 901	1 488 018	18 469 567
8801000000	Balloon, dirigible, glider, hang gliders and other non-powered aircraft	0	82	0	250
8802110000	Helicopters of an unladen weight <= 2,000 kg	0	15 628	0	8 005 746
8802120000	Helicopters of an unladen weight > 2,000 kg	0	23 182	0	16 634 645
8802201000	Aeroplane of an unladen weight <= 2,000 kg	4 109	47 992	554 033	11 342 925

I.3. IM POR M ENURUT KOM ODITI / IM PORT BY HS COM M ODITY

*** DESEM BER / DECEM BER 2014 ***

H S	Uraian Komoditi Commodity Description	Berat Bersih / Net Weight (Kg)		Nilai / Value C.I.F (US\$)	
		Bulan ini Current Month	Kumulatif Cum.Jan. to date	Bulan ini Current Month	Kumulatif Cum.Jan. to date
8802209000	Aeroplane of an unladenweight > 2,000 kg	0	14 821	0	29 663 352
8802301000	Aeroplane of an unladenweight >2,000 kg and <= 15,000 kg	0	53 883	0	86 766 186
8802401000	Aeroplanes of an unladenweight > 15,000 kg	0	121 947	0	28 900 902
8802409000	Other aircraft of an unladenweight > 15,000 kg	0	12 025	0	16 080 000
8803100000	Propellers, rotors, parts thereofheading 8801 or 8802	774	139 323	474 871	2 328 668
8803200000	Under-carriages, parts thereofheading 8801 or 8802	44	16 675	31 986	1 945 349
8803300000	Other parts of aeroplanes/helicoptersheading 8801 or 8802	18 040	558 418	12 115 720	263 386 398
8803901000	Parts of telecommunication satellites	16	32	3 116	13 586
8803909000	Other parts of goods of ballon,dirigibles and other aircraft	26 169	286 201	9 804 269	67 308 271
8804001000	Parachutes (incl dirigible parachutes,paragliders)& rotochutes,part	0	251	0	48 208
8804009000	Oth parachutes (incl dirigible parachut,paragliders)& rotochutes,pa	693	4 821	653 129	2 993 048
8805100000	Aircraft launching gear, part thereof,deck arrestor/similar gear,par	0	63 446	0	5 561 063
8805210000	Air combat simulators and parts thereof	2 171	3 952	115 938	4 078 175
8805291000	Ground flying trainers	32 764	69 630	8 801 200	16 998 206
8805299000	Parts of ground flying trainers	13 484	86 202	10 898 944	18 586 893
8901101000	Cruise ships,excursion boats,ferry-boatsall kinds of gross tonnage .	0	9 744	0	105 895
8901102000	Cruise ships,excursion boats,ferry-boatsof gross tonnage>26 but<=	90 000	138 000	84 420	104 220
8901106000	Cruise ships,excursion boats,ferry-boats of gross tonnage>500 but	0	1 504 000	0	4 509 425
8901107000	Cruise ships,excursion boats,ferry-boats of gross tonnage>1000bu	0	2 152 149	0	7 261 583
8901205000	Tankers of gross tonnage <= 5000 ton	1 486 000	27 533 000	5 750 000	38 588 952
8901207000	Tankers of gross tonnage> 5000 ton but <= 50000 ton	7 656 000	81 560 000	8 500 000	127 714 511
8901208000	Tankers of gross tonnage > 50000 ton	99 999 000	161 110 000	15 000 000	65 998 588
8901305000	Refrigerated vessels, oth than 8901.20of gross tonnage <= 5000 to	286 000	286 000	11 408	11 408
8901901100	Other vessels,for transp. not motorisedof gross tonnage <= 26 ton	0	10 722	0	53 391
8901901400	Other vessels,for transp. not motorisedof gross tonnage > 500 ton	6 130 000	64 562 158	6 036 296	93 687 183
8901903100	Other vessels,for transp. motorisedof gross tonnage <= 26 ton	0	678 564	0	176 592
8901903200	Other vessels for transport, motorisedof gross tonnage > 26 but <=	236 000	7 177 920	3 750 000	25 289 789
8901903300	Other vessels,for transp. motorisedof gross tonnage > 500 but <=	0	5 736 000	0	31 217 354
8901903400	Other vessels,for transp. motorisedof gross tonnage >1000 but <=	603 000	61 641 134	2 250 000	138 554 844
8901903500	Other vessels,for transp. motorisedof gross tonnage >4000 but <=	0	15 079 000	0	12 543 651
8901903600	Other vessels,for transp. motorisedof gross tonnage >5000 but <=	0	68 929 348	0	169 829 025
8902002100	Fishing vessels of gross tonnage <= 26 ton	0	55 427	0	35 770
8902002200	Fishing vessels of gross tonnage > 26 but <= 40 ton	0	51 880	0	17 122
8902002300	Fishing vessels of gross tonnage > 40 but <= 250 ton	0	2 573 910	0	4 561 648
8902002400	Fishing vessels of gross tonnage > 250 but <= 1000 ton	300 000	6 970 457	138 961	5 545 018
8902009300	Other fishing vessels of gross tonnage > 40 but <= 250 ton	0	9 903 000	0	4 422 000
8903100000	Yachts&oth vessels for pleasure/ sportsrowing boats&canoes, infla	0	61 481	0	710 601
8903910000	Sailboats, with/without auxiliary motor, not inflatable	24	27 678	211	119 014
8903920000	Motorboats, other than outboardmotor, not inflatable	6 583	81 488	148 939	1 559 966
8903990000	Other vessels for pleasure/ sports;canoes, not inflatable	7 824	96 281	34 745	536 936
8904003100	Tugs and pusher craft, power <= 4000 hp of gross tonnage <= 26 tr	57 000	2 810 720	1 000 000	38 075 250
8904003900	Tugs and pusher craft, power > 4000 hp of gross tonnage <= 26 to	0	2 719 854	0	43 684 071
8905100000	Dredgers	536 317	5 518 808	1 558 897	22 885 575
8905200000	Floating/submersible drilling/production platforms	133 000	157 393 074	415 860	209 064 659
8905901000	Floating docks	0	561 163	0	5 693 783
8905909000	Oth vessels w/ navigability of which issubsidiary to their main funct	2 859 679	12 129 416	45 260 335	105 659 930
8906100000	Warships	150 713	506 620	4 899 950	9 283 417
8906901000	Lifeboats oth than rowing boats,oth vessels of displacement <= 30	1 234	106 056	21 018	1 400 882
8906902000	Lifeboats oth than rowing boats,othvessels of displace.> 30 but<=	0	10 590	0	129 756
8906909000	Lifeboats oth than rowing boats,oth vessels of displacement > 300	25 733	1 546 323	1 322 028	18 678 721
8907100000	Floating structures, inflatable rafts	15 987	433 100	204 592	3 048 827
8907901000	Buoys	8 778	666 000	62 321	4 178 314
8907909000	Other floating structures	2 078 397	6 009 916	1 938 474	16 534 422
8908000000	Vessel and oth floating structuresfor breaking up	0	228 005	0	1 271 787
9001101000	Optical fibres ,optical fibre bundles&cables for telecom.&oth elect	33 217	2 125 702	2 767 445	26 884 813
9001109000	Optical fibres, optical fibre bundles&cables for other purpose	3 377	60 118	55 302	1 181 562
9001200000	Sheets and platesof polarising material	21	10 848	1 599	70 535
9001300000	Contact lenses	33 264	328 537	4 128 310	45 438 098
9001400000	Spectacle lenses of glass	3 893	9 219	127 597	272 381
9001500000	Spectacle lenses of other materials	20 367	276 995	900 408	7 987 611
9001901000	Lenses & optic elements for photograpor cinematographic camera	7 384	105 288	726 612	9 948 853
9001909000	Other elements of glass notoptically worked	75 688	1 073 609	677 499	14 055 667
9002111000	Objective lenses for cinematographicprojector	1 017	9 594	165 335	874 111
9002119000	Objective lenses for cameras andother projector	11 951	159 192	666 100	11 825 271

I.3. IM POR M ENURUT KOM ODITI / IM PORT BY HS COM M ODITY
***** DESEM BER / DECEM BER 2014 *****

H S	Uraian Komoditi Commodity Description	Berat Bersih / Net Weight (Kg)		Nilai / Value C.I.F (US\$)	
		Bulan ini Current Month	Kumulatif Cum.Jan. to date	Bulan ini Current Month	Kumulatif Cum.Jan. to date
9002190000	Objective lenses for other instruments & apparatus	19 777	334 828	628 935	13 764 014
9002201000	Filters for cinematographic projectors	0	602	0	30 429
9002202000	Filters for cinematographic cameras, photographic cameras & oth	0	124	0	33 095
9002203000	Filters for telescopes/ microscopes	0	300	0	39 832
9002209000	Filters for oth instruments&apparatus	2 650	36 196	29 432	400 193
9002902000	Lenses&prisms for cinematographicprojectors	0	2 002	0	70 954
9002903000	Lenses&prisms for cinematographic,photographic cameras & oth	493	9 495	157 055	1 611 764
9002909000	Other Lenses & prisms	2 364	26 937	666 626	8 232 666
9003110000	Frames & mountings for spectacles,goggles of plastics	15 102	155 149	207 402	2 534 131
9003190000	Frames & mountings for spectacles,goggles of other materials	4 758	72 368	216 566	2 198 981
9003900000	Parts for spectacles,goggles	7 665	114 247	123 171	2 698 963
9004100000	Sunglasses	97 060	1 721 773	848 014	12 880 916
9004901000	Corrective spectacles	1 451	144 032	42 873	1 208 540
9004905000	Protective goggles	7 301	200 110	32 685	968 756
9004909000	Other spectacles & goggles	34 389	818 255	623 883	11 240 252
9005100000	Binoculars	5 884	75 143	1 539 898	10 967 283
9005801000	Astronomical instrumens, excludinginstruments for radio-astronor	0	678	0	13 836
9005809000	Monoculars & oth optical telescopes	13 780	147 546	75 963	7 537 485
9005909000	Parts&accessories (include mountings)for oth optical telescopes	38	58 408	2 463	2 788 706
9006109000	Oth laser photoplotter,cameras of a kind used for preparing print	177	32 808	4 076	222 047
9006300000	Cameras specially design for under wateruse for aerial survey, me	1 379	8 993	517 945	3 668 198
9006400000	Instant print cameras	74	3 338	25 207	684 314
9006510000	Oth cameras w/ a through-the lens viewfinder(slr),for roll film of w	3 346	203 444	7 980	907 775
9006520000	Oth cameras for roll film of width<35 mm	0	23	0	683
9006530000	Oth cameras for roll film of width=35mm	0	3	0	1 721
9006591000	Lasers photo plotters/ imagesetters withraster image processor	742	6 009	7 487	112 737
9006599000	Lasers photo plotters/ imagesetterswithout raster image processor	7 147	36 356	116 812	275 996
9006610000	Discharge lamp ("electronic") flashlightapparatus	12 926	55 662	19 531	113 312
9006690000	Photographic flashbulbs apparatus	14	27 439	2 397	95 154
9006911000	Parts & accessories for laser photoplotters of subheading 9006101	0	4	0	2 455
9006913000	Parts & accessories for instan printcamera,w/ slr,roll film a width<	1 965	17 815	16 811	99 165
9006919000	Other parts & accessories for cameras	3 469	354 001	24 222	972 257
9006991000	Parts & accessories for photographicflash-light apparatus	2 941	11 166	5 177	27 312
9006999000	Parts & accessories oth than forphotograp flash-light apparatus	6 449	119 203	9 506	1 168 269
9007100000	Cinematographic cameras	5 320	67 203	69 632	902 675
9007209000	Cinematographic projectors for film ofmore than 16 mm in width	36 443	271 016	55 026	5 509 505
9007910000	Parts and accessories forcinematographic cameras	14 610	111 336	244 037	1 557 349
9007920000	Parts and accessories forcinematographic projectors	6 530	92 456	1 288 478	11 753 967
9008501000	Projector,enlarge/ reducer,microfilm/ fiche/ form whether/ not cap	3	2 489	407	51 090
9008509000	Projector,enlarge/ reducer,oth microfilm/ fiche/ form whether/ not	37 080	350 519	70 511	803 565
9008902000	Part&accessories for image projectorof fotographic, enlarge & red	1	1 985	36	23 145
9008909000	Part&accessories for image projectoroth of fotographic, enlarge &	2 485	12 527	67 939	272 765
9010100000	App & equipment for automaticallydevelope/expose photographic	34 642	255 481	84 192	674 519
9010501000	App for the projec/ draw of circ patternon sensitized substrates,ma	10	12 994	895	117 256
9010509000	Oth app&equip for photograph laboratorie(inc cinematographic);	4	103	225	4 671
9010601000	Projection screens of 300 inches or more	20 806	616 944	83 683	2 848 128
9010609000	Projection screens of 300 inches or less	13 555	267 222	86 885	1 042 186
9010901000	Parts&accessores of apparatus&equipmentsfor automatically dev	621	2 220	3 694	46 969
9010903000	Parts&acc of app for the projection/drawing of circuit patterns of	9	48	351	3 880
9010909000	Parts&accessoris of other apparatus&equipment for photographic	1 925	17 395	4 720	344 558
9011100000	Stereoscopic microscopes	676	32 278	93 778	685 428
9011200000	Oth microscopes for photomicrography, cinephotomicrography or	2 387	83 799	37 285	3 344 647
9011800000	Other optical microscopes	5 030	36 821	307 786	6 012 415
9011900000	Parts and accessories of compoundoptical microscopes	81	520	1 373	111 079
9012100000	Microscopes oth than optical microscope diffraction apparatus	1 536	32 383	523 750	3 858 968
9012900000	Parts and accessories for microscopeoth than optical microscope	370	3 721	62 553	408 612
9013100000	Telescopic sights for fitting to armsperiscopes,telescopes to part o	2 059	8 005	360 312	1 357 245
9013200000	Lasers, other than laser diodes	368	24 514	88 063	4 196 964
9013801000	Optical error verifications&repairapp for pcb/pwb&pca	421	23 967	31 189	1 170 718
9013802000	Liquid crystal devices	6 613	118 661	1 067 512	16 357 937
9013809000	Other devices, appliances&instrumentsof other optical appliances	108 835	796 112	940 916	10 018 071
9013901000	Parts & accessories of lasers oth thanlaser diodes (sub head 90132	8	1 517	24 326	134 510
9013905000	Parts&accessories of liquid crystaldevices (sub head 90138020)	3	714	991	23 486
9013906000	Parts & accessories of goods of opticalerror repair apparatus for p	0	14	0	5 814

I.3. IM POR M ENURUT KOM ODITI / IM PORT BY HS COM M ODITY
***** DESEM BER / DECEM BER 2014 *****

H S	Uraian Komoditi Commodity Description	Berat Bersih / Net Weight (Kg)		Nilai / Value C.I.F (US\$)	
		Bulan ini Current Month	Kumulatif Cum.Jan. to date	Bulan ini Current Month	Kumulatif Cum.Jan. to date
9013909000	Parts & accessories of oth than goods of lasers,liquid crystal,oth de	757	105 272	60 409	5 241 494
9014100000	Direction finding compasses	29 267	93 635	131 378	1 478 849
9014200000	Instrum& appl for aeronautical/ spacenavigation (other than compa	1 261	64 709	363 624	2 536 906
9014801000	Oth navigation instrum&appl of used onshp work with an automa	679	23 862	117 259	2 790 500
9014809000	Oth navigation instrum&appl of oth used on ships	4 241	76 058	246 704	3 523 504
9014901000	Parts&acc of navigation instrum&app of on ships,with automatic d	377	18 346	47 891	1 919 021
9014909000	Parts & accessories of other navigation instruments & appliances	10 678	30 528	1 894 164	5 236 360
9015101000	Rangefinders of used in photography or cinematography	631	852	24 062	57 311
9015109000	Rangefinders other than of used in photography or cinematograph	6 816	244 271	81 777	1 724 497
9015200000	Theodolites & tachymeters (tacheometers)	1 400	28 428	201 373	2 617 698
9015300000	Levels [measuring higher of ground]	6 812	101 424	94 407	961 334
9015400000	Photogrammetrical surveying instruments and appliances	2 020	34 290	32 100	771 588
9015801000	Radio sonde and radio wind apparatus	231	18 870	45 652	2 233 239
9015809000	Other instruments& appliances oth than Radio sonde and radio win	9 437	274 737	468 453	26 080 136
9015900000	Parts & accessories of surveying instruments & appliances	8 790	318 070	1 515 884	33 785 625
9016000000	Balances of a sensitivity of 5 cg or better, w/without their weights	23 818	225 709	437 362	3 630 637
9017101000	Plotters,drafting tables and machines,whether not automatic	9 475	38 231	42 920	294 400
9017109000	Drafting tables and machines,whether not automatic other than p	13 601	61 169	77 114	1 061 784
9017201000	Rulers,drawing,marking out,ormathematical calculating instrumen	50 017	363 555	50 010	597 469
9017203000	App for the project/draw of circ pattern on sens'zed subs's for mfc	1 800	3 025	200 622	387 666
9017204000	Photo plotters for the manufacture of pcb/pwb	0	155	0	36 557
9017205000	Oth Plotter, drawing,marking out,ormathematical calculating instr	0	9	0	80
9017209000	Other drawing,marking-out/ mathematical calculating instruments	46 546	776 413	153 253	1 928 206
9017300000	Micrometers, callipers and gauges	57 171	571 140	1 522 879	15 115 144
9017800000	Oth instruments for measuring length for use in hand, rods and tap	410 455	3 261 887	1 695 569	9 843 658
9017902000	Parts&acc of app for the project/draw of circ pattern,sens substrat	33	2 344	1 125	158 741
9017903000	Parts&acc of photoplotters for the manufac of pcb/pwb	0	584	0	29 388
9017904000	Parts&accessories,incl printed circuits assemblies of other plotters	32	327	2 640	37 196
9017909000	Parts & accessories of oth instruments for measuring length for use	871	76 269	37 642	1 043 527
9018100000	Electro-cardiographs,used in medical	9 064	53 862	790 847	4 120 476
9018120000	Ultrasonic scanning apparatus,used in medical	20 275	105 318	3 169 770	18 726 006
9018130000	Magnetic resonance imaging apparatus used in medical	18	203 317	10 316	10 787 094
9018140000	Scintigraphic apparatus used in medical	326	6 521	28 491	653 719
9018190000	Other electro-diagnostic apparatus used in medical	15 772	154 187	1 979 537	14 768 342
9018200000	Ultra-violet/infra-red ray apparatus used in medical	2 825	20 323	395 348	3 155 835
9018311000	Disposable syringes, with or without needles	73 801	1 330 304	1 025 585	11 500 492
9018319000	Syringes, with/without needles other than disposable syringes	20 835	265 501	403 016	4 811 135
9018320000	Tubular metal needles and needles for sutures	38 470	487 326	398 308	6 348 541
9018391000	Catheters	78 441	866 500	2 063 441	20 066 489
9018399000	Cannulae and the like	23 818	536 719	213 171	10 858 389
9018410000	Dental drill eng,whether/ not combined on a single base with oth d	58	1 816	9 407	307 643
9018490000	Oth instruments and appliances,used in dental sciences	1 228	106 879	51 582	1 015 775
9018500000	Oth ophthalmic instruments& appliances	3 221	46 864	907 881	12 930 704
9018902000	Intravenous administration set	133 230	1 279 650	1 808 705	19 138 669
9018903000	Electronic instruments and appliances,used in medical	852 771	9 535 255	7 333 823	55 539 296
9018909000	Other instruments and appliances,used in medical	262 767	2 807 617	10 725 388	78 483 984
9019101000	Electronic,mechano-therapy appliances massage,psycho aptitude-t	88	93 936	612	956 743
9019109000	Mechano-therapy appliance massage,psycho aptitude-test appara	22 442	568 896	586 390	5 292 662
9019200000	Ozone therapy,oxygen therapy, aerosol therapy, artificial respirat	87 675	1 235 185	4 567 810	29 923 120
9020000000	Breath appl,gas masks,excl protec maskshave neither mech part,r	23 583	287 700	1 065 674	6 300 536
9021100000	Orthopaedic or fracture appliances	25 379	208 262	187 249	2 569 113
9021210000	Artificial teeth,orthopaedic appliances	0	1 169	0	245 623
9021290000	Dental fittings,orthopaedic appliances	53	943	53 471	389 800
9021310000	Artificial joints,orthopaedic appliances	1 249	4 788	284 254	2 571 588
9021390000	Other artificial parts of the body	100	2 774	228 101	1 522 577
9021400000	Hearing aids, excluding parts and accessories	277	13 511	169 607	15 818 340
9021500000	Pacemakers for stimulating heart muscles,excluding parts& accesso	0	2	0	7 609
9021900000	Oth appl.which are worn/ carried/implan in the body,to compensat	19 335	215 916	4 554 009	102 160 980
9022120000	Computed tomography apparatus	26 737	198 959	3 336 715	13 032 994
9022130000	X-ray app for dental uses	24 107	31 001	500 540	1 092 581
9022140000	X-ray app for medical,surgical or veterinary uses	72 885	426 949	6 285 337	31 225 048
9022191000	X-ray app for the physical inspection of solder joints on pcb/pwb as	4 949	155 808	573 278	4 475 302
9022199000	X-ray For radiografi or radiotherapy apparatus	8 397	129 395	1 469 104	8 086 983
9022210000	Alpha,beta/ gamma radiations,for medical surgical,dental/ veterinar	390	413	120 000	131 981

I.3. IM POR M ENURUT KOM ODITI / IM PORT BY HS COM M ODITY

*** DESEM BER / DECEM BER 2014 ***

H S	Uraian Komoditi Commodity Description	Berat Bersih / Net Weight (Kg)		Nilai / Value C.I.F (US\$)	
		Bulan ini Current Month	Kumulatif Cum.Jan. to date	Bulan ini Current Month	Kumulatif Cum.Jan. to date
9022290000	Alpha,beta/ gamma radiations,forradiography or radiotherapy app	2 355	66 695	541 757	7 651 868
9022300000	X-ray tubes	945	4 622	307 222	1 537 611
9022901000	Parts&acc of x-ray app for the physicalinspection of solder joints o	975	8 533	191 498	1 558 776
9022909000	Part&acc oth of x-ray app for the physicinspection of solder joints	1 708	18 440	584 267	3 855 812
9023000000	Instruments app&model,for demonstrapurposes(in education/ exh	77 419	743 164	3 253 370	25 918 206
9024101000	Machines& appliances for testing metals,electrically operated	31 932	291 627	680 146	6 955 366
9024102000	Machines& appliances for testing metals,not-electrically operated	141	4 593	9 974	339 141
9024801000	Oth mach& appliances for testing wood,textiles,paper,plastics,elec	53 731	409 485	2 274 491	15 198 915
9024802000	Oth mach& appliances for testing wood,textiles,paper,plastic,not e	542	22 428	22 105	1 149 171
9024901000	Parts&acc for elect operated mach&appfor test mechanical prop	6 804	54 555	423 357	3 383 775
9024902000	Parts&acc for non elect operated mach&app for test mechan prop	2 983	7 242	119 095	489 014
9025110000	Thermometers&pyrometers,liquid filled,for direct reading	9 420	132 726	70 948	861 343
9025191100	Thermometers&pyrometers,elect operated,temperature gauges fr	11 651	112 504	298 653	2 274 357
9025191900	Thermometers&pyrometers,elect operated,oth temperature gaug	38 739	248 775	931 756	8 567 927
9025192000	Thermometers&pyrometers notelectrically operated	1 043	23 207	104 864	766 106
9025802000	Oth instruments of oth than thermometers&pyrometers, electrica	24 044	807 800	544 925	7 681 602
9025803000	Oth instruments of oth than thermometers&pyrometers, not elect	5 906	141 943	141 512	1 267 726
9025901000	Parts&aces of hidrometer,termometer/ similar instrument, electri	29 477	268 198	229 917	3 617 950
9025902000	Parts&aces of hidrometer,termometer/ similar instrument, non el	2 096	69 539	41 309	1 795 163
9026101000	Level gauges for motor vehicleselectrically operated	32 188	204 391	291 787	3 899 107
9026102000	Level gauges for motor vehiclesnot electrically operated	21 776	270 226	421 462	5 910 499
9026103000	Oth measuring/check the flow/level of liquid, electrically operated	72 509	627 054	2 947 026	28 007 857
9026109000	Oth measuring/check the flow/level of liquid,not electrically opera	79 336	682 917	1 105 202	15 646 223
9026201000	Presure gauges for motor vehicles,electrically operated	56 286	525 052	1 006 379	12 580 138
9026202000	Presure gauges for motor vehicles, not electrically operated	5 494	98 446	166 428	3 238 680
9026203000	Other measuring/ checking pressureinstruments, electrically opera	53 852	631 445	1 613 677	22 689 935
9026204000	Other measuring/ checking pressureinstruments,not electrically op	103 709	628 601	745 544	11 172 115
9026801000	Oth instruments/ app for measuring/checkthe flow/level/press,ele	107 582	769 046	4 875 466	26 132 836
9026802000	Oth instruments/ app for measuring/check,flow/level/press,not elk	17 651	204 997	402 059	4 383 858
9026901000	Part&acc for electric operate instrument&app,measure/ check the	37 483	409 685	1 962 189	23 060 561
9026902000	Part&acc for non electric operate instru&app,measure/ check the f	31 817	1 427 012	481 720	17 061 870
9027101000	Gas/ smoke analysis apparatus, electrically operated	7 937	49 693	395 572	3 418 443
9027102000	Gas/ smoke analysis apparatus, not electrically operated	304 736	412 109	1 828 456	12 851 784
9027201000	Chromatographs&elektrophoresisinstruments, electrically operate	775	12 074	135 347	2 995 749
9027202000	Chromatographs&elektrophoresisinstruments,not electrically ope	57	726	42 041	176 681
9027301000	Spectro/ spectrophotometers& spectrograph use optic radiat,elect	16 536	125 179	1 931 471	13 826 780
9027302000	Spectro/ spectrophotometers& spectrograph use optic radiat,not e	4 626	29 672	1 020 753	7 340 563
9027501000	Oth instrum&app using optic radiations(uv, visible, ir),electrically c	10 969	88 868	1 454 695	14 925 477
9027502000	Oth instrum&app using optic radiations(uv, visible, ir),not electric	500	18 988	204 675	1 646 288
9027801000	Oth instruments&app,exposure meters	17 236	230 948	970 794	10 425 097
9027803000	Oth instruments&app oth thanexposure meters,electrically operat	148 001	422 862	2 151 964	16 121 241
9027804000	Oth instruments&app oth thanexposure meters,not electric opera	1 386	34 752	173 854	2 021 086
9027901000	Parts&acc incl pca of head 9027,oth thanfor gas/ smoke analysis ap	145	9 121	40 713	1 466 190
9027909100	Microtomes, electrically operated	4 208	59 453	542 994	2 891 778
9027909900	Microtomes,not electrically operated	7 664	75 716	1 346 692	8 249 986
9028101000	Gas meters of a kind mounted ingas containers	45 438	280 023	2 342 882	7 755 654
9028109000	Other gas meters	1 428	69 960	69 707	1 825 416
9028202000	Liquid meters, water meters	57 477	299 299	433 008	2 412 539
9028209000	Other liquid meters	898	14 823	78 663	558 620
9028301000	Electricity meters,kilowatt hour meters(kwh)	14 769	100 433	562 931	3 367 215
9028309000	Other Electricity meters	50 636	657 272	2 085 778	22 562 617
9028901000	Part&accessories,water meter housingsor bodies	61 045	1 046 754	528 308	7 414 530
9028909000	Part&accessories,oth water meterhousings or bodies	65 820	1 152 025	1 089 312	18 052 912
9029102000	Taximeters	4	6 397	1 797	67 724
9029109000	Mileometers, pedometers and the like	9 525	618 430	328 652	6 647 369
9029201000	Speedometer for motor vehicles	65 705	803 677	1 164 000	15 013 604
9029202000	Tachometers for motor vehicles	27 418	375 972	555 219	8 848 292
9029209000	Oth speed indicators&tachometers; stroboscopes	84 882	1 253 525	2 288 299	36 077 707
9029901000	Parts&acc of revolution counter&the likeor of stroboscopes of sub	13 957	206 682	211 331	3 341 039
9029902000	Parts and accessories of othergoods of speed indicators & tachom	156 685	1 909 099	3 671 197	53 583 338
9030100000	Instruments & apparatus for measuring/ detecting ionising radiati	1 072	52 182	392 203	6 127 385
9030200000	Oscilloscope and oscillographs	8 719	61 335	478 116	1 881 096
9030310000	Multimeters without a recording device	10 862	217 700	301 934	3 974 849
9030320000	Multimeters with a recording device	9 580	85 014	110 093	1 190 642

I.3. IM POR M ENURUT KOM ODITI / IM PORT BY HS COM M ODITY
***** DESEM BER / DECEM BER 2014 *****

H S	Uraian Komoditi Commodity Description	Berat Bersih / Net Weight (Kg)		Nilai / Value C.I.F (US\$)	
		Bulan ini Current Month	Kumulatif Cum.Jan. to date	Bulan ini Current Month	Kumulatif Cum.Jan. to date
9030331000	Instruments and apparatus for measuring/check voltage without a	10 066	109 554	545 046	5 751 946
9030332000	Impedance-measuring instruments&apparatus designed to provid	1 043	15 721	45 601	515 283
9030333000	Ammeters and voltmeters for motorvehicles without a record dev	10 956	114 277	17 759	342 838
9030339000	Oth instruments&apparatus for measuring/ check voltage without	28 785	311 886	415 163	7 440 183
9030390000	Oth Instruments&apparatus for measuring/ check voltage with a re	5 041	69 499	419 046	3 559 124
9030400000	Other instruments and apparatus,designed for telecommunication	4 315	52 748	2 223 045	7 131 286
9030821000	Wafer probers for measuring/ checksemiconductor wafers	701	2 263	50 717	103 551
9030829000	Oth instrum&app for measuring/ check semiconductor wafer/ devic	1 202	21 230	419 931	3 839 756
9030841000	Instruments & app with a recording formeasure/ check elect quant	1 207	47 635	144 999	2 561 798
9030849000	Oth instru&app with a record for measure,check electrical quantiti	4 172	72 896	136 644	2 140 021
9030891000	Instru&app,w/o recording device for goods other than subheading	164	8 210	6 190	219 154
9030899000	Oth instruments & apparatus,withoutrecording device	63 098	569 806	986 578	10 022 799
9030901000	Parts&accessories incl pca of goodsgoods of subhead 903040 & 90	8 701	65 529	376 867	4 798 806
9030903000	Parts&acc of optic instrum&appliance formeasuring/ check pcb/pw	898	11 633	104 507	2 163 187
9030904000	Parts&acc of instrum&app for measure/ check elect quantities on p	2 679	19 736	185 369	1 640 583
9030909000	Other parts&accessories ofgoods of head 9030	4 844	1 133 682	330 549	23 187 150
9031101000	Machines for balancing mechanical parts,electrically operated	45 016	589 027	1 817 783	12 046 900
9031102000	Machines for balancing mechanical parts,not electrically operated	65	25 105	2 057	891 513
9031201000	Test benches, electrically operated	10 308	214 243	655 996	8 983 408
9031202000	Test benches,not electrically operated	985	28 376	18 400	1 711 345
9031410000	Oth optic instrum&appl for inspect semiconduct wafer/ device/phc	61	14 612	29 441	952 461
9031491000	Optic instrum&appl for measur surfaceparticulate contamination,s	1 245	13 509	1 256	1 195 600
9031492000	Optical error verification&repair appfor pca/pwb and pca	0	12	0	1 552
9031493000	Optical instrum&appl for measuring/ checking pcb/ pwb&pca	59	6 500	20 253	768 743
9031499000	Other optical instruments andappliances for other purposes	19 465	213 336	823 201	14 350 617
9031801000	Cable tester	2 884	54 854	404 493	4 735 720
9031809000	Oth instruments,appliances and machines,other cable tester	288 691	3 216 641	12 724 513	146 903 673
9031901100	Parts&acc incl pca of optical instrum&appl,inspect semicon wafer,	2 476	40 408	230 471	2 066 499
9031901200	Parts&acc of optic error verif&repairapparatus for pcb/ pwb&pca	1	2 058	20	367 472
9031901300	Parts&acc of oth optic instruments&appl,measuring/ chek pcb/pwl	4 586	51 748	126 539	2 023 407
9031901900	Oth parts&acc oth than inspect wafer/ repair/ measure pcb,pwb,pw	19 280	296 494	1 119 957	15 493 627
9031902000	Oth part&acc for measure/ chek instrumentappliance&mach,not e	1 039	32 908	69 112	1 585 621
9032101000	Thermostats, electrically operated	138 386	1 413 063	1 526 969	23 405 218
9032102000	Thermostats, not electrically operated	4 324	100 760	81 286	1 470 485
9032201000	Manostats, electrically operated	796	95 596	108 328	1 243 847
9032202000	Manostats, not electrically operated	1 391	49 259	20 592	367 851
9032810000	Hydraulic or pneumatic	60 807	819 515	556 323	8 850 637
9032891000	Instru&app,automatic data process machfor controll,cargo handlir	77 633	1 308 797	1 554 970	29 432 514
9032892000	Automatic instrum&app for controllchem/ elec-chem solutions in p	385	13 889	2 878	347 709
9032893100	Automatic regulating voltage units(stabilizers),electrically operate	149 208	1 304 820	676 794	3 313 296
9032893900	Instrument& apparatus oth than(stabilizers),electrically operated	80 466	962 982	2 757 673	34 593 862
9032899000	Oth automatic regulating/ controllinstrum&app not electrically ope	399 395	3 663 341	11 677 234	145 952 262
9032901000	Parts&accessories of automatic dataprocess mach,cargo handl syt	15	2 509	995	216 075
9032902000	Part&acc automatic instr&app, controllchem/ elec-chem solutions	796	1 577	9 398	31 086
9032903000	Part&acc automatic, regulating/ controllinstruments& apparatus,el	75 960	315 528	862 046	4 714 938
9032909000	Part&acc automatic, regulating/ controllinstruments& apparatus,nc	277 010	964 461	4 980 327	35 675 298
9033001000	Parts&acc for mach,appl,instrum ofchap 90 for electric operated e	37 080	374 595	1 312 921	11 180 475
9033002000	Parts&acc for mach,appl,instrum ofchap 90 for not electric operat	31 261	352 043	497 922	8 114 822
9101110000	Wrist-watch of metal,w/not stopwatchw/ mech display only,elect	64	825	6 020	581 978
9101190000	Wrist-watch of metal,w/not stopwatchoth w/ mech display only,e	6	1 309	197	524 833
9101210000	Oth wrist-watch,whether/not stopwatchw/ automatic winding of r	3	30	8 298	44 874
9101290000	Oth wrist-watch,whether/not stopwatchoth than automatic windi	9 443	42 684	88 158	440 982
9101910000	Pocket-watch&oth watch inc stopwatch ofmetal or precious metal	0	861	0	1 361
9101990000	Pocket&oth watch inc stopwatch of metal/of w/ precious metal,n	1 682	27 571	17 533	616 879
9102110000	Wrist-watch,whether/not stopwatchw/ mech display only,elect op	45 042	241 734	3 855 364	21 550 181
9102120000	Wrist-watch,whether/not stopwatchw/ opto-elect display only,ele	450	3 990	64 427	575 308
9102190000	Wrist-watch,whether/not stopwatchoth than mech&opto,elect op	120 302	1 225 876	269 262	4 081 375
9102210000	Oth wrist-watch,whether/not stopwatchw/ automatic winding	1 097	9 075	380 757	1 997 199
9102290000	Oth wrist-watch,whether/not stopwatchoth than automatic windi	36 775	705 014	763 886	7 848 767
9102911000	Stop-watches, electrically operated	1 482	22 562	4 677	101 738
9102919000	Pocket-watch&oth watch, electricallyoperated	3	20 608	2 113	728 676
9102990000	Pocket-watch&oth watch inc stopwatchnot electrically operated	28 608	620 982	80 603	8 287 581
9103100000	Clocks with watch movements,excl clocks ofh9104 elect operated	0	1 494	0	2 341
9103900000	Clocks with watch movements,excl clocks ofh9104 not elect opera	1 590	68 113	1 496	272 256

I.3. IM POR M ENURUT KOM ODITI / IM PORT BY HS COM M ODITY
***** DESEM BER / DECEM BER 2014 *****

H S	Uraian Komoditi Commodity Description	Berat Bersih / Net Weight (Kg)		Nilai / Value C.I.F (US\$)	
		Bulan ini Current Month	Kumulatif Cum.Jan. to date	Bulan ini Current Month	Kumulatif Cum.Jan. to date
9104001000	Instrument panel clocks & clocks of a similar type, for vehicles	2 197	23 776	90 843	1 386 294
9104002000	Instrument panel clocks & clocks of a similar type, for aircraft	0	5	0	6 492
9104003000	Instrument panel clocks & clocks of a similar type, for vessels	0	1 166	0	3 114
9104009000	Instrument panel clocks & clocks of a similar type, for spacecraft	0	1 154	0	508 675
9105110000	Alarm clocks, electrically operated	22 242	93 706	56 808	535 864
9105190000	Alarm clocks, not electrically operated	68 355	433 605	123 790	988 135
9105210000	Wall clocks, electrically operated	32 158	297 960	182 780	1 264 970
9105290000	Wall clocks, not electrically operated	24 369	227 599	71 770	739 961
9105911000	Marine chronometers, electrically operated	0	278	0	1 103
9105919000	Oth clocks, oth than Marine chronometers electrically operated	1 221	27 782	5 107	76 446
9105991000	Marine chronometers, not electrically operated	11	311	212	689
9105999000	Oth clocks, oth than Marine chronometers not electrically operated	20 692	155 844	79 586	748 822
9106100000	Time-registers, time-recorders	3 762	71 134	28 382	616 098
9106901000	Parking meters	280	24 580	1 052	136 031
9106909000	Oth time of day recording & measuring appoth than parking meter	12 719	163 218	152 674	1 959 183
9107000000	Time switches with clock/ watch movement/ with synchronous mot	27 516	436 688	306 284	3 851 518
9108110000	Watch move comp & assem w/ mechanical display only, electrically	7	165	1 038	5 411
9108120000	Watch move comp & assem w/ opto elect display only, electrically c	0	17	0	6 533
9108190000	Watch move comp & assem oth than mechanical, opto-elect, elect o	5	221	725	33 033
9108900000	Oth watch movements complete and assembled	1 389	14 010	2 383	57 135
9109100000	Clock movements, complete and assembled, electrically operated	4 604	69 484	10 593	326 450
9109900000	Clock movements, complete and assembled, not electrically operat	5 543	32 887	31 590	110 604
9110110000	Complete movements, unassem/ partly assem (movement sets) of \	19 685	126 016	66 150	612 056
9110120000	Incomplete movements, assembled of watches	1 171	15 845	1 493	33 649
9110190000	Rough movements of watches	535	1 247	543	1 823
9110900000	Oth complete watch or clock movements	15 790	65 595	17 258	85 589
9111100000	Watch cases of precious metal/ of metal clad with precious metal	0	8	0	4 282
9111200000	Watch cases of base metal, whether or not gold/ silver-plated	54	666	2 146	10 287
9111800000	Other watch cases	10	6 668	90	15 716
9111900000	Parts of watch cases	55	292	357	10 263
9112200000	Clock cases and cases of a similar type for other goods of this chap	10 184	73 344	29 664	216 125
9112900000	Part of clock cases & cases of a similar type for other goods of this c	2 329	4 761	2 334	18 716
9113100000	Watch straps, bands & bracelets of precious metal/ of metal clad w/	1 258	14 414	52 421	222 955
9113200000	Watch straps, bands & bracelets of base metal, whether or not gold/ :	27	612	2 160	34 124
9113900000	Oth watch straps, bands & bracelets and parts thereof	6 148	49 771	51 858	535 710
9114100000	Springs, including hair-springs of clock or watch parts	0	1 378	0	40 915
9114300000	Dials of clock or watch parts	2 174	14 916	3 570	35 680
9114400000	Plates and bridges of clock/ watch parts	196	12 594	2 440	119 151
9114900000	Oth clock or watch part oth than spring, hair springs, dials, plate & br	5 399	99 664	39 284	368 970
9201100000	Upright pianos	8 185	143 994	13 507	320 716
9201200000	Grand pianos	1 600	48 332	2 640	585 553
9201900000	Oth pianos, incl automatic pianos, harpsichord & oth keybrd string in:	62 836	351 586	69 041	451 467
9202100000	String musical instrument (violins, harps), played with a bow	770	29 952	2 797	474 664
9202900000	Oth string musical instruments (guitars) not played with a bow	38 353	268 804	353 313	3 405 049
9205100000	Brass-wind instruments	3 442	40 742	46 562	660 100
9205901000	Keyboard pipe organ, harmonium & similar keyboard instruments w/	17 427	147 017	24 925	275 210
9205909000	Other wind musical instruments	39 335	867 690	43 352	1 798 664
9206000000	Percussion musical instruments (exp, drm, xylophones, cymbals, cast	74 049	903 120	238 177	3 480 413
9207100000	Keyboard instruments, oth than accordions	39 308	373 917	251 887	3 903 366
9207900000	Oth musical instruments, the sound is produced must be amplified,	1 560	214 517	20 784	1 168 267
9208100000	Musical boxes	5 739	74 230	42 544	577 094
9208901000	Decoy calls, whistles, call horns & oth mouth blown sound signalling	258	22 642	319	149 684
9208909000	Fairground, mech street organ, sing bird, musical saw, oth musical in	402	20 577	3 538	81 522
9209300000	Musical instrument strings	25 857	228 807	464 441	3 766 010
9209911000	Part & accessories, strung backs, keyboards & metal frames for uprig	173 024	2 145 408	291 843	3 961 715
9209919000	Other parts and accessories for pianos	416 327	6 838 554	4 744 930	58 912 201
9209920000	Parts & accessories for the musical instrument of string musical ins	62 538	996 164	1 021 311	15 203 439
9209940000	Parts & acc, the music instrument of sound of which is prod/ must be	160 107	2 524 274	3 661 632	49 008 183
9209990000	Parts & accessories for oth musical instruments	70 054	773 126	2 609 001	26 141 579
9301100000	Artillery weapons (guns, howitzer & mortars)	2 301	211 000	2 155 652	96 462 525
9301200000	Rocket launchers; flame-throwers; grenade launchers; torpedo tubes &	622	1 592	983 886	1 062 908
9301900000	Oth military weapons, oth than revolvers, pistols & the arms of sea	13 725	573 565	6 020 333	220 065 790
9302000000	Revolvers and pistols, other than those of heading 9303/9304	107	8 525	172 592	7 430 050
9303900000	Oth firearm & similar device which operate by the firing of an explo:	0	14 605	0	3 359 721

I.3. IM POR M ENURUT KOM ODITI / IM PORT BY HS COM M ODITY
***** DESEM BER / DECEM BER 2014 *****

H S	Uraian Komoditi Commodity Description	Berat Bersih / Net Weight (Kg)		Nilai / Value C.I.F (US\$)	
		Bulan ini Current Month	Kumulatif Cum.Jan. to date	Bulan ini Current Month	Kumulatif Cum.Jan. to date
9304001000	Air guns,operating at pressureof less than 7 kg	0	69	0	4 799
9304009000	Oth arms(spring,air/ gas guns&pistols)excluding those of heading 9	90	5 372	17 655	798 226
9305100000	Parts and accessories of revolvers orpistols	49	147	33 829	66 385
9305200000	Parts and accessories of shotguns orrifles of heading 9303	40	2 561	17 676	805 330
9305911000	Parts&accessories of military weapons of heading 9301 of leather/	0	102	0	56 375
9305919000	Parts&acc of military weapons of head 9301,of oth than leath/tex	0	1 696	0	1 368 517
9305991100	Part&acc of goods of oth arm of head 93040090 of leather/textile	173	173	3 457	3 457
9305991900	Part&acc of goods of oth arm of head 93040090 of oth than leath	1 005	3 349	291 360	741 821
9305999900	Parts and accessories of revolver&pistolof heading 9302 of oth lea	30	4 447	7 950	477 484
9306210000	Cartridges	290	31 056	4 524	8 388 458
9306290000	Parts of cartridges, gun pellets	16 999	53 498	77 893	3 772 915
9306301900	Oth cartridges oth than 22 calibrecartridges of heading 9302	0	3 215	0	148 946
9306302000	Cartridges for riveting/similar tool/ forcaptive-bolt humane killer&	0	111	0	11 693
9306309900	Oth cartridges oth than 22 calibrecartridges of oth heading 9302	1 150	1 856	5 392 449	5 545 160
9306900000	Bombs,grenades,torpedoes,mines,missiles,similar munitions of wa	45 401	246 834	4 234 563	28 388 038
9401100000	Seats of a kind used for aircraft	765	39 693	12 811	1 966 979
9401201000	Seats of a kind used for motor vehiclesof heading 8702/8703/8704	15 165	257 620	210 199	4 485 727
9401209000	Seats of a kind used for motor vehiclesoth than of heading 8702/8	16 181	170 041	104 789	1 332 615
9401300000	Swivel seats with variable heightadjustment	655 227	5 358 777	2 079 437	16 950 413
9401400000	Seats oth than garden seats/ campingequipment,comvertible into	159 969	840 720	458 447	2 607 220
9401510010	Seat of rattan	772	2 675	1 967	9 046
9401510020	Seat of bamboo	0	5 583	0	7 979
9401590000	Seat of cane,osier or similar material	7 031	28 211	16 746	109 339
9401610000	Oth seats,with wooden frames,upholstered	615 297	5 385 875	2 428 511	20 187 981
9401690010	Oth seats,with wooden frames,combinedwith rattan	0	2 176	0	8 622
9401690090	Oth seats,with wooden frames,combinedwith other than rattan	94 133	595 115	284 870	2 439 120
9401710000	Other seats, with metal frames, upholste	917 860	7 912 647	2 517 522	22 558 705
9401790010	Other seats, with metal frames,combinedwith rattan	146	16 963	2 695	48 459
9401790090	Other seats, with metal frames,combinedwith other than rattan	494 218	6 100 394	1 044 945	13 182 485
9401800000	Oth seats(oth than those of head 9402)	511 678	3 795 219	935 549	11 460 152
9401901000	Parts of aircraft seats (head 94011000)	171 705	433 593	1 106 933	1 749 119
9401903100	headrest stiffeners for seats ofsubheading 94012010,	30 395	355 272	383 876	4 133 285
9401903900	Parts of other seats	663 679	9 850 120	5 244 201	76 517 090
9401904000	Parts of seats of subheading 94013000	130 610	872 669	256 897	3 005 694
9401909200	Parts of seats of plastics	147 479	3 247 430	161 168	3 132 407
9401909900	Parts of seats of other than plastics	786 855	7 637 776	1 768 096	23 531 484
9402101000	Medis furniture,dentists chair & partsthereof	56 103	365 851	633 980	4 419 877
9402103000	Medis furniture,barbers chairs& similarchairs thereof & thereof	16 389	225 344	45 153	646 218
9402109000	Other dentists,barbers or similar chairsof medis furniture	16 249	88 209	225 033	709 793
9402901000	Furniture designed for medical,surgical/ veterinary purposes&part	213 240	1 350 864	1 661 377	12 012 557
9402909000	Oth furniture designed for medical,surgical/ veterinary purpose&p	38 313	254 550	282 245	1 913 659
9403100000	Metal furniture of a kind used in office	935 020	8 122 508	1 641 077	16 043 035
9403201000	Oth metal furniture, fume cupboard	246 094	1 732 458	447 114	3 385 054
9403209000	Oth metal furniture, other thanfume cupboards	1 773 696	23 885 553	3 099 999	36 250 000
9403300000	Wooden furniture of a kindused in offices	344 884	5 429 978	645 424	9 256 834
9403400000	Wooden furniture of a kind usedin the kitchen	156 222	1 759 231	138 881	2 218 190
9403500000	Wooden furniture of a kind usedin the bedroom	924 841	11 207 712	1 396 110	17 245 440
9403601000	Oth wooden furniture,fume cupboard	57 828	190 393	81 570	335 867
9403609000	Oth wooden furniture,oth thanfume cupboard	1 842 443	16 345 742	2 774 842	29 090 528
9403701000	Furniture of plastics for baby walker	0	87 154	0	213 029
9403702000	Furniture of plastics for fume cupboard	0	7 805	0	108 124
9403709000	Furniture of plastics oth than forbaby walker,fume cupboard	281 716	3 462 402	729 709	8 507 537
9403810010	Bedroom, dining room or living room setsof rattan	264	466	1 229	4 224
9403810020	Bedroom, dining room or living room setsof bamboo	46	19 158	153	54 569
9403810030	Furniture,of kind used in parksgardens/ vestibules of rattan/bamb	0	860	0	969
9403810090	Other furniture of bamboo or rattan	396	5 653	1 872	25 070
9403891000	Other furniture of other materials,fume cupboards	4 359	18 607	8 429	52 478
9403899010	Bedroom, dining room/ livingroom sets of other materials	58 709	658 185	52 299	652 337
9403899020	Oth furniture of a kind used in parks,garden/ vestibules of oth mat	0	1 325	0	2 463
9403899090	Other furniture of cane, osier, bambooor similar materials	97 557	405 001	177 565	709 329
9403901000	Part of baby walkers of furnitureof platic (sub heading 94037010)	1 435	9 430	6 769	151 010
9403909000	Parts of other furniture	706 678	5 825 828	2 399 751	15 308 579
9404100000	Mattress supports	52 209	625 535	77 132	1 353 022
9404210000	Mattresses of cellular rubber orplastics, whether or not covered	31 403	330 251	85 481	1 189 838

I.3. IM POR M ENURUT KOM ODITI / IM PORT BY HS COM M ODITY
***** DESEM BER / DECEM BER 2014 *****

H S	Uraian Komoditi Commodity Description	Berat Bersih / Net Weight (Kg)		Nilai / Value C.I.F (US\$)	
		Bulan ini Current Month	Kumulatif Cum.Jan. to date	Bulan ini Current Month	Kumulatif Cum.Jan. to date
9404291000	Mattress springs of other materials	146 064	863 088	656 177	3 769 060
9404292000	Mattress of hyperthermia orhyphothermia type of oth materials	6 260	16 387	18 505	41 857
9404299000	Mattress of other materials	227 465	2 344 214	454 397	4 058 986
9404300000	Sleeping bags	2 500	38 956	10 134	297 594
9404901000	Quilts,bedspreads & mattress protectors	54 746	289 063	205 653	779 225
9404909000	Other articles of bedding&similar furnishing	133 302	1 192 596	742 505	6 025 762
9405102000	Lamps for operating rooms	64	2 935	1 952	57 957
9405103000	Spotlight	297 526	1 077 347	534 934	2 952 921
9405104000	Fluorescent lamps and lighting fittings	161 478	1 931 921	1 142 606	13 589 273
9405109000	Oth chandeliers&oth elec ceiling/wallighting fitting	354 385	2 213 152	1 525 900	18 987 539
9405201000	Lamps for operating rooms	11 297	54 625	794 418	3 329 837
9405209000	Lamps of electric table,desk, bedside/ floor-standing lamps	179 937	1 996 325	563 394	7 349 627
9405300000	Lighting sets of a kind used forchristmas trees	21 220	219 563	19 421	535 045
9405402000	Searchlights	11 670	134 735	431 697	1 075 741
9405404000	Oth. electr lamps of spotlights	54 390	757 562	739 682	6 367 180
9405405000	Oth electr lamps,of a kind used forlighting public openspace/ thoro	207 797	2 350 679	2 237 715	29 703 718
9405406000	Other exterior lighting	64 273	502 546	495 431	3 026 288
9405407000	Non-flashing aerodrome beacons;lamps forrailwayloc.aircraft,ship	1 098	113 735	10 629	818 787
9405408000	Pilot lamp with fitting for electro-thermic domestic applic of headi	3 150	27 876	27 843	263 120
9405409100	Fibre optic headband lamps of kinddesigned for medical use	52	1 381	4 118	58 781
9405409900	Other lighting fittings	457 135	2 807 051	3 059 834	18 525 751
9405501100	Non elect. Lamps of oil-burning, of brasfor religious rites	0	48 280	0	39 078
9405501900	Other non elect. Lamps of oil-burning	6 601	268 998	34 931	995 753
9405504000	Hurricane lamps	149	24 623	179	67 511
9405509010	Non elect lighting fittings of plastics,stone, ceramics, glass	400	8 811	490	55 679
9405509090	Other non elect lighting fittings	9 732	167 099	31 184	696 200
9405601000	Warning signs, street name signs, road & traffic signs	7 996	54 460	28 558	444 991
9405609000	Others illuminated signs	80 926	552 310	466 932	7 106 075
9405911000	Parts of glass for lamps for operatingroom	0	2	0	20
9405912000	Parts of glass for spotlights	44	3 734	1 531	87 947
9405914000	Parts of globes and chimneys	6 352	21 553	16 648	57 579
9405915000	Parts of glass for searchlights	54	566	67	16 398
9405919000	Other parts of glass	157 339	1 716 390	464 899	5 830 581
9405922000	Parts of plastics for spotlights	0	15 081	0	64 049
9405923000	Parts of plastics for searchlights	0	33	0	3 832
9405929000	Other parts of plastics	35 270	432 542	176 535	2 395 225
9405991000	Parts Lampshades of textile material	359	13 221	6 489	131 921
9405992000	Parts Lampshades of other material	16 163	202 506	125 099	1 139 395
9405993000	Parts of lamp of subheading 9405.50.11or 9405.50.19	25 026	41 591	33 129	1 732 389
9405994000	Parts for searchlights or spotlights	15 185	46 106	216 920	396 847
9405999000	Other parts	142 130	1 822 567	807 652	10 696 540
9406001100	Greenhouses fitted with mechanical/thermal equipment of plastic	0	41 482	0	27 879
9406001900	Greenhouses fitted with mechanical/ thermal equipment oth plasti	28 576	648 482	67 719	1 960 635
9406009200	Other prefabricated buildings of wood	0	106 121	0	307 557
9406009400	Other prefabricated buildings of iron/ steel	2 552 102	24 330 039	5 604 342	57 974 792
9406009500	Oth prefabricated buildings of plastics/ of aluminium	17 289	648 462	29 521	2 254 921
9406009600	Oth prefabricated buildings of concrete/ of artificial stone	0	72	0	176
9406009900	Oth prefabricated buildings oth of wood,iron, plastics, aluminium,	1 893 653	22 639 822	3 199 271	38 802 938
9503001000	Tricycles, scooters, pedal cars andsimilar wheeled toys; dolls carri	93 632	1 563 578	406 971	5 042 924
9503002100	Dolls, whether/ not dressed	24 369	275 473	536 138	2 032 719
9503002200	Garments and garments accessories;footwear and headgear of do	1 379	23 584	71 808	725 833
9503002900	Other parts and accessories for dolls	16 778	165 305	157 947	2 765 010
9503003000	Electric trains toys, includ tracks,signals and other accessories ther	14 552	212 760	250 832	1 565 879
9503004010	Reduces size model aircraft assemblykits, working or not	5 849	44 348	84 848	686 749
9503004090	Oth reduced size ("scale") models andsimilar recreational models	209 718	1 302 832	3 107 161	17 175 368
9503005000	Other construction sets & constructionaltoys, of materials other th	0	764	0	6 749
9503006000	Stuffed toys representing animals ornon-human creatures	6 554	75 190	125 033	1 042 172
9503007000	Puzzles of all kinds	532	42 630	4 508	298 822
9503009100	Numerical/ alphabetical/ animal blocks orcut-out; word builders/ m.	955	199 183	8 069	904 068
9503009200	Skipping ropes	76	13 636	641	53 714
9503009300	Marbles	299 520	4 417 365	62 899	1 162 385
9503009900	Other toys or parts	280 464	5 524 738	2 270 322	33 975 576
9504202000	Tables for billiards of all kinds	6 025	60 750	6 389	63 615
9504203000	Billiard chalks	0	8 101	0	29 374

I.3. IM POR M ENURUT KOM ODITI / IM PORT BY HS COM M ODITY
***** DESEM BER / DECEM BER 2014 *****

H S	Uraian Komoditi Commodity Description	Berat Bersih / Net Weight (Kg)		Nilai / Value C.I.F (US\$)	
		Bulan ini Current Month	Kumulatif Cum.Jan. to date	Bulan ini Current Month	Kumulatif Cum.Jan. to date
9504209000	Oth articles & accessories for billiardsof all kinds	148	269 177	287	277 622
9504301000	Pintables or slot machines, operated bycoins and by oth means of	12 510	40 994	39 582	151 067
9504302000	Parts of oth games of wood, paper orplastics	0	15	0	479
9504309000	Other games, operated by coins and byoth means of payment	103 330	1 126 960	444 593	8 660 419
9504400000	Playing cards	390 766	4 565 959	242 290	2 504 087
9504500000	Video games consoles and machines,oth than those sub heading 9	15 633	274 190	157 463	2 805 368
9504901000	Bowling requisites of all kind	0	25 772	0	17 820
9504902000	Darts and parts and accesories therefor	26	138 659	2 656	92 854
9504903100	Tables designed fo use with casino game	0	3	0	204
9504903900	Other gambling equipment & paraphernaliaequipment	288	75 989	1 300	34 398
9504909200	Tables designed for game of wood/plasticnot gambling equipment	0	19 816	0	43 805
9504909300	Tables designed for games not of wood/plastics, not gambling equ	354	38 335	8 475	165 763
9504909400	Other table disigned for games of wood/plastics	0	60 238	0	61 131
9504909900	other table designed for games not wood/plastics	11 715	238 923	53 865	642 487
9505100000	Articles for christmas festivities	12 515	909 732	33 410	3 724 933
9505900000	Festive,carnival/oth entertn.articlesincl conjuring tricks & novelty j	97 109	996 757	292 484	2 146 314
9506110000	Skis of snow-skis	0	2	0	83
9506190000	Other snow-ski equipment	64	62 676	1 019	294 313
9506210000	Sailboards	1	7 340	33	38 008
9506290000	Oth water-skis, surf-boards, sailboards& oth water-sport equipme	17 164	151 884	44 220	1 373 364
9506310000	Golf clubs, complete	2 687	61 150	275 549	3 713 688
9506320000	Balls for golf	29	52 526	1 901	823 674
9506390000	Other golf equipment	1 134	32 865	8 451	145 976
9506401000	Tables tennis	144 357	1 261 254	154 683	1 860 010
9506409000	Oth articles & equip for table-tennis	16 245	354 511	82 830	1 254 664
9506510000	Lawn-tennis rackets, whether/not strung	6 840	48 630	137 378	1 201 841
9506590000	Badminton or similar rackets, whether/not strung	57 513	695 040	126 593	2 156 004
9506610000	Lawn-tennis balls	11 773	132 575	9 399	315 273
9506620000	Inflatable balls	25 444	382 591	286 430	3 695 610
9506690000	Other balls	7 093	200 237	46 016	721 201
9506700000	Ice skates & roller skates, incl skatingboots with skates attached	111 754	451 974	234 000	1 088 537
9506910000	Artic and equip for general physicsexercise, gymnastics or athletic	820 603	8 319 436	2 998 758	27 731 559
9506990010	Bows and arrows for archery; crossbows	0	2 334	0	32 535
9506990020	Nets, cricket pads and shin guards	25 457	151 064	72 571	460 062
9506990030	Shuttlecocks	800	59 265	2 000	266 770
9506990090	Other articles and equipment for generalphysical exercise	256 735	1 153 379	541 218	4 743 585
9507100000	Fishing rods	57 202	783 753	322 515	4 547 109
9507200000	Fish-hooks, whether/not snelled	66 277	874 594	360 719	4 173 334
9507300000	Fishing reels	66 163	650 866	214 312	2 337 359
9507900000	Oth fishing rods,hooks/reels,oth heading92.08/97.05	8 669	140 872	90 162	1 464 754
9508100000	Travelling circuses and travellingmenageries	0	8 990	0	59 962
9508900000	Roundabouts,swings,shooting galleries& oth fairground amusemer	58 882	821 042	227 263	5 734 576
9601901010	Worked mother-of-pearl/ tortoise- shell & articles of the foregoing	33	258	7 943	57 369
9601901090	Other worked mother-of-pearl/ tortoise-shell & articles of the fore	0	800	0	29 056
9601909900	Other ornamental article	78	205	3 472	8 150
9602001000	Gelatin capsules for pharmaceuticalproducts	14 501	95 854	601 299	2 869 106
9602002000	Cigar/ cigarette cases, tobacco jars andhousehold ornamental artic	0	1 674	0	10 761
9602009000	Oth worked veget/ minerl carving material&articles of these mater	1 751	59 602	22 385	301 292
9603101000	Brushes consisting of twig/ oth vegetablematerials bound together	22 030	311 880	13 416	533 873
9603102000	Brooms consisting of twig/ oth vegetablematerials bound together	17 476	81 119	10 199	59 679
9603210000	Tooth brushes, incl dental-plate brushes	228 856	2 186 922	2 020 338	18 120 876
9603290000	Shaving brushes,hair brush,nail brush,eyelash & oth brush for use c	32 524	408 112	136 041	2 163 886
9603300000	Artists' brushes,writing brush & similarbrushes for the application c	59 788	547 580	177 393	3 140 425
9603400000	Paint,distemper, varnish/similar brushes oth than 9603.30; Paint p	485 832	4 151 417	739 962	5 813 647
9603500000	Oth brushes constituting part of machine, appliances or vehicles	67 782	528 211	456 589	3 822 753
9603901000	Prepared knots and tufts for broom orbrush making	25 130	578 577	30 906	748 254
9603902000	Hand-operated mechanical floor sweepers,not motorised	21 723	322 999	67 603	1 095 977
9603904000	Other brushes	321 158	2 514 543	473 727	4 878 748
9603909000	Mops and feather dusters; squeegees (oththan roller squeegees)	673 494	8 319 488	1 423 889	17 821 261
9604001000	Hand sieves and hand riddles of metal	2 679	21 564	30 751	97 953
9604009000	Hand sieves and hand riddles of othermaterial	1 020	32 264	11 684	111 966
9605000000	Travel sets for personal toilet, sewingor shoe or clothes cleaning	5 387	71 885	16 371	354 907
9606101000	Press-fasteners, snap-fasteners andpress-studs and part therefor c	16 715	180 731	182 746	2 761 696
9606109000	Press-fasteners, snap-fasteners andpress-studs and part therefor c	56 969	736 705	667 193	9 098 145

I.3. IM POR M ENURUT KOM ODITI / IM PORT BY HS COM M ODITY
***** DESEM BER / DECEM BER 2014 *****

H S	Uraian Komoditi Commodity Description	Berat Bersih / Net Weight (Kg)		Nilai / Value C.I.F (US\$)	
		Bulan ini Current Month	Kumulatif Cum.Jan. to date	Bulan ini Current Month	Kumulatif Cum.Jan. to date
9606210000	Buttons of plastics, not covered with textile material	144 381	2 107 944	2 423 689	32 019 851
9606220000	Buttons of base metal, not covered with textile material	84 309	1 163 535	967 783	18 280 286
9606290000	Other buttons	72 236	1 196 538	1 005 166	13 957 532
9606301000	Button moulds & other parts of buttons; button blanks, of plastics	15 936	51 759	284 977	1 107 410
9606309000	Button moulds & other parts of buttons; button blanks, of other material	5 625	87 250	134 207	1 115 518
9607110000	Slide fasteners fitted with chain scoop of base metal	101 124	1 484 657	1 219 906	20 078 457
9607190000	Other slide fasteners	348 093	4 542 404	3 381 126	52 893 215
9607200000	Parts of slide fasteners	368 726	3 675 647	2 179 281	24 708 549
9608101000	Ball point pens of plastics	92 647	875 029	172 998	2 698 815
9608109000	Ball point pens of other material	263 167	2 362 991	453 705	5 629 609
9608200000	Felt tipped & other porous-tipped pens and markers	72 913	902 960	190 436	2 529 302
9608301000	Indian ink drawing pens	222	60 568	488	82 823
9608309000	Other fountain pens, stylograph pens and other pens	94 785	1 762 331	83 435	3 166 746
9608400000	Propelling or sliding pencils	18 508	290 216	50 214	955 721
9608500000	Sets of articles from two or more of the foregoing subheadings	17 342	176 778	19 939	304 987
9608601000	Refills for ball point pens, comprising the ball point & ink-reservoir	22 624	97 812	42 336	326 666
9608609000	Refills for ball point pens, comprising the ball point & ink-reservoir	8 890	189 505	50 692	1 813 634
9608919000	Pen nibs and nib points of other material	16 161	248 068	139 076	2 862 583
9608991000	Duplicating stylos	2 492	10 402	7 120	30 965
9608999100	Parts of ball point pens of plastics	96 780	684 507	102 905	1 500 259
9608999900	Penholders, pencil-holders & similar holder; parts of ball point of other material	48 194	620 234	262 454	4 403 597
9609101000	Black pencils, with lead encased in a rigid sheath	126 656	1 252 857	120 423	2 408 668
9609109000	Crayons & other pencils with lead encased in a rigid sheath	107 440	1 415 666	453 497	3 523 499
9609200000	Pencil leads, black or coloured	101 430	1 429 287	703 379	7 965 077
9609901000	State pencils for school slates	2 933	140 396	1 054	564 108
9609903000	Pencils & crayons other than those of subheading 9609.10	40 460	714 051	61 300	1 119 350
9609909100	Writing or drawing chalks	983	24 224	1 387	44 300
9609909900	Pastels, drawing charcoals, tailors' chalk and other pencils	43 905	767 203	105 017	1 529 762
9610001000	School slates, with writing or drawing surfaces	498	26 372	674	73 756
9610009000	Boards and other slates, with writing or drawing surfaces	24 329	281 111	59 069	757 816
9611000000	Date, seal/numbering stamps & the like, in the hand operated; hand	9 460	169 946	28 281	988 708
9612101000	Ribbons of textile fabric	15 836	197 199	223 354	2 427 832
9612109000	Ribbons of other materials or similar ribbons	79 309	1 074 461	2 575 226	14 981 998
9612200000	Ink-pads	8 535	123 027	166 586	986 180
9613101000	Pocket lighters, gas fuelled, non-refillable of plastics	986 243	9 580 348	2 776 909	18 338 961
9613109000	Pocket lighters, gas fuelled, non-refillable of other materials	0	28 300	0	63 320
9613201000	Pocket lighters, gas fuelled, refillable of plastics	70 681	1 157 159	205 438	2 130 907
9613209000	Pocket lighters, gas fuelled, refillable of other materials	5 384	22 669	173 750	685 278
9613801000	Piezo-electric lighters for stoves and ranges	8 848	118 780	26 202	539 761
9613803000	Cigarette lighters or table lighter of other materials	1 280	1 978	63 690	99 058
9613809000	Other lighters	4 768	56 087	121 511	1 274 644
9613901000	Refilled cartridge or other receptacles part of mechanical lighter, containing	217	6 221	3 891	103 763
9613909000	Other parts of lighters	141 801	1 974 630	917 591	14 711 785
9614009000	Smoking pipes and cigar or cigarette holder and parts thereof	16 299	52 547	33 619	198 338
9615112000	Combs, hair-slides and the like of hard rubbers	6 134	155 146	13 628	378 732
9615113000	Combs, hair-slides and the like of plastics	101 643	1 207 501	172 846	2 158 628
9615190000	Combs, hair-slides and the like other than hard rubbers or plastics	260 978	3 123 928	359 434	5 098 693
9615901100	Decorative hair pins of aluminium	488	5 076	5 079	43 367
9615901200	Decorative hair pins of iron or steel	21	32 370	488	110 578
9615901300	Decorative hair pins of plastics	0	11 181	0	20 554
9615901900	Other decorative hair pins	10 706	66 740	21 453	129 754
9615902100	Parts of combs, hair pins and the like of aluminium	0	3 384	0	2 691
9615902200	Parts of combs, hair pins and the like of iron or steel	686	790	768	2 261
9615902300	Parts of combs, hair pins and the like of plastics	0	57	0	1 595
9615902900	Other parts of combs, hair pins, and the like	11 485	106 618	9 629	99 445
9615909100	Curling grips, hair-curlers and the like of aluminium	143	11 925	228	405 663
9615909200	Curling grips, hair-curlers and the like of iron or steel	345	20 207	15 185	121 932
9615909300	Curling grips, hair-curlers and the like of plastics	54	919	254	20 661
9615909900	Other curling grips, hair-curlers and the like	71 136	454 072	82 251	723 131
9616101000	Scent sprays and similar toilet sprays	176 607	1 899 164	1 241 836	14 731 874
9616102000	Mounts and heads of scent sprays and similar toilet sprays	108 723	1 278 922	446 795	6 710 977
9616200000	Powder-puffs & pads for the application of cosmetics or toilet prep	10 842	436 463	248 765	6 010 642
9617001000	Vacuum flasks and other vacuum vessels	158 319	1 932 227	296 026	4 738 261
9617002000	Parts of vacuum flasks or vacuum vessels	17	19 581	88	114 435

I.3. IMPOR MENURUT KOMODITI / IMPORT BY HS COMMODITY
***** DESEMBER / DECEMBER 2014 *****

HS	Uraian Komoditi Commodity Description	Berat Bersih / Net Weight (Kg)		Nilai / Value C.I.F (US\$)	
		Bulan ini Current Month	Kumulatif Cum.Jan. to date	Bulan ini Current Month	Kumulatif Cum.Jan. to date
9618000000	Tailor' dummies, oth lay figure;automata& animated displ. shop w	30 388	258 238	121 874	2 088 618
9619001100	Disposable sanitary towel,tanpon,napkinwith an absorbent core of	66 660	477 591	185 283	1 341 712
9619001900	Oth disposable sanitary towel, tampons,napkins and napkinsliners :	2 380 656	32 705 913	9 099 117	126 730 267
9619009190	Sanitary towel,tampon,napkin, knitted orcrocheted with an absort	8	8	2	2
9619009910	Oth sanitary towel, tampons, napkins,with an absorbent core of w	0	154	0	1 143
9619009990	Oth sanitary towel, tampons, napkins,with an absorbent core of w	1	15 105	1	41 229
9701100000	Paintings, drawings and pastels,executedentirely by hand	22 756	97 152	144 949	968 880
9701900000	Colleges & similar decorative plaquesexecuted entirely by hand	2 535	79 684	12 179	513 010
9702000000	Original engravings, prints & lithograps	13 845	35 031	8 120	27 322
9703001000	Original sculptures & statuary of metalsculptures and statuary, in a	2 232	38 980	15 706	239 270
9703002000	Original sculptures & statuary of stonesculptures and statuary, in a	109 124	228 992	163 738	330 301
9703003000	Original sculptures & statuary of plastisculptures and statuary, in a	72	8 880	884	62 152
9703004000	Original sculptures & statuary of woodsculptures and statuary, in a	46 898	82 596	85 116	134 275
9703005000	Original sculptures & statuary of claysculptures and statuary, in an	0	1 943	0	3 915
9703009000	Original sculptures & statuary of othersculptures and statuary, in a	5 243	35 043	67 624	296 857
9704000000	Postage/ revenue stamps, stamp postmark,first-day covers, stamp	0	18	0	1 803
9705000010	Collection and collectors pieces ofzoological interest	0	67	0	1 722
9705000090	Collection and collectors pieces ofother interest	58	4 859	11 156	27 471
9706000000	Antiques of an age exceeding one hundredyears	4 720	13 034	16 662	122 474
9801101000	Sedan of head 8703 with cylinder cap <1500 cc, incompletely knoc	38	1 228	13 670	127 222
9801102000	Oth vhcl of head 8703 with (4x2) systemincompletely knocked dov	20 884	6 136 108	223 688	86 843 537
9801103000	Oth vhcl of head 8703 with (4x4) systemincompletely knocked dov	0	1	0	1 313
9801201000	Vhcls of head 8704 with gross weight<=5 ton, incompletely knocke	8 966	510 424	96 819	6 223 648
9801202000	Vhcls of head 8704 with 5 ton < grossweight <= 24 ton, incmpltly k	4 173 323	49 808 537	38 823 043	475 581 142
9801203000	Vhcls of head 8704 with gross weight>24 ton,incmpltly knocked dc	1 816 004	33 563 669	17 575 200	321 963 245
9801302000	Vhcls of head 8702 with 5 tons < grosweight <= 24 ton, incmpltly k	226 374	6 161 531	2 053 465	52 127 868
9801303000	Vhcls of head 8702 with gross weight> 24 tons, incompletely knocl	6	3 286	2 669	34 247
9802100000	Rotary internal/ spark-ignition combustcomprsn-ignition pist engin	8	174 613	582	4 706 092
9802200000	Gear boxes, of incomplete knocked down	19 973	373 767	325 381	7 211 392
9802300000	Drive-axes, of incomplete knocked down	44 345	502 498	478 934	6 055 822
9803000000	Blank for motor vehicles component, madefrom base metal	35 719	4 052 759	118 905	16 150 275
TOTAL IMPOR		14 230 464 750	147 734 282 044	14 434 506 013	178 178 816 605

I.4. IM POR M ENURUT NEGARA ASAL / IMPORT BY COUNTRY OF ORIGIN
***** DESEMBER / DECEMBER 2014 *****

Country Code	Negara Asal Country of origin	Berat bersih / Net weight (Kg)		Nilai / Value C.I.F (U S \$)	
		Bulan ini Current month	Kumulatif Cum. Jan. to date	Bulan ini Current month	Kumulatif Cum. Jan. to date
111	JP Japan	332 477 124	4 419 272 254	1 226 111 273	17 007 578 809
112	HK Hong Kong	36 654 812	439 629 416	150 517 313	1 848 444 738
113	KP Korea, Dem. People'S Rep.	63 925	1 226 558	74 987	1 562 197
114	KR Korea, Republic Of	1 090 407 072	8 483 058 473	1 215 450 547	11 847 398 738
115	TW Taiwan	146 006 462	1 676 037 341	320 868 256	3 758 171 251
116	CN China	2 181 823 617	16 578 636 211	2 957 736 011	30 624 335 480
117	MN Mongolia	211	70 974 952	3 000	19 223 187
118	MO Macau	75 940	1 233 169	738 035	8 067 193
120	PG Papua New Guinea	9 235 812	27 099 866	20 064 909	47 560 728
121	TH Thailand	742 428 734	7 983 197 277	752 192 385	9 781 043 419
122	SG Singapore	1 692 423 936	19 662 632 155	1 846 859 530	25 185 667 836
123	PH Philippines	32 732 479	539 974 456	55 862 733	699 736 566
124	MY Malaysia	1 177 843 798	10 166 269 847	963 921 749	10 855 394 373
125	MM Myanmar	5 039 989	88 399 220	9 088 952	122 076 991
126	KH Cambodia	49 562	6 478 919	570 172	18 696 935
127	BN Brunei Darussalam	4 168 948	741 490 836	1 332 725	594 302 740
128	LA Lao People'S Dem. Rep.	38	8 989 120	4 485	51 258 138
129	NP Nepal	115	8 100	1 993	75 124
130	BT Bhutan	0	1	0	5
131	VN Viet Nam	620 976 988	4 382 346 941	276 659 897	3 417 776 777
132	MV Maldives	0	113	0	185
133	IN India	253 596 607	4 336 610 283	263 347 052	3 952 081 220
134	PK Pakistan	19 920 002	146 275 523	21 873 302	159 389 633
135	BD Bangladesh	2 429 551	46 363 434	4 178 876	71 299 782
136	LK Sri Lanka	709 899	40 952 731	3 082 876	45 995 895
137	AF Afghanistan	0	109 163	0	212 233
138	ID Indonesia	4 506 893	31 585 717	15 726 707	177 182 160
141	IQ Iraq	25 024	160 100	30 574	369 659
142	IR Iran (Islamic Republic Of)	5 809 999	61 364 438	3 423 256	42 547 826
143	SA Saudi Arabia	658 145 724	7 603 245 382	429 464 164	6 516 224 008
144	IL Israel	50 602	765 528	1 267 057	13 897 037
145	KW Kuwait	117 299 901	1 625 182 755	95 139 449	1 461 533 754
146	JO Jordan	82 665 968	861 666 122	18 243 573	152 549 238
148	LB Lebanon	522 250	10 847 868	218 808	3 729 167
149	PN Palestina	16	9 570	1 527	110 221
151	YE Yemen	103 480	4 508 664	72 436	1 883 648
152	OM Oman	14 299 704	395 226 484	8 687 438	193 649 193
153	SY Syria Arab Republic	17 467	272 826	211 904	1 333 042
154	TR Turkey	14 614 404	1 146 879 041	18 411 399	1 030 647 587
155	AE United Arab Emirates	138 778 798	1 889 391 083	98 120 550	1 754 332 424
156	QA Qatar	161 495 322	1 765 216 057	114 999 622	1 589 209 725
157	BH Bahrain	24 496 242	165 478 893	18 105 133	161 709 135
158	CY Cyprus	538 809	8 079 291	97 204	2 569 077
159	OD Other West Asia	26	40 114	1 192	100 713
211	EG Egypt	164 294 544	1 168 248 964	16 603 622	145 933 884
212	LY Libyan Arab Jamahiriya	79 712 571	79 712 714	58 290 836	58 307 222
213	MA Morocco	48 018 110	426 852 555	15 512 741	140 265 564
214	TN Tunisia	942 935	16 030 611	997 901	21 696 300
215	DZ Algeria	517 000	338 976 889	155 540	299 723 811
216	SD Sudan	864	678 774	2 203	743 284
217	ER Eritrea	0	787	0	15 677
218	LS Lesotho	1 842	71 714	21 098	963 218
219	NA Namibia	1	566 243	32	950 227
220	EH Western Sahara	0	21	0	2 640
221	ET Ethiopia	1 357 754	28 916 296	1 093 032	23 719 921
222	TZ Tanzania, United Rep. Of	1 368 675	9 562 144	2 296 708	19 657 819
223	MG Madagascar	117 142	7 081 853	471 046	8 718 632
224	SO Somalia	0	716	0	76 680
225	KE Kenya	1 090 525	12 116 724	1 285 533	9 672 293
226	RE Reunion	214 230	7 869 766	55 409	1 877 054
227	MZ Mozambique	301 549	25 213 417	539 724	26 713 655
228	BW Botswana	9	239	352	3 043
229	GQ Equatorial Guinea	0	1	0	6

I.4. IM POR M ENURUT NEGARA ASAL / IMPORT BY COUNTRY OF ORIGIN
***** DESEMBER / DECEMBER 2014 *****

Country Code	Negara Asal Country of origin	Berat bersih / Net weight (Kg)		Nilai / Value C.I.F (U S \$)	
		Bulan ini Current month	Kumulatif Cum. Jan. to date	Bulan ini Current month	Kumulatif Cum. Jan. to date
230	TG Togo	0	7 425 462	0	10 153 255
231	GH Ghana	50 899	9 476 935	95 634	28 718 163
232	LR Liberia	20	11 075	202	110 491
233	GN Guinea	1	563 112	539	1 286 429
234	AO Angola	68 605	256 399 019	121 396	209 281 316
235	CG Congo	138 102 961	138 948 246	75 079 117	76 014 854
236	CM Cameroon	1 840 027	19 411 877	4 645 012	39 580 737
237	NG Nigeria	334 945 933	4 041 420 475	232 044 782	3 306 300 704
238	SL Sierra Leone	21	4 189	822	314 346
239	GA Gabon	0	245 996	0	422 623
240	CI Cote D'Ivoire	11 104 696	87 053 757	35 339 204	245 394 854
241	SN Senegal	0	3 776 476	0	4 183 120
242	MR Mauritania	60 004	605 522	96 718	978 669
243	ML Mali	99 997	27 601 326	200 702	56 601 300
244	BJ Benin	1 314 840	16 798 759	1 887 288	31 098 356
245	BF Burkina Faso	2 166 061	33 732 381	3 627 151	65 680 442
246	GW Guinea Bissau	0	592	0	62 550
247	GM Gambia	0	551	0	14 325
248	VI U.S. Virgin Islands	0	7 588	0	55 576
249	SC Seychelles	23 869	622 801	347 789	2 646 252
251	UG Uganda	27 652	4 570 401	175 574	10 735 987
252	CF Central African Republic	141 046	7 296 103	432 686	15 183 804
253	NE Niger	1 301	79 097	2 836	174 947
254	TD Chad	0	3 079 122	0	6 165 223
255	DJ Djibouti	0	512 000	0	263 720
256	SH Saint Helena	304	1 694	642	21 536
257	ST Sao Tome And Principe	0	358	0	20 342
260	SZ Swaziland	2 974	93 233	127 045	2 280 810
261	ZA South Africa	112 112 795	858 590 071	34 540 860	498 496 190
262	ZW Zimbabwe	584 130	5 269 399	4 461 657	28 648 620
263	ZM Zambia	0	5 790 331	0	11 860 230
264	MW Malawi	48 664	1 691 871	277 147	6 195 404
265	KM Comoros	0	587	0	6 963
266	BI Burundi	0	20 624	0	45 392
267	MU Mauritius	15 341	1 430 316	62 837	4 184 161
268	RW Rwanda	0	197	0	1 346
269	ZR Zaire	0	48 640 718	0	38 560 069
298	VG Virgin Islands (British)	467 167	1 514 305	2 151 971	4 843 129
299	OF Other Africa	0	56	0	9 034
311	AU Australia	1 156 953 402	13 786 335 991	444 545 641	5 647 502 357
312	NZ New Zealand	51 048 920	619 334 190	56 408 239	836 036 690
318	FM Micronesia, Fed. States Of	0	1 406	0	5 986
319	GU Guam	0	42	0	15 188
321	NR Nauru	0	12 758	0	72 929
322	NC New Caledonia	127 942	1 534 017	43 633	624 697
323	NU Niue	0	115	0	3 977
326	VU Vanuatu	0	237 979	0	124 834
328	IO British Indian Ocean Territory	4 796	4 796	42 683	42 683
329	ON Oth.Oceania	0	168	0	27 102
331	AS American Samoa	12 891	3 870 823	172 388	11 883 706
332	CK Cook Islands	0	43 713	0	292 245
333	FJ Fiji	208 089	4 869 851	328 134	3 306 621
334	KI Kiribati	0	761	0	3 462
335	MH Marshall Islands	0	1 137 086	0	2 961 122
336	WS Samoa	51 140	478 799	93 493	2 160 170
337	SB Solomon Islands	140 005	1 498 850	287 521	3 649 330
338	TO Tonga	0	545	0	3 001
339	TV Tuvalu	0	85	0	1 878
340	CX Christmas Islands	27 600 000	98 150 056	3 629 400	13 318 913
341	UM U.S Minor Outlying Island	1	11	18	146
342	CC Cocos (Keeling) Islands	0	1 861	0	1 371
343	TK Tokelau	0	18 647	0	34 981
391	TL East Timor	187 710	865 517	32 749	244 004

I.4. IM POR M ENURUT NEGARA ASAL / IMPORT BY COUNTRY OF ORIGIN
***** DESEMBER / DECEMBER 2014 *****

Country Code	Negara Asal Country of origin	Berat bersih / Net weight (Kg)		Nilai / Value C.I.F (U S \$)	
		Bulan ini Current month	Kumulatif Cum. Jan. to date	Bulan ini Current month	Kumulatif Cum. Jan. to date
411	US United States	534 134 932	6 554 272 053	626 505 157	8 170 107 724
412	CA Canada	444 562 066	4 049 493 053	164 708 508	1 860 197 888
421	MX Mexico	3 337 736	93 972 383	12 189 015	187 461 952
422	GT Guatemala	101 608	1 301 773	26 787	791 941
423	HN Honduras	512 968	1 970 105	266 218	1 273 920
424	NI Nicaragua	95	8 617	1 222	155 336
425	PA Panama	399 816	41 920 319	142 838	39 489 379
426	CJ Cuba	161	101 037	3 252	1 906 844
427	CB Curacao	0	99	0	945
428	SR Suriname	0	28	0	788
431	CL Chile	12 720 703	152 963 537	18 699 947	241 506 407
432	VE Venezuela	12	21 709	2 789	344 413
433	AR Argentina	280 175 208	2 809 939 164	116 018 867	1 465 325 166
434	BR Brazil	357 478 141	5 017 618 170	174 853 543	2 553 533 203
435	CO Colombia	201 714	2 466 990	866 830	7 151 779
436	BO Bolivia	320	6 248	10 900	106 516
437	UY Uruguay	1 351 172	64 723 498	1 073 494	38 144 624
438	PY Paraguay	7 600 000	98 429 176	3 704 392	56 223 999
441	EC Ecuador	782 370	11 918 840	3 728 560	41 860 215
442	PE Peru	3 214 883	131 581 931	9 019 886	66 786 467
443	GY Guyana	4	4	324	324
444	TT Trinidad And Tobago	697 157	2 579 074	207 613	1 259 616
445	BS Bahamas	98	1 599	545	14 351
446	JM Jamaica	116 278	1 613 449	206 027	2 274 582
447	PR Puerto Rico	3 427	836 562	2 166 835	18 369 422
448	BZ Belize	10 881	474 440	31 604	3 302 938
449	DO Dominican Republic	975 189	18 091 978	541 877	10 491 522
450	SV El Salvador	8	270 889	446	279 700
451	CR Costa Rica	673	1 352 375	78 940	4 061 240
452	HT Haiti	573	248 298	5 810	116 451
453	BB Barbados	45	146	270	11 134
454	AG Antigua And Barbuda	32	37 825	3 037	292 785
455	AI Anguilla	13 629	1 062 134	71 928	4 025 858
456	AW Aruba	0	3	0	565
457	BM Bermuda	7 511	45 962 127	205 176	38 628 776
458	CV Cape Verde	3	180	129	2 823
459	KY Cayman Islands	0	705	0	9 569
460	DM Dominica	0	529 322	0	245 588
462	GF French Guiana	0	4	0	236
463	PF French Polynesia	323 420	2 041 741	79 607	378 825
464	GL Greenland	0	99 018	0	350 092
465	GD Grenada	0	1 325	0	373 023
467	AN Netherlands Antilles	0	73 171	0	673 611
468	NF Norfolk Islands	0	8 130	0	164 521
469	LC Saint Lucia	39	111	2 851	8 165
511	GB United Kingdom	24 294 728	368 944 056	60 477 757	894 756 038
512	NL Netherlands	32 491 575	325 882 679	96 286 368	908 269 130
513	FR France	21 268 668	320 280 137	94 260 647	1 332 517 880
514	DE Germany, Fed. Rep. Of	63 213 510	808 947 476	304 311 162	4 091 177 763
515	AT Austria	6 547 297	44 575 552	28 803 367	342 954 982
516	BE Belgium	23 773 231	285 356 920	46 166 374	585 486 463
517	CH Switzerland	3 750 570	29 794 176	68 924 642	627 633 249
518	LU Luxembourg	65 297	1 783 759	649 987	6 312 942
519	GI Gibraltar	0	1	0	86
520	MC Monaco	2 263	17 378	108 911	762 826
521	DK Denmark	1 261 696	29 721 221	12 293 982	167 953 592
522	NO Norway	28 640 477	222 064 174	41 314 523	212 955 183
523	SE Sweden	17 890 119	235 866 637	57 199 763	691 053 310
524	FI Finland	4 369 717	65 166 828	41 010 048	668 427 397
525	IE Ireland	1 230 490	24 736 143	9 209 725	100 937 686
526	IT Italy	23 988 048	340 229 939	120 530 578	1 722 908 132
527	ES Spain	10 295 229	97 799 201	49 871 496	517 093 069
528	PT Portugal	350 820	19 402 250	2 219 909	57 351 759

I.4. IM POR M ENURUT NEGARA ASAL / IMPORT BY COUNTRY OF ORIGIN
***** DESEMBER / DECEMBER 2014 *****

Country Code	Negara Asal Country of origin	Berat bersih / Net weight (Kg)		Nilai / Value C.I.F (U S \$)	
		Bulan ini	Kumulatif	Bulan ini	Kumulatif
		Current month	Cum. Jan. to date	Current month	Cum. Jan. to date
529	IS Iceland	5 245	452 759	216 693	1 471 864
530	MS Montserrat	0	2 080	0	3 667
531	GR Greece	13 984 971	128 048 922	12 288 642	97 193 879
532	VA Vatican City State	0	64 887	0	100 895
533	AD Andorra	1	21 251 152	13	18 977 215
534	LI Liechtenstein	1 749	16 371	75 967	592 210
540	CD Democratic Rep. Of The Congo	146 366	1 379 095	360 834	3 341 856
542	HU Hungary	136 067	6 232 627	3 024 813	62 424 122
543	PL Poland	5 792 304	53 550 035	12 320 324	143 765 457
544	RO Romania	14 105 532	41 767 938	5 901 758	36 786 476
545	BG Bulgaria	2 737 063	66 808 943	2 047 655	45 741 431
548	AL Albania	341	429 550	19 770	857 032
549	AM Armenia	5 866	23 114	149 987	402 798
550	AZ Azerbaijan	264 096 757	3 032 716 558	149 657 331	2 421 343 418
551	BY Belarus	57 612 746	624 969 639	18 355 529	186 356 931
552	KZ Kazakhstan	1 865 310	12 183 875	3 790 988	28 186 409
553	KG Kyrgyzstan	375	245 979	3 115	688 935
554	MD Moldova, Republic Of	9 108 180	55 905 058	2 383 002	15 781 416
555	TJ Tajikistan	5	205	53	6 902
556	TM Turkmenistan	640 616	666 923	104 745	288 705
557	UA Ukraine	45 101 894	678 951 503	12 768 818	298 808 275
558	UZ Uzbekistan	0	915 844	0	4 789 861
559	LT Lithuania	333 245	12 762 524	587 065	8 697 147
560	LV Latvia	75 790	1 717 095	152 949	1 789 172
561	EE Estonia	274 371	1 001 579	465 671	3 123 743
562	GE Georgia	2 651	447 037	513 615	6 578 514
563	HR Croatia	101 891	4 863 460	404 838	10 962 378
564	BA Bosnia And Herzegovina	3 178	19 641 435	45 855	15 961 714
565	MT Malta	1 119	1 978 267	35 037	1 750 265
566	SK Slovakia	268 111	1 929 831	1 837 330	12 481 766
567	SI Slovenia	195 837	1 754 679	822 946	12 286 035
568	CZ Czech Republic	7 074 191	104 369 794	11 450 596	175 580 407
569	GS South Georgia And The South Sa	0	31	0	982
570	MK Rep. Of Macedonia	166 565	1 185 412	1 343 743	9 149 733
571	FO Faeroe Islands	0	24 540	0	161 736
572	RU Russia Federation	184 580 625	2 887 144 755	112 906 696	1 589 806 150
573	RS Serbia	974	145 219	12 763	7 437 355
574	ME Montenegro	2	53	71	1 665
TOTAL IMPORT		14 230 464 750	147 734 282 044	14 434 506 013	178 178 816 605

I.5. IM POR M ENURUT PROPINSI DAN PELABUHAN BONGKAR
IM PORT BY PROVINCE AND PORT OF IM PORTATION
***** DESEMBER / DECEMBER 2014 *****

Kode Pelabuhan Bongkar <i>Port of Importation</i>	Berat bersih / <i>Net weight (Kg)</i>		Nilai / <i>Value C.I.F (U S \$)</i>	
	Bulan ini <i>Current month</i>	Kumulatif <i>Cum. Jan. to date</i>	Bulan ini <i>Current month</i>	Kumulatif <i>Cum. Jan. to date</i>
ACEH	21 193 283	185 844 521	3 757 768	40 515 391
101 IDSBG Aceh - Sabang	0	360 031	0	617 553
102 IDOLO Ulee Lheue	0	12 960	0	11 026
104 IDLSW Lhok Seumawe	4 445 012	13 659 811	2 225 742	11 689 304
110 IDSIN Snabang	0	770 000	0	542 850
115 IDBTJ Blang Bintang (U)	653	1 171	575	10 115
117 IDKRU Krueng R. Malahayati	800 030	34 192 801	564 021	18 636 603
118 IDKLS Kuala Langsa	497 588	2 662 876	691 647	4 234 341
119 IDLHK Lhok Nga	15 450 000	134 184 871	275 783	4 773 599
SUM ATERA UTARA	686 584 947	7 391 305 967	422 806 886	5 046 512 447
002 IDKNO Kuala namu (U)	152 200	2 767 428	972 143	24 108 469
143 IDTPR Tanjung Pura	0	2 800	0	5 600
144 IDBLW Belawan	627 874 197	6 701 510 309	401 269 545	4 777 663 317
145 IDTJB Tanjung Balai Asahan	2 277 784	27 269 537	1 007 408	11 923 016
159 IDSLG Sibolga	0	1 099 426	0	614 139
165 IDPTE Pulau Tello	0	16 851	0	60 548
166 IDMES Medan / Polonia (U)	20 766	307 879	629 738	10 996 654
167 IDMDN Medan (Ptt)	0	861	0	8 197
170 IDKTJ Kuala Tanjung	56 260 000	658 330 876	18 928 052	221 132 507
SUM ATERA BARAT	112 222 737	1 444 388 080	48 805 618	1 034 605 870
191 IDTBY Padang/Tl.Bayur	112 222 727	1 444 387 268	48 794 215	1 034 515 308
192 IDPDG Padang / Tabing (U)	10	812	11 403	90 562
RIAU	444 085 398	2 876 335 626	169 744 487	1 716 762 644
225 IDDUM Dumai	303 196 253	1 745 315 338	105 582 554	778 071 820
228 IDBLS Bengkalis	445 999	3 440 351	268 027	2 062 549
230 IDSPA Selat Panjang	32 199	333 009	25 708	1 549 235
231 IDSSI Sak Sri Indrapura	33 038	970 624	37 719	1 399 546
233 IDPEK Pekanbaru (Rumbai)	1 227 343	13 419 960	753 218	10 688 365
235 IDSJQ Sungai Guntung	0	4 720 536	0	17 006 623
242 IDTEM Tembilahan	524 191	6 415 444	2 584 967	19 726 140
243 IDKEN Kuala Enok	0	621	0	46 525
244 IDRGA Rengat	0	6 020 896	0	56 043 316
261 IDPKU Simpang Tiga (U)	3 685	55 579	805 579	76 777 776
273 IDPAK Pekanbaru	8 911 460	67 886 214	20 639 069	173 162 507
277 IDBUN Buatan	6 563 316	70 940 905	1 810 177	21 389 996
278 IDPWG Perawang, Sumatra	123 147 914	956 816 149	37 237 469	558 838 246
JAM BI	12 620 471	145 118 781	6 693 825	196 851 465
291 IDKTK Kuala Tungkal	9 417 105	120 848 910	4 485 926	175 596 789
292 IDMSA Muara Sabak	3 032 793	18 766 264	1 716 561	10 648 212
293 IDDJM Jambi	170 573	5 503 607	491 338	10 606 464
SUM ATERA SELATAN	136 941 156	1 071 868 799	93 071 471	750 206 132
326 IDPLA Palembang - Plaju	851 045	11 074 750	606 942	8 830 921
334 IDPLM Sm. Badaruddin (U)	328	80 525	10 526	1 395 653
340 IDMRI Musi River/Boom Baru	136 089 783	1 060 713 524	92 454 003	739 979 558
BENGKULU	10 571 531	76 293 974	1 361 355	12 646 135
361 IDBKU Bengkulu	10 571 531	76 293 796	1 361 355	12 632 482
362 IDBTN Bintuhan	0	178	0	13 653
LAM PUNG	339 917 881	4 610 948 187	214 380 728	3 440 456 546
364 IDKTA Kota Agung	87 085 001	1 613 516 897	52 356 056	1 393 104 422
395 IDPJG Panjang	252 832 880	2 997 431 290	162 024 672	2 047 352 124
KEPULAUAN BANGKA BELITUNG	11 258 864	51 582 820	6 806 650	58 959 430
322 IDBLI Blinju-Bangka	2 148 866	10 431 214	1 215 629	11 608 982
323 IDPGX Pangkal Balam	1 145 420	26 171 548	873 771	32 335 884
328 IDTPD Tanjung Pandan	0	5 304 907	0	9 242 182
339 IDBLJ Belinju	7 964 578	9 675 151	4 717 250	5 772 382

I.5. IM POR M ENURUT PROPINSI DAN PELABUHAN BONGKAR
IM PORT BY PROVINCE AND PORT OF IM PORTATION
***** DESEM BER / DECEM BER 2014 *****

Kode Pelabuhan Bongkar <i>Port of Importation</i>	Berat bersih / <i>Net weight (Kg)</i>		Nilai / <i>Value C.I.F(U S \$)</i>	
	Bulan ini <i>Current month</i>	Kumulatif <i>Cum. Jan. to date</i>	Bulan ini <i>Current month</i>	Kumulatif <i>Cum. Jan. to date</i>
KEPULAUAN RIAU	562 240 321	5 510 561 739	829 767 427	10 877 427 074
248 IDTBK Tanjung Balai Karimun	6 855 170	88 690 018	21 602 101	305 491 306
249 IDPSS Pulau Sambu	0	55 331 000	0	223 446 159
250 IDTAN Tanjung Uban	245 333 227	2 282 424 180	169 681 591	2 072 723 713
251 IDTPN Tanjung Pinang	2 922 537	8 490 365	5 170 427	16 020 418
252 IDTER Terempa	86 054	8 475 689	224 790	78 457 310
256 IDMOR Moro Sulit	25 754	133 870	83 254	418 997
258 IDBTU Batu Ampar	142 014 137	1 490 858 736	336 855 968	4 268 139 253
260 IDDAS Singkep - Dabo	0	163 000	0	850 000
262 IDTNJ Kijang (U)	0	10 887	0	15 534
263 IDPAS Pasir Panjang	19 950	517 047	153 271	4 760 291
265 IDSKP Sekupang	41 392 439	358 856 423	225 153 851	2 664 237 038
267 IDKAB Kabil/Panau	123 492 930	1 215 534 480	43 993 870	935 887 795
271 IDBTH Hang Nadim (U)	98 123	1 076 044	26 848 304	306 979 260
DKI JAKARTA	3 473 801 002	35 846 839 928	6 846 074 289	84 604 814 235
431 IDTPP Tanjung Priok	3 463 608 161	35 677 945 061	5 909 025 601	72 616 159 617
432 IDKLB Kalibaru	0	10 045 434	0	14 777 424
433 IDJKT Jakarta / Pasar Ikan	0	41 534 917	0	158 040 043
434 IDCGK Soekarno-Hatta (U)	10 077 593	115 961 832	925 057 412	11 663 397 721
436 IDHLP Halim Perdana Kusuma (U)	115 248	1 352 684	11 991 276	152 439 430
JAWA BARAT	298 067 160	2 370 507 454	228 774 121	1 842 776 794
463 IDCBN Cirebon/Pengung (U)	11 982 091	273 543 479	6 871 680	46 500 347
466 IDBDO Husein Sastranegara	15 509	449 724	140 939	4 298 111
467 IDBLG Balongan	282 516 187	2 092 928 031	218 855 805	1 788 995 882
468 IDBND Gede Bage-Bandung (Ptt)	3 553 373	3 586 220	2 905 697	2 982 454
JAWA TENGAH	1 463 491 934	15 608 602 050	1 215 298 263	15 801 096 873
494 IDTES Tanjung Emas	422 602 377	4 224 955 141	560 209 366	5 949 467 373
495 IDCXP Cilacap	1 038 679 047	11 358 855 968	653 260 194	9 818 420 986
496 IDSRG Achmad Yani (U)	49 910	444 584	800 119	6 960 492
497 IDSMR Semarang (Ptt)	2 157 130	24 318 280	863 890	25 173 654
498 IDSOC Jebres/Adi Sumarmo	3 470	27 982	164 694	1 068 925
499 IDSMM Adi Sumarmo (U)	0	95	0	5 443
YOGYAKARTA	6 299	41 600	274 097	1 405 715
531 IDJOG Adi Sucipto (U)	6 299	41 600	274 097	1 405 715
JAWA TIMUR	2 804 420 590	30 582 781 544	1 975 151 309	25 210 896 237
561 IDTUB Tuban	552 581 041	5 033 960 767	382 169 307	4 410 913 693
562 IDGRE Gresik	607 398 132	5 429 551 141	170 623 987	1 452 932 885
563 IDTPE Tanjung Perak	1 512 904 671	18 542 968 393	1 282 745 472	17 449 605 050
564 IDPAZ Pasuruan	0	149	0	4 970
566 IDPRN Panarukan	93 305 724	1 053 477 778	56 807 677	879 496 983
567 IDBJU Banyuwangi	36 970 031	504 657 406	30 775 318	458 046 051
576 IDKLG Kalianget	39 504	3 258 071	3 533 381	8 849 781
587 IDSUB Juanda (U)-Surabaya	907 327	9 958 303	47 676 163	537 175 936
588 IDSUR Surabaya (Ptt)	314 160	4 949 536	820 004	13 870 888
BANTEN	2 217 088 515	23 676 535 852	1 183 329 289	12 174 899 544
461 IDMRK Merak	1 052 156 366	9 435 431 271	887 282 881	7 257 864 475
471 IDTLN Tanjung Leneng	118 524 718	1 602 798 459	86 977 663	1 569 322 627
473 IDCGD Cigading	1 046 407 431	12 638 306 122	209 068 745	3 347 712 442
BALI	22 761 693	113 337 878	21 434 799	376 945 546
613 IDBOA Benoa/Loloan	14 875 822	46 895 621	12 519 097	161 885 232
618 IDCBW Celukan Bawang	7 491 224	62 752 141	902 329	131 745 010
620 IDDPN Ngurah Rai (U)	394 647	3 690 116	8 013 373	83 315 304
NUSA TENGGARA BARAT	10 634 036	130 675 478	11 971 247	118 935 564
655 IDBMU Bima	3 263 831	28 231 452	11 369 377	97 924 297
660 IDLEM Lembar	7 370 205	75 613 368	601 870	7 462 529
663 IDBDS Badas Sumbawa	0	17 504 016	0	8 114 979
665 IDLKS Lombok	0	9 326 642	0	5 433 759

I.5. IM POR M ENURUT PROPINSI DAN PELABUHAN BONGKAR
IM PORT BY PROVINCE AND PORT OF IM PORTATION
***** DESEM BER / DECEM BER 2014 *****

Kode Pelabuhan Bongkar <i>Port of Importation</i>	Berat bersih / <i>Net weight (Kg)</i>		Nilai / <i>Value C.I.F (U S \$)</i>	
	Bulan ini <i>Current month</i>	Kumulatif <i>Cum. Jan. to date</i>	Bulan ini <i>Current month</i>	Kumulatif <i>Cum. Jan. to date</i>
NUSA TENGGARA TIM UR	1 314 640	87 433 469	753 147	31 919 488
683 IDMOF Maumere	1 036 563	4 736 105	653 035	3 116 798
685 IDWGP Waingapu	0	3 499 804	0	2 259 763
686 IDATA Atapupu	187 710	752 885	32 749	147 725
693 IDTEN Tenau	90 367	78 444 675	67 363	26 395 202
KALIM ANTAN BARAT	108 022 104	751 954 267	60 313 936	500 017 574
714 IDPON Pontianak	84 916 935	678 291 485	39 689 187	428 717 605
715 IDKTG Ketapang K. Barat	0	3 173 741	0	8 779 887
721 IDKDW Kendawangan	16 505 168	29 332 297	18 731 066	46 765 788
722 IDPNK Supadio (U)	0	1 412	0	3 334 900
723 IDTKA Telok Air	0	6 446 700	0	1 198 267
724 IDSTT Sintete	6 600 001	32 486 622	1 893 683	7 892 177
726 IDENT Entikong	0	2 222 010	0	3 328 950
KALIM ANTAN TENGAH	4 884 813	64 457 172	9 811 131	106 691 859
742 IDSUK Sukamara	0	552 785	0	2 474 178
744 IDKUM Kumai	2 500 000	24 243 674	1 436 008	27 109 608
746 IDSMQ Sampit	1 858 638	32 078 237	7 730 600	39 486 581
750 IDPPS Pulang Pisau	526 175	7 582 476	644 523	37 621 492
KALIM ANTAN SELATAN	289 408 235	2 652 046 470	198 579 043	2 495 287 354
771 IDBAN Banjarmasin	10 033 278	218 645 096	7 887 449	367 286 104
773 IDKTB Kotabaru	279 374 957	2 433 399 699	190 691 594	2 127 891 522
777 IDBDJ Samsudin Noor (U)	0	1 675	0	109 728
KALIM ANTAN TIM UR	845 840 640	9 345 284 061	586 750 809	8 471 481 284
803 IDBPP Balikpapan	610 297 182	7 125 218 687	449 474 795	6 557 712 830
805 IDSRD Samarinda	30 169 878	514 300 524	20 606 168	533 782 861
806 IDTRD Tanjung Redep	0	6 445 232	0	4 687 424
807 IDTJS Tanjung Selor	6 500 000	91 988 807	56 606	2 694 383
808 IDLIN Lingkas Tarakan	19 540 000	235 859 773	148 178	32 952 425
809 IDNNX Nunukan	32 285 397	239 199 461	1 306 140	13 067 556
810 IDTGR Pasir/ Tanah Grogot	0	2 958 361	0	22 204 199
812 IDBYQ Bunyu	0	3 500 000	0	29 064
813 IDTSG Tanjung Sangata	102 023 437	660 828 667	69 726 935	699 840 649
814 IDBPN Sepinggan (U)	294 925	2 996 716	18 337 130	221 769 419
815 IDTRK Tarakan (U)	3 575	15 575	132 142	1 187 007
817 IDBTG Bontang	44 726 246	431 496 352	26 962 715	367 791 100
819 IDJUA Juata Tarakan	0	7 525 529	0	109 558
822 IDADB Adang Bay	0	464 467	0	412 190
996 IDBEJ Berau	0	22 485 910	0	13 240 619
SULAWESI UTARA	17 389 549	84 033 716	11 688 304	122 063 428
832 IDAMU Amurang	0	1 181	0	26 466
834 IDMND Manado	246	2 163	11 472	65 105
835 IDBIT Bitung	17 387 579	83 838 726	11 553 591	117 724 812
839 IDNAH Naha (U) - Sulut	649	5 041	13 320	101 210
840 IDPET Petta	0	138 322	0	31 283
843 IDMDC Sam Ratulangi (U)	1 075	48 283	109 921	4 114 552
SULAWESI TENGAH	112 191 104	256 373 546	55 749 819	226 690 182
867 IDPSJ Posso	108 173 954	208 829 196	52 971 819	183 848 881
868 IDLUW Luwuk	0	27 975	0	751 125
877 IDPAT Pantoloan	4 017 150	47 516 375	2 778 000	42 090 176
SULAWESI SELATAN	107 239 721	1 377 559 392	70 552 894	836 218 684
892 IDPAP Pare-Pare	4 527 720	27 568 830	2 771 316	16 763 173
893 IDUJU Ujungpandang	84 253 444	1 027 826 135	46 945 844	570 757 055
897 IDMLI Malili, Sulawesi	18 456 798	322 138 810	20 787 999	243 532 440
904 IDUPG Hasanuddin (U)	1 759	25 617	47 735	5 166 016

I.5. IM POR M ENURUT PROPINSI DAN PELABUHAN BONGKAR
IM PORT BY PROVINCE AND PORT OF IM PORTATION
***** DESEM BER / DECEM BER 2014 *****

Kode Pelabuhan Bongkar <i>Port of Importation</i>	Berat bersih / <i>Net weight (Kg)</i>		Nilai / <i>Value C.I.F (U S \$)</i>	
	Bulan ini <i>Current month</i>	Kumulatif <i>Cum. Jan. to date</i>	Bulan ini <i>Current month</i>	Kumulatif <i>Cum. Jan. to date</i>
SULAWESI TENGGARA	62 635 087	502 424 055	55 159 126	578 660 217
921 IDBUW Bau-Bau	53 867 375	458 075 098	46 668 382	463 052 889
922 IDKDR Kendari	0	17 092 197	0	15 251 230
923 IDKOL Kolaka	8 488 423	20 335 088	1 908 078	4 884 528
925 IDPUM Pomalaa	279 289	6 921 672	6 582 666	95 471 570
GORONTALO	5 200 000	103 082 914	1 141 200	52 270 913
841 IDGOR Gorontalo	1 200 000	95 034 724	733 200	51 449 998
845 IDLUK Labuhan Uki	4 000 000	8 048 190	408 000	820 915
SULAWESI BARAT	0	2 967 222	0	5 516 140
899 IDMJU Mamuju	0	2 967 222	0	5 516 140
M ALUKU	30 066 837	392 800 763	26 841 289	391 603 222
946 IDAMB Ambon	30 057 562	383 149 207	26 801 934	386 978 722
949 IDLUV Tual	9 275	9 651 556	39 355	4 624 500
M ALUKU UTARA	2 876 427	10 341 152	3 841 494	11 660 111
941 IDTOB Tobelo	0	5 199 656	0	3 281 132
942 IDTTE Ternate	2 876 427	4 830 005	3 841 494	7 199 198
962 IDOBI Obi Island	0	311 491	0	1 179 781
PAPUA	13 839 023	403 784 967	70 964 514	1 014 472 317
979 IDMKQ Merauke	20 253	43 865	2 698	13 182
980 IDTIM Amamapare	7 194 770	391 197 059	70 393 231	1 011 166 417
983 IDDJW Jayapura / Sentani	6 624 000	12 544 043	568 585	3 292 718
PAPUA BARAT	1 648 752	6 168 600	2 855 678	27 550 190
971 IDSOR Sorong	1 648 752	6 164 902	2 855 678	27 495 714
976 IDFKQ Fak-Fak	0	697	0	12 012
977 IDKNG Kaimana	0	2 753	0	11 424
985 IDNTI Bintuni, Irian Jaya	0	248	0	31 040
TOTAL IM PORT	14 230 464 750	147 734 282 044	14 434 506 013	178 178 816 605

**I.6 IM POR KOM ODITI M ENURUT NEGARA ASAL / IM PORT BY COUNTRY OF ORIGIN
DAN LIMA GOLONGAN BARANG (SITC) UTAMA / AND FIVE MAJOR SITC COMMODITY GROUP
*** DESEMBER / DECEMBER 2014 *****

Negara Asal/ SITC/ Uraian Golongan Barang <i>Country of Origin/ SITC/ group Description</i>	Berat Bersih / <i>Net Weight (Kg)</i>		Nilai CIF / <i>CIF Value (US\$)</i>	
	Bulan ini <i>Current month</i>	Kumulatif <i>Cum. Jan to date</i>	Bulan ini <i>Current month</i>	Kumulatif <i>Cum. Jan to date</i>
JAPAN				
784 Parts And Accessories Of The Motor Vehicles	8 628 546	92 235 574	100 173 786	1 208 840 113
782 Motor Vehicle For The Transportation Of Goods	6 875 925	102 574 163	59 171 525	947 050 929
713 Internal Combustion Piston Engines And Parts	9 014 584	66 264 390	52 501 682	743 871 590
673 Flat Rolled Products, Not Clad	73 229 731	876 846 008	54 265 961	680 996 168
781 Passengger Motor Cars	1 119 869	38 348 618	13 126 793	463 641 644
LAINNYA	233 608 469	3 243 003 501	946 871 526	12 963 178 365
SUB TOTAL	332 477 124	4 419 272 254	1 226 111 273	17 007 578 809
HONG KONG				
655 Knitted Or Crocheted Fabrics	2 737 147	24 059 875	24 389 518	212 401 166
652 Cotton Fabrics, Woven	1 266 024	17 552 924	14 250 280	188 475 626
764 Telecommunication Equipments And Parts	394 806	6 296 921	6 841 148	109 978 289
772 Electrical Apparatus For Making And Breaking Electrical Circuits	210 851	2 517 087	6 871 519	77 610 032
653 Fabrics, Woven, Of Man-made Fibres	632 732	6 844 204	7 500 391	75 503 455
LAINNYA	31 413 252	382 358 405	90 664 457	1 184 476 170
SUB TOTAL	36 654 812	439 629 416	150 517 313	1 848 444 738
KOREA, DEM . PEOPLE'S REP.				
641 Papers And Paperboards	57 912	1 029 956	52 121	954 231
727 Food Processing Machines And Parts	0	9 319	0	136 290
682 Copper	0	14 821	0	128 742
676 Iron/steel Bars, Rods, Angels, Shaped And Sections	0	87 635	0	77 376
748 Transmission Shafts And Cranks	0	6 125	0	53 010
LAINNYA	6 013	78 702	22 866	212 548
SUB TOTAL	63 925	1 226 558	74 987	1 562 197
KOREA, REPUBLIC OF				
334 Petroleum Products, Refined	684 789 080	4 470 622 534	524 996 051	3 980 805 579
673 Flat Rolled Products, Not Clad	107 834 260	987 857 907	68 103 838	667 925 467
655 Knitted Or Crocheted Fabrics	4 324 849	48 450 308	39 356 686	446 190 007
653 Fabrics, Woven, Of Man-made Fibres	2 308 049	23 138 514	33 800 397	296 269 148
232 Synthetic Rubber Latex, Synthetic/ reclaimed Rubber	9 896 855	131 106 068	19 018 338	262 651 417
LAINNYA	281 253 979	2 821 883 142	530 175 237	6 193 557 120
SUB TOTAL	1 090 407 072	8 483 058 473	1 215 450 547	11 847 398 738
TAIWAN				
673 Flat Rolled Products, Not Clad	44 931 558	380 420 135	28 604 609	248 740 165
653 Fabrics, Woven, Of Man-made Fibres	1 306 795	15 215 775	15 997 973	187 198 908
655 Knitted Or Crocheted Fabrics	1 317 396	18 785 618	13 168 081	184 281 021
728 Other Machines And Equipment Specialized For Particular Industry	2 062 915	20 750 545	16 884 705	155 707 741
776 Thermionic, Cold Cathode, And Photo Cathode Valves/tubes	32 423	413 468	13 722 241	148 348 015
LAINNYA	96 355 375	1 240 451 800	232 490 647	2 833 895 401
SUB TOTAL	146 006 462	1 676 037 341	320 868 256	3 758 171 251
CHINA				
764 Telecommunication Equipments And Parts	5 591 807	73 391 690	239 543 272	3 318 071 840
752 Automatic Data Processing Machines And Their Units	2 440 484	28 092 646	135 497 467	1 651 806 159
741 Heating And Cooling Equipments And Parts	32 359 563	242 255 812	113 202 208	813 341 815
676 Iron/steel Bars, Rods, Angels, Shaped And Sections	100 271 838	1 109 338 151	56 276 030	671 528 346
778 Electrical Machinery And Apparatus	9 685 695	115 057 604	50 288 235	666 437 281
LAINNYA	2 031 474 230	15 010 500 308	2 362 928 799	23 503 150 039
SUB TOTAL	2 181 823 617	16 578 636 211	2 957 736 011	30 624 335 480
MONGOLIA				
793 Ships, Boats, And Floating Structures	0	70 717 000	0	19 087 806
278 Other Crude Minerals	0	255 000	0	103 800
874 Measuring, Checking, Analysing, And Controlling Instrument And Apparatus	0	45	0	10 644
728 Other Machines And Equipment Specialized For Particular Industry	0	2 440	0	4 600
723 Civil Engineering And Contractor Plants And Equipments/parts	0	21	0	4 353
LAINNYA	211	446	3 000	11 984
SUB TOTAL	211	70 974 952	3 000	19 223 187

**I.6 IMPOR KOMODITI MENURUT NEGARA ASAL / IMPORT BY COUNTRY OF ORIGIN
DAN LIMA GOLONGAN BARANG (SITC) UTAMA / AND FIVE MAJOR SITC COMMODITY GROUP
*** DESEMBER / DECEMBER 2014 *****

Negara Asal/ SITC/ Uraian Golongan Barang <i>Country of Origin/ SITC/ group Description</i>	Berat Bersih / <i>Net Weight (Kg)</i>		Nilai CIF / <i>CIF Value (US\$)</i>	
	Bulan ini <i>Current month</i>	Kumulatif <i>Cum. Jan to date</i>	Bulan ini <i>Current month</i>	Kumulatif <i>Cum. Jan to date</i>
MACAU				
682 Copper	0	679 255	0	2 546 165
652 Cotton Fabrics, Woven	0	193 251	0	1 513 289
724 Textile/leather Machinery And Parts	74 465	134 469	687 800	1 265 543
655 Knitted Or Crocheted Fabrics	249	96 796	9 316	759 877
851 Footwears	977	22 606	34 870	425 248
LAINNYA	249	106 792	6 049	1 557 071
SUB TOTAL	75 940	1 233 169	738 035	8 067 193
PAPUA NEW GUINEA				
072 Cocoa	1 165 000	8 586 610	3 866 385	26 621 939
283 Copper Ores And Concentrates	7 531 700	7 531 700	15 928 642	15 928 642
282 Waste And Scrap Metal Of Iron/ steel	514 876	10 899 932	183 418	4 182 222
223 Oil Seeds Use For Extraction Of Other Fixed Vegetable Oils	57	1 995	5 178	279 750
713 Internal Combustion Piston Engines And Parts	0	24 924	0	171 755
LAINNYA	24 179	54 705	81 286	376 420
SUB TOTAL	9 235 812	27 099 866	20 064 909	47 560 728
THAILAND				
784 Parts And Accessories Of The Motor Vehicles	8 499 747	105 609 915	78 323 990	975 453 768
781 Passenger Motor Cars	3 944 237	69 723 077	37 670 256	719 972 455
061 Sugar, Molasses, And Honey	54 599 700	1 560 076 244	23 684 079	694 462 530
713 Internal Combustion Piston Engines And Parts	1 810 686	32 252 802	25 219 524	410 361 589
575 Other Plastics In Primary Forms	15 110 630	200 288 569	27 962 193	373 890 750
LAINNYA	658 463 734	6 015 246 670	559 332 343	6 606 902 327
SUB TOTAL	742 428 734	7 983 197 277	752 192 385	9 781 043 419
SINGAPORE				
334 Petroleum Products, Refined	1 307 374 731	14 912 247 676	1 067 994 998	14 520 336 583
511 Hydrocarbon And Their Halogenated, Nitrated Derivatives	42 307 651	657 077 868	39 379 328	851 452 596
776 Thermionic, Cold Cathode, And Photo Cathode Valves/tubes	391 731	6 888 773	37 045 101	621 162 525
575 Other Plastics In Primary Forms	25 451 117	310 245 930	43 074 660	552 581 151
772 Electrical Apparatus For Making And Breaking Electrical Circuits	1 107 285	12 658 094	39 826 553	512 941 763
LAINNYA	315 791 421	3 763 513 814	619 538 890	8 127 193 218
SUB TOTAL	1 692 423 936	19 662 632 155	1 846 859 530	25 185 667 836
PHILIPPINES				
784 Parts And Accessories Of The Motor Vehicles	706 165	8 742 628	8 429 109	105 334 871
726 Printing/book Binding Machinery And Parts	127 213	1 364 026	1 847 910	36 408 096
773 Equipment For Distributing Electricity	363 371	3 875 171	2 926 161	32 347 656
752 Automatic Data Processing Machines And Their Units	31 762	466 365	2 206 217	31 799 288
593 Explosive And Pyrotechnic Products	351 341	1 554 592	4 841 533	28 113 763
LAINNYA	31 152 627	523 971 674	35 611 803	465 732 892
SUB TOTAL	32 732 479	539 974 456	55 862 733	699 736 566
MALAYSIA				
334 Petroleum Products, Refined	389 415 072	4 558 605 630	291 455 053	4 340 635 500
333 Petroleum Oil, Crude	317 700 087	833 098 583	218 049 269	620 234 979
511 Hydrocarbon And Their Halogenated, Nitrated Derivatives	14 053 215	187 211 922	16 659 529	255 460 218
571 Polymers Of Ethylene In Primary Forms	17 053 724	139 430 891	26 228 828	223 429 379
512 Alcohols,phenols,phenol-alcohols And Their Halogenated	40 474 690	276 197 111	27 083 841	222 246 291
LAINNYA	399 147 010	4 171 725 710	384 445 229	5 193 388 006
SUB TOTAL	1 177 843 798	10 166 269 847	963 921 749	10 855 394 373
MYANMAR				
054 Vegetables, Fresh, Chilled, Frozen Or Simply Preserved	349 990	60 982 980	422 221	60 420 568
682 Copper	1 000 673	6 802 330	6 784 512	47 823 270
042 Rice	3 480 000	15 616 000	1 110 600	5 082 752
061 Sugar, Molasses, And Honey	74 000	2 902 400	57 979	2 349 262
581 Tubes, Pipes, And Hoses Of Plastics	13 476	85 451	162 274	1 053 868
LAINNYA	121 850	2 010 059	551 366	5 347 271
SUB TOTAL	5 039 989	88 399 220	9 088 952	122 076 991

**I.6 IM POR KOM ODITI M ENURUT NEGARA ASAL / IM PORT BY COUNTRY OF ORIGIN
DAN LIMA GOLONGAN BARANG (SITC) UTAMA / AND FIVE MAJOR SITC COMMODITY GROUP
*** DESEMBER / DECEMBER 2014 *****

Negara Asal/ SITC/ Uraian Golongan Barang <i>Country of Origin/ SITC/ group Description</i>	Berat Bersih / <i>Net Weight (Kg)</i>		Nilai CIF / <i>CIF Value (US\$)</i>	
	Bulan ini <i>Current month</i>	Kumulatif <i>Cum. Jan to date</i>	Bulan ini <i>Current month</i>	Kumulatif <i>Cum. Jan to date</i>
CAMBODIA				
841 Men's Coats/jackets, Not Knitted	3 937	121 961	96 824	3 882 842
845 Articles Of Apparel	6 142	99 911	167 206	3 083 555
844 Women's Coats/ jackets, Knitted	5 385	59 578	169 855	1 855 466
842 Women's Coats/ jacket, Not Knitted	1 556	80 104	42 428	1 826 585
562 Fertilizers, Manufactured	0	4 400 000	0	1 333 200
LAINNYA	32 542	1 717 365	93 859	6 715 287
SUB TOTAL	49 562	6 478 919	570 172	18 696 935
BRUNEI DARUSSALAM				
333 Petroleum Oil, Crude	0	695 655 000	0	568 131 625
512 Alcohols,phenols,phenol-alcohols And Their Halogenated	0	27 851 854	0	11 114 334
282 Waste And Scrap Metal Of Iron/ steel	4 159 830	15 674 090	1 310 346	5 584 847
723 Civil Engineering And Contractor Plants And Equipments/ parts	0	178 618	0	2 112 323
718 Other Power Generating Machines And Parts	0	157 237	0	1 748 379
LAINNYA	9 118	1 974 037	22 379	5 611 232
SUB TOTAL	4 168 948	741 490 836	1 332 725	594 302 740
LAO PEOPLE'S DEM. REP.				
122 Tobacco, Manufactured	0	7 113 150	0	42 175 888
121 Tobacco, Unmanufactured And Refused	0	1 730 520	0	8 441 930
071 Coffee And Coffee Substitutes	0	133 200	0	563 867
232 Synthetic Rubber Latex, Synthetic/ reclaimed Rubber	0	12 000	0	53 800
695 Tools For Used In The Hand Or In Machines	0	96	0	6 783
LAINNYA	38	154	4 485	15 870
SUB TOTAL	38	8 989 120	4 485	51 258 138
NEPAL				
642 Paper And Paperboard Cut To Size/ shape And Article Of Papers	0	7 726	0	57 269
659 Floor Coverings	0	123	0	11 712
851 Footwears	0	46	0	2 455
892 Printed Matter	0	84	0	1 615
699 Manufactures Of Base Metals	98	98	1 468	1 468
LAINNYA	17	23	525	605
SUB TOTAL	115	8 100	1 993	75 124
BHUTAN				
749 Non-electric Parts And Accessories Of Machineries	0	1	0	5
LAINNYA	0	0	0	0
SUB TOTAL	0	1	0	5
VIET NAM				
764 Telecommunication Equipments And Parts	394 259	4 726 751	50 757 989	963 402 714
674 Flat Rolled Products, Clad Or Plated	51 022 796	374 981 863	42 499 885	315 641 315
752 Automatic Data Processing Machines And Their Units	184 042	2 255 176	10 595 532	234 553 083
333 Petroleum Oil, Crude	0	238 677 217	0	192 026 111
661 Lime,cement And Fabricated Construction Materials	412 266 770	2 711 523 071	26 911 813	177 323 379
LAINNYA	157 109 121	1 050 182 863	145 894 678	1 534 830 175
SUB TOTAL	620 976 988	4 382 346 941	276 659 897	3 417 776 777
MALDIVES				
746 Ball Or Roller Bearings	0	113	0	185
LAINNYA	0	0	0	0
SUB TOTAL	0	113	0	185
INDIA				
511 Hydrocarbon And Their Halogenated, Nitrated Derivatives	39 816 400	331 609 710	37 898 398	417 190 738
334 Petroleum Products, Refined	1 435 340	355 600 565	1 837 963	381 863 356
044 Maize, Unmilled	7 935 985	1 100 174 792	2 199 080	278 841 597
222 Oil Seeds Use For Extraction Of soft Fixed Vegetable Oils	18 580 544	208 866 206	19 917 732	229 328 984
081 Feeding Stuff For Animals	10 370 732	261 349 983	3 880 090	111 573 419
LAINNYA	175 457 606	2 079 009 027	197 613 789	2 533 283 126
SUB TOTAL	253 596 607	4 336 610 283	263 347 052	3 952 081 220

**I.6 IMPOR KOMODITI MENURUT NEGARA ASAL / IMPORT BY COUNTRY OF ORIGIN
DAN LIMA GOLONGAN BARANG (SITC) UTAMA / AND FIVE MAJOR SITC COMMODITY GROUP
*** DESEMBER / DECEMBER 2014 *****

Negara Asal/ SITC/ Uraian Golongan Barang <i>Country of Origin/ SITC/ group Description</i>	Berat Bersih / <i>Net Weight (Kg)</i>		Nilai CIF / <i>CIF Value (US\$)</i>	
	Bulan ini <i>Current month</i>	Kumulatif <i>Cum. Jan to date</i>	Bulan ini <i>Current month</i>	Kumulatif <i>Cum. Jan to date</i>
PAKISTAN				
263 Cotton	7 215 521	34 821 141	10 658 780	55 519 912
042 Rice	5 974 000	61 715 000	2 239 040	23 909 265
057 Fruit And Nut; Fresh Or Dried	2 599 996	19 142 495	2 896 460	19 314 561
611 Leathers	27 878	355 055	1 028 732	13 313 424
652 Cotton Fabrics, Woven	197 951	2 216 394	1 029 450	12 927 115
LAINNYA	3 904 656	28 025 438	4 020 840	34 405 356
SUB TOTAL	19 920 002	146 275 523	21 873 302	159 389 633
BANGLADESH				
651 Textile Yarns	1 666 000	17 150 901	1 434 763	15 124 794
845 Articles Of Apparel	28 645	378 723	667 654	9 960 108
673 Flat Rolled Products, Not Clad	0	13 377 455	0	9 607 284
658 Made-up Articles, Wholly/ chiefly Of Textile Materials	481 032	9 087 219	385 994	6 874 137
121 Tobacco, Unmanufactured And Refused	0	1 537 048	0	6 462 839
LAINNYA	253 874	4 832 088	1 690 465	23 270 620
SUB TOTAL	2 429 551	46 363 434	4 178 876	71 299 782
SRI LANKA				
046 Meal And Flour Of Wheat And Flour Of Meslin	430 000	37 133 000	176 300	15 842 460
121 Tobacco, Unmanufactured And Refused	7 414	229 820	808 624	7 828 638
845 Articles Of Apparel	18 988	165 420	599 499	6 243 688
074 Tea And Mate	79 385	458 548	438 136	3 004 818
842 Women's Coats/ jacket, Not Knitted	2 907	37 939	103 155	1 750 489
LAINNYA	171 205	2 928 004	957 162	11 325 802
SUB TOTAL	709 899	40 952 731	3 082 876	45 995 895
AFGHANISTAN				
057 Fruit And Nut; Fresh Or Dried	0	108 000	0	203 062
273 Stone, Sand And Gravel	0	1 050	0	6 284
772 Electrical Apparatus For Making And Breaking Electrical Circuits	0	1	0	2 339
899 Other Miscellaneous Manufactured Articles	0	112	0	548
LAINNYA	0	0	0	0
SUB TOTAL	0	109 163	0	212 233
INDONESIA				
851 Footwears	67 469	1 368 638	1 189 321	16 805 586
784 Parts And Accessories Of The Motor Vehicles	146 384	589 949	3 021 831	10 946 544
772 Electrical Apparatus For Making And Breaking Electrical Circuits	24 348	575 523	709 943	9 376 836
726 Printing/book Binding Machinery And Parts	10 338	416 031	276 731	9 004 952
773 Equipment For Distributing Electricity	80 305	1 034 614	656 897	7 779 841
LAINNYA	4 178 049	27 600 962	9 871 984	123 268 401
SUB TOTAL	4 506 893	31 585 717	15 726 707	177 182 160
IRAQ				
611 Leathers	0	20 085	0	188 730
057 Fruit And Nut; Fresh Or Dried	25 000	139 750	20 250	118 935
695 Tools For Used In The Hand Or In Machines	0	90	0	29 280
728 Other Machines And Equipment Specialized For Particular Industry	14	83	8 833	14 477
874 Measuring, Checking, Analysing, And Controlling Instrument And App:	10	16	1 491	6 651
LAINNYA	0	76	0	11 586
SUB TOTAL	25 024	160 100	30 574	369 659
IRAN (ISLAMIC REPUBLIC OF)				
335 Residual Petroleum Products, And Related Materials	3 763 797	31 234 236	2 174 780	18 403 790
334 Petroleum Products, Refined	0	6 076 008	0	6 850 163
278 Other Crude Minerals	1 007 600	10 325 334	544 104	5 496 592
057 Fruit And Nut; Fresh Or Dried	421 000	4 240 521	533 310	3 985 018
512 Alcohols,phenols,phenol-alcohols And Their Halogenated	0	4 667 477	0	2 669 797
LAINNYA	617 602	4 820 862	171 062	5 142 466
SUB TOTAL	5 809 999	61 364 438	3 423 256	42 547 826

**I.6 IM POR KOM ODITI M ENURUT NEGARA ASAL / IM PORT BY COUNTRY OF ORIGIN
DAN LIMA GOLONGAN BARANG (SITC) UTAMA / AND FIVE MAJOR SITC COMMODITY GROUP
*** DESEMBER / DECEMBER 2014 *****

Negara Asal/ SITC/ Uraian Golongan Barang <i>Country of Origin/ SITC/ group Description</i>	Berat Bersih / <i>Net Weight (Kg)</i>		Nilai CIF / <i>CIF Value (US\$)</i>	
	Bulan ini <i>Current month</i>	Kumulatif <i>Cum. Jan to date</i>	Bulan ini <i>Current month</i>	Kumulatif <i>Cum. Jan to date</i>
SAUDI ARABIA				
333 Petroleum Oil, Crude	489 371 120	5 377 601 120	275 125 732	4 366 963 520
342 Liquefied Propane And Butane	61 588 370	983 513 210	36 634 827	797 968 464
334 Petroleum Products, Refined	28 694 060	393 363 947	19 856 477	381 666 237
511 Hydrocarbon And Their Halogenated, Nitrated Derivatives	37 991 527	268 834 687	46 789 163	367 659 391
575 Other Plastics In Primary Forms	12 653 275	143 988 033	17 186 586	200 873 181
LAINNYA	27 847 372	435 944 385	33 871 379	401 093 215
SUB TOTAL	658 145 724	7 603 245 382	429 464 164	6 516 224 008
ISRAEL				
695 Tools For Used In The Hand Or In Machines	1 563	18 680	465 780	5 815 552
515 Organo-inorganic And Heterocyclic Compounds	316	3 083	322 705	2 108 415
533 Pigments, Paints, Varnishes, And Related Materials	676	38 046	27 988	1 058 592
514 Nitrogen-function Compounds	0	1 037	0	736 755
759 Parts And Accessories For Machine Of Heading 751 Or 752	12	7 043	10 536	413 864
LAINNYA	48 035	697 639	440 048	3 763 859
SUB TOTAL	50 602	765 528	1 267 057	13 897 037
KUWAIT				
334 Petroleum Products, Refined	93 779 000	1 308 638 363	72 784 088	1 153 328 175
511 Hydrocarbon And Their Halogenated, Nitrated Derivatives	10 282 848	119 983 322	9 807 846	152 632 068
512 Alcohols, phenols, phenol-alcohols And Their Halogenated	6 967 413	65 306 153	6 230 629	67 866 319
571 Polymers Of Ethylene In Primary Forms	4 958 260	40 164 127	5 846 607	47 636 365
335 Residual Petroleum Products, And Related Materials	0	62 889 000	0	29 278 309
LAINNYA	1 312 380	28 201 790	470 279	10 792 518
SUB TOTAL	117 299 901	1 625 182 755	95 139 449	1 461 533 754
JORDAN				
272 Fertilizers, Crude	50 700 000	683 930 000	7 554 300	92 144 370
562 Fertilizers, Manufactured	31 862 100	170 285 200	10 495 793	53 242 215
522 Inorganic Chemical Elements, Oxides And Halogen Salts	99 600	5 788 570	106 758	4 914 515
591 Disinfectants, Insecticides, And Fungicides Put In Forms	4 241	56 440	85 805	703 353
551 Essential Oils, Perfumes, And Flavour Materials	0	40	0	346 638
LAINNYA	27	1 605 872	917	1 198 147
SUB TOTAL	82 665 968	861 666 122	18 243 573	152 549 238
LEBANON				
251 Pulp And Waste Paper	501 840	10 342 422	85 815	2 000 482
892 Printed Matter	0	359 393	0	1 130 432
288 Non-ferrous Base Metal Waste And Scraps	20 410	138 110	132 993	517 947
073 Chocolate And Other Food Preparations Containing Cocoa	0	3 211	0	74 592
893 Article Of Plastics	0	4 715	0	5 709
LAINNYA	0	17	0	5
SUB TOTAL	522 250	10 847 868	218 808	3 729 167
PALESTINA				
057 Fruit And Nut; Fresh Or Dried	0	8 800	0	82 500
772 Electrical Apparatus For Making And Breaking Electrical Circuits	15	307	1 124	15 317
776 Thermionic, Cold Cathode, And Photo Cathode Valves/ tubes	0	147	0	7 269
728 Other Machines And Equipment Specialized For Particular Industry	0	4	0	1 621
771 Electric Power Machinery And Parts	0	26	0	1 323
LAINNYA	1	286	403	2 191
SUB TOTAL	16	9 570	1 527	110 221
YEMEN				
034 Fish, Fresh, Chilled Or Frozen	103 480	1 781 162	72 436	1 234 059
251 Pulp And Waste Paper	0	2 681 040	0	550 350
685 Lead	0	45 750	0	93 101
893 Article Of Plastics	0	268	0	3 413
821 Furnitures And Parts	0	375	0	2 350
LAINNYA	0	69	0	375
SUB TOTAL	103 480	4 508 664	72 436	1 883 648

**I.6 IMPOR KOMODITI MENURUT NEGARA ASAL / IMPORT BY COUNTRY OF ORIGIN
DAN LIMA GOLONGAN BARANG (SITC) UTAMA / AND FIVE MAJOR SITC COMMODITY GROUP
*** DESEMBER / DECEMBER 2014 *****

Negara Asal/ SITC/ Uraian Golongan Barang <i>Country of Origin/ SITC/ group Description</i>	Berat Bersih / Net Weight (Kg)		Nilai CIF / CIF Value (US\$)	
	Bulan ini <i>Current month</i>	Kumulatif <i>Cum. Jan to date</i>	Bulan ini <i>Current month</i>	Kumulatif <i>Cum. Jan to date</i>
OMAN				
511 Hydrocarbon And Their Halogenated, Nitrated Derivatives	5 249 962	119 255 020	4 462 468	144 319 937
512 Alcohols,phenols,phenol-alcohols And Their Halogenated	8 683 179	238 525 880	3 482 981	42 155 312
684 Alumunium	292 798	1 995 015	667 111	4 347 788
034 Fish, Fresh, Chilled Or Frozen	54 000	1 715 900	35 100	1 111 260
273 Stone, Sand And Gravel	0	33 000 000	0	1 036 200
LAINNYA	19 765	734 669	39 778	678 696
SUB TOTAL	14 299 704	395 226 484	8 687 438	193 649 193
SYRIA ARAB REPUBLIC				
611 Leathers	17 467	136 856	211 904	1 257 454
075 Spices	0	135 970	0	75 588
LAINNYA	0	0	0	0
SUB TOTAL	17 467	272 826	211 904	1 333 042
TURKEY				
333 Petroleum Oil, Crude	0	927 139 729	0	770 339 923
121 Tobacco, Unmanufactured And Refused	171 955	5 990 183	1 340 249	47 976 664
046 Meal And Flour Of Wheat And Flour Of Meslin	3 372 000	78 309 414	1 143 152	25 728 008
523 Metallicsalts And Peroxysalts	959 000	27 423 600	618 380	15 307 493
511 Hydrocarbon And Their Halogenated, Nitrated Derivatives	0	10 488 968	0	12 995 043
LAINNYA	10 111 449	97 527 147	15 309 618	158 300 456
SUB TOTAL	14 614 404	1 146 879 041	18 411 399	1 030 647 587
UNITED ARAB EMIRATES				
342 Liquefied Propane And Butane	116 971 731	1 212 919 043	70 119 405	1 035 267 436
334 Petroleum Products, Refined	50 563	308 810 642	38 055	282 810 247
511 Hydrocarbon And Their Halogenated, Nitrated Derivatives	4 834 076	88 719 023	7 233 664	129 253 341
684 Alumunium	3 192 025	49 316 033	8 091 595	113 236 766
575 Other Plastics In Primary Forms	1 878 310	19 217 712	2 580 808	26 314 875
LAINNYA	11 852 093	210 408 630	10 057 023	167 449 759
SUB TOTAL	138 778 798	1 889 391 083	98 120 550	1 754 332 424
QATAR				
342 Liquefied Propane And Butane	91 980 024	1 028 179 088	55 840 682	890 754 691
334 Petroleum Products, Refined	63 742 357	530 407 241	47 788 254	515 305 539
684 Alumunium	2 750 139	43 371 004	7 123 502	101 758 391
571 Polymers Of Ethylene In Primary Forms	2 682 836	22 777 827	4 020 641	33 240 572
511 Hydrocarbon And Their Halogenated, Nitrated Derivatives	90 660	14 776 233	158 655	19 618 111
LAINNYA	249 306	125 704 664	67 888	28 532 421
SUB TOTAL	161 495 322	1 765 216 057	114 999 622	1 589 209 725
BAHRAIN				
334 Petroleum Products, Refined	23 750 570	148 643 360	16 488 548	135 787 520
684 Alumunium	550 973	9 571 076	1 324 912	21 287 633
522 Inorganic Chemical Elements, Oxides And Halogen Salts	0	6 300 000	0	3 584 700
661 Lime,cement And Fabricated Construction Materials	147 448	703 525	93 086	446 507
652 Cotton Fabrics, Woven	17 285	41 745	138 415	356 445
LAINNYA	29 966	219 187	60 172	246 330
SUB TOTAL	24 496 242	165 478 893	18 105 133	161 709 135
CYPRUS				
251 Pulp And Waste Paper	491 800	7 168 410	90 491	1 410 741
287 Ores And Concentrates Of Basemetals	0	392 000	0	447 414
745 Other Non-electical Machinery, Tools, And Mechanical Apparatus	0	3 560	0	137 163
098 Edible Products And Preparations	0	49 920	0	134 534
288 Non-ferrous Base Metal Waste And Scraps	0	19 910	0	132 139
LAINNYA	47 009	445 491	6 713	307 086
SUB TOTAL	538 809	8 079 291	97 204	2 569 077

**I.6 IMPOR KOMODITI MENURUT NEGARA ASAL / IMPORT BY COUNTRY OF ORIGIN
DAN LIMA GOLONGAN BARANG (SITC) UTAMA / AND FIVE MAJOR SITC COMMODITY GROUP
*** DESEMBER / DECEMBER 2014 *****

Negara Asal/ SITC/ Uraian Golongan Barang <i>Country of Origin/ SITC/ group Description</i>	Berat Bersih / <i>Net Weight (Kg)</i>		Nilai CIF / <i>CIF Value (US\$)</i>	
	Bulan ini <i>Current month</i>	Kumulatif <i>Cum. Jan to date</i>	Bulan ini <i>Current month</i>	Kumulatif <i>Cum. Jan to date</i>
OTHER WEST ASIA				
061 Sugar, Molasses, And Honey	0	40 000	0	64 800
881 Photographic Apparatus And Equipments	0	45	0	16 043
771 Electric Power Machinery And Parts	0	8	0	10 034
764 Telecommunication Equipments And Parts	0	22	0	3 402
743 Pumps, Compressors, Fans, Blowers, Centrifuges, And Parts	0	5	0	2 709
LAINNYA	26	34	1 192	3 725
SUB TOTAL	26	40 114	1 192	100 713
EGYPT				
562 Fertilizers, Manufactured	79 514 639	707 113 958	6 320 228	58 563 571
272 Fertilizers, Crude	84 250 000	375 800 000	9 573 370	44 246 121
061 Sugar, Molasses, And Honey	38 250	53 584 352	51 638	14 411 320
057 Fruit And Nut; Fresh Or Dried	120 000	15 157 580	115 200	14 107 113
054 Vegetables, Fresh, Chilled, Frozen Or Simply Preserved	0	8 020 000	0	4 486 200
LAINNYA	371 655	8 573 074	543 186	10 119 559
SUB TOTAL	164 294 544	1 168 248 964	16 603 622	145 933 884
LIBYAN ARAB JAMAHIRIYA				
333 Petroleum Oil, Crude	79 712 570	79 712 570	58 289 628	58 289 628
728 Other Machines And Equipment Specialized For Particular Industry	0	18	0	7 580
748 Transmission Shafts And Cranks	0	86	0	3 291
629 Articles Of Rubbers	1	3	1 208	3 259
699 Manufactures Of Base Metals	0	2	0	1 611
LAINNYA	0	35	0	1 853
SUB TOTAL	79 712 571	79 712 714	58 290 836	58 307 222
MOROCCO				
522 Inorganic Chemical Elements, Oxides And Halogen Salts	10 355 443	97 134 759	8 387 909	70 501 999
272 Fertilizers, Crude	36 647 820	326 094 120	5 460 525	48 084 233
842 Women's Coats/jacket, Not Knitted	12 004	192 236	733 819	12 053 417
845 Articles Of Apparel	3 674	40 424	210 732	2 241 602
841 Men's Coats/jackets, Not Knitted	2 649	36 830	141 289	2 166 296
LAINNYA	996 520	3 354 186	578 467	5 218 017
SUB TOTAL	48 018 110	426 852 555	15 512 741	140 265 564
TUNISIA				
057 Fruit And Nut; Fresh Or Dried	25 000	3 386 745	15 500	10 935 644
523 Metallicsalts And Peroxysalts	858 000	11 186 000	534 430	6 469 192
772 Electrical Apparatus For Making And Breaking Electrical Circuits	6 688	55 511	213 740	1 582 476
842 Women's Coats/jacket, Not Knitted	665	7 517	47 528	513 177
684 Aluminium	50 000	250 000	105 899	486 315
LAINNYA	2 582	1 144 838	80 804	1 709 496
SUB TOTAL	942 935	16 030 611	997 901	21 696 300
ALGERIA				
333 Petroleum Oil, Crude	0	333 220 260	0	298 422 103
251 Pulp And Waste Paper	500 000	5 711 660	102 500	1 178 974
057 Fruit And Nut; Fresh Or Dried	17 000	44 849	53 040	120 542
533 Pigments, Paints, Varnishes, And Related Materials	0	1	0	1 500
641 Papers And Paperboards	0	90	0	428
LAINNYA	0	29	0	264
SUB TOTAL	517 000	338 976 889	155 540	299 723 811
SUDAN				
222 Oil Seeds Use For Extraction Ofsoft Fixed Vegetable Oils	0	370 000	0	274 750
782 Motor Vehicle For The Transportation Of Goods	0	40 604	0	149 500
247 Wood In The Rough Or Roughly Squared	0	176 999	0	111 613
263 Cotton	0	56 561	0	104 955
273 Stone, Sand And Gravel	864	15 025	2 203	63 700
LAINNYA	0	19 585	0	38 766
SUB TOTAL	864	678 774	2 203	743 284

I.6 IM POR KOM ODITI M ENURUT NEGARA ASAL / I M P O R T B Y C O U N T R Y O F O R I G I N
DAN L I M A G O L O N G A N B A R A N G (S I T C) U T A M A / A N D F I V E M A J O R S I T C C O M M O D I T Y G R O U P
***** D E S E M B E R / D E C E M B E R 2 0 1 4 *****

Negara Asal/ SITC/ Uraian Golongan Barang <i>Country of Origin/ SITC/ group Description</i>	Berat Bersih / <i>Net Weight (Kg)</i>		Nilai CIF / <i>CIF Value (US\$)</i>	
	Bulan ini <i>Current month</i>	Kumulatif <i>Cum. Jan to date</i>	Bulan ini <i>Current month</i>	Kumulatif <i>Cum. Jan to date</i>
ERITREA				
675 Flat Rolled Products And Alloy Steels	0	112	0	8 485
778 Electrical Machinery And Apparatus	0	672	0	7 140
749 Non-electric Parts And Accessories Of Machineries	0	3	0	52
LAINNYA	0	0	0	0
SUB TOTAL	0	787	0	15 677
LESOTHO				
841 Men's Coats/jackets, Not Knitted	1 842	71 713	21 098	963 210
728 Other Machines And Equipment Specialized For Particular Industry	0	1	0	8
LAINNYA	0	0	0	0
SUB TOTAL	1 842	71 714	21 098	963 218
NAMIBIA				
036 Crustaceans, Molluscs, And Aquatic Invertebrates	0	55 053	0	415 738
686 Zinc	0	99 418	0	261 159
273 Stone, Sand And Gravel	0	377 250	0	109 403
723 Civil Engineering And Contractor Plants And Equipments/parts	0	2 093	0	91 890
057 Fruit And Nut; Fresh Or Dried	0	32 400	0	69 358
LAINNYA	1	29	32	2 679
SUB TOTAL	1	566 243	32	950 227
WESTERN SAHARA				
723 Civil Engineering And Contractor Plants And Equipments/parts	0	8	0	2 184
784 Parts And Accessories Of The Motor Vehicles	0	13	0	456
LAINNYA	0	0	0	0
SUB TOTAL	0	21	0	2 640
ETHIOPIA				
054 Vegetables, Fresh, Chilled, Frozen Or Simply Preserved	1 296 000	23 242 000	890 130	18 487 233
222 Oil Seeds Use For Extraction Ofsoft Fixed Vegetable Oils	0	4 525 396	0	2 405 698
611 Leathers	1 754	33 121	130 902	1 885 784
075 Spices	60 000	1 081 020	72 000	874 225
554 Soap,cleansing And Polishing Preparations	0	25 920	0	38 465
LAINNYA	0	8 839	0	28 516
SUB TOTAL	1 357 754	28 916 296	1 093 032	23 719 921
TANZANIA, UNITED REP. OF				
263 Cotton	1 312 069	5 583 696	1 964 210	10 170 403
121 Tobacco, Unmanufactured And Refused	44 579	579 670	304 210	3 916 882
682 Copper	0	449 403	0	3 072 095
222 Oil Seeds Use For Extraction Ofsoft Fixed Vegetable Oils	0	2 454 510	0	1 320 272
072 Cocoa	0	195 170	0	637 975
LAINNYA	12 027	299 695	28 288	540 192
SUB TOTAL	1 368 675	9 562 144	2 296 708	19 657 819
M ADAGASCAR				
551 Essential Oils, Perfumes, And Flavour Materials	20 000	360 009	255 284	4 907 752
263 Cotton	95 687	820 819	175 619	1 525 841
562 Fertilizers, Manufactured	0	5 253 900	0	683 437
075 Spices	0	11 500	0	663 800
841 Men's Coats/jackets, Not Knitted	238	10 626	11 742	364 622
LAINNYA	1 217	624 999	28 401	573 180
SUB TOTAL	117 142	7 081 853	471 046	8 718 632
SOMALIA				
759 Parts And Accessories For Machine Of Heading 751 Or 752	0	333	0	75 922
846 Clothing Accessories Of Textiles Fabrics	0	38	0	750
773 Equipment For Distributing Electricity	0	275	0	5
723 Civil Engineering And Contractor Plants And Equipments/parts	0	56	0	2
695 Tools For Used In The Hand Or In Machines	0	14	0	1
LAINNYA	0	0	0	0
SUB TOTAL	0	716	0	76 680

**I.6 IM POR KOM ODITI M ENURUT NEGARA ASAL / IM PORT BY COUNTRY OF ORIGIN
DAN LIMA GOLONGAN BARANG (SITC) UTAMA / AND FIVE MAJOR SITC COMMODITY GROUP
*** DESEMBER / DECEMBER 2014 *****

Negara Asal/ SITC/ Uraian Golongan Barang <i>Country of Origin/ SITC/ group Description</i>	Berat Bersih / <i>Net Weight (Kg)</i>		Nilai CIF / <i>CIF Value (US\$)</i>	
	Bulan ini <i>Current month</i>	Kumulatif <i>Cum. Jan to date</i>	Bulan ini <i>Current month</i>	Kumulatif <i>Cum. Jan to date</i>
KENYA				
074 Tea And Mate	294 263	2 227 453	735 796	5 358 550
523 Metallicsalts And Peroxysalts	683 711	9 307 714	150 416	1 967 348
611 Leathers	56 217	221 440	301 209	1 802 724
265 Vegetable Textile Fibres,raw Or Processed;waste Of These Fibres	56 000	308 000	84 000	448 140
054 Vegetables, Fresh, Chilled, Frozen Or Simply Preserved	0	42 350	0	29 645
LAINNYA	334	9 767	14 112	65 886
SUB TOTAL	1 090 525	12 116 724	1 285 533	9 672 293
REUNION				
251 Pulp And Waste Paper	214 170	7 561 022	40 050	1 400 911
748 Transmission Shafts And Cranks	0	940	0	115 332
657 Special Yarns,textile Fabrics	0	892	0	95 401
724 Textile/leather Machinery And Parts	0	2 249	0	76 359
579 Waste And Scrap Of Plastics	0	281 460	0	59 107
LAINNYA	60	23 203	15 359	129 944
SUB TOTAL	214 230	7 869 766	55 409	1 877 054
M OZAMBIQUE				
263 Cotton	167 911	5 909 731	343 042	10 843 709
222 Oil Seeds Use For Extraction Ofsoft Fixed Vegetable Oils	128 750	8 830 131	154 500	9 278 799
282 Waste And Scrap Metal Of Iron/ steel	0	8 513 000	0	3 107 245
121 Tobacco, Unmanufactured And Refused	4 792	273 845	31 898	1 820 253
251 Pulp And Waste Paper	0	1 481 099	0	1 319 064
LAINNYA	96	205 611	10 284	344 585
SUB TOTAL	301 549	25 213 417	539 724	26 713 655
BOTSWANA				
658 Made-up Articles, Wholly/ chiefly Of Textile Materials	9	92	352	2 757
655 Knitted Or Crocheted Fabrics	0	115	0	116
656 Tulle,lace,enbroidery,ribbons,trimmings And Other Small Wares	0	18	0	100
892 Printed Matter	0	13	0	69
651 Textile Yarns	0	1	0	1
LAINNYA	0	0	0	0
SUB TOTAL	9	239	352	3 043
EQUATORIAL GUINEA				
694 Nails, Screws, Nuts, Bolts, Rivets Of Iron/ steel Or Copper	0	1	0	6
LAINNYA	0	0	0	0
SUB TOTAL	0	1	0	6
TOGO				
263 Cotton	0	4 258 581	0	8 395 023
282 Waste And Scrap Metal Of Iron/ steel	0	2 971 080	0	1 097 007
072 Cocoa	0	195 800	0	661 217
893 Article Of Plastics	0	1	0	8
LAINNYA	0	0	0	0
SUB TOTAL	0	7 425 462	0	10 153 255
GHANA				
072 Cocoa	0	9 115 062	0	27 916 094
288 Non-ferrous Base Metal Waste And Scraps	0	183 910	0	289 507
634 Veneers,plywood,improved/ reconstituted Wood Worked	2 261	28 123	16 196	201 107
685 Lead	0	98 520	0	199 010
263 Cotton	48 636	48 636	77 737	77 737
LAINNYA	2	2 684	1 701	34 708
SUB TOTAL	50 899	9 476 935	95 634	28 718 163
LIBERIA				
652 Cotton Fabrics, Woven	0	8 433	0	81 052
728 Other Machines And Equipment Specialized For Particular Industry	0	1 420	0	10 753
291 Crude Animal Materials	0	48	0	7 728

**I.6 IMPOR KOMODITI MENURUT NEGARA ASAL / IMPORT BY COUNTRY OF ORIGIN
DAN LIMA GOLONGAN BARANG (SITC) UTAMA / AND FIVE MAJOR SITC COMMODITY GROUP
*** DESEMBER / DECEMBER 2014 *****

Negara Asal/ SITC/ Uraian Golongan Barang <i>Country of Origin/ SITC/ group Description</i>	Berat Bersih / <i>Net Weight (Kg)</i>		Nilai CIF / <i>CIF Value (US\$)</i>	
	Bulan ini <i>Current month</i>	Kumulatif <i>Cum. Jan to date</i>	Bulan ini <i>Current month</i>	Kumulatif <i>Cum. Jan to date</i>
574 Poliacetals And Polycarbons In Primary Forms	0	760	0	6 928
657 Special Yarns, textile Fabrics	0	150	0	2 107
LAINNYA	20	264	202	1 923
SUB TOTAL	20	11 075	202	110 491
GUINEA				
263 Cotton	0	475 634	0	874 719
072 Cocoa	0	75 970	0	270 377
743 Pumps, Compressors, Fans, Blowers, Centrifuges, And Parts	0	11 291	0	135 000
752 Automatic Data Processing Machines And Their Units	0	6	0	3 263
786 Trailers And Other Vehicles, Not Motorized	0	209	0	2 500
LAINNYA	1	2	539	570
SUB TOTAL	1	563 112	539	1 286 429
ANGOLA				
333 Petroleum Oil, Crude	0	254 622 360	0	205 874 808
679 Tubes, Pipes, Hollow Profile, Pipe Fitting Of Iron/ steel	0	909 187	0	1 572 072
693 Wire Products And Fencing Grills	0	266 527	0	460 852
684 Alumunium	23 600	239 230	44 840	457 674
699 Manufactures Of Base Metals	2	100 591	4 147	436 128
LAINNYA	45 003	261 124	72 409	479 782
SUB TOTAL	68 605	256 399 019	121 396	209 281 316
CONGO				
333 Petroleum Oil, Crude	138 007 000	138 007 000	74 884 125	74 884 125
248 Wood, simply Worked And Railway Sleeper Of Wood	0	697 676	0	534 100
684 Alumunium	95 905	243 332	182 220	471 354
629 Articles Of Rubbers	0	36	0	45 500
772 Electrical Apparatus For Making And Breaking Electrical Circuits	0	29	0	32 632
LAINNYA	56	173	12 772	47 143
SUB TOTAL	138 102 961	138 948 246	75 079 117	76 014 854
CAMEROON				
072 Cocoa	1 211 184	6 511 787	3 964 401	18 839 133
263 Cotton	299 973	9 608 626	448 049	18 050 570
248 Wood, simply Worked And Railway Sleeper Of Wood	328 629	3 053 613	229 366	2 271 487
685 Lead	0	94 000	0	187 060
659 Floor Coverings	0	9 391	0	65 106
LAINNYA	241	134 460	3 196	167 381
SUB TOTAL	1 840 027	19 411 877	4 645 012	39 580 737
NIGERIA				
333 Petroleum Oil, Crude	248 206 000	3 856 084 000	180 654 061	3 147 740 687
342 Liquefied Propane And Butane	86 240 034	177 315 034	51 191 684	138 319 822
072 Cocoa	0	4 302 650	0	12 361 141
263 Cotton	0	2 332 414	0	3 369 581
611 Leathers	0	194 827	0	1 887 566
LAINNYA	499 899	1 191 550	199 037	2 621 907
SUB TOTAL	334 945 933	4 041 420 475	232 044 782	3 306 300 704
SIERRA LEONE				
759 Parts And Accessories For Machine Of Heading 751 Or 752	0	2 155	0	164 552
772 Electrical Apparatus For Making And Breaking Electrical Circuits	0	449	0	79 983
598 Miscellaneous Chemical Products	0	1 202	0	52 931
742 Pumps For Liquid And Parts	0	94	0	5 008
761 Television Receivers	0	28	0	3 241
LAINNYA	21	261	822	8 631
SUB TOTAL	21	4 189	822	314 346
GABON				
684 Alumunium	0	120 920	0	234 540
873 Meters And Counters	0	2 010	0	72 976

**I.6 IMPOR KOMODITI MENURUT NEGARA ASAL / IMPORT BY COUNTRY OF ORIGIN
DAN LIMA GOLONGAN BARANG (SITC) UTAMA / AND FIVE MAJOR SITC COMMODITY GROUP
*** DESEMBER / DECEMBER 2014 *****

Negara Asal/ SITC/ Uraian Golongan Barang <i>Country of Origin/ SITC/ group Description</i>	Berat Bersih / <i>Net Weight (Kg)</i>		Nilai CIF / <i>CIF Value (US\$)</i>	
	Bulan ini <i>Current month</i>	Kumulatif <i>Cum. Jan to date</i>	Bulan ini <i>Current month</i>	Kumulatif <i>Cum. Jan to date</i>
248 Wood, simply Worked And Railway Seeper Of Wood	0	122 513	0	72 911
718 Other Power Generating Machines And Parts	0	100	0	14 526
694 Nails, Screws, Nuts, Bolts, Rivets Of Iron/steel Or Copper	0	56	0	7 581
LAINNYA	0	397	0	20 089
SUB TOTAL	0	245 996	0	422 623
COTE D'IVOIRE				
072 Cocoa	10 601 387	60 069 043	34 883 102	192 494 476
263 Cotton	482 400	26 764 414	436 118	52 610 546
248 Wood, simply Worked And Railway Seeper Of Wood	20 909	174 898	19 984	199 618
057 Fruit And Nut; Fresh Or Dried	0	34 920	0	36 666
422 Fixed Vegetable Fats And Oils Solid, crude, refined Or Fractioned	0	1 475	0	24 253
LAINNYA	0	9 007	0	29 295
SUB TOTAL	11 104 696	87 053 757	35 339 204	245 394 854
SENEGAL				
263 Cotton	0	1 637 057	0	3 287 736
282 Waste And Scrap Metal Of Iron/steel	0	2 093 190	0	782 819
411 Animal Oils And Fats	0	44 580	0	63 304
723 Civil Engineering And Contractor Plants And Equipments/parts	0	110	0	20 790
664 Glass	0	1 048	0	9 838
LAINNYA	0	491	0	18 633
SUB TOTAL	0	3 776 476	0	4 183 120
MAURITANIA				
081 Feeding Stuff For Animals	60 000	605 340	96 600	973 108
845 Articles Of Apparel	4	181	118	5 559
554 Soap, cleansing And Polishing Preparations	0	1	0	2
LAINNYA	0	0	0	0
SUB TOTAL	60 004	605 522	96 718	978 669
MAU				
263 Cotton	99 995	27 585 368	200 609	56 376 331
098 Edible Products And Preparations	0	14 520	0	183 482
772 Electrical Apparatus For Making And Breaking Electrical Circuits	2	336	93	16 488
776 Thermionic, Cold Cathode, And Photo Cathode Valves/tubes	0	138	0	5 933
598 Miscellaneous Chemical Products	0	121	0	4 164
LAINNYA	0	843	0	14 902
SUB TOTAL	99 997	27 601 326	200 702	56 601 300
BENIN				
263 Cotton	1 314 840	16 717 467	1 887 288	30 956 326
288 Non-ferrous Base Metal Waste And Scraps	0	81 220	0	128 328
223 Oil Seeds Use For Extraction Of Other Fixed Vegetable Oils	0	72	0	13 702
LAINNYA	0	0	0	0
SUB TOTAL	1 314 840	16 798 759	1 887 288	31 098 356
BURKINA FASO				
263 Cotton	2 166 061	33 732 381	3 627 151	65 680 442
LAINNYA	0	0	0	0
SUB TOTAL	2 166 061	33 732 381	3 627 151	65 680 442
GUINEA BISSAU				
695 Tools For Used In The Hand Or In Machines	0	450	0	36 202
772 Electrical Apparatus For Making And Breaking Electrical Circuits	0	73	0	18 980
718 Other Power Generating Machines And Parts	0	69	0	7 368
LAINNYA	0	0	0	0
SUB TOTAL	0	592	0	62 550

**I.6 IMPOR KOMODITI MENURUT NEGARA ASAL / IMPORT BY COUNTRY OF ORIGIN
DAN LIMA GOLONGAN BARANG (SITC) UTAMA / AND FIVE MAJOR SITC COMMODITY GROUP
*** DESEMBER / DECEMBER 2014 *****

Negara Asal/ SITC/ Uraian Golongan Barang <i>Country of Origin/ SITC/ group Description</i>	Berat Bersih / <i>Net Weight (Kg)</i>		Nilai CIF / <i>CIF Value (US\$)</i>	
	Bulan ini <i>Current month</i>	Kumulatif <i>Cum. Jan to date</i>	Bulan ini <i>Current month</i>	Kumulatif <i>Cum. Jan to date</i>
GAMBIA				
874 Measuring, Checking, Analysing, And Controlling Instrument And Appa	0	381	0	11 762
743 Pumps, Compressors, Fans, Blowers, Centrifuges, And Parts	0	169	0	2 555
695 Tools For Used In The Hand Or In Machines	0	1	0	8
LAINNYA	0	0	0	0
SUB TOTAL	0	551	0	14 325
U.S. VIRGIN ISLANDS				
655 Knitted Or Crocheted Fabrics	0	7 571	0	54 323
773 Equipment For Distributing Electricity	0	11	0	652
759 Parts And Accessories For Machine Of Heading 751 Or 752	0	6	0	601
LAINNYA	0	0	0	0
SUB TOTAL	0	7 588	0	55 576
SEYCHELLES				
749 Non-electric Parts And Accessories Of Machineries	3 921	52 509	101 000	898 364
678 Wire Of Iron/steel	0	181 405	0	642 415
694 Nails, Screws, Nuts, Bolts, Rivets Of Iron/steel Or Copper	2	150 848	27	422 656
232 Synthetic Rubber Latex, Synthetic/ reclaimed Rubber	0	84 000	0	195 821
034 Fish, Fresh, Chilled Or Frozen	0	127 413	0	158 847
LAINNYA	19 946	26 626	246 762	328 149
SUB TOTAL	23 869	622 801	347 789	2 646 252
UGANDA				
263 Cotton	0	3 972 657	0	7 917 043
611 Leathers	0	135 677	0	1 274 675
121 Tobacco, Unmanufactured And Refused	27 650	159 730	175 496	921 290
072 Cocoa	0	165 180	0	526 842
054 Vegetables, Fresh, Chilled, Frozen Or Simply Preserved	0	92 075	0	64 453
LAINNYA	2	45 082	78	31 684
SUB TOTAL	27 652	4 570 401	175 574	10 735 987
CENTRAL AFRICAN REPUBLIC				
263 Cotton	98 391	7 211 221	162 686	14 869 234
711 Steam And Other Vapour Generating Boilers And Parts	42 655	42 655	270 000	270 000
248 Wood, simply Worked And Railway Seeper Of Wood	0	42 067	0	43 658
679 Tubes, Pipes, Hollow Profile, Pipe Fitting Of Iron/steel	0	158	0	868
892 Printed Matter	0	2	0	44
LAINNYA	0	0	0	0
SUB TOTAL	141 046	7 296 103	432 686	15 183 804
NIGER				
718 Other Power Generating Machines And Parts	0	8 582	0	20 360
778 Electrical Machinery And Apparatus	0	8 099	0	19 235
773 Equipment For Distributing Electricity	0	7 983	0	18 860
634 Veneers, plywood, improved/ reconstituted Wood Worked	0	26 507	0	17 524
744 Mechanical Handling Equipments And Parts	0	5 757	0	13 770
LAINNYA	1 301	22 169	2 836	85 198
SUB TOTAL	1 301	79 097	2 836	174 947
CHAD				
263 Cotton	0	3 072 122	0	6 145 023
292 Crude Vegetable Materials	0	7 000	0	20 200
LAINNYA	0	0	0	0
SUB TOTAL	0	3 079 122	0	6 165 223
DJIBOUTI				
222 Oil Seeds Use For Extraction Of soft Fixed Vegetable Oils	0	440 000	0	209 000
054 Vegetables, Fresh, Chilled, Frozen Or Simply Preserved	0	72 000	0	54 720
LAINNYA	0	0	0	0
SUB TOTAL	0	512 000	0	263 720

**I.6 IMPOR KOMODITI MENURUT NEGARA ASAL / IMPORT BY COUNTRY OF ORIGIN
DAN LIMA GOLONGAN BARANG (SITC) UTAMA / AND FIVE MAJOR SITC COMMODITY GROUP
*** DESEMBER / DECEMBER 2014 *****

Negara Asal/ SITC/ Uraian Golongan Barang <i>Country of Origin/ SITC/ group Description</i>	Berat Bersih / <i>Net Weight (Kg)</i>		Nilai CIF / <i>CIF Value (US\$)</i>	
	Bulan ini <i>Current month</i>	Kumulatif <i>Cum. Jan to date</i>	Bulan ini <i>Current month</i>	Kumulatif <i>Cum. Jan to date</i>
SAINT HELENA				
812 Sanitary, Plumbing, Heating, And Lighting Fixtures/ fittings	0	105	0	6 514
629 Articles Of Rubbers	304	311	642	5 508
574 Poliacetals And Polycarbons In Primary Forms	0	1 000	0	2 533
723 Civil Engineering And Contractor Plants And Equipments/parts	0	74	0	2 001
598 Miscellaneous Chemical Products	0	35	0	1 730
LAINNYA	0	169	0	3 250
SUB TOTAL	304	1 694	642	21 536
SAO TOM E AND PRINCIPE				
728 Other Machines And Equipment Specialized For Particular Industry	0	1	0	8 514
759 Parts And Accessories For Machine Of Heading 751 Or 752	0	40	0	5 079
718 Other Power Generating Machines And Parts	0	177	0	3 532
531 Synthetic Organic; Colouring Matter	0	94	0	1 702
694 Nails, Screws, Nuts, Bolts, Rivets Of Iron/steel Or Copper	0	7	0	630
LAINNYA	0	39	0	885
SUB TOTAL	0	358	0	20 342
SWAZILAND				
629 Articles Of Rubbers	0	10 777	0	330 166
764 Telecommunication Equipments And Parts	877	5 168	46 345	262 899
771 Electric Power Machinery And Parts	159	3 233	10 421	183 189
728 Other Machines And Equipment Specialized For Particular Industry	597	1 040	23 748	157 533
899 Other Miscellaneous Manufactured Articles	0	94	0	150 421
LAINNYA	1 341	72 921	46 531	1 196 602
SUB TOTAL	2 974	93 233	127 045	2 280 810
SOUTH AFRICA				
251 Pulp And Waste Paper	12 245 756	204 294 438	10 050 603	171 175 614
282 Waste And Scrap Metal Of Iron/ steel	3 725 290	198 209 095	1 366 511	74 105 050
061 Sugar, Molasses, And Honey	0	82 560 000	0	36 117 068
522 Inorganic Chemical Elements, Oxides And Halogen Salts	20 000	45 647 875	7 100	34 044 870
263 Cotton	504 476	11 966 398	816 351	23 745 512
LAINNYA	95 617 273	315 912 265	22 300 295	159 308 076
SUB TOTAL	112 112 795	858 590 071	34 540 860	498 496 190
ZIMBABWE				
121 Tobacco, Unmanufactured And Refused	584 130	4 236 790	4 461 657	26 572 609
263 Cotton	0	1 030 688	0	2 054 199
728 Other Machines And Equipment Specialized For Particular Industry	0	1 920	0	21 765
629 Articles Of Rubbers	0	1	0	47
LAINNYA	0	0	0	0
SUB TOTAL	584 130	5 269 399	4 461 657	28 648 620
ZAMBIA				
263 Cotton	0	5 639 844	0	11 096 880
682 Copper	0	99 920	0	694 554
121 Tobacco, Unmanufactured And Refused	0	50 552	0	64 513
695 Tools For Used In The Hand Or In Machines	0	15	0	4 283
LAINNYA	0	0	0	0
SUB TOTAL	0	5 790 331	0	11 860 230
MALAWI				
121 Tobacco, Unmanufactured And Refused	48 664	662 758	277 147	4 243 352
263 Cotton	0	820 929	0	1 627 661
074 Tea And Mate	0	140 205	0	238 128
075 Spices	0	67 975	0	86 259
874 Measuring, Checking, Analysing, And Controlling Instrument And Appa	0	4	0	4
LAINNYA	0	0	0	0
SUB TOTAL	48 664	1 691 871	277 147	6 195 404

**I.6 IMPOR KOMODITI MENURUT NEGARA ASAL / IMPORT BY COUNTRY OF ORIGIN
DAN LIMA GOLONGAN BARANG (SITC) UTAMA / AND FIVE MAJOR SITC COMMODITY GROUP
*** DESEMBER / DECEMBER 2014 *****

Negara Asal/ SITC/ Uraian Golongan Barang <i>Country of Origin/ SITC/ group Description</i>	Berat Bersih / <i>Net Weight (Kg)</i>		Nilai CIF / <i>CIF Value (US\$)</i>	
	Bulan ini <i>Current month</i>	Kumulatif <i>Cum. Jan to date</i>	Bulan ini <i>Current month</i>	Kumulatif <i>Cum. Jan to date</i>
COMOROS				
581 Tubes, Pipes, And Hoses Of Plastics	0	587	0	6 963
LAINNYA	0	0	0	0
SUB TOTAL	0	587	0	6 963
BURUNDI				
263 Cotton	0	20 468	0	39 258
694 Nails, Screws, Nuts, Bolts, Rivets Of Iron/steel Or Copper	0	94	0	5 008
695 Tools For Used In The Hand Or In Machines	0	62	0	1 126
LAINNYA	0	0	0	0
SUB TOTAL	0	20 624	0	45 392
MAURITIUS				
776 Thermionic, Cold Cathode, And Photo Cathode Valves/tubes	0	1 409	0	1 182 785
335 Residual Petroleum Products, And Related Materials	0	303 620	0	1 108 575
845 Articles Of Apparel	1 058	15 912	42 630	749 325
282 Waste And Scrap Metal Of Iron/steel	0	809 365	0	305 314
034 Fish, Fresh, Chilled Or Frozen	0	26 545	0	199 088
LAINNYA	14 283	273 465	20 207	639 074
SUB TOTAL	15 341	1 430 316	62 837	4 184 161
RWANDA				
899 Other Miscellaneous Manufactured Articles	0	182	0	1 115
893 Article Of Plastics	0	14	0	227
759 Parts And Accessories For Machine Of Heading 751 Or 752	0	1	0	4
LAINNYA	0	0	0	0
SUB TOTAL	0	197	0	1 346
ZAIRE				
333 Petroleum Oil, Crude	0	48 640 718	0	38 560 069
LAINNYA	0	0	0	0
SUB TOTAL	0	48 640 718	0	38 560 069
VIRGIN ISLANDS (BRITISH)				
682 Copper	382 723	698 048	1 958 814	3 391 611
641 Papers And Paperboards	75 530	551 823	60 065	445 237
582 Plates, Sheets, And Film Of Plastics	4 144	21 389	61 406	251 450
231 Natural Rubber Latex;natural Rubber And Similar Natural Gums	0	114 300	0	231 255
232 Synthetic Rubber Latex, Synthetic/reclaimed Rubber	0	76 860	0	150 066
LAINNYA	4 770	51 885	71 686	373 510
SUB TOTAL	467 167	1 514 305	2 151 971	4 843 129
OTHER AFRICA				
772 Electrical Apparatus For Making And Breaking Electrical Circuits	0	56	0	9 034
LAINNYA	0	0	0	0
SUB TOTAL	0	56	0	9 034
AUSTRALIA				
041 Wheat And Meslin, Unmilled	284 792 010	4 000 378 569	85 319 492	1 265 747 012
001 Live Animals Other Than Fish	26 568 376	246 858 352	76 187 598	682 149 795
061 Sugar, Molasses, And Honey	205 771	889 408 076	387 334	400 171 676
011 Meat Of Bovine Animals Fresh, Chilled Or Frozen	4 896 274	58 111 173	21 755 759	263 553 144
321 Coals, Pulverized Or Not	202 660 120	1 956 860 265	24 214 512	256 575 276
LAINNYA	637 830 851	6 634 719 556	236 680 946	2 779 305 454
SUB TOTAL	1 156 953 402	13 786 335 991	444 545 641	5 647 502 357
NEW ZEALAND				
022 Milk,cream, And Milk Products Other Than Butter Or Cheese	5 864 443	59 119 002	19 011 241	265 070 673
251 Pulp And Waste Paper	23 256 477	260 995 153	6 666 013	101 815 833
023 Butter And Other Fats From Milk	1 111 602	15 883 547	4 161 088	71 523 638

**I.6 IMPOR KOMODITI MENURUT NEGARA ASAL / IMPORT BY COUNTRY OF ORIGIN
DAN LIMA GOLONGAN BARANG (SITC) UTAMA / AND FIVE MAJOR SITC COMMODITY GROUP
*** DESEMBER / DECEMBER 2014 *****

Negara Asal/ SITC/ Uraian Golongan Barang <i>Country of Origin/ SITC/ group Description</i>	Berat Bersih / <i>Net Weight (Kg)</i>		Nilai CIF / <i>CIF Value (US\$)</i>	
	Bulan ini <i>Current month</i>	Kumulatif <i>Cum. Jan to date</i>	Bulan ini <i>Current month</i>	Kumulatif <i>Cum. Jan to date</i>
011 Meat Of Bovine Animals Fresh, Chilled Or Frozen	745 415	14 398 940	2 852 102	67 611 212
081 Feeding Stuff For Animals	5 017 505	78 604 162	3 202 900	51 937 608
LAINNYA	15 053 478	190 333 386	20 514 895	278 077 726
SUB TOTAL	51 048 920	619 334 190	56 408 239	836 036 690
MICRONESIA, FED. STATES OF				
292 Crude Vegetable Materials	0	1 401	0	5 971
057 Fruit And Nut; Fresh Or Dried	0	5	0	15
LAINNYA	0	0	0	0
SUB TOTAL	0	1 406	0	5 986
GUAM				
716 Rotating Electric Plants And Parts	0	42	0	15 188
LAINNYA	0	0	0	0
SUB TOTAL	0	42	0	15 188
NAURU				
692 Metal Containers For Storage And Transportations	0	11 396	0	44 382
679 Tubes, Pipes, Hollow Profile, Pipe Fitting Of Iron/ steel	0	320	0	8 099
747 Taps, Cocks, And Valves For Pipes	0	138	0	6 576
772 Electrical Apparatus For Making And Breaking Electrical Circuits	0	10	0	6 313
721 Agricultural Machinery And Parts	0	15	0	2 573
LAINNYA	0	879	0	4 986
SUB TOTAL	0	12 758	0	72 929
NEW CALEDONIA				
282 Waste And Scrap Metal Of Iron/ steel	127 940	1 492 960	43 500	525 118
778 Electrical Machinery And Apparatus	2	12 918	133	65 076
746 Ball Or Roller Bearings	0	4 167	0	20 953
874 Measuring, Checking, Analysing, And Controlling Instrument And Apparatus	0	199	0	5 402
687 Tin	0	281	0	4 841
LAINNYA	0	23 492	0	3 307
SUB TOTAL	127 942	1 534 017	43 633	624 697
NIUE				
694 Nails, Screws, Nuts, Bolts, Rivets Of Iron/ steel Or Copper	0	115	0	3 977
LAINNYA	0	0	0	0
SUB TOTAL	0	115	0	3 977
VANUATU				
223 Oil Seeds Use For Extraction Of Other Fixed Vegetable Oils	0	237 950	0	114 988
721 Agricultural Machinery And Parts	0	4	0	6 452
625 Rubber Tyre, tyre Cases, tyre Treads, inner Tubes, And Tyre Flaps	0	25	0	3 394
LAINNYA	0	0	0	0
SUB TOTAL	0	237 979	0	124 834
BRITISH INDIAN OCEAN TERRITORY				
694 Nails, Screws, Nuts, Bolts, Rivets Of Iron/ steel Or Copper	4 377	4 377	38 953	38 953
583 Monofilament And Rod Of Plastics	395	395	3 510	3 510
892 Printed Matter	24	24	220	220
LAINNYA	0	0	0	0
SUB TOTAL	4 796	4 796	42 683	42 683
OTH.OCEANIA				
772 Electrical Apparatus For Making And Breaking Electrical Circuits	0	168	0	27 102
LAINNYA	0	0	0	0
SUB TOTAL	0	168	0	27 102

**I.6 IM POR KOM ODITI M ENURUT NEGARA ASAL / IM PORT BY COUNTRY OF ORIGIN
DAN LIMA GOLONGAN BARANG (SITC) UTAMA / AND FIVE MAJOR SITC COMMODITY GROUP
*** DESEMBER / DECEMBER 2014 *****

Negara Asal/ SITC/ Uraian Golongan Barang <i>Country of Origin/ SITC/ group Description</i>	Berat Bersih / <i>Net Weight (Kg)</i>		Nilai CIF / <i>CIF Value (US\$)</i>	
	Bulan ini <i>Current month</i>	Kumulatif <i>Cum. Jan to date</i>	Bulan ini <i>Current month</i>	Kumulatif <i>Cum. Jan to date</i>
AMERICAN SAMOA				
263 Cotton	0	2 954 177	0	6 298 609
792 Aircraft And Associated Equipments And Parts	0	1 670	0	1 175 000
747 Taps, Cocks, And Valves For Pipes	0	51 298	0	1 004 993
743 Pumps, Compressors, Fans, Blowers, Centrifuges, And Parts	0	11 033	0	934 278
081 Feeding Stuff For Animals	0	707 264	0	797 202
LAINNYA	12 891	145 381	172 388	1 673 624
SUB TOTAL	12 891	3 870 823	172 388	11 883 706
COOK ISLANDS				
034 Fish, Fresh, Chilled Or Frozen	0	43 621	0	288 405
749 Non-electric Parts And Accessories Of Machineries	0	11	0	1 730
713 Internal Combustion Piston Engines And Parts	0	69	0	1 327
748 Transmission Shafts And Cranks	0	11	0	780
694 Nails, Screws, Nuts, Bolts, Rivets Of Iron/steel Or Copper	0	1	0	3
LAINNYA	0	0	0	0
SUB TOTAL	0	43 713	0	292 245
FIJ				
282 Waste And Scrap Metal Of Iron/steel	0	3 181 160	0	1 128 754
034 Fish, Fresh, Chilled Or Frozen	27 409	123 627	197 345	869 077
081 Feeding Stuff For Animals	81 290	711 690	67 471	617 544
111 Non-alcoholic Beverages, Nes	0	501 951	0	487 290
685 Lead	21 390	65 260	45 924	139 806
LAINNYA	78 000	286 163	17 394	64 150
SUB TOTAL	208 089	4 869 851	328 134	3 306 621
KIRIBATI				
716 Rotating Electric Plants And Parts	0	673	0	3 457
742 Pumps For Liquid And Parts	0	29	0	2
773 Equipment For Distributing Electricity	0	4	0	2
743 Pumps, Compressors, Fans, Blowers, Centrifuges, And Parts	0	55	0	1
LAINNYA	0	0	0	0
SUB TOTAL	0	761	0	3 462
MARSHALL ISLANDS				
793 Ships, Boats, And Floating Structures	0	1 122 000	0	2 873 276
724 Textile/leather Machinery And Parts	0	9 720	0	63 117
598 Miscellaneous Chemical Products	0	5 000	0	15 153
574 Poliacetals And Polycarbons In Primary Forms	0	258	0	6 422
655 Knitted Or Crocheted Fabrics	0	108	0	3 154
LAINNYA	0	0	0	0
SUB TOTAL	0	1 137 086	0	2 961 122
SAMOA				
232 Synthetic Rubber Latex, Synthetic/ reclaimed Rubber	0	398 469	0	1 122 387
764 Telecommunication Equipments And Parts	0	3 705	0	839 028
679 Tubes, Pipes, Hollow Profile, Pipe Fitting Of Iron/ steel	51 000	51 000	87 000	87 000
662 Clay And Refractory Construction Materials	0	23 500	0	54 000
728 Other Machines And Equipment Specialized For Particular Industry	0	461	0	41 004
LAINNYA	140	1 664	6 493	16 751
SUB TOTAL	51 140	478 799	93 493	2 160 170
SOLOMON ISLANDS				
072 Cocoa	60 000	1 005 000	192 585	3 093 805
081 Feeding Stuff For Animals	80 000	480 000	94 800	548 600
248 Wood, simply Worked And Railway Sleeper Of Wood	0	13 836	0	6 367
743 Pumps, Compressors, Fans, Blowers, Centrifuges, And Parts	0	5	0	309
784 Parts And Accessories Of The Motor Vehicles	4	4	125	125
LAINNYA	1	5	11	124
SUB TOTAL	140 005	1 498 850	287 521	3 649 330

**I.6 IMPOR KOMODITI MENURUT NEGARA ASAL / IMPORT BY COUNTRY OF ORIGIN
DAN LIMA GOLONGAN BARANG (SITC) UTAMA / AND FIVE MAJOR SITC COMMODITY GROUP
*** DESEMBER / DECEMBER 2014 *****

Negara Asal/ SITC/ Uraian Golongan Barang <i>Country of Origin/ SITC/ group Description</i>	Berat Bersih / <i>Net Weight (Kg)</i>		Nilai CIF / <i>CIF Value (US\$)</i>	
	Bulan ini <i>Current month</i>	Kumulatif <i>Cum. Jan to date</i>	Bulan ini <i>Current month</i>	Kumulatif <i>Cum. Jan to date</i>
TONGA				
292 Crude Vegetable Materials	0	490	0	3 000
723 Civil Engineering And Contractor Plants And Equipments/parts	0	55	0	1
LAINNYA	0	0	0	0
SUB TOTAL	0	545	0	3 001
TUVALU				
656 Tulle,lace,embroidery,ribbons,trimmings And Other Small Wares	0	85	0	1 878
LAINNYA	0	0	0	0
SUB TOTAL	0	85	0	1 878
CHRISTMAS ISLANDS				
562 Fertilizers, Manufactured	27 600 000	98 150 000	3 629 400	13 313 700
851 Footwears	0	55	0	5 145
893 Article Of Plastics	0	1	0	68
LAINNYA	0	0	0	0
SUB TOTAL	27 600 000	98 150 056	3 629 400	13 318 913
U.S. MINOR OUTLYING ISLAND				
874 Measuring, Checking, Analysing, And Controlling Instrument And Apparatus	0	10	0	128
778 Electrical Machinery And Apparatus	1	1	18	18
LAINNYA	0	0	0	0
SUB TOTAL	1	11	18	146
COCOS (KEELING) ISLANDS				
785 Motorcycles, Scooters, And Other Cycles Motorized/ non Motorized	0	1 601	0	765
656 Tulle,lace,embroidery,ribbons,trimmings And Other Small Wares	0	6	0	324
676 Iron/ steel Bars, Rods, Angles, Shaped And Sections	0	244	0	151
772 Electrical Apparatus For Making And Breaking Electrical Circuits	0	10	0	131
LAINNYA	0	0	0	0
SUB TOTAL	0	1 861	0	1 371
TOKELAU				
516 Other Organic Chemicals	0	18 040	0	23 632
775 Household Type, Electrical/ non-electrical Equipments	0	313	0	10 294
642 Paper And Paperboard Cut To Size/ shape And Article Of Papers	0	250	0	534
771 Electric Power Machinery And Parts	0	24	0	403
694 Nails, Screws, Nuts, Bolts, Rivets Of Iron/ steel Or Copper	0	20	0	118
LAINNYA	0	0	0	0
SUB TOTAL	0	18 647	0	34 981
EAST TIMOR				
071 Coffee And Coffee Substitutes	79 077	322 780	15 495	68 719
223 Oil Seeds Use For Extraction Of Other Fixed Vegetable Oils	82 235	363 977	13 660	68 441
699 Manufactures Of Base Metals	0	104 352	0	61 669
745 Other Non-electrical Machinery, Tools, And Mechanical Apparatus	0	4 724	0	15 252
579 Waste And Scrap Of Plastics	0	21 800	0	9 530
LAINNYA	26 398	47 884	3 594	20 393
SUB TOTAL	187 710	865 517	32 749	244 004
UNITED STATES				
222 Oil Seeds Use For Extraction Of soft Fixed Vegetable Oils	163 311 955	1 875 602 723	82 923 090	1 121 936 741
081 Feeding Stuff For Animals	65 035 914	809 878 227	39 499 676	531 748 174
041 Wheat And Meslin, Unmilled	55 500 000	989 394 434	18 569 676	340 382 776
263 Cotton	10 061 238	158 540 083	17 999 773	335 998 643
022 Milk, cream, And Milk Products Other Than Butter Or Cheese	7 798 141	64 926 439	25 949 520	241 579 935
LAINNYA	232 427 684	2 655 930 147	441 563 422	5 598 461 455
SUB TOTAL	534 134 932	6 554 272 053	626 505 157	8 170 107 724

**I.6 IMPOR KOMODITI MENURUT NEGARA ASAL / IMPORT BY COUNTRY OF ORIGIN
DAN LIMA GOLONGAN BARANG (SITC) UTAMA / AND FIVE MAJOR SITC COMMODITY GROUP
*** DESEMBER / DECEMBER 2014 *****

Negara Asal/ SITC/ Uraian Golongan Barang <i>Country of Origin/ SITC/ group Description</i>	Berat Bersih / <i>Net Weight (Kg)</i>		Nilai CIF / <i>CIF Value (US\$)</i>	
	Bulan ini <i>Current month</i>	Kumulatif <i>Cum. Jan to date</i>	Bulan ini <i>Current month</i>	Kumulatif <i>Cum. Jan to date</i>
CANADA				
251 Pulp And Waste Paper	65 052 804	679 832 603	43 182 130	528 021 638
041 Wheat And Meslin, Unmilled	154 596 340	1 364 031 803	49 970 662	466 490 370
562 Fertilizers, Manufactured	135 298 000	1 407 548 826	35 177 480	442 035 339
792 Aircraft And Associated Equipments And Parts	32 738	116 580	8 959 379	56 159 605
281 Iron Ore And Concentrates	79 099 279	383 640 638	6 783 989	43 945 956
LAINNYA	10 482 905	214 322 603	20 634 868	323 544 980
SUB TOTAL	444 562 066	4 049 493 053	164 708 508	1 860 197 888
MEXICO				
764 Telecommunication Equipments And Parts	15 764	114 508	2 745 150	26 819 106
282 Waste And Scrap Metal Of Iron/ steel	0	48 005 775	0	19 015 713
743 Pumps, Compressors, Fans, Blowers, Centrifuges, And Parts	57 092	1 182 090	969 371	16 168 502
679 Tubes, Pipes, Hollow Profile, Pipe Fitting Of Iron/ steel	7 044	11 391 589	2 156	15 700 445
752 Automatic Data Processing Machines And Their Units	4 012	39 279	602 638	8 798 102
LAINNYA	3 253 824	33 239 142	7 869 700	100 960 084
SUB TOTAL	3 337 736	93 972 383	12 189 015	187 461 952
GUATEMALA				
211 Hides And Skins, Raw	0	130 800	0	222 360
251 Pulp And Waste Paper	0	688 046	0	180 471
579 Waste And Scrap Of Plastics	100 910	458 730	21 190	101 132
841 Men's Coats/jackets, Not Knitted	0	2 269	0	85 414
845 Articles Of Apparel	0	2 202	0	62 672
LAINNYA	698	19 726	5 597	139 892
SUB TOTAL	101 608	1 301 773	26 787	791 941
HONDURAS				
282 Waste And Scrap Metal Of Iron/ steel	505 330	1 007 740	190 509	383 937
845 Articles Of Apparel	2 643	12 874	27 132	341 962
579 Waste And Scrap Of Plastics	0	706 307	0	192 119
554 Soap,cleansing And Polishing Preparations	3 543	17 210	33 999	163 332
843 Men's Coats/jackets, Knitted	736	5 587	7 409	58 554
LAINNYA	716	220 387	7 169	134 016
SUB TOTAL	512 968	1 970 105	266 218	1 273 920
NICARAGUA				
845 Articles Of Apparel	84	3 451	1 064	84 584
841 Men's Coats/jackets, Not Knitted	0	2 062	0	31 569
653 Fabrics, Woven, Of Man-made Fibres	0	2 448	0	30 280
122 Tobacco, Manufactured	0	56	0	2 745
742 Pumps For Liquid And Parts	0	379	0	1 442
LAINNYA	11	221	158	4 716
SUB TOTAL	95	8 617	1 222	155 336
PANAMA				
334 Petroleum Products, Refined	0	22 093 418	0	23 572 399
793 Ships, Boats, And Floating Structures	0	15 267 000	0	13 250 000
282 Waste And Scrap Metal Of Iron/ steel	396 170	4 306 175	118 851	1 386 822
034 Fish, Fresh, Chilled Or Frozen	0	115 950	0	773 925
713 Internal Combustion Piston Engines And Parts	0	15 428	0	147 878
LAINNYA	3 646	122 348	23 987	358 355
SUB TOTAL	399 816	41 920 319	142 838	39 489 379
CUBA				
542 Medicaments, Including Veterinary Medicaments	0	817	0	1 514 331
121 Tobacco, Unmanufactured And Refused	0	33 392	0	169 279
232 Synthetic Rubber Latex, Synthetic/ reclaimed Rubber	0	42 884	0	93 286
641 Papers And Paperboards	0	21 439	0	64 317
122 Tobacco, Manufactured	0	1 007	0	44 013
LAINNYA	161	1 498	3 252	21 618
SUB TOTAL	161	101 037	3 252	1 906 844

**I.6 IMPOR KOMODITI MENURUT NEGARA ASAL / IMPORT BY COUNTRY OF ORIGIN
DAN LIMA GOLONGAN BARANG (SITC) UTAMA / AND FIVE MAJOR SITC COMMODITY GROUP
*** DESEMBER / DECEMBER 2014 *****

Negara Asal/ SITC/ Uraian Golongan Barang <i>Country of Origin/ SITC/ group Description</i>	Berat Bersih / <i>Net Weight (Kg)</i>		Nilai CIF / <i>CIF Value (US\$)</i>	
	Bulan ini <i>Current month</i>	Kumulatif <i>Cum. Jan to date</i>	Bulan ini <i>Current month</i>	Kumulatif <i>Cum. Jan to date</i>
CURACAO				
831 Travel Goods	0	98	0	587
629 Articles Of Rubbers	0	1	0	358
LAINNYA	0	0	0	0
SUB TOTAL	0	99	0	945
SURINAME				
699 Manufactures Of Base Metals	0	3	0	392
843 Men's Coats/jackets, Knitted	0	15	0	282
759 Parts And Accessories For Machine Of Heading 751 Or 752	0	4	0	37
844 Women's Coats/ jackets, Knitted	0	1	0	23
846 Clothing Accessories Of Textiles Fabrics	0	1	0	20
LAINNYA	0	4	0	34
SUB TOTAL	0	28	0	788
CHILE				
682 Copper	1 498 235	17 049 837	10 420 568	121 414 784
251 Pulp And Waste Paper	1 823 626	55 283 269	1 217 563	39 421 341
283 Copper Ores And Concentrates	0	10 149 503	0	19 992 272
057 Fruit And Nut; Fresh Or Dried	0	4 840 789	0	12 408 766
282 Waste And Scrap Metal Of Iron/ steel	3 531 780	31 010 801	1 366 141	11 775 118
LAINNYA	5 867 062	34 629 338	5 695 675	36 494 126
SUB TOTAL	12 720 703	152 963 537	18 699 947	241 506 407
VENEZUELA				
723 Civil Engineering And Contractor Plants And Equipments/parts	0	18 001	0	208 562
541 Medicinal And Pharmaceutical Products	0	1 043	0	64 281
773 Equipment For Distributing Electricity	0	523	0	11 448
874 Measuring, Checking, Analysing, And Controlling Instrument And App	1	11	2 301	11 435
657 Special Yarns, textile Fabrics	0	1 268	0	9 419
LAINNYA	11	863	488	39 268
SUB TOTAL	12	21 709	2 789	344 413
ARGENTINA				
081 Feeding Stuff For Animals	140 555 460	1 980 007 489	67 912 857	1 118 378 143
044 Maize, Unmilled	127 193 100	723 338 374	28 904 374	180 845 866
263 Cotton	4 257 069	22 424 138	6 087 120	39 935 637
022 Milk, cream, And Milk Products Other Than Butter Or Cheese	450 000	6 900 000	2 035 350	26 631 459
679 Tubes, Pipes, Hollow Profile, Pipe Fitting Of Iron/ steel	35 395	12 291 969	98 970	18 917 811
LAINNYA	7 684 184	64 977 194	10 980 196	80 616 250
SUB TOTAL	280 175 208	2 809 939 164	116 018 867	1 465 325 166
BRAZIL				
081 Feeding Stuff For Animals	56 824 224	1 458 702 159	29 131 295	850 280 187
044 Maize, Unmilled	192 003 412	1 308 856 113	42 342 231	310 951 522
263 Cotton	29 985 306	145 861 651	55 169 221	289 866 837
061 Sugar, Molasses, And Honey	30 160 000	427 492 277	12 993 531	197 214 190
891 Arms And Ammunitions	0	530 089	0	196 316 777
LAINNYA	48 505 199	1 676 175 881	35 217 265	708 903 690
SUB TOTAL	357 478 141	5 017 618 170	174 853 543	2 553 533 203
COLOMBIA				
591 Disinfectants, Insecticides, And Fungicides Put In Forms	12 000	355 175	52 200	1 758 354
575 Other Plastics In Primary Forms	36 000	366 050	150 197	1 490 356
513 Carboxylic Acids, and Their Anhydrides, halides, peroxides	52 000	468 801	87 900	742 188
598 Miscellaneous Chemical Products	14 306	67 895	334 030	661 672
522 Inorganic Chemical Elements, Oxides And Halogen Salts	20 000	660 000	13 001	430 936
LAINNYA	67 408	549 069	229 502	2 068 273
SUB TOTAL	201 714	2 466 990	866 830	7 151 779

**I.6 IM POR KOM ODITI M ENURUT NEGARA ASAL / IMPORT BY COUNTRY OF ORIGIN
DAN LIMA GOLONGAN BARANG (SITC) UTAMA / AND FIVE MAJOR SITC COMMODITY GROUP
*** DESEMBER / DECEMBER 2014 *****

Negara Asal/ SITC/ Uraian Golongan Barang <i>Country of Origin/ SITC/ group Description</i>	Berat Bersih / <i>Net Weight (Kg)</i>		Nilai CIF / <i>CIF Value (US\$)</i>	
	Bulan ini <i>Current month</i>	Kumulatif <i>Cum. Jan to date</i>	Bulan ini <i>Current month</i>	Kumulatif <i>Cum. Jan to date</i>
BOLIVIA				
634 Veneers,plywood,improved/ reconstituted Wood Worked	0	4 589	0	83 973
784 Parts And Accessories Of The Motor Vehicles	255	263	8 714	8 951
057 Fruit And Nut; Fresh Or Dried	0	1 114	0	5 864
772 Electrical Apparatus For Making And Breaking Electrical Circuits	0	203	0	4 754
629 Articles Of Rubbers	32	32	1 152	1 152
LAINNYA	33	47	1 034	1 822
SUB TOTAL	320	6 248	10 900	106 516
URUGUAY				
222 Oil Seeds Use For Extraction Ofsoft Fixed Vegetable Oils	0	22 450 055	0	13 490 269
081 Feeding Stuff For Animals	25 000	11 350 291	57 500	6 797 380
251 Pulp And Waste Paper	494 370	7 920 429	275 818	5 095 035
248 Wood,simply Worked And Railway Sleeper Of Wood	730 885	7 010 943	460 050	4 199 568
679 Tubes, Pipes, Hollow Profile, Pipe Fitting Of Iron/steel	2 831	1 089 435	1 220	2 537 048
LAINNYA	98 086	14 902 345	278 906	6 025 324
SUB TOTAL	1 351 172	64 723 498	1 073 494	38 144 624
PARAGUAY				
081 Feeding Stuff For Animals	7 600 000	89 644 800	3 704 392	51 865 686
263 Cotton	0	989 506	0	1 959 454
044 Maize, Unmilled	0	7 488 039	0	1 799 734
611 Leathers	0	249 523	0	474 522
551 Essential Oils, Perfumes, And Flavour Materials	0	2 308	0	56 838
LAINNYA	0	55 000	0	67 765
SUB TOTAL	7 600 000	98 429 176	3 704 392	56 223 999
ECUADOR				
072 Cocoa	700 902	11 009 435	2 233 126	33 706 899
121 Tobacco, Unmanufactured And Refused	33 005	176 380	1 334 491	6 227 082
081 Feeding Stuff For Animals	0	347 802	0	671 282
745 Other Non-electical Machinery, Tools, And Mechanical Apparatus	0	2 940	0	554 346
282 Waste And Scrap Metal Of Iron/steel	0	299 500	0	112 313
LAINNYA	48 463	82 783	160 943	588 293
SUB TOTAL	782 370	11 918 840	3 728 560	41 860 215
PERU				
057 Fruit And Nut; Fresh Or Dried	918 288	5 884 630	3 758 105	23 158 313
081 Feeding Stuff For Animals	1 367 785	9 932 860	2 601 822	16 972 159
562 Fertilizers, Manufactured	0	109 963 000	0	11 656 054
072 Cocoa	401 364	1 972 290	1 315 543	6 671 091
686 Zinc	497 491	2 380 924	1 238 643	5 899 076
LAINNYA	29 955	1 448 227	105 773	2 429 774
SUB TOTAL	3 214 883	131 581 931	9 019 886	66 786 467
GUYANA				
743 Pumps, Compressors, Fans, Blowers, Centrifuges, And Parts	4	4	324	324
LAINNYA	0	0	0	0
SUB TOTAL	4	4	324	324
TRINIDAD AND TOBAGO				
282 Waste And Scrap Metal Of Iron/steel	537 590	2 027 145	161 277	633 155
288 Non-ferrous Base Metal Waste And Scraps	0	227 874	0	359 047
723 Civil Engineering And Contractor Plants And Equipments/parts	0	1 434	0	149 166
251 Pulp And Waste Paper	159 551	318 182	43 877	89 087
682 Copper	0	3 647	0	10 972
LAINNYA	16	792	2 459	18 189
SUB TOTAL	697 157	2 579 074	207 613	1 259 616
BAHAMAS				
112 Alcoholic Beverages	98	1 256	545	11 127
655 Knitted Or Crocheted Fabrics	0	87	0	1 742

**I.6 IMPOR KOMODITI MENURUT NEGARA ASAL / IMPORT BY COUNTRY OF ORIGIN
DAN LIMA GOLONGAN BARANG (SITC) UTAMA / AND FIVE MAJOR SITC COMMODITY GROUP
*** DESEMBER / DECEMBER 2014 *****

Negara Asal/ SITC/ Uraian Golongan Barang <i>Country of Origin/ SITC/ group Description</i>	Berat Bersih / <i>Net Weight (Kg)</i>		Nilai CIF / <i>CIF Value (US\$)</i>	
	Bulan ini <i>Current month</i>	Kumulatif <i>Cum. Jan to date</i>	Bulan ini <i>Current month</i>	Kumulatif <i>Cum. Jan to date</i>
058 Fruits, Preserved And Preparations	0	255	0	1 459
772 Electrical Apparatus For Making And Breaking Electrical Circuits	0	1	0	23
LAINNYA	0	0	0	0
SUB TOTAL	98	1 599	545	14 351
JAMAIKA				
288 Non-ferrous Base Metal Waste And Scraps	114 780	1 373 128	189 388	2 165 419
112 Alcoholic Beverages	1 473	6 813	12 111	49 141
251 Pulp And Waste Paper	0	194 938	0	42 758
579 Waste And Scrap Of Plastics	0	38 540	0	12 422
551 Essential Oils, Perfumes, And Flavour Materials	25	25	4 528	4 528
LAINNYA	0	5	0	314
SUB TOTAL	116 278	1 613 449	206 027	2 274 582
PUERTO RICO				
542 Medicaments, Including Veterinary Medicaments	1 523	28 294	440 442	8 887 991
541 Medicinal And Pharmaceutical Products	0	6 593	0	3 115 230
515 Organo-inorganic And Heterocyclic Compounds	154	217	1 579 032	2 763 306
759 Parts And Accessories For Machine Of Heading 751 Or 752	97	7 733	87 701	1 617 546
533 Pigments, Paints, Varnishes, And Related Materials	0	29 933	0	760 545
LAINNYA	1 653	763 792	59 660	1 224 804
SUB TOTAL	3 427	836 562	2 166 835	18 369 422
BELIZE				
655 Knitted Or Crocheted Fabrics	0	87 521	0	1 031 198
651 Textile Yarns	681	75 042	418	875 874
554 Soap,cleansing And Polishing Preparations	10 200	91 550	31 186	297 676
652 Cotton Fabrics, Woven	0	22 664	0	268 398
232 Synthetic Rubber Latex, Synthetic/ reclaimed Rubber	0	88 800	0	202 752
LAINNYA	0	108 863	0	627 040
SUB TOTAL	10 881	474 440	31 604	3 302 938
DOMINICAN REPUBLIC				
282 Waste And Scrap Metal Of Iron/ steel	974 420	16 870 790	372 012	6 284 458
121 Tobacco, Unmanufactured And Refused	0	44 691	0	1 278 864
582 Plates, Sheets, And Film Of Plastics	385	2 801	100 077	717 365
211 Hides And Skins, Raw	0	451 653	0	623 348
541 Medicinal And Pharmaceutical Products	263	2 227	66 344	576 903
LAINNYA	121	719 816	3 444	1 010 584
SUB TOTAL	975 189	18 091 978	541 877	10 491 522
EL SALVADOR				
845 Articles Of Apparel	0	4 728	0	130 006
267 Other Man-made Fibres Suitable For Spinning And Waste	0	70 844	0	48 512
251 Pulp And Waste Paper	0	192 505	0	41 966
001 Live Animals Other Than Fish	0	490	0	18 738
893 Article Of Plastics	0	1 692	0	10 056
LAINNYA	8	630	446	30 422
SUB TOTAL	8	270 889	446	279 700
COSTA RICA				
034 Fish, Fresh, Chilled Or Frozen	0	273 100	0	1 990 750
776 Thermionic, Cold Cathode, And Photo Cathode Valves/ tubes	93	1 865	28 165	682 062
759 Parts And Accessories For Machine Of Heading 751 Or 752	159	1 493	34 607	303 199
773 Equipment For Distributing Electricity	21	6 331	30	246 877
772 Electrical Apparatus For Making And Breaking Electrical Circuits	94	6 234	4 724	242 354
LAINNYA	306	1 063 352	11 414	595 998
SUB TOTAL	673	1 352 375	78 940	4 061 240
HAITI				
579 Waste And Scrap Of Plastics	0	245 910	0	79 547
845 Articles Of Apparel	573	2 242	5 810	29 708

**I.6 IM POR KOM ODITI M ENURUT NEGARA ASAL / I M P O R T B Y C O U N T R Y O F O R I G I N
DAN L I M A G O L O N G A N B A R A N G (S I T C) U T A M A / A N D F I V E M A J O R S I T C C O M M O D I T Y G R O U P
*** D E S E M B E R / D E C E M B E R 2 0 1 4 *****

Negara Asal/ SITC/ Uraian Golongan Barang <i>Country of Origin/ SITC/ group Description</i>	Berat Bersih / <i>Net Weight (Kg)</i>		Nilai CIF / <i>CIF Value (US\$)</i>	
	Bulan ini <i>Current month</i>	Kumulatif <i>Cum. Jan to date</i>	Bulan ini <i>Current month</i>	Kumulatif <i>Cum. Jan to date</i>
843 Men's Coats/jackets, Knitted	0	97	0	2 736
841 Men's Coats/jackets, Not Knitted	0	32	0	2 226
759 Parts And Accessories For Machine Of Heading 751 Or 752	0	8	0	1 863
LAINNYA	0	9	0	371
SUB TOTAL	573	248 298	5 810	116 451
BARBADOS				
759 Parts And Accessories For Machine Of Heading 751 Or 752	0	39	0	7 751
772 Electrical Apparatus For Making And Breaking Electrical Circuits	0	21	0	2 521
112 Alcoholic Beverages	45	86	270	862
LAINNYA	0	0	0	0
SUB TOTAL	45	146	270	11 134
ANTIGUA AND BARBUDA				
121 Tobacco, Unmanufactured And Refused	0	36 600	0	266 719
895 Office And Stationery Supplies	0	972	0	20 101
723 Civil Engineering And Contractor Plants And Equipments/parts	32	32	3 037	3 037
772 Electrical Apparatus For Making And Breaking Electrical Circuits	0	96	0	1 444
748 Transmission Shafts And Cranks	0	100	0	493
LAINNYA	0	25	0	991
SUB TOTAL	32	37 825	3 037	292 785
ANGUILLA				
655 Knitted Or Crocheted Fabrics	6 849	628 523	36 141	2 410 157
656 Tulle,lace,embroidery,ribbons,trimmings And Other Small Wares	0	260 980	0	882 010
653 Fabrics, Woven, Of Man-made Fibres	3 218	93 844	16 983	369 475
652 Cotton Fabrics, Woven	3 202	53 745	16 904	217 829
515 Organo-inorganic And Heterocyclic Compounds	0	20 000	0	118 000
LAINNYA	360	5 042	1 900	28 387
SUB TOTAL	13 629	1 062 134	71 928	4 025 858
ARUBA				
892 Printed Matter	0	3	0	565
LAINNYA	0	0	0	0
SUB TOTAL	0	3	0	565
BERMUDA				
342 Liquefied Propane And Butane	0	45 912 251	0	37 598 740
575 Other Plastics In Primary Forms	7 485	37 425	204 864	1 024 320
773 Equipment For Distributing Electricity	0	12 341	0	4 699
112 Alcoholic Beverages	26	110	312	1 017
LAINNYA	0	0	0	0
SUB TOTAL	7 511	45 962 127	205 176	38 628 776
CAPE VERDE				
652 Cotton Fabrics, Woven	0	167	0	1 822
759 Parts And Accessories For Machine Of Heading 751 Or 752	0	7	0	674
656 Tulle,lace,embroidery,ribbons,trimmings And Other Small Wares	0	3	0	198
772 Electrical Apparatus For Making And Breaking Electrical Circuits	3	3	129	129
LAINNYA	0	0	0	0
SUB TOTAL	3	180	129	2 823
CAYMAN ISLANDS				
743 Pumps, Compressors, Fans, Blowers, Centrifuges, And Parts	0	705	0	9 569
LAINNYA	0	0	0	0
SUB TOTAL	0	705	0	9 569
DOMINICA				
282 Waste And Scrap Metal Of Iron/ steel	0	527 340	0	200 389
551 Essential Oils, Perfumes, And Flavour Materials	0	1 128	0	21 906
872 Medical Instruments And Appliances	0	703	0	18 600

**I.6 IMPOR KOMODITI MENURUT NEGARA ASAL / IMPORT BY COUNTRY OF ORIGIN
DAN LIMA GOLONGAN BARANG (SITC) UTAMA / AND FIVE MAJOR SITC COMMODITY GROUP
*** DESEMBER / DECEMBER 2014 *****

Negara Asal/ SITC/ Uraian Golongan Barang <i>Country of Origin/ SITC/ group Description</i>	Berat Bersih / <i>Net Weight (Kg)</i>		Nilai CIF / <i>CIF Value (US\$)</i>	
	Bulan ini <i>Current month</i>	Kumulatif <i>Cum. Jan to date</i>	Bulan ini <i>Current month</i>	Kumulatif <i>Cum. Jan to date</i>
874 Measuring, Checking, Analysing, And Controlling Instrument And App:	0	14	0	1 781
899 Other Miscellaneous Manufactured Articles	0	125	0	1 381
LAINNYA	0	12	0	1 531
SUB TOTAL	0	529 322	0	245 588
FRENCH GUIANA				
772 Electrical Apparatus For Making And Breaking Electrical Circuits	0	4	0	236
LAINNYA	0	0	0	0
SUB TOTAL	0	4	0	236
FRENCH POLYNESIA				
251 Pulp And Waste Paper	289 220	2 007 540	65 075	364 290
291 Crude Animal Materials	34 200	34 200	14 532	14 532
845 Articles Of Apparel	0	1	0	3
LAINNYA	0	0	0	0
SUB TOTAL	323 420	2 041 741	79 607	378 825
GREENLAND				
036 Crustaceans, Molluscs, And Aquatic Invertebrates	0	99 000	0	350 087
894 Baby Carriages, Toys, Games, And Sporting Goods	0	3	0	4
665 Glassware	0	15	0	1
LAINNYA	0	0	0	0
SUB TOTAL	0	99 018	0	350 092
GRENADA				
542 Medicaments, Including Veterinary Medicaments	0	1 219	0	371 798
743 Pumps, Compressors, Fans, Blowers, Centrifuges, And Parts	0	106	0	1 225
LAINNYA	0	0	0	0
SUB TOTAL	0	1 325	0	373 023
NETHERLANDS ANTILLES				
714 Engines And Motors, Non-electric And Parts	0	1 516	0	466 065
592 Starches, Inulin, And Wheat Glutenal Buminoidal Substances; Glues	0	70 244	0	150 474
699 Manufactures Of Base Metals	0	30	0	15 057
874 Measuring, Checking, Analysing, And Controlling Instrument And App:	0	144	0	10 862
752 Automatic Data Processing Machines And Their Units	0	27	0	10 643
LAINNYA	0	1 210	0	20 510
SUB TOTAL	0	73 171	0	673 611
NORFOLK ISLANDS				
728 Other Machines And Equipment Specialized For Particular Industry	0	8 105	0	161 529
741 Heating And Cooling Equipments And Parts	0	25	0	2 992
LAINNYA	0	0	0	0
SUB TOTAL	0	8 130	0	164 521
SAINT LUCIA				
759 Parts And Accessories For Machine Of Heading 751 Or 752	39	111	2 851	8 165
LAINNYA	0	0	0	0
SUB TOTAL	39	111	2 851	8 165
UNITED KINGDOM				
251 Pulp And Waste Paper	13 305 052	217 001 717	2 420 449	42 534 499
723 Civil Engineering And Contractor Plants And Equipments/parts	146 029	1 543 780	3 295 727	39 172 747
553 Perfumery, Cosmetics, And Toilet Preparations	194 633	1 177 560	5 206 717	38 190 386
542 Medicaments, Including Veterinary Medicaments	32 256	334 423	3 141 684	35 101 515
716 Rotating Electric Plants And Parts	135 010	2 425 409	1 501 218	32 808 979
LAINNYA	10 481 748	146 461 167	44 911 962	706 947 912
SUB TOTAL	24 294 728	368 944 056	60 477 757	894 756 038

**I.6 IM POR KOM ODITI M ENURUT NEGARA ASAL / IMPORT BY COUNTRY OF ORIGIN
DAN LIMA GOLONGAN BARANG (SITC) UTAMA / AND FIVE MAJOR SITC COMMODITY GROUP
*** DESEMBER / DECEMBER 2014 *****

Negara Asal/ SITC/ Uraian Golongan Barang <i>Country of Origin/ SITC/ group Description</i>	Berat Bersih / <i>Net Weight (Kg)</i>		Nilai CIF / <i>CIF Value (US\$)</i>	
	Bulan ini <i>Current month</i>	Kumulatif <i>Cum. Jan to date</i>	Bulan ini <i>Current month</i>	Kumulatif <i>Cum. Jan to date</i>
NETHERLANDS				
511 Hydrocarbon And Their Halogenated, Nitrated Derivatives	963 505	60 387 824	1 455 165	86 976 037
022 Milk,cream, And Milk Products Other Than Butter Or Cheese	990 485	15 951 256	2 449 621	60 646 173
098 Edible Products And Preparations	390 741	6 529 560	2 341 160	43 528 637
898 Musical Instrument And Parts/ accessories	854	3 355	18 974 994	40 636 321
784 Parts And Accessories Of The Motor Vehicles	4 330	381 050	370 482	34 888 238
LAINNYA	30 141 660	242 629 634	70 694 946	641 593 724
SUB TOTAL	32 491 575	325 882 679	96 286 368	908 269 130
FRANCE				
022 Milk,cream, And Milk Products Other Than Butter Or Cheese	4 268 953	50 361 118	9 864 354	142 243 113
891 Arms And Ammunitions	13 102	293 017	5 036 749	85 408 424
772 Electrical Apparatus For Making And Breaking Electrical Circuits	142 813	2 353 235	4 827 805	75 091 360
553 Perfumery, Cosmetics, And Toilet Preparations	132 551	1 165 102	6 843 018	75 086 148
251 Pulp And Waste Paper	4 687 954	104 041 750	1 965 605	61 014 898
LAINNYA	12 023 295	162 065 915	65 723 116	893 673 937
SUB TOTAL	21 268 668	320 280 137	94 260 647	1 332 517 880
GERMANY, FED. REP. OF				
728 Other Machines And Equipment Specialized For Particular Industry	763 238	17 833 391	30 105 944	590 087 574
745 Other Non-electical Machinery, Tools, And Mechanical Apparatus	254 137	3 790 922	25 757 157	235 677 875
776 Thermionic, Cold Cathode, And Photo Cathode Valves/ tubes	5 826	189 231	11 177 759	152 340 589
741 Heating And Cooling Equipments And Parts	513 780	5 447 854	14 489 692	141 875 349
781 Passenger Motor Cars	618 960	8 950 331	7 422 197	129 488 063
LAINNYA	61 057 569	772 735 747	215 358 413	2 841 708 313
SUB TOTAL	63 213 510	808 947 476	304 311 162	4 091 177 763
AUSTRIA				
776 Thermionic, Cold Cathode, And Photo Cathode Valves/ tubes	10 948	117 921	6 073 269	68 145 069
641 Papers And Paperboards	866 062	11 566 393	1 505 487	25 918 329
727 Food Processing Machines And Parts	34 093	475 031	1 499 453	24 615 205
716 Rotating Electric Plants And Parts	171 749	710 807	5 540 399	21 629 324
728 Other Machines And Equipment Specialized For Particular Industry	42 014	623 838	1 148 647	20 402 134
LAINNYA	5 422 431	31 081 562	13 036 112	182 244 921
SUB TOTAL	6 547 297	44 575 552	28 803 367	342 954 982
BELGIUM				
515 Organo-inorganic And Heterocyclic Compounds	1 916 060	24 706 154	7 470 404	83 962 222
022 Milk,cream, And Milk Products Other Than Butter Or Cheese	466 000	12 641 000	1 631 963	54 166 898
743 Pumps, Compressors, Fans, Blowers, Centrifuges, And Parts	72 348	1 316 641	1 358 616	36 482 719
541 Medicinal And Pharmaceutical Products	8 168	611 896	1 297 530	23 115 542
562 Fertilizers, Manufactured	3 890 850	57 936 222	1 617 834	21 572 661
LAINNYA	17 419 805	188 145 007	32 790 027	366 186 421
SUB TOTAL	23 773 231	285 356 920	46 166 374	585 486 463
SWITZERLAND				
542 Medicaments, Including Veterinary Medicaments	26 283	245 020	5 341 101	85 478 183
714 Engines And Motors, Non-electric And Parts	1 169	52 863	4 574 882	49 645 613
551 Essential Oils, Perfumes, And Flavour Materials	73 707	1 383 027	1 713 759	36 877 408
533 Pigments, Paints, Varnishes, And Related Materials	84 307	760 848	4 826 001	30 199 255
515 Organo-inorganic And Heterocyclic Compounds	569 085	2 178 638	3 712 193	29 486 198
LAINNYA	2 996 019	25 173 780	48 756 706	395 946 592
SUB TOTAL	3 750 570	29 794 176	68 924 642	627 633 249
LUXEMBOURG				
676 Iron/steel Bars, Rods, Angels, Shaped And Sections	172	1 234 968	243	1 822 816
657 Special Yarns, textile Fabrics	9 384	76 851	75 515	907 602
741 Heating And Cooling Equipments And Parts	12 777	19 527	314 943	568 633
893 Article Of Plastics	681	38 314	15 167	343 885
695 Tools For Used In The Hand Or In Machines	6	199	4 852	300 513
LAINNYA	42 277	413 900	239 267	2 369 493
SUB TOTAL	65 297	1 783 759	649 987	6 312 942

**I.6 IMPOR KOMODITI MENURUT NEGARA ASAL / IMPORT BY COUNTRY OF ORIGIN
DAN LIMA GOLONGAN BARANG (SITC) UTAMA / AND FIVE MAJOR SITC COMMODITY GROUP
*** DESEMBER / DECEMBER 2014 *****

Negara Asal/ SITC/ Uraian Golongan Barang <i>Country of Origin/ SITC/ group Description</i>	Berat Bersih / <i>Net Weight (Kg)</i>		Nilai CIF / <i>CIF Value (US\$)</i>	
	Bulan ini <i>Current month</i>	Kumulatif <i>Cum. Jan to date</i>	Bulan ini <i>Current month</i>	Kumulatif <i>Cum. Jan to date</i>
GIBRALTAR				
676 Iron/steel Bars, Rods, Angels, Shaped And Sections	0	1	0	86
LAINNYA	0	0	0	0
SUB TOTAL	0	1	0	86
MONACO				
542 Medicaments, Including Veterinary Medicaments	60	300	78 690	420 813
514 Nitrogen-function Compounds	1 024	9 199	12 695	126 952
523 Metallicsalts And Peroxysalts	0	2 993	0	70 560
551 Essential Oils, Perfumes, And Flavour Materials	487	1 977	7 747	37 141
747 Taps, Cocks, And Valves For Pipes	0	110	0	25 537
LAINNYA	692	2 799	9 779	81 823
SUB TOTAL	2 263	17 378	108 911	762 826
DENMARK				
542 Medicaments, Including Veterinary Medicaments	8 516	100 928	3 022 755	38 337 113
022 Milk,cream, And Milk Products Other Than Butter Or Cheese	325 398	2 998 749	1 163 904	19 208 945
728 Other Machines And Equipment Specialized For Particular Industry	103 102	644 223	2 500 154	10 419 631
598 Miscellaneous Chemical Products	36 746	840 970	85 120	6 709 654
727 Food Processing Machines And Parts	114	121 439	30 259	5 938 802
LAINNYA	787 820	25 014 912	5 491 790	87 339 447
SUB TOTAL	1 261 696	29 721 221	12 293 982	167 953 592
NORWAY				
562 Fertilizers, Manufactured	22 862 242	155 687 426	11 511 911	77 100 173
034 Fish, Fresh, Chilled Or Frozen	621 187	4 648 562	1 477 473	12 814 381
723 Civil Engineering And Contractor Plants And Equipments/parts	174 418	318 493	10 548 918	12 496 906
251 Pulp And Waste Paper	3 355 712	43 774 831	975 409	11 002 157
874 Measuring, Checking, Analysing, And Controlling Instrument And App:	10 385	72 541	1 898 214	10 183 835
LAINNYA	1 616 533	17 562 321	14 902 598	89 357 731
SUB TOTAL	28 640 477	222 064 174	41 314 523	212 955 183
SWEDEN				
764 Telecommunication Equipments And Parts	18 213	739 900	11 740 898	150 903 812
251 Pulp And Waste Paper	9 780 456	106 554 583	8 626 311	94 906 381
641 Papers And Paperboards	3 336 725	59 062 392	3 400 493	63 785 963
511 Hydrocarbon And Their Halogenated, Nitrated Derivatives	177	22 115 875	1 924	31 815 091
334 Petroleum Products, Refined	2 345 822	19 578 638	3 142 071	28 457 917
LAINNYA	2 408 726	27 815 249	30 288 066	321 184 146
SUB TOTAL	17 890 119	235 866 637	57 199 763	691 053 310
FINLAND				
764 Telecommunication Equipments And Parts	23 852	526 325	20 455 251	268 164 571
716 Rotating Electric Plants And Parts	11 304	4 922 358	163 296	79 864 559
713 Internal Combustion Piston Engines And Parts	18 243	2 008 267	672 514	47 102 780
714 Engines And Motors, Non-electric And Parts	152 178	2 029 436	4 217 655	39 661 385
723 Civil Engineering And Contractor Plants And Equipments/parts	14 677	926 749	406 800	31 331 122
LAINNYA	4 149 463	54 753 693	15 094 532	202 302 980
SUB TOTAL	4 369 717	65 166 828	41 010 048	668 427 397
IRELAND				
793 Ships, Boats, And Floating Structures	0	1 659 000	0	14 000 000
022 Milk,cream, And Milk Products Other Than Butter Or Cheese	346 475	4 497 080	660 499	13 503 312
551 Essential Oils, Perfumes, And Flavour Materials	70 342	1 000 830	974 192	12 624 954
542 Medicaments, Including Veterinary Medicaments	4 832	11 584	3 510 987	12 328 820
752 Automatic Data Processing Machines And Their Units	4 517	38 372	1 018 609	10 165 471
LAINNYA	804 324	17 529 277	3 045 438	38 315 129
SUB TOTAL	1 230 490	24 736 143	9 209 725	100 937 686
ITALY				
745 Other Non-electical Machinery, Tools, And Mechanical Apparatus	263 367	2 722 017	12 525 850	227 077 302
728 Other Machines And Equipment Specialized For Particular Industry	882 537	8 368 664	12 042 986	191 024 730

**I.6 IMPOR KOMODITI MENURUT NEGARA ASAL / IMPORT BY COUNTRY OF ORIGIN
DAN LIMA GOLONGAN BARANG (SITC) UTAMA / AND FIVE MAJOR SITC COMMODITY GROUP
*** DESEMBER / DECEMBER 2014 *****

Negara Asal/ SITC/ Uraian Golongan Barang <i>Country of Origin/ SITC/ group Description</i>	Berat Bersih / <i>Net Weight (Kg)</i>		Nilai CIF / <i>CIF Value (US\$)</i>	
	Bulan ini <i>Current month</i>	Kumulatif <i>Cum. Jan to date</i>	Bulan ini <i>Current month</i>	Kumulatif <i>Cum. Jan to date</i>
747 Taps, Cocks, And Valves For Pipes	251 297	3 289 091	9 770 219	108 623 017
743 Pumps, Compressors, Fans, Blowers, Centrifuges, And Parts	154 383	2 076 347	4 680 728	86 735 576
679 Tubes, Pipes, Hollow Profile, Pipe Fitting Of Iron/steel	2 304 428	38 891 014	4 412 242	86 250 535
LAINNYA	20 132 036	284 882 806	77 098 553	1 023 196 972
SUB TOTAL	23 988 048	340 229 939	120 530 578	1 722 908 132
SPAIN				
679 Tubes, Pipes, Hollow Profile, Pipe Fitting Of Iron/steel	1 006 793	7 747 058	16 601 983	101 667 086
792 Aircraft And Associated Equipments And Parts	181	175 385	82 478	35 282 553
691 Structures And Parts Of Iron/steel Or Aluminium	0	5 942 967	0	29 195 368
533 Pigments, Paints, Varnishes, And Related Materials	1 205 207	17 629 246	1 778 316	23 365 935
542 Medicaments, Including Veterinary Medicaments	60 689	266 238	4 569 633	19 187 228
LAINNYA	8 022 359	66 038 307	26 839 086	308 394 899
SUB TOTAL	10 295 229	97 799 201	49 871 496	517 093 069
PORTUGAL				
511 Hydrocarbon And Their Halogenated, Nitrated Derivatives	0	15 207 079	0	15 362 845
845 Articles Of Apparel	10 301	140 987	459 149	6 673 978
764 Telecommunication Equipments And Parts	448	5 515	287 830	6 020 366
743 Pumps, Compressors, Fans, Blowers, Centrifuges, And Parts	509	191 048	33 465	5 814 731
842 Women's Coats/jacket, Not Knitted	1 719	28 252	145 926	2 127 136
LAINNYA	337 843	3 829 369	1 293 539	21 352 703
SUB TOTAL	350 820	19 402 250	2 219 909	57 351 759
ICELAND				
034 Fish, Fresh, Chilled Or Frozen	0	348 720	0	497 694
411 Animal Oils And Fats	0	88 920	0	422 533
542 Medicaments, Including Veterinary Medicaments	5 232	9 186	216 223	381 424
727 Food Processing Machines And Parts	0	4 709	0	143 131
523 Metal salts And Peroxysalts	0	200	0	9 455
LAINNYA	13	1 024	470	17 627
SUB TOTAL	5 245	452 759	216 693	1 471 864
MONTSERRAT				
716 Rotating Electric Plants And Parts	0	2 080	0	3 667
LAINNYA	0	0	0	0
SUB TOTAL	0	2 080	0	3 667
GREECE				
263 Cotton	4 694 305	19 497 753	8 229 994	38 914 004
251 Pulp And Waste Paper	7 093 033	85 779 270	1 396 152	17 496 480
121 Tobacco, Unmanufactured And Refused	102 258	1 964 264	743 446	16 160 338
793 Ships, Boats, And Floating Structures	0	4 949 026	0	5 996 276
522 Inorganic Chemical Elements, Oxides And Halogen Salts	160 000	1 520 315	276 320	2 644 768
LAINNYA	1 935 375	14 338 294	1 642 730	15 982 013
SUB TOTAL	13 984 971	128 048 922	12 288 642	97 193 879
VATICAN CITY STATE				
248 Wood, simply Worked And Railway Sopper Of Wood	0	63 215	0	57 980
747 Taps, Cocks, And Valves For Pipes	0	1 491	0	36 738
742 Pumps For Liquid And Parts	0	156	0	5 639
713 Internal Combustion Piston Engines And Parts	0	25	0	538
LAINNYA	0	0	0	0
SUB TOTAL	0	64 887	0	100 895
ANDORRA				
333 Petroleum Oil, Crude	0	13 309 626	0	10 200 000
334 Petroleum Products, Refined	0	7 768 014	0	8 454 320
263 Cotton	0	171 145	0	317 502
542 Medicaments, Including Veterinary Medicaments	0	2 002	0	3 211
728 Other Machines And Equipment Specialized For Particular Industry	0	286	0	1 610
LAINNYA	1	79	13	572
SUB TOTAL	1	21 251 152	13	18 977 215

I.6 IM POR KOM ODITI M ENURUT NEGARA ASAL / I M P O R T B Y C O U N T R Y O F O R I G I N
DAN L I M A G O L O N G A N B A R A N G (S I T C) U T A M A / A N D F I V E M A J O R S I T C C O M M O D I T Y G R O U P
***** D E S E M B E R / D E C E M B E R 2 0 1 4 *****

Negara Asal/ SITC/ Uraian Golongan Barang <i>Country of Origin/ SITC/ group Description</i>	Berat Bersih / <i>Net Weight (Kg)</i>		Nilai CIF / <i>CIF Value (US\$)</i>	
	Bulan ini <i>Current month</i>	Kumulatif <i>Cum. Jan to date</i>	Bulan ini <i>Current month</i>	Kumulatif <i>Cum. Jan to date</i>
LIECHTENSTEIN				
772 Electrical Apparatus For Making And Breaking Electrical Circuits	1 299	9 189	50 856	377 565
533 Pigments, Paints, Varnishes, And Related Materials	0	5 980	0	146 355
778 Electrical Machinery And Apparatus	436	707	17 323	27 345
742 Pumps For Liquid And Parts	0	301	0	10 601
699 Manufactures Of Base Metals	0	55	0	7 829
LAINNYA	14	139	7 788	22 515
SUB TOTAL	1 749	16 371	75 967	592 210
DEMOCRATIC REP. OF THE CONGO				
292 Crude Vegetable Materials	146 362	1 342 782	360 772	3 305 995
248 Wood, simply Worked And Railway Sleeper Of Wood	0	36 290	0	26 849
874 Measuring, Checking, Analysing, And Controlling Instrument And Apparatus	0	7	0	5 087
745 Other Non-electrical Machinery, Tools, And Mechanical Apparatus	0	5	0	2 176
895 Office And Stationery Supplies	0	2	0	1 598
LAINNYA	4	9	62	151
SUB TOTAL	146 366	1 379 095	360 834	3 341 856
HUNGARY				
741 Heating And Cooling Equipments And Parts	1 648	278 155	7 211	7 630 288
728 Other Machines And Equipment Specialized For Particular Industry	624	90 337	73 235	6 934 901
541 Medicinal And Pharmaceutical Products	140	24 396	301 885	5 156 324
772 Electrical Apparatus For Making And Breaking Electrical Circuits	2 866	409 932	71 656	4 633 203
551 Essential Oils, Perfumes, And Flavour Materials	1 346	168 541	36 343	4 024 368
LAINNYA	129 443	5 261 266	2 534 483	34 045 038
SUB TOTAL	136 067	6 232 627	3 024 813	62 424 122
POLAND				
022 Milk, cream, And Milk Products Other Than Butter Or Cheese	2 236 000	15 268 700	3 607 030	27 623 952
098 Edible Products And Preparations	72 600	3 157 182	657 514	14 675 639
553 Perfumery, Cosmetics, And Toilet Preparations	134 646	1 252 985	1 493 302	12 560 999
696 Cutlery	22 537	260 779	742 502	8 304 971
713 Internal Combustion Piston Engines And Parts	910	814 710	34 245	5 670 967
LAINNYA	3 325 611	32 795 679	5 785 731	74 928 929
SUB TOTAL	5 792 304	53 550 035	12 320 324	143 765 457
ROMANIA				
041 Wheat And Meslin, Unmilled	13 907 000	37 440 765	4 283 691	11 432 490
679 Tubes, Pipes, Hollow Profile, Pipe Fitting Of Iron/ steel	35 985	918 606	44 063	3 394 457
842 Women's Coats/ jacket, Not Knitted	5 937	58 474	249 037	2 966 598
742 Pumps For Liquid And Parts	37	191 524	2 428	1 261 927
699 Manufactures Of Base Metals	9 678	168 793	190 406	1 256 444
LAINNYA	146 895	2 989 776	1 132 133	16 474 560
SUB TOTAL	14 105 532	41 767 938	5 901 758	36 786 476
BULGARIA				
121 Tobacco, Unmanufactured And Refused	0	966 983	0	8 381 176
523 Metallic salts And Peroxysalts	1 977 340	31 153 094	452 811	7 202 929
075 Spices	532 600	11 341 326	295 420	5 648 973
081 Feeding Stuff For Animals	20 000	1 159 636	149 840	5 335 743
041 Wheat And Meslin, Unmilled	0	15 000 000	0	4 510 500
LAINNYA	207 123	7 187 904	1 149 584	14 662 110
SUB TOTAL	2 737 063	66 808 943	2 047 655	45 741 431
SERBIA				
748 Transmission Shafts And Cranks	0	964	0	2 598
746 Ball Or Roller Bearings	0	130	0	181
LAINNYA	0	0	0	0
SUB TOTAL	0	1 094	0	2 779
ALBANIA				
671 Pig Iron, spiegeleisen, sponge Iron, And Ferro-alloys	0	425 514	0	678 486
841 Men's Coats/ jackets, Not Knitted	120	1 392	6 466	77 574

**I.6 IMPOR KOMODITI MENURUT NEGARA ASAL / IMPORT BY COUNTRY OF ORIGIN
DAN LIMA GOLONGAN BARANG (SITC) UTAMA / AND FIVE MAJOR SITC COMMODITY GROUP
*** DESEMBER / DECEMBER 2014 *****

Negara Asal/ SITC/ Uraian Golongan Barang <i>Country of Origin/ SITC/ group Description</i>	Berat Bersih / <i>Net Weight (Kg)</i>		Nilai CIF / <i>CIF Value (US\$)</i>	
	Bulan ini <i>Current month</i>	Kumulatif <i>Cum. Jan to date</i>	Bulan ini <i>Current month</i>	Kumulatif <i>Cum. Jan to date</i>
845 Articles Of Apparel	206	594	11 084	32 521
842 Women's Coats/ jacket, Not Knitted	8	121	1 902	30 622
851 Footwears	7	773	318	30 013
LAINNYA	0	1 156	0	7 816
SUB TOTAL	341	429 550	19 770	857 032
ARMENIA				
741 Heating And Cooling Equipments And Parts	0	15 797	0	195 158
851 Footwears	5 829	5 829	148 644	148 644
784 Parts And Accessories Of The Motor Vehicles	6	610	194	19 183
791 Railway Vehicles And Associated Equipments	0	164	0	13 874
772 Electrical Apparatus For Making And Breaking Electrical Circuits	15	232	588	6 876
LAINNYA	16	482	561	19 063
SUB TOTAL	5 866	23 114	149 987	402 798
AZERBAIJAN				
333 Petroleum Oil, Crude	264 096 442	3 032 715 149	149 585 868	2 421 256 708
792 Aircraft And Associated Equipments And Parts	315	315	71 463	71 463
851 Footwears	0	984	0	6 559
749 Non-electric Parts And Accessories Of Machineries	0	8	0	4 060
747 Taps, Cocks, And Valves For Pipes	0	1	0	2 700
LAINNYA	0	101	0	1 928
SUB TOTAL	264 096 757	3 032 716 558	149 657 331	2 421 343 418
BELARUS				
562 Fertilizers, Manufactured	57 544 000	624 232 901	17 897 838	182 779 036
625 Rubber Tyre, tyre Cases, tyre Treads, inner Tubes, And Tyre Flaps	48 091	571 108	239 005	1 825 120
891 Arms And Ammunitions	0	1 028	0	669 750
874 Measuring, Checking, Analysing, And Controlling Instrument And App:	0	765	0	408 536
592 Starches, Inulin, And Wheat Glutenal Buminoidal Substances; Glues	20 150	35 150	212 482	389 613
LAINNYA	505	128 687	6 204	284 876
SUB TOTAL	57 612 746	624 969 639	18 355 529	186 356 931
KAZAKHSTAN				
686 Zinc	1 182 608	10 819 035	2 933 021	25 702 151
263 Cotton	682 701	1 104 466	857 937	1 624 305
671 Pig Iron, spiegeleisen, sponge Iron, And Ferro-alloys	0	260 000	0	738 993
122 Tobacco, Manufactured	1	10	30	51 810
874 Measuring, Checking, Analysing, And Controlling Instrument And App:	0	99	0	24 302
LAINNYA	0	265	0	44 848
SUB TOTAL	1 865 310	12 183 875	3 790 988	28 186 409
KYRGYZSTAN				
653 Fabrics, Woven, Of Man-made Fibres	0	36 688	0	149 205
726 Printing/ book Binding Machinery And Parts	0	10 020	0	96 000
682 Copper	0	7 767	0	65 439
098 Edible Products And Preparations	0	20 000	0	53 400
675 Flat Rolled Products And Alloy Steels	0	85 123	0	49 104
LAINNYA	375	86 381	3 115	275 787
SUB TOTAL	375	245 979	3 115	688 935
MOLDOVA, REPUBLIC OF				
041 Wheat And Meslin, Unmilled	8 093 970	54 868 118	2 094 538	14 841 402
842 Women's Coats/ jacket, Not Knitted	192	7 534	7 914	309 151
081 Feeding Stuff For Animals	1 005 220	1 005 220	232 206	232 206
845 Articles Of Apparel	288	3 225	8 989	112 932
831 Travel Goods	25	4 261	2 035	112 105
LAINNYA	8 485	16 700	37 320	173 620
SUB TOTAL	9 108 180	55 905 058	2 383 002	15 781 416
TAJKISTAN				
629 Articles Of Rubbers	0	145	0	4 974
759 Parts And Accessories For Machine Of Heading 751 Or 752	0	10	0	1 050

**I.6 IMPOR KOMODITI MENURUT NEGARA ASAL / IMPORT BY COUNTRY OF ORIGIN
DAN LIMA GOLONGAN BARANG (SITC) UTAMA / AND FIVE MAJOR SITC COMMODITY GROUP
*** DESEMBER / DECEMBER 2014 *****

Negara Asal/ SITC/ Uraian Golongan Barang <i>Country of Origin/ SITC/ group Description</i>	Berat Bersih / <i>Net Weight (Kg)</i>		Nilai CIF / <i>CIF Value (US\$)</i>	
	Bulan ini <i>Current month</i>	Kumulatif <i>Cum. Jan to date</i>	Bulan ini <i>Current month</i>	Kumulatif <i>Cum. Jan to date</i>
651 Textile Yarns	0	37	0	763
655 Knitted Or Crocheted Fabrics	0	8	0	62
656 Tulle,lace,embroidery,ribbons,trimmings And Other Small Wares	5	5	53	53
LAINNYA	0	0	0	0
SUB TOTAL	5	205	53	6 902
TURKMENISTAN				
841 Men's Coats/jackets, Not Knitted	214	3 519	6 763	111 314
274 Sulphur And Unroasted Iron Pyrites	640 402	640 402	97 982	97 982
263 Cotton	0	22 937	0	77 115
842 Women's Coats/jacket, Not Knitted	0	59	0	2 100
843 Men's Coats/jackets, Knitted	0	6	0	194
LAINNYA	0	0	0	0
SUB TOTAL	640 616	666 923	104 745	288 705
UKRAINE				
672 Ingots And Other Iron/steel In Primary Forms	0	185 495 850	0	101 003 651
041 Wheat And Meslin, Unmilled	40 279 117	333 084 375	9 532 198	90 732 934
673 Flat Rolled Products, Not Clad	2 732 338	107 815 616	1 893 920	71 125 891
675 Flat Rolled Products And Alloy Steels	12 464	6 566 325	12 245	5 243 176
046 Meal And Flour Of Wheat And Flour Of Meslin	966 000	13 471 050	367 080	5 049 930
LAINNYA	1 111 975	32 518 287	963 375	25 652 693
SUB TOTAL	45 101 894	678 951 503	12 768 818	298 808 275
UZBEKISTAN				
713 Internal Combustion Piston Engines And Parts	0	279 083	0	3 617 157
251 Pulp And Waste Paper	0	585 740	0	1 074 613
263 Cotton	0	50 872	0	94 209
747 Taps, Cocks, And Valves For Pipes	0	84	0	2 284
748 Transmission Shafts And Cranks	0	57	0	1 381
LAINNYA	0	8	0	217
SUB TOTAL	0	915 844	0	4 789 861
LITHUANIA				
022 Milk,cream, And Milk Products Other Than Butter Or Cheese	200 000	2 742 000	293 500	3 976 604
562 Fertilizers, Manufactured	0	6 289 600	0	1 815 397
041 Wheat And Meslin, Unmilled	0	3 006 340	0	1 016 143
821 Furnitures And Parts	32 325	112 232	81 402	313 834
625 Rubber Tyre,tyre Cases,tyre Treads,inner Tubes, And Tyre Flaps	12 679	38 037	60 275	183 268
LAINNYA	88 241	574 315	151 888	1 391 901
SUB TOTAL	333 245	12 762 524	587 065	8 697 147
LATVIA				
282 Waste And Scrap Metal Of Iron/ steel	0	1 003 980	0	430 453
288 Non-ferrous Base Metal Waste And Scraps	21 410	171 400	32 757	261 187
046 Meal And Flour Of Wheat And Flour Of Meslin	0	400 000	0	154 400
784 Parts And Accessories Of The Motor Vehicles	243	4 628	8 473	138 892
728 Other Machines And Equipment Specialized For Particular Industry	134	1 713	6 592	100 491
LAINNYA	54 003	135 374	105 127	703 749
SUB TOTAL	75 790	1 717 095	152 949	1 789 172
ESTONIA				
764 Telecommunication Equipments And Parts	610	10 910	32 818	432 701
723 Civil Engineering And Contractor Plants And Equipments/parts	0	23 577	0	421 045
641 Papers And Paperboards	76 804	359 640	70 659	334 211
525 Radioactive And Associated Materials	0	60 000	0	326 200
232 Synthetic Rubber Latex, Synthetic/ reclaimed Rubber	21 600	64 800	78 624	224 381
LAINNYA	175 357	482 652	283 570	1 385 205
SUB TOTAL	274 371	1 001 579	465 671	3 123 743
GEORGIA				
792 Aircraft And Associated Equipments And Parts	2 010	13 761	486 561	4 882 290
679 Tubes, Pipes, Hollow Profile, Pipe Fitting Of Iron/ steel	0	40 290	0	428 551

**I.6 IMPOR KOMODITI MENURUT NEGARA ASAL / IMPORT BY COUNTRY OF ORIGIN
DAN LIMA GOLONGAN BARANG (SITC) UTAMA / AND FIVE MAJOR SITC COMMODITY GROUP
*** DESEMBER / DECEMBER 2014 *****

Negara Asal/ SITC/ Uraian Golongan Barang <i>Country of Origin/ SITC/ group Description</i>	Berat Bersih / Net Weight (Kg)		Nilai CIF / CIF Value (US\$)	
	Bulan ini <i>Current month</i>	Kumulatif <i>Cum. Jan to date</i>	Bulan ini <i>Current month</i>	Kumulatif <i>Cum. Jan to date</i>
685 Lead	0	167 970	0	334 116
723 Civil Engineering And Contractor Plants And Equipments/ parts	5	2 581	23	140 387
842 Women's Coats/ jacket, Not Knitted	35	3 934	1 165	137 081
LAINNYA	601	218 501	25 866	656 089
SUB TOTAL	2 651	447 037	513 615	6 578 514
CROATIA				
121 Tobacco, Unmanufactured And Refused	0	1 122 600	0	5 081 190
273 Stone, Sand And Gravel	0	995 280	0	639 864
248 Wood, simply Worked And Railway Seeper Of Wood	89 859	732 646	65 243	590 265
737 Metalworking Machinery And Parts	5 533	90 347	25 972	519 538
653 Fabrics, Woven, Of Man-made Fibres	1 536	30 680	36 434	451 714
LAINNYA	4 963	1 891 907	277 189	3 679 807
SUB TOTAL	101 891	4 863 460	404 838	10 962 378
BOSNIA AND HERZEGOVINA				
333 Petroleum Oil, Crude	0	19 191 983	0	15 214 500
263 Cotton	0	197 841	0	413 833
851 Footwears	170	149 205	30 248	152 656
248 Wood, simply Worked And Railway Seeper Of Wood	0	91 355	0	61 543
747 Taps, Cocks, And Valves For Pipes	13	498	1 767	54 657
LAINNYA	2 995	10 553	13 840	64 525
SUB TOTAL	3 178	19 641 435	45 855	15 961 714
MALTA				
542 Medicaments, Including Veterinary Medicaments	813	5 444	6 512	869 517
251 Pulp And Waste Paper	0	1 812 570	0	319 822
778 Electrical Machinery And Apparatus	147	2 140	20 026	249 057
579 Waste And Scrap Of Plastics	0	138 088	0	61 578
776 Thermionic, Cold Cathode, And Photo Cathode Valves/ tubes	0	390	0	56 099
LAINNYA	159	19 635	8 499	194 192
SUB TOTAL	1 119	1 978 267	35 037	1 750 265
SLOVAKIA				
514 Nitrogen-function Compounds	152 000	741 000	241 040	1 172 870
737 Metalworking Machinery And Parts	632	201 056	15 578	1 054 778
764 Telecommunication Equipments And Parts	4 422	5 219	663 700	739 651
781 Passenger Motor Cars	0	38 026	0	713 566
778 Electrical Machinery And Apparatus	2 231	24 436	60 965	624 738
LAINNYA	108 826	920 094	856 047	8 176 163
SUB TOTAL	268 111	1 929 831	1 837 330	12 481 766
SLOVENIA				
737 Metalworking Machinery And Parts	158 240	793 933	476 170	2 556 332
542 Medicaments, Including Veterinary Medicaments	0	4 165	0	1 917 661
699 Manufactures Of Base Metals	5 929	60 655	69 836	773 082
772 Electrical Apparatus For Making And Breaking Electrical Circuits	1 177	24 395	36 974	584 773
893 Article Of Plastics	21 674	129 497	65 066	548 742
LAINNYA	8 817	742 034	174 900	5 905 445
SUB TOTAL	195 837	1 754 679	822 946	12 286 035
CZECH REPUBLIC				
251 Pulp And Waste Paper	5 921 983	90 459 171	4 984 302	79 569 284
743 Pumps, Compressors, Fans, Blowers, Centrifuges, And Parts	33 956	498 011	644 999	8 669 727
714 Engines And Motors, Non-electric And Parts	0	267 167	0	8 599 581
772 Electrical Apparatus For Making And Breaking Electrical Circuits	13 064	405 094	437 117	8 263 167
514 Nitrogen-function Compounds	513 820	3 865 240	1 020 813	7 869 525
LAINNYA	591 368	8 875 111	4 363 365	62 609 123
SUB TOTAL	7 074 191	104 369 794	11 450 596	175 580 407

**I.6 IMPOR KOMODITI MENURUT NEGARA ASAL / IMPORT BY COUNTRY OF ORIGIN
DAN LIMA GOLONGAN BARANG (SITC) UTAMA / AND FIVE MAJOR SITC COMMODITY GROUP
*** DESEMBER / DECEMBER 2014 *****

Negara Asal/ SITC/ Uraian Golongan Barang <i>Country of Origin/ SITC/ group Description</i>	Berat Bersih / <i>Net Weight (Kg)</i>		Nilai CIF / <i>CIF Value (US\$)</i>	
	Bulan ini <i>Current month</i>	Kumulatif <i>Cum. Jan to date</i>	Bulan ini <i>Current month</i>	Kumulatif <i>Cum. Jan to date</i>
SOUTH GEORGIA AND THE SOUTH SA				
771 Electric Power Machinery And Parts	0	6	0	612
672 Ingots And Other Iron/steel In Primary Forms	0	25	0	370
LAINNYA	0	0	0	0
SUB TOTAL	0	31	0	982
REP. OF MACEDONIA				
121 Tobacco, Unmanufactured And Refused	166 320	1 182 030	1 328 897	8 937 915
842 Women's Coats/jacket, Not Knitted	123	1 224	9 881	147 117
845 Articles Of Apparel	34	224	2 659	25 081
841 Men's Coats/jackets, Not Knitted	0	139	0	15 247
844 Women's Coats/ jackets, Knitted	51	405	1 816	15 086
LAINNYA	37	1 390	490	9 287
SUB TOTAL	166 565	1 185 412	1 343 743	9 149 733
FAEROE ISLANDS				
034 Fish, Fresh, Chilled Or Frozen	0	24 309	0	155 536
597 Additive For Mineral Oils	0	231	0	6 200
LAINNYA	0	0	0	0
SUB TOTAL	0	24 540	0	161 736
RUSSIA FEDERATION				
672 Ingots And Other Iron/steel In Primary Forms	57 622 430	1 231 117 979	29 644 651	652 764 253
334 Petroleum Products, Refined	75 821 805	395 695 923	52 622 103	340 241 653
562 Fertilizers, Manufactured	27 382 725	634 198 011	9 254 684	196 291 932
041 Wheat And Meslin, Unmilled	0	265 940 170	0	78 604 303
333 Petroleum Oil, Crude	0	81 113 671	0	66 334 293
LAINNYA	23 753 665	279 079 001	21 385 258	255 569 716
SUB TOTAL	184 580 625	2 887 144 755	112 906 696	1 589 806 150
SERBIA				
891 Arms And Ammunitions	0	54 540	0	5 598 452
098 Edible Products And Preparations	0	64 400	0	861 324
714 Engines And Motors, Non-electric And Parts	0	3 667	0	617 052
872 Medical Instruments And Appliances	0	799	0	92 853
122 Tobacco, Manufactured	0	1 641	0	77 896
LAINNYA	974	19 078	12 763	186 999
SUB TOTAL	974	144 125	12 763	7 434 576
MONTENEGRO				
845 Articles Of Apparel	0	20	0	700
842 Women's Coats/jacket, Not Knitted	0	9	0	328
743 Pumps, Compressors, Fans, Blowers, Centrifuges, And Parts	0	2	0	283
748 Transmission Shafts And Cranks	0	15	0	154
874 Measuring, Checking, Analysing, And Controlling Instrument And App	0	4	0	122
LAINNYA	2	3	71	78
SUB TOTAL	2	53	71	1 665

I.7. IM POR KOM ODITI TERTENTU M ENURUT NEGARA ASAL UTAM A
CERTAIN COM M ODITIES IM PORT BY M AIN COUNTRY OF ORIGIN
***** DESEM BER / DECEM BER 2014 *****

Komoditi <i>Commodity</i>	Negara Asal <i>Country of Origin</i>	Berat Bersih / <i>Net Weight (Kg)</i>		Nilai CIF / <i>CF Value (US\$)</i>	
		Bulan ini <i>Current month</i>	Kumulatif <i>Cum. Jan to date</i>	Bulan ini <i>Current month</i>	Kumulatif <i>Cum. Jan to date</i>
Beras					
	Thailand	141 398 500	366 203 525	70 196 947	175 387 445
	Viet Nam	70 199 700	306 418 075	32 812 716	143 536 034
	India	10 660 500	90 653 846	4 131 800	34 299 497
	Pakistan	5 974 000	61 715 000	2 239 040	23 909 265
	Myanmar	3 480 000	15 616 000	1 110 600	5 082 752
	Lainnya	708 676	3 557 295	2 046 422	5 963 464
	Subtotal	232 421 376	844 163 741	112 537 525	388 178 457
Jagung					
	Brazil	192 003 412	1 308 856 113	42 342 231	310 951 522
	India	7 935 985	1 100 174 792	2 199 080	278 841 597
	Argentina	127 193 100	723 338 374	28 904 374	180 845 866
	Amerika Serikat	158 025	96 530 941	231 489	26 951 154
	Thailand	21 305	10 634 855	355 323	8 393 542
	Lainnya	359 363	14 083 461	1 083 959	4 433 478
	Subtotal	327 671 190	3 253 618 536	75 116 456	810 417 159
Kedelai					
	Amerika Serikat	163 311 955	1 874 725 613	82 923 090	1 120 801 781
	Argentina	741 300	23 087 520	385 447	13 646 871
	Uruguay	0	22 450 055	0	13 490 269
	Kanada	379 480	22 003 448	213 003	13 196 030
	Malaysia	1 158 075	13 573 241	933 375	10 045 378
	Lainnya	306 000	9 971 343	390 520	5 742 662
	Subtotal	165 896 810	1 965 811 220	84 845 435	1 176 922 991
Biji Gandum dan Meslin					
	Australia	284 792 010	4 000 378 569	85 319 492	1 265 747 012
	Kanada	154 596 340	1 364 031 803	49 970 662	466 490 370
	Amerika Serikat	55 500 000	989 394 434	18 569 676	340 382 776
	India	311 330	358 195 366	90 285	110 179 489
	Ukraina	40 279 117	333 084 375	9 532 198	90 732 934
	Lainnya	22 334 290	387 513 039	6 462 226	113 729 577
	Subtotal	557 813 087	7 432 597 586	169 944 539	2 387 262 158
Tepung Terigu					
	Turki	3 372 000	78 309 414	1 143 152	25 728 008
	India	3 495 500	46 293 509	1 278 872	17 048 328
	Srilanka	430 000	37 133 000	176 300	15 842 460
	Ukraina	966 000	13 471 050	367 080	5 049 930
	Malaysia	0	8 207 830	0	3 998 450
	Lainnya	1 460 311	14 052 735	714 546	6 691 363
	Subtotal	9 723 811	197 467 538	3 679 950	74 358 539
Gula Pasir					
	Thailand	0	10 375 000	0	5 273 175
	Jerman	1 450	2 950	6 599	13 835
	Singapura	0	557	0	4 692
	Amerika Serikat	0	45	0	1 815
	Australia	0	63	0	209
	Lainnya	0	25	0	37
	Subtotal	1 450	10 378 640	6 599	5 293 763

I.7. IM POR KOM ODITI TERTENTU M ENURUT NEGARA ASAL UTAM A
CERTAIN COM M ODITIES IM PORT BY M AIN COUNTRY OF ORIGIN
***** DESEM BER / DECEM BER 2014 *****

Komoditi <i>Commodity</i>	Negara Asal <i>Country of Origin</i>	Berat Bersih / <i>Net Weight (Kg)</i>		Nilai CIF / <i>CF Value (US\$)</i>	
		Bulan ini <i>Current month</i>	Kumulatif <i>Cum. Jan to date</i>	Bulan ini <i>Current month</i>	Kumulatif <i>Cum. Jan to date</i>
Gula Tebu					
	Thailand	54 087 000	1 485 476 228	23 305 754	656 151 091
	Australia	0	882 787 690	0	392 703 833
	Brazil	30 160 000	427 492 277	12 993 531	197 214 190
	Afrika Selatan	0	82 560 000	0	36 117 068
	Korea Selatan	0	4 995	0	6 584
	Lainnya	0	0	0	0
	Subtotal	84 247 000	2 878 321 190	36 299 285	1 282 192 766
Daging Jenis Lembu					
	Australia	7 286 549	78 409 643	28 507 820	319 634 342
	Selandia Baru	1 364 543	20 433 684	4 892 861	85 935 215
	Amerika Serikat	577 446	6 015 600	3 706 845	26 598 678
	Singapura	0	47 176	0	176 489
	Perancis	0	24 994	0	141 583
	Lainnya	1 312	1 312	61 242	61 242
	Subtotal	9 229 850	104 932 409	37 168 768	432 547 549
Jenis Lembu					
	Australia	26 544 376	246 834 352	76 135 328	682 097 525
	Inggris	0	800	0	27 011
	Amerika Serikat	0	14	0	4 574
	Jerman	0	61	0	927
	Lainnya	0	0	0	0
	Subtotal	26 544 376	246 835 227	76 135 328	682 130 037
Daging Ayam					
	Belgia	0	100	0	1 684
	Lainnya	0	0	0	0
	Subtotal	0	100	0	1 684
Garam					
	Australia	230 918 000	2 004 025 008	10 240 104	90 747 519
	India	0	235 736 169	0	9 848 217
	Tiongkok	39	24 471 771	200	2 025 777
	Selandia Baru	436 000	2 188 000	176 344	873 064
	Jerman	58 379	340 583	35 173	393 424
	Lainnya	208 415	1 399 159	64 949	458 351
	Subtotal	231 620 833	2 268 160 690	10 516 770	104 346 352
Mentega					
	Selandia Baru	1 111 602	15 883 547	4 161 088	71 523 638
	Belgia	325 941	2 637 054	1 830 331	16 201 265
	Perancis	113 993	909 293	736 675	6 290 916
	Belanda	293 830	1 849 832	432 437	5 242 519
	Australia	57 900	656 675	248 250	3 031 214
	Lainnya	23 560	512 099	117 800	2 632 579
	Subtotal	1 926 826	22 448 500	7 526 581	104 922 131
Minyak Goreng					
	Malaysia	1 158 081	18 552 494	1 309 915	21 650 168
	Thailand	268 680	1 837 690	298 663	2 280 403
	Australia	253 660	1 725 438	308 518	2 213 155

I.7. IM POR KOM ODITI TERTENTU M ENURUT NEGARA ASAL UTAM A
CERTAIN COM M ODITIES IM PORT BY M AIN COUNTRY OF ORIGIN
***** DESEM BER / DECEM BER 2014 *****

Komoditi <i>Commodity</i>	Negara Asal <i>Country of Origin</i>	Berat Bersih / <i>Net Weight (Kg)</i>		Nilai CIF / <i>CF Value (US\$)</i>	
		Bulan ini <i>Current month</i>	Kumulatif <i>Cum. Jan to date</i>	Bulan ini <i>Current month</i>	Kumulatif <i>Cum. Jan to date</i>
	Singapura	180 497	1 490 963	228 835	2 115 775
	Amerika Serikat	19 051	339 472	24 000	688 154
	Lainnya	85 155	813 119	116 277	1 058 630
	Subtotal	1 965 124	24 759 176	2 286 208	30 006 285
Susu					
	Selandia Baru	5 864 443	58 964 267	19 011 241	264 362 482
	Amerika Serikat	5 972 225	47 131 797	21 803 577	201 096 629
	Australia	3 514 780	37 191 821	14 263 952	173 450 699
	Perancis	958 980	19 591 636	3 222 077	80 664 783
	Belgia	466 000	12 391 000	1 631 963	53 092 898
	Lainnya	3 061 413	33 760 557	6 749 726	138 343 641
	Subtotal	19 837 841	209 031 078	66 682 536	911 011 132
Bawang Merah					
	India	8 460 400	41 301 978	2 717 730	12 271 918
	Thailand	0	20 512 146	0	9 716 059
	Viet Nam	0	11 165 900	0	5 373 519
	Philipina	0	1 923 105	0	947 028
	Lainnya	0	0	0	0
	Subtotal	8 460 400	74 903 129	2 717 730	28 308 524
Bawang Putih					
	Tiongkok	40 261 930	488 799 207	28 340 959	348 568 265
	Taiwan	0	1 958 000	0	782 519
	Viet Nam	0	290 000	0	203 000
	Singapura	0	55 883	0	23 992
	Lainnya	0	0	0	0
	Subtotal	40 261 930	491 103 090	28 340 959	349 577 776
Kelapa					
	Thailand	69 156	631 706	68 104	557 666
	Philipina	0	134 819	0	489 444
	Malaysia	0	13 764	0	17 484
	Lainnya	0	0	0	0
	Subtotal	69 156	780 289	68 104	1 064 594
Kelapa Sawit					
	Malaysia	498	2 828	278 492	795 356
	Papua Nugini	0	880	0	126 000
	Lainnya	0	0	0	0
	Subtotal	498	3 708	278 492	921 356
Lada					
	Viet Nam	125 000	5 616 924	1 192 750	45 530 878
	Malaysia	0	195 920	0	1 780 644
	Singapura	0	114 016	0	811 238
	Brazil	0	72 452	0	499 894
	Belanda	840	9 831	7 179	102 698
	Lainnya	321	19 807	3 370	185 206
	Subtotal	126 161	6 028 950	1 203 299	48 910 558

I.7. IM POR KOM ODITI TERTENTU M ENURUT NEGARA ASAL UTAM A
CERTAIN COM M ODITIES IM PORT BY M AIN COUNTRY OF ORIGIN
***** DESEM BER / DECEM BER 2014 *****

Komoditi Commodity	Negara Asal Country of Origin	Berat Bersih / Net Weight (Kg)		Nilai CIF / CIF Value (US\$)	
		Bulan ini Current month	Kumulatif Cum. Jan to date	Bulan ini Current month	Kumulatif Cum. Jan to date
Kentang					
	Australia	0	11 862 603	0	7 819 028
	Mesir	0	8 020 000	0	4 486 200
	Kanada	0	5 992 000	0	3 627 000
	Jerman	5 350 650	6 606 325	2 188 503	2 722 198
	Amerika Serikat	1 728 290	5 263 950	905 693	2 674 417
	Lainnya	80 500	4 401 068	24 645	2 495 205
	Subtotal	7 159 440	42 145 946	3 118 841	23 824 048
Teh					
	Viet Nam	528 825	5 800 225	528 256	6 260 429
	Kenya	294 263	2 227 453	735 796	5 358 550
	Srilanka	79 385	449 308	438 136	2 902 589
	India	99 795	1 535 500	178 768	2 592 168
	Iran	11 000	3 039 580	15 950	2 289 050
	Lainnya	204 397	1 610 247	605 030	5 027 455
	Subtotal	1 217 665	14 662 313	2 501 936	24 430 241
Kopi					
	Viet Nam	19 170	15 202 770	47 841	31 541 009
	Brazil	115 200	1 713 216	462 512	6 335 778
	Italia	4 200	105 613	50 739	1 921 536
	Indonesia	18 000	958 522	135 995	1 909 026
	Malaysia	13 410	177 464	135 205	1 613 331
	Lainnya	91 831	953 232	199 369	3 447 104
	Subtotal	261 811	19 110 817	1 031 661	46 767 784
Kakao					
	Pantai Gading	10 601 387	60 069 043	34 883 102	192 494 476
	Ekuador	700 902	11 009 435	2 233 126	33 706 899
	Ghana	0	9 115 062	0	27 916 094
	Papua Nugini	1 165 000	8 586 610	3 866 385	26 621 939
	Kamerun	1 211 184	6 355 787	3 964 401	18 612 045
	Lainnya	461 364	14 273 623	1 508 128	42 085 958
	Subtotal	14 139 837	109 409 560	46 455 142	341 437 411
Cabe (segar dingin)					
	India	13 228	13 228	30 012	30 012
	Viet Nam	0	14 707	0	24 936
	Tiongkok	1 565	1 565	1 696	1 696
	Lainnya	0	0	0	0
	Subtotal	14 793	29 500	31 708	56 644
Cabe (kering-tumbuk)					
	India	1 694 640	18 013 217	2 067 990	21 572 642
	Tiongkok	281 781	3 333 981	391 515	4 233 211
	Thailand	2 000	26 265	21 386	303 380
	Korea Selatan	0	196 586	0	167 126
	Malaysia	36 081	162 243	31 352	155 094
	Lainnya	27 267	340 391	70 964	861 569
	Subtotal	2 041 769	22 072 683	2 583 207	27 293 022

I.7. IM POR KOM ODITI TERTENTU M ENURUT NEGARA ASAL UTAM A
CERTAIN COM M ODITIES IM PORT BY M AIN COUNTRY OF ORIGIN
***** DESEM BER / DECEM BER 2014 *****

Komoditi <i>Commodity</i>	Negara Asal <i>Country of Origin</i>	Berat Bersih / <i>Net Weight (Kg)</i>		Nilai CIF / <i>CIF Value (US\$)</i>	
		Bulan ini <i>Current month</i>	Kumulatif <i>Cum. Jan to date</i>	Bulan ini <i>Current month</i>	Kumulatif <i>Cum. Jan to date</i>
Cabe (awet sementara)					
	Thailand	184 000	3 090 048	193 200	3 079 499
	Tiongkok	176 691	1 649 312	213 759	1 982 317
	Malaysia	17 600	371 360	31 064	672 606
	Viet Nam	0	15 360	0	22 464
	Lainnya	0	0	0	0
	Subtotal	378 291	5 126 080	438 023	5 756 886
Tembakau					
	Tiongkok	2 035 525	46 216 770	11 367 768	246 812 445
	Brazil	116 931	8 797 560	807 772	52 368 036
	Turki	171 955	5 990 183	1 340 249	47 976 664
	Amerika Serikat	456 342	5 323 916	4 181 894	44 825 482
	Zimbabwe	584 130	4 236 790	4 461 657	26 572 609
	Lainnya	833 933	25 166 749	6 568 864	151 220 336
	Subtotal	4 198 816	95 731 968	28 728 204	569 775 572
	Subtotal	7 482 056	91 533 152	44 996 732	541 047 368

K1. IMPOR KAWASAN BERIKAT / BOUND ZONE IMPORT
MENURUT GOLONGAN BARANG 2 DIJIT HS / BY COMMODITY 2 DIGITS HS
***** DESEMBER / DECEMBER 2014 *****

HS Uraian Golongan Barang	Berat Bersih / Net Weight (Kg)		Nilai CIF / CIF Value (US\$)	
	Bulan ini Current month	Kumulatif Cum. Jan to date	Bulan ini Current month	Kumulatif Cum. Jan to date
02 Meat and edible meat offal	101	6 072	2 615	60 696
03 Fish and crustaceans	1 024 173	20 133 441	4 990 377	92 704 774
04 Dairy products, bird's eggs, natural honey	529 443	4 416 764	1 495 263	20 823 333
05 Products of animal origin	17 133	929 505	918 501	57 696 267
06 Live trees and other plants	0	7 037	0	205 984
07 Edible vegetables and certain roots and tubers	1 092	1 850	11 053	16 524
08 Edible fruits and nuts	15 695	68 479	99 358	290 713
09 Coffee, tea, mate, and spices	282 534	5 502 919	387 924	11 337 770
10 Cereals	71 739 330	442 785 625	21 049 516	130 925 796
11 Products of the milling industry; malt, starches	16 264 782	73 785 108	6 841 591	31 789 242
12 Oil seeds and oleaginous fruits; grains, seed, and fruits	146 362	1 428 909	360 772	3 571 125
13 Lac; gums; resins and other vegetable saps and extracts	781	41 727	7 348	352 520
14 Vegetable plaiting materials; vegetable products	462	6 491	11 218	40 698
15 Animal or vegetable oils/fats and their cleavage products	489 988	7 642 906	652 646	11 082 349
16 Preparations of meat/fish/crustaceans/molluscs or other aquatic inverte	130 361	1 574 069	543 056	7 813 176
17 Sugar and sugar confectionery	92 247 438	2 420 059 053	38 004 276	1 073 351 602
18 Cocoa and cocoa preparations	4 830	69 293	121 570	1 499 086
19 Preparations of cereals, flour, starch or milk; pastrycooks' products	151 714	1 323 091	297 887	3 427 178
20 Preparations of vegetables, fruits, nuts or other part of plants	5 205	298 310	17 317	782 160
21 Miscellaneous edible preparations	38 935	459 005	378 249	2 337 928
22 Beverages, spirit, and vinegar	330 314	1 789 017	3 060 102	13 989 276
23 Residues and waste from the food industries	20 039	202 029	44 998	459 492
24 Tobacco and manufactured tobacco substitutes	2 354 096	17 581 721	18 279 430	142 211 195
25 Salts; sulphur; earths and stone; plastering materials, lime and cemen	10 844 804	154 666 261	5 463 494	56 902 690
26 Ores, slag, and ash	921	1 600 821	191 423	3 101 223
27 Mineral fuels, mineral oils and products of their distillation	946 867	86 472 524	1 176 516	116 673 957
28 Inorganic chemicals	10 833 554	173 343 149	15 474 420	222 711 188
29 Organic chemicals	17 961 774	402 524 752	28 032 180	347 094 230
30 Pharmaceutical products	8 557	75 306	108 150	628 020
31 Fertilizers	125 000	5 664 465	36 557	3 356 726
32 Tanning or dyeing extracts	3 053 005	52 070 601	15 020 014	179 250 525
33 Essential oils and resinoids; perfumery, cosmetic or toilet preparatio	52 417	754 611	1 119 749	19 696 932
34 Soap, organic surfasce-active agents, washing, and lubricating prepara	1 289 875	16 007 166	4 469 424	54 904 201
35 Albuminoidal substances; modified starches; glues; enzymes	482 758	9 576 688	2 447 249	42 257 293
36 Explosives; pyrotechnic products; matches; certain combustible prepara	0	182 361	0	5 701 172
37 Photographic and cinematographic goods	94 895	1 337 250	294 213	4 923 084
38 Miscellaneous chemical products	3 076 672	43 870 532	14 821 629	205 822 729
39 Plastics and articles thereof	52 769 557	631 324 556	113 339 597	1 462 215 209
40 Rubber and articles thereof	12 014 689	144 380 726	30 204 631	379 506 754
41 Raw hides, skins, and leather	2 332 119	31 212 350	29 602 082	391 578 094
42 Articles of leather; saddlery and harness; travel goods and similar co	57 862	458 020	933 841	10 158 628
43 Furskins and artificial fur; manufactures thereof	44	39 695	570	7 905 976
44 Wood and articles of wood; wood charcoal	8 059 006	119 066 910	5 926 345	90 092 260
45 Cork and articles of cork	13 913	121 803	96 633	1 037 086
46 Manufactured of straw or other plaiting materials; basketware and wick	203 507	750 952	131 905	597 162
47 Pulp of wood or of other fibrous cellulosic material; recovered paper/p	30 400 762	342 872 567	25 862 652	300 430 302
48 Paper and paperboard; articles of paper pulp or of paper/paperboard	8 332 904	112 363 129	23 869 595	322 654 229
49 Printed books, newspapers, pictures, and other products of printing in	81 942	831 134	1 645 247	22 379 411
50 Silk	2 239	14 587	65 048	538 432
51 Wool, fine or coarse animal hair; horse hair yarn, woven fabrics of pa	417 345	4 500 788	10 879 265	113 466 152
52 Cotton	19 890 627	199 569 091	101 409 842	1 147 250 768
53 Other vegetable textile fibres; paper yarns and woven fabrics of paper	186 060	2 169 245	2 267 545	11 128 183
54 Man-made filaments	8 555 499	92 375 213	85 172 120	853 515 078
55 Man-made staple fibres	24 792 727	219 653 301	75 063 071	790 897 030
56 Wadding, felt, and non-wovens	2 092 666	23 355 746	14 972 616	185 341 162
57 Carpets and other textile floor coverings	24 215	542 486	174 154	4 028 338
58 Special woven fabrics; tufted textile fabrics; lace; tapestrips; embro	1 439 821	16 467 473	22 371 210	259 710 077
59 Impregnated, coated, covered or laminated textile fabrics	2 569 683	32 667 989	24 509 607	294 772 660
60 Knitted or crocheted fabrics	11 929 977	130 284 848	118 181 200	1 218 612 306
61 Articles of apparel and clothing accessories, knitted or crocheted	310 504	2 422 402	3 389 287	29 319 524
62 Articles of apparel and clothing accessories, not knitted or crocheted	289 925	3 060 775	6 033 017	53 703 542
63 Other made up textile articles; sets; worn clothing and worn textile a	140 395	1 278 888	1 180 316	12 683 934
64 Footwear, gaiters and the like; parts of such articles	1 143 910	11 584 700	14 512 830	145 626 583
65 Headgear and parts thereof	20 899	210 513	247 261	2 923 781
66 Umbrellas, walking sticks, seat-sticks, whips, riding crops and parts	0	2 367	0	44 236
67 Prepared feathers and articles; artificial flowers; articles of human	8 816	100 966	877 211	11 385 827
68 Articles of stone, plaster, cement, asbestos, mica or similar material	245 279	5 225 840	2 288 061	24 978 968
69 Ceramic products	1 065 394	8 797 410	1 052 476	10 922 201
70 Glass and glassware	289 483	51 286 826	1 251 980	67 687 326
71 Natural and cultured pearls, precious/semi precious stones, and precio	51 596	397 579	3 549 031	44 359 024

K1. IMPOR KAWASAN BERIKAT / BOUND ZONE IMPORT
MENURUT GOLONGAN BARANG 2 DIJIT HS / BY COMMODITY 2 DIGITS HS
***** DESEMBER / DECEMBER 2014 *****

HS Uraian Golongan Barang	Berat Bersih / Net Weight (Kg)		Nilai CIF / CIF Value (US\$)	
	Bulan ini Current month	Kumulatif Cum. Jan to date	Bulan ini Current month	Kumulatif Cum. Jan to date
72 Iron and steel	119 208 302	1 305 446 115	70 922 276	907 675 002
73 Articles of iron and steel	8 377 216	123 565 466	29 789 352	421 075 073
74 Cooper and articles thereof	7 571 133	108 006 348	54 695 029	795 070 982
75 Nickel and articles thereof	11 150	189 573	288 156	4 647 791
76 Aluminium and articles thereof	4 991 908	62 029 892	17 505 083	209 268 187
78 Lead and articles thereof	388 253	4 829 027	953 466	13 230 534
79 Zinc and articles thereof	548 841	7 081 613	1 494 704	18 128 713
80 Tin and articles thereof	27 381	634 994	731 830	10 710 830
81 Other base metal; cermets; and articles thereof	54 687	1 052 935	8 906 513	88 751 502
82 Tools, implements, cutlery, spoon and forks, of base metal and parts t	252 031	1 894 696	5 853 498	37 599 840
83 Miscellaneous articles of base metal	1 067 781	14 762 701	8 243 352	106 760 032
84 Nuclear reactors, boilers, machinery and mechanical appliances; parts	17 650 683	194 282 868	212 940 358	2 319 395 896
85 Electrical machinery and equipments; sound recorders/reproducers, visu	11 549 478	142 110 216	295 641 333	3 963 085 721
86 Railway and tramway locomotive, mechanical traffic, and all kinds	2 112	100 826	10 401	815 364
87 Vehicles other than railway/tramway, and parts and accessories thereof	8 462 466	91 019 436	58 662 935	593 927 235
88 Aircraft and its components	6 022	398 733	4 228 612	93 319 888
89 Ships, boat, and floating structures	286 061	1 821 922	11 465	2 489 455
90 Optical, photographic, cinematographic, measuring, checking, medical i	573 541	5 937 184	13 636 851	182 977 367
91 Clocks and watches and parts thereof	3 577	125 758	278 101	2 946 498
92 Musical instruments; parts and accessories of such articles	745 553	10 130 795	10 251 069	123 932 710
93 Arms and ammunition; parts and accessories thereof	32 985	36 350	3 871 218	4 020 536
94 Furnitures, bedding, mattress supports, cushions and stuffed furnishin	117 776	4 091 955	1 240 736	21 589 561
95 Toys, games and sports requisiters; parts and accessories thereof	24 990	427 106	337 225	8 664 374
96 Miscellaneous manufactured articles	648 491	8 925 305	11 196 122	155 084 186
97 Works of arts, collectors' piece and antiques	776	11 963	15 295	220 949
98 Vehicles and their components	1 593	2 343 107	35 479	58 172 091
TOTAL IMPORT	606 904 059	8 228 906 667	1 719 030 790	21 284 803 414

K2. IMPOR KAWASAN BERIKAT / BOUND ZONE IMPORT
MENURUT GOLONGAN BARANG SITC / BY SITC COMMODITY GROUP
***** DESEMBER / DECEMBER 2014 *****

SITC Uraian Golongan Barang <i>Group Description</i>	Berat Bersih / <i>Net Weight (Kg)</i>		Nilai CIF / <i>CIF Value (US\$)</i>	
	Bulan ini <i>Current month</i>	Kumulatif <i>Cum. Jan to date</i>	Bulan ini <i>Current month</i>	Kumulatif <i>Cum. Jan to date</i>
A. By Commodity 1 Dijit SITC				
0 Food and Live Animals	166 433 894	2 898 053 964	67 509 678	1 346 488 088
1 Beverages and Tobacco	2 681 407	19 358 052	21 328 541	156 146 277
2 Crude Materials, Inedible	152 929 134	1 653 422 983	144 753 582	1 638 692 279
3 Mineral Fuels, Lubricants, etc.	946 867	86 471 728	1 176 516	116 668 031
4 Animal & Vegetable Oils/ Fats	489 988	7 633 965	652 646	11 002 289
5 Chemicals	101 462 266	1 358 690 320	179 459 988	2 298 465 371
6 Manufactured Goods	135 133 407	1 669 337 116	630 807 673	7 497 605 463
7 Machinery and Transportation Equipments	38 050 408	433 737 303	570 639 971	7 012 780 355
8 Miscellaneous Manufactured Articles	8 776 530	102 199 422	100 880 413	1 189 972 703
9 Special Commodities and Transaction	158	1 814	1 821 782	16 982 558
B. By Commodity 2 Dijit SITC				
01 Meat and meat preparations	18 201	127 817	21 557	290 783
02 Dairy product and eggs	529 444	4 420 008	1 495 411	20 857 436
03 Fish, crustaceans, molluscs and their preparations	1 136 434	21 585 765	5 514 491	100 287 863
04 Cereals and cereal preparations	72 087 309	444 614 125	21 325 373	133 555 811
05 Fruits and vegetables	21 992	250 402	127 728	1 020 301
06 Sugar, sugar preparations, and honey	92 247 438	2 420 059 181	38 004 276	1 073 352 515
07 Coffee, tea, cocoa, and spices	291 197	5 580 510	516 822	12 872 673
08 Feeding stuff for animals	20 039	202 029	44 998	459 492
09 Miscellaneous food preparations	81 840	1 214 127	459 022	3 791 214
11 Beverages	327 311	1 776 331	3 049 111	13 935 082
12 Tobacco and tobacco manufactured	2 354 096	17 581 721	18 279 430	142 211 195
21 Hides, skins and furskins	107	4 653	4 330	1 040 778
22 Oil seeds, nuts, and kernels	0	9 065	0	16 119
23 Crude rubber	10 764 159	130 413 186	20 928 076	273 417 089
24 Wood, lumber, and cork	1 834 199	43 460 009	1 659 285	35 140 783
25 Pulp and waste paper	30 400 762	342 872 567	25 862 652	300 430 302
26 Textile fibres and their waste	33 234 086	284 284 183	66 459 690	636 848 673
27 Crude fertilizers and crude minerals	10 921 325	141 497 363	5 509 337	55 930 581
28 Metalliferous ores and metal scraps	65 609 758	708 547 356	23 032 373	274 121 909
29 Crude animals and vegetable materials, nes	164 738	2 334 601	1 297 839	61 746 045
32 Coal, coke, and briquettes	504 000	2 602 765	122 976	699 814
33 Petroleum and petroleum products	431 363	83 270 031	1 029 984	114 079 478
34 Gas; natural and manufactured	11 504	598 932	23 556	1 888 739
41 Animal oils and fats	0	10	0	99
42 Fixed vegetable oils/fats	489 613	7 138 163	649 651	10 028 578
43 Animal vegetable oils/fats	375	495 792	2 995	973 612
51 Organic chemicals	17 964 768	403 749 290	26 695 972	337 402 873
52 Inorganic chemicals	10 640 595	171 592 310	15 259 595	221 137 951
53 Dyeing, tanning, and colouring materials	3 113 488	53 238 831	14 787 712	179 929 139
54 Medical and pharmaceutical products	63 882	652 315	1 575 647	13 892 708
55 Essential oils and perfumery materials	521 455	7 387 229	2 726 336	42 859 406
56 Manufactured fertilizers	0	4 518 630	0	2 962 874
57 Plastics in primary forms	45 414 910	539 006 831	72 992 186	946 638 912
58 Plastics in non-primary forms	3 671 982	48 216 235	19 044 473	247 784 659
59 Chemical materials and its products, nes	20 071 186	130 328 649	26 378 067	305 856 849
61 Leather, leather med, nes	2 340 641	31 324 918	29 727 741	394 745 092
62 Rubber manufactured, nes	1 228 840	13 501 858	9 075 721	103 281 509
63 Wood and cork manufactured	6 238 720	75 728 704	4 363 693	55 988 563
64 Paper, paperboard, and manufactured thereof	7 832 946	106 764 587	15 564 360	223 459 191
65 Textile yarns, fabrics, and their products	38 810 873	438 755 644	389 819 822	4 255 586 741
66 Non metallic minerals manufactured	1 822 478	81 459 280	4 702 481	107 443 648
67 Iron and steel	58 576 953	686 757 457	61 542 865	875 473 753
68 Non ferrous metals	12 993 750	175 820 132	81 499 728	1 104 075 585
69 Manufactured of metal, nes	5 288 206	59 224 536	34 511 262	377 551 381
71 Power generating machine and equipments	2 147 974	25 414 777	18 414 966	219 126 471
72 Machinery specialized for particular industry	8 097 493	69 075 352	117 444 270	1 117 185 414
73 Metalworking machinery	922 499	10 917 153	13 744 174	170 516 498
74 General industrial machinery and equipments	7 909 780	100 482 228	63 465 232	760 169 251
75 Office machinery and automatic data processing	302 451	4 326 151	12 314 872	183 676 905
76 Telecommunication and reproducers apparatus	3 015 806	45 004 721	82 237 076	1 225 735 775
77 Electrical machinery and apparatus	6 898 015	83 128 137	200 085 925	2 601 591 675
78 Road vehicles	8 464 177	93 152 252	58 692 450	638 598 124
79 Other transportation equipments	292 213	2 236 532	4 241 006	96 180 242
81 Sanitary, plumbing, and fittings	153 953	3 903 379	1 092 502	17 232 779

K2. IM POR KAWASAN BERIKAT / BOUND ZONE IMPORT
MENURUT GOLONGAN BARANG SITC / BY SITC COMMODITY GROUP
***** DESEMBER / DECEMBER 2014 *****

SITC Uraian Golongan Barang <i>Group Description</i>	Berat Bersih / <i>Net Weight (Kg)</i>		Nilai CIF / <i>CIF Value (US\$)</i>	
	Bulan ini <i>Current month</i>	Kumulatif <i>Cum. Jan to date</i>	Bulan ini <i>Current month</i>	Kumulatif <i>Cum. Jan to date</i>
82 Furniture	49 194	697 527	296 725	5 536 622
83 Traveling goods	21 099	235 767	438 345	5 008 917
84 Clothing	957 920	9 372 747	12 660 879	128 223 550
85 Footwear	1 143 910	11 584 700	14 512 830	145 626 583
87 Professional, scientific, and contractor instruments	453 326	4 286 247	8 995 416	116 771 577
88 Photographic apparatus, equipments and optics	218 650	3 103 167	5 172 925	72 630 556
89 Miscellaneous manufactured articles	5 778 478	69 015 888	57 710 791	698 942 119
96 Coin; not being legal tender	0	115	0	3 648
97 Gold; non monetary	158	1 699	1 821 782	16 978 910
C. By Commodity 3 Digit SITC				
011 Meat Of Bovine Animals Fresh, Chilled Or Frozen	0	8	0	200
012 Other Meat, Other Edible Meat Offal, Fresh, Chilled Or Frozen	0	4 475	0	25 650
016 Meat And Edible Meat Offal, Salted, Dried, Edible Flour Of Meat	101	1 589	2 615	34 846
017 Meat And Edible Meat Offal, Prepared Or Preserved	18 100	121 745	18 942	230 087
022 Milk, Cream, And Milk Products Other Than Butter Or Cheese	529 414	4 413 741	1 494 466	20 769 982
024 Cheese And Curds	29	2 931	797	52 724
025 Eggs, Birds, And Egg Yolks; Fresh, Dried Or Otherwise Preserved	1	3 336	148	34 730
034 Fish, Fresh, Chilled Or Frozen	661 558	13 899 674	2 394 114	39 857 040
035 Fish, Dried Salted Or In Brine; Smoked Fish	6 550	14 543	12 084	53 614
036 Crustaceans, Molluscs, And Aquatic Invertebrates	356 065	6 219 224	2 584 179	52 794 120
037 Fish, Crustaceans, Molluscs, And Other Aquatic Invertebrates; Pr	112 261	1 452 324	524 114	7 583 089
041 Wheat And Meslin, Unmilled	71 739 330	442 785 576	21 049 516	130 925 655
044 Maize, Unmilled	0	49	0	141
046 Meal And Flour Of Wheat And Flour Of Meslin	0	299	0	465
047 Other Cereal Meals And Flours	240 000	1 058 670	55 080	384 592
048 Cereal Preparations And Preparations Of Flours/ Starchs Of Fruit	107 979	769 531	220 777	2 244 958
054 Vegetables, Fresh, Chilled, Frozen Or Simply Preserved	1 000	71 626	10 200	118 907
056 Vegetables, Roots And Tubers, Prepared Or Preserved Nes	92	5 926	853	24 944
057 Fruit And Nut; Fresh Or Dried	15 695	61 149	99 358	252 603
058 Fruits, Preserved And Preparations	550	37 599	11 256	387 326
059 Fruit And Vegetable Juices	4 655	74 102	6 061	236 521
061 Sugar, Molasses, And Honey	92 247 323	2 420 055 179	38 001 995	1 073 272 854
062 Sugar Confectionery	115	4 002	2 281	79 661
071 Coffee And Coffee Substitutes	3 851	8 977	8 192	49 498
072 Cocoa	0	1 751	0	15 690
073 Chocolate And Other Food Preparations Containing Cocoa	4 830	67 542	121 570	1 483 396
074 Tea And Mate	277 196	4 693 600	332 463	5 386 865
075 Spices	5 320	808 640	54 597	5 937 224
081 Feeding Stuff For Animals	20 039	202 029	44 998	459 492
091 Margarine And Shortening	0	8 938	0	79 571
098 Edible Products And Preparations	81 840	1 205 189	459 022	3 711 643
111 Non-Alcoholic Beverages, Nes	10 636	157 770	7 695	173 230
112 Alcoholic Beverages	316 675	1 618 561	3 041 416	13 761 852
121 Tobacco, Unmanufactured And Refused	2 326 653	16 702 778	17 766 059	123 801 322
122 Tobacco, Manufactured	27 443	878 943	513 371	18 409 873
211 Hides And Skins, Raw	107	1 862	4 330	86 031
212 Furskins, Raw	0	2 791	0	954 747
222 Oil Seeds Use For Extraction Of soft Fixed Vegetable Oils	0	20	0	1 548
223 Oil Seeds Use For Extraction Of Other Fixed Vegetable Oils	0	9 045	0	14 571
231 Natural Rubber Latex; Natural Rubber And Similar Natural Gums	1 876 709	19 764 638	2 690 016	35 888 020
232 Synthetic Rubber Latex, Synthetic/ Reclaimed Rubber	8 887 450	110 648 548	18 238 060	237 529 069
244 Cork, Natural, Raw And Waste	2 825	14 519	12 712	96 382
245 Fuel Wood And Wood Charcoal	2 000	11 012	1 667	10 391
246 Wood In Chips Or Particles And Waste	3	13 264 636	8	3 955 958
247 Wood In The Rough Or Roughly Squared	191 865	1 171 201	30 652	526 798
248 Wood, Simply Worked And Railway Sleeper Of Wood	1 637 506	28 998 641	1 614 246	30 551 254
251 Pulp And Waste Paper	30 400 762	342 872 567	25 862 652	300 430 302
261 Silk	0	98	0	7 896
263 Cotton	11 706 741	103 465 460	21 739 864	214 322 798
264 Jute And Other Textile Bast Fibres	39 602	1 145 623	49 134	1 375 105
265 Vegetable Textile Fibres, Raw Or Processed; Waste Of These Fibre	20 171	60 349	116 992	381 236
266 Synthetic Fibres Suitable For Spinning	9 795 330	98 569 539	22 571 440	251 686 007
267 Other Man-Made Fibres Suitable For Spinning And Waste	11 594 428	80 249 331	21 499 755	160 433 568
268 Wool And Other Animal Hair	76 192	790 485	472 652	8 627 899
269 Old Clothing And Other Old Textile Articles; Rags	1 622	3 298	9 853	14 164
272 Fertilizers, Crude	173 400	1 994 835	88 507	1 368 803

K2. IM POR KAWASAN BERIKAT / BOUND ZONE IMPORT
MENURUT GOLONGAN BARANG SITC / BY SITC COMMODITY GROUP
***** DESEMBER / DECEMBER 2014 *****

SITC Uraian Golongan Barang <i>Group Description</i>	Berat Bersih / <i>Net Weight (Kg)</i>		Nilai CIF / <i>CIF Value (US\$)</i>	
	Bulan ini <i>Current month</i>	Kumulatif <i>Cum. Jan to date</i>	Bulan ini <i>Current month</i>	Kumulatif <i>Cum. Jan to date</i>
273 Stone, Sand And Gravel	1 964 518	13 061 054	519 178	3 626 799
274 Sulphur And Unroasted Iron Pyrites	5 636 556	89 042 328	1 011 978	18 326 860
277 Natural Abrasives	12 534	1 473 133	99 259	1 828 698
278 Other Crude Minerals	3 134 317	35 926 013	3 790 415	30 779 421
281 Iron Ore And Concentrates	0	4 019	0	5 211
282 Waste And Scrap Metal Of Iron/Steel	65 340 888	704 063 670	22 552 614	266 485 446
283 Copper Ores And Concentrates	0	21	0	415
284 Nickel Ores And Concentrates	0	1	0	1
285 Aluminium Ores And Concentrates	192 778	2 130 454	211 656	1 824 011
287 Ores And Concentrates Of Basemetals	518	1 193 675	22 075	2 362 571
288 Non-Ferrous Base Metal Waste And Scraps	75 334	1 154 331	78 028	2 999 862
289 Ores And Concentrates Of Precious Metals; Waste,Scraps	240	1 185	168 000	444 392
291 Crude Animal Materials	17 133	929 505	918 501	57 696 267
292 Crude Vegetable Materials	147 605	1 405 096	379 338	4 049 778
325 Coke And Semi Coke Of Coal/Lignite/Peat	504 000	2 602 765	122 976	699 814
334 Petroleum Products, Refined	226 275	81 198 667	677 963	110 270 480
335 Residual Petroleum Products, And Related Materials	205 088	2 071 364	352 021	3 808 998
342 Liquefied Propane And Butane	0	972	0	2 514
343 Natural Gas, Liquefied Or Not	0	148	0	749
344 Petroleum Gases And Other Gas	11 504	597 808	23 556	1 882 876
345 Coal Gas, Water Gas And Smilar Gas	0	4	0	2 600
411 Animal Oils And Fats	0	10	0	99
421 Fixed Vegetable Fats And Oils Soft,Crude,Refined Or Fractioned	489 588	6 762 088	649 384	8 934 485
422 Fixed Vegetable Fats And Oils Solid,Crude,Refined Or Fractioned	25	376 075	267	1 094 093
431 Animal And Vegetable Oil; Fat Processed And Their Wax	375	495 792	2 995	973 612
511 Hydrocarbon And Their Halogenated, Nitrated Derivatives	8 237 072	62 590 363	9 160 485	83 741 551
512 Alcohols,Phenols,Phenol-Alcohols And Their Halogenated	4 100 856	272 608 497	2 707 756	82 442 544
513 Carboxylic Acids,And Their Anhydrides,Halides,Peroxides	1 989 477	26 320 602	3 852 474	55 614 527
514 Nitrogen-Function Compounds	1 707 043	24 516 628	4 746 096	62 245 917
515 Organo-Inorganic And Heterocyclic Compounds	1 508 610	11 591 750	5 011 334	35 616 230
516 Other Organic Chemicals	421 710	6 121 450	1 217 827	17 742 104
522 Inorganic Chemical Elements, Oxides And Halogen Salts	8 634 834	148 664 110	13 039 737	191 144 410
523 Metallicsalts And Peroxysalts	1 968 968	22 492 661	1 487 114	20 503 500
524 Other Inorganic Chemicals;Chemical Compound Of Precious Met	26 291	252 044	680 765	8 381 828
525 Radioactive And Associated Materials	10 502	183 495	51 979	1 108 213
531 Synthetic Organic; Colouring Matter	1 518 175	16 557 285	7 889 385	88 705 596
532 Dyeing/Tanning Extracts And Synthetic Tanning Materials	87 029	1 411 135	139 792	2 966 038
533 Pigments, Paints, Varnishes, And Related Materials	1 508 284	35 270 411	6 758 535	88 257 505
541 Medicinal And Pharmaceutical Products	63 873	652 098	1 575 574	13 883 550
542 Medicaments, Including Veterinary Medicaments	9	217	73	9 158
551 Essential Oils, Perfumes, And Flavour Materials	38 168	556 200	762 147	6 407 589
553 Perfumery, Cosmetics, And Toilet Preparations	14 249	198 411	357 602	13 289 343
554 Soap,Cleansing And Polishing Preparations	469 038	6 632 618	1 606 587	23 162 474
562 Fertilizers, Manufactured	0	4 518 630	0	2 962 874
571 Polymers Of Ethylene In Primary Forms	16 628 177	197 780 898	26 168 870	323 970 195
572 Polimers Of Styrene In Primary Forms	5 516 221	75 990 897	11 795 771	162 979 574
573 Polimers Of Vinyl Chloride In Primary Forms	134 733	3 612 202	463 070	24 597 587
574 Poliacetals And Polycarbons In Primary Forms	1 853 331	23 942 684	7 086 730	96 340 977
575 Other Plastics In Primary Forms	15 504 630	161 859 431	23 985 805	293 914 065
579 Waste And Scrap Of Plastics	5 777 818	75 820 719	3 491 940	44 836 514
581 Tubes, Pipes, And Hoses Of Plastics	155 117	2 137 221	2 568 322	27 495 368
582 Plates, Sheets, And Film Of Plastics	3 509 984	45 972 435	16 310 994	217 957 440
583 Monofilament And Rod Of Plastics	6 881	106 579	165 157	2 331 851
591 Disinfectants, Insecticides, And Fungicides Put In Forms	117 442	1 352 020	632 221	5 188 179
592 Starches, Inulin, And Wheat Glutenal Buminoidal Substances; Glu	16 490 919	82 133 814	9 163 750	72 449 096
593 Explosive And Pyrotechnic Products	0	182 281	0	5 698 369
597 Additive For Mineral Oils	648 781	7 490 705	2 468 337	28 197 520
598 Miscellaneous Chemical Products	2 814 044	39 169 829	14 113 759	194 323 685
611 Leathers	2 332 012	31 210 488	29 597 752	391 492 063
612 Manufactures And Composition Leathers	8 600	102 461	129 471	2 697 828
613 Furskins, Tanned Or Dressed	29	11 969	518	555 201
621 Materials Of Rubber	412 522	4 465 360	2 470 032	31 930 684
625 Rubber Tyre,Tyre Cases,Tyre Treads,Inner Tubes, And Tyre Flaps	424 733	4 090 461	1 213 067	5 901 380
629 Articles Of Rubbers	391 585	4 946 037	5 392 622	65 449 445
633 Cork Manufactures	11 088	107 284	83 921	940 704
634 Veneers,Plywood,Improved/Reconstituted Wood Worked	6 096 776	73 983 808	3 903 789	45 083 418

K2. IMPOR KAWASAN BERIKAT / BOUND ZONE IMPORT
MENURUT GOLONGAN BARANG SITC / BY SITC COMMODITY GROUP
***** DESEMBER / DECEMBER 2014 *****

SITC Uraian Golongan Barang <i>Group Description</i>	Berat Bersih / <i>Net Weight (Kg)</i>		Nilai CIF / <i>CIF Value (US\$)</i>	
	Bulan ini <i>Current month</i>	Kumulatif <i>Cum. Jan to date</i>	Bulan ini <i>Current month</i>	Kumulatif <i>Cum. Jan to date</i>
635 Wood Manufactures	130 856	1 637 612	375 983	9 964 441
641 Papers And Paperboards	4 447 659	69 255 986	6 405 511	106 605 089
642 Paper And Paperboard Cut To Size/Shape And Article Of Papers	3 385 287	37 508 601	9 158 849	116 854 102
651 Textile Yarns	4 549 296	53 078 479	24 901 126	272 355 189
652 Cotton Fabrics, Woven	6 136 535	74 352 042	71 388 800	851 683 456
653 Fabrics, Woven, Of Man-Made Fibres	9 703 841	104 975 830	105 052 172	1 096 490 549
654 Textile Fabrics, Woven, Other Than Of Cotton Or Man-Made Fibr	259 691	2 753 867	7 632 049	77 653 108
655 Knitted Or Crocheted Fabrics	11 929 977	130 284 848	118 181 200	1 218 612 306
656 Tulle,Lace,Embroidery,Ribbons,Trimmings And Other Small Ware	1 371 946	15 030 517	21 436 649	237 218 954
657 Special Yarns,Textile Fabrics	4 694 408	56 429 848	39 856 114	484 568 259
658 Made-Up Articles, Wholly/Chiefly Of Textile Materials	140 022	1 279 508	1 186 436	12 661 227
659 Floor Coverings	25 157	570 705	185 276	4 343 693
661 Lime,Cement And Fabricated Construction Materials	48 877	16 304 423	16 167	2 540 928
662 Clay And Refractory Construction Materials	1 112 762	8 872 442	494 501	4 484 781
663 Mineral Manufactures	351 088	5 009 449	2 829 879	30 593 341
664 Glass	248 906	49 667 014	828 308	58 132 148
665 Glassware	37 554	1 450 177	396 462	8 927 987
666 Pottery	5 229	109 059	80 831	1 015 179
667 Pearl, Precious And Semi Precious Stones	18 062	46 716	56 333	1 749 284
671 Pig Iron,Spiegeleisen,Sponge Iron, And Ferro-Alloys	211 149	3 662 684	598 822	7 167 335
672 Ingots And Other Iron/Steel In Primary Forms	24 505 625	234 335 290	13 710 326	162 924 715
673 Flat Rolled Products, Not Clad	12 521 503	172 563 655	8 982 613	135 852 890
674 Flat Rolled Products, Clad Or Plated	5 487 356	103 694 636	9 221 154	141 835 721
675 Flat Rolled Products And Alloy Steels	4 372 147	22 434 457	5 284 754	55 851 930
676 Iron/Steel Bars, Rods, Angels, Shaped And Sections	5 493 805	47 834 453	7 370 499	96 405 967
677 Rail/Railway And Tractor Construction Of Iron/Steel Materials	10 683	42 806	66 184	258 690
678 Wire Of Iron/Steel	1 279 540	17 020 098	3 220 280	44 342 294
679 Tubes, Pipes, Hollow Profile, Pipe Fitting Of Iron/Steel	4 695 145	85 169 378	13 088 233	230 834 211
681 Silver, Platinum, And Other Metal Of The Platinum Groups	23 322	264 688	1 265 073	18 730 065
682 Copper	7 519 734	106 462 535	53 810 085	779 784 184
683 Nickel	8 584	162 128	251 941	4 222 796
684 Alumunium	4 473 700	56 944 485	14 690 078	181 349 520
685 Lead	377 512	4 504 676	799 041	9 952 393
686 Zinc	541 821	6 788 175	1 484 486	17 385 421
687 Tin	22 070	282 508	601 254	9 584 479
689 Miscellaneous Non-Ferrous Basemetals Employed In Metallurgy	27 007	410 937	8 597 770	83 066 727
691 Structures And Parts Of Iron/Steel Or Aluminium	1 298 182	6 946 199	5 945 492	24 741 797
692 Metal Containers For Storage And Transportations	431 389	9 370 299	1 274 044	29 468 769
693 Wire Products And Fencing Grills	576 396	5 690 158	1 254 476	15 680 613
694 Nails, Screws, Nuts, Bolts, Rivets Of Iron/Steel Or Copper	730 596	9 155 286	5 117 528	70 957 575
695 Tools For Used In The Hand Or In Machines	238 234	1 705 409	5 663 822	35 092 375
696 Outlery	13 797	189 256	189 676	2 506 119
697 Household Equipment Of Base Metals	96 948	974 707	250 410	3 288 783
699 Manufactures Of Base Metals	1 902 664	25 193 222	14 815 814	195 815 350
711 Steam And Other Vapour Generating Boilers And Parts	89 402	1 925 289	202 322	11 148 629
712 Steam Or Other Generating Boilers And Parts	15 932	120 045	396 166	2 189 155
713 Internal Combustion Piston Engines And Parts	555 040	10 317 158	3 639 195	61 382 996
714 Engines And Motors, Non-Electric And Parts	11 962	715 463	2 357 389	33 998 696
716 Rotating Electric Plants And Parts	1 470 337	11 925 588	11 683 851	101 919 998
718 Other Power Generating Machines And Parts	5 301	411 234	136 043	8 486 997
721 Agricultural Machinery And Parts	161 026	325 042	395 036	1 955 780
722 Tractors	1 709	121 609	15 168	1 868 365
723 Civil Engineering And Contractor Plants And Equipments/Parts	769 118	9 143 767	1 732 414	23 315 366
724 Textile/Leather Machinery And Parts	4 110 420	23 396 315	29 781 477	284 513 717
725 Papermill/Pulpmill Machinery And Paper Cutting Machines	25 336	776 271	486 774	9 117 098
726 Printing/Book Binding Machinery And Parts	1 099 460	11 487 091	49 071 194	545 554 296
727 Food Processing Machines And Parts	257 589	6 895 621	6 927 683	41 106 368
728 Other Machines And Equipment Specialized For Particular Indust	1 672 835	16 929 636	29 034 524	209 754 424
731 Machine Tools By Removing Metal	248 292	3 982 222	2 387 899	50 795 588
733 Machine Tool For Working Metals	488 740	4 184 387	3 796 118	44 386 276
735 Parts Of Machine Tools	56 084	940 828	6 228 959	53 631 279
737 Metalworking Machinery And Parts	129 383	1 809 716	1 331 198	21 703 355
741 Heating And Cooling Equipments And Parts	1 501 184	18 365 841	9 059 299	129 181 842
742 Pumps For Liquid And Parts	193 551	5 068 915	3 531 568	55 869 736
743 Pumps, Compressors, Fans, Blowers, Centrifuges, And Parts	1 456 233	27 283 795	9 281 402	114 902 193
744 Mechanical Handling Equipments And Parts	2 324 401	13 789 212	12 586 738	54 120 280

K2. IM POR KAWASAN BERIKAT / BOUND ZONE IMPORT
MENURUT GOLONGAN BARANG SITC / BY SITC COMMODITY GROUP
***** DESEMBER / DECEMBER 2014 *****

SITC Uraian Golongan Barang <i>Group Description</i>	Berat Bersih / <i>Net Weight (Kg)</i>		Nilai CIF / <i>CIF Value (US\$)</i>	
	Bulan ini <i>Current month</i>	Kumulatif <i>Cum. Jan to date</i>	Bulan ini <i>Current month</i>	Kumulatif <i>Cum. Jan to date</i>
745 Other Non-Electrical Machinery, Tools, And Mechanical Apparatu	129 592	2 409 081	2 961 449	51 007 999
746 Ball Or Roller Bearings	875 110	12 377 010	5 808 695	80 659 324
747 Taps, Cocks, And Valves For Pipes	251 894	3 328 253	2 913 903	49 367 105
748 Transmission Shafts And Cranks	540 120	11 391 920	3 239 637	93 185 454
749 Non-Electric Parts And Accessories Of Machineries	637 695	6 468 201	14 082 541	131 875 318
751 Office Machines	129 828	1 517 174	2 345 710	18 803 121
752 Automatic Data Processing Machines And Their Units	130 997	2 112 726	8 856 051	143 330 750
759 Parts And Accessories For Machine Of Heading 751 Or 752	41 626	696 251	1 113 111	21 543 034
761 Television Receivers	92 998	1 845 508	351 065	9 081 140
762 Radio Broadcast Receivers	2 178	9 912	377 352	1 355 743
763 Sound Recorders Or Reproducers	332	32 437	16 330	2 143 653
764 Telecommunication Equipments And Parts	2 920 298	43 116 864	81 492 329	1 213 155 239
771 Electric Power Machinery And Parts	448 555	4 288 436	9 185 393	105 911 622
772 Electrical Apparatus For Making And Breaking Electrical Circuits	1 965 539	23 566 130	56 042 632	722 350 289
773 Equipment For Distributing Electricity	1 641 759	19 727 867	20 647 528	249 637 406
774 Electrical Apparatus For Medical Purposes And Radiological Appa	544	13 445	35 501	1 375 169
775 Household Type, Electrical/ Non-Electrical Equipments	342 664	6 404 417	2 247 010	31 442 933
776 Thermionic, Cold Cathode, And Photo Cathode Valves/ Tubes	413 375	6 511 434	82 846 666	1 130 005 745
778 Electrical Machinery And Apparatus	2 085 579	22 616 408	29 081 195	360 868 511
781 Passenger Motor Cars	464 854	2 909 138	3 570 651	60 296 297
782 Motor Vehicle For The Transportation Of Goods	367 038	3 771 380	618 619	6 529 762
783 Road Motor Vehicles	22 973	84 297	70 345	194 322
784 Parts And Accessories Of The Motor Vehicles	3 328 558	36 100 224	50 077 721	501 697 103
785 Motorcycles, Scooters, And Other Cycles Motorized/ Non Motori:	4 242 609	49 918 638	4 028 045	67 811 950
786 Trailers And Other Vehicles, Not Motorized	38 145	368 575	327 069	2 068 690
791 Railway Vehicles And Associated Equipments	130	15 889	929	372 922
792 Aircraft And Associated Equipments And Parts	6 022	398 721	4 228 612	93 317 865
793 Ships, Boats, And Floating Structures	286 061	1 821 922	11 465	2 489 455
811 Prefabricated Buildings	2 549	2 236 787	10 343	4 353 313
812 Sanitary, Plumbing, Heating, And Lighting Fixtures/ Fittings	9 051	99 980	69 048	528 822
813 Lighting Fixtures And Fittings	142 353	1 566 612	1 013 111	12 350 644
821 Furnitures And Parts	49 194	697 527	296 725	5 536 622
831 Travel Goods	21 099	235 767	438 345	5 008 917
841 Men'S Coats/ Jackets, Not Knitted	2 574	120 849	7 988	812 390
842 Women'S Coats/ Jacket, Not Knitted	69 004	564 821	664 305	4 704 535
843 Men'S Coats/ Jackets, Knitted	17 255	65 144	321 873	1 440 521
844 Women'S Coats/ Jackets, Knitted	307	45 547	1 457	512 648
845 Articles Of Apparel	325 924	2 622 016	4 310 440	39 845 239
846 Clothing Accessories Of Textiles Fabrics	185 374	2 064 817	4 116 244	35 707 800
848 Articles Of Apparel And Clothing Accessories Of Other Than Texti	357 482	3 889 553	3 238 572	45 200 417
851 Footwears	1 143 910	11 584 700	14 512 830	145 626 583
871 Optical Instrument And Apparatus	7 914	687 296	1 142 622	27 465 614
872 Medical Instruments And Appliances	17 120	160 049	110 821	1 127 900
873 Meters And Counters	97 270	1 335 123	1 080 960	15 296 623
874 Measuring, Checking, Analysing, And Controlling Instrument And	331 022	2 103 779	6 661 013	72 881 440
881 Photographic Apparatus And Equipments	7 535	59 254	1 319 519	10 295 977
882 Photographic And Chinematographic Supplies	94 862	1 336 834	293 601	4 908 017
883 Cinematograph Film, Exposed And Developed	33	416	612	15 067
884 Optical Goods	112 643	1 580 905	3 281 092	54 464 997
885 Watches And Clocks	3 577	125 758	278 101	2 946 498
891 Arms And Ammunitions	32 985	73 865	3 871 218	11 882 006
892 Printed Matter	581 900	6 429 676	9 950 482	121 574 449
893 Article Of Plastics	3 395 271	41 041 708	18 819 261	236 781 300
894 Baby Carriages, Toys, Games, And Sporting Goods	24 990	429 452	337 225	8 754 543
895 Office And Stationery Supplies	161 186	1 586 465	1 361 297	13 061 535
896 Works Of Art, Collectors Pieces And Antiques	776	11 963	15 295	220 949
897 Jewellery, Goldsmith, Silversmith Wares, And Other Articles	9 933	83 349	381 905	6 689 329
898 Musical Instrument And Parts/ Accessories	750 103	10 224 668	11 124 874	136 880 772
899 Other Miscellaneous Manufactured Articles	821 334	9 134 742	11 849 234	163 097 236
961 Coin Not Being Legal Tender	0	115	0	3 648
971 Gold, Non-Monetary	158	1 699	1 821 782	16 978 910
TOTAL IMPORT	606 904 059	8 228 906 667	1 719 030 790	21 284 803 414

K3. IMPOR KAWASAN BERIKAT / BOUND ZONE IMPORT
M ENURUT NEGARA ASAL / BY COUNTRY OF ORIGIN
***** DESEMBER / DECEMBER 2014 *****

Kode Code	Negara Asal Country of Origin	Berat Bersih / Net Weight (Kg)		Nilai CIF / CIF Value (US\$)	
		Bulan ini Current month	Kumulatif Cum. Jan to date	Bulan ini Current month	Kumulatif Cum. Jan to date
111	JP Japan	35 848 493	419 739 762	261 320 452	3 253 929 901
112	HK Hong Kong	20 612 363	241 071 071	119 408 253	1 360 279 684
113	KP Korea, Dem. People'S Rep.	57 912	1 117 308	52 121	1 048 653
114	KR Korea, Republic Of	49 157 538	540 309 137	284 899 492	3 172 676 636
115	TW Taiwan	17 133 197	191 004 392	100 289 967	1 221 536 781
116	CN Tiongkok	93 204 374	1 006 565 926	376 955 829	4 256 085 511
118	MO Macau	1 457	1 066 848	47 389	6 019 889
120	PG Papua New Guinea	514 876	8 754 826	183 418	3 492 131
121	TH Thailand	83 550 481	1 533 888 675	107 662 572	1 491 884 883
122	SG Singapore	51 233 901	547 962 665	99 602 951	1 513 781 905
123	PH Philippines	3 457 289	33 873 055	11 354 195	145 679 551
124	MY Malaysia	16 420 358	276 415 681	47 094 037	656 544 414
125	MM Myanmar	37 975	2 385 591	420 732	11 770 817
126	KH Cambodia	10 617	476 811	31 238	2 922 666
127	BN Brunei Darussalam	4 168 946	24 115 202	1 330 432	9 456 309
128	LA Lao People'S Dem. Rep.	38	66	4 485	7 161
129	NP Nepal	0	6	0	80
131	VN Viet Nam	8 491 087	91 448 684	39 421 248	421 020 031
133	IN India	6 061 763	95 619 095	13 381 088	217 385 769
134	PK Pakistan	324 729	11 621 622	2 170 241	33 559 967
135	BD Bangladesh	64 975	1 157 943	130 590	2 499 412
136	LK Sri Lanka	62 150	492 890	929 530	7 140 627
138	ID Indonesia	1 415 311	10 425 522	6 106 515	65 116 616
141	IQ Iraq	0	7	0	51
142	IR Iran (Islamic Republic Of)	11 003	1 887 233	16 056	1 663 643
143	SA Saudi Arabia	7 507 268	80 564 940	9 640 927	90 819 895
144	IL Israel	57	1 800	15 135	236 524
145	KW Kuwait	1 343 281	19 211 540	1 218 272	13 477 011
146	JO Jordan	42 027	215 872	44 891	253 696
148	LB Lebanon	0	17	0	5
149	PN Palestina	0	465	0	22 881
151	YE Yemen	0	283	0	3 588
152	OM Oman	131	172 212 620	816	12 738 735
153	SY Syria Arab Republic	0	9 870	0	21 050
154	TR Turkey	1 797 477	4 755 679	2 770 508	24 063 503
155	AE United Arab Emirates	3 397 545	38 179 028	4 610 429	41 818 469
156	QA Qatar	2 067 187	103 593 909	3 989 581	140 282 698
157	BH Bahrain	17 285	6 341 921	138 415	3 942 861
158	CY Cyprus	0	392 000	0	447 414
159	OD Other West Asia	0	40 005	0	65 550
211	EG Egypt	592	14 133 478	23 809	5 314 046
212	LY Libyan Arab Jamahiriya	0	1	0	17
213	MA Morocco	74	33 253	4 887	67 361
214	TN Tunisia	22	1 821	559	63 592
215	DZ Algeria	0	2 475	0	9 236
216	SD Sudan	0	18 763	0	34 670
219	NA Namibia	0	55 072	0	417 458
221	ET Ethiopia	1 041	30 442	71 217	346 103
222	TZ Tanzania, United Rep. Of	141 705	1 104 107	427 686	2 642 761
225	KE Kenya	37 285	59 241	124 246	337 815
227	MZ Mozambique	0	1 481 099	0	1 319 064
228	BW Botswana	0	147	0	286
230	TG Togo	0	1 220 095	0	2 478 747
232	LR Liberia	20	11 075	202	110 491
235	CG Congo	0	684 056	0	548 686
236	CM Cameroon	181 324	3 876 976	104 250	4 637 050
237	NG Nigeria	0	223 463	0	535 131
238	SL Sierra Leone	0	1 413	0	59 238
239	GA Gabon	0	124 523	0	145 887
240	CI Cote D'Ivoire	0	2 374 661	0	4 864 823
241	SN Senegal	0	1 030 572	0	2 019 212
242	MR Mauritania	0	1	0	2
243	ML Mali	99 997	7 491 955	200 702	15 705 518
244	BJ Benin	46 867	2 508 779	74 910	5 154 453
245	BF Burkina Faso	396 537	4 772 937	711 336	9 659 543

K3. IMPOR KAWASAN BERIKAT / BOUND ZONE IMPORT
M ENURUT NEGARA ASAL / BY COUNTRY OF ORIGIN
***** DESEMBER / DECEMBER 2014 *****

Kode Code	Negara Asal Country of Origin	Berat Bersih / Net Weight (Kg)		Nilai CIF / CIF Value (US\$)	
		Bulan ini Current month	Kumulatif Cum. Jan to date	Bulan ini Current month	Kumulatif Cum. Jan to date
248 VI	U.S. Virgin Islands	0	7 571	0	54 323
249 SC	Seychelles	23 426	288 128	345 957	1 538 543
251 UG	Uganda	0	79 108	0	852 929
252 CF	Central African Republic	0	1 152 442	0	2 308 075
253 NE	Niger	0	26 633	0	19 986
256 SH	Saint Helena	0	120	0	3 004
260 SZ	Swaziland	1 772	10 052	95 747	541 986
261 ZA	South Africa	7 770 508	194 146 887	7 073 606	132 815 593
262 ZW	Zimbabwe	533 610	2 114 640	4 352 931	17 107 794
263 ZM	Zambia	0	99 920	0	694 554
264 MW	Malawi	0	140 209	0	238 132
265 KM	Comoros	0	587	0	6 963
267 MU	Mauritius	1	687 909	117	461 266
268 RW	Rwanda	0	196	0	1 342
298 VG	Virgin Islands (British)	109 719	343 289	827 054	1 645 718
311 AU	Australia	72 326 375	1 202 467 636	29 090 266	621 401 084
312 NZ	New Zealand	4 226 314	49 410 936	4 767 741	48 357 416
321 NR	Nauru	0	260	0	1 928
322 NC	New Caledonia	127 940	1 492 965	43 500	525 227
326 VU	Vanuatu	0	25	0	3 394
331 AS	American Samoa	12 881	39 925	171 635	694 567
332 CK	Cook Islands	0	43 621	0	288 405
333 FJ	Fiji	27 409	123 725	197 345	870 073
334 KI	Kiribati	0	673	0	3 457
335 MH	Marshall Islands	0	9 828	0	66 271
336 WS	Samoa	2	398 514	18	1 122 847
339 TV	Tuvalu	0	85	0	1 878
340 CX	Christmas Islands	0	55	0	5 145
342 CC	Cocos (Keeling) Islands	0	16	0	455
343 TK	Tokelau	0	18 310	0	24 284
411 US	United States	17 843 850	197 764 997	45 054 693	596 730 904
412 CA	Canada	10 351 310	131 527 650	9 983 087	151 276 302
421 MX	Mexico	138 140	59 126 526	1 064 212	39 200 652
422 GT	Guatemala	697	13 915	5 579	85 563
423 HN	Honduras	0	14 203	0	23 095
424 NI	Nicaragua	13	2 676	186	35 815
425 PA	Panama	81	1 125 948	7 943	1 232 522
426 CU	Cuba	161	100 151	3 252	386 693
428 SR	Suriname	0	4	0	412
431 CL	Chile	3 861 414	39 052 677	11 290 136	129 975 052
432 VE	Venezuela	11	220	488	5 027
433 AR	Argentina	161 201	15 892 183	422 908	26 450 101
434 BR	Brazil	45 678 329	419 024 391	27 113 204	255 302 354
435 CO	Colombia	20 000	766 657	13 001	764 369
437 UY	Uruguay	196 451	2 834 292	181 617	2 469 639
438 PY	Paraguay	0	249 523	0	474 522
441 EC	Ecuador	33 009	478 688	1 334 730	6 896 028
442 PE	Peru	27 069	118 749	83 042	571 618
445 BS	Bahamas	98	1 511	545	12 586
446 JM	Jamaica	1 473	45 354	12 111	61 781
447 PR	Puerto Rico	1 167	5 230	6 512	44 926
448 BZ	Belize	10 881	396 720	31 604	2 861 157
449 DO	Dominican Republic	395 680	15 991 089	144 423	7 434 994
450 SV	El Salvador	0	70 874	0	50 204
451 CR	Costa Rica	339	281 903	9 956	2 104 442
452 HT	Haiti	0	245 910	0	79 547
453 BB	Barbados	45	86	270	862
454 AG	Antigua And Barbuda	0	98	0	1 744
455 AI	Anguilla	13 629	1 042 026	71 928	3 904 229
457 BM	Bermuda	26	110	312	1 017
458 CV	Cape Verde	0	170	0	2 020
460 DM	Dominica	0	125	0	1 381
463 PF	French Polynesia	0	1	0	3
464 GL	Greenland	0	99 000	0	350 087
467 AN	Netherlands Antilles	0	224	0	1 233

K3. IMPOR KAWASAN BERIKAT / BOUND ZONE IMPORT
MENURUT NEGARA ASAL / BY COUNTRY OF ORIGIN
***** DESEMBER / DECEMBER 2014 *****

Kode Code	Negara Asal Country of Origin	Berat Bersih / Net Weight (Kg)		Nilai CIF / CIF Value (US\$)	
		Bulan ini Current month	Kumulatif Cum. Jan to date	Bulan ini Current month	Kumulatif Cum. Jan to date
468	NF Norfolk Islands	0	25	0	2 992
511	GB United Kingdom	581 223	19 426 401	4 122 185	54 994 505
512	NL Netherlands	444 323	6 332 228	3 750 400	72 558 572
513	FR France	701 887	11 165 499	4 898 875	66 817 333
514	DE Germany, Fed. Rep. Of	2 325 507	39 575 891	15 186 299	221 678 583
515	AT Austria	4 220 419	9 867 297	6 173 254	28 062 793
516	BE Belgium	121 832	4 084 168	1 313 233	27 968 583
517	CH Switzerland	789 551	5 571 554	2 505 683	31 519 573
518	LU Luxembourg	2 156	60 119	39 395	906 515
520	MC Monaco	0	7	0	370
521	DK Denmark	43 288	4 610 691	411 245	10 994 516
522	NO Norway	536 186	4 793 825	10 860 736	23 045 476
523	SE Sweden	2 352 791	37 711 708	2 519 452	37 595 653
524	FI Finland	163 458	11 635 978	289 482	13 231 280
525	IE Ireland	12 431	121 139	107 387	674 238
526	IT Italy	2 613 407	36 125 489	10 315 973	172 077 465
527	ES Spain	522 630	3 866 355	1 290 631	51 553 513
528	PT Portugal	9 344	397 477	520 789	7 717 687
529	IS Iceland	0	348 722	0	498 069
531	GR Greece	928 472	4 243 947	2 301 208	13 068 221
533	AD Andorra	0	171 454	0	319 670
534	LI Liechtenstein	1 299	9 201	50 856	376 075
540	CD Democratic Rep. Of The Congo	146 362	1 342 784	360 772	3 307 593
542	HU Hungary	14 822	289 231	286 189	3 826 853
543	PL Poland	496 732	2 838 572	344 220	9 377 902
544	RO Romania	35 889	470 313	256 890	1 829 514
545	BG Bulgaria	46 286	348 908	325 016	1 947 630
549	AM Armenia	5 829	5 829	148 644	148 644
550	AZ Azerbaijan	0	2	0	116
551	BY Belarus	0	21 055	0	454 237
552	KZ Kazakhstan	1	24	30	59 924
553	KG Kyrgyzstan	344	160 779	2 904	505 172
554	MD Moldova, Republic Of	0	1 348	0	17 808
555	TJ Tajikistan	5	50	53	878
557	UA Ukraine	974 625	15 426 326	643 859	9 313 409
559	LT Lithuania	551	22 768	71 331	152 675
560	LV Latvia	0	26 750	0	190 094
561	EE Estonia	156 651	327 410	112 891	602 127
562	GE Georgia	17	26 430	1 131	450 397
563	HR Croatia	1 976	271 261	47 212	1 387 080
564	BA Bosnia And Herzegovina	7	10	344	365
565	MT Malta	0	77 586	0	76 278
566	SK Slovakia	154 092	759 930	440 445	1 771 924
567	SI Slovenia	57	1 173	5 013	78 513
568	CZ Czech Republic	5 927 378	90 637 071	5 171 672	81 548 844
569	GS South Georgia And The South Sa	0	25	0	370
572	RU Russia Federation	9 758 645	68 185 279	3 367 826	31 324 739
573	RS Serbia	0	8 060	0	150 968
TOTAL IMPORT		606 904 059	8 228 906 667	1 719 030 790	21 284 803 414

K4. IMPOR KAWASAN BERIKAT / BOUND ZONE IMPORT
MENURUT PROPINSI DAN PELABUHAN IMPOR / BY PROVINCE AND PORT OF IMPORTATION
***** DESEMBER / DECEMBER 2014 *****

Kode Code	Propinsi / Pelabuhan Impor Province / Port of Importation	Berat Bersih / Net Weight (Kg)		Nilai CIF / CIF Value (US\$)	
		Bulan ini Current month	Kumulatif Cum. Jan to date	Bulan ini Current month	Kumulatif Cum. Jan to date
SUMATERA UTARA					
166	IDMES MEDAN / POLONIA (U)	7 015	35 973	55 046	1 290 145
002	IDKNO KUALA NAMU (U)	2 927	1 621 517	213 525	1 341 872
144	IDBLW BELAWAN	17 313 718	401 902 305	21 345 114	358 984 184
RIAU					
243	IDKEN KUALA ENOK	0	621	0	46 525
277	IDBUN BUATAN	0	330 358	0	708 061
242	IDTEM TEM BILAHAN	0	1 478 786	0	5 845 380
235	IDSJQ SUNGAI GUNTING	0	4 372 406	0	16 760 683
225	IDDUM DUMAI	0	35 743 509	0	17 214 985
LAMPUNG					
395	IDPJG PANJANG	33 275 762	448 945 408	23 544 957	251 162 617
KEPULAUAN RIAU					
263	IDPAS PASIR PANJANG	19 950	517 047	153 271	4 760 291
251	IDTPN TANJUNG PINANG	774 432	831 279	4 535 095	6 355 583
248	IDTBK TANJUNG BALAI KARIMUN	6 683 161	82 428 488	21 123 277	295 156 332
250	IDTAN TANJUNG UBAN	2 166 321	32 310 681	21 213 054	323 849 251
DKI JAKARTA					
436	IDHLP HALIM PERDANA KUSUMA (U)	10 182	133 595	778 462	9 891 284
433	IDJKT JAKARTA / PASAR IKAN	0	36 431 062	0	139 027 857
434	IDCGK SOEKARNO-HATTA (U)	3 920 581	45 524 732	249 800 848	3 181 921 772
431	IDTPP TANJUNG PRIOK	287 998 193	3 459 362 457	1 053 584 574	12 680 290 317
JAWA BARAT					
466	IDBDO HUSEIN SASTRANEGARA	45	860	300	37 474
JAWA TENGAH					
497	IDSMR SEMARANG (PTT)	0	29	0	758
498	IDSOC JEBRES/ADI SUMARMO	381	15 588	25 987	442 957
496	IDSRG ACHMAD YANI (U)	43 815	396 203	635 103	5 886 038
494	IDTES TANJUNG EMAS	41 471 065	361 194 792	150 514 022	1 352 630 454
DI YOGYAKARTA					
531	IDJOG ADI SUCIPTO (U)	4 029	15 823	170 986	660 710
JAWA TIMUR					
588	IDSUR SURABAYA (PTT)	191 112	3 377 440	596 883	11 380 398
587	IDSUB JUANDA (U)-SURABAYA	166 673	1 713 102	8 016 328	101 817 930
562	IDGRE GRESIK	10 315 326	284 725 842	8 667 061	112 725 722
563	IDTPE TANJUNG PERAK	97 608 685	884 264 446	115 903 505	1 351 335 606
BANTEN					
461	IDMRK MERAK	25 161 180	778 068 495	12 446 850	465 981 832
473	IDCGD CIGADING	79 426 330	1 361 051 343	24 785 859	558 854 049
BALI					
613	IDBOA BENOA/LOLOAN	62 517	99 395	67 824	71 808
620	IDDPS NGURAH RAI (U)	15 215	263 987	306 629	16 703 368
KALIMANTAN TENGAH					
750	IDPPS PULANG PISAU	0	38	0	3 796
814	IDBPN SEPINGGAN (U)	0	4 841	0	190 496
803	IDBPP BALIKPAPAN	0	48 570	0	355 613
SULAWESI UTARA					
843	IDMDC SAM RATULANGI (U)	0	18 654	0	1 303 805
835	IDBIT BITUNG	265 444	1 676 911	546 230	9 812 652
MALUKU UTARA					
942	IDTTE TERNATE	0	84	0	809
TOTAL IMPOR		606 904 059	8 228 906 667	1 719 030 790	21 284 803 414

DATA

MENCERDASKAN BANGSA



BADAN PUSAT STATISTIK

Jl. dr. Sutomo No. 6-8 Jakarta 10710

Telp. : (021) 3841195, 3842508, 3810291-4, Fax. : (021) 3857046

Homepage : <http://www.bps.go.id> E-mail : bpsHQ@bps.go.id

ISSN 0126-3668



9 770126 366007 >