



Katalog BPS : 7103012

STATISTIK HARGA PRODUSEN PERTANIAN

Agricultural Producer Price

**Subsektor Tanaman Pangan, Hortikultura dan
Tanaman Perkebunan Rakyat**

*Foods Crops, Horticulture and
Smallholder Tree Crops Subsector*

2014



BADAN PUSAT STATISTIK
Statistics Indonesia


STATISTIK HARGA PRODUSEN PERTANIAN

Agricultural Producer Price

**Subsektor Tanaman Pangan, Hortikultura dan
Tanaman Perkebunan Rakyat**

*Foods Crops, Horticulture and
Smallholder Tree Crops Subsector*

2014



**STATISTIK HARGA PRODUSEN PERTANIAN
SUBSEKTOR TANAMAN PANGAN, HORTIKULTURA,
DAN TANAMAN PERKEBUNAN RAKYAT**
*PRODUCER PRICE OF FOOD CROPS, HORTICULTURE,
AND SMALLHOLDER ESTATE CROPS STATISTICS*
2014

ISSN. 2338-0209

No. Publikasi/ *Publication Number* : 06240.1506

Katalog BPS/ *BPS Catalog* :7103012

Ukuran Buku/ *Book Size* : 210 x 297 mm

Jumlah Halaman/ *Number of Pages* :x+196 Halaman

Naskah/ *Manuscript* :

Subdirektorat Statistik Harga Pedesaan

Sub Directorate of Rural Price Statistics

Gambar Kulit/ *Cover Design* :

Subdirektorat Statistik Harga Pedesaan

Sub Directorate of Rural Price Statistics

Diterbitkan oleh :

Badan Pusat Statistik, Jakarta-Indonesia

BPS – Statistik Indonesia

Dicetak Oleh :

Boleh dikutip dengan menyebutkan sumbernya

May be cited reference to the source

KATA PENGANTAR

Publikasi Statistik Harga Produsen Pertanian Subsektor Tanaman Pangan, Tanaman Hortikultura, dan Tanaman Perkebunan Rakyat ini merupakan seri publikasi tahunan yang diterbitkan oleh Badan Pusat Statistik (BPS). Publikasi ini menyajikan data harga produsen berbagai komoditas hasil pertanian di perdesaan selama tahun 2014. Data yang disajikan dikumpulkan melalui Survei Harga Produsen Perdesaan yang dilakukan setiap bulan di 33 provinsi di Indonesia. Untuk Provinsi Kalimantan Timur data harga produsen masih mencakup Provinsi Kalimantan Utara.

Kepada semua pihak yang telah memberikan kontribusi, disampaikan penghargaan dan terima kasih. Semoga statistik yang disajikan dalam publikasi ini memberi manfaat untuk memenuhi kebutuhan para pengguna data dan dapat dijadikan acuan dalam pengambilan kebijakan. Kritik dan saran dari semua pihak sangat diharapkan untuk perbaikan yang akan datang.

Jakarta, April 2015

KEPALA BADAN PUSAT STATISTIK
REPUBLIK INDONESIA



Dr. Suryamin, M.Sc.

PREFACE

Publication of Agricultural Producer Price Statistics of Food Crops, Horticulture Crops, and Smallholder Estate Crops Subsector is an annual series of publication issued by BPS-Statistics Indonesia. The publication provides producer price data of various agricultural commodities in rural areas during 2014. The data presented were collected through the Rural Producer Price Survey conducted every month in 33 provinces in Indonesia. Producer price for Kalimantan Timur Province still covering Kalimantan Utara Province.

To all parties who have contributed, I would like to express my high appreciation and gratitude. Hopefully, the statistics presented in this publication provide benefits to meet the needs of data users and can be used as a reference in policy making. Criticisms and suggestion to improve the contents of this publication are always welcome.

Jakarta, April 2015

BPS-STATISTICS INDONESIA



Dr. Suryamin, M.Sc.
Chief Statistician

DAFTAR ISI/ CONTENTS

	Halaman <i>Page</i>
Kata Pengantar/ <i>Preface</i>	iii
Daftar Isi/ <i>Contents</i>	v
Daftar Grafik/ <i>List of Graphs</i>	vi
Daftar Tabel/ <i>List of Tables</i>	vii
Penjelasan Ringkas/ <i>Executive Summary</i>	
1 Pendahuluan/ <i>Preliminary</i>	1
1.1 Latar Belakang/ <i>Background</i>	1
1.2 Cakupan Data/ <i>Data Coverage</i>	2
2 Konsep dan Definisi/ <i>Concepts and Definitions</i>	3
1.1 Petani/ <i>Farmer</i>	3
1.2 Harga Produsen/ <i>Producer Price</i>	3
1.3 Satuan/ <i>Unit</i>	3
3 Metodologi/ <i>Methodology</i>	5
3.1 Metode Pengumpulan Data/ <i>Data Collection Method</i>	5
3.2 Metode Penghitungan Rata-rata Harga/ <i>Calculation of Average Price</i> ...	5
4 Ulasan Singkat/ <i>Reviews</i>	7
Tabel-tabel/ <i>Tables</i>	13

DAFTAR GRAFIK/LIST OF GRAPH

	Halaman <i>Page</i>
1. Harga Produsen Kacang Hijau dan Kacang Kedelai, 2014/ <i>Producer Price of Green Bean and Soybean, 2014</i>	8
2. Persentase Perubahan Harga Produsen Bawang Merah, 2014/ <i>Red Onion Producer Price Changes Percentage, 2014</i>	9
3. Persentase Perubahan Harga Melon dan Nanas, 2014/ <i>Melon and Pineapple Price Changes Percentage, 2014</i>	10
4. Harga Produsen Karet dan Coklat (Rp/100 Kg), 2014/ <i>Producer Price of Rubber and Cocoa (Rp/100 Kg), 2014</i>	11

DAFTAR TABEL/LIST OF TABLES

		Halaman <i>Page</i>
1.	SUBSEKTOR TANAMAN PANGAN/ <i>FOOD CROPS SUBSECTOR</i>	13
1.1	Harga Produsen Jagung Pipilan/Pocelan (Rp/100 Kg) <i>Producer Price of Loose Maize (Rp/100 Kg)</i>	15
1.2	Harga Produsen Kacang Hijau (Rp/100 Kg) <i>Producer Price of Green Bean (Rp/100 Kg)</i>	18
1.3	Harga Produsen Kacang Kedelai (Rp/100 Kg) <i>Producer Price of Soybean (Rp/100 Kg)</i>	21
1.4	Harga Produsen Kacang Tanah (Rp/100 Kg) <i>Producer Price of Peanut (Rp/100 Kg)</i>	24
1.5	Harga Produsen Ketela Pohon (Rp/100 Kg) <i>Producer Price of Cassava (Rp/100 Kg)</i>	27
1.6	Harga Produsen Ketela Rambat (Rp/100 Kg) <i>Producer Price of Sweet Potatoes (Rp/100 Kg)</i>	30
2.	SUBSEKTOR TANAMAN HORTIKULTURA/ <i>HORTICULTURE SUBSECTOR</i>	
2.1	KELOMPOK SAYUR-SAYURAN/<i>GROUP OF VEGETABLES</i>	33
2.1.1	Harga Produsen Daun Bawang (Rp/100 Kg) <i>Producer Price of Welch Onion (Rp/100 Kg)</i>	35
2.1.2	Harga Produsen Bawang Merah (Rp/100 Kg) <i>Producer Price of Red Onions (Rp/100 Ks)</i>	38
2.1.3	Harga Produsen Bawang Putih (Rp/100 Kg) <i>Producer Price of Garlic (Rp/100 Kg)</i>	41
2.1.4	Harga Produsen Bayam (Rp/100 Kg) <i>Producer Price of Spinach (Rp/100 Kg)</i>	44
2.1.5	Harga Produsen Buncis (Rp/100 Kg) <i>Producer Price of Snaps (Rp/100 Kg)</i>	47
2.1.6	Harga Produsen Cabai Merah (Rp/100 Kg) <i>Producer Price of Red Chilli (Rp/100 Ks)</i>	50
2.1.7	Harga Produsen Cabai Rawit (Rp/100 Kg) <i>Producer Price of Cayenne Pepper (Rp/100 Kg)</i>	53
2.1.8	Harga Produsen Kacang Panjang (Rp/100 Kg) <i>Producer Price of Yardlong Bean (Rp/100 Kg)</i>	56

2.1.9	Harga Produsen Kacang Merah (Rp/100 Kg) <i>Producer Price of Red Beans (Rp/100 Kg)</i>	59
2.1.10	Harga Produsen Kangkung (Rp/100 Kg) <i>Producer Price of Kangkong (Rp/100 Kg)</i>	62
2.1.11	Harga Produsen Kentang (Rp/100 Kg) <i>Producer Price of Potatoes (Rp/100Kg)</i>	65
2.1.12	Harga Produsen Ketimun (Rp/100 Kg) <i>Producer Price of Cucumber (Rp/100 Kg)</i>	68
2.1.13	Harga Produsen Kol/Kubis (Rp/100 Kg) <i>Producer Price of Cabbage (Rp/100 Kg)</i>	71
2.1.14	Harga Produsen Lobak (Rp/100 Kg) <i>Producer Price of Radish (Rp/100 Kg)</i>	74
2.1.15	Harga Produsen Melinjo (Rp/100 Kg) <i>Producer Price of Genetum Gnemon (Rp/100 Kg)</i>	77
2.1.16	Harga Produsen Nangka Muda (Rp/100 Kg) <i>Producer Price of Young Jackfruits (Rp/100 Kg)</i>	80
2.1.17	Harga Produsen Petai (Rp/10 Papan) <i>Producer Price of Twisted Cluster Bean (Rp/10 Pad)</i>	83
2.1.18	Harga Produsen Sawi (Rp/100 Kg) <i>Producer Price of Mustard (Rp/100 Kg)</i>	86
2.1.19	Harga Produsen Terong Panjang (Rp/100 Kg) <i>Producer Price of Long Eggplant (Rp/100 Kg)</i>	89
2.1.20	Harga Produsen Tomat Sayur (Rp/100 Kg) <i>Producer Price of Tomatoes (Rp/100 Kg)</i>	92
2.1.21	Harga Produsen Wortel (Rp/100 Kg) <i>Producer Price of Carrots (Rp/100 Kg)</i>	95
	KELOMPOK BUAH-BUAHAN/GROUP OF FRUITS	99
2.1.22	Harga Produsen Alpukat (Rp/100 Kg) <i>Producer Price of Avocado (Rp/100 Kg)</i>	101
2.1.23	Harga Produsen Apel (Rp/100 Kg) <i>Producer Price of Apple (Rp/100 Kg)</i>	104
2.1.24	Harga Produsen Belimbing (Rp/Kg) <i>Producer Price of Starfruits (Rp/100 Kg)</i>	107
2.1.25	Harga Produsen Duku (Rp/100 Kg) <i>Producer Price of Lanzones (Rp/100 Kg)</i>	110
2.1.26	Harga Produsen Durian (Rp/10 Buah) <i>Producer Price of Durians (Rp/10 Piece)</i>	113
2.1.27	Harga Produsen Jambu Biji (Rp/100 Kg)	

	<i>Producer Price of Guava (Rp/100 Kg)</i>	116
2.1.28	Harga Produsen Jeruk Keprok/Siam (Rp/100 Kg) <i>Producer Price of Tangerines (Rp/100 Kg)</i>	119
2.1.29	Harga Produsen Langsung (Rp/100 Kg) <i>Producer Price of Langsung (Rp/100 Kg)</i>	122
2.1.30	Harga Produsen Mangga (Rp/100 Kg) <i>Producer Price of Mangoes (Rp/100 Kg)</i>	125
2.1.31	Harga Produsen Melon (Rp/100 Kg) <i>Producer Price of Melon (Rp/100 Kg)</i>	128
2.1.32	Harga Produsen Nanas (Rp/10 Buah) <i>Producer Price of Pineapple (Rp/10 Piece)</i>	131
2.1.33	Harga Produsen Nangka (Rp/100 Kg) <i>Producer Price of Jackfruits (Rp/100 Kg)</i>	134
2.1.34	Harga Produsen Pepaya (Rp/100 Kg) <i>Producer Price of Papaya (Rp/100 Kg)</i>	137
2.1.35	Harga Produsen Pisang (Rp/Sisir) <i>Producer Price of Bananas (Rp/10 Comb)</i>	140
2.1.36	Harga Produsen Rambutan (Rp/100 Kg) <i>Producer Price of Rambutans (Rp/100 Kg)</i>	143
2.1.37	Harga Produsen Salak (Rp/100 Kg) <i>Producer Price of Salacca (Rp/100 Kg)</i>	146
2.1.38	Harga Produsen Sawo (Rp/100 Kg) <i>Producer Price of Sapodilla/StarApple (Rp/100 Kg)</i>	149
2.1.39	Harga Produsen Semangka (Rp/100 Kg) <i>Producer Price of Watermelon (Rp/100 Kg)</i>	152
2.1.40	Harga Produsen Sirsak (Rp/100 Kg) <i>Producer Price of Soursop (Rp/100 Kg)</i>	155
3.	SUBSEKTOR TANAMAN PERKEBUNAN RAKYAT/ SMALLHOLDERS ESTATE CROPS SUBSECTOR.....	159
3.1	Harga Produsen Kelapa Belum Dikupas (Rp/100 Butir) <i>Producer Price of Unpeeled Coconut (Rp/100 Grain)</i>	161
3.2	Harga Produsen Kopi Biji Kering (Rp/100 Kg) <i>Producer Price of Dry Coffee Bean (Rp/100 Kg)</i>	164
3.3	Harga Produsen Coklat/Kakao (Rp/100 Kg) <i>Producer Price of Cocoa (Rp/100 Kg)</i>	167
3.4	Harga Produsen Karet (Rp/Kg) <i>Producer Price of Rubber (Rp/ Kg)</i>	170
3.5	Harga Produsen Cengkeh (Rp/Kg)	

	<i>Producer Price of Clove (Rp/Kg)</i>	173
3.6	Harga Produsen Lada/Merica (Rp/Kg) <i>Producer Price of Pepper (Rp/Kg)</i>	176
3.7	Harga Produsen Pala (Rp/Kg) <i>Producer Price of Nutmeg (Rp/Kg)</i>	179
3.8	Harga Produsen Biji Jambu Mete (Rp/100 Kg) <i>Producer Price of Cashew Nut (Rp/100 Kg)</i>	182
3.9	Harga Produsen Sereh (Rp/Kg) <i>Producer Price of Lemongrass (Rp/Kg)</i>	185
3.10	Harga Produsen Kemiri (Rp/Kg) <i>Producer Price of Candlenut (Rp/Kg)</i>	188
3.11	Harga Produsen Kelapa Sawit (Rp/100 Kg) <i>Producer Price of Palm Oil (Rp/100 Kg)</i>	191
3.12	Harga Produsen Pinang (Rp/100 Kg) <i>Producer Price of Areca Nut (Rp/100 Kg)</i>	194

1. PENDAHULUAN

1.1. LATAR BELAKANG

Salah satu tujuan pembangunan sektor pertanian adalah untuk meningkatkan kesejahteraan masyarakat perdesaan khususnya para petani melalui peningkatan dan pemerataan pendapatan. Keberhasilan program pemerintah dalam bidang pertanian salah satunya tercermin dari perkembangan harga-harga hasil produksi/komoditas pertanian yang didukung dengan peningkatan kualitas hasilnya. Namun demikian, harga yang dimaksud di atas bukanlah satu-satunya indikator untuk melihat peningkatan pendapatan para petani.

Pengumpulan data harga produsen sektor pertanian dilaksanakan setiap bulan melalui Survei Harga Produsen Perdesaan yang merupakan salah satu kegiatan rutin dalam rangka penghitungan indeks harga yang diterima petani dan indeks harga yang dibayar petani khususnya untuk biaya produksi.

Data yang disajikan dalam publikasi ini adalah data harga 2014 yang dirinci menurut bulan dan provinsi. Maksud dan tujuan dari publikasi ini adalah untuk mengetahui perkembangan dan kesinambungan harga produsen berbagai komoditas hasil pertanian, khususnya Subsektor Tanaman Pangan, Tanaman Hortikultura, dan Tanaman Perkebunan Rakyat.

1. INTRODUCTION

1.1. BACKGROUND

One of the agricultural development purposes is to improve the welfare of rural communities especially farmers through an increase and equitable distribution of income. The success of government programs in agriculture is reflected by the development of producer price of agricultural commodities supported by the increase in the quality of the results. However, the prices referred are not the only indicator to see an increasing in farmers' income.

Data collection of producer price in agricultural sector are implemented every month through the Rural Producer Price Survey which is one of the routine activities in order to calculate the index of price received by farmers and the index of price paid by farmers especially for production cost.

The data presented in this publication is defined as price data in 2014 which is classified by month and province. The purpose of this publication is to determine the development and sustainability of producer prices for agricultural commodities especially in Food Crops, Horticulture Crops and Smallholders Estate Crops Subsector.

1.2. CAKUPAN DATA

Dalam publikasi ini disajikan data harga produsen beberapa komoditas hasil pertanian meliputi tiga subsektor, yaitu Tanaman Pangan, Tanaman Hortikultura, dan Tanaman Perkebunan Rakyat (TPR). Wilayah yang dicakup meliputi seluruh provinsi di Indonesia kecuali DKI Jakarta. Untuk Provinsi Kalimantan Timur, data harga produsen masih mencakup Provinsi Kalimantan Utara.

1.2. DATA COVERAGE

This publication presents the producer price of agricultural commodities in three subsectors, i.e. Food Crops, Horticultural Crops, and Smallholders Estate Crops. The coverage area includes all provinces in Indonesia except DKI Jakarta. Producer price for Kalimantan Timur Province still covering Kalimantan Utara Province.

<http://www.bps.go.id>

2. KONSEP DAN DEFINISI

Dalam pengumpulan data harga produsen konsep dan definisi beberapa variabel yang digunakan sebagai berikut:

2.1 Petani

Petani adalah orang yang mengusahakan/mengelola usaha pertanian atas resiko sendiri pada tanaman pangan, tanaman hortikultura, tanaman perkebunan rakyat, peternakan, dan perikanan yang bertujuan sebagian atau seluruh hasil produksinya untuk dijual.

2.2 Harga Produsen

Harga produsen (*farm gate*) adalah harga transaksi antara petani (penghasil) dan pembeli (pedagang pengumpul/tengkulak) untuk setiap komoditas menurut satuan setempat.

2.3 Satuan

Satuan yang digunakan adalah satuan yang lazim dipakai untuk pembelian atau penjualan secara partai besar. Satuan dari masing-masing jenis barang harus jelas dan tegas, misalnya: kg, kwintal (100 kg), 10 buah, dan sebagainya. Satuan setempat yang umumnya dipakai di daerah harus dikonversi terlebih dahulu ke satuan standar yang ada pada daftar isian.

2. CONCEPTS AND DEFINITIONS

In the producer price data collection, concepts and definitions of some variables that used are as follows:

2.1 Farmer

Farmer is a person who undertake/manages agricultural businesses at his own risk for food crops, horticultural crops, smallholders estate crops, livestock, and fisheries that aimed part or all of their products for sale.

2.2 Producer Price

Producer price (farm gate) is the transaction price between farmers (producer) and buyer (traders/middlemen) for each commodity according to the local unit.

2.3 Unit

The unit used in collecting data is the standard unit commonly used for the purchase or sale of wholesales. Units of each kind of goods must be clear and unequivocal for example: kg, quintals (100 kg), 10 pieces, and so on. The local unit that commonly used must be converted to the standard units in questionnaire.

<http://www.bps.go.id>

3. METODOLOGI

3.1 Metode Pengumpulan Data

Pengumpulan data harga produsen sektor pertanian dilakukan dengan menggunakan Daftar HD-1 (Subsektor Tanaman Pangan), Daftar HD-2 (Subsektor Tanaman Hortikultura), dan Daftar HD-3 (Subsektor Tanaman Perkebunan Rakyat).

Pelaksanaan pencatatan daftar HD tersebut dilakukan oleh Koordinator Statistik Kecamatan (KSK) dengan wawancara langsung ke petani yang menjual hasil pertanian pada periode tanggal 1 sampai dengan tanggal 15 setiap bulan, sedangkan pencatatan data harganya setiap tanggal 15.

Pencatatan data harga setiap komoditas dilakukan terhadap 2-3 petani, dan selanjutnya harga yang terbanyak muncul (modus) atau rata-rata harga dari petani-petani tersebut dicatat dalam daftar isian. Perbedaan harga yang mencolok antar provinsi dimungkinkan karena adanya perbedaan kualitas.

3.2. Metode Penghitungan Rata-rata Harga

Formula penghitungan rata-rata harga tiap komoditas di masing-masing provinsi untuk Januari menggunakan rata-rata aritmatika. Selanjutnya untuk penghitungan harga Februari sampai dengan Desember menggunakan relatif harga, yaitu rasio rata-rata harga setiap komoditas pada bulan bersangkutan dengan bulan sebelumnya. Bila

3. METHODOLOGY

3.1 Data Collection Method

Data collection of producer prices of agricultural sector performed by using the questionnaire of HD-1 (Food Crops Subsector), HD-2 (Horticultural Crops Subsector), and HD-3 (Smallholders Estate Crops Subsector). Implementation of HD recording is conducted by the Statistics Coordinator at Subdistrict level through a direct interview with farmers who sell agricultural products during the period of 1st to 15th day of each month, while recording of the price data is every 15th.

The price data recording of each commodity is carried out on 2-3 farmers, and the most frequent price that appears (mode) or the average price of these farmers are recorded in the questionnaire. A striking difference in price between provinces is possible because of the difference in the quality.

3.2. Calculation of Average Price

The average price calculation formula for each commodity in each province for January is using the arithmetic mean. Furthermore, for the price calculation of February to December are using the relative price that is the ratio of average price of the respective month to the previous month. By using mathematical

menggunakan notasi matematika maka penghitungannya adalah sebagai berikut:

$$\bar{P}_{(Jan)} = \sqrt[n]{P_{(Jan)}i}$$

dimana

$$\begin{aligned} \bar{P}_{(Jan)} &= \text{rata-rata harga Januari} \\ n &= \text{jumlah observasi} \end{aligned}$$

kemudian,

$$P_{jt} = P_{j(t-1)} \times \frac{RH_{j(t)}}{100}$$

dimana,

$$\begin{aligned} P_{jt} &= \text{Harga komoditas } j \text{ pada bulan } t \\ j &= \text{Komoditas} \\ t &= \text{bulan ke-}t \end{aligned}$$

$$RH_{(t)j} = \sqrt[k]{\prod_{i=1}^k \left(\frac{P_{(t)ji}}{P_{(t-1)ji}} \right)}$$

dimana,

$$RH_{(t)j} = \text{Relatif Harga komoditas ke-}j \text{ untuk bulan ke-}t$$

$$P_{(t)ji} = \text{Harga komoditas ke-}j \text{ untuk bulan ke-}t \text{ di kecamatan ke-}i$$

$$P_{(t-1)ji} = \text{Harga komoditas } j \text{ untuk bulan ke-}(t-1) \text{ di kecamatan } i$$

Sedangkan untuk rata-rata harga nasional per komoditas merupakan rata-rata harga dari komoditas seluruh provinsi.

notation the computation is as follows:

$$\bar{P}_{(Jan)} = \sqrt[n]{P_{(Jan)}i}$$

where :

$$\begin{aligned} \bar{P}_{(Jan)} &= \text{price average of January} \\ n &= \text{number of observations} \end{aligned}$$

then,

$$P_{jt} = P_{j(t-1)} \times \frac{RH_{j(t)}}{100}$$

where,

$$\begin{aligned} P_{jt} &= \text{price of commodity } j \text{ in } t\text{-th month} \\ j &= \text{commodity} \\ t &= t\text{-th month} \end{aligned}$$

$$RH_{(t)j} = \sqrt[k]{\prod_{i=1}^k \left(\frac{P_{(t)ji}}{P_{(t-1)ji}} \right)}$$

where,

$$RH_{(t)j} = \text{price relative of commodity } j \text{ in } t\text{-th month}$$

$$P_{(t)ji} = \text{price of commodity } j \text{ in } t\text{-th month in district } i$$

$$P_{(t-1)ji} = \text{price of commodity } j \text{ in } (t-1)\text{-th Month in district } i$$

As for the national average price commodity is the average prices of all province.

4. ULASAN SINGKAT

Selama periode 2014, perkembangan harga produsen sektor pertanian secara umum mengalami kenaikan. Harga produsen Subsektor Tanaman Pangan, khususnya kelompok palawija cenderung meningkat. Sedangkan subsektor Tanaman Hortikultura menunjukkan fluktuasi harga yang lebih beragam dibandingkan Subsektor Tanaman Pangan dan Tanaman Perkebunan Rakyat. Fluktuasi harga pada Subsektor Tanaman Hortikultura terutama terlihat pada komoditas sayur-sayuran. Harga pada komoditas buah-buahan secara umum mengalami kenaikan. Harga produsen Subsektor Tanaman Perkebunan Rakyat cenderung naik kecuali karet dan pinang yang harganya cenderung turun.

Pada 2014, kacang hijau mengalami kenaikan rata-rata harga produsen yang paling besar dibandingkan komoditas lain pada kelompok palawija dibandingkan 2013, yaitu mencapai 11,82 persen. Secara nasional rata-rata harga produsen kacang hijau pada 2014 sebesar Rp1.288.066 per 100 kg. Rata-rata harga produsen kacang hijau terendah terjadi di Provinsi Bali sebesar Rp657.282 per 100 kg sedangkan yang tertinggi di Provinsi Bengkulu sebesar Rp2.656.101 per 100 kg (Tabel 1.2). Pada Januari harga produsen kacang hijau secara nasional mengalami kenaikan tertinggi selama 2014, yaitu naik 2,62 persen (dari Rp1.192.815

4. REVIEWS

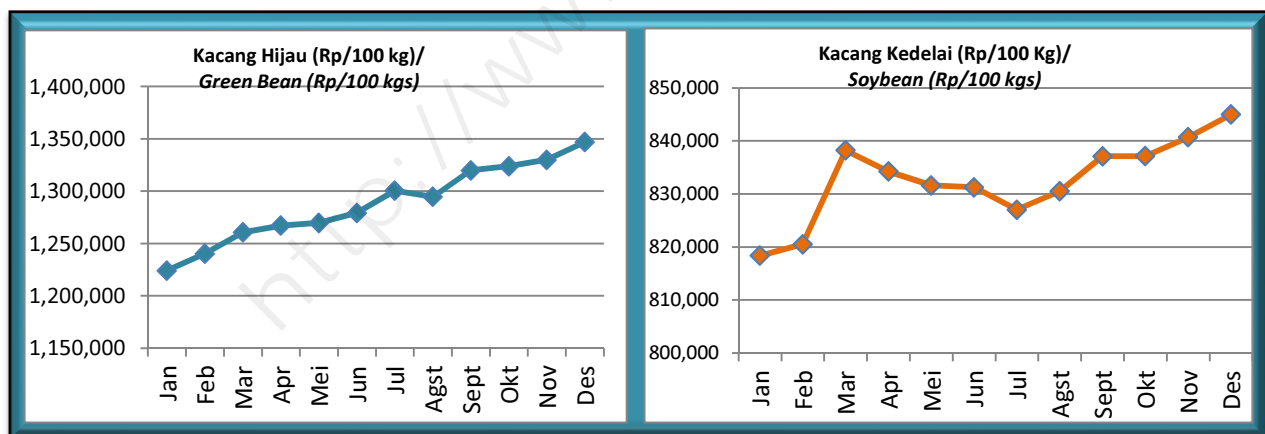
During the period of 2014 the development of producer prices of agricultural sector generally increased. The producer price of Food Crops Subsector, particularly secondary food crops was likely to increase. While Horticulture Crops showed a more diverse price fluctuations than Food Crops and Smallholders Estate Crops. Price fluctuations of Horticulture Crops mainly seen in vegetable commodities. Prices of fruits commodities generally tend to rise. The producer price of Smallholders Estate Crops Subsector tend to rise unless rubber and areca nut whose price tend to go down.

In 2014, green beans experienced the highest increased in producer prices average than other commodities in food crops compared to 2013, which reached 11,82 percent. In national level, the producer price average of green bean in 2014 was Rp1.288.066 per 100 kgs. The lowest producer prices average of green bean occurred in Bali Province by Rp 657.282 per 100 kgs while the highest was in Bengkulu Province for Rp2.656.101 per 100 kgs (Table 1.2). In January, producer price of green bean experienced the highest increase during 2014 by 2,62 percent (from Rp1.192.815 to Rp1.224.121 per 100 kgs).

menjadi Rp1.224.121 per 100 kg). Hal ini terutama dipengaruhi naiknya harga produsen kacang hijau di Provinsi Banten dan Sulawesi Barat yang masing-masing mencapai 10,00 persen dan 7,62 persen. Harga produsen kacang kedelai dan ketela rambat juga mengalami kenaikan selama 2014, meskipun persentase kenaikan harganya lebih kecil dibandingkan kacang hijau. Harga produsen kacang kedelai mengalami kenaikan tertinggi pada Januari 2014 sebesar 3,13 persen (dari Rp793.484 menjadi Rp818.357 per 100 kg). Sedangkan komoditas ketela rambat mengalami kenaikan tertinggi pada Maret 2014 sebesar 1,94 persen (dari Rp326.770 menjadi Rp335.026 per 100 kg).

It was mainly influenced by the increase in producer price of green bean in the Banten and Sulawesi Barat Province, respectively by 10,00 percent and 7,62 percent. Producer price of soybean and sweet potatoes also rose during 2014, despite the percentage of price increment was smaller than the green beans. The highest increase of soybean producer price occurred in January 2014 for 3,13 percent (from Rp793.484 to Rp818.357 per 100 kgs). Sweet potatoes experienced the highest increase in March 2014 for 1,94 percent (from Rp326.770 to Rp335.026 per 100 kgs)

Grafik 1 Harga Produsen Kacang Hijau dan Kacang Kedelai (Rp/100 kg), 2014
Graph *Producer Price of Green Bean and Soybean (Rp/100 kgs), 2014*



Komoditas bawang merah dan bawang putih merupakan komoditas Subsektor Tanaman Hortikultura kelompok sayur-sayuran yang harganya sangat fluktuatif pada 2014. Komoditas bawang merah selama 2014 mengalami kenaikan rata-rata harga terbesar

Red onion and garlic are some product of Horticulture Subsector in vegetables group which are very fluctuates in 2014. During 2014, red onion experienced the highest increase of price average in January for 6,03 percent

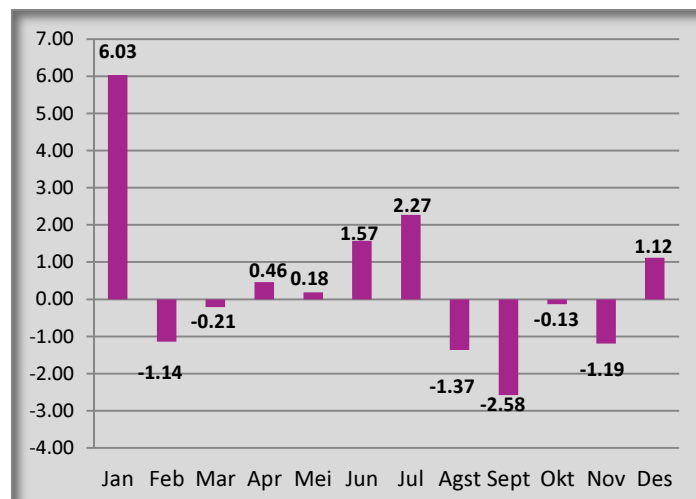
pada Januari yaitu 6,03 persen sedangkan penurunan rata-rata harga terbesar pada September sebesar 2,58 persen. Secara rata-rata harga bawang putih pada 2014 sebesar Rp1.580.420 per 100 kg dengan kenaikan sebesar 3,04 persen dibandingkan 2013. Harga bawang putih tertinggi di Provinsi Maluku Utara sebesar Rp3.117.234 per 100 kg dan terendah di Provinsi Jawa Timur sebesar Rp712.376 per 100 kg (Tabel 2.1.3).

while the lowest average decrease of price average was in September for 2,58 percent. The price average for garlic per 100 kgs in 2014 was Rp1.580.420 per 100 kgs with its increase level for 3,04 percent compared to 2013. The highest price of garlic per 100 kg was in Maluku Utara Province by Rp3.117.234 per 100 kgs and the lowest was in Jawa Timur Province by Rp712.376 per 100 kgs (Table 2.1.3).

Cabai rawit mengalami kenaikan harga produsen sebesar 7,68 persen pada 2014 dibandingkan 2013. Kenaikan harga terbesar terjadi pada Desember 2014 sebesar 6,29 persen. Penurunan harga terbesar terjadi pada Mei 2014 sebesar 3,01 persen. Harga tertinggi di Provinsi Maluku sebesar Rp5.883.107 per 100 kg sedangkan harga terendah di Provinsi Daerah Istimewa Yogyakarta sebesar Rp935.515 per 100 kg (Tabel 2.1.7).

Small chilli experienced the increase of producer prices in 2014 compared to 2013. The highest price increase occurred in Desember 2014 for 6,29 percent. The largest decrease was in May 2014 by 3,01 percent. The highest price occurred in Maluku Province by Rp5.883.107 per 100 kgs while the lowest price was in Daerah Istimewa Yogyakarta Province by Rp935.515 per 100 kgs (Table 2.1.7).

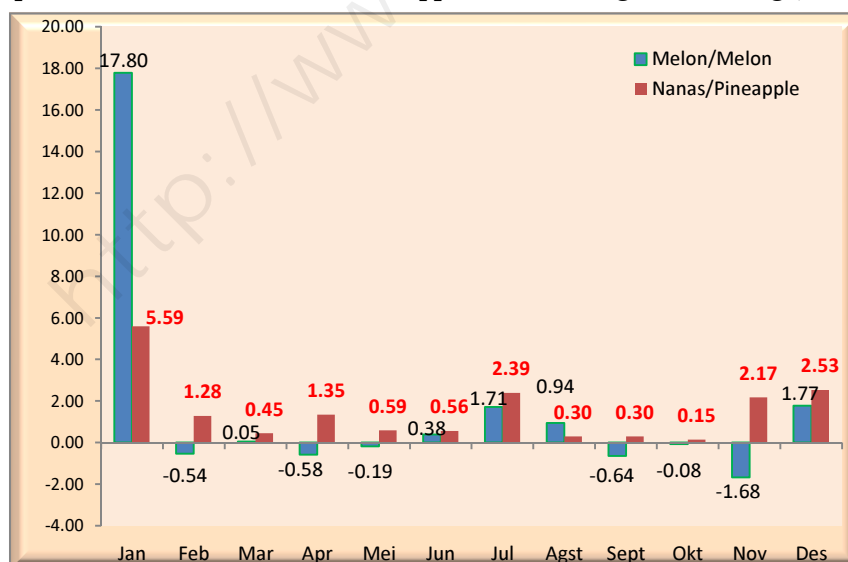
Grafik 2 **Persentase Perubahan Harga Produsen Bawang Merah, 2014**
Graph **Red Onion Producer Price Changes Percentage, 2014**



Pada kelompok buah-buahan, harga produsen selama 2014 relatif tidak fluktuatif dibandingkan kelompok sayuran namun cenderung meningkat. Pada kelompok buah-buahan, melon dan nanas merupakan komoditas yang mengalami kenaikan harga tertinggi pada 2014, yaitu sebesar 23,37 persen pada komoditas melon dan 14,25 persen pada komoditas nanas. Rata-rata harga produsen melon tertinggi di Provinsi Riau sebesar Rp981.719 per 100 kg dan terendah di Provinsi Banten sebesar Rp235.232 per 100 kg (Tabel 2.2.10). Komoditas nanas mengalami kenaikan harga tertinggi pada Januari dari Rp37.855 menjadi Rp40.157 per 10 buah.

In the group of fruits, producer price during 2014 were relatively not fluctuative compared with the group of vegetables but tend to increase. In the fruits group, melon and pineapple were the fruits with the highest increase during 2014, respectively by 23,37 percent and 14,25 percent. The highest producer price average of melon was in Riau Province by Rp981.719 per 100 kgs and the lowest was in Banten Province by Rp235.232 per 100 kgs (Tabel 2.2.10). Pineapple experienced the highest price increase in January from Rp37.855 to Rp40.157 per 10 pieces.

Grafik 3 Persentase Perubahan Harga Melon dan Nanas, 2014
Graph Melon and Pineapple Price Changes Percentage, 2014



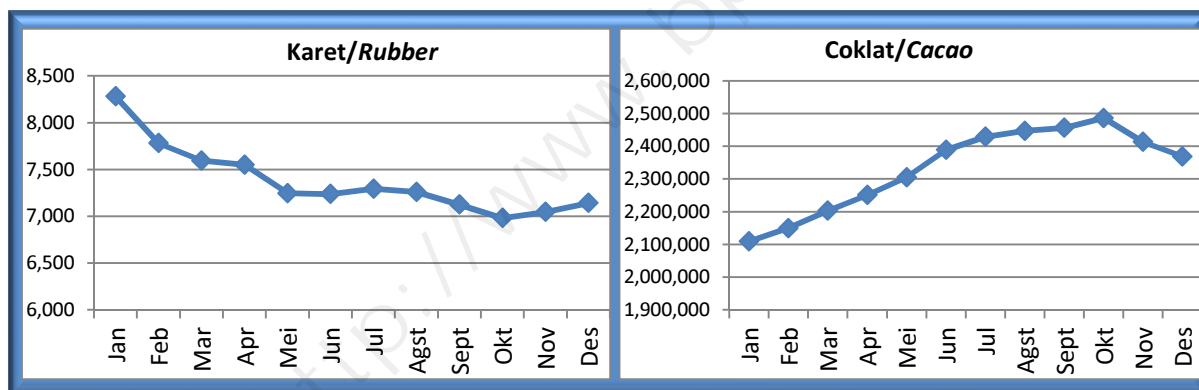
Pada Subsektor Tanaman Perkebunan Rakyat, hampir semua komoditasnya mengalami kenaikan harga produsen kecuali

In Smallholders Estate Crops Subsector, almost all commodities experienced price increase except for

karet dan pinang. Selama 2014 komoditas karet mengalami penurunan rata-rata harga produsen sebesar 9,81 persen. Sedangkan pinang mengalami penurunan rata-rata harga produsen sebesar 0,31 persen. Kenaikan rata-rata harga produsen yang cukup signifikan pada 2014 adalah pada komoditas coklat yaitu sebesar 22,39 persen dibandingkan 2013, dengan kenaikan harga tertinggi terjadi pada Juni sebesar 3,63 persen. Rata-rata harga produsen tertinggi terjadi di Provinsi Nusa Tenggara Barat yaitu sebesar Rp4.804.926 per 100 Kg (Tabel 3.4).

rubber and areca nut. During 2014 rubber experienced the decreased in producer price average for 9,81 percent. While areca nut experienced the decreased in producer price average for 0,31 percent. Significant increase of producer price average during 2014 was for cocoa. by 22,39 percent compared to 2013, which the highest increase was in June for 3,63 percent. The highest producer prices average occurred in Nusa Tenggara Barat Province that was Rp4.804.926 per 100 kgs (Table 3.4).

Gambar 4 Harga Produsen Karet (Rp/Kg) dan Coklat (Rp/100 Kg), 2014
Graph 4 *Producer Price of Rubber (Rp/Kg) and Cocoa (Rp/100 Kg), 2014*



SUBSEKTOR
TANAMAN PANGAN
FOOD CROPS SUBSECTOR

<http://www.msp.go.id>

Tabel 1.1 Harga Produsen Jagung Pipilan/Pocelan Menurut Provinsi (Rp/100 Kg), 2014
Table 1.1 *Producer Price of Loose Maize by Province (Rp/100 Kg), 2014*

Provinsi <i>Province</i>	Januari <i>January</i>	Februari <i>February</i>	Maret <i>March</i>	April <i>April</i>
(1)	(2)	(3)	(4)	(5)
Aceh	439,781	430,881	420,034	424,055
Sumatera Utara	269,801	267,240	274,260	276,369
Sumatera Barat	310,292	314,804	322,968	329,863
Riau	530,283	516,290	503,425	503,425
Jambi	315,342	316,740	327,188	323,298
Sumatera Selatan	856,506	839,188	863,632	858,260
Bengkulu	281,026	281,026	275,524	276,535
Lampung	273,941	266,970	264,911	268,287
Kepulauan Bangka Belitung	287,465	287,465	287,465	287,465
Kepulauan Riau	238,245	238,245	238,245	238,245
Jawa Barat	363,632	362,362	359,016	359,509
Jawa Tengah	329,233	325,018	317,546	323,464
D.I. Yogyakarta	339,092	330,970	320,690	324,110
Jawa Timur	264,797	266,512	261,847	265,207
Banten	327,892	327,892	327,892	325,639
Bali	469,488	469,488	465,548	471,233
Nusa Tenggara Barat	231,307	231,307	231,307	234,282
Nusa Tenggara Timur	420,077	424,961	418,777	421,618
Kalimantan Barat	367,433	367,433	367,433	367,433
Kalimantan Tengah	308,824	308,824	308,824	308,824
Kalimantan Selatan	313,803	313,803	313,803	313,803
Kalimantan Timur	425,391	431,701	424,354	429,994
Sulawesi Utara	318,918	312,958	312,958	313,901
Sulawesi Tengah	358,868	358,105	363,301	360,426
Sulawesi Selatan	257,985	262,869	261,592	261,840
Sulawesi Tenggara	273,005	268,940	257,489	256,997
Gorontalo	251,890	256,489	256,489	252,646
Sulawesi Barat	230,826	229,779	222,261	224,337
Maluku	526,531	533,609	533,609	541,886
Maluku Utara	453,419	470,021	482,715	478,356
Papua Barat	513,894	513,894	543,536	550,836
Papua	486,216	486,216	486,216	492,412
Nasional/ <i>National</i>	363,600	362,875	362,964	364,517

SUBSEKTOR TANAMAN PANGAN

Lanjutan Tabel/Continued Table 1.1

Provinsi Province	Mei May	Juni June	Juli July	Agustus August
(1)	(6)	(7)	(8)	(9)
Aceh	436,488	436,488	443,370	434,454
Sumatera Utara	280,837	288,387	290,386	284,467
Sumatera Barat	328,257	325,010	303,772	311,901
Riau	456,338	437,227	451,636	451,636
Jambi	334,217	310,707	312,116	324,245
Sumatera Selatan	842,317	852,847	869,371	866,129
Bengkulu	272,757	273,211	270,526	273,844
Lampung	268,978	273,457	276,143	268,018
Kepulauan Bangka Belitung	287,465	287,465	287,465	279,843
Kepulauan Riau	238,245	238,245	238,245	238,245
Jawa Barat	364,359	366,960	373,309	364,468
Jawa Tengah	329,058	338,276	335,431	332,623
D.I. Yogyakarta	322,826	340,235	336,650	334,126
Jawa Timur	267,086	271,809	267,354	263,096
Banten	327,892	327,892	332,353	332,353
Bali	471,233	486,770	486,770	486,770
Nusa Tenggara Barat	241,673	243,749	243,749	243,749
Nusa Tenggara Timur	430,366	424,124	431,269	445,143
Kalimantan Barat	367,433	367,433	367,433	385,590
Kalimantan Tengah	308,824	308,824	308,824	308,824
Kalimantan Selatan	313,803	313,803	313,803	313,803
Kalimantan Timur	442,939	447,985	457,634	474,718
Sulawesi Utara	311,188	314,679	313,525	310,950
Sulawesi Tengah	353,620	355,788	359,593	353,630
Sulawesi Selatan	262,868	264,843	263,073	258,829
Sulawesi Tenggara	257,794	256,599	263,248	264,258
Gorontalo	254,353	259,617	259,077	254,054
Sulawesi Barat	221,961	223,256	222,698	216,569
Maluku	541,886	541,886	547,309	547,309
Maluku Utara	478,356	478,356	479,656	484,272
Papua Barat	564,612	535,638	535,638	582,806
Papua	492,412	459,508	480,480	449,976
Nasional/National	364,764	364,096	366,310	366,897

Lanjutan Tabel/Continued Table 1.1

Provinsi Province	September September	Oktober October	November November	Desember December	Rata-rata Average
(1)	(10)	(11)	(12)	(13)	(14)
Aceh	432,883	428,738	441,828	431,873	433,406
Sumatera Utara	281,778	274,614	272,074	236,067	274,690
Sumatera Barat	313,447	314,185	312,970	307,176	316,220
Riau	454,817	465,785	473,961	496,694	478,460
Jambi	348,306	345,245	349,037	342,131	329,048
Sumatera Selatan	862,770	864,527	867,081	881,665	860,358
Bengkulu	276,351	274,999	267,125	279,601	275,210
Lampung	267,889	272,344	274,390	275,225	270,879
Kepulauan Bangka Belitung	279,843	279,843	282,128	285,391	284,942
Kepulauan Riau	238,245	238,245	257,305	257,305	241,422
Jawa Barat	364,145	367,472	373,796	369,115	365,679
Jawa Tengah	331,080	333,683	339,140	348,595	331,929
D.I. Yogyakarta	331,004	329,554	335,243	338,637	331,928
Jawa Timur	264,384	266,546	264,796	267,869	265,942
Banten	332,353	332,353	332,353	332,353	329,935
Bali	479,434	482,005	475,699	486,143	477,548
Nusa Tenggara Barat	238,860	245,683	239,998	241,676	238,945
Nusa Tenggara Timur	470,472	492,228	501,259	523,728	450,335
Kalimantan Barat	385,590	394,070	394,070	394,070	377,119
Kalimantan Tengah	308,824	308,824	308,824	308,824	308,824
Kalimantan Selatan	313,803	313,803	321,283	321,283	315,050
Kalimantan Timur	474,718	478,211	473,811	477,117	453,214
Sulawesi Utara	310,364	310,463	322,193	330,728	315,235
Sulawesi Tengah	353,133	351,176	356,137	366,529	357,526
Sulawesi Selatan	257,816	263,392	268,204	282,049	263,780
Sulawesi Tenggara	274,361	271,884	271,884	283,459	266,660
Gorontalo	252,164	255,792	262,781	271,925	257,273
Sulawesi Barat	215,520	215,564	212,167	215,503	220,870
Maluku	547,309	547,309	547,309	551,009	542,247
Maluku Utara	476,312	477,569	487,727	497,614	478,698
Papua Barat	582,806	589,546	618,576	618,576	562,530
Papua	449,976	449,976	449,976	449,976	469,445
Nasional/National	367,836	369,863	373,598	377,184	367,042

SUBSEKTOR TANAMAN PANGAN

Tabel 1.2 Harga Produsen Kacang Hijau Menurut Provinsi (Rp/100 Kg), 2014
Table *1.2* *Producer Price of Green Bean by Province (Rp/100 Kg), 2014*

Provinsi <i>Province</i>	Januari <i>January</i>	Februari <i>February</i>	Maret <i>March</i>	April <i>April</i>
(1)	(2)	(3)	(4)	(5)
Aceh	1,069,210	1,087,384	1,080,665	1,081,368
Sumatera Utara	1,258,500	1,246,865	1,328,178	1,351,453
Sumatera Barat	1,149,602	1,134,991	1,152,888	1,189,062
Riau	1,398,406	1,444,398	1,529,941	1,529,941
Jambi	1,400,000	1,400,000	1,400,000	1,400,000
Sumatera Selatan	1,054,228	1,054,228	1,054,228	1,054,228
Bengkulu	2,595,507	2,529,673	2,529,673	2,529,673
Lampung	1,287,022	1,314,138	1,314,138	1,327,025
Kepulauan Bangka Belitung	-	-	-	-
Kepulauan Riau	-	-	-	-
Jawa Barat	974,442	948,917	955,666	942,584
Jawa Tengah	1,029,988	1,040,967	1,086,386	1,113,617
D.I. Yogyakarta	1,065,519	1,117,959	1,147,762	1,203,925
Jawa Timur	1,114,807	1,138,228	1,191,191	1,210,259
Banten	773,353	773,353	773,353	773,353
Bali	648,960	648,960	648,960	648,960
Nusa Tenggara Barat	904,322	904,322	904,322	904,322
Nusa Tenggara Timur	1,318,538	1,330,489	1,324,908	1,324,908
Kalimantan Barat	1,491,912	1,491,912	1,634,308	1,650,571
Kalimantan Tengah	1,555,931	1,550,025	1,550,025	1,541,508
Kalimantan Selatan	1,181,658	1,181,658	1,181,658	1,181,658
Kalimantan Timur	980,118	984,427	995,623	995,623
Sulawesi Utara	1,678,819	1,678,819	1,678,819	1,704,859
Sulawesi Tengah	1,038,965	1,057,871	1,136,322	1,137,181
Sulawesi Selatan	1,286,265	1,279,022	1,256,746	1,243,095
Sulawesi Tenggara	641,547	632,210	668,958	677,325
Gorontalo	1,208,385	1,184,053	1,184,053	1,184,053
Sulawesi Barat	1,034,941	1,034,941	1,133,720	1,133,720
Maluku	1,929,453	2,006,036	1,952,997	1,952,997
Maluku Utara	933,880	979,667	993,677	993,677
Papua Barat	1,304,347	1,617,843	1,617,843	1,617,843
Papua	1,414,995	1,414,995	1,414,995	1,414,995
Nasional/<i>National</i>	1,224,121	1,240,278	1,260,733	1,267,126

Lanjutan Tabel/Continued Table 1.2

Provinsi Province	Mei May	Juni June	Juli July	Agustus August
(1)	(6)	(7)	(8)	(9)
Aceh	1,101,528	1,107,182	1,097,328	1,094,703
Sumatera Utara	1,354,263	1,368,574	1,343,859	1,343,859
Sumatera Barat	1,198,107	1,290,389	1,325,891	1,309,125
Riau	1,529,941	1,529,941	1,785,008	1,792,050
Jambi	1,400,000	1,400,000	1,356,221	1,356,221
Sumatera Selatan	1,120,285	1,120,285	1,179,354	1,080,595
Bengkulu	2,623,617	2,705,762	2,705,762	2,698,476
Lampung	1,347,149	1,382,697	1,382,697	1,382,697
Kepulauan Bangka Belitung	-	-	-	-
Kepulauan Riau	-	-	-	-
Jawa Barat	943,957	946,911	950,803	938,283
Jawa Tengah	1,111,027	1,111,416	1,158,619	1,131,316
D.I. Yogyakarta	1,142,528	1,119,796	1,183,846	1,114,351
Jawa Timur	1,190,981	1,181,477	1,225,307	1,224,730
Banten	773,353	773,353	773,353	773,353
Bali	648,960	648,960	648,960	668,933
Nusa Tenggara Barat	904,322	904,322	969,131	969,131
Nusa Tenggara Timur	1,332,306	1,340,277	1,347,171	1,327,932
Kalimantan Barat	1,532,517	1,532,517	1,532,517	1,532,517
Kalimantan Tengah	1,541,508	1,586,871	1,586,871	1,573,017
Kalimantan Selatan	1,181,658	1,181,658	1,137,852	1,137,852
Kalimantan Timur	995,623	995,623	1,034,512	1,047,526
Sulawesi Utara	1,704,859	1,714,772	1,770,315	1,777,453
Sulawesi Tengah	1,151,955	1,118,652	1,237,566	1,205,394
Sulawesi Selatan	1,253,751	1,285,817	1,300,794	1,290,190
Sulawesi Tenggara	677,325	696,484	707,520	707,520
Gorontalo	1,208,434	1,191,862	1,124,100	1,114,018
Sulawesi Barat	1,133,720	1,149,252	1,149,252	1,149,252
Maluku	1,952,997	1,952,997	1,935,360	1,935,360
Maluku Utara	1,002,905	1,002,905	1,028,732	1,028,732
Papua Barat	1,617,843	1,617,843	1,617,843	1,719,216
Papua	1,414,995	1,414,995	1,414,995	1,414,995
Nasional/National	1,269,747	1,279,120	1,300,385	1,294,627

SUBSEKTOR TANAMAN PANGAN

Lanjutan Tabel/Continued Table 1.2

Provinsi Province	September September	Oktober October	November November	Desember December	Rata-rata Average
(1)	(10)	(11)	(12)	(13)	(14)
Aceh	1,092,907	1,096,690	1,113,501	1,123,763	1,095,519
Sumatera Utara	1,387,829	1,360,446	1,385,721	1,405,121	1,344,556
Sumatera Barat	1,306,147	1,306,575	1,324,595	1,340,912	1,252,357
Riau	1,792,050	1,792,050	1,792,050	1,815,178	1,644,246
Jambi	1,356,221	1,356,221	1,356,221	1,356,221	1,378,111
Sumatera Selatan	1,263,872	1,263,872	1,314,139	1,375,423	1,161,228
Bengkulu	2,738,769	2,738,769	2,738,769	2,738,769	2,656,101
Lampung	1,429,724	1,429,724	1,429,724	1,429,724	1,371,372
Kepulauan Bangka Belitung	-	-	-	-	-
Kepulauan Riau	-	-	-	-	-
Jawa Barat	973,514	972,565	932,814	958,627	953,257
Jawa Tengah	1,118,393	1,141,353	1,157,801	1,146,218	1,112,258
D.I. Yogyakarta	1,137,030	1,144,918	1,193,143	1,218,366	1,149,095
Jawa Timur	1,212,592	1,212,453	1,214,885	1,250,647	1,197,297
Banten	773,353	773,353	773,353	773,353	773,353
Bali	668,933	668,933	668,933	668,933	657,282
Nusa Tenggara Barat	969,131	969,131	961,469	1,021,714	940,470
Nusa Tenggara Timur	1,376,821	1,380,234	1,380,491	1,409,542	1,349,468
Kalimantan Barat	1,532,517	1,532,517	1,532,517	1,532,517	1,544,070
Kalimantan Tengah	1,594,567	1,591,030	1,591,030	1,591,030	1,571,118
Kalimantan Selatan	1,137,852	1,137,852	1,153,337	1,153,337	1,162,335
Kalimantan Timur	1,020,956	1,020,956	1,043,982	1,047,711	1,013,556
Sulawesi Utara	1,777,453	1,777,453	1,777,453	1,777,453	1,734,877
Sulawesi Tengah	1,264,228	1,285,680	1,302,382	1,488,436	1,202,053
Sulawesi Selatan	1,277,272	1,297,623	1,304,699	1,272,929	1,279,017
Sulawesi Tenggara	700,713	709,355	695,817	720,878	686,304
Gorontalo	1,126,678	1,086,725	1,086,725	1,145,510	1,153,716
Sulawesi Barat	1,149,252	1,124,523	1,124,523	1,098,045	1,117,929
Maluku	1,935,360	1,935,360	1,935,360	1,935,360	1,946,636
Maluku Utara	1,028,732	1,030,024	1,031,304	1,031,304	1,007,128
Papua Barat	2,038,356	2,166,077	2,166,077	2,166,077	1,772,267
Papua	1,414,995	1,414,995	1,414,995	1,414,995	1,414,995
Nasional/National	1,319,874	1,323,915	1,329,927	1,346,936	1,288,066

Tabel 1.3 Harga Produsen Kacang Kedelai Menurut Provinsi (Rp/100 Kg), 2014
Table *1.3* *Producer Price of Soybean by Province (Rp/100 Kg), 2014*

Provinsi <i>Province</i>	Januari <i>January</i>	Februari <i>February</i>	Maret <i>March</i>	April <i>April</i>
(1)	(2)	(3)	(4)	(5)
Aceh	791,768	781,476	795,794	802,140
Sumatera Utara	872,704	898,042	941,917	929,009
Sumatera Barat	908,835	908,835	923,388	903,922
Riau	1,045,985	1,045,985	1,045,985	1,045,985
Jambi	733,529	733,529	733,529	733,529
Sumatera Selatan	909,907	941,843	909,907	927,240
Bengkulu	650,812	650,812	780,975	780,975
Lampung	860,525	825,013	825,013	804,123
Kepulauan Bangka Belitung	600,000	650,000	650,000	650,000
Kepulauan Riau	500,000	500,000	500,000	500,000
Jawa Barat	745,944	739,008	748,585	746,529
Jawa Tengah	694,565	693,229	676,768	683,151
D.I. Yogyakarta	721,960	711,425	768,280	767,205
Jawa Timur	692,808	690,348	689,993	688,355
Banten	578,651	578,651	578,651	578,651
Bali	709,416	723,061	723,061	723,061
Nusa Tenggara Barat	730,818	729,456	731,568	721,429
Nusa Tenggara Timur	791,752	814,059	814,059	814,059
Kalimantan Barat	826,923	826,923	809,324	809,324
Kalimantan Tengah	1,750,500	1,742,484	1,910,189	1,894,136
Kalimantan Selatan	1,456,442	1,456,442	1,456,442	1,456,442
Kalimantan Timur	729,712	729,712	729,712	729,712
Sulawesi Utara	700,000	700,000	700,000	700,000
Sulawesi Tengah	705,217	714,688	721,529	721,529
Sulawesi Selatan	846,710	847,342	847,342	826,997
Sulawesi Tenggara	631,208	609,116	576,358	576,358
Gorontalo	742,884	742,884	945,488	906,880
Sulawesi Barat	-	-	-	-
Maluku	970,272	970,272	970,272	954,225
Maluku Utara	900,000	905,608	905,608	905,608
Papua Barat	604,138	610,091	610,091	616,073
Papua	965,068	965,068	965,068	965,068
Nasional/ <i>National</i>	818,357	820,497	838,222	834,249

SUBSEKTOR TANAMAN PANGAN

Lanjutan Tabel/Continued Table 1.3

Provinsi Province	Mei May	Juni June	Juli July	Agustus August
(1)	(6)	(7)	(8)	(9)
Aceh	802,140	798,501	806,843	814,105
Sumatera Utara	929,009	902,696	919,576	919,576
Sumatera Barat	916,482	942,804	890,145	837,005
Riau	1,045,985	1,045,985	1,045,985	1,111,525
Jambi	733,529	733,529	733,529	733,529
Sumatera Selatan	927,240	927,240	927,240	944,255
Bengkulu	780,975	780,975	780,975	780,975
Lampung	804,123	804,123	804,123	804,123
Kepulauan Bangka Belitung	650,000	650,000	650,000	675,000
Kepulauan Riau	500,000	500,000	500,000	500,000
Jawa Barat	754,086	757,579	774,846	778,012
Jawa Tengah	682,362	677,614	684,446	676,834
D.I. Yogyakarta	751,065	740,909	739,002	698,960
Jawa Timur	685,094	680,269	681,425	676,282
Banten	578,651	578,651	578,651	578,651
Bali	723,061	689,400	654,871	689,400
Nusa Tenggara Barat	737,664	746,196	729,772	714,079
Nusa Tenggara Timur	814,059	826,180	826,180	826,180
Kalimantan Barat	826,923	826,923	826,923	843,804
Kalimantan Tengah	1,815,121	1,815,121	1,842,691	1,834,981
Kalimantan Selatan	1,456,442	1,456,442	1,205,331	1,205,331
Kalimantan Timur	729,712	731,967	735,263	793,400
Sulawesi Utara	700,000	700,000	700,000	700,000
Sulawesi Tengah	728,306	730,183	728,306	728,306
Sulawesi Selatan	828,154	847,894	848,523	835,416
Sulawesi Tenggara	560,609	575,369	579,124	577,938
Gorontalo	906,880	889,376	889,376	912,487
Sulawesi Barat	-	-	-	-
Maluku	954,225	954,225	963,582	963,582
Maluku Utara	877,124	877,124	877,124	877,124
Papua Barat	616,073	616,073	599,838	599,838
Papua	965,068	965,068	1,114,365	1,114,365
Nasional/National	831,618	831,239	827,034	830,486

Lanjutan Tabel/Continued Table 1.3

Provinsi <i>Province</i>	September <i>September</i>	Oktober <i>October</i>	November <i>November</i>	Desember <i>December</i>	Rata-rata <i>Average</i>
(1)	(10)	(11)	(12)	(13)	(14)
Aceh	810,574	796,918	794,156	786,075	798,374
Sumatera Utara	937,264	928,781	950,019	981,308	925,825
Sumatera Barat	965,861	979,665	997,994	1,028,785	933,644
Riau	1,141,581	1,141,581	1,141,581	997,426	1,071,299
Jambi	733,529	733,529	733,529	733,529	733,529
Sumatera Selatan	944,255	944,255	944,255	957,649	933,774
Bengkulu	780,975	780,975	780,975	780,975	759,281
Lampung	804,123	804,123	804,123	804,123	812,305
Kepulauan Bangka Belitung	675,000	675,000	675,000	675,000	656,250
Kepulauan Riau	500,000	450,000	506,250	506,250	496,875
Jawa Barat	780,022	774,446	779,142	766,920	762,093
Jawa Tengah	655,384	661,277	678,671	685,765	679,172
D.I. Yogyakarta	693,126	692,580	703,377	722,041	725,828
Jawa Timur	655,834	646,114	645,311	646,563	673,200
Banten	578,651	578,651	578,651	578,651	578,651
Bali	683,161	683,161	683,161	683,161	697,331
Nusa Tenggara Barat	722,751	726,978	709,696	764,923	730,444
Nusa Tenggara Timur	826,180	826,180	836,979	836,979	821,070
Kalimantan Barat	843,804	843,804	843,804	875,396	833,656
Kalimantan Tengah	1,859,204	1,924,033	1,857,633	1,907,213	1,846,109
Kalimantan Selatan	1,205,331	1,205,331	1,205,331	1,205,331	1,330,886
Kalimantan Timur	793,400	793,400	793,400	793,400	756,899
Sulawesi Utara	700,000	700,000	700,000	700,000	700,000
Sulawesi Tengah	758,175	758,175	764,391	791,714	737,543
Sulawesi Selatan	856,585	836,643	857,679	857,679	844,747
Sulawesi Tenggara	577,938	582,098	564,539	564,539	581,266
Gorontalo	912,487	912,487	912,487	912,487	882,184
Sulawesi Barat	-	-	-	-	-
Maluku	963,582	963,582	963,582	963,582	962,915
Maluku Utara	877,124	877,124	896,413	942,530	893,209
Papua Barat	599,838	615,848	645,286	630,615	613,650
Papua	1,114,365	1,114,365	1,114,365	1,114,365	1,039,716
Nasional/ <i>National</i>	837,100	837,132	840,703	844,999	832,636

SUBSEKTOR TANAMAN PANGAN

Tabel 1.4 Harga Produsen Kacang Tanah Menurut Provinsi (Rp/100 Kg), 2014
Table *1.4* *Producer Price of Peanut by Province (Rp/100 Kg), 2014*

Provinsi <i>Province</i>	Januari <i>January</i>	Februari <i>February</i>	Maret <i>March</i>	April <i>April</i>
(1)	(2)	(3)	(4)	(5)
Aceh	1,152,206	1,141,256	1,146,164	1,144,674
Sumatera Utara	1,184,550	1,204,071	1,260,873	1,268,078
Sumatera Barat	1,038,965	1,050,054	1,040,668	1,034,655
Riau	1,372,761	1,348,088	1,348,088	1,348,088
Jambi	1,516,231	1,533,767	1,566,443	1,543,172
Sumatera Selatan	1,126,275	1,134,500	1,127,863	1,120,428
Bengkulu	1,343,982	1,343,982	1,343,982	1,316,237
Lampung	992,171	996,662	1,001,665	1,012,465
Kepulauan Bangka Belitung	1,003,998	988,122	988,122	971,306
Kepulauan Riau	1,222,006	1,180,570	1,180,570	1,180,570
Jawa Barat	882,545	887,080	893,075	895,805
Jawa Tengah	876,394	872,119	884,328	896,484
D.I. Yogyakarta	718,587	692,346	735,124	756,116
Jawa Timur	959,665	963,057	955,573	963,231
Banten	833,844	850,495	864,490	866,855
Bali	888,516	896,531	905,954	913,143
Nusa Tenggara Barat	978,543	995,451	998,959	987,637
Nusa Tenggara Timur	1,305,993	1,308,215	1,308,536	1,307,885
Kalimantan Barat	1,129,916	1,129,916	1,123,951	1,121,016
Kalimantan Tengah	1,155,457	1,155,350	1,124,201	1,119,658
Kalimantan Selatan	1,109,905	1,109,905	1,114,216	1,130,023
Kalimantan Timur	1,201,283	1,206,021	1,218,205	1,220,478
Sulawesi Utara	1,754,061	1,696,934	1,708,948	1,727,477
Sulawesi Tengah	1,334,397	1,313,220	1,319,472	1,305,983
Sulawesi Selatan	1,311,285	1,319,762	1,333,886	1,345,954
Sulawesi Tenggara	1,491,113	1,471,075	1,475,399	1,475,399
Gorontalo	802,879	789,149	789,149	779,095
Sulawesi Barat	1,358,322	1,371,236	1,343,661	1,351,757
Maluku	1,670,418	1,689,827	1,682,427	1,700,934
Maluku Utara	1,424,064	1,441,457	1,445,039	1,442,185
Papua Barat	1,189,548	1,203,246	1,181,472	1,169,089
Papua	1,986,927	1,966,103	1,955,671	1,955,671
Nasional/ <i>National</i>	1,197,400	1,195,299	1,198,943	1,199,111

Lanjutan Tabel/Continued Table 1.4

Provinsi Province	Mei May	Juni June	Juli July	Agustus August
(1)	(6)	(7)	(8)	(9)
Aceh	1,161,804	1,150,403	1,164,846	1,142,531
Sumatera Utara	1,245,942	1,238,012	1,258,452	1,275,787
Sumatera Barat	1,071,271	1,060,048	1,051,413	1,046,810
Riau	1,355,396	1,355,396	1,400,229	1,400,229
Jambi	1,599,193	1,620,427	1,662,683	1,611,322
Sumatera Selatan	1,088,139	1,074,188	1,079,429	1,087,118
Bengkulu	1,311,556	1,308,533	1,345,649	1,379,070
Lampung	1,017,784	1,011,086	994,360	977,594
Kepulauan Bangka Belitung	971,306	954,643	981,584	998,237
Kepulauan Riau	1,180,570	1,155,166	1,175,264	1,175,264
Jawa Barat	886,437	878,639	906,109	917,586
Jawa Tengah	901,864	907,545	907,577	905,594
D.I. Yogyakarta	722,363	727,382	770,299	763,207
Jawa Timur	954,125	956,216	961,151	968,518
Banten	880,600	870,806	878,868	890,689
Bali	908,110	922,676	932,937	929,434
Nusa Tenggara Barat	1,008,027	1,028,657	1,091,838	1,061,026
Nusa Tenggara Timur	1,303,967	1,317,467	1,305,089	1,308,662
Kalimantan Barat	1,123,951	1,113,947	1,129,591	1,129,591
Kalimantan Tengah	1,119,658	1,151,347	1,209,849	1,186,799
Kalimantan Selatan	1,155,398	1,170,622	1,224,087	1,244,311
Kalimantan Timur	1,220,478	1,212,791	1,216,264	1,267,564
Sulawesi Utara	1,707,307	1,689,298	1,674,140	1,733,437
Sulawesi Tengah	1,341,179	1,383,575	1,459,021	1,443,549
Sulawesi Selatan	1,361,968	1,364,561	1,362,771	1,346,316
Sulawesi Tenggara	1,475,399	1,448,342	1,472,238	1,505,830
Gorontalo	784,276	799,817	808,808	808,808
Sulawesi Barat	1,324,649	1,421,405	1,399,372	1,439,390
Maluku	1,700,934	1,704,644	1,716,032	1,716,032
Maluku Utara	1,420,910	1,413,341	1,407,265	1,393,217
Papua Barat	1,208,892	1,221,697	1,227,139	1,216,602
Papua	1,955,671	1,985,031	2,044,386	1,971,785
Nasional/National	1,202,160	1,206,803	1,225,586	1,226,310

SUBSEKTOR TANAMAN PANGAN

Lanjutan Tabel/Continued Table 1.4

Provinsi Province	September September	Oktober October	November November	Desember December	Rata-rata Average
<i>(1)</i>	<i>(10)</i>	<i>(11)</i>	<i>(12)</i>	<i>(13)</i>	<i>(14)</i>
Aceh	1,150,110	1,146,968	1,152,103	1,156,717	1,150,815
Sumatera Utara	1,293,783	1,337,571	1,376,647	1,440,594	1,282,030
Sumatera Barat	1,070,644	1,051,146	1,062,904	1,023,466	1,050,170
Riau	1,383,833	1,428,657	1,428,657	1,431,800	1,383,435
Jambi	1,591,470	1,601,577	1,608,961	1,587,466	1,586,893
Sumatera Selatan	1,101,530	1,117,245	1,130,636	1,130,636	1,109,832
Bengkulu	1,365,660	1,365,660	1,367,848	1,379,669	1,347,652
Lampung	984,179	984,179	997,398	1,020,284	999,152
Kepulauan Bangka Belitung	998,237	1,002,903	1,063,457	1,072,111	999,502
Kepulauan Riau	1,175,264	1,175,264	1,148,544	1,148,544	1,174,799
Jawa Barat	920,763	928,398	910,025	930,173	903,053
Jawa Tengah	908,601	906,952	927,931	949,858	903,771
D.I. Yogyakarta	776,664	771,709	778,439	820,211	752,704
Jawa Timur	974,739	977,570	984,645	1,007,358	968,821
Banten	892,867	926,593	956,910	967,562	890,048
Bali	955,527	961,437	963,558	929,108	925,578
Nusa Tenggara Barat	1,068,634	1,077,051	1,066,059	1,073,702	1,036,299
Nusa Tenggara Timur	1,309,507	1,321,899	1,329,897	1,328,239	1,312,946
Kalimantan Barat	1,132,333	1,132,333	1,140,315	1,152,609	1,129,956
Kalimantan Tengah	1,214,696	1,234,917	1,231,141	1,219,634	1,176,892
Kalimantan Selatan	1,225,804	1,218,666	1,237,458	1,257,139	1,183,128
Kalimantan Timur	1,267,564	1,246,784	1,241,247	1,223,996	1,228,556
Sulawesi Utara	1,714,680	1,798,531	1,832,124	1,903,132	1,745,006
Sulawesi Tengah	1,538,813	1,576,089	1,593,626	1,683,613	1,441,045
Sulawesi Selatan	1,358,938	1,414,616	1,428,348	1,436,482	1,365,407
Sulawesi Tenggara	1,515,130	1,532,939	1,532,939	1,561,400	1,496,434
Gorontalo	804,899	814,584	815,817	844,504	803,482
Sulawesi Barat	1,368,450	1,430,969	1,458,701	1,500,270	1,397,348
Maluku	1,723,909	1,717,198	1,709,516	1,719,598	1,704,289
Maluku Utara	1,448,561	1,461,113	1,378,326	1,381,058	1,421,378
Papua Barat	1,191,037	1,209,817	1,191,036	1,191,036	1,200,051
Papua	1,997,604	1,984,877	1,955,013	1,990,983	1,979,143
Nasional/National	1,232,013	1,245,507	1,250,007	1,264,467	1,220,301

Tabel 1.5 Harga Produsen Ketela Pohon Menurut Provinsi (Rp/100 Kg), 2014
Table *1.5* **Producer Price of Cassava by Province (Rp/100 Kg), 2014**

Provinsi <i>Province</i>	Januari <i>January</i>	Februari <i>February</i>	Maret <i>March</i>	April <i>April</i>
(1)	(2)	(3)	(4)	(5)
Aceh	255,029	257,032	256,213	248,947
Sumatera Utara	200,858	196,765	197,547	195,449
Sumatera Barat	168,363	173,936	174,534	174,723
Riau	313,243	317,122	323,294	319,928
Jambi	170,138	162,531	164,669	167,196
Sumatera Selatan	151,382	150,345	154,768	155,011
Bengkulu	126,870	130,358	135,755	135,252
Lampung	97,227	97,095	97,039	98,307
Kepulauan Bangka Belitung	193,069	194,127	196,692	197,743
Kepulauan Riau	218,279	218,279	222,257	218,956
Jawa Barat	108,349	110,743	111,896	113,259
Jawa Tengah	112,532	117,864	119,693	121,439
D.I. Yogyakarta	131,504	139,978	139,842	141,205
Jawa Timur	155,283	158,010	159,163	160,138
Banten	133,851	135,142	134,554	136,754
Bali	205,690	202,484	211,015	213,052
Nusa Tenggara Barat	214,419	204,865	204,865	204,865
Nusa Tenggara Timur	312,813	309,956	307,531	312,111
Kalimantan Barat	200,394	199,989	202,748	201,241
Kalimantan Tengah	184,985	184,985	184,985	184,985
Kalimantan Selatan	204,276	204,807	204,807	204,807
Kalimantan Timur	270,975	272,247	273,073	271,001
Sulawesi Utara	378,566	390,559	388,625	390,559
Sulawesi Tengah	232,226	226,242	221,405	219,521
Sulawesi Selatan	376,918	382,795	378,993	373,805
Sulawesi Tenggara	127,590	124,111	124,809	125,677
Gorontalo	187,491	187,491	187,491	187,491
Sulawesi Barat	262,128	262,128	265,581	265,581
Maluku	398,756	398,685	391,230	396,488
Maluku Utara	200,868	199,836	200,961	198,908
Papua Barat	320,506	323,778	317,284	317,284
Papua	585,773	598,428	598,428	598,428
Nasional/ <i>National</i>	225,011	226,022	226,617	226,566

SUBSEKTOR TANAMAN PANGAN

Lanjutan Tabel/Continued Table 1.5

Provinsi Province	Mei May	Juni June	Juli July	Agustus August
<i>(1)</i>	<i>(6)</i>	<i>(7)</i>	<i>(8)</i>	<i>(9)</i>
Aceh	249,998	254,676	258,706	255,134
Sumatera Utara	197,909	194,645	198,896	203,020
Sumatera Barat	176,066	182,363	190,286	188,949
Riau	328,024	331,012	336,254	336,987
Jambi	173,636	174,901	181,449	179,770
Sumatera Selatan	157,094	158,598	166,036	156,863
Bengkulu	138,099	153,194	149,733	148,326
Lampung	101,111	102,633	104,946	108,046
Kepulauan Bangka Belitung	204,494	202,312	202,312	206,723
Kepulauan Riau	221,063	236,929	234,845	231,330
Jawa Barat	116,842	118,885	121,103	122,590
Jawa Tengah	124,091	126,521	127,307	126,389
D.I. Yogyakarta	141,104	139,929	147,676	148,312
Jawa Timur	159,502	161,869	166,448	166,801
Banten	130,721	134,949	135,260	134,671
Bali	220,724	224,339	230,605	232,578
Nusa Tenggara Barat	210,043	210,043	225,706	225,706
Nusa Tenggara Timur	315,288	317,268	309,443	309,443
Kalimantan Barat	201,277	205,819	213,572	206,573
Kalimantan Tengah	189,903	189,903	189,903	196,853
Kalimantan Selatan	204,807	204,807	204,807	204,807
Kalimantan Timur	270,419	273,992	263,830	262,886
Sulawesi Utara	390,559	390,559	388,393	382,984
Sulawesi Tengah	214,972	212,838	201,992	205,301
Sulawesi Selatan	360,179	372,266	370,403	365,011
Sulawesi Tenggara	126,910	130,534	133,143	137,188
Gorontalo	187,491	191,240	195,490	198,323
Sulawesi Barat	262,128	262,128	266,509	263,968
Maluku	402,027	406,436	416,946	421,563
Maluku Utara	198,555	205,837	210,193	205,516
Papua Barat	323,778	328,043	328,043	323,778
Papua	598,428	598,428	598,428	607,373
Nasional/National	228,039	231,184	233,396	233,243

Lanjutan Tabel/Continued Table 1.5

Provinsi Province	September September	Oktober October	November November	Desember December	Rata-rata Average
(1)	(10)	(11)	(12)	(13)	(14)
Aceh	254,150	254,159	258,744	269,679	256,039
Sumatera Utara	201,766	207,170	202,281	208,618	200,410
Sumatera Barat	184,137	181,604	181,708	179,623	179,691
Riau	346,086	341,662	346,624	353,429	332,805
Jambi	175,836	187,860	180,650	187,836	175,539
Sumatera Selatan	155,971	165,783	173,402	169,794	159,587
Bengkulu	151,925	153,914	163,158	175,641	146,852
Lampung	108,270	110,884	106,846	108,703	103,426
Kepulauan Bangka Belitung	203,254	211,868	206,874	212,321	202,649
Kepulauan Riau	235,196	235,997	241,626	236,168	229,244
Jawa Barat	120,751	122,581	124,662	127,126	118,232
Jawa Tengah	126,865	128,392	131,699	134,871	124,805
D.I. Yogyakarta	145,551	144,392	143,475	145,086	142,338
Jawa Timur	167,290	169,259	172,423	176,309	164,375
Banten	133,836	134,061	138,056	142,968	135,402
Bali	240,557	251,618	254,739	247,732	227,928
Nusa Tenggara Barat	225,706	225,706	216,489	237,152	217,130
Nusa Tenggara Timur	309,443	314,164	311,625	311,770	311,738
Kalimantan Barat	211,532	213,459	211,740	212,805	206,763
Kalimantan Tengah	201,175	198,102	194,924	197,474	191,515
Kalimantan Selatan	204,807	202,837	205,692	205,692	204,746
Kalimantan Timur	264,959	266,290	263,747	276,891	269,193
Sulawesi Utara	382,984	391,115	394,540	411,420	390,072
Sulawesi Tengah	217,291	218,620	228,941	218,556	218,159
Sulawesi Selatan	364,434	379,406	379,406	392,584	374,683
Sulawesi Tenggara	137,088	136,515	139,218	142,243	132,085
Gorontalo	204,273	245,128	245,128	245,128	205,180
Sulawesi Barat	263,968	269,378	269,378	270,575	265,287
Maluku	417,170	426,184	440,009	455,532	414,252
Maluku Utara	212,094	211,701	222,453	224,720	207,637
Papua Barat	320,451	320,451	310,102	306,515	320,001
Papua	607,373	607,373	607,373	607,373	601,101
Nasional/National	234,256	238,364	239,617	243,510	232,152

SUBSEKTOR TANAMAN PANGAN

Tabel 1.6 Harga Produsen Ketela Rambat Menurut Provinsi (Rp/100 Kg), 2014
Table 1.6 *Producer Price of Sweet Potatoes by Province (Rp/100 Kg), 2014*

Provinsi <i>Province</i>	Januari <i>January</i>	Februari <i>February</i>	Maret <i>March</i>	April <i>April</i>
(1)	(2)	(3)	(4)	(5)
Aceh	336,312	344,112	350,439	343,788
Sumatera Utara	293,569	295,732	301,880	307,009
Sumatera Barat	213,619	205,359	210,281	211,709
Riau	363,292	368,054	374,205	374,205
Jambi	278,237	287,140	293,207	292,571
Sumatera Selatan	213,087	212,325	205,692	203,564
Bengkulu	203,458	213,333	217,915	222,746
Lampung	233,677	233,677	233,677	233,677
Kepulauan Bangka Belitung	372,152	376,509	382,771	376,336
Kepulauan Riau	522,984	542,381	550,794	544,552
Jawa Barat	232,822	239,787	248,192	248,586
Jawa Tengah	199,487	204,300	207,321	208,820
D.I. Yogyakarta	226,511	220,425	233,740	239,364
Jawa Timur	177,589	178,213	178,198	179,448
Banten	225,779	224,835	220,506	223,137
Bali	244,090	230,040	235,103	235,103
Nusa Tenggara Barat	381,818	381,818	381,818	381,818
Nusa Tenggara Timur	295,735	297,716	297,716	297,716
Kalimantan Barat	354,220	338,760	342,921	347,435
Kalimantan Tengah	314,878	325,255	332,753	338,222
Kalimantan Selatan	435,290	436,665	452,607	454,922
Kalimantan Timur	488,580	497,488	508,192	517,270
Sulawesi Utara	310,730	327,059	331,961	331,961
Sulawesi Tengah	309,564	310,157	324,270	330,356
Sulawesi Selatan	312,041	316,286	323,810	319,314
Sulawesi Tenggara	164,928	165,324	170,715	171,078
Gorontalo	364,486	358,520	358,520	361,856
Sulawesi Barat	240,510	240,510	240,510	240,510
Maluku	717,219	705,255	753,356	751,550
Maluku Utara	332,649	336,773	337,693	332,804
Papua Barat	388,172	397,348	414,423	422,326
Papua	709,150	705,450	705,450	705,450
Nasional/ <i>National</i>	326,770	328,644	335,020	335,913

Lanjutan Tabel/Continued Table 1.6

Provinsi Province	Mei May	Juni June	Juli July	Agustus August
(1)	(6)	(7)	(8)	(9)
Aceh	343,788	345,603	352,726	357,908
Sumatera Utara	317,564	317,619	328,315	332,248
Sumatera Barat	216,617	222,124	252,102	246,947
Riau	400,685	400,685	419,371	429,899
Jambi	290,027	296,888	306,305	305,495
Sumatera Selatan	195,243	204,476	208,828	207,105
Bengkulu	219,965	226,427	238,394	247,970
Lampung	235,916	233,505	233,505	240,802
Kepulauan Bangka Belitung	376,336	376,336	382,046	384,838
Kepulauan Riau	546,629	507,199	495,418	495,418
Jawa Barat	246,260	252,104	265,078	259,678
Jawa Tengah	211,030	215,013	221,593	220,730
D.I. Yogyakarta	236,374	241,608	246,830	251,609
Jawa Timur	176,632	175,036	183,819	189,186
Banten	218,732	219,707	226,223	218,907
Bali	236,824	220,143	224,301	228,545
Nusa Tenggara Barat	381,818	381,818	381,818	381,818
Nusa Tenggara Timur	297,716	301,234	304,792	319,378
Kalimantan Barat	360,048	361,419	361,419	360,789
Kalimantan Tengah	347,764	362,212	362,212	358,175
Kalimantan Selatan	441,307	441,714	428,493	422,231
Kalimantan Timur	505,369	528,037	525,699	519,332
Sulawesi Utara	323,021	323,021	323,021	349,683
Sulawesi Tengah	331,239	338,041	361,283	356,175
Sulawesi Selatan	319,390	310,863	315,690	309,656
Sulawesi Tenggara	173,201	177,601	179,477	184,426
Gorontalo	364,309	368,061	372,890	376,051
Sulawesi Barat	240,510	240,510	240,510	240,510
Maluku	731,296	745,205	767,728	751,905
Maluku Utara	336,518	346,264	359,394	355,296
Papua Barat	429,912	424,399	424,399	424,399
Papua	705,450	705,450	705,450	705,450
Nasional/National	336,172	337,823	343,723	344,767

SUBSEKTOR TANAMAN PANGAN

Lanjutan Tabel/Continued Table 1.6

Provinsi Province	September September	Oktober October	November November	Desember December	Rata-rata Average
<i>(1)</i>	<i>(10)</i>	<i>(11)</i>	<i>(12)</i>	<i>(13)</i>	<i>(14)</i>
Aceh	361,985	360,987	362,388	362,388	351,869
Sumatera Utara	327,977	331,930	346,308	368,098	322,354
Sumatera Barat	241,331	235,959	245,114	235,564	228,061
Riau	458,245	458,245	458,245	467,613	414,395
Jambi	291,118	295,433	293,687	291,781	293,491
Sumatera Selatan	208,998	217,132	227,241	240,154	211,987
Bengkulu	262,780	265,634	257,450	264,567	236,720
Lampung	245,801	240,802	245,801	260,376	239,268
Kepulauan Bangka Belitung	380,864	383,652	387,920	394,636	381,200
Kepulauan Riau	494,445	494,445	495,515	467,081	513,072
Jawa Barat	255,491	263,267	277,656	288,835	256,480
Jawa Tengah	224,909	226,335	235,963	246,181	218,473
D.I. Yogyakarta	254,366	255,319	244,397	254,054	242,050
Jawa Timur	191,362	196,565	201,905	203,454	185,951
Banten	220,319	223,887	227,656	234,555	223,687
Bali	229,657	237,561	242,725	242,725	233,901
Nusa Tenggara Barat	381,818	381,818	381,818	381,818	381,818
Nusa Tenggara Timur	316,723	312,593	312,593	320,285	306,183
Kalimantan Barat	356,894	356,894	358,069	364,497	355,281
Kalimantan Tengah	343,863	350,443	352,581	358,156	345,543
Kalimantan Selatan	392,930	390,720	390,720	390,720	423,193
Kalimantan Timur	505,935	511,905	508,280	517,278	511,114
Sulawesi Utara	349,683	362,557	363,193	372,336	339,019
Sulawesi Tengah	357,828	355,845	365,964	375,151	342,989
Sulawesi Selatan	307,780	312,302	316,363	341,441	317,078
Sulawesi Tenggara	184,138	185,991	185,991	193,067	177,995
Gorontalo	378,423	412,375	414,993	414,993	378,790
Sulawesi Barat	240,510	240,510	240,510	240,510	240,510
Maluku	731,055	763,866	739,656	763,851	743,495
Maluku Utara	361,360	365,256	377,212	374,047	351,272
Papua Barat	424,399	419,935	417,506	435,968	418,599
Papua	705,450	705,450	699,694	699,694	704,799
Nasional/National	343,389	347,363	349,222	355,184	340,332

SUBSEKTOR
HORTIKULTURA
KELOMPOK SAYUR-SAYURAN
HORTICULTURE SUBSECTOR
GROUP OF VEGETABLES

Tabel 2.1.1 **Harga Produsen Bawang Daun Menurut Provinsi (Rp/100 Kg), 2014**
Table 2.1.1 **Producer Price of Welch Onion by Province (Rp/100 Kg), 2014**

Provinsi <i>Province</i>	Januari <i>January</i>	Februari <i>February</i>	Maret <i>March</i>	April <i>April</i>
<i>(1)</i>	<i>(2)</i>	<i>(3)</i>	<i>(4)</i>	<i>(5)</i>
Aceh	467,850	443,159	465,688	451,995
Sumatera Utara	560,900	563,280	593,566	632,280
Sumatera Barat	313,901	344,917	350,191	435,281
Riau	995,186	995,186	995,186	995,186
Jambi	330,940	330,940	305,162	305,162
Sumatera Selatan	548,959	545,391	570,001	589,142
Bengkulu	476,379	495,784	489,168	510,858
Lampung	599,173	620,196	630,313	630,313
Kepulauan Bangka Belitung	530,623	624,089	624,089	631,140
Kepulauan Riau	352,029	312,915	331,897	320,642
Jawa Barat	396,069	400,758	407,390	389,777
Jawa Tengah	328,425	314,073	300,487	281,705
D.I. Yogyakarta	-	-	-	-
Jawa Timur	546,326	539,672	531,372	527,404
Banten	517,176	517,176	530,700	522,509
Bali	247,756	247,756	222,980	278,726
Nusa Tenggara Barat	411,499	365,777	365,777	438,933
Nusa Tenggara Timur	586,258	610,854	610,854	610,057
Kalimantan Barat	768,138	808,642	829,937	792,277
Kalimantan Tengah	-	-	-	-
Kalimantan Selatan	817,330	817,330	817,330	817,330
Kalimantan Timur	906,311	906,311	906,311	890,198
Sulawesi Utara	400,745	383,785	390,250	392,247
Sulawesi Tengah	974,489	954,169	954,169	954,169
Sulawesi Selatan	377,044	369,584	377,875	364,047
Sulawesi Tenggara	947,244	847,975	831,175	794,990
Gorontalo	684,997	661,357	661,357	1,102,263
Sulawesi Barat	428,712	514,455	519,049	622,859
Maluku	2,293,882	2,293,882	2,444,735	2,444,735
Maluku Utara	1,206,605	1,228,806	1,219,412	1,206,221
Papua Barat	2,111,420	1,900,278	1,866,302	1,891,727
Papua	1,930,979	2,073,128	1,976,650	1,908,435
Nasional/National	735,245	734,388	737,312	757,754

SUBSEKTOR HORTIKULTURA KELOMPOK SAYUR-SAYURAN

Lanjutan Tabel/Continued Table 2.1.1

Provinsi Province	Mei May	Juni June	Juli July	Agustus August
<i>(1)</i>	<i>(6)</i>	<i>(7)</i>	<i>(8)</i>	<i>(9)</i>
Aceh	471,107	455,472	464,581	474,483
Sumatera Utara	603,217	588,625	647,298	637,538
Sumatera Barat	475,921	510,160	495,234	511,181
Riau	1,043,760	1,043,760	1,043,760	1,043,760
Jambi	322,670	332,625	332,625	328,331
Sumatera Selatan	543,017	584,756	641,430	636,747
Bengkulu	519,025	560,646	577,722	565,346
Lampung	617,475	637,407	656,082	703,830
Kepulauan Bangka Belitung	601,237	601,237	615,406	602,433
Kepulauan Riau	312,915	297,269	278,690	297,269
Jawa Barat	374,346	380,182	391,537	392,277
Jawa Tengah	247,947	249,985	264,926	286,659
D.I. Yogyakarta	-	-	-	-
Jawa Timur	540,728	548,547	550,940	559,402
Banten	491,344	496,162	505,711	500,800
Bali	278,726	257,821	257,821	232,039
Nusa Tenggara Barat	358,387	335,240	335,240	368,764
Nusa Tenggara Timur	658,887	636,422	624,201	618,678
Kalimantan Barat	825,062	847,846	846,019	851,575
Kalimantan Tengah	-	-	-	-
Kalimantan Selatan	854,531	1,006,981	1,006,981	965,382
Kalimantan Timur	867,362	807,171	817,591	817,591
Sulawesi Utara	421,019	431,522	433,106	429,610
Sulawesi Tengah	974,489	991,752	1,005,348	978,482
Sulawesi Selatan	366,965	388,871	398,115	404,540
Sulawesi Tenggara	705,168	739,587	751,713	731,922
Gorontalo	1,102,263	1,102,263	1,102,263	1,102,263
Sulawesi Barat	629,227	652,594	682,379	710,838
Maluku	2,723,095	2,570,840	2,588,329	2,521,042
Maluku Utara	1,200,756	1,155,951	1,146,843	1,253,800
Papua Barat	1,995,724	1,869,970	1,885,328	1,769,626
Papua	1,755,076	1,795,906	1,733,928	1,733,928
Nasional/National	762,715	762,586	769,372	767,671

Lanjutan Tabel/Continued Table 2.1.1

Provinsi <i>Province</i>	September <i>September</i>	Oktober <i>October</i>	November <i>November</i>	Desember <i>December</i>	Rata-rata <i>Average</i>
(1)	(10)	(11)	(12)	(13)	(14)
Aceh	479,820	439,474	448,985	443,160	458,815
Sumatera Utara	626,647	595,234	585,711	595,979	602,523
Sumatera Barat	499,582	477,724	468,464	445,757	444,026
Riau	1,094,705	1,204,176	1,245,609	815,308	1,042,965
Jambi	338,930	299,454	283,664	311,364	318,489
Sumatera Selatan	663,128	682,095	672,474	614,805	607,662
Bengkulu	545,081	534,506	538,819	521,766	527,925
Lampung	716,024	726,880	719,178	657,933	659,567
Kepulauan Bangka Belitung	608,370	618,111	640,871	627,362	610,414
Kepulauan Riau	278,690	287,980	278,690	292,624	303,468
Jawa Barat	398,584	409,920	412,924	416,851	397,551
Jawa Tengah	301,914	306,419	307,458	297,117	290,593
D.I. Yogyakarta	-	-	-	-	-
Jawa Timur	571,031	572,164	575,734	562,460	552,148
Banten	490,358	469,902	477,485	477,485	499,734
Bali	214,636	246,832	271,515	193,939	245,879
Nusa Tenggara Barat	376,970	395,370	427,429	301,715	373,425
Nusa Tenggara Timur	669,225	667,001	676,145	667,792	636,365
Kalimantan Barat	850,720	901,199	905,730	895,556	843,558
Kalimantan Tengah	-	-	-	-	-
Kalimantan Selatan	1,053,845	1,240,056	1,370,934	1,419,937	1,015,664
Kalimantan Timur	817,591	817,591	868,834	857,710	856,714
Sulawesi Utara	431,745	431,351	432,124	440,735	418,187
Sulawesi Tengah	977,477	1,011,327	1,043,972	945,172	980,418
Sulawesi Selatan	409,001	426,576	445,860	458,793	398,939
Sulawesi Tenggara	705,714	767,445	739,827	683,631	770,533
Gorontalo	1,102,263	1,121,271	979,521	1,011,139	977,768
Sulawesi Barat	744,774	770,303	791,076	840,011	658,856
Maluku	2,464,544	2,433,142	2,198,592	2,121,221	2,424,837
Maluku Utara	1,244,945	1,212,808	1,149,703	1,156,284	1,198,511
Papua Barat	1,736,213	1,783,089	1,757,417	1,783,021	1,862,509
Papua	1,733,928	1,858,220	1,815,973	1,815,973	1,844,343
Nasional/ <i>National</i>	771,548	790,254	784,357	755,753	760,746

SUBSEKTOR HORTIKULTURA KELOMPOK SAYUR-SAYURAN

Tabel 2.1.2 Harga Produsen Bawang Merah Menurut Provinsi (Rp/100 Kg), 2014
Table 2.1.2 Producer Price of Red Onion by Province (Rp/100 Kg), 2014

Provinsi <i>Province</i>	Januari <i>January</i>	Februari <i>February</i>	Maret <i>March</i>	April <i>April</i>
<i>(1)</i>	<i>(2)</i>	<i>(3)</i>	<i>(4)</i>	<i>(5)</i>
Aceh	1,061,580	999,372	1,018,875	985,920
Sumatera Utara	1,119,060	1,114,041	1,095,691	1,101,452
Sumatera Barat	1,518,291	1,366,252	1,357,218	1,357,218
Riau	1,514,277	1,514,277	1,514,277	1,514,277
Jambi	1,186,984	1,094,528	1,027,686	1,024,724
Sumatera Selatan	1,567,195	1,567,195	1,572,618	1,570,453
Bengkulu	1,154,389	1,095,150	1,028,714	1,095,149
Lampung	1,334,865	1,280,984	1,328,525	1,328,525
Kepulauan Bangka Belitung	1,334,690	1,267,841	1,200,986	1,295,239
Kepulauan Riau	-	-	-	-
Jawa Barat	947,591	943,021	1,023,559	1,056,895
Jawa Tengah	945,996	1,041,578	1,175,948	1,156,219
D.I. Yogyakarta	663,991	603,817	702,942	691,179
Jawa Timur	1,145,413	1,123,262	1,147,466	1,103,130
Banten	996,327	941,027	1,124,801	1,204,481
Bali	951,871	933,948	926,173	988,911
Nusa Tenggara Barat	825,841	850,761	882,469	898,662
Nusa Tenggara Timur	886,074	888,041	957,736	975,597
Kalimantan Barat	1,953,024	1,953,024	1,953,024	1,953,024
Kalimantan Tengah	2,800,285	2,790,445	2,790,445	2,774,033
Kalimantan Selatan	2,100,000	2,100,000	2,100,000	2,100,000
Kalimantan Timur	-	-	-	-
Sulawesi Utara	1,352,002	1,451,712	1,465,552	1,434,495
Sulawesi Tengah	1,338,177	1,399,853	1,304,900	1,304,900
Sulawesi Selatan	1,032,363	1,115,354	1,132,381	1,159,279
Sulawesi Tenggara	2,144,964	2,031,856	1,890,269	1,890,269
Gorontalo	1,843,910	1,843,910	1,875,900	1,907,346
Sulawesi Barat	2,439,937	2,439,937	2,652,492	2,665,723
Maluku	2,469,150	2,402,208	2,175,863	2,056,191
Maluku Utara	1,911,258	1,875,145	1,810,697	1,810,355
Papua Barat	3,500,000	3,500,000	3,332,200	3,332,200
Papua	2,875,938	2,852,480	2,715,724	2,761,636
Nasional/National	1,563,848	1,546,034	1,542,838	1,549,916

Lanjutan Tabel/Continued Table 2.1.2

Provinsi <i>Province</i>	Mei <i>May</i>	Juni <i>June</i>	Juli <i>July</i>	Agustus <i>August</i>
(1)	(6)	(7)	(8)	(9)
Aceh	1,005,532	1,065,130	1,091,962	1,153,740
Sumatera Utara	1,207,917	1,237,495	1,256,278	1,322,538
Sumatera Barat	1,605,192	1,460,097	1,517,633	1,623,853
Riau	1,514,277	1,514,277	1,514,277	1,514,277
Jambi	1,155,832	1,142,657	1,160,953	1,185,257
Sumatera Selatan	1,585,300	1,603,876	1,629,543	1,629,543
Bengkulu	1,187,856	1,245,834	1,306,642	1,306,642
Lampung	1,054,157	1,054,157	1,263,664	1,300,381
Kepulauan Bangka Belitung	1,230,366	1,273,549	1,334,285	1,352,565
Kepulauan Riau	-	-	-	-
Jawa Barat	1,035,081	1,065,265	1,073,110	1,056,739
Jawa Tengah	1,107,349	1,186,005	1,086,144	1,082,581
D.I. Yogyakarta	684,213	765,888	759,960	691,042
Jawa Timur	1,076,346	1,177,822	1,142,002	1,107,313
Banten	1,194,138	1,267,433	1,336,388	1,276,953
Bali	1,003,758	1,061,585	1,035,588	1,021,746
Nusa Tenggara Barat	899,921	949,211	993,074	991,766
Nusa Tenggara Timur	969,649	1,069,813	1,132,085	1,056,532
Kalimantan Barat	1,782,859	1,894,571	1,894,571	1,894,571
Kalimantan Tengah	2,774,033	2,774,033	2,774,033	2,496,630
Kalimantan Selatan	2,100,000	2,100,000	2,100,000	2,100,000
Kalimantan Timur	-	-	-	-
Sulawesi Utara	1,512,734	1,552,292	1,588,344	1,518,774
Sulawesi Tengah	1,380,976	1,471,571	1,471,571	1,613,568
Sulawesi Selatan	1,131,433	1,048,611	1,126,166	1,194,259
Sulawesi Tenggara	1,955,139	1,982,470	1,837,023	1,770,715
Gorontalo	2,092,284	2,283,504	2,419,761	2,076,863
Sulawesi Barat	2,429,111	2,405,489	2,562,014	2,200,050
Maluku	2,249,903	2,124,411	2,209,118	2,318,748
Maluku Utara	1,778,568	1,854,762	1,876,147	1,835,085
Papua Barat	3,165,590	3,007,310	3,214,950	3,214,950
Papua	2,713,791	2,675,232	2,679,320	2,817,846
Nasional/National	1,552,777	1,577,145	1,612,887	1,590,851

SUBSEKTOR HORTIKULTURA KELOMPOK SAYUR-SAYURAN

Lanjutan Tabel/Continued Table 2.1.2

Provinsi Province	September September	Oktober October	November November	Desember December	Rata-rata Average
(1)	(10)	(11)	(12)	(13)	(14)
Aceh	1,126,564	1,108,120	1,111,999	1,094,186	1,068,582
Sumatera Utara	1,266,231	1,278,395	1,260,357	1,286,392	1,212,154
Sumatera Barat	1,578,011	1,589,498	1,562,421	1,543,005	1,506,557
Riau	1,362,849	1,205,597	1,048,345	1,048,345	1,398,279
Jambi	1,197,061	1,199,093	1,111,688	1,169,289	1,137,979
Sumatera Selatan	1,629,543	1,583,938	1,608,124	1,608,124	1,596,288
Bengkulu	1,336,008	1,336,008	1,245,834	1,245,834	1,215,338
Lampung	1,146,441	1,165,456	1,149,138	1,065,520	1,205,985
Kepulauan Bangka Belitung	1,352,565	1,281,241	1,302,249	1,191,872	1,284,787
Kepulauan Riau	-	-	-	-	-
Jawa Barat	1,053,204	1,089,432	1,106,402	1,118,056	1,047,363
Jawa Tengah	1,081,074	1,141,054	1,134,948	1,135,019	1,106,160
D.I. Yogyakarta	657,013	683,380	697,598	702,179	691,934
Jawa Timur	1,056,405	1,106,364	1,087,386	1,131,716	1,117,052
Banten	1,202,342	1,241,817	1,274,099	1,415,666	1,206,289
Bali	995,535	987,717	1,023,761	1,027,705	996,525
Nusa Tenggara Barat	977,338	1,060,139	1,053,048	1,114,154	958,032
Nusa Tenggara Timur	1,009,872	1,211,846	1,188,984	1,264,206	1,050,869
Kalimantan Barat	1,829,188	1,829,188	1,829,188	1,888,234	1,887,872
Kalimantan Tengah	2,496,630	2,499,631	2,497,981	2,497,981	2,663,847
Kalimantan Selatan	2,100,000	2,100,000	2,100,000	2,100,000	2,100,000
Kalimantan Timur	-	-	-	-	-
Sulawesi Utara	1,511,581	1,519,658	1,512,377	1,523,510	1,495,253
Sulawesi Tengah	1,582,423	1,531,815	1,424,639	1,424,639	1,437,419
Sulawesi Selatan	1,175,923	1,226,682	1,203,451	1,231,212	1,148,093
Sulawesi Tenggara	1,648,989	1,737,556	1,487,911	1,611,147	1,832,359
Gorontalo	2,048,794	1,646,715	1,673,715	1,614,289	1,943,916
Sulawesi Barat	2,164,838	2,203,483	2,291,245	2,305,389	2,396,642
Maluku	2,213,294	2,268,894	2,116,905	2,050,427	2,221,259
Maluku Utara	1,801,831	1,731,007	1,609,385	1,592,939	1,790,598
Papua Barat	3,054,203	3,054,203	3,054,203	3,054,203	3,207,001
Papua	2,838,594	2,816,138	3,115,387	3,340,215	2,850,192
Nasional/National	1,549,811	1,547,802	1,529,426	1,546,515	1,559,154

Tabel 2.1.3 **Harga Produsen Bawang Putih Menurut Provinsi (Rp/100 Kg), 2014**
Table 2.1.3 **Producer Price of Garlic by Province (Rp/100 Kg), 2014**

Provinsi <i>Province</i>	Januari <i>January</i>	Februari <i>February</i>	Maret <i>March</i>	April <i>April</i>
<i>(1)</i>	<i>(2)</i>	<i>(3)</i>	<i>(4)</i>	<i>(5)</i>
Aceh	1,345,275	1,345,275	1,382,940	1,336,649
Sumatera Utara	1,580,840	1,510,402	1,596,642	1,554,566
Sumatera Barat	1,489,122	1,568,452	1,572,908	1,702,348
Riau	1,999,056	1,804,908	1,804,908	1,804,908
Jambi	2,009,655	2,009,655	1,779,647	1,806,214
Sumatera Selatan	1,642,267	1,605,772	1,642,267	1,642,267
Bengkulu	-	-	-	-
Lampung	1,400,551	1,120,441	1,344,529	1,344,529
Kepulauan Bangka Belitung	1,137,913	1,114,433	1,114,433	1,184,262
Kepulauan Riau	-	-	-	-
Jawa Barat	1,112,831	1,098,049	1,101,546	1,126,938
Jawa Tengah	1,079,301	1,032,054	1,092,910	1,062,244
D.I. Yogyakarta	750,538	750,538	791,137	791,137
Jawa Timur	655,552	667,701	691,272	701,586
Banten	1,485,495	1,588,259	1,588,259	1,514,277
Bali	1,536,491	1,536,491	1,611,486	1,576,064
Nusa Tenggara Barat	853,069	853,069	883,010	904,303
Nusa Tenggara Timur	790,542	765,643	761,124	769,722
Kalimantan Barat	1,878,520	1,878,520	1,878,520	1,878,520
Kalimantan Tengah	1,224,584	1,215,039	1,215,039	1,211,460
Kalimantan Selatan	1,800,000	1,800,000	1,800,000	1,800,000
Kalimantan Timur	2,200,000	2,000,000	1,800,000	1,800,000
Sulawesi Utara	1,662,821	1,662,821	1,630,726	1,762,202
Sulawesi Tengah	-	-	-	-
Sulawesi Selatan	1,325,830	1,325,830	1,372,974	1,404,080
Sulawesi Tenggara	1,481,793	1,540,211	1,540,211	1,540,211
Gorontalo	-	-	-	-
Sulawesi Barat	-	-	-	-
Maluku	2,451,641	2,560,592	2,582,959	2,582,959
Maluku Utara	3,107,388	3,107,388	3,107,388	3,107,388
Papua Barat	-	-	-	-
Papua	2,332,917	2,271,438	2,217,955	2,356,930
Nasional/National	1,551,307	1,528,192	1,534,800	1,548,683

SUBSEKTOR HORTIKULTURA KELOMPOK SAYUR-SAYURAN

Lanjutan Tabel/Continued Table 2.1.3

Provinsi Province	Mei May	Juni June	Juli July	Agustus August
(1)	(6)	(7)	(8)	(9)
Aceh	1,325,619	1,415,173	1,406,110	1,360,064
Sumatera Utara	1,447,534	1,530,184	1,574,202	1,665,229
Sumatera Barat	1,729,819	1,814,250	1,913,143	1,702,041
Riau	1,804,908	1,804,908	1,804,908	1,804,908
Jambi	1,781,803	1,748,607	1,863,320	1,863,320
Sumatera Selatan	1,642,267	1,678,761	1,824,741	1,824,741
Bengkulu	-	-	-	-
Lampung	1,344,529	1,165,259	1,344,529	1,388,624
Kepulauan Bangka Belitung	1,114,434	1,200,487	1,306,158	1,306,158
Kepulauan Riau	-	-	-	-
Jawa Barat	1,196,638	1,219,246	1,183,227	1,199,359
Jawa Tengah	1,047,243	1,085,072	1,089,452	1,084,805
D.I. Yogyakarta	791,137	860,057	866,648	866,648
Jawa Timur	695,249	750,537	730,051	731,532
Banten	1,514,277	1,562,430	1,675,182	1,622,798
Bali	1,576,064	1,680,091	1,593,874	1,671,669
Nusa Tenggara Barat	926,109	895,703	848,208	858,520
Nusa Tenggara Timur	751,489	817,662	802,462	824,292
Kalimantan Barat	1,878,520	2,087,244	2,087,244	2,087,244
Kalimantan Tengah	1,211,460	1,211,460	1,211,460	1,213,867
Kalimantan Selatan	1,800,000	1,800,000	1,800,000	1,800,000
Kalimantan Timur	1,800,000	1,800,000	1,800,000	1,800,000
Sulawesi Utara	1,844,382	1,909,964	2,019,541	1,787,792
Sulawesi Tengah	-	-	-	-
Sulawesi Selatan	1,404,080	1,404,080	1,432,459	1,502,376
Sulawesi Tenggara	1,576,042	1,643,188	1,670,130	1,643,510
Gorontalo	-	-	-	-
Sulawesi Barat	-	-	-	-
Maluku	2,599,955	2,924,824	2,981,112	2,966,526
Maluku Utara	3,107,388	3,222,787	3,300,502	3,214,701
Papua Barat	-	-	-	-
Papua	2,356,930	2,356,930	2,608,372	2,466,846
Nasional/National	1,548,764	1,599,573	1,643,732	1,625,291

Lanjutan Tabel/Continued Table 2.1.3

Provinsi <i>Province</i>	September <i>September</i>	Oktober <i>October</i>	November <i>November</i>	Desember <i>December</i>	Rata-rata <i>Average</i>
(1)	(10)	(11)	(12)	(13)	(14)
Aceh	1,348,331	1,413,446	1,422,769	1,399,381	1,375,086
Sumatera Utara	1,665,229	1,687,335	1,604,774	1,857,649	1,606,215
Sumatera Barat	1,739,238	1,729,015	1,805,704	1,807,010	1,714,421
Riau	1,624,417	1,624,417	1,624,417	1,461,976	1,747,387
Jambi	1,787,103	1,726,506	1,864,839	1,797,004	1,836,473
Sumatera Selatan	1,687,886	1,687,886	1,875,428	1,875,428	1,719,143
Bengkulu	-	-	-	-	-
Lampung	1,298,939	1,272,960	1,156,561	1,194,765	1,281,351
Kepulauan Bangka Belitung	1,306,158	1,306,158	1,341,950	1,283,176	1,226,310
Kepulauan Riau	-	-	-	-	-
Jawa Barat	1,155,057	1,158,372	1,142,628	1,165,833	1,154,977
Jawa Tengah	1,043,884	1,050,903	1,088,823	1,086,987	1,070,307
D.I. Yogyakarta	866,648	866,648	866,648	894,623	830,201
Jawa Timur	713,748	727,442	731,558	752,291	712,376
Banten	1,566,795	1,566,795	1,502,817	1,728,239	1,576,302
Bali	1,671,669	1,585,885	1,663,290	1,737,250	1,620,027
Nusa Tenggara Barat	875,042	846,313	830,678	830,678	867,058
Nusa Tenggara Timur	773,199	846,297	829,962	808,288	795,057
Kalimantan Barat	2,087,244	2,087,244	1,878,520	2,087,244	1,982,882
Kalimantan Tengah	1,213,867	1,215,345	1,214,634	1,214,634	1,214,404
Kalimantan Selatan	1,800,000	1,800,000	1,800,000	1,800,000	1,800,000
Kalimantan Timur	1,800,000	1,620,000	1,620,000	1,620,000	1,805,000
Sulawesi Utara	1,787,792	1,787,792	1,787,792	1,893,055	1,794,723
Sulawesi Tengah	-	-	-	-	-
Sulawesi Selatan	1,492,897	1,492,897	1,492,897	1,527,628	1,431,502
Sulawesi Tenggara	1,643,510	1,697,410	1,612,788	1,710,620	1,608,302
Gorontalo	-	-	-	-	-
Sulawesi Barat	-	-	-	-	-
Maluku	3,132,334	3,013,918	2,940,323	2,798,679	2,794,652
Maluku Utara	3,214,701	3,017,051	3,046,778	2,853,350	3,117,234
Papua Barat	-	-	-	-	-
Papua	2,466,846	2,466,846	2,506,170	2,506,170	2,409,529
Nasional/National	1,606,251	1,588,265	1,586,644	1,603,537	1,580,420

SUBSEKTOR HORTIKULTURA KELOMPOK SAYUR-SAYURAN

Tabel 2.1.4 Harga Produsen Bayam Menurut Provinsi (Rp/100 Kg), 2014
Table 2.1.4 Producer Price of Spinach by Province (Rp/100 Kg), 2014

Provinsi Province	Januari January	Februari February	Maret March	April April
<i>(1)</i>	<i>(2)</i>	<i>(3)</i>	<i>(4)</i>	<i>(5)</i>
Aceh	420,540	420,274	457,253	453,336
Sumatera Utara	502,249	530,883	540,923	523,236
Sumatera Barat	394,608	432,279	428,939	442,753
Riau	564,609	581,910	605,420	617,991
Jambi	525,570	538,955	539,868	513,961
Sumatera Selatan	529,460	532,321	522,536	507,976
Bengkulu	354,772	363,654	361,351	390,281
Lampung	365,775	374,612	364,703	349,252
Kepulauan Bangka Belitung	756,864	698,890	680,790	641,347
Kepulauan Riau	760,133	872,422	887,582	877,409
Jawa Barat	289,767	295,558	295,808	291,131
Jawa Tengah	225,532	251,384	249,536	254,287
D.I. Yogyakarta	317,897	336,516	325,811	308,636
Jawa Timur	394,822	398,043	395,063	391,411
Banten	251,759	253,957	245,598	247,006
Bali	267,468	264,303	259,814	274,988
Nusa Tenggara Barat	340,047	324,895	324,895	324,895
Nusa Tenggara Timur	414,904	419,932	419,957	424,078
Kalimantan Barat	650,018	656,732	672,892	695,937
Kalimantan Tengah	478,898	479,071	471,876	483,765
Kalimantan Selatan	573,239	560,693	540,545	599,626
Kalimantan Timur	465,597	468,482	458,494	463,241
Sulawesi Utara	425,975	451,305	457,140	457,140
Sulawesi Tengah	1,006,936	1,043,614	951,454	931,946
Sulawesi Selatan	376,652	431,075	438,095	439,900
Sulawesi Tenggara	356,064	358,382	351,329	354,713
Gorontalo	366,284	366,284	347,970	347,970
Sulawesi Barat	404,011	406,919	402,769	405,051
Maluku	1,061,671	1,061,671	1,028,985	999,169
Maluku Utara	513,959	566,475	589,907	598,239
Papua Barat	458,895	465,186	459,230	459,230
Papua	603,659	611,935	621,733	645,291
Nasional/National	481,832	494,332	490,571	491,100

Lanjutan Tabel/Continued Table 2.1.4

Provinsi <i>Province</i>	Mei <i>May</i>	Juni <i>June</i>	Juli <i>July</i>	Agustus <i>August</i>
(1)	(6)	(7)	(8)	(9)
Aceh	456,446	464,722	478,022	478,315
Sumatera Utara	511,550	530,840	552,017	525,435
Sumatera Barat	438,006	442,101	447,834	447,846
Riau	607,104	612,720	647,138	647,138
Jambi	523,956	550,080	537,127	537,593
Sumatera Selatan	515,144	529,403	531,066	525,391
Bengkulu	405,946	414,636	414,939	415,252
Lampung	329,362	332,150	364,211	362,841
Kepulauan Bangka Belitung	637,448	634,203	646,531	641,639
Kepulauan Riau	890,098	946,381	924,697	956,035
Jawa Barat	296,167	296,645	302,486	304,848
Jawa Tengah	259,868	259,209	265,191	268,211
D.I. Yogyakarta	306,439	300,769	323,522	315,242
Jawa Timur	395,927	394,066	401,729	404,804
Banten	226,330	234,536	250,745	231,678
Bali	274,988	281,576	285,309	289,399
Nusa Tenggara Barat	324,895	316,333	340,830	340,830
Nusa Tenggara Timur	430,080	428,549	428,549	426,925
Kalimantan Barat	647,786	645,106	645,106	651,331
Kalimantan Tengah	466,432	453,809	465,519	482,364
Kalimantan Selatan	606,130	589,791	596,038	590,206
Kalimantan Timur	474,330	476,651	479,331	482,840
Sulawesi Utara	456,495	456,495	459,610	454,192
Sulawesi Tengah	900,047	887,659	866,382	851,669
Sulawesi Selatan	442,792	432,466	435,689	436,559
Sulawesi Tenggara	368,560	379,399	391,026	377,947
Gorontalo	347,970	347,970	347,970	347,970
Sulawesi Barat	392,114	390,828	393,669	392,814
Maluku	1,043,396	973,013	956,551	981,196
Maluku Utara	599,258	574,557	562,742	562,742
Papua Barat	471,399	481,059	480,077	472,338
Papua	645,291	645,291	645,291	645,291
Nasional/National	490,367	490,719	495,842	495,278

SUBSEKTOR HORTIKULTURA KELOMPOK SAYUR-SAYURAN

Lanjutan Tabel/Continued Table 2.1.4

Provinsi Province	September September	Oktober October	November November	Desember December	Rata-rata Average
(1)	(10)	(11)	(12)	(13)	(14)
Aceh	478,315	497,009	498,725	489,549	466,042
Sumatera Utara	527,340	513,469	490,366	510,600	521,576
Sumatera Barat	445,695	441,469	448,069	457,780	438,948
Riau	645,958	625,006	635,035	646,955	619,749
Jambi	542,748	536,806	541,428	585,755	539,487
Sumatera Selatan	537,383	528,208	504,208	480,386	520,290
Bengkulu	419,672	414,182	404,564	423,391	398,553
Lampung	365,195	380,357	381,555	367,284	361,441
Kepulauan Bangka Belitung	677,518	683,600	675,030	649,526	668,616
Kepulauan Riau	987,673	964,759	974,624	933,042	914,571
Jawa Barat	308,140	307,640	312,025	305,237	300,454
Jawa Tengah	270,567	271,288	272,186	266,554	259,484
D.I. Yogyakarta	313,175	308,003	321,537	305,991	315,295
Jawa Timur	412,281	408,858	414,442	401,297	401,062
Banten	238,484	240,609	244,920	246,144	242,647
Bali	289,399	286,031	293,127	298,830	280,436
Nusa Tenggara Barat	347,390	352,995	365,161	365,161	339,027
Nusa Tenggara Timur	441,943	455,955	463,689	451,990	433,879
Kalimantan Barat	647,025	631,049	634,928	625,712	650,302
Kalimantan Tengah	470,825	496,102	487,115	497,977	477,813
Kalimantan Selatan	602,911	701,518	687,250	683,973	610,993
Kalimantan Timur	485,275	487,548	490,468	492,891	477,096
Sulawesi Utara	454,192	453,357	440,415	446,896	451,101
Sulawesi Tengah	879,586	877,365	824,983	796,979	901,552
Sulawesi Selatan	437,541	446,271	442,190	443,241	433,539
Sulawesi Tenggara	376,135	378,778	385,179	379,175	371,390
Gorontalo	359,202	359,202	359,202	359,202	354,767
Sulawesi Barat	384,814	390,978	394,360	399,662	396,499
Maluku	925,224	925,224	832,349	844,192	969,387
Maluku Utara	563,892	569,028	564,304	582,904	570,667
Papua Barat	491,884	491,884	499,236	468,921	474,945
Papua	645,291	645,291	669,872	669,124	641,113
Nasional/National	499,146	502,182	498,517	496,135	493,835

Tabel 2.1.5 **Harga Produsen Buncis Menurut Provinsi (Rp/100 Kg), 2014**
Table 2.1.5 **Producer Price of Snaps by Province (Rp/100 Kg), 2014**

Provinsi <i>Province</i>	Januari <i>January</i>	Februari <i>February</i>	Maret <i>March</i>	April <i>April</i>
<i>(1)</i>	<i>(2)</i>	<i>(3)</i>	<i>(4)</i>	<i>(5)</i>
Aceh	494,923	512,193	583,719	620,628
Sumatera Utara	464,333	514,653	512,232	557,107
Sumatera Barat	473,997	495,436	488,067	512,324
Riau	676,937	676,937	676,937	676,937
Jambi	206,039	218,187	226,380	238,244
Sumatera Selatan	299,223	305,779	319,720	299,234
Bengkulu	528,797	546,119	570,982	574,785
Lampung	398,143	412,416	415,562	415,562
Kepulauan Bangka Belitung	940,618	940,618	1,039,580	1,039,580
Kepulauan Riau	782,421	731,796	767,515	753,663
Jawa Barat	440,370	463,381	496,757	480,943
Jawa Tengah	406,011	423,917	420,039	422,553
D.I. Yogyakarta	446,859	494,876	514,953	512,700
Jawa Timur	492,739	508,358	487,842	488,739
Banten	403,786	399,086	415,815	404,377
Bali	246,239	251,509	242,070	240,838
Nusa Tenggara Barat	284,605	301,197	274,954	280,000
Nusa Tenggara Timur	483,302	438,363	441,455	444,975
Kalimantan Barat	617,940	628,927	649,679	646,848
Kalimantan Tengah	512,022	512,296	511,439	563,375
Kalimantan Selatan	636,199	616,160	626,687	654,844
Kalimantan Timur	708,168	660,642	680,324	694,578
Sulawesi Utara	575,004	586,787	600,247	606,023
Sulawesi Tengah	962,455	977,866	909,047	810,433
Sulawesi Selatan	358,352	401,786	405,349	403,417
Sulawesi Tenggara	348,485	389,180	407,351	413,409
Gorontalo	1,002,732	1,051,675	1,051,675	1,080,888
Sulawesi Barat	-	-	-	-
Maluku	1,221,338	1,283,637	1,352,315	1,385,429
Maluku Utara	1,101,291	1,175,617	1,219,223	1,275,408
Papua Barat	1,000,601	1,006,714	1,007,833	1,011,802
Papua	936,456	950,135	948,772	858,226
Nasional/National	595,174	608,911	621,436	624,770

SUBSEKTOR HORTIKULTURA KELOMPOK SAYUR-SAYURAN

Lanjutan Tabel/Continued Table 2.1.5

Provinsi Province	Mei May	Juni June	Juli July	Agustus August
<i>(1)</i>	<i>(6)</i>	<i>(7)</i>	<i>(8)</i>	<i>(9)</i>
Aceh	624,113	592,505	574,870	597,889
Sumatera Utara	524,728	515,703	503,461	522,290
Sumatera Barat	473,796	565,274	589,553	628,639
Riau	691,658	691,658	691,658	657,016
Jambi	238,244	251,321	277,039	305,009
Sumatera Selatan	298,093	312,280	319,474	324,150
Bengkulu	538,487	546,358	526,732	552,442
Lampung	409,293	430,388	420,825	413,127
Kepulauan Bangka Belitung	908,157	908,157	940,449	963,127
Kepulauan Riau	675,520	708,909	696,569	727,704
Jawa Barat	452,987	460,776	472,552	472,207
Jawa Tengah	433,543	425,214	438,304	451,210
D.I. Yogyakarta	492,650	511,508	487,406	544,885
Jawa Timur	459,650	477,328	474,213	483,948
Banten	404,377	400,230	403,160	393,242
Bali	244,410	250,256	262,590	263,722
Nusa Tenggara Barat	293,666	308,000	323,033	353,865
Nusa Tenggara Timur	485,220	472,161	472,695	458,197
Kalimantan Barat	606,767	601,262	605,296	625,948
Kalimantan Tengah	565,936	561,985	570,709	573,266
Kalimantan Selatan	640,512	692,468	694,490	684,487
Kalimantan Timur	716,830	738,339	769,743	773,718
Sulawesi Utara	608,089	613,380	608,018	592,183
Sulawesi Tengah	830,447	843,744	824,380	802,350
Sulawesi Selatan	392,481	381,879	379,900	378,197
Sulawesi Tenggara	514,251	549,572	560,360	543,743
Gorontalo	1,080,888	1,053,519	1,053,519	1,053,519
Sulawesi Barat	-	-	-	-
Maluku	1,494,641	1,473,580	1,431,049	1,430,646
Maluku Utara	1,292,798	1,244,835	1,244,661	1,244,661
Papua Barat	1,036,331	998,645	986,285	996,626
Papua	991,661	963,636	938,861	820,883
Nasional/National	626,459	630,480	630,382	633,319

Lanjutan Tabel/Continued Table 2.1.5

Provinsi <i>Province</i>	September <i>September</i>	Oktober <i>October</i>	November <i>November</i>	Desember <i>December</i>	Rata-rata <i>Average</i>
(1)	(10)	(11)	(12)	(13)	(14)
Aceh	595,698	578,281	585,212	606,507	580,545
Sumatera Utara	530,346	531,366	515,134	533,703	518,755
Sumatera Barat	645,007	628,672	631,073	671,307	566,929
Riau	678,224	700,117	621,637	641,703	673,452
Jambi	301,713	290,581	298,271	301,264	262,691
Sumatera Selatan	342,509	319,962	321,696	335,384	316,459
Bengkulu	510,758	510,758	498,425	523,632	535,690
Lampung	411,914	409,377	401,452	396,825	411,240
Kepulauan Bangka Belitung	963,127	1,006,287	928,507	975,008	962,768
Kepulauan Riau	739,356	761,220	729,402	728,456	733,544
Jawa Barat	467,940	487,505	511,937	511,155	476,543
Jawa Tengah	453,796	468,613	475,333	493,583	442,676
D.I. Yogyakarta	539,722	534,509	548,620	568,951	516,470
Jawa Timur	473,954	501,600	526,479	544,474	493,277
Banten	403,858	412,246	419,185	427,252	407,218
Bali	256,123	254,319	268,989	271,628	254,391
Nusa Tenggara Barat	361,739	379,395	397,913	417,335	331,308
Nusa Tenggara Timur	455,588	494,153	499,572	510,065	471,312
Kalimantan Barat	628,531	575,176	567,553	577,190	610,927
Kalimantan Tengah	559,822	576,554	591,557	580,267	556,602
Kalimantan Selatan	713,897	749,138	759,058	759,708	685,637
Kalimantan Timur	817,442	832,297	846,785	855,079	757,829
Sulawesi Utara	607,080	600,015	614,155	614,009	602,083
Sulawesi Tengah	821,174	810,508	812,925	822,326	852,305
Sulawesi Selatan	389,357	411,743	420,911	441,456	397,069
Sulawesi Tenggara	540,782	560,275	584,947	571,939	498,691
Gorontalo	961,727	961,727	961,727	929,670	1,020,272
Sulawesi Barat	-	-	-	-	-
Maluku	1,475,524	1,404,852	1,248,334	1,310,039	1,375,949
Maluku Utara	1,278,741	1,311,460	1,341,020	1,364,504	1,257,852
Papua Barat	1,023,993	1,059,867	1,066,917	1,050,946	1,020,547
Papua	829,623	885,614	868,224	894,114	907,184
Nasional/National	638,034	645,425	640,740	652,564	628,975

SUBSEKTOR HORTIKULTURA KELOMPOK SAYUR-SAYURAN

Tabel 2.1.6 Harga Produsen Cabai Merah Menurut Provinsi (Rp/100 Kg), 2014
Table 2.1.6 Producer Price of Red Chilli by Province (Rp/100 Kg), 2014

Provinsi Province	Januari January	Februari February	Maret March	April April
(1)	(2)	(3)	(4)	(5)
Aceh	1,751,321	1,604,877	1,510,102	1,361,317
Sumatera Utara	1,764,446	1,647,719	1,559,433	1,527,380
Sumatera Barat	1,899,360	1,733,376	1,581,771	1,325,584
Riau	2,435,788	2,233,324	2,075,442	1,921,778
Jambi	3,024,744	2,767,080	2,580,119	2,439,809
Sumatera Selatan	2,585,803	2,576,223	2,365,808	2,278,633
Bengkulu	2,229,805	2,126,729	2,002,200	1,824,434
Lampung	1,879,266	1,769,872	1,684,811	1,618,827
Kepulauan Bangka Belitung	3,257,486	3,326,799	3,226,466	2,853,962
Kepulauan Riau	5,256,125	4,830,106	4,749,628	4,900,604
Jawa Barat	1,230,267	1,230,190	1,190,151	1,114,788
Jawa Tengah	1,322,262	1,294,453	1,139,262	1,143,258
D.I. Yogyakarta	1,313,413	1,345,869	1,247,576	1,202,874
Jawa Timur	1,167,027	1,169,949	1,126,651	1,029,909
Banten	1,139,272	1,150,570	1,072,192	1,044,780
Bali	1,192,280	1,202,215	1,160,267	1,033,687
Nusa Tenggara Barat	1,844,848	2,082,022	2,007,160	1,990,943
Nusa Tenggara Timur	2,356,110	2,261,063	2,263,132	2,409,727
Kalimantan Barat	2,422,600	2,543,068	2,592,259	2,678,983
Kalimantan Tengah	1,766,816	1,761,492	1,830,701	2,031,341
Kalimantan Selatan	2,310,953	2,226,825	2,036,889	1,989,054
Kalimantan Timur	2,184,107	2,142,926	2,065,615	2,102,255
Sulawesi Utara	1,788,625	1,796,774	1,976,452	2,030,033
Sulawesi Tengah	1,570,280	1,568,028	1,570,957	1,570,957
Sulawesi Selatan	1,273,247	1,288,221	1,346,924	1,372,375
Sulawesi Tenggara	1,138,115	1,116,634	1,073,359	1,078,212
Gorontalo	1,025,356	1,025,356	1,025,356	1,025,356
Sulawesi Barat	1,174,961	1,120,423	1,021,792	1,030,672
Maluku	3,238,365	3,112,075	3,342,001	3,435,116
Maluku Utara	2,600,540	2,477,840	2,533,921	2,543,768
Papua Barat	1,448,883	1,607,423	1,660,850	1,657,047
Papua	2,475,929	2,519,807	2,462,310	2,609,175
Nasional/National	2,002,138	1,958,104	1,908,799	1,880,520

Lanjutan Tabel/Continued Table 2.1.6

Provinsi <i>Province</i>	Mei <i>May</i>	Juni <i>June</i>	Juli <i>July</i>	Agustus <i>August</i>
(1)	(6)	(7)	(8)	(9)
Aceh	1,493,358	1,435,387	1,345,367	1,383,888
Sumatera Utara	1,615,354	1,528,339	1,500,041	1,593,549
Sumatera Barat	1,210,076	1,075,139	1,067,625	1,120,488
Riau	1,914,791	1,829,055	1,809,880	1,852,436
Jambi	2,328,159	2,275,567	2,383,745	2,475,419
Sumatera Selatan	2,237,597	2,231,827	2,212,467	2,284,273
Bengkulu	1,720,115	1,591,808	1,617,544	1,715,705
Lampung	1,583,297	1,543,087	1,556,808	1,595,185
Kepulauan Bangka Belitung	2,754,929	2,557,505	2,516,748	2,639,588
Kepulauan Riau	4,801,553	4,308,516	4,308,516	4,135,126
Jawa Barat	1,009,743	980,574	970,308	991,599
Jawa Tengah	1,044,270	997,124	914,173	915,853
D.I. Yogyakarta	1,098,724	1,008,279	956,192	966,278
Jawa Timur	940,378	926,269	885,557	898,197
Banten	960,530	903,381	855,393	879,136
Bali	993,824	964,110	959,970	982,553
Nusa Tenggara Barat	1,833,093	1,772,250	1,649,015	1,729,632
Nusa Tenggara Timur	2,467,211	2,463,528	2,473,012	2,519,735
Kalimantan Barat	2,562,823	2,527,270	2,598,757	2,682,047
Kalimantan Tengah	1,967,607	2,076,973	2,157,325	2,395,222
Kalimantan Selatan	1,997,702	1,945,936	1,985,135	2,001,028
Kalimantan Timur	2,048,486	2,121,643	2,121,783	2,107,738
Sulawesi Utara	1,846,591	1,754,858	1,809,853	1,657,908
Sulawesi Tengah	1,569,203	1,582,262	1,570,967	1,642,592
Sulawesi Selatan	1,416,977	1,665,840	1,550,795	1,500,842
Sulawesi Tenggara	1,011,084	1,026,332	1,056,359	1,008,471
Gorontalo	1,007,974	1,034,738	999,028	982,846
Sulawesi Barat	905,370	955,284	973,979	940,425
Maluku	3,286,838	3,146,065	3,239,383	3,211,874
Maluku Utara	2,569,236	2,555,584	2,599,892	2,552,687
Papua Barat	1,730,292	1,672,469	1,691,242	1,703,296
Papua	2,703,901	2,631,888	2,965,458	3,034,230
Nasional/National	1,832,221	1,784,028	1,790,698	1,815,620

SUBSEKTOR HORTIKULTURA KELOMPOK SAYUR-SAYURAN

Lanjutan Tabel/Continued Table 2.1.6

Provinsi Province	September September	Oktober October	November November	Desember December	Rata-rata Average
(1)	(10)	(11)	(12)	(13)	(14)
Aceh	1,409,697	1,598,151	1,702,783	1,698,257	1,524,542
Sumatera Utara	1,686,012	1,808,853	1,960,019	2,043,506	1,686,221
Sumatera Barat	1,213,395	1,324,332	1,426,061	1,467,495	1,370,392
Riau	1,883,872	1,983,888	2,085,622	2,117,953	2,011,986
Jambi	2,591,675	2,730,641	2,987,556	2,987,551	2,631,005
Sumatera Selatan	2,369,620	2,491,241	2,628,194	2,775,864	2,419,796
Bengkulu	1,805,316	1,981,611	2,094,854	2,210,186	1,910,026
Lampung	1,652,043	1,810,996	1,918,423	2,134,075	1,728,891
Kepulauan Bangka Belitung	2,813,331	2,984,294	3,170,323	3,489,635	2,965,922
Kepulauan Riau	4,341,018	4,495,376	4,638,944	4,870,892	4,636,367
Jawa Barat	1,030,389	1,099,803	1,192,749	1,311,164	1,112,644
Jawa Tengah	963,547	1,055,062	1,137,008	1,259,739	1,098,834
D.I. Yogyakarta	1,033,156	1,099,451	1,182,512	1,308,676	1,146,917
Jawa Timur	987,576	1,067,562	1,157,905	1,273,205	1,052,516
Banten	910,657	984,627	1,055,940	1,166,922	1,010,283
Bali	1,048,863	1,146,061	1,267,793	1,377,321	1,110,745
Nusa Tenggara Barat	1,784,853	2,033,964	2,138,419	2,282,933	1,929,094
Nusa Tenggara Timur	2,502,787	2,312,269	2,317,366	2,461,812	2,400,646
Kalimantan Barat	2,735,334	2,743,501	2,853,129	2,918,486	2,654,855
Kalimantan Tengah	2,192,728	2,391,716	2,560,212	2,592,727	2,143,738
Kalimantan Selatan	1,950,527	2,094,275	2,206,953	2,270,458	2,084,645
Kalimantan Timur	2,116,888	2,156,493	2,274,190	2,356,959	2,149,924
Sulawesi Utara	1,753,892	1,890,429	2,007,122	2,138,793	1,870,944
Sulawesi Tengah	1,627,757	1,664,769	1,712,046	1,717,328	1,613,929
Sulawesi Selatan	1,557,543	1,643,066	1,645,594	1,781,902	1,503,611
Sulawesi Tenggara	995,510	1,041,367	1,081,401	1,165,241	1,066,007
Gorontalo	982,846	1,055,675	1,068,631	1,147,816	1,031,748
Sulawesi Barat	956,707	1,027,217	1,062,335	1,099,538	1,022,392
Maluku	3,262,429	3,430,735	3,541,952	3,743,256	3,332,507
Maluku Utara	2,646,256	2,675,902	2,769,818	2,922,438	2,620,657
Papua Barat	2,146,788	2,168,922	2,291,761	2,444,958	1,851,994
Papua	3,079,319	3,312,821	3,269,087	3,318,976	2,865,242
Nasional/National	1,876,010	1,978,283	2,075,209	2,183,002	1,923,719

Tabel 2.1.7 **Harga Produsen Cabai Rawit Menurut Provinsi (Rp/100 Kg), 2014**
Table 2.1.7 **Producer Price of Cayenne Pepper by Province (Rp/100 Kg), 2014**

Provinsi <i>Province</i>	Januari <i>January</i>	Februari <i>February</i>	Maret <i>March</i>	April <i>April</i>
<i>(1)</i>	<i>(2)</i>	<i>(3)</i>	<i>(4)</i>	<i>(5)</i>
Aceh	2,607,570	2,818,942	2,806,950	3,091,959
Sumatera Utara	2,206,485	2,517,977	2,436,121	2,881,032
Sumatera Barat	4,102,711	4,840,358	4,608,528	5,514,902
Riau	2,814,508	3,008,422	3,145,068	3,204,116
Jambi	1,169,453	1,270,877	1,165,002	1,145,838
Sumatera Selatan	1,688,501	1,762,092	1,732,352	1,705,998
Bengkulu	2,854,149	2,978,758	2,923,221	2,873,322
Lampung	946,252	1,001,428	1,029,497	926,992
Kepulauan Bangka Belitung	3,918,114	4,482,389	4,672,631	5,664,854
Kepulauan Riau	3,924,915	3,900,816	3,944,692	3,845,338
Jawa Barat	1,001,638	1,044,296	1,187,098	1,167,079
Jawa Tengah	1,014,200	1,139,494	1,181,441	1,112,638
D.I. Yogyakarta	700,162	795,359	882,982	815,248
Jawa Timur	1,096,168	1,173,240	1,279,781	1,199,963
Banten	772,721	810,984	786,445	809,122
Bali	919,930	979,743	1,071,104	993,913
Nusa Tenggara Barat	1,656,472	1,799,702	1,881,607	1,938,275
Nusa Tenggara Timur	2,909,935	2,880,138	2,796,693	2,862,580
Kalimantan Barat	2,254,246	2,345,595	2,423,755	2,539,300
Kalimantan Tengah	1,392,702	1,449,560	1,487,176	1,551,449
Kalimantan Selatan	3,182,254	3,344,749	3,628,922	3,615,678
Kalimantan Timur	4,024,699	4,224,292	4,344,473	4,405,900
Sulawesi Utara	2,384,294	2,370,853	2,521,988	2,761,937
Sulawesi Tengah	3,504,403	3,478,635	3,648,507	3,474,032
Sulawesi Selatan	1,485,067	1,516,026	1,577,137	1,626,704
Sulawesi Tenggara	2,373,044	2,226,741	2,170,291	2,201,120
Gorontalo	2,302,479	2,337,384	2,402,604	2,449,023
Sulawesi Barat	1,626,968	1,572,110	1,705,995	1,735,232
Maluku	5,835,391	5,696,191	5,721,704	5,575,846
Maluku Utara	3,158,983	3,119,885	3,299,248	3,472,600
Papua Barat	5,068,556	5,045,868	5,095,171	5,217,578
Papua	3,744,932	3,800,773	3,877,799	3,989,076
Nasional/National	2,457,559	2,554,178	2,607,375	2,699,020

SUBSEKTOR HORTIKULTURA KELOMPOK SAYUR-SAYURAN

Lanjutan Tabel/Continued Table 2.1.7

Provinsi Province	Mei May	Juni June	Juli July	Agustus August
(1)	(6)	(7)	(8)	(9)
Aceh	3,059,694	2,965,699	3,039,922	3,200,785
Sumatera Utara	2,595,750	2,486,249	2,528,794	2,654,126
Sumatera Barat	5,199,989	4,942,359	5,045,768	5,411,198
Riau	3,106,510	2,953,103	2,898,375	3,057,429
Jambi	1,172,675	1,191,811	1,109,395	1,138,857
Sumatera Selatan	1,686,978	1,639,228	1,595,242	1,650,793
Bengkulu	3,202,131	3,440,232	3,484,102	3,680,647
Lampung	910,478	917,573	887,638	943,689
Kepulauan Bangka Belitung	5,572,725	4,949,006	5,078,269	5,129,458
Kepulauan Riau	3,412,802	3,348,340	3,376,302	3,419,076
Jawa Barat	1,118,313	1,104,525	1,092,704	1,126,845
Jawa Tengah	1,069,135	1,033,244	1,028,319	1,045,357
D.I. Yogyakarta	824,370	788,459	724,219	853,003
Jawa Timur	1,229,382	1,199,762	1,154,323	1,234,489
Banten	803,461	806,059	729,382	756,135
Bali	969,003	942,105	898,220	967,206
Nusa Tenggara Barat	1,814,373	1,804,496	1,728,188	1,695,262
Nusa Tenggara Timur	2,926,699	2,987,761	3,058,574	3,093,408
Kalimantan Barat	2,416,241	2,312,911	2,467,915	2,452,153
Kalimantan Tengah	1,492,650	1,492,581	1,514,638	1,472,460
Kalimantan Selatan	3,260,321	3,065,694	3,198,491	3,310,086
Kalimantan Timur	4,276,118	4,202,233	4,208,805	4,042,350
Sulawesi Utara	2,439,533	2,424,946	2,466,000	2,325,911
Sulawesi Tengah	3,571,753	3,552,951	3,625,953	3,565,772
Sulawesi Selatan	1,628,501	1,541,106	1,415,232	1,428,967
Sulawesi Tenggara	2,020,721	2,054,372	2,103,256	2,047,717
Gorontalo	2,414,581	2,428,156	2,460,215	2,451,136
Sulawesi Barat	1,652,449	1,669,676	1,641,023	1,835,085
Maluku	5,465,726	5,762,351	5,889,820	6,016,068
Maluku Utara	3,454,380	3,508,234	3,480,833	3,383,953
Papua Barat	5,164,518	5,441,956	5,589,008	5,367,061
Papua	3,850,396	3,847,175	3,792,102	3,746,687
Nasional/National	2,618,199	2,587,636	2,603,470	2,640,724

Lanjutan Tabel/Continued Table 2.1.7

Provinsi <i>Province</i>	September <i>September</i>	Oktober <i>October</i>	November <i>November</i>	Desember <i>December</i>	Rata-rata <i>Average</i>
(1)	(10)	(11)	(12)	(13)	(14)
Aceh	3,275,319	3,170,716	3,129,303	3,343,473	3,042,528
Sumatera Utara	2,807,399	2,631,833	2,661,726	2,868,222	2,606,310
Sumatera Barat	5,704,030	5,696,024	6,118,100	6,631,023	5,317,916
Riau	3,093,834	3,210,939	3,412,538	3,532,799	3,119,803
Jambi	1,119,797	1,188,529	1,285,473	1,359,583	1,193,108
Sumatera Selatan	1,673,972	1,755,433	1,885,409	1,999,340	1,731,278
Bengkulu	3,901,335	3,894,798	4,186,908	4,378,948	3,483,213
Lampung	947,668	993,667	1,067,466	1,125,413	974,814
Kepulauan Bangka Belitung	4,887,470	5,031,415	5,199,243	5,754,819	5,028,366
Kepulauan Riau	3,407,882	3,449,219	3,633,001	3,777,609	3,619,999
Jawa Barat	1,146,682	1,218,843	1,320,230	1,456,830	1,165,424
Jawa Tengah	1,073,745	1,142,013	1,198,323	1,297,665	1,111,298
D.I. Yogyakarta	868,609	895,989	917,720	1,032,435	841,546
Jawa Timur	1,236,053	1,264,051	1,276,902	1,396,867	1,228,415
Banten	768,242	816,536	846,460	886,828	799,365
Bali	967,678	950,423	950,486	1,019,636	969,121
Nusa Tenggara Barat	1,687,532	1,637,679	1,718,296	1,971,219	1,777,758
Nusa Tenggara Timur	3,167,588	3,187,573	3,275,735	3,399,567	3,045,521
Kalimantan Barat	2,484,617	2,338,148	2,465,511	2,547,371	2,420,647
Kalimantan Tengah	1,446,445	1,379,467	1,463,584	1,548,539	1,474,271
Kalimantan Selatan	3,267,700	3,255,015	3,310,500	3,551,670	3,332,590
Kalimantan Timur	4,123,653	4,169,554	4,365,506	4,571,113	4,246,558
Sulawesi Utara	2,424,527	2,622,279	2,718,023	2,844,569	2,525,405
Sulawesi Tengah	3,725,771	3,829,933	3,859,377	4,089,253	3,660,528
Sulawesi Selatan	1,513,049	1,523,831	1,563,063	1,733,196	1,545,990
Sulawesi Tenggara	2,055,849	1,999,152	2,078,293	2,233,209	2,130,314
Gorontalo	2,526,023	2,575,113	2,650,072	2,838,917	2,486,309
Sulawesi Barat	1,899,515	2,004,904	2,122,219	2,157,348	1,801,877
Maluku	6,082,858	6,322,316	6,686,033	7,011,028	6,005,444
Maluku Utara	3,386,670	3,496,737	3,495,529	3,704,608	3,413,472
Papua Barat	5,390,429	5,575,429	5,632,415	5,924,895	5,376,074
Papua	3,784,162	3,912,755	3,782,756	3,990,093	3,843,225
Nasional/ <i>National</i>	2,682,691	2,723,135	2,821,131	2,999,315	2,666,203

SUBSEKTOR HORTIKULTURA KELOMPOK SAYUR-SAYURAN

Tabel 2.1.8 Harga Produsen Kacang Panjang Menurut Provinsi (Rp/100 Kg), 2014
Table 2.1.8 Producer Price of Yardlong Bean by Province (Rp/100 Kg), 2014

Provinsi Province	Januari January	Februari February	Maret March	April April
<i>(1)</i>	<i>(2)</i>	<i>(3)</i>	<i>(4)</i>	<i>(5)</i>
Aceh	499,538	504,248	542,733	522,134
Sumatera Utara	431,510	448,905	469,146	462,412
Sumatera Barat	577,179	622,082	622,773	643,090
Riau	474,555	476,434	493,343	491,164
Jambi	811,860	846,890	887,726	890,077
Sumatera Selatan	565,841	566,793	582,009	571,655
Bengkulu	355,514	355,685	339,066	357,723
Lampung	481,663	495,277	466,712	462,380
Kepulauan Bangka Belitung	704,948	679,853	686,018	675,889
Kepulauan Riau	819,598	849,702	869,783	862,075
Jawa Barat	439,564	455,519	456,417	433,915
Jawa Tengah	389,245	406,445	396,329	392,331
D.I. Yogyakarta	301,624	298,909	292,228	285,295
Jawa Timur	354,769	357,077	345,754	350,475
Banten	368,705	372,397	357,167	356,112
Bali	382,739	384,536	372,635	372,045
Nusa Tenggara Barat	382,866	367,262	356,705	344,326
Nusa Tenggara Timur	488,435	512,929	504,934	499,213
Kalimantan Barat	508,096	516,735	532,857	528,080
Kalimantan Tengah	640,654	638,540	653,442	647,058
Kalimantan Selatan	668,430	688,243	740,932	711,808
Kalimantan Timur	521,523	503,945	550,887	546,915
Sulawesi Utara	364,228	382,715	382,617	382,660
Sulawesi Tengah	564,569	575,195	622,061	632,130
Sulawesi Selatan	361,130	364,157	368,603	367,534
Sulawesi Tenggara	563,442	583,836	589,101	568,204
Gorontalo	177,462	175,602	179,676	179,676
Sulawesi Barat	433,077	440,315	455,895	456,798
Maluku	1,077,435	1,108,383	1,188,693	1,157,232
Maluku Utara	876,822	878,029	882,565	859,275
Papua Barat	567,185	570,917	582,350	576,884
Papua	943,006	933,618	944,807	967,590
Nasional/National	534,288	542,537	553,624	548,567

Lanjutan Tabel/Continued Table 2.1.8

Provinsi <i>Province</i>	Mei <i>May</i>	Juni <i>June</i>	Juli <i>July</i>	Agustus <i>August</i>
(1)	(6)	(7)	(8)	(9)
Aceh	510,803	514,501	552,751	562,299
Sumatera Utara	452,472	457,194	506,008	512,293
Sumatera Barat	627,432	613,160	619,866	616,653
Riau	489,313	483,642	478,771	489,801
Jambi	906,304	946,497	957,863	973,136
Sumatera Selatan	564,300	587,447	613,751	606,443
Bengkulu	364,942	379,955	375,519	391,065
Lampung	444,537	467,945	484,047	487,271
Kepulauan Bangka Belitung	685,507	711,285	705,441	735,627
Kepulauan Riau	789,499	823,036	840,836	925,404
Jawa Barat	411,361	429,908	439,497	443,535
Jawa Tengah	375,685	368,166	389,105	403,760
D.I. Yogyakarta	278,030	288,029	301,954	347,119
Jawa Timur	344,074	345,185	371,159	382,170
Banten	360,759	360,440	354,129	361,310
Bali	369,361	373,813	420,986	428,326
Nusa Tenggara Barat	335,233	337,685	348,075	354,732
Nusa Tenggara Timur	484,762	484,765	480,960	448,619
Kalimantan Barat	515,735	526,749	509,826	533,831
Kalimantan Tengah	639,481	636,764	665,141	685,592
Kalimantan Selatan	664,553	687,276	691,657	709,926
Kalimantan Timur	544,405	530,834	517,680	516,845
Sulawesi Utara	395,961	400,600	406,005	406,676
Sulawesi Tengah	627,737	622,504	581,435	641,773
Sulawesi Selatan	372,385	368,098	365,207	366,478
Sulawesi Tenggara	570,971	591,792	607,366	637,614
Gorontalo	175,050	179,413	178,665	217,928
Sulawesi Barat	440,878	439,647	455,895	454,492
Maluku	1,182,618	1,108,301	1,094,074	1,102,532
Maluku Utara	878,469	861,031	854,922	908,530
Papua Barat	570,023	564,972	560,266	595,758
Papua	1,012,179	1,012,179	1,012,179	1,012,179
Nasional/ <i>National</i>	543,276	546,963	554,407	570,616

Lanjutan Tabel/Continued Table 2.1.8

Provinsi Province	September September	Oktober October	November November	Desember December	Rata-rata Average
(1)	(10)	(11)	(12)	(13)	(14)
Aceh	550,234	519,408	518,663	502,059	524,948
Sumatera Utara	499,786	503,802	496,635	507,834	479,000
Sumatera Barat	621,562	619,654	619,440	627,942	619,236
Riau	493,658	474,150	473,004	483,602	483,453
Jambi	939,336	989,622	953,979	926,855	919,179
Sumatera Selatan	619,623	629,658	658,303	664,128	602,496
Bengkulu	366,439	357,636	354,454	367,689	363,807
Lampung	486,772	505,768	495,853	491,747	480,831
Kepulauan Bangka Belitung	776,126	819,293	838,416	844,598	738,583
Kepulauan Riau	949,774	968,928	972,311	992,279	888,602
Jawa Barat	443,997	455,053	467,436	476,362	446,047
Jawa Tengah	405,014	406,014	410,909	426,171	397,431
D.I. Yogyakarta	342,101	332,589	347,304	371,921	315,592
Jawa Timur	381,267	386,912	393,117	400,005	367,664
Banten	367,080	357,153	370,285	384,261	364,150
Bali	415,442	426,985	452,913	446,267	403,837
Nusa Tenggara Barat	366,570	339,352	342,149	339,604	351,213
Nusa Tenggara Timur	468,639	469,043	474,037	480,361	483,058
Kalimantan Barat	545,251	540,072	540,378	533,865	527,623
Kalimantan Tengah	738,180	744,961	750,706	743,122	681,970
Kalimantan Selatan	744,132	727,873	685,855	697,926	701,551
Kalimantan Timur	558,381	558,583	564,885	566,133	540,085
Sulawesi Utara	414,152	414,152	408,384	404,726	396,906
Sulawesi Tengah	647,465	668,439	688,221	718,991	632,543
Sulawesi Selatan	369,518	376,080	375,631	378,974	369,483
Sulawesi Tenggara	658,332	682,664	694,553	690,345	619,852
Gorontalo	217,928	201,981	189,209	183,116	187,975
Sulawesi Barat	454,492	458,798	474,639	479,854	453,732
Maluku	1,126,436	1,181,570	1,189,940	1,207,028	1,143,687
Maluku Utara	916,072	923,160	958,274	964,380	896,794
Papua Barat	579,635	579,385	584,463	600,037	577,656
Papua	1,019,627	988,911	1,005,439	1,004,597	988,026
Nasional/National	577,594	581,489	585,931	590,837	560,844

Tabel 2.1.9 **Harga Produsen Kacang Merah Menurut Provinsi (Rp/100 Kg), 2014**
Table 2.1.9 **Producer Price of Red Beans by Province (Rp/100 Kg), 2014**

Provinsi <i>Province</i>	Januari <i>January</i>	Februari <i>February</i>	Maret <i>March</i>	April <i>April</i>
<i>(1)</i>	<i>(2)</i>	<i>(3)</i>	<i>(4)</i>	<i>(5)</i>
Aceh	1,179,930	1,089,409	1,100,364	1,126,796
Sumatera Utara	791,387	797,849	792,815	821,692
Sumatera Barat	972,539	1,077,800	1,037,054	1,008,084
Riau	-	-	-	-
Jambi	1,140,253	1,081,739	1,093,240	1,100,182
Sumatera Selatan	587,337	584,098	639,847	426,565
Bengkulu	1,594,928	1,594,928	1,594,928	1,594,928
Lampung	621,622	683,784	683,784	683,784
Kepulauan Bangka Belitung	-	-	-	-
Kepulauan Riau	-	-	-	-
Jawa Barat	659,279	682,271	690,722	701,692
Jawa Tengah	600,626	566,702	572,373	596,885
D.I. Yogyakarta	-	-	-	-
Jawa Timur	579,450	591,161	591,161	591,161
Banten	282,523	310,775	310,775	310,775
Bali	-	-	-	-
Nusa Tenggara Barat	513,890	500,878	459,637	574,546
Nusa Tenggara Timur	650,584	711,733	710,944	724,636
Kalimantan Barat	-	-	-	-
Kalimantan Tengah	-	-	-	-
Kalimantan Selatan	-	-	-	-
Kalimantan Timur	-	-	-	-
Sulawesi Utara	1,276,809	1,149,128	1,034,215	1,034,215
Sulawesi Tengah	999,079	999,079	999,079	999,079
Sulawesi Selatan	992,338	1,015,991	977,149	994,303
Sulawesi Tenggara	-	-	-	-
Gorontalo	-	-	-	-
Sulawesi Barat	-	-	-	-
Maluku	-	-	-	-
Maluku Utara	1,118,092	1,229,902	1,229,902	1,229,902
Papua Barat	-	-	-	-
Papua	-	-	-	-
Nasional/National	856,510	862,778	853,999	854,072

SUBSEKTOR HORTIKULTURA KELOMPOK SAYUR-SAYURAN

Lanjutan Tabel/Continued Table 2.1.9

Provinsi Province	Mei May	Juni June	Juli July	Agustus August
<i>(1)</i>	<i>(6)</i>	<i>(7)</i>	<i>(8)</i>	<i>(9)</i>
Aceh	1,085,697	1,105,292	1,080,387	1,109,553
Sumatera Utara	821,692	835,904	901,118	862,468
Sumatera Barat	979,642	996,402	1,001,688	1,013,835
Riau	-	-	-	-
Jambi	1,128,676	1,165,398	1,244,726	1,188,758
Sumatera Selatan	442,272	442,272	442,272	442,272
Bengkulu	1,754,421	1,754,421	1,929,863	1,929,863
Lampung	683,784	683,784	683,784	683,784
Kepulauan Bangka Belitung	-	-	-	-
Kepulauan Riau	-	-	-	-
Jawa Barat	639,833	639,907	655,451	649,595
Jawa Tengah	607,021	602,505	601,905	622,464
D.I. Yogyakarta	-	-	-	-
Jawa Timur	577,242	577,242	577,242	577,242
Banten	310,775	310,775	310,775	310,775
Bali	-	-	-	-
Nusa Tenggara Barat	574,546	574,546	487,519	487,519
Nusa Tenggara Timur	755,037	793,142	787,351	787,351
Kalimantan Barat	-	-	-	-
Kalimantan Tengah	-	-	-	-
Kalimantan Selatan	-	-	-	-
Kalimantan Timur	-	-	-	-
Sulawesi Utara	1,034,215	1,034,215	1,050,904	945,814
Sulawesi Tengah	1,098,987	1,098,987	1,114,043	1,114,043
Sulawesi Selatan	973,570	879,720	911,119	904,028
Sulawesi Tenggara	-	-	-	-
Gorontalo	-	-	-	-
Sulawesi Barat	-	-	-	-
Maluku	-	-	-	-
Maluku Utara	1,229,902	1,229,902	1,229,902	1,229,902
Papua Barat	-	-	-	-
Papua	-	-	-	-
Nasional/National	864,548	866,142	882,944	874,074

Lanjutan Tabel/Continued Table 2.1.9

Provinsi <i>Province</i>	September <i>September</i>	Oktober <i>October</i>	November <i>November</i>	Desember <i>December</i>	Rata-rata <i>Average</i>
(1)	(10)	(11)	(12)	(13)	(14)
Aceh	1,119,628	1,129,325	1,128,416	1,128,416	1,115,268
Sumatera Utara	864,259	883,053	874,139	809,355	837,978
Sumatera Barat	978,847	998,725	983,841	963,326	1,000,982
Riau	-	-	-	-	-
Jambi	978,931	997,771	986,674	1,053,983	1,096,694
Sumatera Selatan	442,272	486,499	486,499	535,149	496,446
Bengkulu	1,828,291	1,828,291	1,828,291	1,645,462	1,739,885
Lampung	683,784	683,784	683,784	683,784	678,604
Kepulauan Bangka Belitung	-	-	-	-	-
Kepulauan Riau	-	-	-	-	-
Jawa Barat	647,189	645,479	660,762	674,391	662,214
Jawa Tengah	616,475	619,527	611,634	596,655	601,231
D.I. Yogyakarta	-	-	-	-	-
Jawa Timur	577,242	577,242	577,242	577,242	580,906
Banten	310,775	310,775	310,775	310,775	308,420
Bali	-	-	-	-	-
Nusa Tenggara Barat	487,519	487,519	487,519	487,519	510,263
Nusa Tenggara Timur	782,146	791,520	805,469	839,052	761,580
Kalimantan Barat	-	-	-	-	-
Kalimantan Tengah	-	-	-	-	-
Kalimantan Selatan	-	-	-	-	-
Kalimantan Timur	-	-	-	-	-
Sulawesi Utara	945,814	945,814	945,814	1,005,969	1,033,577
Sulawesi Tengah	1,114,043	1,114,043	1,114,043	1,114,043	1,073,212
Sulawesi Selatan	949,995	975,483	1,033,353	1,033,353	970,033
Sulawesi Tenggara	-	-	-	-	-
Gorontalo	-	-	-	-	-
Sulawesi Barat	-	-	-	-	-
Maluku	-	-	-	-	-
Maluku Utara	1,229,902	1,229,902	1,223,048	1,223,048	1,219,442
Papua Barat	-	-	-	-	-
Papua	-	-	-	-	-
Nasional/National	856,301	864,985	867,135	863,619	863,926

SUBSEKTOR HORTIKULTURA KELOMPOK SAYUR-SAYURAN

Tabel 2.1.10 Harga Produsen Kangkung Menurut Provinsi (Rp/100 Kg), 2014
Table 2.1.10 Producer Price of Kangkong by Province (Rp/100 Kg), 2014

Provinsi Province	Januari January	Februari February	Maret March	April April
(1)	(2)	(3)	(4)	(5)
Aceh	256,873	268,427	300,896	310,837
Sumatera Utara	345,577	348,922	352,627	340,023
Sumatera Barat	365,230	401,739	403,024	398,341
Riau	418,157	452,512	456,871	459,017
Jambi	440,776	495,670	530,316	510,200
Sumatera Selatan	351,421	353,320	341,914	325,360
Bengkulu	321,050	328,295	319,193	359,330
Lampung	460,254	497,311	464,393	457,631
Kepulauan Bangka Belitung	483,028	467,046	447,818	466,250
Kepulauan Riau	601,596	609,520	628,857	620,428
Jawa Barat	244,508	250,315	244,424	239,724
Jawa Tengah	217,726	240,923	237,040	235,161
D.I. Yogyakarta	191,594	200,985	202,511	197,859
Jawa Timur	266,383	270,645	272,017	268,274
Banten	190,875	193,516	187,518	181,284
Bali	208,314	210,272	208,753	213,993
Nusa Tenggara Barat	288,006	287,202	283,601	279,849
Nusa Tenggara Timur	444,579	426,686	419,597	433,856
Kalimantan Barat	415,016	406,030	408,335	411,922
Kalimantan Tengah	332,233	332,008	331,603	313,604
Kalimantan Selatan	255,984	253,676	253,676	257,801
Kalimantan Timur	372,006	366,123	358,504	372,922
Sulawesi Utara	330,572	340,456	338,565	331,155
Sulawesi Tengah	464,014	472,381	480,345	473,278
Sulawesi Selatan	336,277	355,463	359,770	368,726
Sulawesi Tenggara	383,850	401,057	386,042	403,652
Gorontalo	169,832	169,832	169,832	171,642
Sulawesi Barat	351,614	345,643	346,156	340,021
Maluku	828,259	894,246	856,967	824,321
Maluku Utara	431,070	449,887	459,001	475,698
Papua Barat	335,528	332,330	344,976	345,388
Papua	669,002	669,002	677,020	697,610
Nasional/National	367,850	377,857	377,255	377,661

Lanjutan Tabel/Continued Table 2.1.10

Provinsi <i>Province</i>	Mei <i>May</i>	Juni <i>June</i>	Juli <i>July</i>	Agustus <i>August</i>
<i>(1)</i>	<i>(6)</i>	<i>(7)</i>	<i>(8)</i>	<i>(9)</i>
Aceh	322,584	319,895	331,147	334,130
Sumatera Utara	335,888	339,776	357,091	351,605
Sumatera Barat	373,005	373,005	383,568	374,709
Riau	459,489	470,316	497,569	497,569
Jambi	522,313	569,817	582,926	584,783
Sumatera Selatan	331,899	329,984	330,094	326,566
Bengkulu	359,330	371,786	374,721	370,428
Lampung	454,210	452,322	500,521	505,968
Kepulauan Bangka Belitung	466,250	507,845	508,133	495,621
Kepulauan Riau	592,159	582,020	579,854	597,865
Jawa Barat	241,398	243,799	245,292	247,513
Jawa Tengah	245,180	239,350	248,299	252,623
D.I. Yogyakarta	181,277	181,493	192,196	187,080
Jawa Timur	273,053	271,667	279,300	281,862
Banten	176,541	183,383	184,519	186,108
Bali	209,041	211,267	238,696	242,691
Nusa Tenggara Barat	279,312	280,388	300,828	299,580
Nusa Tenggara Timur	453,877	450,548	437,505	425,589
Kalimantan Barat	413,742	421,436	436,058	449,229
Kalimantan Tengah	325,349	322,261	325,349	330,173
Kalimantan Selatan	256,563	256,656	256,656	256,656
Kalimantan Timur	379,141	381,795	383,875	374,690
Sulawesi Utara	331,155	331,155	345,140	355,748
Sulawesi Tengah	467,906	464,983	454,021	492,973
Sulawesi Selatan	370,240	359,229	361,611	360,291
Sulawesi Tenggara	420,383	423,475	431,343	419,310
Gorontalo	175,993	174,495	174,495	176,657
Sulawesi Barat	345,303	344,167	351,407	355,942
Maluku	854,613	872,792	861,332	865,370
Maluku Utara	461,799	476,781	469,689	476,285
Papua Barat	325,205	318,088	322,200	355,404
Papua	697,610	697,610	697,610	697,610
Nasional/National	378,182	381,987	388,845	391,520

SUBSEKTOR HORTIKULTURA KELOMPOK SAYUR-SAYURAN

Lanjutan Tabel/Continued Table 2.1.10

Provinsi Province	September September	Oktober October	November November	Desember December	Rata-rata Average
<i>(1)</i>	<i>(10)</i>	<i>(11)</i>	<i>(12)</i>	<i>(13)</i>	<i>(14)</i>
Aceh	335,041	333,686	341,102	335,645	315,855
Sumatera Utara	348,060	347,614	345,391	346,546	346,593
Sumatera Barat	368,840	365,743	373,975	375,884	379,755
Riau	503,209	484,942	491,325	491,779	473,563
Jambi	593,825	588,407	594,379	675,351	557,397
Sumatera Selatan	329,064	329,788	328,344	307,060	332,068
Bengkulu	364,006	364,006	364,772	363,953	355,072
Lampung	515,939	544,247	517,710	488,453	488,247
Kepulauan Bangka Belitung	569,550	539,447	542,194	482,944	498,011
Kepulauan Riau	581,894	578,727	598,714	597,193	597,402
Jawa Barat	250,512	250,740	253,786	250,749	246,897
Jawa Tengah	251,837	247,018	248,556	246,205	242,493
D.I. Yogyakarta	184,878	185,119	186,575	184,105	189,639
Jawa Timur	284,653	282,189	284,226	280,930	276,266
Banten	188,189	191,348	190,767	194,359	187,367
Bali	243,159	239,721	245,810	249,278	226,750
Nusa Tenggara Barat	298,993	298,967	298,029	304,171	291,577
Nusa Tenggara Timur	417,324	421,073	432,424	439,248	433,525
Kalimantan Barat	455,733	439,887	443,428	446,750	428,964
Kalimantan Tengah	323,643	333,969	337,899	336,476	328,714
Kalimantan Selatan	259,114	261,222	260,043	252,471	256,710
Kalimantan Timur	367,677	364,120	365,021	369,275	371,262
Sulawesi Utara	355,655	360,254	354,268	358,836	344,413
Sulawesi Tengah	488,082	497,434	485,332	479,919	476,722
Sulawesi Selatan	360,749	367,212	366,077	362,092	360,645
Sulawesi Tenggara	418,987	418,013	432,868	419,420	413,200
Gorontalo	176,657	177,193	178,277	174,260	174,097
Sulawesi Barat	357,230	362,234	373,606	372,768	353,841
Maluku	923,646	885,728	873,049	842,320	865,220
Maluku Utara	482,242	482,242	476,778	462,036	466,959
Papua Barat	353,118	356,500	349,735	349,735	340,684
Papua	702,744	702,744	724,572	717,636	695,897
Nasional/National	395,445	393,798	395,595	392,433	384,869

Tabel 2.1.11 **Harga Produsen Kentang Menurut Provinsi (Rp/100 Kg), 2014**
Table 2.1.11 **Producer Price of Potatoes by Province (Rp/100 Kg), 2014**

Provinsi <i>Province</i>	Januari <i>January</i>	Februari <i>February</i>	Maret <i>March</i>	April <i>April</i>
(1)	(2)	(3)	(4)	(5)
Aceh	577,196	582,853	578,529	572,102
Sumatera Utara	514,465	504,119	521,907	524,087
Sumatera Barat	581,386	582,728	590,580	602,830
Riau	-	-	-	-
Jambi	329,197	335,024	349,507	352,432
Sumatera Selatan	571,567	551,502	555,230	567,546
Bengkulu	310,234	333,502	310,473	352,043
Lampung	771,100	771,100	771,100	771,100
Kepulauan Bangka Belitung	693,271	734,595	752,309	752,309
Kepulauan Riau	-	-	-	-
Jawa Barat	526,662	530,543	525,831	553,753
Jawa Tengah	458,277	457,365	449,786	458,222
D.I. Yogyakarta	599,455	599,455	599,455	599,455
Jawa Timur	462,884	473,422	475,425	459,421
Banten	971,864	956,197	998,388	982,431
Bali	554,602	582,858	570,704	579,350
Nusa Tenggara Barat	670,820	698,211	748,331	767,031
Nusa Tenggara Timur	1,235,527	1,288,405	1,293,612	1,371,868
Kalimantan Barat	1,200,000	1,200,000	1,200,000	1,200,000
Kalimantan Tengah	1,487,835	1,485,642	1,427,359	1,426,466
Kalimantan Selatan	-	-	-	-
Kalimantan Timur	-	-	-	-
Sulawesi Utara	363,546	396,784	395,743	401,086
Sulawesi Tengah	-	-	-	-
Sulawesi Selatan	813,543	844,780	825,927	866,209
Sulawesi Tenggara	1,334,761	1,294,908	1,216,354	1,216,354
Gorontalo	-	-	-	-
Sulawesi Barat	598,448	598,448	610,789	610,789
Maluku	-	-	-	-
Maluku Utara	1,440,371	2,254,304	2,254,304	2,254,304
Papua Barat	-	-	-	-
Papua	1,769,161	1,790,793	1,723,374	1,751,615
Nasional/National	784,841	826,981	822,709	833,033

SUBSEKTOR HORTIKULTURA KELOMPOK SAYUR-SAYURAN

Lanjutan Tabel/Continued Table 2.1.11

Provinsi Province	Mei May	Juni June	Juli July	Agustus August
(1)	(6)	(7)	(8)	(9)
Aceh	587,384	598,336	570,782	573,524
Sumatera Utara	537,351	525,032	557,225	544,935
Sumatera Barat	615,616	593,715	621,851	632,957
Riau	-	-	-	-
Jambi	334,392	327,567	341,053	340,761
Sumatera Selatan	567,546	567,546	599,505	595,673
Bengkulu	381,844	329,306	369,226	341,534
Lampung	771,100	771,100	771,100	771,100
Kepulauan Bangka Belitung	734,595	734,595	646,526	646,526
Kepulauan Riau	-	-	-	-
Jawa Barat	558,209	562,915	565,730	566,272
Jawa Tengah	448,747	448,385	456,927	460,465
D.I. Yogyakarta	599,455	599,455	599,455	599,455
Jawa Timur	461,777	466,111	470,172	477,583
Banten	951,638	959,797	1,037,411	1,023,575
Bali	579,350	579,350	561,761	574,639
Nusa Tenggara Barat	710,132	630,180	693,198	657,067
Nusa Tenggara Timur	1,310,124	1,301,046	1,439,109	1,488,006
Kalimantan Barat	1,200,000	1,200,000	1,200,000	1,200,000
Kalimantan Tengah	1,426,466	1,426,466	1,426,466	1,426,723
Kalimantan Selatan	-	-	-	-
Kalimantan Timur	-	-	-	-
Sulawesi Utara	399,919	397,170	400,990	398,060
Sulawesi Tengah	-	-	-	-
Sulawesi Selatan	901,943	897,349	938,987	985,214
Sulawesi Tenggara	1,216,354	1,034,085	1,051,040	996,504
Gorontalo	-	-	-	-
Sulawesi Barat	610,789	610,789	639,953	639,953
Maluku	-	-	-	-
Maluku Utara	2,254,304	2,387,813	2,525,105	2,529,228
Papua Barat	-	-	-	-
Papua	1,751,615	1,751,615	1,751,615	1,751,615
Nasional/National	829,610	820,822	843,133	842,557

Lanjutan Tabel/Continued Table 2.1.11

Provinsi <i>Province</i>	September <i>September</i>	Oktober <i>October</i>	November <i>November</i>	Desember <i>December</i>	Rata-rata <i>Average</i>
(1)	(10)	(11)	(12)	(13)	(14)
Aceh	570,924	575,186	564,456	522,591	572,822
Sumatera Utara	564,879	578,476	500,849	476,176	529,125
Sumatera Barat	610,404	618,168	599,358	598,007	603,967
Riau	-	-	-	-	-
Jambi	331,950	341,295	304,321	311,687	333,265
Sumatera Selatan	599,740	623,056	638,258	644,045	590,101
Bengkulu	375,687	432,041	409,870	415,371	363,428
Lampung	771,100	771,100	771,100	771,100	771,100
Kepulauan Bangka Belitung	646,526	622,085	633,434	648,709	687,124
Kepulauan Riau	-	-	-	-	-
Jawa Barat	576,101	581,821	576,396	555,620	556,654
Jawa Tengah	463,253	449,063	435,628	433,088	451,600
D.I. Yogyakarta	617,904	617,904	617,904	617,904	605,605
Jawa Timur	473,726	475,532	473,319	469,686	469,922
Banten	1,034,538	1,007,221	1,007,221	1,007,221	994,792
Bali	608,458	621,920	590,828	582,136	582,163
Nusa Tenggara Barat	744,354	744,354	706,156	740,623	709,205
Nusa Tenggara Timur	1,542,886	1,546,966	1,557,251	1,494,144	1,405,745
Kalimantan Barat	1,200,000	1,200,000	1,200,000	1,200,000	1,200,000
Kalimantan Tengah	1,426,723	1,429,463	1,429,463	1,429,463	1,437,378
Kalimantan Selatan	-	-	-	-	-
Kalimantan Timur	-	-	-	-	-
Sulawesi Utara	396,384	393,344	396,325	408,337	395,641
Sulawesi Tengah	-	-	-	-	-
Sulawesi Selatan	1,001,309	991,688	1,017,531	1,022,508	925,582
Sulawesi Tenggara	950,086	962,114	950,087	1,077,905	1,108,380
Gorontalo	-	-	-	-	-
Sulawesi Barat	695,703	695,703	695,703	695,703	641,897
Maluku	-	-	-	-	-
Maluku Utara	2,529,228	2,529,228	2,254,304	2,341,476	2,296,164
Papua Barat	-	-	-	-	-
Papua	1,751,615	1,751,615	1,534,031	1,534,031	1,717,725
Nasional/National	853,478	856,639	827,658	833,230	831,224

SUBSEKTOR HORTIKULTURA KELOMPOK SAYUR-SAYURAN

Tabel 2.1.12 Harga Produsen Ketimun Menurut Provinsi (Rp/100 Kg), 2014
Table 2.1.12 Producer Price of Cucumber by Province (Rp/100 Kg), 2014

Provinsi Province	Januari January	Februari February	Maret March	April April
(1)	(2)	(3)	(4)	(5)
Aceh	468,991	471,453	504,712	467,363
Sumatera Utara	294,595	300,877	312,081	316,349
Sumatera Barat	307,487	306,868	314,045	309,926
Riau	497,632	493,182	504,984	479,904
Jambi	365,205	425,637	443,039	429,883
Sumatera Selatan	487,626	478,563	470,339	468,619
Bengkulu	312,095	320,769	302,614	310,633
Lampung	202,724	199,815	194,890	187,838
Kepulauan Bangka Belitung	445,301	426,484	438,408	405,009
Kepulauan Riau	593,678	600,503	612,061	612,821
Jawa Barat	418,886	433,032	432,881	415,258
Jawa Tengah	409,732	416,518	396,467	403,056
D.I. Yogyakarta	408,567	401,994	424,643	401,742
Jawa Timur	296,772	296,388	289,929	325,804
Banten	307,289	315,826	304,760	286,636
Bali	405,379	387,064	385,826	471,131
Nusa Tenggara Barat	255,443	267,355	267,355	267,355
Nusa Tenggara Timur	149,561	151,062	151,062	148,279
Kalimantan Barat	504,857	511,718	518,363	477,916
Kalimantan Tengah	451,595	458,982	456,091	427,231
Kalimantan Selatan	519,895	520,138	564,780	555,016
Kalimantan Timur	321,855	321,903	323,844	319,240
Sulawesi Utara	397,849	412,972	409,886	415,259
Sulawesi Tengah	417,122	410,101	450,730	459,529
Sulawesi Selatan	306,301	312,510	318,543	320,474
Sulawesi Tenggara	260,370	274,209	276,351	277,552
Gorontalo	106,936	110,012	110,012	109,083
Sulawesi Barat	330,457	330,457	332,269	332,269
Maluku	586,128	635,424	668,469	667,876
Maluku Utara	183,895	181,548	202,213	202,213
Papua Barat	377,321	377,321	377,321	379,541
Papua	741,950	748,320	758,579	778,596
Nasional/National	379,172	384,344	391,173	388,419

Lanjutan Tabel/Continued Table 2.1.12

Provinsi <i>Province</i>	Mei <i>May</i>	Juni <i>June</i>	Juli <i>July</i>	Agustus <i>August</i>
(1)	(6)	(7)	(8)	(9)
Aceh	439,371	463,243	493,344	514,056
Sumatera Utara	304,636	317,586	319,941	319,238
Sumatera Barat	295,097	302,246	307,420	321,438
Riau	481,961	487,846	523,156	530,599
Jambi	446,628	481,459	493,237	483,901
Sumatera Selatan	467,305	494,464	499,926	502,582
Bengkulu	313,622	316,321	321,970	323,498
Lampung	194,350	205,398	211,024	228,312
Kepulauan Bangka Belitung	400,131	438,468	467,934	484,583
Kepulauan Riau	592,716	636,820	662,480	710,949
Jawa Barat	422,703	436,152	440,037	451,253
Jawa Tengah	429,184	431,650	437,472	451,656
D.I. Yogyakarta	419,760	412,757	424,065	507,368
Jawa Timur	315,658	316,124	311,025	320,912
Banten	273,587	277,341	285,680	292,476
Bali	477,543	495,617	524,648	539,293
Nusa Tenggara Barat	267,355	271,636	267,726	259,786
Nusa Tenggara Timur	149,079	149,079	149,079	149,079
Kalimantan Barat	480,660	495,048	492,081	510,961
Kalimantan Tengah	468,877	502,081	531,956	625,096
Kalimantan Selatan	614,498	629,342	639,837	665,800
Kalimantan Timur	324,973	332,337	328,989	350,425
Sulawesi Utara	421,482	421,482	421,482	421,482
Sulawesi Tengah	472,465	472,073	472,073	472,073
Sulawesi Selatan	323,518	343,782	335,583	337,534
Sulawesi Tenggara	290,102	295,069	295,203	298,217
Gorontalo	109,083	109,185	113,312	113,312
Sulawesi Barat	332,269	332,269	335,806	335,806
Maluku	722,088	742,991	764,851	778,766
Maluku Utara	196,650	191,918	191,798	188,046
Papua Barat	379,541	369,744	374,962	378,998
Papua	778,596	778,596	778,596	778,596
Nasional/National	393,922	404,691	413,022	426,440

SUBSEKTOR HORTIKULTURA KELOMPOK SAYUR-SAYURAN

Lanjutan Tabel/Continued Table 2.1.12

Provinsi Province	September September	Oktober October	November November	Desember December	Rata-rata Average
(1)	(10)	(11)	(12)	(13)	(14)
Aceh	519,117	502,309	504,718	528,398	489,756
Sumatera Utara	315,653	306,525	296,880	310,520	309,573
Sumatera Barat	316,379	314,906	316,207	324,104	311,344
Riau	537,327	524,254	517,668	535,843	509,530
Jambi	498,261	489,897	474,653	488,840	460,053
Sumatera Selatan	517,209	525,892	523,705	506,991	495,268
Bengkulu	329,997	323,116	330,203	312,627	318,122
Lampung	240,902	244,151	217,619	200,316	210,611
Kepulauan Bangka Belitung	471,208	477,919	458,179	435,966	445,799
Kepulauan Riau	699,282	698,249	689,825	704,401	651,149
Jawa Barat	459,331	460,773	480,393	458,191	442,408
Jawa Tengah	454,923	447,437	460,059	462,581	433,394
D.I. Yogyakarta	521,385	520,201	525,435	555,877	460,316
Jawa Timur	327,213	329,543	341,188	324,495	316,254
Banten	296,193	290,429	297,706	298,388	293,859
Bali	559,296	600,009	613,370	593,897	504,423
Nusa Tenggara Barat	258,126	300,777	304,900	313,317	275,094
Nusa Tenggara Timur	150,435	150,435	151,139	146,572	149,572
Kalimantan Barat	510,705	508,919	512,972	503,559	502,313
Kalimantan Tengah	611,565	644,904	627,526	647,952	537,821
Kalimantan Selatan	698,277	691,898	656,276	678,728	619,540
Kalimantan Timur	362,996	374,388	371,401	377,209	342,463
Sulawesi Utara	421,482	424,843	424,843	421,908	417,914
Sulawesi Tengah	485,694	479,065	452,038	448,464	457,619
Sulawesi Selatan	345,454	350,031	356,004	361,143	334,240
Sulawesi Tenggara	304,031	305,904	308,715	323,610	292,445
Gorontalo	117,482	121,177	121,243	119,004	113,320
Sulawesi Barat	342,995	327,898	337,856	343,693	334,504
Maluku	777,025	837,734	853,836	863,849	741,586
Maluku Utara	191,337	199,809	192,698	201,715	193,653
Papua Barat	378,998	382,296	381,976	356,674	376,225
Papua	778,596	834,478	973,455	1,032,386	813,395
Nasional/National	431,215	437,193	439,834	443,163	411,049

Tabel 2.1.13 **Harga Produsen Kol/Kubis Menurut Provinsi (Rp/100 Kg), 2014**
Table 2.1.13 **Producer Price of Cabbage by Province (Rp/100 Kg), 2014**

Provinsi <i>Province</i>	Januari <i>January</i>	Februari <i>February</i>	Maret <i>March</i>	April <i>April</i>
<i>(1)</i>	<i>(2)</i>	<i>(3)</i>	<i>(4)</i>	<i>(5)</i>
Aceh	366,646	389,342	381,025	404,749
Sumatera Utara	189,919	208,236	211,702	207,103
Sumatera Barat	252,516	260,672	263,520	251,291
Riau	360,493	335,123	335,123	335,123
Jambi	145,060	145,060	138,728	138,728
Sumatera Selatan	394,414	407,216	409,035	398,402
Bengkulu	152,786	161,887	156,709	133,847
Lampung	389,008	367,821	361,990	361,990
Kepulauan Bangka Belitung	412,144	412,144	412,144	412,144
Kepulauan Riau	442,840	442,840	442,840	442,840
Jawa Barat	295,207	297,181	319,140	301,975
Jawa Tengah	179,543	172,646	180,080	177,056
D.I. Yogyakarta	-	-	-	-
Jawa Timur	429,425	440,046	427,329	413,805
Banten	135,089	135,089	112,219	112,219
Bali	259,311	255,238	247,427	207,744
Nusa Tenggara Barat	348,540	348,540	357,044	327,676
Nusa Tenggara Timur	498,389	487,481	498,389	498,389
Kalimantan Barat	505,651	505,651	505,651	505,651
Kalimantan Tengah	927,396	927,396	860,918	823,341
Kalimantan Selatan	225,000	225,000	225,000	199,142
Kalimantan Timur	911,668	911,668	903,024	903,024
Sulawesi Utara	213,681	213,681	212,389	212,389
Sulawesi Tengah	294,797	275,723	288,581	310,982
Sulawesi Selatan	284,882	302,489	309,340	305,589
Sulawesi Tenggara	943,994	981,012	1,000,270	1,000,270
Gorontalo	389,871	389,871	389,871	389,871
Sulawesi Barat	511,479	511,479	511,479	511,479
Maluku	979,487	1,113,809	1,086,119	1,063,060
Maluku Utara	248,155	248,155	248,155	248,155
Papua Barat	1,307,675	1,309,033	1,309,033	1,301,044
Papua	927,260	879,452	898,277	920,828
Nasional/National	449,107	453,580	451,695	445,803

SUBSEKTOR HORTIKULTURA KELOMPOK SAYUR-SAYURAN

Lanjutan Tabel/Continued Table 2.1.13

Provinsi Province	Mei May	Juni June	Juli July	Agustus August
(1)	(6)	(7)	(8)	(9)
Aceh	413,449	403,239	378,854	392,836
Sumatera Utara	216,680	212,981	242,311	247,905
Sumatera Barat	260,710	269,624	283,823	280,400
Riau	335,123	335,123	385,391	385,391
Jambi	138,728	127,922	130,384	128,712
Sumatera Selatan	402,861	411,192	408,250	426,229
Bengkulu	153,362	169,154	184,856	173,679
Lampung	340,164	375,876	430,451	388,849
Kepulauan Bangka Belitung	412,144	412,144	412,144	412,144
Kepulauan Riau	442,840	442,840	442,840	442,840
Jawa Barat	324,731	319,380	309,892	327,380
Jawa Tengah	182,043	179,029	187,533	202,060
D.I. Yogyakarta	-	-	-	-
Jawa Timur	408,359	397,637	413,567	428,659
Banten	112,219	112,568	118,657	118,657
Bali	220,629	231,618	237,761	256,268
Nusa Tenggara Barat	327,676	349,173	370,190	357,415
Nusa Tenggara Timur	490,551	486,867	479,425	487,290
Kalimantan Barat	505,651	505,651	505,651	505,651
Kalimantan Tengah	833,385	860,918	860,918	862,947
Kalimantan Selatan	199,142	199,142	199,142	199,142
Kalimantan Timur	903,024	903,024	906,189	923,629
Sulawesi Utara	212,389	212,389	233,234	229,091
Sulawesi Tengah	310,982	318,481	303,571	303,571
Sulawesi Selatan	322,931	317,991	329,563	343,467
Sulawesi Tenggara	1,068,292	965,311	985,293	992,589
Gorontalo	389,871	389,871	389,871	389,871
Sulawesi Barat	511,479	511,479	532,365	532,365
Maluku	1,014,485	1,031,744	1,014,204	1,038,087
Maluku Utara	248,155	287,660	302,220	302,220
Papua Barat	1,280,369	1,289,584	1,310,153	1,381,149
Papua	920,828	929,647	983,938	949,462
Nasional/National	448,492	450,299	460,408	464,837

Lanjutan Tabel/Continued Table 2.1.13

Provinsi <i>Province</i>	September <i>September</i>	Oktober <i>October</i>	November <i>November</i>	Desember <i>December</i>	Rata-rata <i>Average</i>
(1)	(10)	(11)	(12)	(13)	(14)
Aceh	392,836	394,473	396,163	401,285	392,908
Sumatera Utara	262,495	253,610	241,659	221,718	226,360
Sumatera Barat	292,254	291,803	287,226	283,458	273,108
Riau	385,391	385,391	308,313	269,774	346,313
Jambi	138,250	138,250	138,250	138,250	137,193
Sumatera Selatan	423,368	444,349	448,819	432,627	417,230
Bengkulu	180,728	187,439	187,439	177,893	168,315
Lampung	416,244	451,624	419,840	397,851	391,809
Kepulauan Bangka Belitung	412,144	412,144	412,144	412,144	412,144
Kepulauan Riau	442,840	442,840	442,840	442,840	442,840
Jawa Barat	343,297	346,360	347,777	336,895	322,435
Jawa Tengah	215,096	202,058	199,271	201,766	189,848
D.I. Yogyakarta	-	-	-	-	-
Jawa Timur	469,897	473,623	476,341	430,499	434,099
Banten	118,657	118,657	118,657	124,448	119,761
Bali	267,357	265,257	248,689	246,889	245,349
Nusa Tenggara Barat	368,952	379,351	379,351	354,793	355,725
Nusa Tenggara Timur	473,515	486,062	494,559	508,904	490,818
Kalimantan Barat	505,651	505,651	505,651	556,216	509,865
Kalimantan Tengah	862,947	861,012	861,012	862,763	867,079
Kalimantan Selatan	199,142	199,142	199,142	199,142	205,607
Kalimantan Timur	875,366	886,042	886,042	886,042	899,895
Sulawesi Utara	232,936	230,310	236,839	230,313	222,470
Sulawesi Tengah	288,197	303,786	334,311	334,311	305,608
Sulawesi Selatan	348,416	355,126	374,661	341,048	327,959
Sulawesi Tenggara	957,107	959,671	1,040,510	1,003,757	991,506
Gorontalo	389,871	389,871	399,499	342,110	386,693
Sulawesi Barat	532,365	532,365	532,365	532,365	521,922
Maluku	1,086,475	1,087,914	975,997	988,103	1,039,957
Maluku Utara	315,833	319,465	282,103	300,986	279,272
Papua Barat	1,396,593	1,402,461	1,326,907	1,348,404	1,330,200
Papua	946,083	1,022,135	1,286,082	1,284,647	995,720
Nasional/National	469,042	475,105	477,047	470,717	459,678

SUBSEKTOR HORTIKULTURA KELOMPOK SAYUR-SAYURAN

Tabel 2.1.14 Harga Produsen Lobak Menurut Provinsi (Rp/100 Kg), 2014
Table 2.1.14 Producer Price of Radish by Province (Rp/100 Kg), 2014

Provinsi Province	Januari January	Februari February	Maret March	April April
<i>(1)</i>	<i>(2)</i>	<i>(3)</i>	<i>(4)</i>	<i>(5)</i>
Aceh	266,576	266,576	266,576	266,576
Sumatera Utara	220,000	220,000	230,738	230,738
Sumatera Barat	316,947	335,591	322,684	314,500
Riau	418,018	418,018	418,018	418,018
Jambi	310,000	279,000	223,200	223,200
Sumatera Selatan	-	-	-	-
Bengkulu	-	-	-	-
Lampung	-	-	-	-
Kepulauan Bangka Belitung	404,397	418,125	418,125	418,125
Kepulauan Riau	-	-	-	-
Jawa Barat	313,980	313,980	311,284	307,211
Jawa Tengah	238,077	238,077	261,542	246,919
D.I. Yogyakarta	-	-	-	-
Jawa Timur	197,393	198,166	198,166	198,166
Banten	500,071	500,071	527,121	527,121
Bali	168,011	168,011	168,011	168,011
Nusa Tenggara Barat	-	-	-	-
Nusa Tenggara Timur	-	-	-	-
Kalimantan Barat	493,122	493,122	493,122	531,533
Kalimantan Tengah	-	-	-	-
Kalimantan Selatan	-	-	-	-
Kalimantan Timur	528,214	528,214	528,214	528,214
Sulawesi Utara	700,000	700,000	700,000	700,000
Sulawesi Tengah	-	-	-	-
Sulawesi Selatan	-	-	-	-
Sulawesi Tenggara	-	-	-	-
Gorontalo	-	-	-	-
Sulawesi Barat	-	-	-	-
Maluku	-	-	-	-
Maluku Utara	-	-	-	-
Papua Barat	-	-	-	-
Papua	-	-	-	-
Nasional/National	362,486	362,639	361,914	362,738

Lanjutan Tabel/Continued Table 2.1.14

Provinsi <i>Province</i>	Mei <i>May</i>	Juni <i>June</i>	Juli <i>July</i>	Agustus <i>August</i>
(1)	(6)	(7)	(8)	(9)
Aceh	266,576	266,576	266,576	266,576
Sumatera Utara	230,738	230,738	230,738	230,738
Sumatera Barat	322,684	304,576	312,503	316,816
Riau	418,018	418,018	480,721	560,841
Jambi	223,200	223,200	223,200	223,200
Sumatera Selatan	-	-	-	-
Bengkulu	-	-	-	-
Lampung	-	-	-	-
Kepulauan Bangka Belitung	464,479	505,240	505,240	505,240
Kepulauan Riau	-	-	-	-
Jawa Barat	323,312	328,215	342,099	351,358
Jawa Tengah	227,686	234,140	234,140	233,670
D.I. Yogyakarta	-	-	-	-
Jawa Timur	206,793	206,793	202,635	206,577
Banten	527,121	527,121	552,849	552,849
Bali	184,812	184,812	184,812	184,812
Nusa Tenggara Barat	-	-	-	-
Nusa Tenggara Timur	-	-	-	-
Kalimantan Barat	571,190	571,190	571,190	571,190
Kalimantan Tengah	-	-	-	-
Kalimantan Selatan	-	-	-	-
Kalimantan Timur	528,214	528,214	528,214	528,214
Sulawesi Utara	700,000	700,000	700,000	700,000
Sulawesi Tengah	-	-	-	-
Sulawesi Selatan	-	-	-	-
Sulawesi Tenggara	-	-	-	-
Gorontalo	-	-	-	-
Sulawesi Barat	-	-	-	-
Maluku	-	-	-	-
Maluku Utara	-	-	-	-
Papua Barat	-	-	-	-
Papua	-	-	-	-
Nasional/National	371,059	373,488	381,065	388,006

SUBSEKTOR HORTIKULTURA KELOMPOK SAYUR-SAYURAN

Lanjutan Tabel/Continued Table 2.1.14

Provinsi Province	September September	Oktober October	November November	Desember December	Rata-rata Average
<i>(1)</i>	<i>(10)</i>	<i>(11)</i>	<i>(12)</i>	<i>(13)</i>	<i>(14)</i>
Aceh	266,576	266,576	266,576	271,706	267,003
Sumatera Utara	230,738	230,738	230,738	230,738	228,948
Sumatera Barat	320,316	318,467	323,025	316,289	318,700
Riau	640,961	640,961	576,865	519,178	493,970
Jambi	223,200	223,200	223,200	223,200	235,083
Sumatera Selatan	-	-	-	-	-
Bengkulu	-	-	-	-	-
Lampung	-	-	-	-	-
Kepulauan Bangka Belitung	505,240	505,240	526,863	526,863	475,265
Kepulauan Riau	-	-	-	-	-
Jawa Barat	352,036	352,036	352,036	340,111	332,305
Jawa Tengah	238,167	238,167	238,167	238,167	238,910
D.I. Yogyakarta	-	-	-	-	-
Jawa Timur	203,874	207,467	204,753	207,207	203,166
Banten	552,849	552,849	552,849	603,108	539,665
Bali	184,812	184,812	184,812	184,812	179,212
Nusa Tenggara Barat	-	-	-	-	-
Nusa Tenggara Timur	-	-	-	-	-
Kalimantan Barat	592,402	555,607	555,607	555,607	546,240
Kalimantan Tengah	-	-	-	-	-
Kalimantan Selatan	-	-	-	-	-
Kalimantan Timur	528,214	528,214	528,214	528,214	528,214
Sulawesi Utara	700,000	700,000	700,000	775,000	706,250
Sulawesi Tengah	-	-	-	-	-
Sulawesi Selatan	-	-	-	-	-
Sulawesi Tenggara	-	-	-	-	-
Gorontalo	-	-	-	-	-
Sulawesi Barat	-	-	-	-	-
Maluku	-	-	-	-	-
Maluku Utara	-	-	-	-	-
Papua Barat	-	-	-	-	-
Papua	-	-	-	-	-
Nasional/National	395,670	393,167	390,265	394,300	378,066

Tabel 2.1.15 **Harga Produsen Melinjo Menurut Provinsi (Rp/100 Kg), 2014**
Table 2.1.15 **Producer Price of Genetum Gnemon by Province (Rp/100 Kg), 2014**

Provinsi <i>Province</i>	Januari <i>January</i>	Februari <i>February</i>	Maret <i>March</i>	April <i>April</i>
(1)	(2)	(3)	(4)	(5)
Aceh	454,679	454,679	429,598	417,161
Sumatera Utara	761,345	863,393	836,990	796,904
Sumatera Barat	391,406	391,406	415,869	415,869
Riau	-	-	-	-
Jambi	1,315,817	1,349,999	1,349,999	1,349,999
Sumatera Selatan	274,464	274,464	274,464	274,464
Bengkulu	632,455	632,455	632,455	632,455
Lampung	305,712	305,712	300,189	300,189
Kepulauan Bangka Belitung	695,722	695,722	695,722	695,722
Kepulauan Riau	770,821	770,821	770,821	770,821
Jawa Barat	245,401	253,701	267,207	268,625
Jawa Tengah	338,977	349,793	338,924	361,986
D.I. Yogyakarta	282,432	308,256	307,305	322,789
Jawa Timur	305,635	305,765	308,922	312,160
Banten	373,498	367,571	374,179	382,922
Bali	-	-	-	-
Nusa Tenggara Barat	-	-	-	-
Nusa Tenggara Timur	-	-	-	-
Kalimantan Barat	366,454	366,454	366,454	366,454
Kalimantan Tengah	-	-	-	-
Kalimantan Selatan	-	-	-	-
Kalimantan Timur	602,524	632,650	632,650	632,650
Sulawesi Utara	-	-	-	-
Sulawesi Tengah	-	-	-	-
Sulawesi Selatan	-	-	-	-
Sulawesi Tenggara	-	-	-	-
Gorontalo	-	-	-	-
Sulawesi Barat	-	-	-	-
Maluku	-	-	-	-
Maluku Utara	356,805	356,805	344,029	344,029
Papua Barat	-	-	-	-
Papua	507,347	507,347	507,347	507,347
Nasional/National	498,972	510,389	508,507	508,475

SUBSEKTOR HORTIKULTURA KELOMPOK SAYUR-SAYURAN

Lanjutan Tabel/Continued Table 2.1.15

Provinsi Province	Mei May	Juni June	Juli July	Agustus August
<i>(1)</i>	<i>(6)</i>	<i>(7)</i>	<i>(8)</i>	<i>(9)</i>
Aceh	419,981	448,854	434,533	436,868
Sumatera Utara	728,100	753,150	819,019	826,416
Sumatera Barat	415,869	391,406	401,191	401,191
Riau	-	-	-	-
Jambi	1,349,999	1,349,999	1,349,999	1,349,999
Sumatera Selatan	274,464	274,464	274,464	274,464
Bengkulu	800,000	800,000	839,047	806,969
Lampung	316,315	321,265	332,930	339,744
Kepulauan Bangka Belitung	695,722	695,722	695,722	695,722
Kepulauan Riau	770,821	770,821	770,821	770,821
Jawa Barat	253,724	241,869	238,689	251,012
Jawa Tengah	350,463	361,765	380,080	393,428
D.I. Yogyakarta	319,700	310,868	305,577	305,106
Jawa Timur	315,898	315,479	320,570	327,843
Banten	435,008	452,003	435,939	448,626
Bali	-	-	-	-
Nusa Tenggara Barat	-	-	-	-
Nusa Tenggara Timur	-	-	-	-
Kalimantan Barat	366,454	366,454	393,608	355,665
Kalimantan Tengah	-	-	-	-
Kalimantan Selatan	-	-	-	-
Kalimantan Timur	632,650	632,650	632,650	632,650
Sulawesi Utara	-	-	-	-
Sulawesi Tengah	-	-	-	-
Sulawesi Selatan	-	-	-	-
Sulawesi Tenggara	-	-	-	-
Gorontalo	-	-	-	-
Sulawesi Barat	-	-	-	-
Maluku	-	-	-	-
Maluku Utara	344,029	344,029	344,029	344,029
Papua Barat	-	-	-	-
Papua	507,347	507,347	507,347	507,347
Nasional/National	516,475	518,786	526,456	525,994

Lanjutan Tabel/Continued Table 2.1.15

Provinsi <i>Province</i>	September <i>September</i>	Oktober <i>October</i>	November <i>November</i>	Desember <i>December</i>	Rata-rata <i>Average</i>
(1)	(10)	(11)	(12)	(13)	(14)
Aceh	437,988	443,337	437,064	445,205	438,329
Sumatera Utara	839,376	830,000	853,413	856,159	813,689
Sumatera Barat	391,406	391,406	371,321	371,321	395,805
Riau	-	-	-	-	-
Jambi	1,349,999	1,349,999	1,423,025	1,423,025	1,359,322
Sumatera Selatan	274,464	274,464	274,464	274,464	274,464
Bengkulu	698,856	628,970	550,349	605,384	688,283
Lampung	342,997	369,415	378,460	364,165	331,424
Kepulauan Bangka Belitung	695,722	695,722	695,722	695,722	695,722
Kepulauan Riau	770,821	770,821	770,821	770,821	770,821
Jawa Barat	241,922	241,104	242,914	241,293	248,955
Jawa Tengah	378,163	367,029	367,096	356,454	362,013
D.I. Yogyakarta	299,752	281,426	282,834	268,149	299,516
Jawa Timur	332,259	323,632	324,102	327,618	318,324
Banten	461,586	486,522	477,795	473,391	430,753
Bali	-	-	-	-	-
Nusa Tenggara Barat	-	-	-	-	-
Nusa Tenggara Timur	-	-	-	-	-
Kalimantan Barat	355,665	409,073	409,073	409,073	377,573
Kalimantan Tengah	-	-	-	-	-
Kalimantan Selatan	-	-	-	-	-
Kalimantan Timur	632,650	632,650	632,650	632,650	630,139
Sulawesi Utara	-	-	-	-	-
Sulawesi Tengah	-	-	-	-	-
Sulawesi Selatan	-	-	-	-	-
Sulawesi Tenggara	-	-	-	-	-
Gorontalo	-	-	-	-	-
Sulawesi Barat	-	-	-	-	-
Maluku	-	-	-	-	-
Maluku Utara	344,029	344,029	344,029	344,029	346,158
Papua Barat	-	-	-	-	-
Papua	507,347	507,347	507,347	507,347	507,347
Nasional/National	519,722	519,275	519,026	520,348	516,035

SUBSEKTOR HORTIKULTURA KELOMPOK SAYUR-SAYURAN

Tabel 2.1.16 Harga Produsen Nangka Muda Menurut Provinsi (Rp/100 Kg), 2014
Table 2.1.16 Producer Price of Young Jackfruits by Province (Rp/100 Kg), 2014

Provinsi Province	Januari January	Februari February	Maret March	April April
<i>(1)</i>	<i>(2)</i>	<i>(3)</i>	<i>(4)</i>	<i>(5)</i>
Aceh	272,453	267,277	286,219	275,269
Sumatera Utara	230,955	238,841	238,841	249,267
Sumatera Barat	347,309	328,145	328,145	310,039
Riau	196,010	202,147	202,147	194,008
Jambi	294,964	294,964	306,354	307,504
Sumatera Selatan	195,220	195,220	195,220	210,849
Bengkulu	294,399	298,134	306,101	289,408
Lampung	287,179	270,311	280,721	258,246
Kepulauan Bangka Belitung	129,543	143,591	152,629	158,297
Kepulauan Riau	354,065	364,101	372,780	356,509
Jawa Barat	248,963	249,842	255,758	271,667
Jawa Tengah	229,984	216,368	229,198	244,802
D.I. Yogyakarta	391,748	424,889	443,331	412,361
Jawa Timur	310,923	314,050	321,610	343,738
Banten	297,457	308,243	306,194	307,744
Bali	342,739	343,049	349,799	367,400
Nusa Tenggara Barat	144,654	144,654	148,183	148,183
Nusa Tenggara Timur	132,430	132,430	132,430	132,430
Kalimantan Barat	308,058	302,545	308,655	304,203
Kalimantan Tengah	194,956	189,406	189,406	213,179
Kalimantan Selatan	307,955	312,038	321,940	323,076
Kalimantan Timur	536,150	497,669	497,669	525,919
Sulawesi Utara	186,277	186,277	186,277	186,277
Sulawesi Tengah	450,963	443,742	414,746	434,087
Sulawesi Selatan	267,293	267,034	268,598	281,365
Sulawesi Tenggara	165,000	165,000	165,000	165,000
Gorontalo	-	-	-	-
Sulawesi Barat	264,469	264,469	264,469	264,469
Maluku	473,484	451,777	474,527	457,766
Maluku Utara	472,955	470,079	500,653	500,653
Papua Barat	289,091	318,000	322,633	354,896
Papua	364,855	401,340	421,407	421,407
Nasional/National	289,758	290,504	296,505	299,033

Lanjutan Tabel/Continued Table 2.1.16

Provinsi <i>Province</i>	Mei <i>May</i>	Juni <i>June</i>	Juli <i>July</i>	Agustus <i>August</i>
(1)	(6)	(7)	(8)	(9)
Aceh	270,533	273,597	276,662	279,447
Sumatera Utara	231,813	231,813	234,560	235,178
Sumatera Barat	323,313	316,829	318,115	328,404
Riau	192,384	189,782	197,514	200,222
Jambi	307,504	307,504	307,504	307,504
Sumatera Selatan	215,607	213,347	215,468	215,468
Bengkulu	275,859	293,642	306,294	302,340
Lampung	234,792	237,147	256,364	246,782
Kepulauan Bangka Belitung	158,297	158,297	157,730	160,766
Kepulauan Riau	381,434	347,537	355,727	355,727
Jawa Barat	280,317	279,785	276,930	275,209
Jawa Tengah	255,755	258,888	254,822	255,517
D.I. Yogyakarta	432,715	426,567	381,947	403,898
Jawa Timur	345,058	340,719	346,493	349,048
Banten	321,862	313,214	308,245	311,418
Bali	365,918	363,156	363,156	367,023
Nusa Tenggara Barat	137,561	143,069	146,888	146,888
Nusa Tenggara Timur	132,430	132,430	132,430	132,430
Kalimantan Barat	291,068	296,424	305,648	300,126
Kalimantan Tengah	209,965	231,575	244,066	244,865
Kalimantan Selatan	321,778	321,778	321,778	325,635
Kalimantan Timur	520,480	531,286	520,891	527,806
Sulawesi Utara	186,277	186,277	186,277	186,277
Sulawesi Tengah	434,087	434,087	434,087	434,087
Sulawesi Selatan	281,797	281,797	288,294	284,022
Sulawesi Tenggara	170,345	170,345	166,154	166,154
Gorontalo	-	-	-	-
Sulawesi Barat	264,469	264,469	264,469	264,469
Maluku	477,321	462,735	473,008	474,677
Maluku Utara	491,608	491,608	491,608	502,701
Papua Barat	354,896	367,604	374,679	362,696
Papua	421,407	421,407	421,407	421,407
Nasional/National	299,634	299,636	300,942	302,200

SUBSEKTOR HORTIKULTURA KELOMPOK SAYUR-SAYURAN

Lanjutan Tabel/Continued Table 2.1.16

Provinsi Province	September September	Oktober October	November November	Desember December	Rata-rata Average
(1)	(10)	(11)	(12)	(13)	(14)
Aceh	277,788	291,868	295,656	304,489	280,938
Sumatera Utara	235,178	235,178	239,704	220,862	235,183
Sumatera Barat	327,012	331,529	328,472	328,472	326,315
Riau	202,076	205,965	200,670	197,489	198,368
Jambi	307,504	307,504	306,520	320,510	306,320
Sumatera Selatan	215,468	221,718	227,904	220,233	211,810
Bengkulu	318,820	325,468	337,122	343,610	307,600
Lampung	251,874	260,038	263,858	244,481	257,649
Kepulauan Bangka Belitung	160,766	163,860	163,860	163,860	155,958
Kepulauan Riau	365,673	359,308	335,829	341,335	357,502
Jawa Barat	269,644	264,995	267,294	257,892	266,525
Jawa Tengah	257,817	258,410	258,212	261,129	248,408
D.I. Yogyakarta	413,685	406,442	414,731	405,508	413,152
Jawa Timur	359,122	352,470	350,565	350,291	340,341
Banten	311,969	311,969	306,221	302,567	308,925
Bali	367,819	367,819	372,228	387,132	363,103
Nusa Tenggara Barat	156,524	156,524	156,524	156,524	148,848
Nusa Tenggara Timur	132,430	132,430	132,430	132,430	132,430
Kalimantan Barat	300,126	306,898	315,598	313,318	304,389
Kalimantan Tengah	247,767	251,971	251,971	251,971	226,758
Kalimantan Selatan	328,665	328,665	319,624	324,742	321,473
Kalimantan Timur	529,466	533,688	538,026	540,684	524,978
Sulawesi Utara	186,277	186,277	186,277	189,862	186,576
Sulawesi Tengah	434,087	434,087	434,087	434,087	434,686
Sulawesi Selatan	283,285	285,704	285,389	291,571	280,512
Sulawesi Tenggara	166,154	166,154	166,154	169,448	166,742
Gorontalo	-	-	-	-	-
Sulawesi Barat	264,469	264,469	264,469	264,469	264,469
Maluku	465,158	495,388	485,934	485,391	473,097
Maluku Utara	498,797	498,797	498,797	478,977	491,436
Papua Barat	362,696	369,676	376,791	382,280	352,995
Papua	421,407	421,407	463,548	469,903	422,575
Nasional/National	303,856	306,344	307,886	307,597	300,325

Tabel 2.1.17 **Harga Produsen Petai Menurut Provinsi (Rp/10 Papan), 2014**
Table 2.1.17 **Producer Price of Twisted Cluster Bean by Province (Rp/10 Pad), 2014**

Provinsi <i>Province</i>	Januari <i>January</i>	Februari <i>February</i>	Maret <i>March</i>	April <i>April</i>
(1)	(2)	(3)	(4)	(5)
Aceh	42,445	42,445	46,863	46,863
Sumatera Utara	16,341	16,738	17,533	19,083
Sumatera Barat	22,554	26,806	26,945	25,740
Riau	14,507	14,890	15,372	15,434
Jambi	8,541	8,783	9,529	9,267
Sumatera Selatan	9,435	9,550	9,550	9,802
Bengkulu	17,288	17,603	17,690	18,705
Lampung	18,593	19,086	19,444	19,168
Kepulauan Bangka Belitung	13,215	13,215	12,862	12,862
Kepulauan Riau	17,204	17,204	17,204	17,204
Jawa Barat	20,077	20,358	20,595	19,765
Jawa Tengah	26,200	26,374	26,349	26,133
D.I. Yogyakarta	11,675	12,772	11,983	12,718
Jawa Timur	17,317	17,558	17,289	17,605
Banten	14,248	14,213	14,410	13,833
Bali	-	-	-	-
Nusa Tenggara Barat	-	-	-	-
Nusa Tenggara Timur	-	-	-	-
Kalimantan Barat	14,718	15,002	15,242	14,528
Kalimantan Tengah	15,368	15,368	15,368	15,335
Kalimantan Selatan	14,887	14,887	14,887	14,887
Kalimantan Timur	18,209	17,476	17,526	17,810
Sulawesi Utara	-	-	-	-
Sulawesi Tengah	-	-	-	-
Sulawesi Selatan	18,109	17,603	17,062	16,995
Sulawesi Tenggara	7,969	7,969	7,969	7,969
Gorontalo	-	-	-	-
Sulawesi Barat	-	-	-	-
Maluku	-	-	-	-
Maluku Utara	26,155	39,233	39,233	39,233
Papua Barat	-	-	-	-
Papua	-	-	-	-
Nasional/National	17,503	18,415	18,678	18,679

SUBSEKTOR HORTIKULTURA KELOMPOK SAYUR-SAYURAN

Lanjutan Tabel/Continued Table 2.1.17

Provinsi Province	Mei May	Juni June	Juli July	Agustus August
<i>(1)</i>	<i>(6)</i>	<i>(7)</i>	<i>(8)</i>	<i>(9)</i>
Aceh	46,863	46,863	46,863	46,863
Sumatera Utara	19,218	19,880	19,333	17,613
Sumatera Barat	25,884	27,493	26,931	27,055
Riau	15,669	16,082	16,737	16,737
Jambi	9,834	10,501	10,199	10,131
Sumatera Selatan	9,802	10,269	10,560	10,453
Bengkulu	19,779	20,482	20,871	20,468
Lampung	19,996	20,170	21,129	20,245
Kepulauan Bangka Belitung	12,862	13,761	12,862	13,151
Kepulauan Riau	17,204	17,204	18,846	20,488
Jawa Barat	21,283	21,913	22,439	23,017
Jawa Tengah	27,741	28,253	28,567	28,639
D.I. Yogyakarta	15,843	18,822	19,108	19,108
Jawa Timur	17,676	18,165	18,638	19,022
Banten	14,002	14,227	13,904	15,583
Bali	-	-	-	-
Nusa Tenggara Barat	-	-	-	-
Nusa Tenggara Timur	-	-	-	-
Kalimantan Barat	18,724	18,724	18,724	18,724
Kalimantan Tengah	16,479	16,876	16,876	16,912
Kalimantan Selatan	14,887	14,887	14,887	14,887
Kalimantan Timur	17,947	17,947	17,947	17,947
Sulawesi Utara	-	-	-	-
Sulawesi Tengah	-	-	-	-
Sulawesi Selatan	19,272	22,481	23,891	24,749
Sulawesi Tenggara	7,969	7,969	7,969	7,969
Gorontalo	-	-	-	-
Sulawesi Barat	-	-	-	-
Maluku	-	-	-	-
Maluku Utara	39,233	39,233	39,233	35,309
Papua Barat	-	-	-	-
Papua	-	-	-	-
Nasional/National	19,462	20,100	20,296	20,230

Lanjutan Tabel/Continued Table 2.1.17

Provinsi <i>Province</i>	September <i>September</i>	Oktober <i>October</i>	November <i>November</i>	Desember <i>December</i>	Rata-rata <i>Average</i>
(1)	(10)	(11)	(12)	(13)	(14)
Aceh	46,863	46,863	46,863	46,863	46,127
Sumatera Utara	15,453	15,066	15,685	15,949	17,324
Sumatera Barat	26,770	27,827	27,638	27,856	26,625
Riau	16,487	16,751	16,914	17,146	16,061
Jambi	10,306	10,590	10,449	10,176	9,859
Sumatera Selatan	10,346	10,513	10,767	10,928	10,165
Bengkulu	18,874	18,069	18,398	19,296	18,960
Lampung	20,001	20,095	19,350	19,350	19,719
Kepulauan Bangka Belitung	13,151	13,151	13,151	13,151	13,116
Kepulauan Riau	20,488	21,465	21,465	21,465	18,953
Jawa Barat	22,954	22,769	22,969	22,364	21,708
Jawa Tengah	28,661	28,098	28,287	27,739	27,587
D.I. Yogyakarta	19,725	19,035	18,704	17,951	16,453
Jawa Timur	19,018	18,789	18,593	18,289	18,163
Banten	15,578	15,525	15,104	15,008	14,636
Bali	-	-	-	-	-
Nusa Tenggara Barat	-	-	-	-	-
Nusa Tenggara Timur	-	-	-	-	-
Kalimantan Barat	18,724	18,724	18,109	18,399	17,362
Kalimantan Tengah	16,912	18,366	18,964	18,964	16,816
Kalimantan Selatan	15,296	16,208	16,467	16,467	15,295
Kalimantan Timur	17,947	17,947	17,854	17,854	17,868
Sulawesi Utara	-	-	-	-	-
Sulawesi Tengah	-	-	-	-	-
Sulawesi Selatan	25,322	26,317	26,317	25,518	21,970
Sulawesi Tenggara	7,969	7,969	7,969	7,969	7,969
Gorontalo	-	-	-	-	-
Sulawesi Barat	-	-	-	-	-
Maluku	-	-	-	-	-
Maluku Utara	35,309	35,309	35,309	38,840	36,802
Papua Barat	-	-	-	-	-
Papua	-	-	-	-	-
Nasional/National	20,098	20,248	20,242	20,343	19,524

SUBSEKTOR HORTIKULTURA KELOMPOK SAYUR-SAYURAN

Tabel 2.1.18 Harga Produsen Sawi Menurut Provinsi (Rp/100 Kg), 2014
Table 2.1.18 Producer Price of Mustard by Province (Rp/100 Kg), 2014

Provinsi Province	Januari January	Februari February	Maret March	April April
<i>(1)</i>	<i>(2)</i>	<i>(3)</i>	<i>(4)</i>	<i>(5)</i>
Aceh	392,188	393,967	394,650	377,657
Sumatera Utara	270,827	270,448	283,484	285,530
Sumatera Barat	191,313	220,343	215,572	213,332
Riau	575,234	585,818	585,818	578,582
Jambi	252,503	252,503	252,106	261,949
Sumatera Selatan	167,242	167,744	168,159	165,959
Bengkulu	422,217	432,519	427,146	484,327
Lampung	653,883	670,616	665,216	665,216
Kepulauan Bangka Belitung	883,476	803,970	802,354	844,174
Kepulauan Riau	1,226,166	1,202,900	1,251,815	1,227,090
Jawa Barat	198,511	201,901	207,746	222,772
Jawa Tengah	221,970	238,368	234,898	253,826
D.I. Yogyakarta	160,735	168,416	177,285	163,965
Jawa Timur	525,022	526,544	527,057	592,349
Banten	421,622	421,909	441,010	451,302
Bali	307,305	311,235	297,867	322,889
Nusa Tenggara Barat	813,998	813,998	833,860	833,860
Nusa Tenggara Timur	405,532	428,568	435,573	432,063
Kalimantan Barat	794,376	793,267	786,313	777,517
Kalimantan Tengah	678,474	670,477	667,345	713,316
Kalimantan Selatan	655,488	635,587	649,511	676,887
Kalimantan Timur	452,900	460,155	462,695	468,166
Sulawesi Utara	154,396	154,396	154,396	154,396
Sulawesi Tengah	276,712	280,585	269,289	260,604
Sulawesi Selatan	296,024	313,510	321,549	317,125
Sulawesi Tenggara	152,531	153,998	154,895	152,234
Gorontalo	-	-	-	-
Sulawesi Barat	595,411	602,045	614,272	612,544
Maluku	1,544,614	1,546,593	1,595,847	1,632,400
Maluku Utara	729,247	696,048	673,068	759,004
Papua Barat	799,492	799,020	811,551	833,622
Papua	819,650	768,948	753,346	767,073
Nasional/National	517,389	515,690	519,861	532,314

Lanjutan Tabel/Continued Table 2.1.18

Provinsi <i>Province</i>	Mei <i>May</i>	Juni <i>June</i>	Juli <i>July</i>	Agustus <i>August</i>
(1)	(6)	(7)	(8)	(9)
Aceh	366,598	388,179	403,419	401,783
Sumatera Utara	279,395	281,345	294,654	305,723
Sumatera Barat	198,971	213,002	213,896	206,167
Riau	578,582	602,855	640,068	661,975
Jambi	247,663	252,732	247,159	245,037
Sumatera Selatan	176,254	182,331	177,958	183,887
Bengkulu	503,127	521,613	513,980	509,209
Lampung	701,879	737,803	742,118	766,888
Kepulauan Bangka Belitung	868,980	891,862	919,890	913,836
Kepulauan Riau	1,261,523	1,234,494	1,268,194	1,252,634
Jawa Barat	253,339	250,321	245,999	246,718
Jawa Tengah	268,766	266,189	270,412	277,160
D.I. Yogyakarta	167,417	151,160	171,467	172,947
Jawa Timur	601,862	586,758	594,250	598,876
Banten	469,249	472,543	464,006	449,579
Bali	342,394	345,623	372,944	367,945
Nusa Tenggara Barat	812,176	828,972	883,354	852,869
Nusa Tenggara Timur	450,173	453,495	447,516	417,326
Kalimantan Barat	748,645	728,963	750,084	761,721
Kalimantan Tengah	695,301	703,885	693,009	664,566
Kalimantan Selatan	681,173	670,674	670,674	680,428
Kalimantan Timur	466,189	465,107	467,117	460,446
Sulawesi Utara	173,226	173,226	181,132	181,132
Sulawesi Tengah	260,350	256,202	258,897	258,897
Sulawesi Selatan	320,396	322,289	325,065	327,686
Sulawesi Tenggara	155,014	161,528	156,821	153,642
Gorontalo	-	-	-	-
Sulawesi Barat	615,826	609,344	616,819	677,823
Maluku	1,593,596	1,543,698	1,523,669	1,527,850
Maluku Utara	738,507	766,206	778,474	785,340
Papua Barat	844,394	857,618	855,798	844,223
Papua	767,073	770,958	767,627	767,627
Nasional/ <i>National</i>	535,743	538,419	545,693	545,869

SUBSEKTOR HORTIKULTURA KELOMPOK SAYUR-SAYURAN

Lanjutan Tabel/Continued Table 2.1.18

Provinsi Province	September September	Oktober October	November November	Desember December	Rata-rata Average
(1)	(10)	(11)	(12)	(13)	(14)
Aceh	406,563	392,521	398,639	392,649	392,401
Sumatera Utara	313,705	308,702	303,714	304,172	291,808
Sumatera Barat	214,251	208,874	212,331	216,290	210,362
Riau	677,938	670,006	666,081	667,118	624,173
Jambi	252,208	244,659	243,568	267,661	251,646
Sumatera Selatan	193,581	185,559	166,917	149,503	173,758
Bengkulu	504,548	505,997	502,697	538,779	488,847
Lampung	786,674	700,636	696,746	724,778	709,371
Kepulauan Bangka Belitung	892,621	900,832	927,416	930,800	881,684
Kepulauan Riau	1,294,870	1,298,592	1,314,512	1,314,024	1,262,234
Jawa Barat	245,755	245,673	256,747	247,523	235,250
Jawa Tengah	284,633	271,281	274,257	279,814	261,798
D.I. Yogyakarta	166,978	159,217	165,880	165,317	165,899
Jawa Timur	615,881	620,868	633,146	627,837	587,538
Banten	444,752	421,102	434,118	449,975	445,097
Bali	361,888	376,283	412,283	425,808	353,705
Nusa Tenggara Barat	865,475	842,689	869,891	811,720	838,572
Nusa Tenggara Timur	429,258	428,559	432,449	439,567	433,340
Kalimantan Barat	767,809	772,606	783,032	809,623	772,830
Kalimantan Tengah	680,662	673,524	686,915	682,398	684,156
Kalimantan Selatan	710,809	802,142	798,234	762,016	699,468
Kalimantan Timur	447,265	452,633	457,749	454,095	459,543
Sulawesi Utara	183,054	183,054	183,054	185,892	171,779
Sulawesi Tengah	256,030	255,724	257,447	265,003	262,978
Sulawesi Selatan	331,380	330,782	335,776	334,414	323,000
Sulawesi Tenggara	161,675	150,637	149,994	149,209	154,348
Gorontalo	-	-	-	-	-
Sulawesi Barat	691,727	716,379	720,965	733,621	650,565
Maluku	1,501,078	1,569,980	1,452,431	1,441,108	1,539,405
Maluku Utara	799,119	844,652	862,528	825,035	771,436
Papua Barat	823,326	820,740	828,839	837,446	829,672
Papua	772,214	772,214	787,818	787,291	775,153
Nasional/National	550,894	552,488	555,360	555,499	538,768

Tabel 2.1.19 **Harga Produsen Terung Panjang Menurut Provinsi (Rp/100 Kg), 2014**
Table 2.1.19 **Producer Price of Long Eggplant by Province (Rp/100 Kg), 2014**

Provinsi <i>Province</i>	Januari <i>January</i>	Februari <i>February</i>	Maret <i>March</i>	April <i>April</i>
(1)	(2)	(3)	(4)	(5)
Aceh	319,833	324,832	325,683	335,473
Sumatera Utara	283,669	319,074	333,108	355,350
Sumatera Barat	408,487	447,861	450,185	475,333
Riau	531,515	566,157	599,822	600,854
Jambi	481,876	505,147	536,309	533,931
Sumatera Selatan	489,736	503,700	538,095	527,436
Bengkulu	303,758	311,331	303,409	332,062
Lampung	294,084	321,287	323,801	321,178
Kepulauan Bangka Belitung	533,460	561,977	566,617	561,343
Kepulauan Riau	619,313	663,014	651,466	649,231
Jawa Barat	351,246	366,181	372,221	366,024
Jawa Tengah	298,108	329,143	345,197	331,851
D.I. Yogyakarta	321,570	347,380	394,606	333,701
Jawa Timur	308,790	311,532	306,533	291,092
Banten	234,992	237,633	239,953	231,496
Bali	417,657	424,500	422,788	468,687
Nusa Tenggara Barat	337,552	371,524	371,524	371,524
Nusa Tenggara Timur	571,855	579,725	567,934	567,285
Kalimantan Barat	510,612	522,778	526,831	542,198
Kalimantan Tengah	368,542	364,936	358,605	358,690
Kalimantan Selatan	451,535	441,834	442,759	440,779
Kalimantan Timur	434,888	441,973	442,948	446,593
Sulawesi Utara	302,598	313,646	310,482	310,482
Sulawesi Tengah	512,384	519,234	517,663	526,193
Sulawesi Selatan	292,008	300,587	296,066	307,037
Sulawesi Tenggara	214,811	219,753	222,474	223,380
Gorontalo	208,037	209,971	193,932	195,862
Sulawesi Barat	372,392	372,948	371,844	373,954
Maluku	998,229	1,081,981	1,134,006	1,109,980
Maluku Utara	341,754	351,796	389,500	401,941
Papua Barat	420,661	426,428	399,589	387,369
Papua	908,127	908,127	925,603	960,675
Nasional/National	420,127	436,500	443,174	444,968

SUBSEKTOR HORTIKULTURA KELOMPOK SAYUR-SAYURAN

Lanjutan Tabel/Continued Table 2.1.19

Provinsi Province	Mei May	Juni June	Juli July	Agustus August
(1)	(6)	(7)	(8)	(9)
Aceh	338,845	340,405	341,179	347,793
Sumatera Utara	322,971	313,873	308,524	309,148
Sumatera Barat	433,411	506,682	515,170	511,964
Riau	604,318	604,318	624,662	624,139
Jambi	576,503	579,132	555,503	548,194
Sumatera Selatan	497,618	505,617	521,804	521,309
Bengkulu	338,294	355,901	354,022	352,748
Lampung	297,571	299,947	305,858	314,425
Kepulauan Bangka Belitung	541,948	583,512	566,331	560,549
Kepulauan Riau	635,090	650,621	643,343	650,300
Jawa Barat	385,013	386,689	382,525	390,894
Jawa Tengah	346,153	336,908	336,807	336,355
D.I. Yogyakarta	322,336	302,979	305,338	312,549
Jawa Timur	287,666	289,925	296,610	297,948
Banten	224,347	216,014	221,034	219,672
Bali	462,715	478,185	490,190	494,814
Nusa Tenggara Barat	371,524	371,524	392,839	392,839
Nusa Tenggara Timur	601,791	608,943	628,325	632,822
Kalimantan Barat	522,080	528,879	511,278	513,949
Kalimantan Tengah	368,198	359,646	368,190	362,036
Kalimantan Selatan	415,750	439,609	418,737	379,735
Kalimantan Timur	446,859	442,602	448,395	459,875
Sulawesi Utara	310,482	300,948	302,538	300,813
Sulawesi Tengah	538,459	539,091	549,833	588,344
Sulawesi Selatan	309,820	314,277	316,351	315,153
Sulawesi Tenggara	239,078	238,946	230,154	231,972
Gorontalo	212,874	213,405	211,595	211,874
Sulawesi Barat	370,419	368,201	367,629	382,730
Maluku	1,127,039	1,111,630	1,130,082	1,133,067
Maluku Utara	404,138	406,651	405,046	424,836
Papua Barat	387,369	358,655	358,205	349,985
Papua	960,675	960,675	960,675	960,675
Nasional/National	443,792	447,325	449,024	451,047

Lanjutan Tabel/Continued Table 2.1.19

Provinsi <i>Province</i>	September <i>September</i>	Oktober <i>October</i>	November <i>November</i>	Desember <i>December</i>	Rata-rata <i>Average</i>
(1)	(10)	(11)	(12)	(13)	(14)
Aceh	350,656	363,170	368,371	379,841	344,673
Sumatera Utara	284,827	273,038	270,482	284,116	304,848
Sumatera Barat	510,846	501,361	505,690	524,596	482,632
Riau	628,245	603,920	564,994	587,813	595,063
Jambi	557,164	539,636	535,569	558,771	542,311
Sumatera Selatan	534,689	536,785	520,913	511,803	517,459
Bengkulu	350,807	344,676	336,012	321,346	333,697
Lampung	327,743	316,299	314,955	281,188	309,861
Kepulauan Bangka Belitung	596,428	597,087	574,267	578,471	568,499
Kepulauan Riau	676,552	652,172	677,259	682,789	654,263
Jawa Barat	395,194	394,254	390,704	386,036	380,582
Jawa Tengah	338,474	326,450	333,491	331,596	332,544
D.I. Yogyakarta	309,503	289,207	295,890	297,896	319,413
Jawa Timur	303,580	295,784	310,103	311,156	300,893
Banten	226,553	233,326	226,797	229,435	228,438
Bali	495,062	491,879	489,648	510,966	470,591
Nusa Tenggara Barat	408,274	408,274	421,453	421,453	386,692
Nusa Tenggara Timur	617,952	609,165	609,869	607,534	600,267
Kalimantan Barat	519,193	495,449	506,309	508,631	517,349
Kalimantan Tengah	368,841	364,440	376,495	361,339	364,996
Kalimantan Selatan	392,329	372,868	386,763	381,663	413,697
Kalimantan Timur	479,104	480,400	478,443	471,288	456,114
Sulawesi Utara	300,813	303,694	302,498	306,158	305,429
Sulawesi Tengah	597,551	608,082	638,403	645,033	565,023
Sulawesi Selatan	318,144	328,081	331,287	331,346	313,346
Sulawesi Tenggara	238,054	245,274	249,201	256,557	234,138
Gorontalo	224,029	216,439	216,619	213,992	210,719
Sulawesi Barat	388,052	377,681	382,958	404,145	377,746
Maluku	1,190,903	1,195,360	1,181,763	1,215,497	1,134,128
Maluku Utara	427,225	421,653	414,578	409,372	399,874
Papua Barat	349,985	340,886	330,006	334,007	370,262
Papua	960,675	1,012,177	1,032,891	1,043,888	966,239
Nasional/ <i>National</i>	458,358	454,343	455,459	459,054	446,931

SUBSEKTOR HORTIKULTURA KELOMPOK SAYUR-SAYURAN

Tabel 2.1.20 Harga Produsen Tomat Menurut Provinsi (Rp/100 Kg), 2014
Table 2.1.20 Producer Price of Tomatoes by Province (Rp/100 Kg), 2014

Provinsi Province	Januari January	Februari February	Maret March	April April
(1)	(2)	(3)	(4)	(5)
Aceh	378,563	356,776	342,857	314,708
Sumatera Utara	795,365	720,178	709,239	689,837
Sumatera Barat	259,291	262,276	256,955	231,306
Riau	908,173	961,959	961,959	961,959
Jambi	362,626	392,551	406,224	407,477
Sumatera Selatan	591,229	603,608	612,267	588,675
Bengkulu	467,003	461,888	455,724	496,020
Lampung	403,581	441,948	449,715	445,113
Kepulauan Bangka Belitung	823,136	939,861	929,392	783,879
Kepulauan Riau	1,832,116	1,738,098	1,832,116	1,832,116
Jawa Barat	663,543	674,972	663,478	726,737
Jawa Tengah	269,704	264,159	246,716	267,610
D.I. Yogyakarta	457,846	408,823	412,838	391,039
Jawa Timur	920,886	931,391	899,007	1,123,954
Banten	439,913	432,948	426,530	413,432
Bali	361,937	358,817	352,949	455,908
Nusa Tenggara Barat	600,263	566,862	575,121	592,500
Nusa Tenggara Timur	748,092	802,121	748,232	731,676
Kalimantan Barat	619,828	621,566	614,424	636,921
Kalimantan Tengah	538,600	522,996	527,745	540,559
Kalimantan Selatan	1,195,902	1,151,286	1,125,414	1,286,144
Kalimantan Timur	842,618	797,368	796,244	790,403
Sulawesi Utara	752,636	763,206	753,138	751,485
Sulawesi Tengah	590,575	580,630	554,981	554,981
Sulawesi Selatan	495,234	468,180	476,447	484,939
Sulawesi Tenggara	704,558	691,025	655,120	656,131
Gorontalo	321,403	302,536	302,536	294,560
Sulawesi Barat	502,598	502,598	442,974	393,264
Maluku	924,137	926,088	922,039	920,377
Maluku Utara	752,299	707,927	671,342	658,974
Papua Barat	628,791	665,622	622,720	577,953
Papua	1,019,727	1,039,352	1,039,352	1,039,352
Nasional/National	661,630	658,113	649,556	657,500

Lanjutan Tabel/Continued Table 2.1.20

Provinsi Province	Mei May	Juni June	Juli July	Agustus August
(1)	(6)	(7)	(8)	(9)
Aceh	402,865	467,176	453,282	416,894
Sumatera Utara	726,013	742,584	697,185	669,886
Sumatera Barat	236,670	240,133	241,206	217,649
Riau	961,959	961,959	1,106,253	1,160,248
Jambi	405,549	434,275	454,513	447,049
Sumatera Selatan	576,422	600,768	611,434	620,948
Bengkulu	610,673	630,278	692,933	666,442
Lampung	448,407	463,543	502,809	499,540
Kepulauan Bangka Belitung	783,879	856,362	876,544	861,286
Kepulauan Riau	1,727,336	1,592,525	1,592,525	1,641,537
Jawa Barat	803,603	838,178	869,108	870,248
Jawa Tengah	329,687	342,518	352,371	345,280
D.I. Yogyakarta	467,834	526,201	585,404	542,747
Jawa Timur	1,453,030	1,509,031	1,472,465	1,469,291
Banten	419,014	430,525	451,992	439,910
Bali	514,762	532,917	561,660	575,204
Nusa Tenggara Barat	630,251	618,875	613,613	604,840
Nusa Tenggara Timur	722,135	723,601	697,649	689,372
Kalimantan Barat	615,446	606,360	619,297	643,402
Kalimantan Tengah	560,188	571,652	632,507	625,140
Kalimantan Selatan	1,478,795	1,558,383	1,578,051	1,524,595
Kalimantan Timur	800,821	839,274	891,946	926,893
Sulawesi Utara	806,363	864,729	839,452	840,191
Sulawesi Tengah	560,319	590,282	612,322	631,401
Sulawesi Selatan	523,409	545,950	561,356	552,106
Sulawesi Tenggara	692,439	712,178	729,838	695,851
Gorontalo	402,933	419,253	407,842	426,853
Sulawesi Barat	445,657	456,834	479,131	429,355
Maluku	895,952	960,926	957,212	957,380
Maluku Utara	663,182	781,664	784,719	768,478
Papua Barat	538,948	544,504	571,081	571,081
Papua	1,039,352	992,679	1,042,208	1,042,208
Nasional/National	695,122	717,379	735,622	730,416

SUBSEKTOR HORTIKULTURA KELOMPOK SAYUR-SAYURAN

Lanjutan Tabel/Continued Table 2.1.20

Provinsi Province	September September	Oktober October	November November	Desember December	Rata-rata Average
<i>(1)</i>	<i>(10)</i>	<i>(11)</i>	<i>(12)</i>	<i>(13)</i>	<i>(14)</i>
Aceh	423,163	465,834	477,221	463,144	413,540
Sumatera Utara	659,232	684,526	694,098	675,481	705,302
Sumatera Barat	217,312	222,132	229,111	236,427	237,539
Riau	1,216,878	1,276,273	1,276,273	1,403,900	1,096,483
Jambi	436,115	427,076	436,554	431,856	420,155
Sumatera Selatan	616,982	619,913	603,710	601,512	603,956
Bengkulu	714,017	708,410	719,887	759,032	615,192
Lampung	505,358	495,954	485,208	468,774	467,496
Kepulauan Bangka Belitung	878,362	852,072	865,716	865,716	859,684
Kepulauan Riau	1,721,658	1,824,422	1,946,142	1,846,273	1,760,572
Jawa Barat	872,563	871,082	889,860	919,826	805,267
Jawa Tengah	352,636	318,642	325,164	338,944	312,786
D.I. Yogyakarta	530,833	515,008	508,675	518,485	488,811
Jawa Timur	1,597,573	1,556,256	1,622,406	1,601,181	1,346,373
Banten	429,343	413,805	415,054	424,110	428,048
Bali	630,811	616,386	573,268	536,215	505,903
Nusa Tenggara Barat	638,694	595,479	623,295	589,340	604,095
Nusa Tenggara Timur	689,623	665,955	666,597	690,651	714,642
Kalimantan Barat	643,503	596,052	602,032	588,760	617,299
Kalimantan Tengah	711,728	678,670	691,083	698,209	608,256
Kalimantan Selatan	1,580,080	1,576,484	1,666,792	1,621,295	1,445,269
Kalimantan Timur	887,438	881,509	885,965	861,823	850,192
Sulawesi Utara	850,943	861,824	844,388	856,745	815,425
Sulawesi Tengah	631,401	597,734	606,563	567,775	589,914
Sulawesi Selatan	574,135	555,424	532,152	523,226	524,380
Sulawesi Tenggara	718,053	732,665	719,188	727,122	702,847
Gorontalo	389,348	340,256	323,236	351,804	356,880
Sulawesi Barat	441,814	430,235	419,515	434,876	448,238
Maluku	932,959	886,945	900,427	903,368	923,984
Maluku Utara	773,305	740,064	710,001	714,752	727,226
Papua Barat	500,589	484,621	514,570	532,050	562,711
Papua	1,053,303	1,053,303	1,053,303	1,053,303	1,038,953
Nasional/National	744,367	735,782	744,608	743,937	706,169

Tabel 2.1.21 **Harga Produsen Wortel Menurut Provinsi (Rp/100 Kg), 2014**
Table 2.1.21 **Producer Price of Carrots by Province (Rp/100 Kg), 2014**

Provinsi <i>Province</i>	Januari <i>January</i>	Februari <i>February</i>	Maret <i>March</i>	April <i>April</i>
(1)	(2)	(3)	(4)	(5)
Aceh	557,503	557,503	565,371	565,371
Sumatera Utara	306,078	307,007	320,776	378,065
Sumatera Barat	513,075	509,017	512,977	584,766
Riau	-	-	-	-
Jambi	267,109	267,109	267,109	267,109
Sumatera Selatan	386,601	402,527	439,550	439,550
Bengkulu	412,334	422,395	448,861	532,184
Lampung	1,245,117	1,348,298	1,441,866	1,441,866
Kepulauan Bangka Belitung	639,577	639,577	660,222	660,222
Kepulauan Riau	-	-	-	-
Jawa Barat	469,968	499,751	474,971	494,014
Jawa Tengah	374,616	398,885	370,789	338,974
D.I. Yogyakarta	-	-	-	-
Jawa Timur	442,301	460,667	451,464	428,398
Banten	418,980	418,980	483,797	463,200
Bali	1,133,528	1,170,119	1,207,890	1,032,732
Nusa Tenggara Barat	-	-	-	-
Nusa Tenggara Timur	586,177	614,041	618,643	618,643
Kalimantan Barat	673,561	673,561	673,561	673,561
Kalimantan Tengah	1,038,422	1,038,422	1,038,422	1,037,309
Kalimantan Selatan	-	-	-	-
Kalimantan Timur	-	-	-	-
Sulawesi Utara	355,412	355,412	355,495	355,495
Sulawesi Tengah	943,456	1,037,802	1,198,351	1,281,091
Sulawesi Selatan	445,167	527,524	552,682	559,074
Sulawesi Tenggara	830,799	830,799	765,959	765,959
Gorontalo	1,205,072	1,205,072	1,205,072	1,205,072
Sulawesi Barat	1,011,549	1,143,051	1,143,051	1,183,169
Maluku	-	-	-	-
Maluku Utara	1,612,500	1,290,000	1,290,000	1,290,000
Papua Barat	714,870	714,870	729,612	739,213
Papua	1,572,573	1,373,769	1,478,531	1,182,825
Nasional/National	726,254	728,246	747,801	740,714

SUBSEKTOR HORTIKULTURA KELOMPOK SAYUR-SAYURAN

Lanjutan Tabel/Continued Table 2.1.21

Provinsi Province	Mei May	Juni June	Juli July	Agustus August
(1)	(6)	(7)	(8)	(9)
Aceh	619,684	636,003	612,986	624,977
Sumatera Utara	417,720	432,045	462,976	463,170
Sumatera Barat	676,332	798,622	791,940	760,590
Riau	-	-	-	-
Jambi	267,109	240,398	240,398	240,398
Sumatera Selatan	429,557	434,995	449,037	449,037
Bengkulu	383,771	406,710	370,431	382,388
Lampung	1,194,367	1,251,860	1,276,633	1,250,013
Kepulauan Bangka Belitung	660,222	660,222	599,852	599,852
Kepulauan Riau	-	-	-	-
Jawa Barat	504,092	517,979	517,950	530,318
Jawa Tengah	358,361	357,447	368,951	372,860
D.I. Yogyakarta	-	-	-	-
Jawa Timur	416,488	417,544	418,499	418,902
Banten	463,200	495,744	495,744	495,744
Bali	997,091	1,029,278	1,029,278	1,029,278
Nusa Tenggara Barat	-	-	-	-
Nusa Tenggara Timur	597,784	599,403	682,957	641,250
Kalimantan Barat	673,561	673,561	673,561	673,561
Kalimantan Tengah	1,037,309	1,037,309	1,037,309	1,037,680
Kalimantan Selatan	-	-	-	-
Kalimantan Timur	-	-	-	-
Sulawesi Utara	359,069	349,818	383,373	383,373
Sulawesi Tengah	1,163,609	1,357,544	1,287,879	1,187,366
Sulawesi Selatan	570,157	596,179	571,105	563,085
Sulawesi Tenggara	765,959	792,842	792,842	752,156
Gorontalo	1,214,058	1,214,058	1,214,058	1,214,058
Sulawesi Barat	1,143,050	1,114,108	1,095,719	1,180,005
Maluku	-	-	-	-
Maluku Utara	1,290,000	1,290,000	1,290,000	1,224,666
Papua Barat	723,480	723,480	698,512	754,479
Papua	1,182,825	1,182,825	1,182,825	1,182,825
Nasional/National	724,354	744,399	741,793	736,481

Lanjutan Tabel/Continued Table 2.1.21

Provinsi <i>Province</i>	September <i>September</i>	Oktober <i>October</i>	November <i>November</i>	Desember <i>December</i>	Rata-rata <i>Average</i>
(1)	(10)	(11)	(12)	(13)	(14)
Aceh	623,103	604,332	610,119	584,599	596,796
Sumatera Utara	436,925	441,711	428,942	386,820	398,519
Sumatera Barat	757,039	745,259	797,763	760,204	683,965
Riau	-	-	-	-	-
Jambi	240,398	240,398	240,398	240,398	251,527
Sumatera Selatan	475,455	475,455	437,248	438,079	438,091
Bengkulu	366,437	342,727	359,656	335,680	396,965
Lampung	980,541	1,036,919	990,717	1,039,073	1,208,106
Kepulauan Bangka Belitung	599,852	599,852	599,852	599,852	626,596
Kepulauan Riau	-	-	-	-	-
Jawa Barat	523,862	531,713	539,143	546,040	512,484
Jawa Tengah	381,576	357,238	358,974	369,938	367,384
D.I. Yogyakarta	-	-	-	-	-
Jawa Timur	411,729	416,994	415,316	424,652	426,913
Banten	483,797	483,797	483,797	495,744	473,543
Bali	1,029,278	1,078,364	927,542	964,683	1,052,422
Nusa Tenggara Barat	-	-	-	-	-
Nusa Tenggara Timur	628,372	640,664	663,258	689,032	631,685
Kalimantan Barat	673,561	673,561	673,561	673,561	673,561
Kalimantan Tengah	1,037,680	1,038,928	1,038,556	1,038,556	1,037,992
Kalimantan Selatan	-	-	-	-	-
Kalimantan Timur	-	-	-	-	-
Sulawesi Utara	383,373	390,919	397,808	395,863	372,118
Sulawesi Tengah	1,187,366	1,187,366	1,187,366	1,187,366	1,183,880
Sulawesi Selatan	560,241	600,791	612,353	672,193	569,212
Sulawesi Tenggara	690,226	740,185	740,185	702,201	764,176
Gorontalo	1,214,058	1,091,608	1,118,565	1,173,161	1,189,493
Sulawesi Barat	1,137,081	1,137,081	1,092,472	1,092,472	1,122,734
Maluku	-	-	-	-	-
Maluku Utara	1,224,666	1,224,666	1,112,683	1,060,853	1,266,669
Papua Barat	892,712	924,044	969,146	969,146	796,130
Papua	1,182,825	1,182,825	1,114,933	1,172,885	1,249,372
Nasional/National	724,886	727,496	716,414	720,522	731,613

SUBSEKTOR
HORTIKULTURA
KELOMPOK BUAH-BUAHAN
HORTICULTURE SUBSECTOR
GROUP OF FRUITS

Tabel 2.2.1 **Harga Produsen Alpukat Menurut Provinsi (Rp/100 Kg), 2014**
Table 2.2.1 **Producer Price of Avocado by Province (Rp/100 Kg), 2014**

Provinsi Province	Januari January	Februari February	Maret March	April April
(1)	(2)	(3)	(4)	(5)
Aceh	671,684	628,471	628,471	596,432
Sumatera Utara	451,258	451,936	474,097	469,319
Sumatera Barat	429,089	444,123	409,448	444,683
Riau	1,254,240	1,254,240	1,254,240	1,254,240
Jambi	495,480	518,312	528,202	517,255
Sumatera Selatan	404,940	360,760	360,760	360,760
Bengkulu	554,855	558,152	551,615	520,976
Lampung	551,977	540,551	509,096	505,458
Kepulauan Bangka Belitung	622,333	552,572	552,572	531,682
Kepulauan Riau	-	-	-	-
Jawa Barat	547,136	561,932	568,777	567,771
Jawa Tengah	413,831	413,168	408,245	505,622
D.I. Yogyakarta	891,479	922,505	930,452	906,178
Jawa Timur	573,379	565,659	528,379	558,341
Banten	753,516	774,684	793,246	793,246
Bali	461,442	461,442	441,302	455,119
Nusa Tenggara Barat	192,709	171,345	178,078	210,094
Nusa Tenggara Timur	455,751	445,584	439,819	442,741
Kalimantan Barat	-	-	-	-
Kalimantan Tengah	-	-	-	-
Kalimantan Selatan	-	-	-	-
Kalimantan Timur	951,728	951,728	951,728	951,728
Sulawesi Utara	447,787	440,167	424,607	424,607
Sulawesi Tengah	370,885	370,885	363,152	352,257
Sulawesi Selatan	673,215	663,289	629,251	629,251
Sulawesi Tenggara	916,901	853,273	853,273	853,273
Gorontalo	-	-	-	-
Sulawesi Barat	672,393	672,393	694,098	694,098
Maluku	1,090,693	1,090,693	1,034,936	1,034,936
Maluku Utara	1,105,237	1,068,033	1,038,502	1,038,502
Papua Barat	-	-	-	-
Papua	952,293	952,293	939,243	939,243
Nasional/National	650,240	641,853	634,061	636,839

SUBSEKTOR HORTIKULTURA KELOMPOK BUAH-BUAHAN

Lanjutan Tabel/Continued Table 2.2.1

Provinsi Province	Mei May	Juni June	Juli July	Agustus August
(1)	(6)	(7)	(8)	(9)
Aceh	596,432	540,710	579,518	519,224
Sumatera Utara	427,374	441,540	462,751	459,805
Sumatera Barat	455,213	486,961	495,340	489,587
Riau	1,254,240	1,254,240	1,316,952	1,369,630
Jambi	545,406	555,369	608,802	584,784
Sumatera Selatan	383,379	383,379	400,416	472,504
Bengkulu	525,161	550,124	581,497	545,986
Lampung	551,466	533,555	562,776	580,605
Kepulauan Bangka Belitung	531,682	531,682	552,572	629,095
Kepulauan Riau	-	-	-	-
Jawa Barat	580,430	613,190	617,489	615,653
Jawa Tengah	591,884	687,361	748,597	738,981
D.I. Yogyakarta	924,865	1,047,832	1,047,832	1,094,166
Jawa Timur	600,656	623,254	636,823	641,942
Banten	793,246	811,700	811,700	949,370
Bali	435,480	499,399	499,399	516,352
Nusa Tenggara Barat	212,672	212,672	212,672	235,361
Nusa Tenggara Timur	442,741	454,927	497,513	497,513
Kalimantan Barat	-	-	-	-
Kalimantan Tengah	-	-	-	-
Kalimantan Selatan	-	-	-	-
Kalimantan Timur	951,728	951,728	951,728	1,008,093
Sulawesi Utara	424,607	424,607	433,533	449,578
Sulawesi Tengah	364,414	364,414	364,414	364,414
Sulawesi Selatan	647,944	647,944	693,688	595,444
Sulawesi Tenggara	853,273	853,273	853,273	853,273
Gorontalo	-	-	-	-
Sulawesi Barat	694,098	694,098	754,749	754,749
Maluku	986,138	1,080,815	1,080,815	1,080,815
Maluku Utara	1,038,502	1,047,661	1,120,906	1,120,906
Papua Barat	-	-	-	-
Papua	939,243	951,405	951,405	951,405
Nasional/National	644,318	663,225	686,045	696,894

Lanjutan Tabel/Continued Table 2.2.1

Provinsi <i>Province</i>	September <i>September</i>	Oktober <i>October</i>	November <i>November</i>	Desember <i>December</i>	Rata-rata <i>Average</i>
(1)	(10)	(11)	(12)	(13)	(14)
Aceh	498,593	586,123	629,182	718,091	599,411
Sumatera Utara	434,807	444,961	457,678	456,866	452,699
Sumatera Barat	526,004	527,151	569,920	579,618	488,095
Riau	1,580,342	1,580,342	1,580,342	1,580,342	1,377,783
Jambi	593,548	597,449	607,434	550,709	558,562
Sumatera Selatan	513,475	526,003	615,217	602,123	448,643
Bengkulu	555,111	555,111	555,111	555,111	550,734
Lampung	598,791	587,326	587,326	585,036	557,830
Kepulauan Bangka Belitung	629,095	629,095	629,095	687,767	589,937
Kepulauan Riau	-	-	-	-	-
Jawa Barat	630,857	636,333	620,527	654,343	601,203
Jawa Tengah	696,892	710,239	703,775	767,871	615,539
D.I. Yogyakarta	1,170,662	1,170,662	1,075,120	1,115,857	1,024,801
Jawa Timur	640,664	644,118	663,050	673,050	612,443
Banten	949,370	949,370	949,370	1,152,807	873,469
Bali	516,352	484,490	441,023	441,023	471,068
Nusa Tenggara Barat	222,590	222,590	222,590	229,776	210,263
Nusa Tenggara Timur	497,513	502,624	517,788	531,961	477,206
Kalimantan Barat	-	-	-	-	-
Kalimantan Tengah	-	-	-	-	-
Kalimantan Selatan	-	-	-	-	-
Kalimantan Timur	1,008,093	1,008,093	1,008,093	1,008,093	975,213
Sulawesi Utara	449,578	449,578	449,578	463,970	440,183
Sulawesi Tengah	364,414	364,414	364,414	419,076	368,929
Sulawesi Selatan	595,444	595,444	676,094	745,820	649,402
Sulawesi Tenggara	838,682	838,682	838,682	838,682	853,712
Gorontalo	-	-	-	-	-
Sulawesi Barat	754,749	754,749	754,749	830,708	727,136
Maluku	1,080,815	1,080,815	1,156,378	1,131,983	1,077,486
Maluku Utara	1,138,066	1,100,255	1,107,619	1,098,856	1,085,254
Papua Barat	-	-	-	-	-
Papua	1,021,752	1,131,657	1,131,657	1,131,657	999,438
Nasional/National	711,779	718,372	727,377	751,969	680,248

SUBSEKTOR HORTIKULTURA KELOMPOK BUAH-BUAHAN

Tabel 2.2.2 Harga Produsen Apel Menurut Provinsi (Rp/100 Kg), 2014
Table 2.2.2 Producer Price of Apple by Province (Rp/100 Kg), 2014

Provinsi Province	Januari January	Februari February	Maret March	April April
<i>(1)</i>	<i>(2)</i>	<i>(3)</i>	<i>(4)</i>	<i>(5)</i>
Aceh	2,449,823	2,449,823	2,449,823	2,449,823
Sumatera Utara	2,424,011	2,451,250	2,420,916	2,420,916
Sumatera Barat	1,900,000	1,900,000	1,900,000	1,900,000
Riau	-	-	-	-
Jambi	-	-	-	-
Sumatera Selatan	-	-	-	-
Bengkulu	-	-	-	-
Lampung	-	-	-	-
Kepulauan Bangka Belitung	-	-	-	-
Kepulauan Riau	-	-	-	-
Jawa Barat	1,138,776	1,138,776	1,822,042	1,822,042
Jawa Tengah	891,093	891,093	891,093	891,093
D.I. Yogyakarta	-	-	-	-
Jawa Timur	1,219,315	1,179,844	1,213,315	1,208,674
Banten	760,365	760,365	877,995	877,995
Bali	-	-	-	-
Nusa Tenggara Barat	-	-	-	-
Nusa Tenggara Timur	2,064,910	2,064,910	2,064,910	2,064,910
Kalimantan Barat	-	-	-	-
Kalimantan Tengah	-	-	-	-
Kalimantan Selatan	600,000	600,000	600,000	600,000
Kalimantan Timur	-	-	-	-
Sulawesi Utara	1,125,000	1,125,000	1,125,000	1,125,000
Sulawesi Tengah	-	-	-	-
Sulawesi Selatan	-	-	-	-
Sulawesi Tenggara	-	-	-	-
Gorontalo	-	-	-	-
Sulawesi Barat	-	-	-	-
Maluku	-	-	-	-
Maluku Utara	-	-	-	-
Papua Barat	-	-	-	-
Papua	-	-	-	-
Nasional/National	1,457,329	1,456,106	1,536,509	1,536,045

Lanjutan Tabel/Continued Table 2.2.2

Provinsi <i>Province</i>	Mei <i>May</i>	Juni <i>June</i>	Juli <i>July</i>	Agustus <i>August</i>
(1)	(6)	(7)	(8)	(9)
Aceh	2,449,823	2,449,823	2,449,823	2,449,823
Sumatera Utara	2,420,916	2,505,559	2,505,559	2,505,559
Sumatera Barat	1,900,000	1,900,000	1,900,000	1,900,000
Riau	-	-	-	-
Jambi	-	-	-	-
Sumatera Selatan	-	-	-	-
Bengkulu	-	-	-	-
Lampung	-	-	-	-
Kepulauan Bangka Belitung	-	-	-	-
Kepulauan Riau	-	-	-	-
Jawa Barat	1,822,042	1,822,042	1,822,042	1,822,042
Jawa Tengah	891,093	891,093	891,093	891,093
D.I. Yogyakarta	-	-	-	-
Jawa Timur	1,314,086	1,311,464	1,301,771	1,321,519
Banten	877,995	964,796	964,796	941,544
Bali	-	-	-	-
Nusa Tenggara Barat	-	-	-	-
Nusa Tenggara Timur	2,064,910	2,064,910	2,064,910	2,064,910
Kalimantan Barat	-	-	-	-
Kalimantan Tengah	-	-	-	-
Kalimantan Selatan	600,000	600,000	600,000	600,000
Kalimantan Timur	-	-	-	-
Sulawesi Utara	1,125,000	1,125,000	1,125,000	1,125,000
Sulawesi Tengah	-	-	-	-
Sulawesi Selatan	-	-	-	-
Sulawesi Tenggara	-	-	-	-
Gorontalo	-	-	-	-
Sulawesi Barat	-	-	-	-
Maluku	-	-	-	-
Maluku Utara	-	-	-	-
Papua Barat	-	-	-	-
Papua	-	-	-	-
Nasional/National	1,546,586	1,563,469	1,562,499	1,562,149

SUBSEKTOR HORTIKULTURA KELOMPOK BUAH-BUAHAN

Lanjutan Tabel/Continued Table 2.2.2

Provinsi <i>Province</i>	September <i>September</i>	Oktober <i>October</i>	November <i>November</i>	Desember <i>December</i>	Rata-rata <i>Average</i>
<i>(1)</i>	<i>(10)</i>	<i>(11)</i>	<i>(12)</i>	<i>(13)</i>	<i>(14)</i>
Aceh	2,449,823	2,449,823	2,449,823	2,449,823	2,449,823
Sumatera Utara	3,006,670	2,744,702	2,744,702	2,831,857	2,581,885
Sumatera Barat	1,900,000	1,900,000	1,900,000	1,900,000	1,900,000
Riau	-	-	-	-	-
Jambi	-	-	-	-	-
Sumatera Selatan	-	-	-	-	-
Bengkulu	-	-	-	-	-
Lampung	-	-	-	-	-
Kepulauan Bangka Belitung	-	-	-	-	-
Kepulauan Riau	-	-	-	-	-
Jawa Barat	1,822,042	1,822,042	1,822,042	1,822,042	1,708,164
Jawa Tengah	891,093	891,093	891,093	891,093	891,093
D.I. Yogyakarta	-	-	-	-	-
Jawa Timur	1,340,390	1,343,672	1,340,709	1,348,164	1,286,910
Banten	941,544	941,544	941,544	1,023,418	906,158
Bali	-	-	-	-	-
Nusa Tenggara Barat	-	-	-	-	-
Nusa Tenggara Timur	2,064,910	2,064,910	2,064,910	2,064,910	2,064,910
Kalimantan Barat	-	-	-	-	-
Kalimantan Tengah	-	-	-	-	-
Kalimantan Selatan	600,000	600,000	600,000	600,000	600,000
Kalimantan Timur	-	-	-	-	-
Sulawesi Utara	1,125,000	1,125,000	1,125,000	1,170,000	1,128,750
Sulawesi Tengah	-	-	-	-	-
Sulawesi Selatan	-	-	-	-	-
Sulawesi Tenggara	-	-	-	-	-
Gorontalo	-	-	-	-	-
Sulawesi Barat	-	-	-	-	-
Maluku	-	-	-	-	-
Maluku Utara	-	-	-	-	-
Papua Barat	-	-	-	-	-
Papua	-	-	-	-	-
Nasional/National	1,614,147	1,588,279	1,587,982	1,610,131	1,551,769

Tabel 2.2.3 **Harga Produsen Belimbing Menurut Provinsi (Rp/100 Kg), 2014**
Table **Producer Price of Starfruits by Province (Rp/100 Kg), 2014**

Provinsi <i>Province</i>	Januari <i>January</i>	Februari <i>February</i>	Maret <i>March</i>	April <i>April</i>
<i>(1)</i>	<i>(2)</i>	<i>(3)</i>	<i>(4)</i>	<i>(5)</i>
Aceh	192,857	192,857	192,857	192,857
Sumatera Utara	288,075	306,079	306,079	306,079
Sumatera Barat	-	-	-	-
Riau	-	-	-	-
Jambi	-	-	-	-
Sumatera Selatan	198,145	198,145	198,145	198,145
Bengkulu	-	-	-	-
Lampung	364,167	364,167	364,167	364,167
Kepulauan Bangka Belitung	-	-	-	-
Kepulauan Riau	550,000	550,000	550,000	550,000
Jawa Barat	679,652	679,652	679,652	679,652
Jawa Tengah	444,471	444,471	445,780	445,780
D.I. Yogyakarta	120,000	120,000	124,212	124,212
Jawa Timur	416,361	451,306	447,555	448,709
Banten	482,592	482,592	511,866	482,592
Bali	119,629	125,610	125,610	125,610
Nusa Tenggara Barat	-	-	-	-
Nusa Tenggara Timur	300,000	300,000	300,000	300,000
Kalimantan Barat	-	-	-	-
Kalimantan Tengah	-	-	-	-
Kalimantan Selatan	250,866	250,866	250,866	241,883
Kalimantan Timur	216,874	227,717	227,717	227,717
Sulawesi Utara	-	-	-	-
Sulawesi Tengah	-	-	-	-
Sulawesi Selatan	197,400	207,270	207,270	207,270
Sulawesi Tenggara	-	-	-	-
Gorontalo	-	-	-	-
Sulawesi Barat	-	-	-	-
Maluku	679,619	679,619	655,284	655,284
Maluku Utara	233,468	233,468	233,468	233,468
Papua Barat	-	-	-	-
Papua	-	-	-	-
Nasional/National	337,304	341,989	342,384	340,202

SUBSEKTOR HORTIKULTURA KELOMPOK BUAH-BUAHAN

Lanjutan Tabel/Continued Table 2.2.3

Provinsi Province	Mei May	Juni June	Juli July	Agustus August
<i>(1)</i>	<i>(6)</i>	<i>(7)</i>	<i>(8)</i>	<i>(9)</i>
Aceh	192,857	192,857	192,857	192,857
Sumatera Utara	306,079	306,079	349,805	349,805
Sumatera Barat	-	-	-	-
Riau	-	-	-	-
Jambi	-	-	-	-
Sumatera Selatan	198,145	198,145	198,145	198,145
Bengkulu	-	-	-	-
Lampung	364,167	364,167	364,167	380,000
Kepulauan Bangka Belitung	-	-	-	-
Kepulauan Riau	550,000	550,000	550,000	550,000
Jawa Barat	679,652	679,652	679,652	679,652
Jawa Tengah	445,780	437,357	426,264	426,264
D.I. Yogyakarta	124,212	124,212	124,212	124,212
Jawa Timur	452,966	453,439	451,993	453,282
Banten	482,592	552,878	532,767	502,297
Bali	125,610	125,610	125,610	125,610
Nusa Tenggara Barat	-	-	-	-
Nusa Tenggara Timur	300,000	300,000	300,000	300,000
Kalimantan Barat	-	-	-	-
Kalimantan Tengah	-	-	-	-
Kalimantan Selatan	233,052	233,052	250,285	250,285
Kalimantan Timur	227,717	227,717	244,555	244,555
Sulawesi Utara	-	-	-	-
Sulawesi Tengah	-	-	-	-
Sulawesi Selatan	207,270	207,270	222,596	222,596
Sulawesi Tenggara	-	-	-	-
Gorontalo	-	-	-	-
Sulawesi Barat	-	-	-	-
Maluku	655,284	592,584	592,584	592,584
Maluku Utara	264,266	264,266	264,266	264,266
Papua Barat	-	-	-	-
Papua	-	-	-	-
Nasional/National	341,744	341,723	345,280	344,495

Lanjutan Tabel/Continued Table 2.2.3

Provinsi <i>Province</i>	September <i>September</i>	Oktober <i>October</i>	November <i>November</i>	Desember <i>December</i>	Rata-rata <i>Average</i>
(1)	(10)	(11)	(12)	(13)	(14)
Aceh	192,857	192,857	192,857	192,857	192,857
Sumatera Utara	393,531	413,207	455,446	478,218	354,874
Sumatera Barat	-	-	-	-	-
Riau	-	-	-	-	-
Jambi	-	-	-	-	-
Sumatera Selatan	198,145	208,052	219,379	219,379	202,510
Bengkulu	-	-	-	-	-
Lampung	380,000	395,834	395,834	411,667	376,042
Kepulauan Bangka Belitung	-	-	-	-	-
Kepulauan Riau	550,000	550,000	550,000	550,000	550,000
Jawa Barat	679,652	679,652	679,652	679,652	679,652
Jawa Tengah	428,270	423,688	423,688	423,688	434,625
D.I. Yogyakarta	124,212	124,212	124,212	124,212	123,510
Jawa Timur	473,170	478,887	476,574	471,416	456,305
Banten	502,297	502,297	502,297	502,297	503,280
Bali	125,610	125,610	125,610	125,610	125,112
Nusa Tenggara Barat	-	-	-	-	-
Nusa Tenggara Timur	300,000	259,808	259,808	259,808	289,952
Kalimantan Barat	-	-	-	-	-
Kalimantan Tengah	-	-	-	-	-
Kalimantan Selatan	250,285	250,285	250,285	250,285	246,858
Kalimantan Timur	244,555	244,555	244,555	256,783	236,251
Sulawesi Utara	-	-	-	-	-
Sulawesi Tengah	-	-	-	-	-
Sulawesi Selatan	222,596	222,596	222,596	222,596	214,110
Sulawesi Tenggara	-	-	-	-	-
Gorontalo	-	-	-	-	-
Sulawesi Barat	-	-	-	-	-
Maluku	592,584	592,584	592,584	592,584	622,765
Maluku Utara	264,266	264,266	264,266	264,266	254,000
Papua Barat	-	-	-	-	-
Papua	-	-	-	-	-
Nasional/ <i>National</i>	348,355	348,729	351,744	354,430	344,865

SUBSEKTOR HORTIKULTURA KELOMPOK BUAH-BUAHAN

Tabel 2.2.4 Harga Produsen Duku Menurut Provinsi (Rp/100 Kg), 2014
Table 2.2.4 Producer Price of Lanzones by Province (Rp/100 Kg), 2014

Provinsi <i>Province</i>	Januari <i>January</i>	Februari <i>February</i>	Maret <i>March</i>	April <i>April</i>
<i>(1)</i>	<i>(2)</i>	<i>(3)</i>	<i>(4)</i>	<i>(5)</i>
Aceh	-	-	-	-
Sumatera Utara	1,228,215	1,258,546	1,258,546	1,258,546
Sumatera Barat	270,000	270,000	270,000	270,000
Riau	-	-	-	-
Jambi	713,822	781,952	800,808	875,496
Sumatera Selatan	298,935	298,935	298,935	298,935
Bengkulu	-	-	-	-
Lampung	196,688	196,688	196,688	196,688
Kepulauan Bangka Belitung	420,000	470,400	470,400	470,400
Kepulauan Riau	-	-	-	-
Jawa Barat	869,857	869,857	869,857	869,857
Jawa Tengah	522,644	522,644	546,498	564,199
D.I. Yogyakarta	-	-	-	-
Jawa Timur	764,220	764,220	764,220	764,220
Banten	458,533	458,533	458,533	458,533
Bali	-	-	-	-
Nusa Tenggara Barat	-	-	-	-
Nusa Tenggara Timur	-	-	-	-
Kalimantan Barat	350,000	350,000	350,000	350,000
Kalimantan Tengah	-	-	-	-
Kalimantan Selatan	658,333	658,333	658,333	658,333
Kalimantan Timur	-	-	-	-
Sulawesi Utara	-	-	-	-
Sulawesi Tengah	-	-	-	-
Sulawesi Selatan	-	-	-	-
Sulawesi Tenggara	-	-	-	-
Gorontalo	-	-	-	-
Sulawesi Barat	-	-	-	-
Maluku	-	-	-	-
Maluku Utara	322,256	322,256	341,222	317,543
Papua Barat	-	-	-	-
Papua	-	-	-	-
Nasional/National	544,116	555,567	560,311	565,596

Lanjutan Tabel/Continued Table 2.2.4

Provinsi <i>Province</i>	Mei <i>May</i>	Juni <i>June</i>	Juli <i>July</i>	Agustus <i>August</i>
(1)	(6)	(7)	(8)	(9)
Aceh	-	-	-	-
Sumatera Utara	1,258,546	1,258,546	1,258,546	1,258,546
Sumatera Barat	270,000	270,000	270,000	270,000
Riau	-	-	-	-
Jambi	875,496	875,496	875,496	821,863
Sumatera Selatan	298,935	298,935	298,935	298,935
Bengkulu	-	-	-	-
Lampung	196,688	196,688	196,688	196,688
Kepulauan Bangka Belitung	470,400	470,400	470,400	470,400
Kepulauan Riau	-	-	-	-
Jawa Barat	869,857	869,857	869,857	869,857
Jawa Tengah	606,912	606,912	606,912	606,912
D.I. Yogyakarta	-	-	-	-
Jawa Timur	764,220	764,220	764,220	764,220
Banten	458,533	458,533	458,533	458,533
Bali	-	-	-	-
Nusa Tenggara Barat	-	-	-	-
Nusa Tenggara Timur	-	-	-	-
Kalimantan Barat	350,000	350,000	350,000	350,000
Kalimantan Tengah	-	-	-	-
Kalimantan Selatan	658,333	658,333	658,333	658,333
Kalimantan Timur	-	-	-	-
Sulawesi Utara	-	-	-	-
Sulawesi Tengah	-	-	-	-
Sulawesi Selatan	-	-	-	-
Sulawesi Tenggara	-	-	-	-
Gorontalo	-	-	-	-
Sulawesi Barat	-	-	-	-
Maluku	-	-	-	-
Maluku Utara	365,706	365,706	365,706	365,706
Papua Barat	-	-	-	-
Papua	-	-	-	-
Nasional/National	572,587	572,587	572,587	568,461

SUBSEKTOR HORTIKULTURA KELOMPOK BUAH-BUAHAN

Lanjutan Tabel/Continued Table 2.2.4

Provinsi Province	September September	Oktober October	November November	Desember December	Rata-rata Average
<i>(1)</i>	<i>(10)</i>	<i>(11)</i>	<i>(12)</i>	<i>(13)</i>	<i>(14)</i>
Aceh	-	-	-	-	-
Sumatera Utara	1,326,625	1,326,625	1,326,625	1,459,287	1,289,766
Sumatera Barat	270,000	270,000	270,000	270,000	270,000
Riau	-	-	-	-	-
Jambi	922,916	922,916	922,916	922,916	859,341
Sumatera Selatan	298,935	298,935	298,935	298,935	298,935
Bengkulu	-	-	-	-	-
Lampung	196,688	196,688	196,688	196,688	196,688
Kepulauan Bangka Belitung	470,400	470,400	470,400	470,400	466,200
Kepulauan Riau	-	-	-	-	-
Jawa Barat	869,857	869,857	869,857	888,381	871,401
Jawa Tengah	606,912	606,912	606,912	606,912	584,273
D.I. Yogyakarta	-	-	-	-	-
Jawa Timur	764,220	764,220	764,220	764,220	764,220
Banten	458,533	458,533	458,533	458,533	458,533
Bali	-	-	-	-	-
Nusa Tenggara Barat	-	-	-	-	-
Nusa Tenggara Timur	-	-	-	-	-
Kalimantan Barat	350,000	350,000	350,000	350,000	350,000
Kalimantan Tengah	-	-	-	-	-
Kalimantan Selatan	658,333	658,333	658,333	658,333	658,333
Kalimantan Timur	-	-	-	-	-
Sulawesi Utara	-	-	-	-	-
Sulawesi Tengah	-	-	-	-	-
Sulawesi Selatan	-	-	-	-	-
Sulawesi Tenggara	-	-	-	-	-
Gorontalo	-	-	-	-	-
Sulawesi Barat	-	-	-	-	-
Maluku	-	-	-	-	-
Maluku Utara	379,563	369,141	369,141	369,141	354,424
Papua Barat	-	-	-	-	-
Papua	-	-	-	-	-
Nasional/National	582,537	581,735	581,735	593,365	570,932

Tabel 2.2.5 **Harga Produsen Durian Menurut Provinsi (Rp/10 buah), 2014**
Table 2.2.5 **Producer Price of Durians by Province (Rp/10 Piece), 2014**

Provinsi <i>Province</i>	Januari <i>January</i>	Februari <i>February</i>	Maret <i>March</i>	April <i>April</i>
(1)	(2)	(3)	(4)	(5)
Aceh	181,318	181,026	175,652	181,482
Sumatera Utara	103,988	107,077	107,077	112,176
Sumatera Barat	100,000	100,000	100,000	100,000
Riau	128,805	128,805	138,243	138,243
Jambi	57,151	64,392	65,423	65,423
Sumatera Selatan	-	-	-	-
Bengkulu	60,588	60,284	50,949	50,949
Lampung	149,103	149,103	149,103	149,103
Kepulauan Bangka Belitung	74,654	74,654	70,480	70,480
Kepulauan Riau	-	-	-	-
Jawa Barat	253,675	249,423	264,506	267,631
Jawa Tengah	315,224	312,051	312,801	318,108
D.I. Yogyakarta	165,145	165,145	165,145	198,175
Jawa Timur	290,120	300,162	288,963	290,387
Banten	125,266	140,134	125,266	133,115
Bali	172,991	172,008	162,633	167,684
Nusa Tenggara Barat	504,576	451,148	462,889	441,219
Nusa Tenggara Timur	177,083	173,968	173,968	173,968
Kalimantan Barat	96,184	96,184	96,184	96,184
Kalimantan Tengah	301,654	314,939	304,487	311,506
Kalimantan Selatan	181,160	173,962	173,962	173,962
Kalimantan Timur	231,376	231,376	231,376	231,376
Sulawesi Utara	300,000	300,000	300,000	300,000
Sulawesi Tengah	119,072	119,072	130,763	135,872
Sulawesi Selatan	119,164	125,032	122,469	133,891
Sulawesi Tenggara	54,487	51,441	57,714	57,714
Gorontalo	0	0	0	0
Sulawesi Barat	158,740	158,740	153,663	163,075
Maluku	90,542	90,542	77,412	77,412
Maluku Utara	449,310	449,310	434,498	438,201
Papua Barat	123,452	123,452	123,452	123,452
Papua	157,285	160,918	160,918	160,918
Nasional/National	174,737	174,145	172,667	175,390

SUBSEKTOR HORTIKULTURA KELOMPOK BUAH-BUAHAN

Lanjutan Tabel/Continued Table 2.2.5

Provinsi Province	Mei May	Juni June	Juli July	Agustus August
(1)	(6)	(7)	(8)	(9)
Aceh	183,439	177,546	175,652	185,488
Sumatera Utara	129,530	139,532	132,174	126,720
Sumatera Barat	100,000	100,000	100,000	100,000
Riau	138,243	138,243	134,650	146,024
Jambi	65,423	67,471	67,471	67,471
Sumatera Selatan	-	-	-	-
Bengkulu	54,728	54,728	54,728	54,728
Lampung	149,103	149,103	149,103	149,103
Kepulauan Bangka Belitung	70,480	79,922	79,922	93,762
Kepulauan Riau	-	-	-	-
Jawa Barat	272,476	272,476	275,414	275,414
Jawa Tengah	337,650	341,388	341,388	341,388
D.I. Yogyakarta	198,175	198,175	198,175	198,175
Jawa Timur	295,258	303,455	305,401	307,960
Banten	140,134	146,512	146,512	152,379
Bali	170,131	178,487	178,487	178,487
Nusa Tenggara Barat	391,760	410,881	430,936	408,822
Nusa Tenggara Timur	187,907	187,907	187,907	194,502
Kalimantan Barat	96,184	96,184	96,184	96,184
Kalimantan Tengah	320,317	320,317	292,806	291,618
Kalimantan Selatan	165,364	165,364	165,364	165,364
Kalimantan Timur	231,376	231,376	231,376	231,376
Sulawesi Utara	300,000	300,000	300,000	300,000
Sulawesi Tengah	139,188	142,036	145,372	145,372
Sulawesi Selatan	148,669	148,669	148,669	148,669
Sulawesi Tenggara	57,714	57,714	57,714	57,714
Gorontalo	-	-	-	-
Sulawesi Barat	163,075	163,075	188,693	188,693
Maluku	77,412	77,412	77,412	77,412
Maluku Utara	461,693	461,693	461,693	447,169
Papua Barat	123,452	123,452	123,452	123,452
Papua	160,918	160,918	160,918	160,918
Nasional/National	183,786	186,001	186,468	186,702

Lanjutan Tabel/Continued Table 2.2.5

Provinsi <i>Province</i>	September <i>September</i>	Oktober <i>October</i>	November <i>November</i>	Desember <i>December</i>	Rata-rata <i>Average</i>
(1)	(10)	(11)	(12)	(13)	(14)
Aceh	193,450	196,567	196,567	196,567	185,396
Sumatera Utara	185,396	185,396	194,445	194,445	143,163
Sumatera Barat	100,000	100,000	100,000	100,000	100,000
Riau	149,133	149,133	149,133	152,003	140,888
Jambi	71,604	71,604	71,604	71,604	67,220
Sumatera Selatan	-	-	-	-	-
Bengkulu	54,728	54,728	54,728	46,151	54,335
Lampung	149,103	149,103	149,103	149,103	149,103
Kepulauan Bangka Belitung	93,762	93,762	93,762	93,762	82,450
Kepulauan Riau	-	-	-	-	-
Jawa Barat	275,414	275,414	275,414	275,414	269,389
Jawa Tengah	341,388	341,388	341,388	341,388	332,129
D.I. Yogyakarta	198,175	198,175	198,175	198,175	189,917
Jawa Timur	307,960	308,665	312,006	312,283	301,885
Banten	152,379	175,952	175,952	175,952	149,129
Bali	178,487	178,487	178,487	178,487	174,571
Nusa Tenggara Barat	408,822	408,822	387,842	430,936	428,221
Nusa Tenggara Timur	194,502	194,502	194,502	200,881	186,800
Kalimantan Barat	96,184	96,184	96,184	96,184	96,184
Kalimantan Tengah	299,669	298,884	298,884	298,884	304,497
Kalimantan Selatan	165,364	165,364	165,364	165,364	168,830
Kalimantan Timur	254,662	254,662	254,662	254,662	239,138
Sulawesi Utara	300,000	300,000	300,000	300,000	300,000
Sulawesi Tengah	147,924	150,545	150,545	150,545	139,692
Sulawesi Selatan	148,669	148,669	148,669	148,669	140,826
Sulawesi Tenggara	57,714	57,714	57,714	57,714	56,922
Gorontalo	-	-	-	-	-
Sulawesi Barat	191,227	191,227	191,227	191,227	175,222
Maluku	77,412	77,412	77,412	77,412	79,600
Maluku Utara	447,169	447,169	447,169	447,169	449,354
Papua Barat	123,452	123,452	123,452	135,797	124,480
Papua	160,918	160,918	160,918	160,918	160,615
Nasional/National	190,506	191,514	191,217	193,162	185,861

SUBSEKTOR HORTIKULTURA KELOMPOK BUAH-BUAHAN

Tabel 2.2.6 Harga Produsen Jambu Biji Menurut Provinsi (Rp/100 Kg), 2014
Table 2.2.6 Producer Price of Guava by Province (Rp/100 Kg), 2014

Provinsi Province	Januari January	Februari February	Maret March	April April
(1)	(2)	(3)	(4)	(5)
Aceh	279,034	279,034	279,034	279,034
Sumatera Utara	293,189	287,076	291,258	295,776
Sumatera Barat	229,847	229,847	229,847	223,951
Riau	-	-	-	-
Jambi	171,429	171,429	171,429	171,429
Sumatera Selatan	123,096	129,142	129,142	129,142
Bengkulu	-	-	-	-
Lampung	271,538	271,538	271,538	271,538
Kepulauan Bangka Belitung	-	-	-	-
Kepulauan Riau	-	-	-	-
Jawa Barat	261,983	261,983	257,291	257,291
Jawa Tengah	700,621	706,620	717,547	744,490
D.I. Yogyakarta	139,570	139,570	139,570	139,570
Jawa Timur	552,773	552,773	552,773	552,773
Banten	315,291	315,291	300,531	300,531
Bali	277,201	277,201	277,201	311,851
Nusa Tenggara Barat	115,091	115,091	123,979	115,091
Nusa Tenggara Timur	210,459	210,459	210,459	210,459
Kalimantan Barat	117,092	128,801	128,801	128,801
Kalimantan Tengah	300,000	300,000	300,000	300,000
Kalimantan Selatan	145,532	145,532	145,532	145,532
Kalimantan Timur	316,406	316,406	316,406	316,406
Sulawesi Utara	-	-	-	-
Sulawesi Tengah	-	-	-	-
Sulawesi Selatan	-	-	-	-
Sulawesi Tenggara	-	-	-	-
Gorontalo	-	-	-	-
Sulawesi Barat	-	-	-	-
Maluku	-	-	-	-
Maluku Utara	388,406	384,315	413,410	413,410
Papua Barat	-	-	-	-
Papua	300,000	300,000	300,000	300,000
Nasional/National	275,428	276,105	277,787	280,354

Lanjutan Tabel/Continued Table 2.2.6

Provinsi <i>Province</i>	Mei <i>May</i>	Juni <i>June</i>	Juli <i>July</i>	Agustus <i>August</i>
(1)	(6)	(7)	(8)	(9)
Aceh	279,034	279,034	279,034	279,034
Sumatera Utara	322,061	310,303	319,576	312,912
Sumatera Barat	208,830	208,830	215,571	209,895
Riau	-	-	-	-
Jambi	171,429	171,429	171,429	171,429
Sumatera Selatan	129,142	129,142	129,142	129,142
Bengkulu	-	-	-	-
Lampung	271,538	271,538	271,538	271,538
Kepulauan Bangka Belitung	-	-	-	-
Kepulauan Riau	-	-	-	-
Jawa Barat	259,767	259,456	260,184	274,702
Jawa Tengah	852,611	977,209	987,728	953,970
D.I. Yogyakarta	139,570	139,570	159,767	130,449
Jawa Timur	552,773	552,773	561,624	561,624
Banten	333,477	328,534	320,823	320,823
Bali	311,851	343,036	338,234	338,234
Nusa Tenggara Barat	116,978	116,978	116,978	116,978
Nusa Tenggara Timur	210,459	210,459	210,459	210,459
Kalimantan Barat	128,801	128,801	128,801	128,801
Kalimantan Tengah	300,000	300,000	300,000	300,000
Kalimantan Selatan	145,532	145,532	145,532	145,532
Kalimantan Timur	316,406	316,406	316,406	316,406
Sulawesi Utara	-	-	-	-
Sulawesi Tengah	-	-	-	-
Sulawesi Selatan	-	-	-	-
Sulawesi Tenggara	-	-	-	-
Gorontalo	-	-	-	-
Sulawesi Barat	-	-	-	-
Maluku	-	-	-	-
Maluku Utara	417,810	417,810	417,810	417,810
Papua Barat	-	-	-	-
Papua	300,000	300,000	300,000	300,000
Nasional/National	288,404	295,342	297,532	294,487

SUBSEKTOR HORTIKULTURA KELOMPOK BUAH-BUAHAN

Lanjutan Tabel/Continued Table 2.2.6

Provinsi <i>Province</i>	September <i>September</i>	Oktober <i>October</i>	November <i>November</i>	Desember <i>December</i>	Rata-rata <i>Average</i>
<i>(1)</i>	<i>(10)</i>	<i>(11)</i>	<i>(12)</i>	<i>(13)</i>	<i>(14)</i>
Aceh	279,034	279,034	279,034	279,034	279,034
Sumatera Utara	312,912	319,576	338,384	360,521	313,629
Sumatera Barat	209,895	209,895	209,895	209,895	216,350
Riau	-	-	-	-	-
Jambi	171,429	171,429	171,429	171,429	171,429
Sumatera Selatan	129,142	133,897	149,702	149,702	132,461
Bengkulu	-	-	-	-	-
Lampung	271,538	271,538	271,538	271,538	271,538
Kepulauan Bangka Belitung	-	-	-	-	-
Kepulauan Riau	-	-	-	-	-
Jawa Barat	271,925	267,857	265,069	263,841	263,446
Jawa Tengah	974,010	1,021,848	1,039,240	1,116,426	899,360
D.I. Yogyakarta	130,449	135,253	148,162	148,162	140,805
Jawa Timur	568,082	568,082	568,082	568,082	559,351
Banten	313,153	313,153	338,670	338,670	319,912
Bali	338,234	338,234	338,234	338,234	318,979
Nusa Tenggara Barat	116,978	116,978	132,913	132,913	119,746
Nusa Tenggara Timur	210,459	210,459	210,459	210,459	210,459
Kalimantan Barat	128,801	128,801	128,801	128,801	127,825
Kalimantan Tengah	300,000	300,000	300,000	300,000	300,000
Kalimantan Selatan	145,532	147,862	147,862	147,862	146,114
Kalimantan Timur	316,406	316,406	316,406	316,406	316,406
Sulawesi Utara	-	-	-	-	-
Sulawesi Tengah	-	-	-	-	-
Sulawesi Selatan	-	-	-	-	-
Sulawesi Tenggara	-	-	-	-	-
Gorontalo	-	-	-	-	-
Sulawesi Barat	-	-	-	-	-
Maluku	-	-	-	-	-
Maluku Utara	417,810	417,810	428,835	417,809	412,753
Papua Barat	-	-	-	-	-
Papua	300,000	300,000	300,000	300,000	300,000
Nasional/National	295,290	298,406	304,136	308,489	290,980

Tabel 2.2.7 **Harga Produsen Jeruk Keprok/Siam Menurut Provinsi (Rp/100 Kg), 2014**
Table **Producer Price of Tangerines by Province (Rp/100 Kg), 2014**

Provinsi <i>Province</i>	Januari <i>January</i>	Februari <i>February</i>	Maret <i>March</i>	April <i>April</i>
<i>(1)</i>	<i>(2)</i>	<i>(3)</i>	<i>(4)</i>	<i>(5)</i>
Aceh	914,502	901,442	927,409	927,409
Sumatera Utara	512,237	518,803	547,593	549,652
Sumatera Barat	1,068,822	1,055,618	1,046,306	1,066,457
Riau	967,378	984,090	1,019,011	1,024,611
Jambi	609,872	609,872	618,233	593,313
Sumatera Selatan	441,655	441,655	485,821	539,801
Bengkulu	369,333	406,267	406,267	406,267
Lampung	810,526	810,526	810,526	810,526
Kepulauan Bangka Belitung	550,000	550,000	550,000	550,000
Kepulauan Riau	1,230,476	1,230,476	1,347,919	1,347,919
Jawa Barat	1,199,816	1,208,524	1,323,909	1,312,121
Jawa Tengah	651,137	660,168	660,168	660,168
D.I. Yogyakarta	-	-	-	-
Jawa Timur	769,220	752,311	739,136	774,189
Banten	664,624	664,624	655,516	657,727
Bali	508,690	502,082	533,542	539,406
Nusa Tenggara Barat	-	-	-	-
Nusa Tenggara Timur	944,244	944,244	944,244	944,244
Kalimantan Barat	687,352	706,238	701,496	716,779
Kalimantan Tengah	642,618	642,618	642,618	642,371
Kalimantan Selatan	436,072	436,072	451,659	457,490
Kalimantan Timur	478,843	465,672	465,672	470,135
Sulawesi Utara	-	-	-	-
Sulawesi Tengah	477,614	477,614	477,614	447,902
Sulawesi Selatan	359,350	334,412	334,412	319,512
Sulawesi Tenggara	367,212	360,877	360,877	341,296
Gorontalo	-	-	-	-
Sulawesi Barat	405,090	399,615	403,735	403,735
Maluku	685,767	698,263	713,224	743,722
Maluku Utara	524,598	524,598	531,830	531,830
Papua Barat	774,597	774,597	805,716	741,151
Papua	553,014	553,014	553,014	542,667
Nasional/National	664,452	664,796	680,624	680,800

SUBSEKTOR HORTIKULTURA KELOMPOK BUAH-BUAHAN

Lanjutan Tabel/Continued Table 2.2.7

Provinsi Province	Mei May	Juni June	Juli July	Agustus August
<i>(1)</i>	<i>(6)</i>	<i>(7)</i>	<i>(8)</i>	<i>(9)</i>
Aceh	940,845	961,418	948,881	948,881
Sumatera Utara	550,879	562,970	565,642	525,425
Sumatera Barat	1,074,600	1,034,321	1,067,083	1,032,655
Riau	1,024,611	995,287	988,988	1,079,361
Jambi	593,313	612,531	628,695	619,303
Sumatera Selatan	593,781	638,314	574,483	492,414
Bengkulu	406,267	406,267	406,267	406,267
Lampung	810,526	810,526	810,526	810,526
Kepulauan Bangka Belitung	550,000	550,000	550,000	550,000
Kepulauan Riau	1,347,919	1,347,919	1,347,919	1,230,476
Jawa Barat	1,418,987	1,481,496	1,443,615	1,466,468
Jawa Tengah	660,168	734,457	746,411	764,928
D.I. Yogyakarta	-	-	-	-
Jawa Timur	759,590	763,533	744,477	700,320
Banten	657,727	681,000	681,000	668,258
Bali	551,955	522,849	522,849	539,727
Nusa Tenggara Barat	-	-	-	-
Nusa Tenggara Timur	944,244	944,244	944,244	944,244
Kalimantan Barat	738,554	735,325	756,169	734,457
Kalimantan Tengah	642,371	642,371	633,614	633,775
Kalimantan Selatan	462,335	456,286	475,429	469,951
Kalimantan Timur	470,135	473,281	466,293	476,555
Sulawesi Utara	-	-	-	-
Sulawesi Tengah	447,902	447,902	447,902	447,902
Sulawesi Selatan	340,347	350,848	349,204	359,978
Sulawesi Tenggara	335,918	346,761	346,761	346,761
Gorontalo	-	-	-	-
Sulawesi Barat	413,128	408,912	408,912	434,534
Maluku	737,403	759,254	780,025	786,955
Maluku Utara	514,161	514,161	517,944	514,161
Papua Barat	741,151	741,151	815,742	862,454
Papua	558,050	558,050	531,860	531,860
Nasional/National	688,817	695,766	696,462	692,093

Lanjutan Tabel/Continued Table 2.2.7

Provinsi <i>Province</i>	September <i>September</i>	Oktober <i>October</i>	November <i>November</i>	Desember <i>December</i>	Rata-rata <i>Average</i>
<i>(1)</i>	<i>(10)</i>	<i>(11)</i>	<i>(12)</i>	<i>(13)</i>	<i>(14)</i>
Aceh	953,919	948,881	960,718	994,060	944,030
Sumatera Utara	493,338	519,086	531,483	521,556	533,222
Sumatera Barat	1,014,347	1,023,038	989,398	967,105	1,036,646
Riau	1,040,712	1,118,318	1,169,358	1,120,730	1,044,371
Jambi	603,381	603,381	587,695	587,695	605,607
Sumatera Selatan	492,414	529,345	557,979	557,979	528,803
Bengkulu	406,267	406,267	406,267	406,267	403,189
Lampung	810,526	810,526	810,526	810,526	810,526
Kepulauan Bangka Belitung	550,000	550,000	550,000	537,195	548,933
Kepulauan Riau	1,230,476	1,230,476	1,230,476	1,230,476	1,279,410
Jawa Barat	1,585,905	1,624,325	1,631,678	1,644,492	1,445,111
Jawa Tengah	764,928	790,864	820,264	857,319	730,915
D.I. Yogyakarta	-	-	-	-	-
Jawa Timur	704,635	723,543	742,602	762,926	744,707
Banten	660,618	660,618	617,868	675,201	662,065
Bali	566,318	579,974	611,709	538,373	543,123
Nusa Tenggara Barat	-	-	-	-	-
Nusa Tenggara Timur	944,244	944,244	944,244	944,244	944,244
Kalimantan Barat	723,686	742,345	741,700	718,646	725,229
Kalimantan Tengah	633,448	633,773	657,618	657,618	642,068
Kalimantan Selatan	485,121	472,510	490,509	475,120	464,046
Kalimantan Timur	474,177	467,559	477,155	479,818	472,108
Sulawesi Utara	-	-	-	-	-
Sulawesi Tengah	426,871	426,871	469,652	496,596	457,695
Sulawesi Selatan	359,978	374,122	374,122	374,122	352,534
Sulawesi Tenggara	346,761	334,102	337,300	378,606	350,269
Gorontalo	-	-	-	-	-
Sulawesi Barat	437,955	468,087	483,563	450,763	426,502
Maluku	769,461	834,548	795,590	777,616	756,819
Maluku Utara	520,294	521,422	530,450	537,942	523,616
Papua Barat	862,454	893,282	962,259	914,705	824,105
Papua	531,860	531,860	531,860	531,860	542,414
Nasional/National	692,646	705,835	714,787	712,484	690,797

SUBSEKTOR HORTIKULTURA KELOMPOK BUAH-BUAHAN

Tabel 2.2.8 Harga Produsen Langsung Menurut Provinsi (Rp/100 Kg), 2014
Table 2.2.8 Producer Price of Langsung by Province (Rp/100 Kg), 2014

Provinsi <i>Province</i>	Januari <i>January</i>	Februari <i>February</i>	Maret <i>March</i>	April <i>April</i>
<i>(1)</i>	<i>(2)</i>	<i>(3)</i>	<i>(4)</i>	<i>(5)</i>
Aceh	1,120,531	1,253,506	1,279,641	1,280,534
Sumatera Utara	497,970	491,240	515,150	533,563
Sumatera Barat	300,000	300,000	300,000	300,000
Riau	-	-	-	-
Jambi	-	-	-	-
Sumatera Selatan	-	-	-	-
Bengkulu	-	-	-	-
Lampung	-	-	-	-
Kepulauan Bangka Belitung	-	-	-	-
Kepulauan Riau	-	-	-	-
Jawa Barat	-	-	-	-
Jawa Tengah	-	-	-	-
D.I. Yogyakarta	-	-	-	-
Jawa Timur	529,607	529,607	478,554	540,311
Banten	600,000	600,000	600,000	600,000
Bali	-	-	-	-
Nusa Tenggara Barat	-	-	-	-
Nusa Tenggara Timur	-	-	-	-
Kalimantan Barat	-	-	-	-
Kalimantan Tengah	-	-	-	-
Kalimantan Selatan	863,981	863,981	863,981	877,816
Kalimantan Timur	993,598	993,598	993,598	916,205
Sulawesi Utara	-	-	-	-
Sulawesi Tengah	-	-	-	-
Sulawesi Selatan	422,037	422,037	416,701	461,156
Sulawesi Tenggara	1,094,400	1,094,400	1,094,400	1,167,360
Gorontalo	-	-	-	-
Sulawesi Barat	-	-	-	-
Maluku	1,777,627	1,777,627	1,777,627	1,777,627
Maluku Utara	-	-	-	-
Papua Barat	-	-	-	-
Papua	650,000	650,000	650,000	650,000
Nasional/National	804,523	816,000	815,423	827,688

Lanjutan Tabel/Continued Table 2.2.8

Provinsi <i>Province</i>	Mei <i>May</i>	Juni <i>June</i>	Juli <i>July</i>	Agustus <i>August</i>
(1)	(6)	(7)	(8)	(9)
Aceh	1,301,936	1,301,936	1,282,305	1,102,381
Sumatera Utara	533,563	544,455	598,901	586,155
Sumatera Barat	300,000	300,000	300,000	300,000
Riau	-	-	-	-
Jambi	-	-	-	-
Sumatera Selatan	-	-	-	-
Bengkulu	-	-	-	-
Lampung	-	-	-	-
Kepulauan Bangka Belitung	-	-	-	-
Kepulauan Riau	-	-	-	-
Jawa Barat	-	-	-	-
Jawa Tengah	-	-	-	-
D.I. Yogyakarta	-	-	-	-
Jawa Timur	540,311	540,311	522,571	522,571
Banten	600,000	600,000	600,000	600,000
Bali	-	-	-	-
Nusa Tenggara Barat	-	-	-	-
Nusa Tenggara Timur	-	-	-	-
Kalimantan Barat	-	-	-	-
Kalimantan Tengah	-	-	-	-
Kalimantan Selatan	969,787	969,787	969,787	969,787
Kalimantan Timur	916,205	916,205	916,205	901,655
Sulawesi Utara	-	-	-	-
Sulawesi Tengah	-	-	-	-
Sulawesi Selatan	475,595	475,595	475,595	473,217
Sulawesi Tenggara	1,167,360	1,167,360	1,167,360	1,167,360
Gorontalo	-	-	-	-
Sulawesi Barat	-	-	-	-
Maluku	1,777,627	1,777,627	1,777,627	1,777,627
Maluku Utara	-	-	-	-
Papua Barat	-	-	-	-
Papua	650,000	650,000	650,000	650,000
Nasional/National	839,308	840,298	841,850	822,796

SUBSEKTOR HORTIKULTURA KELOMPOK BUAH-BUAHAN

Lanjutan Tabel/Continued Table 2.2.8

Provinsi <i>Province</i>	September <i>September</i>	Oktober <i>October</i>	November <i>November</i>	Desember <i>December</i>	Rata-rata <i>Average</i>
<i>(1)</i>	<i>(10)</i>	<i>(11)</i>	<i>(12)</i>	<i>(13)</i>	<i>(14)</i>
Aceh	1,212,729	1,344,698	1,387,649	1,435,337	1,275,265
Sumatera Utara	594,969	558,876	558,876	558,876	547,716
Sumatera Barat	300,000	300,000	300,000	300,000	300,000
Riau	-	-	-	-	-
Jambi	-	-	-	-	-
Sumatera Selatan	-	-	-	-	-
Bengkulu	-	-	-	-	-
Lampung	-	-	-	-	-
Kepulauan Bangka Belitung	-	-	-	-	-
Kepulauan Riau	-	-	-	-	-
Jawa Barat	-	-	-	-	-
Jawa Tengah	-	-	-	-	-
D.I. Yogyakarta	-	-	-	-	-
Jawa Timur	522,571	522,571	522,571	571,309	528,572
Banten	600,000	600,000	600,000	0	550,000
Bali	-	-	-	-	-
Nusa Tenggara Barat	-	-	-	-	-
Nusa Tenggara Timur	-	-	-	-	-
Kalimantan Barat	-	-	-	-	-
Kalimantan Tengah	-	-	-	-	-
Kalimantan Selatan	969,787	969,787	969,787	969,787	935,671
Kalimantan Timur	861,479	861,479	861,479	861,479	916,099
Sulawesi Utara	-	-	-	-	-
Sulawesi Tengah	-	-	-	-	-
Sulawesi Selatan	473,217	473,217	473,217	473,217	459,566
Sulawesi Tenggara	1,167,360	1,167,360	1,167,360	1,167,360	1,149,120
Gorontalo	-	-	-	-	-
Sulawesi Barat	-	-	-	-	-
Maluku	1,777,627	1,784,990	1,784,990	1,784,990	1,779,468
Maluku Utara	-	-	-	-	-
Papua Barat	-	-	-	-	-
Papua	650,000	650,000	650,000	650,000	650,000
Nasional/National	829,976	839,362	843,266	797,487	826,498

Tabel 2.2.9 **Harga Produsen Mangga Menurut Provinsi (Rp/100 Kg), 2014**
Table **Producer Price of Mangoes by Province (Rp/100 Kg), 2014**

Provinsi <i>Province</i>	Januari <i>January</i>	Februari <i>February</i>	Maret <i>March</i>	April <i>April</i>
<i>(1)</i>	<i>(2)</i>	<i>(3)</i>	<i>(4)</i>	<i>(5)</i>
Aceh	880,608	884,874	910,558	908,230
Sumatera Utara	660,454	647,283	665,838	665,838
Sumatera Barat	669,901	669,901	669,901	669,901
Riau	-	-	-	-
Jambi	725,926	725,926	725,926	725,926
Sumatera Selatan	633,219	633,219	633,219	633,219
Bengkulu	400,000	400,000	400,000	400,000
Lampung	552,354	563,304	563,304	563,304
Kepulauan Bangka Belitung	900,000	900,000	900,000	900,000
Kepulauan Riau	-	-	-	-
Jawa Barat	698,877	711,790	715,944	733,854
Jawa Tengah	276,657	277,135	277,135	277,135
D.I. Yogyakarta	-	-	-	-
Jawa Timur	403,773	400,955	402,414	408,774
Banten	587,029	587,029	587,029	587,029
Bali	399,181	426,332	436,613	436,613
Nusa Tenggara Barat	530,935	530,935	530,935	530,935
Nusa Tenggara Timur	264,597	264,597	264,597	264,597
Kalimantan Barat	791,319	791,319	791,319	791,319
Kalimantan Tengah	936,139	909,378	966,358	997,552
Kalimantan Selatan	544,557	544,557	544,557	544,557
Kalimantan Timur	950,000	950,000	950,000	950,000
Sulawesi Utara	793,700	793,700	793,700	793,700
Sulawesi Tengah	384,423	387,252	387,252	391,731
Sulawesi Selatan	523,024	523,024	523,024	538,654
Sulawesi Tenggara	738,439	796,395	846,351	846,351
Gorontalo	-	-	-	-
Sulawesi Barat	711,379	711,379	649,397	684,525
Maluku	1,342,161	1,417,867	1,417,867	1,417,867
Maluku Utara	1,004,158	1,048,789	1,048,789	1,048,789
Papua Barat	-	-	-	-
Papua	-	-	-	-
Nasional/National	665,493	672,959	677,001	681,169

SUBSEKTOR HORTIKULTURA KELOMPOK BUAH-BUAHAN

Lanjutan Tabel/Continued Table 2.2.9

Provinsi Province	Mei May	Juni June	Juli July	Agustus August
<i>(1)</i>	<i>(6)</i>	<i>(7)</i>	<i>(8)</i>	<i>(9)</i>
Aceh	875,078	855,705	900,218	898,730
Sumatera Utara	636,776	570,609	526,076	546,745
Sumatera Barat	669,901	634,576	634,576	634,576
Riau	-	-	-	-
Jambi	725,926	725,926	784,089	784,089
Sumatera Selatan	633,219	633,219	633,219	633,219
Bengkulu	400,000	400,000	400,000	400,000
Lampung	574,472	574,472	584,649	552,927
Kepulauan Bangka Belitung	900,000	900,000	900,000	900,000
Kepulauan Riau	-	-	-	-
Jawa Barat	727,229	706,470	726,022	731,088
Jawa Tengah	277,135	277,135	277,135	277,135
D.I. Yogyakarta	-	-	-	-
Jawa Timur	436,674	446,283	453,241	459,064
Banten	587,029	587,029	587,029	587,029
Bali	480,274	450,046	450,046	480,357
Nusa Tenggara Barat	530,935	530,935	530,935	530,935
Nusa Tenggara Timur	264,597	264,597	264,597	264,597
Kalimantan Barat	762,984	747,074	747,074	747,074
Kalimantan Tengah	1,060,058	1,074,581	1,120,362	1,156,527
Kalimantan Selatan	544,557	544,557	567,758	567,758
Kalimantan Timur	950,000	950,000	972,908	972,908
Sulawesi Utara	793,700	793,700	793,700	793,700
Sulawesi Tengah	385,012	377,401	389,218	389,218
Sulawesi Selatan	494,645	494,645	494,645	494,645
Sulawesi Tenggara	829,137	842,459	842,459	842,459
Gorontalo	-	-	-	-
Sulawesi Barat	684,525	684,525	684,525	675,968
Maluku	1,417,867	1,439,116	1,439,116	1,439,116
Maluku Utara	1,070,268	1,105,752	1,096,209	1,164,605
Papua Barat	-	-	-	-
Papua	-	-	-	-
Nasional/National	681,231	677,339	684,608	689,403

Lanjutan Tabel/Continued Table 2.2.9

Provinsi <i>Province</i>	September <i>September</i>	Oktober <i>October</i>	November <i>November</i>	Desember <i>December</i>	Rata-rata <i>Average</i>
<i>(1)</i>	<i>(10)</i>	<i>(11)</i>	<i>(12)</i>	<i>(13)</i>	<i>(14)</i>
Aceh	928,422	973,985	959,602	972,295	912,359
Sumatera Utara	609,389	609,389	609,389	582,860	610,887
Sumatera Barat	634,576	634,576	634,576	634,576	649,294
Riau	-	-	-	-	-
Jambi	784,089	784,089	784,089	784,089	755,008
Sumatera Selatan	633,219	633,219	633,219	633,219	633,219
Bengkulu	400,000	400,000	400,000	400,000	400,000
Lampung	584,648	584,648	584,648	584,648	572,282
Kepulauan Bangka Belitung	900,000	942,921	942,921	942,921	910,730
Kepulauan Riau	-	-	-	-	-
Jawa Barat	731,088	743,725	743,725	756,010	727,152
Jawa Tengah	280,457	276,033	278,165	284,590	277,987
D.I. Yogyakarta	-	-	-	-	-
Jawa Timur	462,494	464,442	473,264	449,746	438,427
Banten	587,029	587,029	587,029	587,029	587,029
Bali	480,357	480,357	458,879	386,618	447,139
Nusa Tenggara Barat	495,539	458,968	458,968	458,968	509,994
Nusa Tenggara Timur	264,597	270,489	267,640	245,215	263,726
Kalimantan Barat	747,074	747,074	747,074	747,074	763,148
Kalimantan Tengah	1,156,527	1,245,831	1,235,361	1,106,178	1,080,404
Kalimantan Selatan	567,758	567,758	567,758	567,758	556,157
Kalimantan Timur	972,908	972,908	972,908	972,908	961,454
Sulawesi Utara	793,700	793,700	793,700	878,374	800,756
Sulawesi Tengah	389,218	389,218	389,218	389,218	387,365
Sulawesi Selatan	494,645	494,645	494,645	497,826	505,672
Sulawesi Tenggara	842,459	853,502	872,506	847,548	833,339
Gorontalo	-	-	-	-	-
Sulawesi Barat	675,968	659,069	692,023	692,023	683,775
Maluku	1,439,116	1,402,117	1,402,117	1,339,499	1,409,486
Maluku Utara	1,155,195	1,155,195	1,155,195	1,198,582	1,104,294
Papua Barat	-	-	-	-	-
Papua	-	-	-	-	-
Nasional/National	692,711	697,111	697,639	689,991	683,888

SUBSEKTOR HORTIKULTURA KELOMPOK BUAH-BUAHAN

Tabel 2.2.10 Harga Produsen Melon Menurut Provinsi (Rp/100 Kg), 2014
Table 2.2.10 Producer Price of Melon by Province (Rp/100 Kg), 2014

Provinsi <i>Province</i>	Januari <i>January</i>	Februari <i>February</i>	Maret <i>March</i>	April <i>April</i>
<i>(1)</i>	<i>(2)</i>	<i>(3)</i>	<i>(4)</i>	<i>(5)</i>
Aceh	400,000	400,000	400,000	400,000
Sumatera Utara	-	-	-	-
Sumatera Barat	-	-	-	-
Riau	1,000,000	1,000,000	1,000,000	1,000,000
Jambi	-	-	-	-
Sumatera Selatan	-	-	-	-
Bengkulu	-	-	-	-
Lampung	897,222	897,222	897,222	897,222
Kepulauan Bangka Belitung	-	-	-	-
Kepulauan Riau	-	-	-	-
Jawa Barat	747,145	747,145	747,145	747,145
Jawa Tengah	626,835	663,743	663,743	624,606
D.I. Yogyakarta	400,000	400,000	400,000	400,000
Jawa Timur	442,796	442,350	445,266	442,317
Banten	214,818	223,589	243,486	235,230
Bali	593,475	593,475	530,820	573,351
Nusa Tenggara Barat	900,000	900,000	900,000	900,000
Nusa Tenggara Timur	-	-	-	-
Kalimantan Barat	-	-	-	-
Kalimantan Tengah	-	-	-	-
Kalimantan Selatan	-	-	-	-
Kalimantan Timur	695,405	695,405	695,405	695,405
Sulawesi Utara	-	-	-	-
Sulawesi Tengah	-	-	-	-
Sulawesi Selatan	609,882	609,882	609,882	609,882
Sulawesi Tenggara	-	-	-	-
Gorontalo	-	-	-	-
Sulawesi Barat	550,000	450,000	495,000	495,000
Maluku	700,000	700,000	700,000	700,000
Maluku Utara	500,000	500,000	500,000	500,000
Papua Barat	843,432	843,432	843,432	793,277
Papua	-	-	-	-
Nasional/National	632,563	629,140	629,463	625,840

Lanjutan Tabel/Continued Table 2.2.10

Provinsi <i>Province</i>	Mei <i>May</i>	Juni <i>June</i>	Juli <i>July</i>	Agustus <i>August</i>
(1)	(6)	(7)	(8)	(9)
Aceh	400,000	400,000	400,000	400,000
Sumatera Utara	-	-	-	-
Sumatera Barat	-	-	-	-
Riau	1,000,000	1,000,000	1,000,000	1,000,000
Jambi	-	-	-	-
Sumatera Selatan	-	-	-	-
Bengkulu	-	-	-	-
Lampung	897,222	897,222	897,222	897,222
Kepulauan Bangka Belitung	-	-	-	-
Kepulauan Riau	-	-	-	-
Jawa Barat	747,145	747,145	747,145	747,145
Jawa Tengah	624,606	638,189	690,510	690,510
D.I. Yogyakarta	400,000	400,000	438,178	438,178
Jawa Timur	433,579	440,405	430,117	435,755
Banten	232,659	240,825	246,119	237,773
Bali	573,351	628,075	654,339	699,518
Nusa Tenggara Barat	922,225	922,225	926,000	878,481
Nusa Tenggara Timur	-	-	-	-
Kalimantan Barat	-	-	-	-
Kalimantan Tengah	-	-	-	-
Kalimantan Selatan	-	-	-	-
Kalimantan Timur	695,405	695,405	695,405	695,405
Sulawesi Utara	-	-	-	-
Sulawesi Tengah	-	-	-	-
Sulawesi Selatan	655,118	655,118	655,118	685,634
Sulawesi Tenggara	-	-	-	-
Gorontalo	-	-	-	-
Sulawesi Barat	470,250	470,250	526,680	596,904
Maluku	700,000	700,000	700,000	700,000
Maluku Utara	450,000	405,000	405,000	405,000
Papua Barat	793,277	793,277	793,277	793,277
Papua	-	-	-	-
Nasional/National	624,677	627,071	637,819	643,800

SUBSEKTOR HORTIKULTURA KELOMPOK BUAH-BUAHAN

Lanjutan Tabel/Continued Table 2.2.10

Provinsi <i>Province</i>	September <i>September</i>	Oktober <i>October</i>	November <i>November</i>	Desember <i>December</i>	Rata-rata <i>Average</i>
<i>(1)</i>	<i>(10)</i>	<i>(11)</i>	<i>(12)</i>	<i>(13)</i>	<i>(14)</i>
Aceh	400,000	400,000	400,000	400,000	400,000
Sumatera Utara	-	-	-	-	-
Sumatera Barat	-	-	-	-	-
Riau	1,000,000	1,000,000	925,000	855,625	981,719
Jambi	-	-	-	-	-
Sumatera Selatan	-	-	-	-	-
Bengkulu	-	-	-	-	-
Lampung	897,222	897,222	897,222	897,222	897,222
Kepulauan Bangka Belitung	-	-	-	-	-
Kepulauan Riau	-	-	-	-	-
Jawa Barat	747,145	747,145	747,145	747,145	747,145
Jawa Tengah	707,161	686,500	610,360	769,006	666,314
D.I. Yogyakarta	400,000	400,000	382,586	382,586	403,461
Jawa Timur	428,459	426,996	402,151	402,649	431,070
Banten	237,773	230,059	230,059	250,390	235,232
Bali	699,518	699,518	699,518	719,798	638,730
Nusa Tenggara Barat	878,481	785,737	807,268	807,268	877,307
Nusa Tenggara Timur	-	-	-	-	-
Kalimantan Barat	-	-	-	-	-
Kalimantan Tengah	-	-	-	-	-
Kalimantan Selatan	-	-	-	-	-
Kalimantan Timur	695,405	695,405	695,405	743,419	699,406
Sulawesi Utara	-	-	-	-	-
Sulawesi Tengah	-	-	-	-	-
Sulawesi Selatan	648,498	648,498	648,498	648,498	640,376
Sulawesi Tenggara	-	-	-	-	-
Gorontalo	-	-	-	-	-
Sulawesi Barat	596,904	596,904	596,904	596,904	536,808
Maluku	700,000	700,000	700,000	700,000	700,000
Maluku Utara	405,000	405,000	405,000	405,000	440,416
Papua Barat	793,277	908,075	908,075	908,075	834,515
Papua	-	-	-	-	-
Nasional/National	639,678	639,191	628,449	639,599	633,108

Tabel 2.2.11 **Harga Produsen Nanas Menurut Provinsi (Rp/10 Buah), 2014**
Table 2.2.11 **Producer Price of Pineapple by Province (Rp/10 Piece), 2014**

Provinsi <i>Province</i>	Januari <i>January</i>	Februari <i>February</i>	Maret <i>March</i>	April <i>April</i>
<i>(1)</i>	<i>(2)</i>	<i>(3)</i>	<i>(4)</i>	<i>(5)</i>
Aceh	49,154	49,154	49,154	49,975
Sumatera Utara	22,782	23,061	23,413	25,135
Sumatera Barat	33,384	33,384	33,384	34,483
Riau	51,332	51,467	53,055	51,798
Jambi	21,509	22,363	22,221	23,891
Sumatera Selatan	29,312	29,312	29,163	29,163
Bengkulu	39,000	42,900	42,900	42,900
Lampung	28,522	28,522	29,016	28,329
Kepulauan Bangka Belitung	35,321	35,218	38,097	38,680
Kepulauan Riau	56,615	56,615	59,677	68,958
Jawa Barat	12,877	15,452	16,997	17,045
Jawa Tengah	20,281	20,018	20,820	21,010
D.I. Yogyakarta	31,335	32,099	28,041	28,041
Jawa Timur	18,201	18,275	18,155	18,650
Banten	23,331	23,331	24,561	23,331
Bali	23,589	23,589	23,589	23,589
Nusa Tenggara Barat	28,283	28,283	28,283	28,283
Nusa Tenggara Timur	26,232	26,232	26,232	26,246
Kalimantan Barat	27,910	28,054	28,554	28,554
Kalimantan Tengah	43,516	44,566	44,104	45,213
Kalimantan Selatan	42,239	40,022	40,022	40,330
Kalimantan Timur	77,274	77,274	75,850	75,525
Sulawesi Utara	35,340	34,673	32,820	32,820
Sulawesi Tengah	49,796	49,796	49,796	52,399
Sulawesi Selatan	63,139	62,468	62,167	60,487
Sulawesi Tenggara	72,510	70,828	70,828	72,705
Gorontalo	51,000	56,100	56,100	56,100
Sulawesi Barat	41,320	41,320	41,320	41,320
Maluku	45,665	51,187	52,972	56,046
Maluku Utara	48,093	48,093	48,231	46,635
Papua Barat	63,796	63,796	63,796	64,635
Papua	72,365	73,994	73,994	72,642
Nasional/National	40,157	40,670	40,854	41,404

SUBSEKTOR HORTIKULTURA KELOMPOK BUAH-BUAHAN

Lanjutan Tabel/Continued Table 2.2.11

Provinsi Province	Mei May	Juni June	Juli July	Agustus August
<i>(1)</i>	<i>(6)</i>	<i>(7)</i>	<i>(8)</i>	<i>(9)</i>
Aceh	50,636	51,159	52,586	51,587
Sumatera Utara	25,798	25,545	26,264	26,554
Sumatera Barat	34,483	35,020	33,965	33,965
Riau	51,467	50,519	53,000	52,537
Jambi	23,141	23,722	24,132	23,816
Sumatera Selatan	29,785	29,664	30,139	30,945
Bengkulu	42,900	42,900	42,900	42,900
Lampung	28,100	28,100	30,152	29,732
Kepulauan Bangka Belitung	39,619	38,945	38,945	40,425
Kepulauan Riau	64,892	63,037	63,900	59,320
Jawa Barat	17,045	17,233	17,546	17,045
Jawa Tengah	21,010	21,010	21,181	21,181
D.I. Yogyakarta	34,343	34,343	34,343	35,452
Jawa Timur	18,650	18,786	18,821	18,689
Banten	23,331	23,331	23,331	23,331
Bali	23,589	23,589	23,589	23,589
Nusa Tenggara Barat	28,630	28,630	28,630	29,067
Nusa Tenggara Timur	26,246	26,246	26,246	27,298
Kalimantan Barat	26,464	26,290	27,083	28,282
Kalimantan Tengah	43,968	43,968	46,871	48,514
Kalimantan Selatan	39,984	39,984	42,357	44,370
Kalimantan Timur	75,525	75,525	78,331	78,331
Sulawesi Utara	33,840	33,840	36,268	34,603
Sulawesi Tengah	52,821	52,811	54,841	55,693
Sulawesi Selatan	60,849	70,281	70,128	70,128
Sulawesi Tenggara	72,705	73,139	75,628	72,164
Gorontalo	56,100	56,100	56,100	56,100
Sulawesi Barat	41,982	41,982	41,166	41,166
Maluku	63,576	65,829	65,829	65,829
Maluku Utara	48,576	48,576	49,457	55,220
Papua Barat	60,002	60,002	66,139	66,139
Papua	72,642	69,990	72,258	72,258
Nasional/National	41,647	41,878	42,879	43,007

Lanjutan Tabel/Continued Table 2.2.11

Provinsi <i>Province</i>	September <i>September</i>	Oktober <i>October</i>	November <i>November</i>	Desember <i>December</i>	Rata-rata <i>Average</i>
(1)	(10)	(11)	(12)	(13)	(14)
Aceh	54,260	54,821	55,855	58,707	52,254
Sumatera Utara	25,192	27,245	27,245	26,646	25,407
Sumatera Barat	33,965	34,044	34,044	34,734	34,071
Riau	55,232	54,125	56,155	57,692	53,198
Jambi	25,344	27,276	27,148	27,864	24,369
Sumatera Selatan	30,945	32,084	31,741	33,065	30,443
Bengkulu	42,900	42,900	42,900	42,900	42,575
Lampung	30,741	31,444	31,444	31,205	29,609
Kepulauan Bangka Belitung	39,051	40,294	42,861	41,097	39,046
Kepulauan Riau	59,320	59,320	54,920	63,837	60,868
Jawa Barat	17,494	16,995	17,143	17,757	16,719
Jawa Tengah	20,820	21,181	21,010	21,010	20,878
D.I. Yogyakarta	30,970	30,970	36,719	41,077	33,145
Jawa Timur	19,110	19,260	19,074	19,774	18,787
Banten	23,331	23,331	27,662	27,662	24,155
Bali	23,589	22,556	22,556	22,556	23,331
Nusa Tenggara Barat	29,067	26,643	26,643	26,643	28,090
Nusa Tenggara Timur	27,298	27,298	28,683	29,685	26,995
Kalimantan Barat	29,125	29,307	33,072	33,636	28,861
Kalimantan Tengah	48,537	44,984	48,548	48,548	45,945
Kalimantan Selatan	45,359	47,285	47,285	47,285	43,044
Kalimantan Timur	77,541	77,541	77,841	78,750	77,109
Sulawesi Utara	34,603	34,603	34,603	37,769	34,649
Sulawesi Tengah	57,729	57,729	63,738	63,738	55,074
Sulawesi Selatan	71,495	70,221	67,762	69,035	66,513
Sulawesi Tenggara	72,997	72,633	76,068	78,826	73,419
Gorontalo	56,100	56,100	56,100	57,911	55,826
Sulawesi Barat	41,166	41,166	41,671	41,671	41,437
Maluku	63,447	65,392	65,392	69,738	60,908
Maluku Utara	55,220	55,220	58,149	58,949	51,702
Papua Barat	66,139	66,139	66,139	66,139	64,405
Papua	72,258	72,258	72,258	72,258	72,431
Nasional/ <i>National</i>	43,136	43,199	44,138	45,255	42,352

SUBSEKTOR HORTIKULTURA KELOMPOK BUAH-BUAHAN

Tabel 2.2.12 Harga Produsen Nangka Menurut Provinsi (Rp/100 Kg), 2014
Table 2.2.12 Producer Price of Jackfruits by Province (Rp/100 Kg), 2014

Provinsi Province	Januari January	Februari February	Maret March	April April
(1)	(2)	(3)	(4)	(5)
Aceh	524,141	532,165	520,947	511,350
Sumatera Utara	446,450	455,249	455,249	432,447
Sumatera Barat	300,000	300,000	300,000	300,000
Riau	481,032	481,032	481,032	481,032
Jambi	423,622	468,815	465,392	488,893
Sumatera Selatan	277,875	277,875	277,875	277,875
Bengkulu	234,500	245,946	245,946	245,946
Lampung	268,574	268,574	268,574	268,574
Kepulauan Bangka Belitung	366,667	366,667	366,667	366,667
Kepulauan Riau	388,283	388,283	388,283	388,283
Jawa Barat	669,888	669,888	684,048	687,452
Jawa Tengah	319,572	322,428	334,364	345,666
D.I. Yogyakarta	374,435	402,517	402,517	402,517
Jawa Timur	334,337	324,074	327,218	325,485
Banten	249,300	248,535	254,562	252,367
Bali	537,616	562,670	562,670	573,229
Nusa Tenggara Barat	737,126	737,126	766,088	752,025
Nusa Tenggara Timur	300,000	300,000	300,000	300,000
Kalimantan Barat	396,054	396,054	398,796	398,796
Kalimantan Tengah	324,091	324,091	324,091	339,195
Kalimantan Selatan	361,676	371,089	371,089	384,654
Kalimantan Timur	535,123	526,265	526,265	526,265
Sulawesi Utara	319,074	301,762	281,582	281,582
Sulawesi Tengah	328,624	328,624	328,624	322,404
Sulawesi Selatan	397,097	397,128	381,925	386,598
Sulawesi Tenggara	249,516	249,516	249,516	268,782
Gorontalo	275,000	275,000	275,000	275,000
Sulawesi Barat	405,330	405,330	405,330	405,330
Maluku	662,273	662,273	662,273	662,273
Maluku Utara	213,444	223,279	227,388	227,388
Papua Barat	-	-	-	-
Papua	639,605	639,605	639,605	639,605
Nasional/National	398,075	401,673	402,352	403,796

Lanjutan Tabel/Continued Table 2.2.12

Provinsi Province	Mei May	Juni June	Juli July	Agustus August
(1)	(6)	(7)	(8)	(9)
Aceh	511,350	608,042	597,008	564,643
Sumatera Utara	432,447	432,447	407,607	429,325
Sumatera Barat	300,000	300,000	330,000	330,000
Riau	481,032	481,032	481,032	481,032
Jambi	488,893	488,893	503,977	503,977
Sumatera Selatan	277,875	277,875	277,875	277,875
Bengkulu	245,946	269,420	269,420	269,420
Lampung	268,574	268,574	268,574	268,574
Kepulauan Bangka Belitung	366,667	366,667	366,667	366,667
Kepulauan Riau	388,283	388,283	388,283	388,283
Jawa Barat	687,452	679,845	692,934	697,976
Jawa Tengah	358,056	360,047	358,277	360,922
D.I. Yogyakarta	352,203	301,888	301,888	301,888
Jawa Timur	324,846	328,616	343,720	342,161
Banten	256,455	258,248	266,295	263,998
Bali	573,229	639,525	632,213	632,213
Nusa Tenggara Barat	766,088	766,088	727,718	702,604
Nusa Tenggara Timur	300,000	300,000	300,000	300,000
Kalimantan Barat	408,807	422,085	429,851	429,851
Kalimantan Tengah	339,195	339,195	357,080	373,332
Kalimantan Selatan	384,654	384,654	389,927	404,204
Kalimantan Timur	535,060	525,394	534,175	521,521
Sulawesi Utara	281,582	281,582	286,848	281,583
Sulawesi Tengah	322,404	306,256	329,904	329,904
Sulawesi Selatan	385,637	398,328	406,436	406,436
Sulawesi Tenggara	277,198	271,418	277,198	277,198
Gorontalo	275,000	275,000	275,000	275,000
Sulawesi Barat	405,330	405,330	405,330	405,330
Maluku	662,273	662,273	662,273	662,273
Maluku Utara	227,639	230,699	236,491	255,424
Papua Barat	-	-	-	-
Papua	647,454	647,454	647,454	707,839
Nasional/National	404,246	408,553	411,337	413,273

SUBSEKTOR HORTIKULTURA KELOMPOK BUAH-BUAHAN

Lanjutan Tabel/Continued Table 2.2.12

Provinsi <i>Province</i>	September <i>September</i>	Oktober <i>October</i>	November <i>November</i>	Desember <i>December</i>	Rata-rata <i>Average</i>
<i>(1)</i>	<i>(10)</i>	<i>(11)</i>	<i>(12)</i>	<i>(13)</i>	<i>(14)</i>
Aceh	564,643	576,214	581,228	639,531	560,938
Sumatera Utara	429,325	446,193	456,953	467,971	440,972
Sumatera Barat	330,000	330,000	330,000	330,000	315,000
Riau	481,032	481,032	481,032	498,226	482,465
Jambi	525,121	525,121	525,121	529,425	494,771
Sumatera Selatan	277,875	277,875	277,875	277,875	277,875
Bengkulu	269,420	269,420	269,420	269,420	258,685
Lampung	268,574	268,574	259,756	259,756	267,104
Kepulauan Bangka Belitung	366,667	366,667	366,667	366,667	366,667
Kepulauan Riau	388,283	388,283	388,283	388,283	388,283
Jawa Barat	739,480	739,480	729,912	759,680	703,170
Jawa Tengah	366,428	370,757	386,563	402,641	357,143
D.I. Yogyakarta	301,888	301,888	301,888	327,045	339,380
Jawa Timur	343,552	347,396	366,912	364,816	339,428
Banten	263,998	268,980	268,980	276,583	260,692
Bali	656,168	666,675	666,675	636,781	611,639
Nusa Tenggara Barat	746,629	746,629	746,629	770,730	747,123
Nusa Tenggara Timur	300,000	300,000	300,000	300,000	300,000
Kalimantan Barat	429,851	429,851	429,851	429,851	416,642
Kalimantan Tengah	385,384	409,531	409,531	409,531	361,187
Kalimantan Selatan	400,334	400,334	400,334	407,361	388,359
Kalimantan Timur	521,521	521,521	519,750	519,750	526,051
Sulawesi Utara	307,844	307,844	307,844	319,057	296,516
Sulawesi Tengah	329,904	329,904	329,904	329,904	326,363
Sulawesi Selatan	406,436	403,221	412,134	412,314	399,474
Sulawesi Tenggara	265,099	265,099	265,099	260,485	264,677
Gorontalo	275,000	286,346	286,346	276,464	277,013
Sulawesi Barat	405,330	405,330	405,330	405,330	405,330
Maluku	662,273	676,749	676,749	676,749	665,892
Maluku Utara	259,837	263,720	256,812	259,836	240,163
Papua Barat	-	-	-	-	-
Papua	676,944	659,104	676,944	676,944	658,213
Nasional/National	417,575	420,314	421,952	427,387	410,878

Tabel 2.2.13 **Harga Produsen Pepaya Menurut Provinsi (Rp/100 Kg), 2014**
Table 2.2.13 **Producer Price of Papaya by Province (Rp/100 Kg), 2014**

Provinsi <i>Province</i>	Januari <i>January</i>	Februari <i>February</i>	Maret <i>March</i>	April <i>April</i>
<i>(1)</i>	<i>(2)</i>	<i>(3)</i>	<i>(4)</i>	<i>(5)</i>
Aceh	238,347	241,822	244,991	249,229
Sumatera Utara	322,802	325,168	326,341	339,010
Sumatera Barat	262,483	262,483	248,811	245,508
Riau	564,983	564,983	570,030	570,030
Jambi	365,614	379,192	380,386	383,481
Sumatera Selatan	360,997	370,852	369,914	365,105
Bengkulu	255,007	260,465	265,796	265,796
Lampung	241,686	241,686	243,425	249,760
Kepulauan Bangka Belitung	268,817	268,817	268,817	268,817
Kepulauan Riau	339,350	339,350	339,350	339,350
Jawa Barat	261,883	265,253	266,996	263,544
Jawa Tengah	211,525	212,721	214,804	210,550
D.I. Yogyakarta	199,403	200,107	195,389	190,613
Jawa Timur	200,625	204,856	207,910	210,194
Banten	213,065	209,654	212,519	213,083
Bali	395,406	403,509	412,764	416,844
Nusa Tenggara Barat	359,049	359,049	367,813	376,112
Nusa Tenggara Timur	588,972	578,634	580,076	577,931
Kalimantan Barat	371,541	373,055	378,079	372,496
Kalimantan Tengah	342,009	317,493	307,339	307,231
Kalimantan Selatan	245,340	244,835	244,835	257,907
Kalimantan Timur	381,592	404,282	411,870	406,796
Sulawesi Utara	322,067	336,936	334,725	337,104
Sulawesi Tengah	352,432	354,623	349,097	362,395
Sulawesi Selatan	402,432	389,021	389,021	396,965
Sulawesi Tenggara	144,146	144,146	144,146	144,488
Gorontalo	712,216	701,197	700,277	700,277
Sulawesi Barat	360,982	360,982	360,982	360,982
Maluku	605,596	611,908	600,288	598,598
Maluku Utara	421,693	433,247	426,890	420,944
Papua Barat	309,156	309,156	309,156	309,156
Papua	332,873	332,873	332,873	332,873
Nasional/National	342,315	343,824	343,928	345,099

SUBSEKTOR HORTIKULTURA KELOMPOK BUAH-BUAHAN

Lanjutan Tabel/Continued Table 2.2.13

Provinsi Province	Mei May	Juni June	Juli July	Agustus August
(1)	(6)	(7)	(8)	(9)
Aceh	255,771	255,771	270,332	288,868
Sumatera Utara	338,480	340,833	358,091	358,353
Sumatera Barat	245,508	248,407	248,407	248,877
Riau	579,878	574,743	585,986	564,983
Jambi	395,313	400,896	428,924	428,924
Sumatera Selatan	365,105	378,473	379,236	379,236
Bengkulu	265,796	287,075	296,342	298,475
Lampung	249,760	251,682	251,682	251,682
Kepulauan Bangka Belitung	268,817	268,817	268,817	284,738
Kepulauan Riau	332,938	332,938	365,485	365,485
Jawa Barat	263,131	266,626	266,864	270,376
Jawa Tengah	210,871	215,727	219,412	218,371
D.I. Yogyakarta	185,244	184,713	183,268	186,376
Jawa Timur	209,717	211,979	214,965	214,358
Banten	213,356	216,396	216,289	216,374
Bali	407,805	436,554	404,190	389,563
Nusa Tenggara Barat	376,112	376,112	361,193	361,193
Nusa Tenggara Timur	598,312	594,470	593,086	600,462
Kalimantan Barat	372,496	366,457	384,239	384,239
Kalimantan Tengah	320,373	325,503	327,668	335,507
Kalimantan Selatan	259,840	259,840	271,858	271,858
Kalimantan Timur	416,615	424,174	431,413	421,803
Sulawesi Utara	330,089	320,799	325,082	338,298
Sulawesi Tengah	354,008	350,220	367,351	359,244
Sulawesi Selatan	403,888	419,683	420,110	402,792
Sulawesi Tenggara	141,910	140,313	142,075	140,899
Gorontalo	700,277	700,277	700,277	609,627
Sulawesi Barat	360,982	360,982	360,982	360,982
Maluku	595,761	594,397	599,137	603,011
Maluku Utara	425,230	429,559	433,253	453,615
Papua Barat	309,156	309,156	309,156	309,156
Papua	332,873	373,637	373,637	373,637
Nasional/National	346,419	350,538	354,963	352,855

Lanjutan Tabel/Continued Table 2.2.13

Provinsi <i>Province</i>	September <i>September</i>	Oktober <i>October</i>	November <i>November</i>	Desember <i>December</i>	Rata-rata <i>Average</i>
(1)	(10)	(11)	(12)	(13)	(14)
Aceh	309,531	314,345	333,753	339,577	278,528
Sumatera Utara	362,573	360,828	369,758	376,062	348,192
Sumatera Barat	248,651	240,785	240,785	239,074	248,315
Riau	553,652	519,456	523,453	536,981	559,097
Jambi	454,822	454,822	457,047	458,017	415,620
Sumatera Selatan	385,787	398,389	392,522	380,173	377,149
Bengkulu	320,067	330,435	330,435	341,138	293,069
Lampung	251,682	249,760	249,760	244,751	248,110
Kepulauan Bangka Belitung	297,733	297,733	297,733	297,733	279,783
Kepulauan Riau	383,436	370,203	367,320	403,228	356,536
Jawa Barat	271,979	270,709	274,943	273,362	267,972
Jawa Tengah	218,565	221,671	222,425	222,578	216,602
D.I. Yogyakarta	186,289	186,558	198,999	209,959	192,243
Jawa Timur	215,780	218,116	221,827	220,793	212,593
Banten	216,350	217,427	217,648	217,998	215,013
Bali	396,418	396,418	393,182	424,762	406,451
Nusa Tenggara Barat	381,168	381,168	381,168	381,168	371,776
Nusa Tenggara Timur	600,462	629,810	660,120	664,542	605,573
Kalimantan Barat	382,350	382,350	378,875	383,217	377,450
Kalimantan Tengah	341,489	344,121	344,121	349,377	330,186
Kalimantan Selatan	271,858	276,432	276,432	276,432	263,122
Kalimantan Timur	418,510	412,714	410,479	448,872	415,760
Sulawesi Utara	356,795	380,969	375,455	414,556	347,740
Sulawesi Tengah	362,154	381,086	349,623	349,623	357,655
Sulawesi Selatan	385,899	386,092	390,654	395,360	398,493
Sulawesi Tenggara	143,303	145,630	145,630	154,213	144,242
Gorontalo	624,327	598,442	598,442	627,652	664,441
Sulawesi Barat	360,982	368,755	368,755	380,133	363,873
Maluku	590,501	628,455	618,761	654,225	608,386
Maluku Utara	477,304	463,949	456,593	455,613	441,491
Papua Barat	309,156	309,156	309,156	309,156	309,156
Papua	368,749	368,749	368,749	374,341	355,489
Nasional/National	357,760	359,548	360,144	368,896	352,191

SUBSEKTOR HORTIKULTURA KELOMPOK BUAH-BUAHAN

Tabel 2.2.14 Harga Produsen Pisang Menurut Provinsi (Rp/10 Sisir), 2014
Table 2.2.14 Producer Price of Bananas by Province (Rp/10 Comb), 2014

Provinsi Province	Januari January	Februari February	Maret March	April April
(1)	(2)	(3)	(4)	(5)
Aceh	67,032	67,201	68,211	68,856
Sumatera Utara	45,885	45,946	45,941	46,984
Sumatera Barat	50,534	50,550	50,794	50,998
Riau	106,185	111,779	113,584	111,975
Jambi	94,186	94,496	96,147	98,461
Sumatera Selatan	84,001	86,835	87,332	88,483
Bengkulu	41,899	42,452	44,345	43,712
Lampung	63,514	63,680	63,120	63,874
Kepulauan Bangka Belitung	45,586	45,085	45,085	44,547
Kepulauan Riau	28,283	28,283	29,009	28,607
Jawa Barat	55,021	55,842	56,029	55,729
Jawa Tengah	89,147	89,463	89,934	90,350
D.I. Yogyakarta	96,818	96,102	95,817	94,788
Jawa Timur	75,719	75,046	74,855	75,234
Banten	49,138	49,373	48,850	49,979
Bali	71,092	73,431	74,234	74,296
Nusa Tenggara Barat	97,842	97,945	98,700	98,665
Nusa Tenggara Timur	71,382	73,332	73,527	74,268
Kalimantan Barat	47,315	47,093	47,467	48,296
Kalimantan Tengah	45,260	45,505	45,250	46,073
Kalimantan Selatan	59,585	60,358	60,358	61,326
Kalimantan Timur	57,626	58,318	58,489	60,071
Sulawesi Utara	46,264	46,417	47,102	47,102
Sulawesi Tengah	44,895	44,853	43,855	43,545
Sulawesi Selatan	50,397	50,387	51,414	51,838
Sulawesi Tenggara	30,592	31,006	31,054	30,035
Gorontalo	31,242	30,839	30,839	30,839
Sulawesi Barat	46,012	46,368	46,120	46,264
Maluku	122,401	110,160	110,160	100,169
Maluku Utara	31,099	31,099	31,699	34,585
Papua Barat	61,177	61,177	61,177	62,358
Papua	93,649	103,014	108,165	112,886
Nasional/National	62,524	62,920	63,396	63,600

Lanjutan Tabel/Continued Table 2.2.14

Provinsi <i>Province</i>	Mei <i>May</i>	Juni <i>June</i>	Juli <i>July</i>	Agustus <i>August</i>
(1)	(6)	(7)	(8)	(9)
Aceh	69,025	68,945	71,163	71,341
Sumatera Utara	47,697	48,022	48,903	49,415
Sumatera Barat	50,515	50,752	51,238	53,132
Riau	111,161	113,899	120,604	120,726
Jambi	98,248	99,000	100,675	100,675
Sumatera Selatan	87,324	83,380	86,133	85,772
Bengkulu	44,143	44,874	45,073	44,654
Lampung	63,743	65,049	66,058	65,317
Kepulauan Bangka Belitung	45,002	43,910	43,603	44,398
Kepulauan Riau	29,259	28,922	31,067	29,741
Jawa Barat	56,566	57,650	59,547	59,024
Jawa Tengah	90,144	91,390	93,215	93,725
D.I. Yogyakarta	97,953	101,210	102,732	103,001
Jawa Timur	75,616	75,586	77,055	77,569
Banten	48,958	50,037	51,410	50,359
Bali	76,545	74,933	74,123	76,721
Nusa Tenggara Barat	99,253	100,398	102,469	102,856
Nusa Tenggara Timur	74,008	74,434	76,890	77,890
Kalimantan Barat	47,625	48,348	48,348	48,348
Kalimantan Tengah	46,140	49,291	49,802	50,536
Kalimantan Selatan	61,297	61,211	63,791	63,913
Kalimantan Timur	59,630	59,630	60,808	60,962
Sulawesi Utara	47,179	47,504	47,660	47,734
Sulawesi Tengah	43,850	45,346	45,964	43,848
Sulawesi Selatan	52,017	52,312	53,088	52,334
Sulawesi Tenggara	29,884	30,002	31,489	29,615
Gorontalo	30,839	31,379	31,148	31,148
Sulawesi Barat	46,485	45,235	46,656	45,623
Maluku	101,105	103,019	105,426	105,426
Maluku Utara	35,100	35,864	37,486	38,254
Papua Barat	62,040	60,251	61,561	60,148
Papua	111,310	111,310	114,532	114,532
Nasional/National	63,739	64,159	65,616	65,586

SUBSEKTOR HORTIKULTURA KELOMPOK BUAH-BUAHAN

Lanjutan Tabel/Continued Table 2.2.14

Provinsi Province	September September	Oktober October	November November	Desember December	Rata-rata Average
<i>(1)</i>	<i>(10)</i>	<i>(11)</i>	<i>(12)</i>	<i>(13)</i>	<i>(14)</i>
Aceh	71,046	71,876	73,641	74,573	70,243
Sumatera Utara	49,135	49,821	51,181	51,859	48,399
Sumatera Barat	53,237	53,587	53,582	53,436	51,863
Riau	123,101	126,455	125,735	126,036	117,603
Jambi	100,129	103,010	103,404	104,176	99,384
Sumatera Selatan	86,544	88,380	88,437	89,323	86,829
Bengkulu	44,404	44,146	43,774	43,947	43,952
Lampung	65,468	67,243	68,038	68,312	65,285
Kepulauan Bangka Belitung	44,219	44,722	45,573	46,253	44,832
Kepulauan Riau	32,194	31,822	32,473	35,287	30,412
Jawa Barat	59,457	60,355	60,203	61,259	58,057
Jawa Tengah	93,897	95,142	96,479	97,974	92,572
D.I. Yogyakarta	99,232	101,457	104,863	103,150	99,760
Jawa Timur	77,367	77,911	78,119	78,821	76,575
Banten	49,514	50,680	52,806	54,806	50,493
Bali	79,888	79,611	80,788	90,850	77,209
Nusa Tenggara Barat	102,931	104,396	105,293	108,403	101,596
Nusa Tenggara Timur	78,869	77,891	80,116	82,941	76,296
Kalimantan Barat	48,530	48,530	48,530	49,114	48,129
Kalimantan Tengah	50,671	52,616	50,959	51,237	48,612
Kalimantan Selatan	63,976	64,974	65,211	65,211	62,601
Kalimantan Timur	61,541	62,052	63,604	64,825	60,630
Sulawesi Utara	48,005	49,199	50,302	50,656	47,927
Sulawesi Tengah	43,394	44,197	46,729	50,366	45,070
Sulawesi Selatan	51,975	53,210	52,963	53,706	52,137
Sulawesi Tenggara	29,421	29,605	30,048	31,061	30,318
Gorontalo	31,721	32,665	32,718	34,178	31,629
Sulawesi Barat	48,880	50,002	49,374	50,196	47,268
Maluku	106,627	107,472	109,832	114,432	108,019
Maluku Utara	37,572	37,983	38,139	38,112	35,583
Papua Barat	59,825	59,657	60,997	61,275	60,970
Papua	113,050	113,050	117,691	117,691	110,907
Nasional/National	65,807	66,679	67,550	68,858	65,036

Tabel 2.2.15 **Harga Produsen Rambutan Menurut Provinsi (Rp/100 Kg), 2014**
Table 2.2.15 **Producer Price of Rambutans by Province (Rp/100 Kg), 2014**

Provinsi <i>Province</i>	Januari <i>January</i>	Februari <i>February</i>	Maret <i>March</i>	April <i>April</i>
(1)	(2)	(3)	(4)	(5)
Aceh	767,452	852,596	852,596	852,596
Sumatera Utara	812,346	832,407	832,407	832,407
Sumatera Barat	319,864	329,422	329,422	329,422
Riau	364,789	398,810	398,810	398,810
Jambi	290,833	290,833	290,833	290,833
Sumatera Selatan	217,629	217,629	217,629	217,629
Bengkulu	388,250	407,200	407,200	407,200
Lampung	434,537	434,537	434,537	434,537
Kepulauan Bangka Belitung	-	-	-	-
Kepulauan Riau	-	-	-	-
Jawa Barat	377,173	381,629	352,043	355,267
Jawa Tengah	287,104	287,576	257,696	251,218
D.I. Yogyakarta	344,732	327,042	305,804	277,841
Jawa Timur	327,378	319,616	290,876	295,676
Banten	196,281	178,494	179,797	182,550
Bali	478,815	478,815	457,916	478,816
Nusa Tenggara Barat	696,593	646,660	576,108	565,223
Nusa Tenggara Timur	656,164	623,964	623,964	607,922
Kalimantan Barat	195,980	195,980	195,980	195,980
Kalimantan Tengah	326,256	306,507	284,970	285,462
Kalimantan Selatan	500,144	500,144	484,999	465,728
Kalimantan Timur	366,500	366,500	366,500	354,251
Sulawesi Utara	236,571	236,571	236,571	236,571
Sulawesi Tengah	471,577	471,577	494,594	494,594
Sulawesi Selatan	434,792	467,887	495,788	503,378
Sulawesi Tenggara	641,547	641,547	665,856	799,775
Gorontalo	-	-	-	-
Sulawesi Barat	-	500,000	500,000	478,176
Maluku	719,697	725,597	833,492	833,492
Maluku Utara	976,167	1,080,306	1,022,749	1,026,807
Papua Barat	1,008,723	1,008,723	1,008,723	1,008,723
Papua	1,106,471	1,200,136	1,127,331	1,127,331
Nasional/National	498,013	507,197	500,869	503,042

SUBSEKTOR HORTIKULTURA KELOMPOK BUAH-BUAHAN

Lanjutan Tabel/Continued Table 2.2.15

Provinsi Province	Mei May	Juni June	Juli July	Agustus August
(1)	(6)	(7)	(8)	(9)
Aceh	866,947	881,539	934,456	873,288
Sumatera Utara	832,407	832,407	832,407	749,166
Sumatera Barat	329,422	329,422	319,864	353,987
Riau	398,810	398,810	390,801	370,885
Jambi	290,833	290,833	290,833	280,797
Sumatera Selatan	217,629	217,629	217,629	217,629
Bengkulu	407,200	407,200	407,200	407,200
Lampung	434,537	434,537	434,537	434,537
Kepulauan Bangka Belitung	-	-	-	-
Kepulauan Riau	-	-	-	-
Jawa Barat	361,463	361,463	361,463	361,463
Jawa Tengah	261,270	262,145	267,256	267,256
D.I. Yogyakarta	277,841	277,841	277,841	277,841
Jawa Timur	304,712	309,013	310,638	310,638
Banten	182,550	182,550	182,550	182,550
Bali	478,816	490,362	490,362	490,362
Nusa Tenggara Barat	587,855	587,855	587,855	587,855
Nusa Tenggara Timur	607,922	607,922	607,922	671,200
Kalimantan Barat	195,980	195,980	195,980	195,980
Kalimantan Tengah	284,429	284,429	275,273	273,832
Kalimantan Selatan	449,409	449,409	449,409	449,409
Kalimantan Timur	354,251	354,251	354,251	351,209
Sulawesi Utara	236,571	236,571	236,571	236,571
Sulawesi Tengah	494,594	494,594	494,594	544,371
Sulawesi Selatan	532,957	532,957	543,214	607,687
Sulawesi Tenggara	799,775	799,775	799,775	799,775
Gorontalo	-	-	-	-
Sulawesi Barat	562,341	552,523	552,523	552,523
Maluku	833,492	833,492	833,492	788,268
Maluku Utara	1,044,090	1,059,576	1,047,991	1,106,928
Papua Barat	1,008,723	1,008,723	1,008,723	1,008,723
Papua	1,127,331	1,127,331	1,127,331	1,127,331
Nasional/National	509,109	510,384	511,474	513,078

Lanjutan Tabel/Continued Table 2.2.15

Provinsi <i>Province</i>	September <i>September</i>	Oktober <i>October</i>	November <i>November</i>	Desember <i>December</i>	Rata-rata <i>Average</i>
(1)	(10)	(11)	(12)	(13)	(14)
Aceh	918,690	986,755	1,055,742	1,067,951	909,217
Sumatera Utara	849,055	849,055	849,055	912,734	834,654
Sumatera Barat	353,987	353,987	353,987	370,869	339,471
Riau	390,801	390,801	397,632	401,092	391,738
Jambi	289,060	289,060	289,060	289,060	289,406
Sumatera Selatan	217,629	217,629	217,629	233,381	218,942
Bengkulu	407,200	407,200	407,200	407,200	405,621
Lampung	434,537	434,537	434,537	434,537	434,537
Kepulauan Bangka Belitung	-	-	-	-	-
Kepulauan Riau	-	-	-	-	-
Jawa Barat	361,463	361,463	361,463	362,930	363,274
Jawa Tengah	267,256	267,256	267,256	267,256	267,545
D.I. Yogyakarta	277,841	277,841	277,841	277,841	289,846
Jawa Timur	311,652	312,427	312,427	320,163	310,435
Banten	182,550	182,550	182,550	182,550	183,126
Bali	490,362	490,362	490,362	547,631	488,582
Nusa Tenggara Barat	587,855	587,855	587,855	587,855	598,952
Nusa Tenggara Timur	671,200	699,360	699,360	731,279	650,682
Kalimantan Barat	195,980	195,980	195,980	195,980	195,980
Kalimantan Tengah	275,334	275,334	275,334	281,681	285,737
Kalimantan Selatan	449,409	449,409	449,409	449,409	462,191
Kalimantan Timur	334,727	334,727	334,727	334,727	350,552
Sulawesi Utara	236,571	236,571	236,571	236,571	236,571
Sulawesi Tengah	618,524	618,524	618,524	618,524	536,216
Sulawesi Selatan	607,687	607,687	607,687	607,687	545,784
Sulawesi Tenggara	799,775	799,775	799,775	799,775	762,244
Gorontalo	-	-	-	-	-
Sulawesi Barat	552,523	552,523	552,523	552,523	537,107
Maluku	875,334	1,013,738	1,013,738	1,013,738	859,797
Maluku Utara	1,187,609	1,201,267	1,214,052	1,214,052	1,098,466
Papua Barat	1,008,723	1,008,723	1,008,723	1,008,723	1,008,723
Papua	1,127,331	1,127,331	1,127,331	1,127,331	1,131,660
Nasional/National	526,920	535,508	538,563	546,036	516,795

SUBSEKTOR HORTIKULTURA KELOMPOK BUAH-BUAHAN

Tabel 2.2.16 Harga Produsen Salak Menurut Provinsi (Rp/100 Kg), 2014
Table *Producer Price of Salacca by Province (Rp/100 Kg), 2014*

Provinsi <i>Province</i>	Januari <i>January</i>	Februari <i>February</i>	Maret <i>March</i>	April <i>April</i>
(1)	(2)	(3)	(4)	(5)
Aceh	886,139	886,139	886,139	841,289
Sumatera Utara	515,686	519,572	527,141	534,557
Sumatera Barat	788,312	776,791	776,791	776,791
Riau	986,168	986,168	986,168	986,168
Jambi	1,000,000	1,000,000	1,000,000	1,000,000
Sumatera Selatan	711,732	711,732	711,732	711,732
Bengkulu	1,172,011	1,147,572	1,147,572	1,106,480
Lampung	479,824	471,937	471,937	471,937
Kepulauan Bangka Belitung	550,000	550,000	550,000	550,000
Kepulauan Riau	640,471	640,471	640,471	640,471
Jawa Barat	401,700	401,158	402,138	408,798
Jawa Tengah	525,092	538,591	539,572	522,713
D.I. Yogyakarta	449,910	441,509	420,149	414,576
Jawa Timur	588,098	576,484	583,825	591,168
Banten	313,214	313,214	346,905	346,905
Bali	886,002	876,667	888,094	927,674
Nusa Tenggara Barat	-	-	-	-
Nusa Tenggara Timur	291,342	291,342	291,342	288,668
Kalimantan Barat	566,732	566,732	566,282	566,282
Kalimantan Tengah	410,383	410,383	410,383	410,383
Kalimantan Selatan	803,514	803,514	803,514	803,514
Kalimantan Timur	531,839	531,839	531,839	536,147
Sulawesi Utara	435,344	535,342	535,342	535,342
Sulawesi Tengah	-	-	-	-
Sulawesi Selatan	545,969	510,437	492,160	424,761
Sulawesi Tenggara	420,841	420,841	429,347	429,347
Gorontalo	-	-	-	-
Sulawesi Barat	501,449	501,449	501,449	501,449
Maluku	-	-	-	-
Maluku Utara	274,414	273,018	277,197	277,197
Papua Barat	705,854	747,947	735,468	705,854
Papua	-	-	-	-
Nasional/National	606,742	608,550	609,369	604,082

Lanjutan Tabel/Continued Table 2.2.16

Provinsi <i>Province</i>	Mei <i>May</i>	Juni <i>June</i>	Juli <i>July</i>	Agustus <i>August</i>
(1)	(6)	(7)	(8)	(9)
Aceh	841,289	841,289	841,289	841,289
Sumatera Utara	487,747	513,571	501,441	505,747
Sumatera Barat	776,791	776,791	765,186	741,179
Riau	986,168	986,168	986,168	986,168
Jambi	1,000,000	1,000,000	1,000,000	1,000,000
Sumatera Selatan	711,732	711,732	711,732	711,732
Bengkulu	1,087,723	1,050,724	1,098,965	1,127,566
Lampung	471,937	481,595	481,595	481,595
Kepulauan Bangka Belitung	550,000	550,000	550,000	550,000
Kepulauan Riau	640,471	640,471	640,471	765,509
Jawa Barat	408,798	400,025	404,262	398,489
Jawa Tengah	520,438	516,020	508,772	536,398
D.I. Yogyakarta	421,292	436,210	441,510	460,289
Jawa Timur	588,479	585,088	596,925	596,112
Banten	346,905	357,082	357,082	344,406
Bali	968,636	968,636	948,457	843,286
Nusa Tenggara Barat	-	-	-	-
Nusa Tenggara Timur	288,668	288,668	288,668	284,764
Kalimantan Barat	566,282	570,095	570,095	570,095
Kalimantan Tengah	408,167	379,842	379,842	389,779
Kalimantan Selatan	803,514	803,514	803,514	803,514
Kalimantan Timur	538,890	541,538	541,538	538,890
Sulawesi Utara	535,342	535,342	535,342	535,342
Sulawesi Tengah	-	-	-	-
Sulawesi Selatan	460,924	482,419	464,685	464,685
Sulawesi Tenggara	430,417	430,417	438,466	441,181
Gorontalo	-	-	-	-
Sulawesi Barat	501,449	501,449	501,449	501,449
Maluku	-	-	-	-
Maluku Utara	273,017	271,045	271,045	271,045
Papua Barat	705,854	705,854	705,854	701,911
Papua	-	-	-	-
Nasional/National	604,479	604,651	604,976	607,127

SUBSEKTOR HORTIKULTURA KELOMPOK BUAH-BUAHAN

Lanjutan Tabel/Continued Table 2.2.16

Provinsi Province	September September	Oktober October	November November	Desember December	Rata-rata Average
<i>(1)</i>	<i>(10)</i>	<i>(11)</i>	<i>(12)</i>	<i>(13)</i>	<i>(14)</i>
Aceh	841,289	841,289	841,289	841,289	852,501
Sumatera Utara	515,865	502,548	514,342	541,126	514,945
Sumatera Barat	741,179	746,926	741,179	741,659	762,464
Riau	1,054,815	1,054,815	1,079,958	1,102,957	1,015,158
Jambi	1,000,000	1,000,000	1,000,000	1,000,000	1,000,000
Sumatera Selatan	711,732	711,732	711,732	711,732	711,732
Bengkulu	1,127,566	1,127,566	1,127,566	1,144,403	1,122,143
Lampung	484,257	480,441	480,441	480,441	478,161
Kepulauan Bangka Belitung	500,655	500,655	500,655	500,655	533,552
Kepulauan Riau	684,692	640,471	640,471	765,509	664,996
Jawa Barat	398,489	398,489	401,843	417,030	403,435
Jawa Tengah	552,213	571,196	548,075	507,294	532,198
D.I. Yogyakarta	543,102	564,396	519,480	437,075	462,458
Jawa Timur	605,919	612,846	610,382	595,804	594,261
Banten	344,406	344,406	357,082	368,072	344,973
Bali	796,269	815,470	847,159	878,811	887,097
Nusa Tenggara Barat	-	-	-	-	-
Nusa Tenggara Timur	284,764	296,711	284,764	323,555	291,938
Kalimantan Barat	570,095	570,095	570,095	588,792	570,140
Kalimantan Tengah	389,779	362,797	362,797	362,797	389,778
Kalimantan Selatan	803,514	803,514	927,818	927,818	824,231
Kalimantan Timur	533,944	530,488	530,488	530,488	534,827
Sulawesi Utara	535,342	535,342	535,342	558,879	528,971
Sulawesi Tengah	-	-	-	-	-
Sulawesi Selatan	518,459	538,830	593,059	593,059	507,454
Sulawesi Tenggara	441,181	446,465	446,465	446,465	435,119
Gorontalo	-	-	-	-	-
Sulawesi Barat	501,449	501,449	475,716	475,716	497,160
Maluku	-	-	-	-	-
Maluku Utara	289,565	289,565	297,040	286,290	279,203
Papua Barat	720,433	789,657	790,965	757,014	731,056
Papua	-	-	-	-	-
Nasional/National	610,777	614,006	619,859	625,360	609,998

Tabel 2.2.17 **Harga Produsen Sawo Menurut Provinsi (Rp/100 Kg), 2014**
Table **Producer Price of Sapodilla/StarApple by Province (Rp/100 Kg), 2014**

Provinsi Province	Januari January	Februari February	Maret March	April April
(1)	(2)	(3)	(4)	(5)
Aceh	679,729	667,942	680,478	684,863
Sumatera Utara	383,567	383,958	382,292	383,721
Sumatera Barat	434,156	386,324	385,600	370,908
Riau	477,886	495,993	453,681	453,681
Jambi	508,637	502,113	502,113	502,113
Sumatera Selatan	306,948	306,948	306,948	306,948
Bengkulu	387,299	387,299	316,228	316,228
Lampung	254,972	252,712	252,712	252,712
Kepulauan Bangka Belitung	612,416	612,416	612,416	612,416
Kepulauan Riau	514,162	514,162	514,162	514,162
Jawa Barat	641,934	641,934	627,852	627,852
Jawa Tengah	485,453	485,453	485,453	485,453
D.I. Yogyakarta	324,637	328,574	315,082	320,243
Jawa Timur	476,836	462,963	483,494	489,470
Banten	1,036,682	1,036,682	1,064,714	1,064,714
Bali	513,234	526,777	539,500	586,758
Nusa Tenggara Barat	572,934	542,693	583,238	583,238
Nusa Tenggara Timur	400,000	400,000	400,000	400,000
Kalimantan Barat	664,802	668,416	664,617	670,554
Kalimantan Tengah	938,781	938,781	938,781	938,781
Kalimantan Selatan	431,706	433,859	424,812	421,059
Kalimantan Timur	304,385	313,343	313,343	333,679
Sulawesi Utara	-	-	-	-
Sulawesi Tengah	500,000	500,000	414,913	414,913
Sulawesi Selatan	-	-	-	-
Sulawesi Tenggara	-	-	-	-
Gorontalo	-	-	-	-
Sulawesi Barat	447,214	447,214	447,214	447,214
Maluku	-	-	-	-
Maluku Utara	-	-	-	-
Papua Barat	-	-	-	-
Papua	-	-	-	-
Nasional/National	512,432	509,856	504,569	507,570

SUBSEKTOR HORTIKULTURA KELOMPOK BUAH-BUAHAN

Lanjutan Tabel/Continued Table 2.2.17

Provinsi Province	Mei May	Juni June	Juli July	Agustus August
(1)	(6)	(7)	(8)	(9)
Aceh	684,863	693,238	693,238	705,262
Sumatera Utara	382,573	386,013	377,738	386,648
Sumatera Barat	371,646	375,871	374,025	385,642
Riau	453,681	436,530	443,630	443,630
Jambi	502,113	502,113	568,776	560,279
Sumatera Selatan	321,539	315,730	315,730	315,730
Bengkulu	316,228	360,949	360,949	360,949
Lampung	252,712	271,167	273,967	280,097
Kepulauan Bangka Belitung	612,416	612,416	612,416	612,416
Kepulauan Riau	514,162	514,162	514,162	514,162
Jawa Barat	632,124	642,347	642,347	634,458
Jawa Tengah	509,067	509,067	509,067	505,180
D.I. Yogyakarta	306,897	294,549	336,876	324,389
Jawa Timur	504,483	506,799	505,403	507,250
Banten	1,064,714	1,064,714	1,064,714	1,064,714
Bali	594,801	607,468	602,383	593,385
Nusa Tenggara Barat	583,238	583,238	549,882	549,882
Nusa Tenggara Timur	400,000	400,000	400,000	400,000
Kalimantan Barat	670,554	686,887	686,887	675,668
Kalimantan Tengah	934,861	934,861	934,861	937,600
Kalimantan Selatan	421,059	434,698	460,442	460,442
Kalimantan Timur	333,679	341,189	341,189	341,189
Sulawesi Utara	-	-	-	-
Sulawesi Tengah	414,913	414,913	414,913	414,913
Sulawesi Selatan	-	-	-	-
Sulawesi Tenggara	-	-	-	-
Gorontalo	-	-	-	-
Sulawesi Barat	447,214	447,214	447,214	447,214
Maluku	-	-	-	-
Maluku Utara	-	-	-	-
Papua Barat	-	-	-	-
Papua	-	-	-	-
Nasional/National	509,564	514,005	517,950	517,546

Lanjutan Tabel/Continued Table 2.2.17

Provinsi <i>Province</i>	September <i>September</i>	Oktober <i>October</i>	November <i>November</i>	Desember <i>December</i>	Rata-rata <i>Average</i>
(1)	(10)	(11)	(12)	(13)	(14)
Aceh	705,954	717,084	723,229	694,763	694,220
Sumatera Utara	392,861	385,943	388,888	393,874	385,673
Sumatera Barat	391,043	396,044	412,383	408,825	391,039
Riau	469,082	524,757	494,054	517,430	472,003
Jambi	575,063	593,690	624,725	608,663	545,867
Sumatera Selatan	321,806	321,806	321,806	331,958	316,158
Bengkulu	360,949	360,949	360,949	360,949	354,160
Lampung	287,167	287,167	287,167	291,563	270,343
Kepulauan Bangka Belitung	612,416	612,416	612,416	612,416	612,416
Kepulauan Riau	514,162	514,162	514,162	514,162	514,162
Jawa Barat	635,220	636,703	650,572	660,497	639,487
Jawa Tengah	505,180	485,651	479,336	488,774	494,428
D.I. Yogyakarta	332,260	339,992	333,728	304,847	321,839
Jawa Timur	509,854	514,926	506,085	525,476	499,420
Banten	1,064,714	1,064,714	1,064,714	1,116,682	1,064,373
Bali	599,874	599,874	610,501	623,638	583,183
Nusa Tenggara Barat	563,461	563,461	563,461	563,461	566,849
Nusa Tenggara Timur	400,000	450,000	400,000	400,000	404,167
Kalimantan Barat	686,887	686,887	686,887	690,813	678,322
Kalimantan Tengah	937,600	937,988	937,988	937,988	937,406
Kalimantan Selatan	436,814	459,648	459,648	459,648	441,986
Kalimantan Timur	341,189	341,189	341,189	349,590	332,929
Sulawesi Utara	-	-	-	-	-
Sulawesi Tengah	414,913	414,913	414,913	414,913	429,094
Sulawesi Selatan	-	-	-	-	-
Sulawesi Tenggara	-	-	-	-	-
Gorontalo	-	-	-	-	-
Sulawesi Barat	447,214	447,214	447,214	447,214	447,214
Maluku	-	-	-	-	-
Maluku Utara	-	-	-	-	-
Papua Barat	-	-	-	-	-
Papua	-	-	-	-	-
Nasional/National	521,070	527,382	526,501	529,923	516,531

SUBSEKTOR HORTIKULTURA KELOMPOK BUAH-BUAHAN

Tabel 2.2.18 Harga Produsen Semangka Menurut Provinsi (Rp/100 Kg), 2014
Table 2.2.18 Producer Price of Watermelon by Province (Rp/100 Kg), 2014

Provinsi Province	Januari January	Februari February	Maret March	April April
(1)	(2)	(3)	(4)	(5)
Aceh	310,012	315,646	331,228	348,515
Sumatera Utara	231,858	236,408	223,523	218,002
Sumatera Barat	275,345	278,834	269,156	266,397
Riau	313,598	313,598	326,461	324,201
Jambi	242,028	242,028	242,028	248,601
Sumatera Selatan	377,323	377,323	383,036	390,451
Bengkulu	458,910	492,915	492,915	492,915
Lampung	351,393	337,256	336,070	324,737
Kepulauan Bangka Belitung	443,431	431,668	435,746	440,248
Kepulauan Riau	656,391	622,707	622,707	622,707
Jawa Barat	255,181	268,448	294,843	294,843
Jawa Tengah	328,761	323,077	307,743	316,232
D.I. Yogyakarta	356,250	356,250	356,250	356,250
Jawa Timur	270,195	270,147	269,832	276,826
Banten	159,161	159,161	159,161	159,161
Bali	239,981	233,137	222,397	214,740
Nusa Tenggara Barat	-	-	-	-
Nusa Tenggara Timur	849,785	849,785	866,151	852,288
Kalimantan Barat	193,578	194,932	196,629	197,866
Kalimantan Tengah	368,100	374,296	374,296	378,042
Kalimantan Selatan	421,965	421,965	424,579	424,579
Kalimantan Timur	386,418	375,460	375,460	390,248
Sulawesi Utara	367,386	347,781	347,781	347,781
Sulawesi Tengah	443,679	443,679	438,127	438,127
Sulawesi Selatan	705,397	656,159	682,995	756,463
Sulawesi Tenggara	393,238	436,363	440,176	443,332
Gorontalo	387,299	387,299	387,299	387,299
Sulawesi Barat	514,369	514,369	514,369	514,369
Maluku	300,000	307,791	326,787	326,787
Maluku Utara	1,172,819	1,219,666	1,219,666	1,219,666
Papua Barat	525,243	555,918	555,918	570,538
Papua	643,240	643,240	643,240	643,240
Nasional/National	417,495	418,945	421,502	425,337

Lanjutan Tabel/Continued Table 2.2.18

Provinsi <i>Province</i>	Mei <i>May</i>	Juni <i>June</i>	Juli <i>July</i>	Agustus <i>August</i>
(1)	(6)	(7)	(8)	(9)
Aceh	332,671	334,087	321,844	323,695
Sumatera Utara	218,002	223,310	223,265	225,775
Sumatera Barat	264,199	264,199	270,245	269,016
Riau	319,395	324,459	351,057	344,219
Jambi	248,601	256,676	266,586	266,586
Sumatera Selatan	379,309	429,105	449,548	426,239
Bengkulu	492,915	507,645	521,194	521,194
Lampung	325,297	323,005	342,053	342,053
Kepulauan Bangka Belitung	422,997	412,356	421,091	433,394
Kepulauan Riau	649,456	637,062	698,275	698,275
Jawa Barat	307,213	307,213	307,213	307,213
Jawa Tengah	322,158	320,941	318,849	310,004
D.I. Yogyakarta	356,250	356,250	356,250	356,250
Jawa Timur	273,539	281,354	290,506	296,467
Banten	159,161	178,184	195,584	186,290
Bali	203,118	210,855	211,948	244,635
Nusa Tenggara Barat	-	-	-	-
Nusa Tenggara Timur	892,034	892,034	892,034	892,034
Kalimantan Barat	199,770	199,770	205,569	205,363
Kalimantan Tengah	376,908	395,863	406,511	407,270
Kalimantan Selatan	424,579	424,579	430,239	454,343
Kalimantan Timur	387,095	394,858	402,761	402,761
Sulawesi Utara	347,781	347,781	347,781	347,781
Sulawesi Tengah	433,028	423,472	431,166	431,166
Sulawesi Selatan	774,721	902,545	902,545	865,686
Sulawesi Tenggara	456,650	461,024	480,516	485,324
Gorontalo	395,368	386,278	394,869	394,869
Sulawesi Barat	514,369	514,369	543,879	543,879
Maluku	326,787	326,787	326,787	326,787
Maluku Utara	1,156,338	1,156,338	1,170,131	1,198,909
Papua Barat	576,708	548,668	575,685	631,963
Papua	677,325	677,325	702,479	702,479
Nasional/National	426,250	432,851	443,821	446,514

SUBSEKTOR HORTIKULTURA KELOMPOK BUAH-BUAHAN

Lanjutan Tabel/Continued Table 2.2.18

Provinsi Province	September September	Oktober October	November November	Desember December	Rata-rata Average
<i>(1)</i>	<i>(10)</i>	<i>(11)</i>	<i>(12)</i>	<i>(13)</i>	<i>(14)</i>
Aceh	333,629	334,038	355,635	372,578	334,465
Sumatera Utara	219,366	226,949	226,949	233,532	225,578
Sumatera Barat	290,838	288,065	298,826	295,060	277,515
Riau	339,029	343,170	340,663	354,092	332,829
Jambi	252,442	272,926	272,926	272,926	257,030
Sumatera Selatan	443,924	439,906	448,148	435,272	414,965
Bengkulu	521,194	521,194	521,194	521,194	505,448
Lampung	340,823	343,959	340,823	336,609	337,007
Kepulauan Bangka Belitung	433,394	425,990	423,005	425,783	429,092
Kepulauan Riau	746,237	720,484	767,974	720,730	680,250
Jawa Barat	307,213	307,213	307,213	307,213	297,585
Jawa Tengah	312,464	309,911	290,049	338,912	316,592
D.I. Yogyakarta	356,250	356,250	320,625	392,684	356,317
Jawa Timur	301,880	304,257	300,928	295,519	285,954
Banten	186,290	186,290	195,439	225,674	179,130
Bali	237,110	223,766	226,448	223,485	224,302
Nusa Tenggara Barat	-	-	-	-	-
Nusa Tenggara Timur	866,150	852,288	852,288	852,288	867,430
Kalimantan Barat	205,363	196,097	195,608	193,743	198,691
Kalimantan Tengah	407,270	389,302	428,675	430,231	394,730
Kalimantan Selatan	454,343	433,652	428,117	428,117	430,921
Kalimantan Timur	402,761	402,761	410,955	431,497	396,919
Sulawesi Utara	347,781	347,781	347,781	368,568	351,147
Sulawesi Tengah	444,051	444,051	417,010	417,010	433,714
Sulawesi Selatan	865,686	795,034	865,686	847,635	801,713
Sulawesi Tenggara	470,380	458,989	452,453	430,093	450,711
Gorontalo	409,589	341,324	307,192	337,911	376,383
Sulawesi Barat	509,713	500,000	447,214	447,214	506,509
Maluku	326,787	326,787	380,705	380,705	331,958
Maluku Utara	1,198,909	1,198,909	1,218,172	1,247,804	1,198,111
Papua Barat	631,963	638,222	613,904	613,904	586,553
Papua	702,479	702,479	702,479	702,479	678,541
Nasional/National	447,268	439,743	442,100	447,757	434,132

Tabel 2.2.19 **Harga Produsen Sirsak Menurut Provinsi (Rp/100 Kg), 2014**
Table **Producer Price of Soursop by Province (Rp/100 Kg), 2014**

Provinsi <i>Province</i>	Januari <i>January</i>	Februari <i>February</i>	Maret <i>March</i>	April <i>April</i>
<i>(1)</i>	<i>(2)</i>	<i>(3)</i>	<i>(4)</i>	<i>(5)</i>
Aceh	194,428	194,428	194,428	194,428
Sumatera Utara	344,450	339,613	339,613	382,064
Sumatera Barat	-	-	-	-
Riau	301,042	301,042	301,042	301,042
Jambi	267,857	267,857	267,857	267,857
Sumatera Selatan	124,000	124,000	124,000	124,000
Bengkulu	-	-	-	-
Lampung	307,878	307,878	307,878	307,878
Kepulauan Bangka Belitung	500,000	446,952	446,952	522,758
Kepulauan Riau	-	-	-	-
Jawa Barat	438,977	438,977	401,708	390,166
Jawa Tengah	344,351	349,072	349,072	361,017
D.I. Yogyakarta	289,650	291,934	291,934	285,060
Jawa Timur	332,890	323,045	317,856	313,117
Banten	207,797	217,487	217,487	217,487
Bali	250,000	250,000	250,000	250,000
Nusa Tenggara Barat	-	-	-	-
Nusa Tenggara Timur	-	-	-	-
Kalimantan Barat	584,722	584,722	584,722	584,722
Kalimantan Tengah	-	-	-	-
Kalimantan Selatan	723,390	700,694	700,694	700,694
Kalimantan Timur	360,819	360,819	360,819	360,819
Sulawesi Utara	231,000	227,150	204,435	204,435
Sulawesi Tengah	-	-	-	-
Sulawesi Selatan	-	-	-	-
Sulawesi Tenggara	240,000	240,000	240,000	240,000
Gorontalo	-	-	-	-
Sulawesi Barat	-	-	-	-
Maluku	401,308	401,308	428,523	428,523
Maluku Utara	400,000	400,000	400,000	400,000
Papua Barat	-	-	-	-
Papua	-	-	-	-
Nasional/National	342,228	338,349	336,451	341,803

SUBSEKTOR HORTIKULTURA KELOMPOK BUAH-BUAHAN

Lanjutan Tabel/Continued Table 2.2.19

Provinsi Province	Mei May	Juni June	Juli July	Agustus August
(1)	(6)	(7)	(8)	(9)
Aceh	153,709	194,428	194,428	194,428
Sumatera Utara	382,064	420,516	420,516	398,936
Sumatera Barat	-	-	-	-
Riau	301,042	292,182	292,182	292,182
Jambi	293,423	293,423	293,423	293,423
Sumatera Selatan	124,000	130,200	130,200	130,200
Bengkulu	-	-	-	-
Lampung	346,362	346,362	346,362	346,362
Kepulauan Bangka Belitung	522,758	522,758	522,758	464,159
Kepulauan Riau	-	-	-	-
Jawa Barat	390,166	410,365	431,699	426,087
Jawa Tengah	361,017	364,904	362,453	358,593
D.I. Yogyakarta	302,922	315,555	315,555	323,164
Jawa Timur	316,271	328,921	319,960	327,345
Banten	217,487	217,487	217,487	217,487
Bali	250,000	250,000	250,000	250,000
Nusa Tenggara Barat	-	-	-	-
Nusa Tenggara Timur	-	-	-	-
Kalimantan Barat	584,722	584,722	584,722	584,722
Kalimantan Tengah	-	-	-	-
Kalimantan Selatan	655,154	655,154	676,375	676,375
Kalimantan Timur	360,819	360,819	360,819	360,819
Sulawesi Utara	204,435	204,435	204,435	204,435
Sulawesi Tengah	-	-	-	-
Sulawesi Selatan	-	-	-	-
Sulawesi Tenggara	240,000	240,000	240,000	240,000
Gorontalo	-	-	-	-
Sulawesi Barat	-	-	-	-
Maluku	428,523	428,523	428,523	428,523
Maluku Utara	400,000	400,000	400,000	400,000
Papua Barat	-	-	-	-
Papua	-	-	-	-
Nasional/National	341,744	348,038	349,595	345,862

Lanjutan Tabel/Continued Table 2.2.19

Provinsi <i>Province</i>	September <i>September</i>	Oktober <i>October</i>	November <i>November</i>	Desember <i>December</i>	Rata-rata <i>Average</i>
(1)	(10)	(11)	(12)	(13)	(14)
Aceh	194,428	194,428	194,428	194,428	191,034
Sumatera Utara	398,936	398,936	398,936	419,971	387,046
Sumatera Barat	-	-	-	-	-
Riau	368,127	352,100	352,100	334,465	315,712
Jambi	293,423	293,423	293,423	293,423	284,901
Sumatera Selatan	130,200	134,994	165,334	165,334	133,872
Bengkulu	-	-	-	-	-
Lampung	346,362	307,878	307,878	307,878	323,913
Kepulauan Bangka Belitung	464,159	464,159	464,159	522,758	488,694
Kepulauan Riau	-	-	-	-	-
Jawa Barat	438,302	438,302	436,471	436,471	423,141
Jawa Tengah	358,593	368,415	368,415	369,360	359,605
D.I. Yogyakarta	338,235	350,846	385,592	395,883	323,861
Jawa Timur	325,435	324,956	332,954	351,896	326,221
Banten	217,487	217,487	217,487	244,945	218,968
Bali	250,000	250,000	250,000	250,000	250,000
Nusa Tenggara Barat	-	-	-	-	-
Nusa Tenggara Timur	-	-	-	-	-
Kalimantan Barat	584,722	584,722	584,722	584,722	584,722
Kalimantan Tengah	-	-	-	-	-
Kalimantan Selatan	676,375	676,375	676,375	676,375	682,836
Kalimantan Timur	360,819	360,819	360,819	360,819	360,819
Sulawesi Utara	204,435	204,435	204,435	215,493	209,463
Sulawesi Tengah	-	-	-	-	-
Sulawesi Selatan	-	-	-	-	-
Sulawesi Tenggara	268,328	268,328	268,328	268,328	249,443
Gorontalo	-	-	-	-	-
Sulawesi Barat	-	-	-	-	-
Maluku	428,523	399,789	399,789	403,526	417,115
Maluku Utara	400,000	400,000	400,000	400,000	400,000
Papua Barat	-	-	-	-	-
Papua	-	-	-	-	-
Nasional/National	352,344	349,520	353,082	359,804	346,568

SUBSEKTOR
TANAMAN PERKEBUNAN RAKYAT
SMALLHOLDERS ESTATE CROPS
SUBSECTOR

<http://www.bps.go.id>

Tabel 3.1 Harga Produsen Kelapa Belum Dikupas Menurut Provinsi (Rp/100 Butir), 2014
Table 3.1 *Producer Price of Unpeeled Coconut by Province (Rp/100 Grain), 2014*

Provinsi <i>Province</i>	Januari <i>January</i>	Februari <i>February</i>	Maret <i>March</i>	April <i>April</i>
(1)	(2)	(3)	(4)	(5)
Aceh	172,334	176,713	179,649	176,285
Sumatera Utara	239,480	236,629	246,268	248,293
Sumatera Barat	197,360	193,401	193,742	191,406
Riau	282,876	282,876	288,971	289,451
Jambi	204,613	194,439	200,870	200,497
Sumatera Selatan	228,571	217,142	217,142	210,643
Bengkulu	187,159	185,493	185,493	191,826
Lampung	218,047	214,583	209,437	212,607
Kepulauan Bangka Belitung	237,826	246,007	252,213	251,217
Kepulauan Riau	182,284	182,284	182,284	184,230
Jawa Barat	196,809	199,886	200,677	207,108
Jawa Tengah	230,770	226,912	221,970	219,167
D.I. Yogyakarta	193,722	189,096	183,384	189,620
Jawa Timur	265,457	252,873	245,107	242,684
Banten	140,027	138,734	142,273	142,329
Bali	314,999	293,415	282,804	280,349
Nusa Tenggara Barat	182,670	185,234	201,028	201,028
Nusa Tenggara Timur	216,590	227,474	243,861	243,861
Kalimantan Barat	134,494	134,494	135,119	135,985
Kalimantan Tengah	234,328	237,449	239,452	248,594
Kalimantan Selatan	361,651	365,844	368,119	368,119
Kalimantan Timur	304,463	313,064	332,174	333,217
Sulawesi Utara	107,250	110,629	111,915	113,488
Sulawesi Tengah	138,337	139,218	156,344	148,389
Sulawesi Selatan	150,229	153,069	157,559	160,336
Sulawesi Tenggara	139,718	140,260	142,292	141,927
Gorontalo	142,755	142,755	149,270	152,521
Sulawesi Barat	182,726	180,221	183,575	178,792
Maluku	117,584	123,835	119,544	120,757
Maluku Utara	112,385	115,476	120,726	121,610
Papua Barat	311,147	312,818	319,572	319,572
Papua	262,786	273,410	273,410	273,410
Nasional/National	205,983	205,804	208,945	209,354

SUBSEKTOR TANAMAN PERKEBUNAN

Lanjutan Tabel/Continued Table 3.1

Provinsi Province	Mei May	Juni June	Juli July	Agustus August
(1)	(6)	(7)	(8)	(9)
Aceh	175,125	185,374	191,798	191,558
Sumatera Utara	258,873	271,275	281,349	286,387
Sumatera Barat	196,618	210,280	228,570	224,105
Riau	294,042	294,425	309,043	313,312
Jambi	199,935	207,071	222,385	228,283
Sumatera Selatan	212,551	212,551	212,551	212,551
Bengkulu	191,826	197,463	212,177	218,899
Lampung	214,667	228,807	239,465	245,792
Kepulauan Bangka Belitung	251,217	250,201	254,504	250,209
Kepulauan Riau	185,731	188,742	191,340	194,632
Jawa Barat	203,002	207,562	218,839	216,073
Jawa Tengah	214,573	211,861	231,228	225,935
D.I. Yogyakarta	183,195	182,636	184,295	176,315
Jawa Timur	242,729	246,441	260,875	255,741
Banten	137,700	138,195	145,191	144,884
Bali	263,740	258,212	249,414	240,650
Nusa Tenggara Barat	198,683	215,660	229,759	226,948
Nusa Tenggara Timur	222,537	222,537	222,537	210,484
Kalimantan Barat	135,985	136,600	137,523	135,154
Kalimantan Tengah	251,864	255,525	267,718	264,226
Kalimantan Selatan	374,429	374,009	378,061	371,424
Kalimantan Timur	333,217	346,727	356,441	356,441
Sulawesi Utara	115,136	117,243	117,934	118,098
Sulawesi Tengah	148,389	148,842	149,942	152,701
Sulawesi Selatan	160,686	161,130	168,398	169,962
Sulawesi Tenggara	145,459	142,330	144,138	138,409
Gorontalo	149,183	147,615	139,915	139,915
Sulawesi Barat	182,732	181,653	189,688	192,307
Maluku	118,752	120,424	121,184	125,074
Maluku Utara	123,113	119,685	121,674	123,438
Papua Barat	319,572	319,572	323,595	323,595
Papua	259,716	259,716	262,215	262,215
Nasional/National	208,281	211,261	217,617	216,741

Lanjutan Tabel/Continued Table 3.1

Provinsi <i>Province</i>	September <i>September</i>	Oktober <i>October</i>	November <i>November</i>	Desember <i>December</i>	Rata-rata <i>Average</i>
(1)	(10)	(11)	(12)	(13)	(14)
Aceh	195,604	192,911	191,839	190,056	184,937
Sumatera Utara	283,986	291,654	303,572	310,436	271,517
Sumatera Barat	209,383	221,484	218,194	215,054	208,300
Riau	312,612	312,406	315,999	315,999	301,001
Jambi	226,950	226,950	226,696	233,309	214,333
Sumatera Selatan	191,296	191,296	191,296	191,296	207,407
Bengkulu	216,288	213,739	218,647	225,574	203,716
Lampung	238,477	245,571	240,609	239,402	228,955
Kepulauan Bangka Belitung	249,605	247,589	249,000	253,774	249,447
Kepulauan Riau	197,760	192,718	194,881	197,569	189,538
Jawa Barat	220,678	224,123	209,109	214,275	209,845
Jawa Tengah	218,037	211,763	201,174	205,021	218,201
D.I. Yogyakarta	174,025	176,837	182,470	183,964	183,297
Jawa Timur	246,583	246,340	243,591	253,931	250,196
Banten	135,658	131,269	135,304	130,621	138,516
Bali	237,972	245,352	243,652	240,789	262,612
Nusa Tenggara Barat	237,831	259,688	276,734	300,619	226,324
Nusa Tenggara Timur	210,484	210,484	210,484	210,484	220,985
Kalimantan Barat	133,765	135,139	135,139	134,789	135,349
Kalimantan Tengah	269,335	269,639	268,385	267,023	256,128
Kalimantan Selatan	375,385	366,246	367,652	368,285	369,935
Kalimantan Timur	366,497	383,882	392,498	400,703	351,610
Sulawesi Utara	116,558	118,720	125,039	129,490	116,792
Sulawesi Tengah	152,701	152,701	166,672	172,774	152,251
Sulawesi Selatan	171,429	173,799	170,894	171,482	164,081
Sulawesi Tenggara	137,890	138,313	140,189	141,204	141,011
Gorontalo	139,915	143,837	139,408	140,041	143,928
Sulawesi Barat	190,358	189,709	189,804	190,472	186,003
Maluku	125,074	125,074	127,840	129,640	122,898
Maluku Utara	126,063	126,807	125,635	126,607	121,935
Papua Barat	325,771	334,203	331,971	326,256	322,304
Papua	262,215	262,215	262,215	262,215	264,645
Nasional/National	215,506	217,577	218,644	221,036	213,062

Tabel 3.2 Harga Produsen Kopi Biji Kering Menurut Provinsi (Rp/100 Kg), 2014
Table *3.2* *Producer Price of Dry Coffee Bean by Province (Rp/100 Kg), 2014*

Provinsi <i>Province</i>	Januari <i>January</i>	Februari <i>February</i>	Maret <i>March</i>	April <i>April</i>
(1)	(2)	(3)	(4)	(5)
Aceh	1,805,030	1,860,558	1,904,134	1,870,568
Sumatera Utara	1,831,152	1,911,962	1,953,121	1,970,857
Sumatera Barat	1,735,751	1,749,276	1,784,473	1,863,616
Riau	-	-	-	-
Jambi	1,207,754	1,278,799	1,297,204	1,441,620
Sumatera Selatan	1,401,289	1,409,264	1,591,484	1,602,423
Bengkulu	1,556,042	1,592,600	1,694,002	1,626,494
Lampung	2,316,083	2,373,874	2,415,801	2,461,260
Kepulauan Bangka Belitung	-	-	-	-
Kepulauan Riau	1,881,646	1,881,646	1,505,317	1,505,317
Jawa Barat	1,239,154	1,232,595	1,270,419	1,288,114
Jawa Tengah	1,453,719	1,485,585	1,500,821	1,510,431
D.I. Yogyakarta	2,524,640	2,368,156	2,507,773	2,317,754
Jawa Timur	1,950,386	1,880,075	1,853,096	1,838,968
Banten	1,242,326	1,243,018	1,243,018	1,258,934
Bali	2,349,449	2,394,394	2,516,151	2,489,781
Nusa Tenggara Barat	1,725,154	1,825,011	1,825,011	1,813,273
Nusa Tenggara Timur	1,978,124	1,977,274	2,045,033	2,044,563
Kalimantan Barat	1,919,563	2,033,113	2,021,089	2,012,225
Kalimantan Tengah	1,452,934	1,452,934	1,452,934	1,452,934
Kalimantan Selatan	1,093,872	1,093,872	1,093,872	1,093,872
Kalimantan Timur	919,542	919,542	919,542	919,542
Sulawesi Utara	-	-	-	-
Sulawesi Tengah	1,767,704	1,773,318	1,776,289	1,785,469
Sulawesi Selatan	1,836,923	1,838,705	1,842,038	1,856,581
Sulawesi Tenggara	1,135,403	1,135,403	1,107,334	1,120,923
Gorontalo	1,780,404	1,780,404	1,848,881	1,848,881
Sulawesi Barat	1,890,763	1,892,916	1,919,530	1,919,530
Maluku	-	-	-	-
Maluku Utara	-	-	-	-
Papua Barat	2,333,290	2,333,290	2,333,290	2,333,290
Papua	-	-	-	-
Nasional/National	1,704,927	1,719,907	1,739,295	1,740,278

Lanjutan Tabel/Continued Table 3.2

Provinsi <i>Province</i>	Mei <i>May</i>	Juni <i>June</i>	Juli <i>July</i>	Agustus <i>August</i>
(1)	(6)	(7)	(8)	(9)
Aceh	1,806,384	1,679,047	1,745,061	1,693,221
Sumatera Utara	2,036,282	1,934,029	1,789,354	1,786,035
Sumatera Barat	1,896,494	1,932,482	1,930,995	1,930,878
Riau	-	-	-	-
Jambi	1,405,997	1,377,273	1,339,417	1,324,192
Sumatera Selatan	1,600,465	1,503,287	1,561,447	1,516,329
Bengkulu	1,665,886	1,625,599	1,685,439	1,650,781
Lampung	2,472,660	2,438,170	2,504,988	2,523,540
Kepulauan Bangka Belitung	-	-	-	-
Kepulauan Riau	1,505,317	1,505,317	1,655,849	1,505,317
Jawa Barat	1,256,258	1,268,200	1,294,803	1,283,484
Jawa Tengah	1,592,822	1,590,131	1,570,221	1,593,792
D.I. Yogyakarta	2,109,757	2,135,647	1,986,853	1,928,723
Jawa Timur	1,895,667	1,867,341	1,898,462	1,897,366
Banten	1,258,934	1,264,468	1,303,481	1,303,481
Bali	2,557,479	2,490,912	2,547,296	2,564,885
Nusa Tenggara Barat	2,037,472	2,017,794	2,002,871	1,960,152
Nusa Tenggara Timur	2,110,617	2,117,626	2,162,863	2,127,992
Kalimantan Barat	2,012,225	2,094,625	2,094,625	2,094,625
Kalimantan Tengah	1,452,934	1,452,934	1,531,528	1,531,528
Kalimantan Selatan	1,093,872	1,093,872	1,093,872	1,093,872
Kalimantan Timur	919,542	919,542	919,542	919,542
Sulawesi Utara	-	-	-	-
Sulawesi Tengah	1,882,050	1,872,373	1,850,724	1,850,724
Sulawesi Selatan	1,936,514	1,969,584	1,947,505	2,044,296
Sulawesi Tenggara	1,127,440	1,133,810	1,148,539	1,160,563
Gorontalo	1,848,881	1,889,087	1,889,087	1,889,087
Sulawesi Barat	1,920,154	1,938,983	1,922,549	1,878,809
Maluku	-	-	-	-
Maluku Utara	-	-	-	-
Papua Barat	2,333,290	2,333,290	2,333,290	2,666,617
Papua	-	-	-	-
Nasional/National	1,759,054	1,747,901	1,758,102	1,758,455

SUBSEKTOR TANAMAN PERKEBUNAN

Lanjutan Tabel/Continued Table 3.2

Provinsi Province	September September	Oktober October	November November	Desember December	Rata-rata Average
<i>(1)</i>	<i>(10)</i>	<i>(11)</i>	<i>(12)</i>	<i>(13)</i>	<i>(14)</i>
Aceh	1,725,026	1,784,596	1,754,223	1,744,082	1,780,994
Sumatera Utara	1,761,270	1,738,256	1,673,654	1,792,954	1,848,244
Sumatera Barat	1,940,542	2,000,085	2,056,822	2,076,573	1,908,165
Riau	-	-	-	-	-
Jambi	1,354,817	1,382,208	1,323,939	1,264,690	1,333,159
Sumatera Selatan	1,545,223	1,498,297	1,502,386	1,592,849	1,527,062
Bengkulu	1,687,701	1,669,755	1,684,078	1,730,332	1,655,726
Lampung	2,520,544	2,470,572	2,424,571	2,424,523	2,445,549
Kepulauan Bangka Belitung	-	-	-	-	-
Kepulauan Riau	1,505,317	1,505,317	1,580,583	1,580,583	1,593,127
Jawa Barat	1,283,056	1,279,576	1,250,513	1,239,089	1,265,438
Jawa Tengah	1,560,758	1,581,678	1,620,795	1,619,211	1,556,664
D.I. Yogyakarta	1,803,286	1,885,195	1,841,044	1,805,217	2,101,170
Jawa Timur	1,903,695	1,925,723	2,011,458	2,042,576	1,913,734
Banten	1,257,846	1,319,625	1,319,625	1,333,026	1,278,982
Bali	2,600,422	2,591,179	2,604,557	2,633,518	2,528,335
Nusa Tenggara Barat	1,954,720	1,975,077	2,001,764	2,160,358	1,941,555
Nusa Tenggara Timur	2,097,708	2,067,652	2,105,335	2,176,870	2,084,305
Kalimantan Barat	2,134,936	2,134,936	2,165,133	2,205,426	2,076,877
Kalimantan Tengah	1,531,528	1,531,528	1,531,528	1,531,528	1,492,231
Kalimantan Selatan	1,093,872	1,093,872	1,093,872	1,093,872	1,093,872
Kalimantan Timur	919,542	919,542	919,542	874,053	915,752
Sulawesi Utara	-	-	-	-	-
Sulawesi Tengah	1,850,724	1,809,872	1,809,872	1,809,872	1,819,916
Sulawesi Selatan	2,125,855	2,102,378	2,117,913	2,130,868	1,979,097
Sulawesi Tenggara	1,120,698	1,120,698	1,063,851	1,063,851	1,119,876
Gorontalo	1,889,087	1,889,087	1,889,087	1,985,531	1,868,959
Sulawesi Barat	1,887,886	1,905,532	1,950,439	2,216,220	1,936,943
Maluku	-	-	-	-	-
Maluku Utara	-	-	-	-	-
Papua Barat	2,633,284	2,633,284	2,633,284	2,633,284	2,461,065
Papua	-	-	-	-	-
Nasional/National	1,757,282	1,762,135	1,766,533	1,798,498	1,751,031

Tabel 3.3 Harga Produsen Coklat/Kakao Menurut Provinsi (Rp/100 Kg), 2014
Table 3.3 *Producer Price of Cocoa by Province (Rp/100 Kg), 2014*

Provinsi <i>Province</i>	Januari <i>January</i>	Februari <i>February</i>	Maret <i>March</i>	April <i>April</i>
(1)	(2)	(3)	(4)	(5)
Aceh	2,209,187	2,260,840	2,348,504	2,350,756
Sumatera Utara	2,461,836	2,662,045	2,772,363	2,739,884
Sumatera Barat	2,590,348	2,652,947	2,700,432	2,725,459
Riau	-	-	-	-
Jambi	1,215,763	1,318,680	1,509,511	1,540,327
Sumatera Selatan	2,686,344	2,797,548	2,888,368	3,155,221
Bengkulu	1,430,339	1,466,246	1,569,467	1,606,528
Lampung	2,812,521	2,813,466	2,910,708	3,108,482
Kepulauan Bangka Belitung	2,045,000	2,070,405	2,044,362	2,096,781
Kepulauan Riau	-	-	-	-
Jawa Barat	948,894	1,037,392	1,064,152	1,046,656
Jawa Tengah	2,446,731	2,686,699	2,635,174	2,661,275
D.I. Yogyakarta	2,096,007	2,097,462	2,107,924	2,243,278
Jawa Timur	2,005,265	2,084,012	2,168,663	2,359,505
Banten	1,894,307	1,899,039	1,949,916	1,989,010
Bali	1,904,612	1,906,418	1,870,414	1,822,993
Nusa Tenggara Barat	4,458,446	4,519,121	4,550,294	4,550,294
Nusa Tenggara Timur	2,678,011	2,611,972	2,792,705	2,845,320
Kalimantan Barat	1,679,025	1,679,025	1,679,025	1,679,025
Kalimantan Tengah	-	-	-	-
Kalimantan Selatan	-	-	-	-
Kalimantan Timur	1,613,405	1,660,884	1,648,892	1,675,500
Sulawesi Utara	1,461,429	1,440,388	1,468,646	1,534,895
Sulawesi Tengah	2,603,825	2,671,374	2,713,501	2,765,769
Sulawesi Selatan	2,191,617	2,180,323	2,225,227	2,297,842
Sulawesi Tenggara	2,855,217	2,856,925	2,911,955	2,974,510
Gorontalo	2,107,900	2,180,511	2,373,676	2,352,533
Sulawesi Barat	2,717,905	2,760,395	2,787,521	2,806,047
Maluku	1,315,331	1,252,134	1,307,662	1,354,054
Maluku Utara	1,033,785	1,068,310	1,064,403	1,090,881
Papua Barat	1,590,730	1,596,302	1,611,055	1,686,407
Papua	1,990,242	1,947,416	1,997,846	1,955,731
Nasional/National	2,108,715	2,149,224	2,202,584	2,250,534

SUBSEKTOR TANAMAN PERKEBUNAN

Lanjutan Tabel/Continued Table 3.3

Provinsi Province	Mei May	Juni June	Juli July	Agustus August
(1)	(6)	(7)	(8)	(9)
Aceh	2,411,763	2,534,121	2,571,773	2,581,356
Sumatera Utara	2,733,591	2,767,646	2,781,443	2,771,266
Sumatera Barat	2,746,012	2,717,166	2,798,407	2,828,968
Riau	-	-	-	-
Jambi	1,457,418	1,411,843	1,668,327	1,668,327
Sumatera Selatan	3,178,425	3,203,261	3,265,148	3,286,920
Bengkulu	1,606,266	1,583,407	1,678,751	1,683,473
Lampung	3,214,736	3,302,154	3,287,463	3,374,282
Kepulauan Bangka Belitung	1,964,773	1,964,773	2,018,612	2,031,848
Kepulauan Riau	-	-	-	-
Jawa Barat	1,079,427	1,090,012	1,164,436	1,146,199
Jawa Tengah	2,828,781	3,014,315	3,297,136	3,332,626
D.I. Yogyakarta	2,417,197	2,492,217	2,572,018	2,677,594
Jawa Timur	2,381,967	2,741,444	2,723,953	2,742,615
Banten	2,106,574	2,153,587	2,222,753	2,190,441
Bali	1,940,140	2,265,399	2,465,468	2,461,523
Nusa Tenggara Barat	4,613,515	5,101,321	4,871,959	4,958,266
Nusa Tenggara Timur	3,016,952	3,053,080	3,184,442	3,259,321
Kalimantan Barat	1,679,025	1,679,025	1,679,025	1,679,025
Kalimantan Tengah	-	-	-	-
Kalimantan Selatan	-	-	-	-
Kalimantan Timur	1,663,629	1,742,764	1,671,885	1,697,817
Sulawesi Utara	1,559,362	1,658,923	1,620,727	1,652,009
Sulawesi Tengah	2,759,633	2,810,137	2,751,098	2,774,025
Sulawesi Selatan	2,347,405	2,398,073	2,479,987	2,451,169
Sulawesi Tenggara	3,050,232	3,084,718	3,165,395	3,196,106
Gorontalo	2,619,143	2,717,146	2,602,644	2,549,114
Sulawesi Barat	2,864,957	2,919,635	2,912,901	2,947,227
Maluku	1,421,805	1,495,725	1,518,788	1,499,355
Maluku Utara	1,125,648	1,148,875	1,183,959	1,151,747
Papua Barat	1,702,246	1,768,722	1,735,962	1,785,753
Papua	2,042,695	2,059,373	2,102,667	2,136,335
Nasional/National	2,304,761	2,388,531	2,428,469	2,446,954

Lanjutan Tabel/Continued Table 3.3

Provinsi <i>Province</i>	September <i>September</i>	Oktober <i>October</i>	November <i>November</i>	Desember <i>December</i>	Rata-rata <i>Average</i>
(1)	(10)	(11)	(12)	(13)	(14)
Aceh	2,573,279	2,548,376	2,497,585	2,409,293	2,441,403
Sumatera Utara	3,009,963	3,072,119	2,876,556	2,809,690	2,788,200
Sumatera Barat	2,799,615	2,830,357	2,636,393	2,590,726	2,718,069
Riau	-	-	-	-	-
Jambi	1,642,656	1,634,797	1,634,797	1,634,797	1,528,103
Sumatera Selatan	3,286,920	3,333,709	3,308,682	2,836,679	3,102,269
Bengkulu	1,739,105	1,788,365	1,733,600	1,790,376	1,639,660
Lampung	3,378,408	3,593,238	3,556,204	3,495,768	3,237,286
Kepulauan Bangka Belitung	2,071,050	2,122,195	2,172,137	2,172,137	2,064,506
Kepulauan Riau	-	-	-	-	-
Jawa Barat	1,146,199	1,181,061	1,152,407	1,199,156	1,104,666
Jawa Tengah	3,254,259	3,294,966	3,112,200	3,085,786	2,970,829
D.I. Yogyakarta	2,623,156	2,696,605	2,535,476	2,496,104	2,421,253
Jawa Timur	2,819,460	2,923,166	2,719,776	2,713,180	2,531,917
Banten	2,236,075	2,197,206	2,136,238	2,110,843	2,090,499
Bali	2,433,656	2,450,691	2,430,157	2,507,884	2,204,946
Nusa Tenggara Barat	5,017,671	5,222,101	4,934,136	4,861,984	4,804,926
Nusa Tenggara Timur	3,270,592	3,255,565	3,075,580	2,915,821	2,996,613
Kalimantan Barat	1,679,025	1,679,025	1,679,025	1,679,025	1,679,025
Kalimantan Tengah	-	-	-	-	-
Kalimantan Selatan	-	-	-	-	-
Kalimantan Timur	1,697,817	1,700,291	1,708,165	1,765,332	1,687,198
Sulawesi Utara	1,648,592	1,597,046	1,601,243	1,553,953	1,566,434
Sulawesi Tengah	2,714,649	2,723,640	2,632,621	2,547,518	2,705,649
Sulawesi Selatan	2,401,660	2,471,272	2,376,341	2,311,546	2,344,372
Sulawesi Tenggara	3,199,807	2,910,923	2,642,724	2,578,375	2,952,241
Gorontalo	2,493,029	2,505,466	2,566,427	2,498,209	2,463,816
Sulawesi Barat	2,940,547	3,011,637	2,965,864	2,928,767	2,880,284
Maluku	1,537,962	1,583,384	1,626,371	1,674,328	1,465,575
Maluku Utara	1,156,365	1,156,365	1,135,760	1,110,086	1,118,849
Papua Barat	1,831,418	1,933,492	1,892,338	1,821,834	1,746,355
Papua	2,166,300	2,183,359	2,222,400	2,222,400	2,085,564
Nasional/National	2,456,044	2,485,729	2,412,900	2,368,628	2,333,590

SUBSEKTOR TANAMAN PERKEBUNAN

Tabel 3.4 Harga Produsen Karet Menurut Provinsi (Rp/Kg), 2014
Table 3.4 Producer Price of Rubber by Province (Rp/Kgs), 2014

Provinsi <i>Province</i>	Januari <i>January</i>	Februari <i>February</i>	Maret <i>March</i>	April <i>April</i>
<i>(1)</i>	<i>(2)</i>	<i>(3)</i>	<i>(4)</i>	<i>(5)</i>
Aceh	7,460	6,598	6,741	6,667
Sumatera Utara	6,034	5,101	4,992	5,064
Sumatera Barat	9,109	8,096	8,110	8,099
Riau	9,559	8,183	7,822	7,774
Jambi	9,211	8,944	8,450	8,712
Sumatera Selatan	3,862	3,697	3,530	3,591
Bengkulu	8,106	7,337	7,038	7,280
Lampung	9,456	8,474	8,423	8,223
Kepulauan Bangka Belitung	8,723	7,588	7,067	7,272
Kepulauan Riau	13,069	12,846	12,598	12,715
Jawa Barat	8,509	8,695	8,710	8,050
Jawa Tengah	-	-	-	-
D.I. Yogyakarta	-	-	-	-
Jawa Timur	-	-	-	-
Banten	7,600	7,347	6,876	6,619
Bali	-	-	-	-
Nusa Tenggara Barat	-	-	-	-
Nusa Tenggara Timur	-	-	-	-
Kalimantan Barat	6,287	6,146	6,101	6,189
Kalimantan Tengah	7,343	7,172	7,050	7,032
Kalimantan Selatan	7,623	7,459	7,329	7,145
Kalimantan Timur	10,569	10,821	10,673	10,376
Sulawesi Utara	-	-	-	-
Sulawesi Tengah	-	-	-	-
Sulawesi Selatan	-	-	-	-
Sulawesi Tenggara	-	-	-	-
Gorontalo	-	-	-	-
Sulawesi Barat	-	-	-	-
Maluku	-	-	-	-
Maluku Utara	-	-	-	-
Papua Barat	-	-	-	-
Papua	-	-	-	-
Nasional/National	8,282	7,781	7,594	7,551

Lanjutan Tabel/Continued Table 3.4

Provinsi <i>Province</i>	Mei <i>May</i>	Juni <i>June</i>	Juli <i>July</i>	Agustus <i>August</i>
(1)	(6)	(7)	(8)	(9)
Aceh	6,620	6,035	6,096	5,953
Sumatera Utara	4,327	4,458	4,455	4,498
Sumatera Barat	7,907	7,741	7,791	7,476
Riau	6,989	7,168	7,382	7,409
Jambi	8,381	8,520	8,792	8,762
Sumatera Selatan	3,490	3,463	3,581	3,453
Bengkulu	6,945	6,914	6,629	6,640
Lampung	7,508	7,705	7,691	7,550
Kepulauan Bangka Belitung	6,941	6,967	7,124	7,098
Kepulauan Riau	12,356	12,427	12,762	12,734
Jawa Barat	8,050	8,050	8,050	8,050
Jawa Tengah	-	-	-	-
D.I. Yogyakarta	-	-	-	-
Jawa Timur	-	-	-	-
Banten	5,797	5,912	6,053	6,110
Bali	-	-	-	-
Nusa Tenggara Barat	-	-	-	-
Nusa Tenggara Timur	-	-	-	-
Kalimantan Barat	6,157	6,107	6,015	6,103
Kalimantan Tengah	6,986	6,927	6,913	6,951
Kalimantan Selatan	6,970	7,066	6,942	6,897
Kalimantan Timur	10,512	10,331	10,405	10,463
Sulawesi Utara	-	-	-	-
Sulawesi Tengah	-	-	-	-
Sulawesi Selatan	-	-	-	-
Sulawesi Tenggara	-	-	-	-
Gorontalo	-	-	-	-
Sulawesi Barat	-	-	-	-
Maluku	-	-	-	-
Maluku Utara	-	-	-	-
Papua Barat	-	-	-	-
Papua	-	-	-	-
Nasional/National	7,246	7,237	7,292	7,259

SUBSEKTOR TANAMAN PERKEBUNAN

Lanjutan Tabel/Continued Table 3.4

Provinsi Province	September September	Oktober October	November November	Desember December	Rata-rata Average
(1)	(10)	(11)	(12)	(13)	(14)
Aceh	5,806	5,595	5,612	5,480	6,222
Sumatera Utara	4,098	3,866	3,988	4,048	4,578
Sumatera Barat	7,398	7,056	7,155	7,437	7,781
Riau	7,272	7,166	7,226	7,426	7,615
Jambi	8,567	8,237	8,557	8,841	8,664
Sumatera Selatan	3,464	3,410	3,483	3,480	3,542
Bengkulu	6,740	6,242	6,423	6,616	6,909
Lampung	7,485	7,281	7,585	7,286	7,889
Kepulauan Bangka Belitung	6,745	6,046	6,238	6,345	7,013
Kepulauan Riau	12,589	12,355	11,987	12,249	12,557
Jawa Barat	7,783	8,795	8,704	8,535	8,332
Jawa Tengah	-	-	-	-	-
D.I. Yogyakarta	-	-	-	-	-
Jawa Timur	-	-	-	-	-
Banten	5,950	5,922	5,966	6,323	6,373
Bali	-	-	-	-	-
Nusa Tenggara Barat	-	-	-	-	-
Nusa Tenggara Timur	-	-	-	-	-
Kalimantan Barat	6,041	5,903	5,971	6,137	6,096
Kalimantan Tengah	6,795	6,643	6,751	7,021	6,965
Kalimantan Selatan	6,799	6,698	6,811	7,011	7,063
Kalimantan Timur	10,463	10,463	10,275	10,008	10,447
Sulawesi Utara	-	-	-	-	-
Sulawesi Tengah	-	-	-	-	-
Sulawesi Selatan	-	-	-	-	-
Sulawesi Tenggara	-	-	-	-	-
Gorontalo	-	-	-	-	-
Sulawesi Barat	-	-	-	-	-
Maluku	-	-	-	-	-
Maluku Utara	-	-	-	-	-
Papua Barat	-	-	-	-	-
Papua	-	-	-	-	-
Nasional/National	7,125	6,980	7,046	7,140	7,378

Tabel 3.5 **Harga Produsen Cengkeh Menurut Provinsi (Rp/Kg), 2014**
Table 3.5 **Producer Price of Clove by Province (Rp/Kg), 2014**

Provinsi <i>Province</i>	Januari <i>January</i>	Februari <i>February</i>	Maret <i>March</i>	April <i>April</i>
(1)	(2)	(3)	(4)	(5)
Aceh	37,310	37,310	36,786	37,280
Sumatera Utara	56,601	56,601	58,152	63,702
Sumatera Barat	39,178	40,898	39,405	39,605
Riau	-	-	-	-
Jambi	144,281	144,281	144,281	144,281
Sumatera Selatan	83,478	83,478	83,478	93,332
Bengkulu	74,920	74,920	73,464	72,406
Lampung	69,563	69,372	70,145	71,707
Kepulauan Bangka Belitung	50,000	50,000	50,000	50,000
Kepulauan Riau	72,939	72,497	76,137	74,421
Jawa Barat	80,619	80,637	87,264	88,555
Jawa Tengah	72,860	76,728	76,746	77,277
D.I. Yogyakarta	69,595	71,438	73,658	73,432
Jawa Timur	59,932	61,057	61,388	61,340
Banten	80,133	83,226	84,864	87,280
Bali	65,393	68,332	68,227	66,630
Nusa Tenggara Barat	-	-	-	-
Nusa Tenggara Timur	44,710	44,452	44,452	45,101
Kalimantan Barat	-	-	-	-
Kalimantan Tengah	-	-	-	-
Kalimantan Selatan	51,889	51,889	51,889	51,889
Kalimantan Timur	-	-	-	-
Sulawesi Utara	78,676	77,916	80,402	82,477
Sulawesi Tengah	79,631	80,362	81,790	81,420
Sulawesi Selatan	74,588	79,963	81,218	79,899
Sulawesi Tenggara	55,966	58,114	58,484	58,484
Gorontalo	75,651	77,610	77,610	78,592
Sulawesi Barat	51,897	54,941	56,650	57,896
Maluku	54,350	56,464	56,025	55,335
Maluku Utara	55,262	55,044	55,032	57,354
Papua Barat	43,656	43,656	43,656	43,656
Papua	-	-	-	-
Nasional/National	66,272	67,353	68,123	68,975

SUBSEKTOR TANAMAN PERKEBUNAN

Lanjutan Tabel/Continued Table 3.5

Provinsi Province	Mei May	Juni June	Juli July	Agustus August
(1)	(6)	(7)	(8)	(9)
Aceh	36,516	36,516	36,278	35,941
Sumatera Utara	60,738	62,525	64,664	61,500
Sumatera Barat	39,828	41,127	45,408	44,558
Riau	-	-	-	-
Jambi	144,281	144,281	144,281	144,281
Sumatera Selatan	83,478	79,194	82,428	82,428
Bengkulu	73,464	72,306	72,821	75,525
Lampung	74,044	70,708	68,951	68,581
Kepulauan Bangka Belitung	50,000	50,000	50,000	50,000
Kepulauan Riau	76,095	82,417	77,031	74,861
Jawa Barat	86,236	86,731	85,983	83,441
Jawa Tengah	77,337	82,890	86,519	92,404
D.I. Yogyakarta	76,017	75,363	75,757	71,881
Jawa Timur	62,202	63,045	64,027	64,050
Banten	89,062	90,382	88,330	85,739
Bali	69,106	69,480	69,252	67,907
Nusa Tenggara Barat	-	-	-	-
Nusa Tenggara Timur	43,828	45,444	45,483	46,112
Kalimantan Barat	-	-	-	-
Kalimantan Tengah	-	-	-	-
Kalimantan Selatan	51,889	51,889	51,889	51,889
Kalimantan Timur	-	-	-	-
Sulawesi Utara	81,726	82,118	84,185	83,161
Sulawesi Tengah	82,401	83,192	82,758	81,033
Sulawesi Selatan	82,701	80,467	80,842	81,585
Sulawesi Tenggara	58,484	58,484	59,252	57,691
Gorontalo	83,596	83,596	86,793	85,322
Sulawesi Barat	50,458	51,077	53,872	54,782
Maluku	55,487	55,559	56,220	57,373
Maluku Utara	58,492	59,353	59,162	59,528
Papua Barat	43,656	43,656	48,022	48,022
Papua	-	-	-	-
Nasional/National	68,889	69,300	70,008	69,600

Lanjutan Tabel/Continued Table 3.5

Provinsi <i>Province</i>	September <i>September</i>	Oktober <i>October</i>	November <i>November</i>	Desember <i>December</i>	Rata-rata <i>Average</i>
(1)	(10)	(11)	(12)	(13)	(14)
Aceh	37,109	37,398	36,463	35,502	36,701
Sumatera Utara	58,364	58,364	58,364	58,364	59,828
Sumatera Barat	42,041	42,154	42,825	47,244	42,022
Riau	-	-	-	-	-
Jambi	144,281	141,243	147,384	147,384	144,545
Sumatera Selatan	82,428	82,428	82,428	82,428	83,417
Bengkulu	76,144	76,144	76,894	76,894	74,659
Lampung	64,702	65,925	68,365	66,583	69,054
Kepulauan Bangka Belitung	50,000	50,000	50,000	50,000	50,000
Kepulauan Riau	71,945	68,151	69,797	66,770	73,588
Jawa Barat	80,861	81,350	79,959	79,805	83,453
Jawa Tengah	87,780	87,883	90,284	90,272	83,248
D.I. Yogyakarta	70,033	71,033	71,169	72,402	72,648
Jawa Timur	61,699	64,076	63,358	66,392	62,714
Banten	85,608	86,516	85,262	88,206	86,217
Bali	65,313	67,890	67,756	67,836	67,760
Nusa Tenggara Barat	-	-	-	-	-
Nusa Tenggara Timur	44,792	44,512	45,582	45,389	44,988
Kalimantan Barat	-	-	-	-	-
Kalimantan Tengah	-	-	-	-	-
Kalimantan Selatan	51,889	51,889	51,889	51,889	51,889
Kalimantan Timur	-	-	-	-	-
Sulawesi Utara	80,082	79,943	81,531	80,790	81,084
Sulawesi Tengah	79,559	77,588	81,159	81,053	80,995
Sulawesi Selatan	75,209	76,698	76,447	78,699	79,026
Sulawesi Tenggara	53,080	53,903	55,310	56,211	56,955
Gorontalo	82,265	91,463	94,848	95,988	84,444
Sulawesi Barat	54,370	52,285	51,794	51,298	53,443
Maluku	56,238	55,761	56,301	56,739	55,988
Maluku Utara	57,284	56,154	56,843	57,532	57,253
Papua Barat	48,022	48,022	48,022	48,022	45,839
Papua	-	-	-	-	-
Nasional/National	67,735	68,030	68,848	69,219	68,529

SUBSEKTOR TANAMAN PERKEBUNAN

Tabel 3.6 Harga Produsen Lada/Merica Menurut Provinsi (Rp/Kg), 2014
Table 3.6 Producer Price of Pepper by Province (Rp/Kg), 2014

Provinsi Province	Januari January	Februari February	Maret March	April April
<i>(1)</i>	<i>(2)</i>	<i>(3)</i>	<i>(4)</i>	<i>(5)</i>
Aceh	40,481	40,481	40,481	40,672
Sumatera Utara	57,009	57,009	54,772	60,000
Sumatera Barat	41,403	41,570	43,566	43,566
Riau	62,233	62,233	62,233	65,804
Jambi	-	-	-	-
Sumatera Selatan	46,649	46,649	46,698	44,284
Bengkulu	37,487	38,440	40,115	42,288
Lampung	58,332	56,899	58,936	58,570
Kepulauan Bangka Belitung	64,120	63,354	64,367	64,082
Kepulauan Riau	75,000	73,920	72,565	72,989
Jawa Barat	62,897	71,228	71,228	70,643
Jawa Tengah	41,585	43,587	44,481	42,845
D.I. Yogyakarta	77,500	77,500	77,500	77,500
Jawa Timur	58,145	58,145	58,145	58,145
Banten	54,781	55,466	58,774	60,610
Bali	-	-	-	-
Nusa Tenggara Barat	-	-	-	-
Nusa Tenggara Timur	52,941	52,941	52,941	52,941
Kalimantan Barat	62,806	63,085	61,352	63,829
Kalimantan Tengah	64,238	63,551	63,551	63,551
Kalimantan Selatan	64,151	64,151	64,151	64,151
Kalimantan Timur	56,003	56,781	56,320	57,956
Sulawesi Utara	-	-	-	-
Sulawesi Tengah	56,932	56,678	57,172	59,766
Sulawesi Selatan	64,934	62,643	61,732	62,339
Sulawesi Tenggara	53,818	53,424	52,411	52,837
Gorontalo	88,544	88,544	88,544	89,995
Sulawesi Barat	74,464	76,614	73,200	76,413
Maluku	-	-	-	-
Maluku Utara	100,000	100,000	100,000	100,000
Papua Barat	-	-	-	-
Papua	75,859	86,696	95,366	100,134
Nasional/National	61,243	61,984	62,331	63,304

Lanjutan Tabel/Continued Table 3.6

Provinsi <i>Province</i>	Mei <i>May</i>	Juni <i>June</i>	Juli <i>July</i>	Agustus <i>August</i>
(1)	(6)	(7)	(8)	(9)
Aceh	40,672	40,672	42,671	45,454
Sumatera Utara	69,821	66,238	62,450	71,151
Sumatera Barat	43,213	43,213	43,035	43,035
Riau	65,804	65,804	65,804	67,695
Jambi	-	-	-	-
Sumatera Selatan	45,708	46,822	48,712	50,285
Bengkulu	43,687	48,788	52,060	52,065
Lampung	58,814	59,913	62,018	67,424
Kepulauan Bangka Belitung	63,437	64,384	65,826	67,355
Kepulauan Riau	76,741	76,393	75,980	74,268
Jawa Barat	73,488	65,908	66,926	64,599
Jawa Tengah	47,636	44,383	47,072	47,899
D.I. Yogyakarta	77,500	77,500	77,500	77,500
Jawa Timur	58,145	58,145	58,145	58,145
Banten	60,824	59,261	63,436	63,197
Bali	-	-	-	-
Nusa Tenggara Barat	-	-	-	-
Nusa Tenggara Timur	54,392	54,392	54,392	56,066
Kalimantan Barat	62,772	64,709	64,709	69,538
Kalimantan Tengah	66,672	66,672	69,947	71,921
Kalimantan Selatan	64,151	64,151	64,151	64,151
Kalimantan Timur	57,336	56,351	60,668	64,035
Sulawesi Utara	-	-	-	-
Sulawesi Tengah	60,453	60,602	63,008	72,096
Sulawesi Selatan	68,324	69,277	69,932	74,653
Sulawesi Tenggara	52,565	54,487	55,198	56,688
Gorontalo	89,995	89,270	88,544	88,544
Sulawesi Barat	77,399	78,669	77,715	77,471
Maluku	-	-	-	-
Maluku Utara	100,000	100,000	100,000	100,000
Papua Barat	-	-	-	-
Papua	105,141	105,141	105,141	105,141
Nasional/National	64,796	64,659	65,578	67,322

Lanjutan Tabel/Continued Table 3.6

Provinsi <i>Province</i>	September <i>September</i>	Oktober <i>October</i>	November <i>November</i>	Desember <i>December</i>	Rata-rata <i>Average</i>
(1)	(10)	(11)	(12)	(13)	(14)
Aceh	48,363	48,363	46,631	50,314	43,771
Sumatera Utara	66,238	68,383	68,383	71,151	64,384
Sumatera Barat	43,035	52,470	49,737	55,327	45,264
Riau	67,695	67,695	67,695	69,532	65,852
Jambi	-	-	-	-	-
Sumatera Selatan	58,686	59,677	60,500	56,523	50,933
Bengkulu	52,411	58,252	63,664	62,509	49,314
Lampung	72,666	72,511	72,336	70,902	64,110
Kepulauan Bangka Belitung	69,549	70,320	72,097	74,270	66,930
Kepulauan Riau	76,094	76,904	77,572	77,083	75,459
Jawa Barat	64,446	62,112	69,242	79,179	68,491
Jawa Tengah	48,578	50,525	51,811	54,434	47,070
D.I. Yogyakarta	77,500	77,500	77,500	77,500	77,500
Jawa Timur	58,145	58,145	58,145	58,145	58,145
Banten	67,793	68,748	70,562	75,150	63,217
Bali	-	-	-	-	-
Nusa Tenggara Barat	-	-	-	-	-
Nusa Tenggara Timur	56,884	56,884	56,884	56,884	54,879
Kalimantan Barat	66,445	67,957	69,738	72,591	65,794
Kalimantan Tengah	73,676	75,137	75,137	75,137	69,099
Kalimantan Selatan	64,151	64,151	64,151	64,151	64,151
Kalimantan Timur	67,549	67,549	70,755	73,462	62,064
Sulawesi Utara	-	-	-	-	-
Sulawesi Tengah	86,902	86,253	86,253	86,815	69,411
Sulawesi Selatan	75,290	76,359	82,726	87,935	71,345
Sulawesi Tenggara	58,471	62,927	65,571	73,134	57,627
Gorontalo	88,544	87,068	87,068	87,068	88,477
Sulawesi Barat	84,351	84,351	86,327	86,327	79,442
Maluku	-	-	-	-	-
Maluku Utara	100,000	100,000	102,000	102,000	100,333
Papua Barat	-	-	-	-	-
Papua	105,141	105,141	105,141	117,267	100,942
Nasional/National	69,177	70,207	71,447	73,646	66,308

Tabel 3.7 **Harga Produsen Pala Menurut Provinsi (Rp/Kg), 2014**
Table 3.7 **Producer Price of Nutmeg by Province (Rp/Kg), 2014**

Provinsi <i>Province</i>	Januari <i>January</i>	Februari <i>February</i>	Maret <i>March</i>	April <i>April</i>
<i>(1)</i>	<i>(2)</i>	<i>(3)</i>	<i>(4)</i>	<i>(5)</i>
Aceh	43,354	48,096	49,454	48,096
Sumatera Utara	-	-	-	-
Sumatera Barat	72,250	74,542	74,542	74,542
Riau	-	-	-	-
Jambi	-	-	-	-
Sumatera Selatan	-	-	-	-
Bengkulu	39,791	37,798	37,798	37,798
Lampung	17,500	17,500	17,500	17,500
Kepulauan Bangka Belitung	-	-	-	-
Kepulauan Riau	-	-	-	-
Jawa Barat	59,713	60,659	59,247	61,447
Jawa Tengah	-	-	-	-
D.I. Yogyakarta	-	-	-	-
Jawa Timur	-	-	-	-
Banten	48,090	49,135	50,464	51,292
Bali	-	-	-	-
Nusa Tenggara Barat	-	-	-	-
Nusa Tenggara Timur	58,480	58,480	65,848	65,848
Kalimantan Barat	-	-	-	-
Kalimantan Tengah	-	-	-	-
Kalimantan Selatan	50,000	50,000	50,000	50,000
Kalimantan Timur	-	-	-	-
Sulawesi Utara	68,124	68,306	69,304	69,728
Sulawesi Tengah	76,669	77,049	80,804	80,804
Sulawesi Selatan	61,067	59,630	59,630	60,540
Sulawesi Tenggara	44,721	44,721	41,833	41,833
Gorontalo	55,539	55,539	55,539	55,539
Sulawesi Barat	52,915	52,915	56,695	56,695
Maluku	48,640	48,688	48,339	47,872
Maluku Utara	48,892	51,160	51,105	51,726
Papua Barat	52,531	55,157	55,157	55,157
Papua	110,000	110,000	114,000	114,000
Nasional/National	56,015	56,632	57,626	57,801

SUBSEKTOR TANAMAN PERKEBUNAN

Lanjutan Tabel/Continued Table 3.7

Provinsi Province	Mei May	Juni June	Juli July	Agustus August
<i>(1)</i>	<i>(6)</i>	<i>(7)</i>	<i>(8)</i>	<i>(9)</i>
Aceh	49,258	45,957	47,683	48,300
Sumatera Utara	-	-	-	-
Sumatera Barat	78,315	80,767	80,369	77,515
Riau	-	-	-	-
Jambi	-	-	-	-
Sumatera Selatan	-	-	-	-
Bengkulu	37,798	40,412	46,548	51,641
Lampung	17,500	17,500	17,500	17,500
Kepulauan Bangka Belitung	-	-	-	-
Kepulauan Riau	-	-	-	-
Jawa Barat	61,794	63,563	63,395	62,912
Jawa Tengah	-	-	-	-
D.I. Yogyakarta	-	-	-	-
Jawa Timur	-	-	-	-
Banten	51,103	47,440	51,103	51,941
Bali	-	-	-	-
Nusa Tenggara Barat	-	-	-	-
Nusa Tenggara Timur	65,848	65,848	65,848	69,843
Kalimantan Barat	-	-	-	-
Kalimantan Tengah	-	-	-	-
Kalimantan Selatan	50,000	50,000	50,000	50,000
Kalimantan Timur	-	-	-	-
Sulawesi Utara	70,280	68,042	67,726	66,357
Sulawesi Tengah	81,373	81,373	79,767	84,179
Sulawesi Selatan	60,540	58,675	53,019	50,298
Sulawesi Tenggara	48,543	48,543	45,063	46,798
Gorontalo	55,539	55,539	55,539	55,539
Sulawesi Barat	58,207	58,207	58,207	58,207
Maluku	48,126	49,434	48,543	48,448
Maluku Utara	51,359	52,088	53,287	53,080
Papua Barat	55,157	55,157	55,157	55,157
Papua	114,000	114,000	114,000	114,000
Nasional/National	58,597	58,475	58,486	58,984

Lanjutan Tabel/Continued Table 3.7

Provinsi <i>Province</i>	September <i>September</i>	Oktober <i>October</i>	November <i>November</i>	Desember <i>December</i>	Rata-rata <i>Average</i>
(1)	(10)	(11)	(12)	(13)	(14)
Aceh	46,500	45,648	43,697	42,643	46,557
Sumatera Utara	-	-	-	-	-
Sumatera Barat	73,865	71,997	65,062	60,501	73,689
Riau	-	-	-	-	-
Jambi	-	-	-	-	-
Sumatera Selatan	-	-	-	-	-
Bengkulu	51,641	51,641	51,641	51,641	44,679
Lampung	17,500	17,500	17,500	17,500	17,500
Kepulauan Bangka Belitung	-	-	-	-	-
Kepulauan Riau	-	-	-	-	-
Jawa Barat	64,016	66,358	60,481	54,604	61,516
Jawa Tengah	-	-	-	-	-
D.I. Yogyakarta	-	-	-	-	-
Jawa Timur	-	-	-	-	-
Banten	51,103	52,574	52,574	51,291	50,676
Bali	-	-	-	-	-
Nusa Tenggara Barat	-	-	-	-	-
Nusa Tenggara Timur	69,843	69,843	69,843	69,843	66,285
Kalimantan Barat	-	-	-	-	-
Kalimantan Tengah	-	-	-	-	-
Kalimantan Selatan	50,000	50,000	50,000	50,000	50,000
Kalimantan Timur	-	-	-	-	-
Sulawesi Utara	66,482	64,415	66,389	62,939	67,341
Sulawesi Tengah	81,643	78,974	72,130	77,700	79,372
Sulawesi Selatan	53,184	55,085	55,085	52,096	56,571
Sulawesi Tenggara	48,934	48,934	48,934	48,758	46,468
Gorontalo	55,539	55,539	55,539	55,539	55,539
Sulawesi Barat	58,207	56,695	57,451	58,963	56,947
Maluku	46,671	47,873	49,468	50,783	48,574
Maluku Utara	52,686	51,297	52,721	53,356	51,896
Papua Barat	55,157	55,157	57,915	57,915	55,398
Papua	114,000	114,000	114,000	114,000	113,333
Nasional/ <i>National</i>	58,721	58,529	57,802	57,226	57,908

SUBSEKTOR TANAMAN PERKEBUNAN

Tabel 3.8 Harga Produsen Biji Jambu Mete Menurut Provinsi (Rp/100 Kg), 2014
Table **3.8** **Producer Price of Cashew Nut by Province (Rp/100 Kg), 2014**

Provinsi <i>Province</i>	Januari <i>January</i>	Februari <i>February</i>	Maret <i>March</i>	April <i>April</i>
(1)	(2)	(3)	(4)	(5)
Aceh	-	-	-	-
Sumatera Utara	-	-	-	-
Sumatera Barat	-	-	-	-
Riau	-	-	-	-
Jambi	-	-	-	-
Sumatera Selatan	-	-	-	-
Bengkulu	-	-	-	-
Lampung	-	-	-	-
Kepulauan Bangka Belitung	-	-	-	-
Kepulauan Riau	-	-	-	-
Jawa Barat	-	-	-	-
Jawa Tengah	-	-	-	-
D.I. Yogyakarta	-	-	-	-
Jawa Timur	1,891,407	1,913,281	1,913,281	1,931,767
Banten	-	-	-	-
Bali	-	-	-	-
Nusa Tenggara Barat	710,312	710,312	740,825	751,467
Nusa Tenggara Timur	647,535	637,353	639,675	644,103
Kalimantan Barat	-	-	-	-
Kalimantan Tengah	-	-	-	-
Kalimantan Selatan	475,000	475,000	475,000	475,000
Kalimantan Timur	-	-	-	-
Sulawesi Utara	-	-	-	-
Sulawesi Tengah	573,366	571,959	571,959	607,797
Sulawesi Selatan	495,637	499,717	510,432	510,432
Sulawesi Tenggara	503,909	505,826	518,808	521,345
Gorontalo	1,465,511	1,465,511	1,465,511	1,465,511
Sulawesi Barat	-	-	-	-
Maluku	-	-	-	-
Maluku Utara	808,832	693,284	727,949	727,949
Papua Barat	-	-	-	-
Papua	-	-	-	-
Nasional/National	841,279	830,249	840,382	848,375

Lanjutan Tabel/Continued Table 3.8

Provinsi <i>Province</i>	Mei <i>May</i>	Juni <i>June</i>	Juli <i>July</i>	Agustus <i>August</i>
(1)	(6)	(7)	(8)	(9)
Aceh	-	-	-	-
Sumatera Utara	-	-	-	-
Sumatera Barat	-	-	-	-
Riau	-	-	-	-
Jambi	-	-	-	-
Sumatera Selatan	-	-	-	-
Bengkulu	-	-	-	-
Lampung	-	-	-	-
Kepulauan Bangka Belitung	-	-	-	-
Kepulauan Riau	-	-	-	-
Jawa Barat	-	-	-	-
Jawa Tengah	-	-	-	-
D.I. Yogyakarta	-	-	-	-
Jawa Timur	1,931,767	1,959,662	2,140,347	2,094,548
Banten	-	-	-	-
Bali	-	-	-	-
Nusa Tenggara Barat	687,257	687,257	715,790	758,639
Nusa Tenggara Timur	631,186	635,729	651,543	664,435
Kalimantan Barat	-	-	-	-
Kalimantan Tengah	-	-	-	-
Kalimantan Selatan	475,000	475,000	475,000	475,000
Kalimantan Timur	-	-	-	-
Sulawesi Utara	-	-	-	-
Sulawesi Tengah	643,635	643,635	660,814	723,885
Sulawesi Selatan	510,432	510,432	510,432	518,054
Sulawesi Tenggara	521,345	537,862	542,781	543,172
Gorontalo	1,388,379	1,388,379	1,388,379	1,388,379
Sulawesi Barat	-	-	-	-
Maluku	-	-	-	-
Maluku Utara	727,949	727,949	727,949	727,949
Papua Barat	-	-	-	-
Papua	-	-	-	-
Nasional/National	835,217	840,656	868,115	877,118

Lanjutan Tabel/Continued Table 3.8

Provinsi <i>Province</i>	September <i>September</i>	Oktober <i>October</i>	November <i>November</i>	Desember <i>December</i>	Rata-rata <i>Average</i>
(1)	(10)	(11)	(12)	(13)	(14)
Aceh	-	-	-	-	-
Sumatera Utara	-	-	-	-	-
Sumatera Barat	-	-	-	-	-
Riau	-	-	-	-	-
Jambi	-	-	-	-	-
Sumatera Selatan	-	-	-	-	-
Bengkulu	-	-	-	-	-
Lampung	-	-	-	-	-
Kepulauan Bangka Belitung	-	-	-	-	-
Kepulauan Riau	-	-	-	-	-
Jawa Barat	-	-	-	-	-
Jawa Tengah	-	-	-	-	-
D.I. Yogyakarta	-	-	-	-	-
Jawa Timur	2,117,674	2,125,043	2,169,229	2,184,039	2,031,004
Banten	-	-	-	-	-
Bali	-	-	-	-	-
Nusa Tenggara Barat	792,240	818,674	844,896	810,523	752,349
Nusa Tenggara Timur	697,291	692,520	716,998	800,729	671,591
Kalimantan Barat	-	-	-	-	-
Kalimantan Tengah	-	-	-	-	-
Kalimantan Selatan	475,000	475,000	475,000	475,000	475,000
Kalimantan Timur	-	-	-	-	-
Sulawesi Utara	-	-	-	-	-
Sulawesi Tengah	711,718	680,006	649,707	649,707	640,682
Sulawesi Selatan	510,432	510,432	510,432	564,103	513,414
Sulawesi Tenggara	537,921	538,030	620,153	620,153	542,609
Gorontalo	1,388,379	1,354,516	1,286,790	1,219,064	1,388,692
Sulawesi Barat	-	-	-	-	-
Maluku	-	-	-	-	-
Maluku Utara	727,949	727,949	727,949	727,949	731,800
Papua Barat	-	-	-	-	-
Papua	-	-	-	-	-
Nasional/National	884,289	880,241	889,017	894,585	860,794

Tabel 3.9 **Harga Produsen Sereh Menurut Provinsi (Rp/Kg), 2014**
Table 3.9 **Producer Price of Lemongrass by Province (Rp/Kg), 2014**

Provinsi <i>Province</i>	Januari <i>January</i>	Februari <i>February</i>	Maret <i>March</i>	April <i>April</i>
(1)	(2)	(3)	(4)	(5)
Aceh	-	-	-	-
Sumatera Utara	4,310	4,310	4,310	4,310
Sumatera Barat	5,000	5,000	5,000	5,000
Riau	-	-	-	-
Jambi	-	-	-	-
Sumatera Selatan	-	-	-	-
Bengkulu	-	-	-	-
Lampung	3,930	3,930	3,973	3,973
Kepulauan Bangka Belitung	-	-	-	-
Kepulauan Riau	-	-	-	-
Jawa Barat	3,050	3,050	3,050	3,452
Jawa Tengah	-	-	-	-
D.I. Yogyakarta	4,335	4,335	4,847	4,847
Jawa Timur	1,043	1,043	1,043	1,043
Banten	2,943	2,943	2,943	2,943
Bali	3,041	3,071	3,364	3,364
Nusa Tenggara Barat	-	-	-	-
Nusa Tenggara Timur	6,545	7,382	6,701	7,382
Kalimantan Barat	-	-	-	-
Kalimantan Tengah	14,142	14,142	14,142	14,142
Kalimantan Selatan	7,291	8,020	9,223	9,684
Kalimantan Timur	14,283	14,283	14,283	14,866
Sulawesi Utara	-	-	-	-
Sulawesi Tengah	5,922	5,922	6,625	6,625
Sulawesi Selatan	3,244	3,244	3,244	3,476
Sulawesi Tenggara	-	-	-	-
Gorontalo	-	-	-	-
Sulawesi Barat	4,802	4,802	4,802	4,802
Maluku	-	-	-	-
Maluku Utara	5,450	5,450	5,450	5,450
Papua Barat	10,994	10,691	10,691	10,691
Papua	4,997	5,725	5,937	5,937
Nasional/National	5,851	5,964	6,090	6,222

SUBSEKTOR TANAMAN PERKEBUNAN

Lanjutan Tabel/Continued Table 3.9

Provinsi Province	Mei May	Juni June	Juli July	Agustus August
<i>(1)</i>	<i>(6)</i>	<i>(7)</i>	<i>(8)</i>	<i>(9)</i>
Aceh	-	-	-	-
Sumatera Utara	4,445	4,310	4,051	4,051
Sumatera Barat	5,000	5,000	5,000	4,743
Riau	-	-	-	-
Jambi	-	-	-	-
Sumatera Selatan	-	-	-	-
Bengkulu	-	-	-	-
Lampung	3,973	4,005	4,045	4,151
Kepulauan Bangka Belitung	-	-	-	-
Kepulauan Riau	-	-	-	-
Jawa Barat	3,452	3,452	3,452	3,612
Jawa Tengah	-	-	-	-
D.I. Yogyakarta	4,847	4,198	4,847	5,419
Jawa Timur	1,205	1,205	1,189	1,189
Banten	2,943	2,943	2,943	3,162
Bali	3,364	3,757	3,885	3,885
Nusa Tenggara Barat	-	-	-	-
Nusa Tenggara Timur	6,701	6,701	6,641	6,641
Kalimantan Barat	-	-	-	-
Kalimantan Tengah	14,142	13,229	13,229	13,229
Kalimantan Selatan	10,168	10,168	10,168	10,168
Kalimantan Timur	14,866	14,866	14,866	14,866
Sulawesi Utara	-	-	-	-
Sulawesi Tengah	6,625	6,625	6,625	6,625
Sulawesi Selatan	3,476	3,476	3,533	3,476
Sulawesi Tenggara	-	-	-	-
Gorontalo	-	-	-	-
Sulawesi Barat	4,802	4,802	4,802	4,802
Maluku	-	-	-	-
Maluku Utara	5,450	5,450	5,450	5,450
Papua Barat	11,190	11,190	10,111	10,111
Papua	5,937	5,937	6,746	6,746
Nasional/National	6,255	6,184	6,199	6,240

Lanjutan Tabel/Continued Table 3.9

Provinsi <i>Province</i>	September <i>September</i>	Oktober <i>October</i>	November <i>November</i>	Desember <i>December</i>	Rata-rata <i>Average</i>
(1)	(10)	(11)	(12)	(13)	(14)
Aceh	-	-	-	-	-
Sumatera Utara	4,051	4,393	4,236	4,051	4,236
Sumatera Barat	5,477	5,477	6,325	7,071	5,341
Riau	-	-	-	-	-
Jambi	-	-	-	-	-
Sumatera Selatan	-	-	-	-	-
Bengkulu	-	-	-	-	-
Lampung	4,214	4,272	4,214	4,106	4,065
Kepulauan Bangka Belitung	-	-	-	-	-
Kepulauan Riau	-	-	-	-	-
Jawa Barat	3,612	3,612	4,283	4,283	3,530
Jawa Tengah	-	-	-	-	-
D.I. Yogyakarta	5,937	5,937	4,847	4,847	4,937
Jawa Timur	1,373	1,373	1,373	1,541	1,218
Banten	2,943	2,943	2,943	2,943	2,961
Bali	3,885	3,885	3,885	3,885	3,606
Nusa Tenggara Barat	-	-	-	-	-
Nusa Tenggara Timur	7,467	7,467	7,467	7,467	7,047
Kalimantan Barat	-	-	-	-	-
Kalimantan Tengah	13,831	13,452	13,654	13,654	13,749
Kalimantan Selatan	10,168	10,168	10,321	10,321	9,656
Kalimantan Timur	14,866	14,866	16,710	13,472	14,758
Sulawesi Utara	-	-	-	-	-
Sulawesi Tengah	6,625	6,625	6,625	7,398	6,572
Sulawesi Selatan	3,356	3,446	3,644	4,333	3,496
Sulawesi Tenggara	-	-	-	-	-
Gorontalo	-	-	-	-	-
Sulawesi Barat	4,458	4,458	4,458	4,458	4,687
Maluku	-	-	-	-	-
Maluku Utara	5,450	5,450	5,450	6,055	5,500
Papua Barat	10,111	10,111	10,111	9,563	10,464
Papua	7,572	7,572	7,572	7,572	6,521
Nasional/National	6,411	6,417	6,562	6,501	6,241

Tabel 3.10 Harga Produsen Kemiri Menurut Provinsi (Rp/Kg), 2014
Table 3.10 *Producer Price of Candlenut by Province (Rp/Kg), 2014*

Provinsi <i>Province</i>	Januari <i>January</i>	Februari <i>February</i>	Maret <i>March</i>	April <i>April</i>
(1)	(2)	(3)	(4)	(5)
Aceh	13,339	13,777	13,844	14,004
Sumatera Utara	27,386	26,233	24,349	24,215
Sumatera Barat	11,457	12,281	12,281	12,049
Riau	30,000	30,000	30,000	30,000
Jambi	23,604	23,604	23,604	23,604
Sumatera Selatan	13,734	12,353	12,040	12,040
Bengkulu	31,024	32,010	33,552	31,685
Lampung	16,858	16,353	16,615	16,615
Kepulauan Bangka Belitung	22,583	22,583	22,583	22,583
Kepulauan Riau	-	-	-	-
Jawa Barat	-	-	-	-
Jawa Tengah	30,000	28,000	28,000	30,000
D.I. Yogyakarta	-	-	-	-
Jawa Timur	-	-	-	-
Banten	-	-	-	-
Bali	29,057	29,057	29,057	27,395
Nusa Tenggara Barat	10,585	10,585	10,585	10,645
Nusa Tenggara Timur	10,897	11,078	10,603	10,773
Kalimantan Barat	-	-	-	-
Kalimantan Tengah	17,065	18,349	18,349	18,596
Kalimantan Selatan	19,233	19,233	19,233	19,233
Kalimantan Timur	-	-	-	-
Sulawesi Utara	24,298	24,298	26,617	25,251
Sulawesi Tengah	26,306	25,810	26,152	26,152
Sulawesi Selatan	16,956	19,296	20,569	21,765
Sulawesi Tenggara	25,324	24,661	24,534	25,172
Gorontalo	15,220	15,321	15,104	15,744
Sulawesi Barat	23,373	22,986	22,986	24,738
Maluku	-	-	-	-
Maluku Utara	30,299	30,299	30,299	30,299
Papua Barat	-	-	-	-
Papua	28,000	29,121	27,665	27,665
Nasional/National	21,591	21,621	21,679	21,749

Lanjutan Tabel/Continued Table 3 .10

Provinsi <i>Province</i>	Mei <i>May</i>	Juni <i>June</i>	Juli <i>July</i>	Agustus <i>August</i>
(1)	(6)	(7)	(8)	(9)
Aceh	15,697	17,380	17,607	17,531
Sumatera Utara	23,439	24,920	24,255	25,771
Sumatera Barat	12,645	12,305	12,867	12,867
Riau	30,000	30,000	30,000	30,000
Jambi	23,604	23,604	23,604	23,604
Sumatera Selatan	12,040	11,422	11,422	11,979
Bengkulu	31,685	34,555	32,057	31,224
Lampung	16,556	16,622	16,716	16,679
Kepulauan Bangka Belitung	22,583	22,583	22,583	22,583
Kepulauan Riau	-	-	-	-
Jawa Barat	-	-	-	-
Jawa Tengah	30,000	30,000	34,000	34,000
D.I. Yogyakarta	-	-	-	-
Jawa Timur	-	-	-	-
Banten	-	-	-	-
Bali	27,395	27,395	25,989	25,989
Nusa Tenggara Barat	10,645	10,645	10,871	11,711
Nusa Tenggara Timur	10,908	11,167	11,366	11,498
Kalimantan Barat	-	-	-	-
Kalimantan Tengah	18,596	18,596	18,596	18,596
Kalimantan Selatan	19,233	19,233	19,233	19,233
Kalimantan Timur	-	-	-	-
Sulawesi Utara	25,251	25,251	26,484	26,484
Sulawesi Tengah	26,030	26,196	26,030	25,399
Sulawesi Selatan	22,169	22,869	23,088	22,517
Sulawesi Tenggara	25,041	24,963	24,890	24,739
Gorontalo	15,814	15,939	16,215	16,215
Sulawesi Barat	24,564	24,866	23,098	23,098
Maluku	-	-	-	-
Maluku Utara	30,299	30,299	34,124	34,124
Papua Barat	-	-	-	-
Papua	27,665	27,665	26,245	24,550
Nasional/National	21,820	22,107	22,232	22,191

SUBSEKTOR TANAMAN PERKEBUNAN

Lanjutan Tabel/Continued Table 3.10

Provinsi Province	September September	Oktober October	November November	Desember December	Rata-rata Average
(1)	(10)	(11)	(12)	(13)	(14)
Aceh	17,531	18,072	17,365	17,565	16,143
Sumatera Utara	26,232	27,180	28,168	30,061	26,017
Sumatera Barat	13,133	12,610	13,725	13,466	12,641
Riau	30,000	30,741	30,741	32,433	30,326
Jambi	23,604	23,604	23,604	23,604	23,604
Sumatera Selatan	11,979	11,979	11,979	11,979	12,079
Bengkulu	32,680	35,030	33,341	32,463	32,609
Lampung	17,054	17,145	17,199	16,961	16,781
Kepulauan Bangka Belitung	22,583	22,583	22,583	22,583	22,583
Kepulauan Riau	-	-	-	-	-
Jawa Barat	-	-	-	-	-
Jawa Tengah	34,000	32,000	32,500	32,500	31,250
D.I. Yogyakarta	-	-	-	-	-
Jawa Timur	-	-	-	-	-
Banten	-	-	-	-	-
Bali	25,989	25,989	25,989	25,989	27,107
Nusa Tenggara Barat	11,211	10,934	12,293	11,372	11,007
Nusa Tenggara Timur	12,302	12,112	11,601	11,914	11,352
Kalimantan Barat	-	-	-	-	-
Kalimantan Tengah	17,128	17,128	17,128	17,128	17,938
Kalimantan Selatan	19,233	19,233	19,651	19,651	19,302
Kalimantan Timur	-	-	-	-	-
Sulawesi Utara	26,484	26,484	26,484	29,011	26,033
Sulawesi Tengah	25,399	25,399	26,991	25,148	25,918
Sulawesi Selatan	23,495	21,742	22,106	22,576	21,596
Sulawesi Tenggara	24,890	26,164	27,762	32,174	25,859
Gorontalo	16,141	15,693	15,820	15,490	15,726
Sulawesi Barat	22,996	28,164	28,547	27,805	24,768
Maluku	-	-	-	-	-
Maluku Utara	34,124	34,124	34,124	34,124	32,211
Papua Barat	-	-	-	-	-
Papua	24,550	24,550	24,550	24,550	26,398
Nasional/National	22,293	22,550	22,793	23,067	22,141

Tabel 3.11 **Harga Produsen Kelapa Sawit Menurut Provinsi (Rp/100 Kg), 2014**
Table 3.11 **Producer Price of Palm Oil by Province (Rp/100 Kg), 2014**

Provinsi <i>Province</i>	Januari <i>January</i>	Februari <i>February</i>	Maret <i>March</i>	April <i>April</i>
<i>(1)</i>	<i>(2)</i>	<i>(3)</i>	<i>(4)</i>	<i>(5)</i>
Aceh	97,026	98,986	103,784	103,387
Sumatera Utara	252,027	256,344	277,990	269,848
Sumatera Barat	234,859	237,347	246,008	230,350
Riau	159,253	162,850	170,770	170,119
Jambi	158,500	171,700	186,076	177,932
Sumatera Selatan	131,727	134,105	132,577	138,082
Bengkulu	127,671	133,573	138,151	132,597
Lampung	164,407	176,159	179,995	181,800
Kepulauan Bangka Belitung	202,579	207,669	218,004	220,656
Kepulauan Riau	-	-	-	-
Jawa Barat	-	-	-	-
Jawa Tengah	-	-	-	-
D.I. Yogyakarta	-	-	-	-
Jawa Timur	-	-	-	-
Banten	120,365	106,585	106,585	108,494
Bali	-	-	-	-
Nusa Tenggara Barat	-	-	-	-
Nusa Tenggara Timur	-	-	-	-
Kalimantan Barat	129,513	131,618	133,922	134,240
Kalimantan Tengah	121,170	122,469	127,034	126,736
Kalimantan Selatan	102,440	106,036	112,741	115,192
Kalimantan Timur	152,031	157,216	160,053	164,925
Sulawesi Utara	-	-	-	-
Sulawesi Tengah	-	-	-	-
Sulawesi Selatan	110,346	115,480	116,790	117,519
Sulawesi Tenggara	-	-	-	-
Gorontalo	-	-	-	-
Sulawesi Barat	125,137	127,858	134,845	137,531
Maluku	-	-	-	-
Maluku Utara	-	-	-	-
Papua Barat	97,476	97,240	98,586	99,824
Papua	68,776	78,436	75,334	81,144
Nasional/National	141,961	145,648	151,069	150,576

SUBSEKTOR TANAMAN PERKEBUNAN

Lanjutan Tabel/Continued Table 3.11

Provinsi Province	Mei May	Juni June	Juli July	Agustus August
(1)	(6)	(7)	(8)	(9)
Aceh	101,040	100,439	100,580	94,252
Sumatera Utara	267,827	263,932	241,911	229,497
Sumatera Barat	234,436	226,822	224,659	218,041
Riau	167,629	163,500	157,749	147,980
Jambi	173,108	173,440	175,476	163,859
Sumatera Selatan	141,022	146,704	145,525	146,684
Bengkulu	129,310	127,598	130,025	124,986
Lampung	184,102	181,105	181,065	168,176
Kepulauan Bangka Belitung	222,920	227,238	234,326	229,655
Kepulauan Riau	-	-	-	-
Jawa Barat	-	-	-	-
Jawa Tengah	-	-	-	-
D.I. Yogyakarta	-	-	-	-
Jawa Timur	-	-	-	-
Banten	108,494	103,415	110,946	107,383
Bali	-	-	-	-
Nusa Tenggara Barat	-	-	-	-
Nusa Tenggara Timur	-	-	-	-
Kalimantan Barat	136,022	135,008	130,894	127,755
Kalimantan Tengah	126,736	125,145	126,732	130,227
Kalimantan Selatan	116,771	119,117	119,117	118,260
Kalimantan Timur	162,757	165,355	161,480	157,051
Sulawesi Utara	-	-	-	-
Sulawesi Tengah	-	-	-	-
Sulawesi Selatan	119,446	120,368	123,296	136,729
Sulawesi Tenggara	-	-	-	-
Gorontalo	-	-	-	-
Sulawesi Barat	148,662	146,345	148,987	147,783
Maluku	-	-	-	-
Maluku Utara	-	-	-	-
Papua Barat	107,643	103,369	96,484	95,820
Papua	70,903	73,030	66,314	74,816
Nasional/National	151,046	150,107	148,643	145,497

Lanjutan Tabel/Continued Table 3.11

Provinsi <i>Province</i>	September <i>September</i>	Oktober <i>October</i>	November <i>November</i>	Desember <i>December</i>	Rata-rata <i>Average</i>
(1)	(10)	(11)	(12)	(13)	(14)
Aceh	90,135	93,978	100,130	98,372	98,509
Sumatera Utara	223,923	243,730	257,506	255,114	253,304
Sumatera Barat	205,335	219,062	235,316	239,465	229,308
Riau	145,062	155,081	160,705	155,616	159,693
Jambi	158,285	163,621	167,416	169,125	169,878
Sumatera Selatan	135,255	131,879	137,621	137,321	138,208
Bengkulu	111,520	120,556	123,168	122,456	126,801
Lampung	161,160	157,417	163,787	165,285	172,038
Kepulauan Bangka Belitung	223,882	221,675	218,310	222,725	220,803
Kepulauan Riau	-	-	-	-	-
Jawa Barat	-	-	-	-	-
Jawa Tengah	-	-	-	-	-
D.I. Yogyakarta	-	-	-	-	-
Jawa Timur	-	-	-	-	-
Banten	107,383	103,395	111,451	111,451	108,829
Bali	-	-	-	-	-
Nusa Tenggara Barat	-	-	-	-	-
Nusa Tenggara Timur	-	-	-	-	-
Kalimantan Barat	124,339	121,803	126,019	131,834	130,247
Kalimantan Tengah	130,677	128,688	132,326	121,634	126,631
Kalimantan Selatan	116,743	116,002	118,347	118,347	114,926
Kalimantan Timur	154,332	147,494	144,361	141,998	155,754
Sulawesi Utara	-	-	-	-	-
Sulawesi Tengah	-	-	-	-	-
Sulawesi Selatan	125,263	121,995	119,889	128,775	121,325
Sulawesi Tenggara	-	-	-	-	-
Gorontalo	-	-	-	-	-
Sulawesi Barat	147,536	135,881	128,247	128,701	138,126
Maluku	-	-	-	-	-
Maluku Utara	-	-	-	-	-
Papua Barat	97,151	91,985	95,302	95,156	98,003
Papua	72,266	79,492	71,543	71,543	73,633
Nasional/National	140,569	141,874	145,080	145,273	146,445

SUBSEKTOR TANAMAN PERKEBUNAN

Tabel 3.12 Harga Produsen Pinang Menurut Provinsi (Rp/100 Kg), 2014
Table 3.12 Producer Price of Areca Nut by Province (Rp/100 Kg), 2014

Provinsi <i>Province</i>	Januari <i>January</i>	Februari <i>February</i>	Maret <i>March</i>	April <i>April</i>
<i>(1)</i>	<i>(2)</i>	<i>(3)</i>	<i>(4)</i>	<i>(5)</i>
Aceh	398,016	406,821	409,158	456,352
Sumatera Utara	230,237	228,731	241,494	267,547
Sumatera Barat	427,085	452,900	468,476	536,353
Riau	422,976	457,332	489,739	528,211
Jambi	370,994	366,073	374,547	386,550
Sumatera Selatan	340,000	315,628	293,003	308,452
Bengkulu	277,492	301,865	314,789	338,452
Lampung	325,203	325,203	344,463	354,757
Kepulauan Bangka Belitung	-	-	-	-
Kepulauan Riau	-	-	-	-
Jawa Barat	96,000	105,600	105,600	105,600
Jawa Tengah	100,000	100,000	100,000	100,000
D.I. Yogyakarta	-	-	-	-
Jawa Timur	320,000	320,000	320,000	320,000
Banten	367,140	367,140	367,140	367,140
Bali	-	-	-	-
Nusa Tenggara Barat	315,039	315,039	315,039	315,039
Nusa Tenggara Timur	840,018	840,018	840,018	840,018
Kalimantan Barat	244,089	244,089	244,089	244,089
Kalimantan Tengah	309,432	306,898	307,519	304,895
Kalimantan Selatan	627,140	627,140	627,140	627,140
Kalimantan Timur	-	-	-	-
Sulawesi Utara	-	-	-	-
Sulawesi Tengah	-	-	-	-
Sulawesi Selatan	-	-	-	-
Sulawesi Tenggara	-	-	-	-
Gorontalo	-	-	-	-
Sulawesi Barat	-	-	-	-
Maluku	-	-	-	-
Maluku Utara	505,675	505,675	505,675	505,675
Papua Barat	315,826	309,047	326,873	355,921
Papua	728,337	709,299	716,432	742,383
Nasional/National	378,035	380,225	385,560	400,229

Lanjutan Tabel/Continued Table 3.12

Provinsi <i>Province</i>	Mei <i>May</i>	Juni <i>June</i>	Juli <i>July</i>	Agustus <i>August</i>
(1)	(6)	(7)	(8)	(9)
Aceh	446,385	486,960	496,161	495,675
Sumatera Utara	253,973	268,761	286,302	317,779
Sumatera Barat	567,777	671,144	742,564	808,909
Riau	572,756	643,864	694,926	721,065
Jambi	429,650	476,841	490,062	563,927
Sumatera Selatan	308,452	308,452	308,452	295,024
Bengkulu	361,710	378,378	426,021	439,372
Lampung	350,370	371,120	379,024	379,024
Kepulauan Bangka Belitung	-	-	-	-
Kepulauan Riau	-	-	-	-
Jawa Barat	105,600	105,600	105,600	105,600
Jawa Tengah	100,000	100,000	100,000	100,000
D.I. Yogyakarta	-	-	-	-
Jawa Timur	320,000	320,000	320,000	320,000
Banten	367,140	367,140	367,140	367,140
Bali	-	-	-	-
Nusa Tenggara Barat	315,039	315,039	353,620	353,620
Nusa Tenggara Timur	798,593	806,471	810,444	829,151
Kalimantan Barat	244,089	294,934	294,934	309,330
Kalimantan Tengah	304,895	304,895	302,637	302,637
Kalimantan Selatan	627,140	627,140	627,140	627,140
Kalimantan Timur	-	-	-	-
Sulawesi Utara	-	-	-	-
Sulawesi Tengah	-	-	-	-
Sulawesi Selatan	-	-	-	-
Sulawesi Tenggara	-	-	-	-
Gorontalo	-	-	-	-
Sulawesi Barat	-	-	-	-
Maluku	-	-	-	-
Maluku Utara	505,675	505,675	505,675	505,675
Papua Barat	355,921	364,504	369,399	364,504
Papua	719,168	729,918	750,564	732,184
Nasional/National	402,717	422,342	436,533	446,888

SUBSEKTOR TANAMAN PERKEBUNAN

Lanjutan Tabel/Continued Table 3.12

Provinsi Province	September September	Oktober October	November November	Desember December	Rata-rata Average
(1)	(10)	(11)	(12)	(13)	(14)
Aceh	481,868	488,616	473,510	460,227	458,312
Sumatera Utara	316,967	316,955	313,816	321,258	280,318
Sumatera Barat	774,629	752,749	692,534	706,547	633,472
Riau	731,158	710,566	710,221	713,501	616,360
Jambi	576,906	564,146	528,580	545,139	472,785
Sumatera Selatan	308,452	308,452	311,363	323,830	310,797
Bengkulu	597,936	584,463	584,202	554,633	429,943
Lampung	420,838	497,062	489,470	450,591	390,594
Kepulauan Bangka Belitung	-	-	-	-	-
Kepulauan Riau	-	-	-	-	-
Jawa Barat	105,600	105,600	105,600	105,600	104,800
Jawa Tengah	100,000	100,000	100,000	100,000	100,000
D.I. Yogyakarta	-	-	-	-	-
Jawa Timur	320,000	320,000	320,000	320,000	320,000
Banten	367,140	367,140	367,140	367,140	367,140
Bali	-	-	-	-	-
Nusa Tenggara Barat	424,675	424,675	424,675	482,195	362,808
Nusa Tenggara Timur	907,773	907,773	977,446	1,066,613	872,028
Kalimantan Barat	309,330	309,330	309,330	309,330	279,747
Kalimantan Tengah	302,683	302,394	301,101	300,171	304,180
Kalimantan Selatan	627,140	627,140	627,140	627,140	627,140
Kalimantan Timur	-	-	-	-	-
Sulawesi Utara	-	-	-	-	-
Sulawesi Tengah	-	-	-	-	-
Sulawesi Selatan	-	-	-	-	-
Sulawesi Tenggara	-	-	-	-	-
Gorontalo	-	-	-	-	-
Sulawesi Barat	-	-	-	-	-
Maluku	-	-	-	-	-
Maluku Utara	505,675	505,675	505,675	559,621	510,170
Papua Barat	364,504	364,504	370,961	370,961	352,744
Papua	732,184	732,184	753,171	762,198	734,002
Nasional/National	463,773	464,471	463,297	472,335	426,367

DATA

Mencerdaskan Bangsa

MENCERDASKAN BANGSA

DATA



BADAN PUSAT STATISTIK

Jln. Dr. Sutomo No. 6-8, Kotak Pos 1003, Jakarta - 10010

Telepon : 3841195 , 3842508, 3810291-5

telex : 45159, 45169, 45375, 45385

Fax : 385 7046, email : bpsHQ@bps.go.id

Homepage : <http://www.bps.go.id>

