



Katalog BPS : 7203001

Statistik Keuangan Pemerintah Desa

Financial Statistics of Village Government

2014



BADAN PUSAT STATISTIK

Statistik Keuangan Pemerintah Desa

Financial Statistics of Village Government

2014



STATISTIK KEUANGAN PEMERINTAH DESA 2014

Financial Statistics of Village Government 2014

ISSN: 0126-6828

No. Publikasi/Publication Number: 06310.1503

Katalog BPS/BPS Catalogue: 7203001

Ukuran Buku/Book Size: 29,7 cm x 21 cm

Naskah/Manuscript:

Subdirektorat Statistik Keuangan

Subdirectorate of Financial Statistics

Gambar Kulit/Cover Design:

Subdirektorat Publikasi dan Kompilasi Statistik

Subdirectorate of Statistical Compilation and Publication

Diterbitkan oleh/Published by:

Badan Pusat Statistik, Jakarta-Indonesia

BPS-Statistics Indonesia

Dicetak oleh/Printed by:

Boleh dikutip dengan menyebut sumbernya

May be cited with reference to the source

<http://www.bps.go.id>

KATA PENGANTAR

Publikasi Statistik Keuangan Pemerintah Desa 2014 merupakan publikasi tahunan yang disusun dan diterbitkan oleh Badan Pusat Statistik (BPS) untuk memenuhi kebutuhan akan data statistik keuangan desa.

Data yang disajikan dalam publikasi ini mencakup Realisasi Pendapatan dan Belanja Pemerintah Desa di seluruh Indonesia selama 2013, dan Anggaran Pendapatan dan Belanja Desa (APB Desa) 2014. Data tersebut merupakan hasil pengolahan dari Survei Statistik Keuangan Desa yang dilaksanakan terhadap responden desa terpilih pada 2014.

Kami menyadari bahwa informasi yang disajikan dalam publikasi ini masih jauh dari kebutuhan para pemakai data, baik dari segi kecepatan penyajiannya maupun dari cakupan data/informasi. Untuk itu bantuan dan kerjasama dari berbagai instansi terutama Kepala Desa perlu ditingkatkan agar data yang disajikan pada publikasi mendatang menjadi lebih baik, lengkap, dan akurat.

Kami menyampaikan terimakasih kepada semua pihak yang telah membantu dalam penyediaan data sehingga publikasi ini dapat disajikan. Akhirnya, saran konstruktif dari semua pihak sangat diharapkan untuk penyempurnaan publikasi sejenis pada masa yang akan datang.

Jakarta, Juni 2015

Kepala Badan Pusat Statistik



Dr. Suryamin, M.Sc.

PREFACE

Financial Statistics of Village Government 2014 is an annual publication that compiled and published by BPS-Statistics Indonesia, in order to meet the demand for village financial statistics in Indonesia.

The data and information presented in this publication contain the actual revenue and expenditure of Village Government throughout Indonesia in 2013 and their budget (APB Desa) in 2014. The presented data are the results of survey on Village Financial Statistics at selected villages conducted in 2014.

We realize that the published data may far from perfect to meet all users' needs due to the limitation of information in the fields. We do hope, however, through close cooperation among the agencies involved, especially the Chief of Villages, the future data will be more complete and accurate.

Sincerely thanks and appreciate to all agency contributions, hence this publication could be published. Finally, suggestion and comment for improving future publication from all parties will be appreciated.

Jakarta, June 2015

BPS-Statistics Indonesia



Dr. Suryamin, M.Sc.

Chief Statistician

DAFTAR ISI - CONTENTS

	Halaman Page
Kata Pengantar/ <i>Preface</i>	iii
Daftar Isi/ <i>Contents</i>	v
I. Penjelasan Umum/ <i>General Explanation</i>	ix
II. Ulasan Ringkas/ <i>Brief Description</i>	xix

Tabel **Table**

1. Realisasi Pendapatan dan Belanja Pemerintah Desa Seluruh Indonesia menurut Provinsi, 2013 / <i>Actual Revenue and Expenditure of Village Government Throughout Indonesia by Province, 2013</i>	3
2. Anggaran Pendapatan dan Belanja Pemerintah Desa Seluruh Indonesia menurut Provinsi, 2014 / <i>Revenue and Expenditure Budget of Village Government Throughout Indonesia by Province, 2014</i>	4
3. Realisasi Pendapatan dan Belanja Pemerintah Desa Seluruh Indonesia, 2013-2014 / <i>Actual Revenue and Expenditure of Village Government Throughout Indonesia, 2013-2014</i>	5
4. Realisasi Pendapatan dan Belanja Pemerintah Desa Seluruh Provinsi Aceh, 2013-2014 / <i>Actual Revenue and Expenditure of Village Government Throughout Aceh Province, 2013-2014</i>	9
5. Realisasi Pendapatan dan Belanja Pemerintah Desa Seluruh Provinsi Sumatera Utara, 2013-2014 / <i>Actual Revenue and Expenditure of Village Government Throughout Sumatera Utara Province, 2013-2014</i>	35
6. Realisasi Pendapatan dan Belanja Pemerintah Desa Seluruh Provinsi Sumatera Barat, 2013-2014 / <i>Actual Revenue and Expenditure of Village Government Throughout Sumatera Barat Province, 2013-2014</i>	67
7. Realisasi Pendapatan dan Belanja Pemerintah Desa Seluruh Provinsi Riau, 2013-2014 / <i>Actual Revenue and Expenditure of Village Government Throughout Riau Province, 2013-2014</i>	85
8. Realisasi Pendapatan dan Belanja Pemerintah Desa Seluruh Provinsi Jambi, 2013-2014 / <i>Actual Revenue and Expenditure of Village Government Throughout Jambi Province, 2013-2014</i>	99

9. Realisasi Pendapatan dan Belanja Pemerintah Desa Seluruh Provinsi Sumatera Selatan, 2013-2014 / <i>Actual Revenue and Expenditure of Village Government Throughout Sumatera Selatan Province, 2013-2014</i>	113
10. Realisasi Pendapatan dan Belanja Pemerintah Desa Seluruh Provinsi Bengkulu, 2013-2014 / <i>Actual Revenue and Expenditure of Village Government Throughout Bengkulu Province, 2013-2014</i>	129
11. Realisasi Pendapatan dan Belanja Pemerintah Desa Seluruh Provinsi Lampung, 2013-2014 / <i>Actual Revenue and Expenditure of Village Government Throughout Lampung Province, 2013-2014</i>	143
12. Realisasi Pendapatan dan Belanja Pemerintah Desa Seluruh Provinsi Kepulauan Bangka Belitung, 2013-2014 / <i>Actual Revenue and Expenditure of Village Government Throughout Kepulauan Bangka Belitung Province, 2013-2014</i>	159
13. Realisasi Pendapatan dan Belanja Pemerintah Desa Seluruh Provinsi Kepulauan Riau, 2013-2014 / <i>Actual Revenue and Expenditure of Village Government Throughout Kepulauan Riau Province, 2013-2014</i>	171
14. Realisasi Pendapatan dan Belanja Pemerintah Desa Seluruh Provinsi Jawa Barat, 2013-2014 / <i>Actual Revenue and Expenditure of Village Government Throughout Jawa Barat Province, 2013-2014</i>	181
15. Realisasi Pendapatan dan Belanja Pemerintah Desa Provinsi Jawa Tengah, 2013-2014 / <i>Actual Revenue and Expenditure of Village Government Throughout Jawa Tengah Province, 2013-2014</i>	203
16. Realisasi Pendapatan dan Belanja Pemerintah Desa Seluruh Provinsi DI Yogyakarta, 2013-2014 / <i>Actual Revenue and Expenditure of Village Government Throughout DI Yogyakarta Province, 2013-2014</i>	237
17. Realisasi Pendapatan dan Belanja Pemerintah Desa Seluruh Provinsi Jawa Timur, 2013-2014 / <i>Actual Revenue and Expenditure of Village Government Throughout Jawa Timur Province, 2013-2014</i>	245
18. Realisasi Pendapatan dan Belanja Pemerintah Desa Seluruh Provinsi Banten, 2013-2014 / <i>Actual Revenue and Expenditure of Village Government Throughout Banten Province, 2013-2014</i>	279
19. Realisasi Pendapatan dan Belanja Pemerintah Desa Seluruh Provinsi Bali, 2013-2014 / <i>Actual Revenue and Expenditure of Village Government Throughout Bali Province, 2013-2014</i>	289

20. Realisasi Pendapatan dan Belanja Pemerintah Desa Seluruh Provinsi Nusa Tenggara Barat, 2013-2014 / <i>Actual Revenue and Expenditure of Village Government Throughout Nusa Tenggara Barat Province, 2013-2014</i>	303
21. Realisasi Pendapatan dan Belanja Pemerintah Desa Seluruh Provinsi Nusa Tenggara Timur, 2013-2014 / <i>Actual Revenue and Expenditure of Village Government Throughout Nusa Tenggara Timur Province, 2013-2014</i>	315
22. Realisasi Pendapatan dan Belanja Pemerintah Desa Seluruh Provinsi Kalimantan Barat, 2013-2014 / <i>Actual Revenue and Expenditure of Village Government Throughout Kalimantan Barat Province, 2013-2014</i>	339
23. Realisasi Pendapatan dan Belanja Pemerintah Desa Seluruh Provinsi Kalimantan Tengah, 2013-2014 / <i>Actual Revenue and Expenditure of Village Government Throughout Kalimantan Tengah Province, 2013-2014</i>	355
24. Realisasi Pendapatan dan Belanja Pemerintah Desa Seluruh Provinsi Kalimantan Selatan, 2013-2014 / <i>Actual Revenue and Expenditure of Village Government Throughout Kalimantan Selatan Province, 2013-2014</i>	373
25. Realisasi Pendapatan dan Belanja Pemerintah Desa Seluruh Provinsi Kalimantan Timur, 2013-2014 / <i>Actual Revenue and Expenditure of Village Government Throughout Kalimantan Timur Province, 2013-2014</i>	389
26. Realisasi Pendapatan dan Belanja Pemerintah Desa Seluruh Provinsi Kalimantan Utara, 2013-2014 / <i>Actual Revenue and Expenditure of Village Government Throughout Kalimantan Utara Province, 2013-2014</i>	399
27. Realisasi Pendapatan dan Belanja Pemerintah Desa Seluruh Provinsi Sulawesi Utara, 2013-2014 / <i>Actual Revenue and Expenditure of Village Government Throughout Sulawesi Utara Province, 2013-2014</i>	407
28. Realisasi Pendapatan dan Belanja Pemerintah Desa Seluruh Provinsi Sulawesi Tengah, 2013-2014 / <i>Actual Revenue and Expenditure of Village Government Throughout Sulawesi Tengah Province, 2013-2014</i>	425
29. Realisasi Pendapatan dan Belanja Pemerintah Desa Seluruh Provinsi Sulawesi Selatan, 2013-2014 / <i>Actual Revenue and Expenditure of Village Government Throughout Sulawesi Selatan Province, 2013-2014</i>	439
30. Realisasi Pendapatan dan Belanja Pemerintah Desa Seluruh Provinsi Sulawesi Tenggara, 2013-2014 / <i>Actual Revenue and Expenditure of Village Government Throughout Sulawesi Tenggara Province, 2013-2014</i>	465

31. Realisasi Pendapatan dan Belanja Pemerintah Desa Seluruh Provinsi Gorontalo, 2013-2014 / <i>Actual Revenue and Expenditure of Village Government Throughout Gorontalo Province, 2013-2014</i>	479
32. Realisasi Pendapatan dan Belanja Pemerintah Desa Seluruh Provinsi Sulawesi Barat, 2013-2014 / <i>Actual Revenue and Expenditure of Village Government Throughout Sulawesi Barat Province, 2013-2014</i>	489
33. Realisasi Pendapatan dan Belanja Pemerintah Desa Seluruh Provinsi Maluku, 2013-2014 / <i>Actual Revenue and Expenditure of Village Government Throughout Maluku Province, 2013-2014</i>	499
34. Realisasi Pendapatan dan Belanja Pemerintah Desa Seluruh Provinsi Maluku Utara, 2013-2014 / <i>Actual Revenue and Expenditure of Village Government Throughout Maluku Utara Province, 2013-2014</i>	515
35. Realisasi Pendapatan dan Belanja Pemerintah Desa Seluruh Provinsi Papua Barat, 2013-2014 / <i>Actual Revenue and Expenditure of Village Government Throughout Papua Barat Province, 2013-2014</i>	527
36. Realisasi Pendapatan dan Belanja Pemerintah Desa Seluruh Provinsi Papua, 2013-2014 / <i>Actual Revenue and Expenditure of Village Government Throughout Papua Province, 2013-2014</i>	541

I. PENJELASAN UMUM

1.1. Pendahuluan

Publikasi Statistik Keuangan Pemerintah Desa secara umum menyajikan gambaran ringkas mengenai realisasi Pendapatan dan Belanja Pemerintah Desa/Nagari dalam periode satu tahun anggaran. Data ini merupakan salah satu indikator untuk melihat perkembangan potensi dan kemampuan keuangan desa untuk menunjang pembangunan desa.

Selain informasi tentang realisasi anggaran Pendapatan dan Belanja Pemerintah Desa, publikasi ini juga memuat informasi mengenai profil desa dan aparat desa serta kontribusi keuangan desa bagi dan dari Pemerintah Kabupaten/Kota atau tingkat Pemerintah yang lebih tinggi. Dengan demikian data atau informasi tersebut dapat digunakan untuk menentukan kebijakan yang sesuai dengan potensi keuangan dan arah pembangunan ekonomi di desa/nagari.

1.2. Ruang Lingkup Survei

Statistik Keuangan Pemerintah Desa dikumpulkan melalui Survei Statistik Keuangan Pemerintah Desa/Nagari yang dilaksanakan di seluruh kabupaten/kota di seluruh provinsi di Indonesia kecuali DKI Jakarta dengan menggunakan

I. GENERAL EXPLANATION

1.1. Preliminary

Financial Statistics Publication of Village Government generally presents a picture of the actual Revenue and Expenditure of the village government in the period of one fiscal year. The data is as an indicator to see the development of potency and ability of village financial to support the development of the village.

Besides the information about the actual Revenue and Expenditure of the village budget, this publication also presents information about the profile of the village and its officials, and also the contribution of village financial to and from local government of regency/municipality or a higher level government. Accordingly, this information can be used for making policy in line with the financial potency and direction of economic development in the village.

1.2. Scope of Survey

The village government financial statistics is collected through the Survey of Village Government Financial Statistics from all regencies/municipalities in all provinces in Indonesia except DKI Jakarta, by using the form of K3. Different with the data collection method of financial statistics of province and regency/

kuesioner K3. Berbeda dengan cara pengumpulan data keuangan Pemerintah Provinsi dan Pemerintah Kabupaten/Kota yang dilakukan dengan cara sensus (*complete enumeration*), pengumpulan data keuangan Pemerintah Desa dilakukan secara sampel (*sampling enumeration*) dengan jumlah desa terpilih sebanyak 7.626 desa/nagari.

1.3. Tatacara Pengambilan Sampel

Survei Statistik Keuangan Pemerintah Desa dilakukan secara sampel yang mencakup sekitar 10% dari seluruh desa/nagari yang berjumlah 66.987 desa pada tahun 2013. Dengan demikian diperoleh sampel desa sebanyak 7.626 desa/nagari yang tersebar di seluruh kabupaten/kota.

Pengambilan sampel desa untuk keperluan pengumpulan data statistik keuangan desa dilakukan di setiap kabupaten/kota dengan metode penarikan sampel berlapis (*stratified sampling method*) dimana pemilihan sampel pada setiap strata dilakukan secara terpisah. Pemilihan sampel pada strata 1 (daerah perkotaan) menerapkan prosedur pemilihan sampel sistematis (*systematic random sampling*), sedangkan untuk strata 2 (daerah perdesaan) pemilihan sampel menerapkan prosedur sampling dengan peluang sebanding dengan banyaknya rumah tangga (*proportional probability to size sampling*).

municipality that conducted by a census, the village government financial data is collected by sampling enumeration with the number of selected villages throughout Indonesia are 7.626 villages.

1.3. Sampling Procedures

The survey of Village Government Financial Statistics is conducted by sampling that covers approximately 10% of the 66.987 villages in 2013, so the number of samples are 7.626 villages, which are spread throughout regency/municipality.

Sampling for village financial statistics survey is conducted in each regency/municipality with stratified sampling method where sample selection in each stratum is done separately. The sampling in stratum 1 (urban areas) implemented a systematic random sampling, while for stratum 2 (rural areas) applied the probability proportional to size sampling.

Tabel a. Jumlah Populasi dan Sampel Desa Menurut Klasifikasi Desa, 2013
Number of Population and Sample by Villages Clasification, 2013

Klasifikasi Desa/ <i>Villages Clasification</i>	Populasi/ <i>Population</i>	Sampel/ <i>Sample</i>
(1)	(2)	(3)
1. Desa Perkotaan/ <i>Urban</i>	9 273	1 333
2. Desa Perdesaan/ <i>Rural</i>	57 714	6 293
Jumlah Desa/<i>The Number of Villages</i>	66 987	7 626

1.4. Tingkat Akurasi

Standard error merupakan ukuran akurasi dari suatu prediksi dalam survei. Secara sederhana, *standard error* diartikan sebagai keragaman tiap-tiap nilai amatan dari rata-rata sampel. Ukuran statistik ini dapat melihat akurasi penduga sampel terhadap parameter populasi.

Standard error dipengaruhi oleh banyaknya sampel. Semakin banyak sampel maka nilainya semakin kecil, yang berarti sampel semakin representatif (mewakili) terhadap populasinya. Namun, *standard error* memiliki keterbatasan yaitu sangat dipengaruhi oleh satuan data yang diamati, sehingga sulit mendapatkan keterbandingan antara dua kelompok data yang mempunyai satuan berbeda.

$$Sd = \sqrt{\frac{\sum_{i=1}^n (y_i - \bar{y})^2}{n-1}}$$

Dimana : = *Standard deviasi*
n = banyaknya sampel
= nilai amatan
SE = *Standard Error*

1.4. Accuration Rate

The standard error is a measure of the accuracy of a prediction in a survey. In other word, the standard error is defined as the diversity of each value of sample to the average of total sample. This statistics can be used to measure the accuracy of sample estimate to the population parameters.

The standard error is influenced by a number of sample. The more the number of samples the smaller the value, which means that the sample more representative to the population. However, the standard error has limitations, it is strongly influenced by unit measurement of data observation. Therefore it is difficult to get comparability between two data sets that have a different unit of measurement.

$$SE = \frac{Sd}{\sqrt{n}}$$

Where : = *Standard deviasi*
n = *number of samples*
= *value of observation*
SE = *Standard Error*

Dengan keterbatasan ini, *relative standard error* dapat digunakan sebagai alternatif. *Relative Standard Error* (RSE) merupakan ukuran keragaman yang telah dibakukan dengan satuan persen. Persentase yang semakin kecil menginterpretasikan semakin kecil pula keragaman dalam suatu amatan. RSE memiliki beberapa kriteria penilaian, apabila RSE kurang dari 25 persen maka hasil estimasi sudah baik, RSE diantara 25-50 persen cukup baik, dan RSE diatas 50 persen mengindikasikan bahwa hasil estimasi kurang baik.

With this limitation, the relative standard error can be used as an alternative. Relative Standard Error (RSE) is a measure of the diversity that has been standardized with measurement unit of percentage. The smaller percentage means the less of diversity within an observation. RSE has three criterias in measuring the estimation i.e. 1) RSE less than 25 percent, means the estimation is good, 2) RSE between 25-50 percent is quite good, and 3) RSE above 50 percent indicates that the estimation is bad.

$$RSE = \frac{SE}{\bar{x}} \times 100 \%$$

Dimana : SE = Standar error
 \bar{x} = rata-rata sampel
 RSE = Relative Standard Error

Where : SE = Standard error
 \bar{x} = mean of sample
 RSE = Relative Standard Error

Estimasi Statistik Keuangan Pemerintah Desa tersedia hingga level kabupaten. Apabila dilihat RSE untuk pendapatan dan belanja desa terdapat 146 kabupaten/kota yang memiliki keragaman nilai yang kecil (kurang dari 25 persen), 233 kabupaten/kota yang memiliki keragaman pendapatan dan belanja desa yang cukup besar, dan terdapat 21 kabupaten/kota yang memiliki keragaman yang besar. Besarnya keragaman dipengaruhi oleh banyaknya desa di kabupaten/kota tersebut yang non-respon.

The financial statistics of village government estimation can be measured up to regency/ municipality level. There are 146 regencies/municipalities that have small diversity (less than 25 percent), of revenue and expenditure estimation 233 regencies/municipalities that have large enough diversity, and there are 21 regencies/municipalities that have large diversity of these estimation. The diversity is influenced by a number of non response in each regency/municipality.

Tabel b. Jumlah Kabupaten/Kota menurut *Relative Standard Error* dari Realisasi Pendapatan dan Belanja Pemerintah Desa, 2013/*Number of Regency/Municipality by Revenue and Expenditure Relative Standard Error of Village Government, 2013*

<i>Relative Standard Error</i>	Jumlah Kabupaten/Kota <i>Number of Regency/Municipality</i>	
	Pendapatan/Revenue	Belanja/Expenditure
(1)	(2)	(3)
< 25%	146	146
25 % - 50 %	233	233
> 50 %	21	21

Estimasi pada level provinsi untuk Statistik Keuangan Pemerintah Desa memiliki tingkat keragaman yang kecil (RSE kurang dari 25 persen). Hal ini mengindikasikan bahwa Survei Statistik Keuangan Desa memiliki akurasi yang tinggi dalam menduga pendapatan dan belanja desa untuk level Provinsi. Provinsi yang mempunyai keragaman paling kecil adalah Jawa Tengah sebesar 3,91 persen untuk pendapatan dan belanja desa, sedangkan provinsi yang memiliki keragaman paling besar adalah Kepulauan Riau sebesar 24,42 persen untuk pendapatan desa dan sebesar 24,82 persen untuk belanja desa.

Estimation of expenditure and revenue of village government has small diversity (RSE less than 25 percent). This indicates that Financial Statistics of Village government survey has a high accuracy to predict revenue and expenditure of actual population in province level, compare to municipality level. Provinces with the smallest diversity was Jawa Tengah at 3.91 percent for revenue and expenditure of village government, while the province with highest diversity is Kepulauan Riau, that was amounted to 24.42 percent for revenue and to 24.82 percent for expenditure of village government.

Tabel c. Jumlah Provinsi menurut *Relative Standard Error* dari Realisasi Pendapatan dan Belanja Pemerintah Desa, 2013/*Number of Province by Revenue and Expenditure Relative Standard Error of Village Government, 2013*

<i>Relative Standard Error</i>	Jumlah Provinsi <i>Number of Province</i>	
	Pendapatan/Revenue	Belanja/Expenditure
(1)	(2)	(3)
< 25%	13	13
25 % - 50 %	20	20
> 50 %	0	0

1.5. Konsep dan Definisi

Aparatur desa/nagari meliputi Kepala Desa/Wali Nagari, Sekretaris Desa/Nagari, Kepala Urusan, Kepala Dusun/Lingkungan/Jorong, dan staf lainnya.

Pegawai tetap adalah pegawai yang bekerja tetap di desa/nagari dan tidak dipengaruhi dengan pergantian Kepala Desa/Wali Nagari. Biasanya pegawai ini berstatus pegawai negeri sipil (PNS).

Realisasi Pendapatan Pemerintah Desa/Nagari terdiri atas :

1. **Pendapatan Asli Desa** yaitu penerimaan dari berbagai usaha Pemerintah Desa untuk mengumpulkan dana guna keperluan desa, terutama dalam membiayai belanja langsung dan tidak langsung. Sumber pendapatan asli desa terdiri dari: kekayaan desa, swadaya dan gotong royong masyarakat desa, pungutan desa dan hasil usaha desa.
2. **Bagi Hasil Pajak** adalah bagian daerah yang berasal dari penerimaan pajak yang dikelola oleh pemerintahan di atasnya. Sumber bagi hasil pajak berasal dari pajak daerah, PBB, dan lainnya.

1.4. Concept and Definition

Village officials cover village chiefs/ guardian village, secretary of the village, the head of affairs, the chief of village/neighborhood, and other staff.

Permanent worker is a worker who works permanently at the village and not influenced by the turn of the chief of the village. Usually these employees are civil servant (PNS).

The Actual Revenue of Village Government consists of:

1. Original Local Government Revenue

is revenue from the village government efforts to raise funds for the purpose of the village needs, especially in financing direct and indirect spending. Sources of origin revenue of village government consist of: the village wealth, self-help and mutual help of rural communities, rural levies, and results of operations of the village.

2. Tax Share is derived from the local tax revenue which is managed by the government on it. Sources of tax share are derived from local taxes, the land and building taxes, and others.

3. **Bagi Hasil Retribusi** yaitu pengembalian sebagian hasil retribusi yang diambil dari usaha maupun bukan usaha dari desa tersebut oleh pemerintah di atasnya.

4. **Bagian Dana Perimbangan Keuangan Pusat dan Daerah** adalah dana yang bersumber dari pendapatan APBN yang dialokasikan kepada daerah untuk mendanai kebutuhan daerah dalam rangka pelaksanaan desentralisasi.

Salah satu bagian penting dari dana perimbangan ini adalah alokasi dana desa (ADD). ADD berasal dari APBD kabupaten/kota yang bersumber dari bagian dana perimbangan keuangan pusat dan daerah yang diterima oleh kabupaten kota untuk desa, dimana besarnya paling sedikit 10 persen.

5. **Bantuan Keuangan Pemerintah Provinsi, Kabupaten/Kota, dan Desa Lain** adalah segala bentuk bantuan yang diperuntukan bagi desa/nagari baik dari Pemerintah Pusat, Provinsi, Kabupaten/Kota, dan Desa lain.

6. **Hibah** adalah pemberian sumbangan yang biasanya ditujukan bukan dalam rangka program-program Pemerintah Desa/Nagari. Dana ini dapat berasal baik dari Pemerintah Pusat, Provinsi, Kabupaten/Kota, badan/lembaga/or-

3. **Retribution Share** is the returns of the part of retributions by government on it, which is taken from the business and non business activity of the village.

4. **Balanced Budget of Central and Local Finance** is fund coming from the state budget revenue that is allocated to the regions in the context of the implementation of decentralization.

One important part of the balanced budget is the allocation funds for village (ADD). ADD is from the regency/municipality budget which is derived from Balanced Budget of Central and Local Finance that received by regency/municipality for village government, where the amount at least 10 percent.

5. **Financial Assistance from the Province, Regency/Municipality, and Other Villages Government** is any kind of fund that intended for the village government which is coming either from central, province, regency/municipality, and other villages government.

6. **Grant** is fund that given not in the context of village government programs purposes. This fund could be come from central government, province, regency/municipality government, agencies/institutions/or-

ganisasi swasta, maupun kelompok masyarakat/perorangan.

ganizations, and community groups/ individuals.

7. Sumbangan Pihak Ketiga

7. Donations from Third Parties

Realisasi Belanja Pemerintah Desa terdiri dari :

Actual Expenditure of Village Government consists of:

1. Belanja Pegawai yaitu pengeluaran yang langsung dikeluarkan untuk upah dan gaji perangkat desa sehubungan dengan tugasnya. Tetapi jika pamong desa/nagari tersebut adalah pegawai negeri atau pegawai daerah otonom provinsi dan kabupaten/kota, maka gajinya tidak dimasukkan dalam realisasi ini. Yang dimasukkan dalam butir ini hanyalah honor yang diterima dari desa/nagari.

1. Personnel Expenditure is the direct expenses incurred for wages and salaries of village officials. But if village officials are civil servants or employees of the autonomous regions and regency / municipality, the salary is not included in this actual expenditure. Then the item included in actual expenditure is only fees received from the village.

2. Belanja Barang dan Jasa yaitu semua pengeluaran Pemerintah Desa/Nagari yang ditujukan untuk kelancaran kegiatan/aktivitas pemerintahan desa. Belanja barang dan jasa meliputi biaya perjalanan dinas, belanja bahan/material dan lain-lain.

2. Goods and Services Expenditure is all the village government spending for the purpose of supporting the activities of the village. Goods and services expenditure include travel expenditure, material expenditure and others.

3. Belanja Modal yaitu pengeluaran yang dilakukan dalam rangka pembelian/pengadaan atau pembangunan aset tetap berwujud yang mempunyai manfaat lebih dari 1 tahun untuk digunakan dalam kegiatan Pemerintahan Desa/Nagari,

3. Capital Expenditure is expenditure under taken to purchase/procurement or construction of tangible fixed assets which have the benefit more than 1 year (durable goods) to be used in village government activities,

seperti dalam bentuk tanah, peralatan dan mesin, gedung dan bangunan, jalan, irigasi dan jaringan, dan aset tetap lainnya.

4. **Belanja Subsidi** yaitu biaya yang dikeluarkan dan digunakan untuk bantuan biaya produksi kepada perusahaan/lembaga tertentu agar harga jual produksi/jasa yang dihasilkan dapat terjangkau oleh masyarakat banyak.
5. **Belanja Hibah** yaitu biaya yang dikeluarkan dalam bentuk pemberian hibah, dapat berupa uang, barang dan atau jasa kepada pemerintah di atasnya atau Pemerintah Desa/Nagari lainnya dan kelompok masyarakat/perorangan yang secara spesifik telah ditetapkan peruntukannya.
6. **Belanja Bantuan Sosial** yaitu biaya yang dikeluarkan dan digunakan untuk pemberian bantuan, baik dalam bentuk uang, dan atau barang kepada masyarakat yang bertujuan untuk peningkatan kesejahteraan masyarakat.
7. **Belanja Bantuan Keuangan** yaitu biaya yang dikeluarkan dan digunakan untuk bantuan keuangan yang bersifat umum atau khusus dari

such as land, equipment and machinery, buildings and structures, roads, irrigation and networks, and other fixed assets.

4. **Subsidies Expenditure** is the cost incurred and used for supporting the production cost of company/certain institutions, so the selling price of product/services are affordable by the public.
5. **Grant Expenditure** is the cost incurred for grants that can be given in the form of money, goods and or services to the higher level of government, or other village government and community groups / individuals that are specifically defined.
6. **Social Assistance Expenditure** is the cost incurred and used for social aid, in the form of money or goods, with the aims to increase public welfare.
7. **Financial Assistance Expenditure** is the cost incurred and used for general or special financial aids from the provincial government to the regency/municipality, and village government and or from village government to the other village

Pemerintah Provinsi kepada Pemerintah Kabupaten/Kota, Pemerintah Desa dan Pemerintah Desa kepada Pemerintah Desa lainnya dalam rangka pemerataan dan atau peningkatan kemampuan keuangan.

8. **Belanja Tak Terduga** yaitu biaya yang dikeluarkan untuk kegiatan yang sifatnya tidak biasa atau tidak diharapkan berulang seperti penanggulangan bencana alam dan bencana sosial yang tidak diperkirakan sebelumnya termasuk pengembalian penerimaan desa/nagari tahun-tahun sebelumnya yang telah ditutup.

government, in order to increase financial capability.

8. **Unpredicted Expenditure** is the cost incurred for unusual activities or not expected event like a natural disaster and social disasters, including unpredicted return of village revenues in previous years that have been closed.

II. ULASAN RINGKAS

2.1 Umum

Desa merupakan salah satu basis dan sumber kegiatan dalam penyelenggaraan pemerintahan dan pembangunan. Pemerintah telah mengatur Penyelenggaraan Pemerintahan Desa sejak tahun 1979, yaitu melalui Undang-Undang Nomor 5 Tahun 1979 tentang Pemerintahan Desa. Desa sebagai unit pemerintahan terkecil sudah saatnya mengambil peranan yang cukup besar dalam pembangunan. Jika pembangunan telah dimulai dari setiap unit desa tersebut, maka tujuan tercapainya pembangunan yang adil dan merata akan lebih mudah terwujud.

Desa diharapkan tidak hanya mampu menggerakkan masyarakat untuk berpartisipasi dalam pembangunan, tetapi juga mampu menyelenggarakan pelayanan administrasi desa dengan baik serta dapat mengelola keuangan desa dengan baik dan tertib.

Terbitnya UU No. 32/2004 tentang Pemerintahan Daerah merupakan kebijakan yang telah memberikan pengakuan keragaman pada lokalitas, sekaligus membuka ruang bagi tumbuhnya desentralisasi dan demokrasi desa, meskipun fokus otonomi daerah masih diletakkan di Kabupaten/Kota. Secara normatif desa tidak lagi dipandang

II. BRIEF DESCRIPTION

2.1 General

Village is one of the bases and sources of governance implementation and development. Implementation of the village government has been arranged since 1979, through Law No. 5 1979, of Village Government. Village as the smallest unit of government can start to take a significant role in development. If development of the country has been started at the village level, so that the goal of the equitable development will be achieved.

Village is expected to not only able to drive people to participate in development, but also able to deliver services to the village administration well and be able to manage village finances well and orderly.

The issuance of Law no. 32/2004 of Regional Government is as a policy that has given recognition to the local diversity, as well as open the space for the growth of democratic and decentralization of rural although the focus of autonomy still laid in the Regency/Municipality. Village is no longer seen as the lowest form of government under the sub-district chief,

sebagai bentuk pemerintahan terendah di bawah kecamatan, melainkan sebagai kesatuan masyarakat hukum. Implikasinya adalah desa berhak membuat regulasi sendiri untuk mengelola barang-barang publik dan kehidupan desa, sejauh belum diatur oleh kabupaten.

UU No. 32/2004 tersebut juga telah mendorong proses demokratisasi di tingkat desa. Masyarakat desa sekarang jauh lebih kritis menuntut kinerja Kepala Desa yang lebih akuntabel dan transparan dalam mengelola kebijakan dan keuangan desa. Kelahiran Badan Perwakilan Desa (BPD) menjadi aktor baru bagi pendorong demokrasi, yang mengurangi dominasi "penguasa tunggal" Kepala Desa.

Untuk lebih memposisikan peran desa, Pemerintah telah menerbitkan UU desa yang baru yaitu UU No 6 Tahun 2014 dan Permendagri No 37 Tahun 2007 untuk pengelolaan keuangannya.

Setiap tahun, Kepala Desa menetapkan Anggaran Pendapatan dan Belanja Desa (APB Desa) melalui musyawarah dan mufakat perwakilan masyarakat desa dalam Lembaga Musyawarah Desa (LMD). APB Desa merupakan rencana operasional tahunan dari program umum Pemerintah Desa yang dijabarkan dan diterjemahkan dalam angka-angka rupiah, yang di satu pihak mengandung perkiraan target

but it is treated as a legal public entity government. The implication of this is that the villages are entitled to make their own regulations to manage public goods and rural life, as long as it has not been set by the district.

Law no. 32/2004 also has encouraged the democratization process at the village level. The community of the village are now much more critics in demanding the good performance of village chief in managing the financial and policies of village. The presence the village assembly (BPD) become a new actor for the driver of democracy, which reduces the dominance of "single master" of village chief.

To better position the role of the village, the government has issued a new village law is Law No. 6 of 2014 and Permendagri No. 37 of 2007 for the financial management of the village.

Every year, the village chief sets Budget Village (APB Desa) through deliberation and consensus of village representatives in the Village Consultative Organization (LMD). APB Desa an annual operating plan of the general program outlined village government and translated into numbers of rupiahs that one side contains estimates of revenue targets and

penerimaan, dan di lain pihak mengandung perkiraan batas tertinggi pengeluaran keuangan desa.

2.2 Profil Pemerintah Desa

2.2.1 Keberadaan Aparatur Desa

Pelayanan masyarakat di desa sangat tergantung kepada keberadaan aparatur desa di kantor desa. Oleh karena itu, keberadaan dan kelengkapan aparatur desa sangat diperlukan. Secara umum, formasi aparatur desa sudah terisi secara lengkap di kantor desa. Variasi hanya terjadi pada jumlah aparat pada masing-masing jabatan struktur.

Untuk posisi Kepala Desa dan Sekretaris Desa, secara aturan harus diisi oleh masing-masing satu orang sehingga secara rata-rata posisi tersebut masing-masing diisi oleh satu orang (Tabel d). Namun demikian, jika dilihat per desa, keberadaan Sekretaris Desa sebagai pembantu utama Kepala Desa ternyata belum semuanya terisi (Tabel e). Padahal dalam masalah administrasi dan pengelolaan organisasi desa, Sekretaris Desa memiliki peran yang sangat penting karena dialah yang memiliki kapabilitas mengenai hal tersebut.

Secara nasional 85,90 persen formasi Sekretaris Desa sudah terisi. Provinsi DI Yogyakarta dan Kepulauan Riau merupakan provinsi dengan

on the other hand contains the estimated upper limit of the village's financial outlay.

2.2 Profile of village Government

2.2.1 The Presence of Village Official

Services in rural communities is largely depend on the existence of village officials. Therefore, the existence and completeness of the village officials is indispensable. In general, formation of village officials have been fully occupied. Variations occur only on the number of officers in each position.

For the village chief and village secretary position, by rule it has to be filled by one person. Therefore, in average that position is occupied by one person (Table d). Nevertheless, the presence of the village secretary in each village not yet fully occupied (Table e). Whereas in managing the administration and rural organizations, the village secretary has a very important role because they have the capability on it.

Nationally, 85.90 percent of the village secretary formations have been filled. DI Yogyakarta and Kepulauan Riau were the provinces with the highest percentage of the absence of village

Tabel d. Rata-rata Jumlah Aparatur Setiap Desa Menurut Provinsi, 2014 / Average Number of Village Official in Each Village by Province, 2014

Provinsi / Province	Aparat Desa / Village Officials					Jumlah / Total
	Kepala desa	Sekretaris desa	Kepala urusan	Kepala dusun	Staf lainnya	
ACEH	1	1	3	3	2	10
SUMATERA UTARA	1	1	3	4	1	10
SUMATERA BARAT	1	1	4	5	3	14
RIAU	1	1	4	4	4	14
JAMBI	1	1	3	4	4	13
SUMATERA SELATAN	1	1	3	4	6	15
BENGKULU	1	1	3	3	5	13
LAMPUNG	1	1	4	7	5	18
KEPULAUAN BANGKA BELITUNG	1	1	4	3	2	11
KEPULAUAN RIAU	1	1	4	2	2	10
JAWA BARAT	1	1	5	4	2	13
JAWA TENGAH	1	1	4	4	2	12
D. I. YOGYAKARTA	1	1	5	11	4	22
JAWA TIMUR	1	1	4	4	2	12
BANTEN	1	1	5	9	4	20
BALI	1	1	5	5	1	13
NUSA TENGGARA BARAT	1	1	6	7	3	18
NUSA TENGGARA TIMUR	1	1	3	4	4	13
KALIMANTAN BARAT	1	1	3	4	2	11
KALIMANTAN TENGAH	1	1	4	4	3	13
KALIMANTAN SELATAN	1	1	3	5	2	12
KALIMANTAN TIMUR	1	1	4	5	5	16
KALIMANTAN UTARA	1	1	4	4	4	14
SULAWESI UTARA	1	1	4	5	3	14
SULAWESI TENGAH	1	1	4	3	2	11
SULAWESI SELATAN	1	1	3	4	2	11
SULAWESI TENGGARA	1	1	4	3	4	13
GORONTALO	1	1	3	4	2	11
SULAWESI BARAT	1	1	4	6	3	15
MALUKU	1	1	3	2	2	9
MALUKU UTARA	1	1	3	3	4	12
PAPUA BARAT	1	1	3	2	3	10
PAPUA	1	1	4	3	1	10
INDONESIA	1	1	4	4	3	13

persentase ketiadaan Sekretaris Desa tertinggi, dimana masing-masing sebesar 33,33 persen dan 31,82 persen. Ketidadaan Sekretaris Desa di provinsi lain yang masih diatas 20 persen yaitu Kepulauan Bangka Belitung (21,88 persen), Jawa Tengah (25,54 persen),

secretary, which amounted to 33.33 percent and 31.82 percent respectively. The absence of the village secretary in other province that is above 20 percent are Kepulauan Bangka Belitung (21.88 percent), Jawa Tengah (25.54 percent),

Jawa Timur (23,46 persen), dan Kalimantan Barat (23,24 persen)

Jawa Timur (23.46 percent), dan Kalimantan Barat (23.24 percent).

Tabel e. Distribusi Kepala Desa Menurut Jenis Kelamin dan Ketersediaan Sekretaris Desa Seluruh Provinsi di Indonesia (persen), 2014 / *Distribution of Village Chief by Sex and Availability of Village Secretary Throughout Indonesia (Percent), 2014*

Provinsi/Province	Kepala Desa/Village Chief		Sekretaris Desa/Village Secretary	
	Laki-laki/Male	Perempuan/Female	Ada	Tidak
ACEH	98,92	1,08	87,73	12,27
SUMATERA UTARA	95,40	4,60	94,86	5,14
SUMATERA BARAT	97,70	2,30	89,66	10,34
RIAU	98,06	1,94	94,84	5,16
JAMBI	96,00	4,00	96,00	4,00
SUMATERA SELATAN	95,72	4,28	85,86	14,14
BENGGULU	94,12	5,88	94,12	5,88
LAMPUNG	93,59	6,41	88,03	11,97
KEPULAUAN BANGKA BELITUNG	100,00	0,00	78,13	21,88
KEPULAUAN RIAU	100,00	0,00	68,18	31,82
JAWA BARAT	95,72	4,28	86,60	13,40
JAWA TENGAH	92,12	7,88	74,46	25,54
D. I. YOGYAKARTA	88,89	11,11	66,67	33,33
JAWA TIMUR	88,62	11,38	76,54	23,46
BANTEN	96,67	3,33	94,21	5,79
BALI	97,18	2,82	87,32	12,68
NUSA TENGGARA BARAT	100,00	0,00	87,21	12,79
NUSA TENGGARA TIMUR	97,12	2,88	84,59	15,41
KALIMANTAN BARAT	96,20	3,80	76,76	23,24
KALIMANTAN TENGAH	95,42	4,58	96,18	3,82
KALIMANTAN SELATAN	97,07	2,93	82,44	17,56
KALIMANTAN TIMUR	97,67	2,33	95,35	4,65
KALIMANTAN UTARA	96,08	3,92	96,08	3,92
SULAWESI UTARA	88,24	11,76	93,38	6,62
SULAWESI TENGAH	94,16	5,84	93,55	6,45
SULAWESI SELATAN	89,63	10,37	87,65	12,35
SULAWESI TENGGARA	90,56	9,44	90,00	10,00
GORONTALO	91,53	8,47	93,22	6,78
SULAWESI BARAT	93,75	6,25	84,38	15,63
MALUKU	93,83	6,17	92,68	7,32
MALUKU UTARA	99,02	0,98	91,18	8,82
PAPUA BARAT	98,35	1,65	98,35	1,65
PAPUA	99,16	0,84	96,64	3,36
INDONESIA	94,42	5,58	85,90	14,10

Secara nasional, untuk jabatan kepala urusan berjumlah 4 orang, kepala dusun atau kepala lingkungan 4 orang dan staf lainnya 3 orang. Dengan demikian, rata-rata jumlah aparatur desa adalah 13 orang setiap desa.

2.2.2 Profil Kepala Desa

Sebagai ujung tombak pemerintahan di desa, maka peran Kepala Desa menjadi sangat penting. Keberadaan Kepala Desa akan menjadi generator, motivator, dan dinamisator pembangunan.

Melihat begitu pentingnya peran Kepala Desa, maka perlu dilihat bagaimana profil dan kapasitas Kepala Desa tersebut. Berdasarkan hasil survei tahun 2014, diperoleh informasi bahwa secara nasional, 94,42 persen Kepala Desa adalah laki-laki. Dengan demikian, kontribusi wanita dalam memimpin desa masih relatif rendah yaitu hanya 5,58 persen.

Kontribusi wanita dalam memimpin desa tertinggi ada di Provinsi Sulawesi Utara dan Jawa Timur masing-masing sebesar 11,76 dan 11,38 persen, diikuti Provinsi DI Yogyakarta (11,11 persen) dan Sulawesi Selatan (10,37 persen). Selain tiga provinsi ini, persentase jabatan Kepala Desa yang diisi perempuan masih di bawah 10 persen.

Nationally, for the chief of affairs there were 4 persons, chief of hamlet 4 persons, and other staffs 3 persons. Consequently, in average, number of village officials were 13 persons in each village.

2.2.2 Profile of the Village Chief

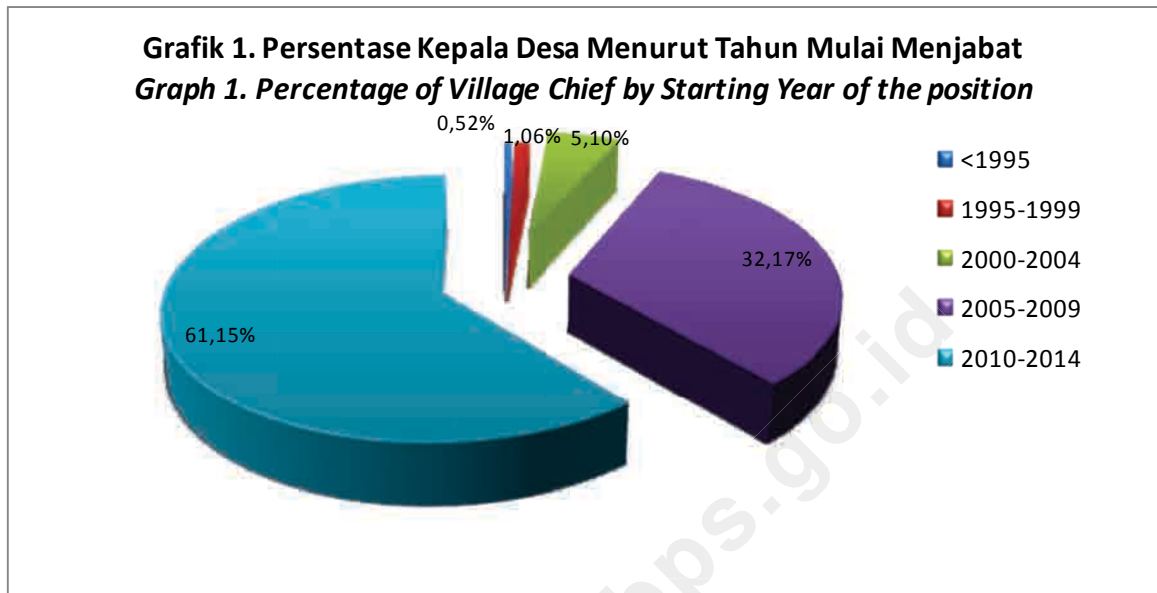
As the spearhead of government in the village, the village chief role is very important. The existence of the village chief would be a generator, motivator, and dynamist development.

Seeing the importance of the role of the village chief, it is necessary to see how the profile and capability of the village chief. Based on the result of the survey in 2014, nationally, 94.42 percent of village chief are man. There by the contribution of woman as a chief of village is still low, which is under 5.58 percent.

The highest contribution of women in leading village is in the province of Sulawesi Utara and Jawa Timur, that was 11.76 percent and 11.38 percent respectively, followed by DI Yogyakarta (11.11 percent) and Sulawesi Selatan (10.37 percent). While for the rest, the contribution women as a village chief is still below 10 percent.

Selanjutnya, Kepala Desa yang sedang menjabat pada tahun 2014 sebagian besar merupakan hasil pemilihan antara tahun 2010-2014 yaitu 61,15 persen.

Furthermore, the incumbent village chief in 2014 is mostly came from the election periode of 2010 to 2014, that was 61.15 percent.



Sedangkan Kepala Desa yang sudah mulai menjabat antara 2005-2009 mencapai 32,17 persen, yang artinya, 32,17 persen Kepala Desa sudah menjabat dua periode. Sisanya, sebanyak 6,68 persen Kepala Desa sudah menjabat sebelum 2005.

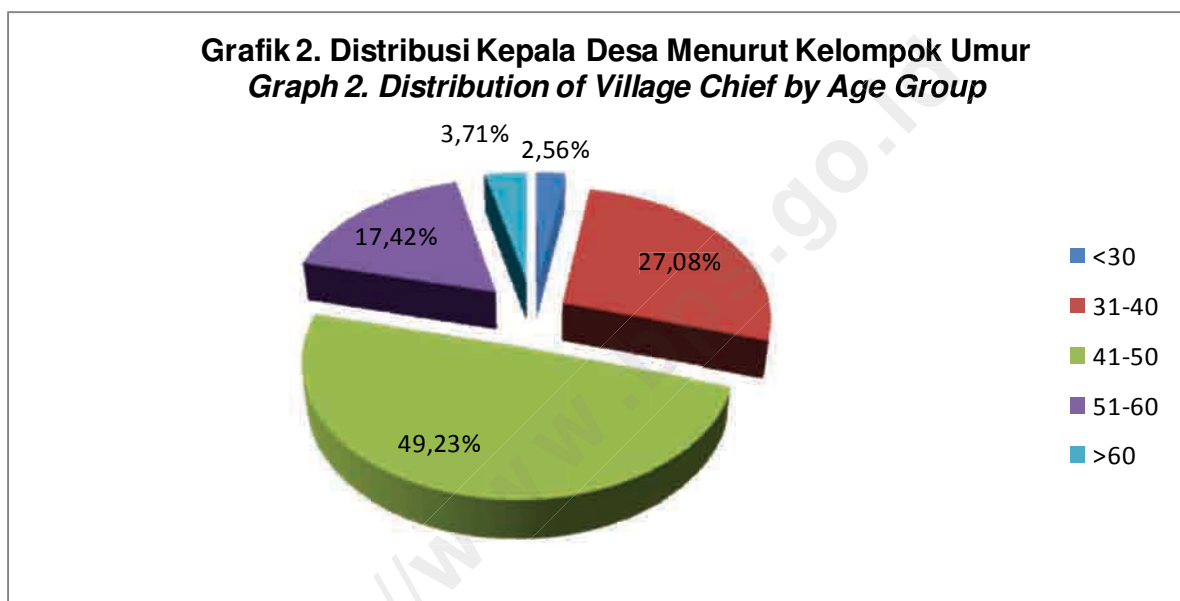
While the village chief who started to serve between the years 2005-2009 was 32.17 percent, which means that 32.17 percent of village chiefs already served two terms. The remaining of 6.68 percent of the village chief had served prior 2005.

Salah satu faktor pendukung produktivitas kerja adalah usia. Pada usia-usia tertentu manusia akan mengalami masa keemasan produktivitasnya. Jika dilihat dari kelompok umurnya, maka sebagian besar Kepala Desa masuk dalam kelompok umur 41-50 tahun, yaitu 49,23 persen, sedangkan kelompok terbesar berikutnya berusia 31-40 tahun (27,08 persen).

One main factor of labor productivity is the age. At certain ages human will experience a golden age of productivity. Viewed from the age group, the majority of village chief were in the group aged of 41-50 years, that is 49.23 percent, then the next largest group is 31-40 years at 27.08 percent.

Tingkat kepercayaan masyarakat terhadap ketokohan calon Kepala Desa yang berusia kurang dari 30 tahun masih relatif kecil, begitu pula dengan calon Kepala Desa yang berusia lebih dari 60 tahun. Keterwakilan kedua kelompok umur tersebut masih dibawah 5 persen, yaitu 3,71 persen untuk Kepala Desa dengan usia diatas 60 tahun dan 2,56 persen Kepala Desa dibawah 30 tahun.

The level of public trust to the figure of village chief candidates with the age under 30 years old was still relatively small, as well as to them with over 60 years old. Representation of both age groups were still below 5 percent, which was 3.71 percent for village chief over 60 years old and 2.56 percent of village chief under 30 years old.



Ditinjau dari tingkat pendidikannya, lebih dari 60 persen Kepala Desa di Indonesia berpendidikan SMA. Untuk tingkat pendidikan di atasnya yaitu S-1/S-2/S-3 ada sekitar 16,97 persen Kepala Desa. Dengan kata lain, 83,26 persen Kepala Desa memiliki tingkat pendidikan minimal SMA. Provinsi Kepulauan Riau memiliki persentase tertinggi untuk Kepala Desa dengan pendidikan SMA sederajat, yaitu 86,36 persen, sedangkan Provinsi Sulawesi Selatan memiliki persentase

In terms of education level, more than 60 percent of Indonesia's village chief are senior high school educated. For higher education level, there were 16.97 percent of village chief has attained graduate and post graduate studies background. In other words, 83.26 percent of village chief have attained high school level. Kepulauan Riau Province has the highest percentage of village chief with high school education or equivalent, which is 86.36 percent, Sulawesi Selatan has the highest percentage of village chief with

tertinggi dengan Kepala Desa yang berpendidikan S-1, yaitu sebesar 40,33 persen.

already attained S1 education, namely 40.33 percent.

Tabel f. Distribusi Kepala Desa Menurut Provinsi dan Jenjang Pendidikan yang Ditamatkan (persen), 2014
Distribution of Village Chief by Province and Education Attainment level (percent), 2014

Provinsi/Province	Pendidikan yang ditamatkan / Education Attainment			
	< SMA	SMA	S1	S2/S3
ACEH	24,08	68,87	6,75	0,31
SUMATERA UTARA	14,86	73,76	11,38	0,00
SUMATERA BARAT	6,90	59,77	32,18	1,15
RIAU	16,77	65,81	15,48	1,94
JAMBI	12,00	73,00	15,00	0,00
SUMATERA SELATAN	14,80	75,66	9,21	0,33
BENGKULU	14,71	77,94	7,35	0,00
LAMPUNG	19,66	67,09	13,25	0,00
KEPULAUAN BANGKA BELITUNG	12,50	75,00	12,50	0,00
KEPULAUAN RIAU	13,64	86,36	0,00	0,00
JAWA BARAT	17,81	63,32	17,64	1,23
JAWA TENGAH	16,76	60,78	21,89	0,57
D. I. YOGYAKARTA	5,56	55,56	36,11	2,78
JAWA TIMUR	10,98	63,96	24,14	0,92
BANTEN	13,22	71,07	15,70	0,00
BALI	5,63	63,38	29,58	1,41
NUSA TENGGARA BARAT	8,14	66,28	25,58	0,00
NUSA TENGGARA TIMUR	17,56	72,76	9,68	0,00
KALIMANTAN BARAT	17,30	70,81	11,89	0,00
KALIMANTAN TENGAH	28,24	61,83	9,92	0,00
KALIMANTAN SELATAN	19,02	68,29	12,20	0,49
KALIMANTAN TIMUR	6,98	72,09	19,77	1,16
KALIMANTAN UTARA	15,69	68,63	13,73	1,96
SULAWESI UTARA	12,50	72,06	15,44	0,00
SULAWESI TENGAH	12,90	74,84	12,26	0,00
SULAWESI SELATAN	5,76	51,85	40,33	2,06
SULAWESI TENGGARA	6,67	68,33	23,89	1,11
GORONTALO	15,25	71,19	13,56	0,00
SULAWESI BARAT	6,25	68,75	21,88	3,13
MALUKU	28,05	56,10	15,85	0,00
MALUKU UTARA	19,61	73,53	5,88	0,98
PAPUA BARAT	59,50	38,02	2,48	0,00
PAPUA	42,02	53,78	3,36	0,84
INDONESIA	16,74	66,28	16,38	0,59

Secara nasional, masih ditemukan desa-desa tertentu yang Kepala Desanya masih berpendidikan dibawah SMA yaitu sebesar 16,74 persen. Bahkan beberapa provinsi masih memiliki Kepala Desa yang tingkat pendidikannya dibawah SMA

Nationally, there were 16.74 percent of villages that have village chief with education under high school level. Even, some provinces have highest percentage of it, i.e. Papua Barat 59.50 percent and Papua 42.02 percent.

dengan persentase yang cukup besar, yaitu Papua Barat 59,50 persen dan Papua 42,02 persen. Hal ini tentu terkait erat dengan sumber daya manusia yang tersedia di desa tersebut yang memang masih berpendidikan minim.

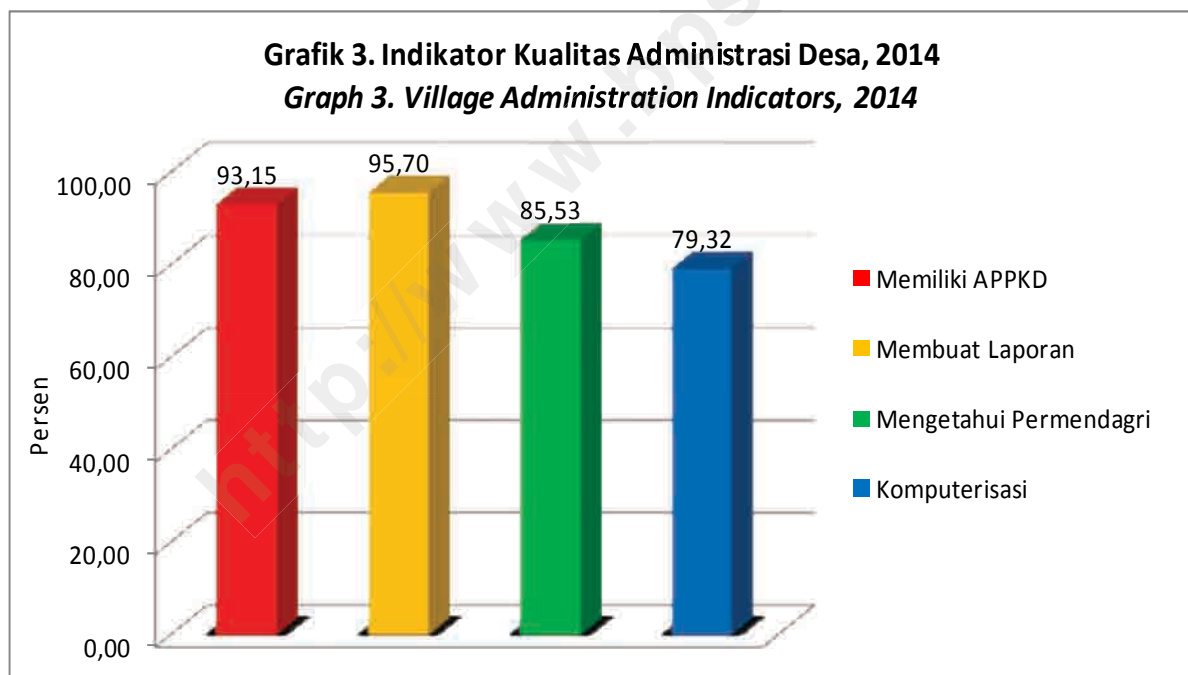
It is of course closely related to the human resources available in the village which is less educated.

2.2.3 Indikator Administrasi Desa

Untuk melihat sejauh mana tertib administrasi di kantor desa, maka dapat dilihat beberapa administrasi desa. Berdasarkan keberadaan catatan laporan keuangan desa yang berupa Anggaran Penerimaan dan Pengeluaran Keuangan

2.2.3 Indicators of Village Administration

There some indicators that show the quality of village administration as described. Based on the financial statement notes the existence of the village in the form of Revenue and Expenditure Finance village, the village



Desa (APPKD), 93,15 persen desa memiliki catatan laporan keuangan. Sedangkan 6,85 persen tidak memiliki

has a record 93.15 percent of the financial statements. 6.85 percent while the rest do not have a record of the financial

catatan laporan keuangan. Kendala yang dihadapi dalam membuat laporan keuangan menurut mereka adalah tidak adanya pedoman (13,17 persen), terbatasnya kemampuan SDM (82,74 persen), dan tidak adanya pelatihan (4,09 persen).

Dari hasil survei tercatat ada sekitar 4,30 persen desa yang mengatakan bahwa desa tidak wajib untuk membuat laporan keuangan. Bermula dari ketidakwajiban inilah desa-desa tersebut tidak berinisiatif untuk membuat laporan keuangan. Padahal secara UU, desa wajib membuat laporan keuangannya.

Dalam menyusun laporan keuangan desa, tercatat 40,27 persen dilakukan oleh Sekretaris Desa, 31,33 persen oleh kepala urusan dan 14,45 persen dilakukan sendiri oleh Kepala Desa.

Kualitas laporan pengelolaan keuangan dengan menggunakan sistem APB Desa (Anggaran Pendapatan dan Belanja Desa) dapat dilihat dari pengetahuan aparatur desa terhadap Permendagri No.37 Tahun 2007 yang mengatur sistem pencatatan APB Desa. Hasil survei mencatat, 85,53 persen desa sudah mengetahui sistem APB Desa, sedangkan 14,47 persen tidak tahu tentang Permendagri tersebut. Hasil survei Statistik Keuangan Desa 2014 juga

statements. The constraints in making their financial statements among other are : 1) the absence of guidance (13.17 percent), 2) limited human resource capacity (82.74 percent), and 3) lack of training (4.09 percent).

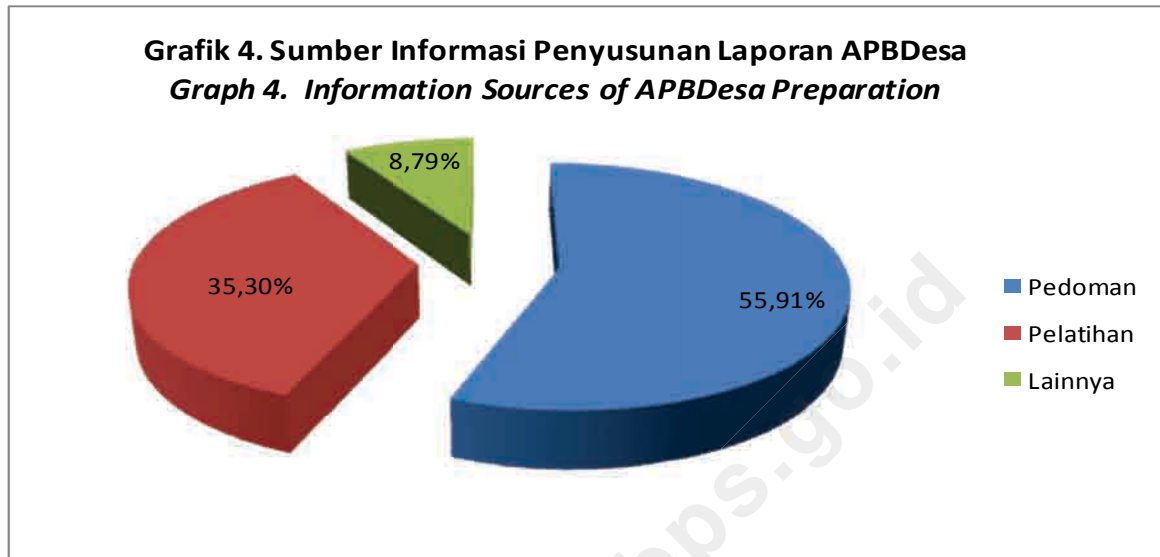
From the survey, it was recorded that, there are about 4.30 percent of the village admitted that making financial report is not an obligations. From this point, those villages have a reason not to make a financial report.

In compiling the financial report was found that, 40.27 percent is done by the village secretary, 31.33 percent by the chief of affairs, and 14.45 percent were done by the village chief.

The quality of financial management reports in using APB Desa system (Budget village) can be evaluated from knowledge of village officials to Permendagri 37 in 2007, that regulate APB Desa recording system. The survey noted that 85.53 percent of villages already know APB Desa system, while 14.47 percent did not know about the Permendagri. Financial Statistics survey

mencatat 55,91 persen desa memperoleh informasi penggunaan APB Desa dari buku petunjuk pelaksanaan, 35,30 persen melalui pelatihan dan 8,79 persen melalui media lainnya.

also recorded 55.91 percent village knew the system APB Desa from the manual, 35.30 percent through training, and 8.79 from other media.



Perkembangan Teknologi Informasi yang demikian pesat memaksa Pemerintah Desa untuk selalu mengikuti perkembangannya. Penggunaan komputer dalam pengelolaan administrasi desa secara umum sudah mencapai 79,32 persen dan hanya 20,68 persen desa yang belum menggunakan komputer dalam pengelolaan administrasi desa.

The development of information technology that so rapidly, make it forced the government to always follow the development. The use of computer in managing the administration reached 79.32 percent, and the rest 20.68 percent did not use a computer in the managing village administration yet.

2.3 Keuangan Pemerintah Desa

APB Desa merupakan bukti otoritas Pemerintah Desa dalam membiayai roda pemerintahan, APB Desa tahun anggaran berikutnya sudah harus dibuat dalam bentuk Anggaran Pendapatan dan Belanja Desa pada tahun berjalan.

2.3 Finance of Village Government

APB Desa is a village government authority in finance the government activities, the following year of APB Desa had to be made in the form of Village Budget.

APB Desa merinci seluruh Pendapatan dan Belanja baik rutin maupun pembangunan sebagai pencerminan rencana kegiatan yang akan dilakukan secara bersama-sama oleh aparat dan masyarakat desa.

APB Desa detailing all Revenue and Expenditure of village government both routine and development budget, as a reflections of government plan activities that will be held jointly by the officials and community.

Tabel g. Realisasi Pendapatan dan Belanja Pemerintah Desa (miliar rupiah), 2013-2014
Actual Revenue and Expenditure of Village Government (Billion Rupiahs), 2013-2014

Rincian/Classification	2013	2014*)
(1)	(2)	(3)
I. Pendapatan/Revenue	22 646,54	24 086,02
a. Pendapatan Asli Desa <i>Original Local Government Revenue</i>	4 127,63	4 353,46
b. Alokasi Dana Desa <i>Village Allocation Fund</i>	8 082,79	8 558,07
c. Bantuan Keuangan <i>Financial Assistance</i>	8 756,85	9 451,01
d. Pendapatan Lainnya <i>Other Revenue</i>	1 679,27	1 723,48
II. Belanja/Expenditure	22 039,50	23 453,13
a. Belanja Langsung <i>Direct Expenditure</i>	12 317,40	13 047,68
b. Belanja Tidak Langsung <i>Indirect Expenditure</i>	9 722,10	10 405,45

*) APB Desa

Jika dilihat dari pendapatan, tampak bahwa APB Desa 2014 ditargetkan meningkat dari realisasi pendapatan seluruh Pemerintah Desa selama 2013. Secara umum realisasi Pendapatan dan Belanja Desa Tahun Anggaran 2013 dan APB Desa 2014 menunjukkan bahwa sebagian besar penerimaan desa berasal dari Bantuan Keuangan. Pos Bantuan Keuangan pada 2013 misalnya tercatat sebesar 8.756,85 miliar rupiah, atau 38,66 persen dari total pendapatan yang mencapai 22.646,54 miliar rupiah dan

Regarding to the revenue, it showed that APB Desa 2014 was targeted to increase from the realization in 2013. In general, the actual Revenue and Expenditure in 2013 and APB Desa in 2014 showed that the majority of the village revenue is derived from the financial assistance. In 2013, the financial assistance accounted for 8,756.85 billion rupiahs or 38.66 percent of total revenue 22,646.54 billion rupiahs and 9,451.01

9.451,01 miliar rupiah atau 39,24 persen dari total pendapatan 24.086,02 miliar rupiah pada APB Desa 2014.

Serupa dengan pendapatan, belanja Pemerintah Desa pada APB Desa 2014 juga ditargetkan meningkat. Dari sisi belanja, pengeluaran desa pada tahun 2013 dan 2014 lebih banyak untuk belanja langsung, yaitu sebesar 12.317,40 miliar rupiah pada 2013 atau 55,89 persen dari total belanja sebesar 22.039,50 miliar rupiah, dan 13.047,68 miliar rupiah, atau 55,63 persen dari total belanja sebesar 23.453,13 miliar rupiah yang ditargetkan pada 2014.

2.3.1 Pendapatan

Salah satu indikator untuk melihat kemampuan desa dalam menyelenggarakan rumah tangganya adalah tingkat optimalisasi Pemerintah Desa dalam menggali sumber dana potensial yang ada di desa yang tercermin dari pendapatan asli desa. Semakin tinggi kontribusi pendapatan asli desa (PAD) terhadap total penerimaan desa, maka semakin tinggi tingkat kemandirian desa/nagari tersebut.

Kontribusi PAD 2014 terhadap total penerimaan desa ditargetkan mengalami penurunan dibanding PAD 2013, yaitu dari 18,23 persen menjadi 18,07 persen. Meskipun demikian, dilihat

billion rupiahs or 39.24 percent of total revenue 24,086.02 billion rupiahs in 2014.

Similar to revenue, government expenditure on APB Desa village in 2014 also targeted to increase. In terms of expenditure, expenditure on the village in 2013 and 2014 are more on direct expenditure, what amounted to 12,317.40 billion rupiahs in 2013 or 55.89 percent of total expenditure 22,039.50 billion rupiahs and 13,047.68 billion rupiahs or 55.63 percent to total expenditure 23,453.13 billion rupiahs in 2014.

2.3.1 Revenue

One indicator to examine the ability of village government in organizing the activities is in optimization of the village government in tapping the potential funding sources that exist in the village, as reflected in original local government revenue (PAD). The higher the contribution of village (PAD) to total revenue, the higher the degree of independence of the village.

PAD contribution to the total revenue in 2014 was targeted lower than the year 2013, ie from 18.23 percent in 2013 to 18.07 percent in 2014. However in term of nominal value PAD increased from

dari nominalnya PAD mengalami peningkatan yaitu dari 4 127,63 miliar rupiah pada 2013 menjadi 4.353,46 miliar pada 2014.

4,127.63 billion rupiahs in 2013 to 4,353.46 billion in 2014.

Tabel h. Distribusi Pendapatan dan Belanja Pemerintah Desa di Seluruh Indonesia (persen), 2013-2014/Distribution of Revenue and Expenditure of Village Government Throughout Indonesia (Percent), 2013-2014

Rincian/Classification	2013	2014*)
(1)	(2)	(3)
I. Pendapatan/Revenue	100,00	100,00
1. Pendapatan Asli Desa <i>Original Local Government Revenue</i>	18,23	18,07
2. Bagi Hasil Pajak/ <i>Tax Share</i>	2,35	2,51
3. Bagi Hasil Retribusi/ <i>Retribution Share</i>	0,44	0,45
4. Alokasi Dana Desa/ <i>Village Allocation Fund</i>	35,69	35,53
5. Bantuan Keuangan/ <i>Financial Assistance</i>	38,66	39,24
6. Hibah/ <i>Grant</i>	3,24	3,05
7. Sumbangan dari Pihak Ketiga <i>Donations from Third Parties</i>	1,39	1,15
II. Belanja/Expenditure	100,00	100,00
A. Belanja Langsung/Direct Expenditure	55,89	55,63
1. Belanja Pegawai/ <i>Personnel Expenditure</i>	9,56	9,40
2. Belanja Barang dan Jasa <i>Goods and Services Expenditure</i>	12,81	13,06
3. Belanja Modal/ <i>Capital Expenditure</i>	33,52	33,17
B. Belanja Tidak Langsung/Indirect Expenditure	44,11	44,37
1. Belanja Pegawai/ <i>Personnel Expenditure</i>	27,03	27,47
2. Belanja Subsidi/ <i>Subsidies Expenditure</i>	0,69	0,67
3. Belanja Hibah/ <i>Grant Expenditure</i>	4,40	4,47
4. Belanja Bantuan Sosial <i>Social Assistance Expenditure</i>	5,07	5,11
5. Belanja Bantuan Keuangan <i>Financial Assistance Expenditure</i>	5,45	5,37
6. Belanja Tak Terduga <i>Unpredicted Expenditure</i>	1,47	1,28

*) APB Desa

2.3.2 Belanja

Pengeluaran Pemerintah Desa secara garis besar dapat dibagi dalam dua bagian yaitu belanja langsung dan belanja tidak langsung. Belanja langsung terdiri atas belanja pegawai, belanja barang dan jasa, serta belanja modal. Adapun belanja tidak langsung terdiri atas belanja pegawai, belanja subsidi, belanja hibah, belanja bantuan sosial, belanja bantuan keuangan dan pengeluaran tak terduga.

Dilihat dari kontribusinya, belanja modal tetap memberikan kontribusi yang terbesar terhadap belanja langsung pada realisasi 2013 maupun APB Desa 2014, yaitu berturut-turut 33,52 persen dan 33,17 persen. Sementara itu, kontribusi belanja barang dan jasa hanya sebesar 12,81 persen terhadap total belanja desa. Sedangkan APB Desa 2014 ditargetkan meningkat menjadi 13,06 persen terhadap total belanja desa.

Dari sisi belanja tidak langsung, kontribusi terbesar diberikan oleh belanja pegawai yaitu sebesar 27,03 persen pada tahun 2013 dan meningkat menjadi 27,47 persen pada tahun 2014. Kontribusi belanja setelah belanja pegawai secara berturut-turut ialah belanja bantuan keuangan, belanja bantuan sosial, belanja hibah, belanja tak terduga, dan belanja subsidi.

2.3.2 Expenditure

Village government expenditure can be broadly divided into two parts: the direct expenditure and indirect expenditure. Direct expenditure consists of personnel expenditure, goods and services expenditure, and capital expenditure. While indirect expenditure consists of personnel expenditure, subsidies, grant expenditure, social assistance expenditure, financial assistance expenditure, and unpredicted expenditure.

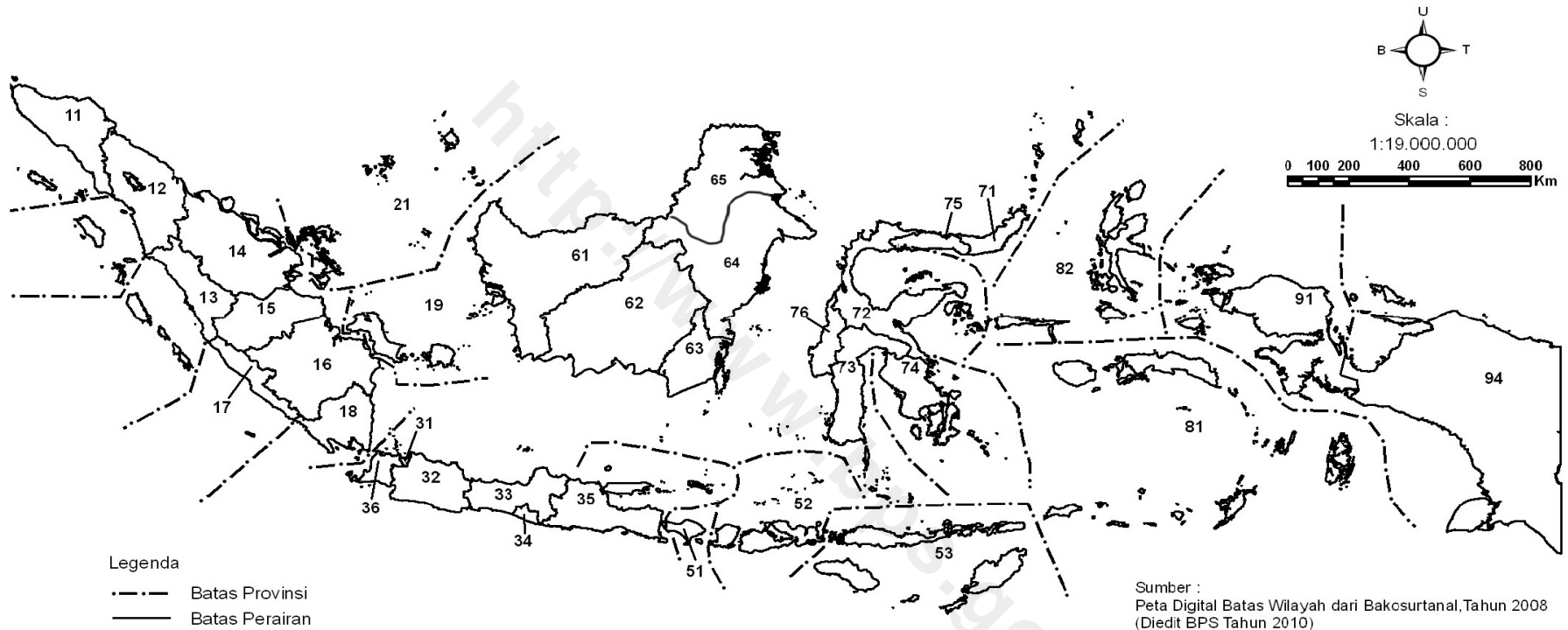
From the contributions side, capital expenditure remained the largest contribution to the direct expenditure in 2013 and in APB Desa 2014 ie 33.52 percent and 33.17 percent respectively. Meanwhile, the contribution of goods and services expenditure amounted to only 12.81 percent of the village total expenditure. In APB Desa 2014 it was targeted to increase to 13.06 percent.

In terms of indirect expenditure, the largest contribution was given by the personnel expenditure that amounting to 27.03 percent in 2013 and 27.47 percent in 2014. Then next realization expenditure after personnel expenditure were financial assistance expenditure, social assistance expenditure, grant expenditure, unpredicted expenditure, and subsidies.

Masing-masing komponen memberikan kontribusi sebesar 5,45 persen, 5,07 persen, 4,40 persen, 1,47 persen, dan 0,69 persen. Sama halnya dengan realisasi, kontribusi belanja tidak langsung pada APB Desa 2014 setelah belanja pegawai secara berturut meliputi belanja bantuan keuangan, belanja bantuan sosial, belanja hibah, belanja tak terduga, dan belanja subsidi masing-masing sebesar 5,37 persen, 5,11 persen, 4,47 persen, 1,28 persen, dan 0,67 persen.

Each component accounted for 5.45 percent, 5.07 percent, 4.40 percent, 1.47 percent and 0.69 percent. Similarly the realization, the contributions of indirect expenditure on APB Desa 2014 after personnel expenditure were as following financial assistance expenditure, social assistance expenditure, grant expenditure, unpredicted expenditure, and subsidies, that amounting to 5.37 percent, 5.11 percent, 4.47 percent, 1.28 percent, and 0.67 percent respectively.

Gambar Peta Indeks Indonesia menurut Provinsi
Index Map of Indonesia by Province



KODE	NAMA PROVINSI
11	ACEH
12	SUMATERA UTARA
13	SUMATERA BARAT
14	RIAU
15	JAMBI
16	SUMATERA SELATAN
17	BENGKULU
18	LAMPUNG
19	KEP. BANGKA BELITUNG

KODE	NAMA PROVINSI
21	KEP. RIAU
31	DKI JAKARTA
32	JAWA BARAT
33	JAWA TENGAH
34	D.I YOGYAKARTA
35	JAWA TIMUR
36	BANTEN
51	BALI
52	NUSA TENGGARA BARAT

KODE	NAMA PROVINSI
53	NUSA TENGGARA TIMUR
61	KALIMANTAN BARAT
62	KALIMANTAN TENGAH
63	KALIMANTAN SELATAN
64	KALIMANTAN TIMUR
65	KALIMANTAN UTARA
71	SULAWESI UTARA
72	SULAWESI TENGAH
73	SULAWESI SELATAN

KODE	NAMA PROVINSI
74	SULAWESI TENGGARA
75	GORONTALO
76	SULAWESI BARAT
81	MALUKU
82	MALUKU UTARA
91	PAPUA BARAT
94	PAPUA

REALISASI PENDAPATAN DAN BELANJA PEMERINTAH DESA SELURUH INDONESIA

Tabel : 1 **MENURUT PROVINSI (ribu rupiah), 2013**
Table **ACTUAL REVENUE AND EXPENDITURE OF VILLAGE GOVERNMENT THROUGHOUT**
INDONESIA BY PROVINCE (thousand rupiahs), 2013

Provinsi <i>Province</i>	Pendapatan <i>Revenue</i>	Belanja <i>Expenditure</i>
(1)	(2)	(3)
1. Aceh	1 017 017 043	965 124 601
2. Sumatera Utara	549 373 365	543 053 161
3. Sumatera Barat	251 160 046	240 809 699
4. Riau	748 629 335	681 674 719
5. Jambi	267 770 106	263 148 463
6. Sumatera Selatan	726 798 725	710 391 694
7. Bengkulu	168 259 054	165 349 553
8. Lampung	466 368 689	451 156 967
9. Kepulauan Bangka Belitung	169 046 028	177 624 928
10. Kepulauan Riau	98 145 551	95 302 809
11. Jawa Barat	3 315 638 511	3 262 667 180
12. Jawa Tengah	3 293 949 220	3 253 748 698
13. D. I. Yogyakarta	321 121 284	319 043 409
14. Jawa Timur	3 414 938 624	3 381 310 129
15. Banten	406 228 652	396 481 552
16. Bali	960 784 376	971 124 319
17. Nusa Tenggara Barat	258 660 543	257 753 690
18. Nusa Tenggara Timur	502 394 426	487 881 050
19. Kalimantan Barat	373 843 461	374 531 717
20. Kalimantan Tengah	299 599 285	293 816 683
21. Kalimantan Selatan	346 542 431	343 814 170
22. Kalimantan Timur	944 873 500	921 727 095
23. Kalimantan Utara	325 664 724	334 027 033
24. Sulawesi Utara	282 891 196	268 626 020
25. Sulawesi Tengah	215 105 736	215 126 551
26. Sulawesi Selatan	487 564 016	481 791 445
27. Sulawesi Tenggara	417 351 079	413 316 471
28. Gorontalo	95 946 952	94 624 475
29. Sulawesi Barat	53 177 368	53 420 960
30. Maluku	103 326 770	93 499 273
31. Maluku Utara	125 941 933	109 205 811
32. Papua Barat	294 456 044	284 219 102
33. Papua	1 343 973 519	1 134 108 907
INDONESIA	22 646 541 592	22 039 502 334

ANGGARAN PENDAPATAN DAN BELANJA PEMERINTAH DESA SELURUH INDONESIA

Tabel : 2 MENURUT PROVINSI (ribu rupiah), 2014
Table *REVENUE AND EXPENDITURE BUDGET OF VILLAGE GOVERNMENT THROUGHOUT INDONESIA BY PROVINCE (thousand rupiahs), 2014*

Provinsi <i>Province</i>	Pendapatan <i>Revenue</i>	Belanja <i>Expenditure</i>
(1)	(2)	(3)
1. Aceh	1 045 770 637	994 514 190
2. Sumatera Utara	544 029 800	536 257 758
3. Sumatera Barat	272 841 926	256 664 078
4. Riau	734 550 091	655 249 465
5. Jambi	292 896 599	285 034 763
6. Sumatera Selatan	792 846 299	769 082 175
7. Bengkulu	181 755 505	179 094 839
8. Lampung	508 737 549	503 030 740
9. Kepulauan Bangka Belitung	160 908 639	169 806 254
10. Kepulauan Riau	116 196 664	103 588 207
11. Jawa Barat	3 557 909 060	3 499 765 003
12. Jawa Tengah	3 771 573 518	3 740 349 469
13. D. I. Yogyakarta	327 955 220	346 832 909
14. Jawa Timur	3 547 863 853	3 516 968 186
15. Banten	394 035 156	384 974 226
16. Bali	1 083 367 722	1 114 570 763
17. Nusa Tenggara Barat	289 771 319	291 460 849
18. Nusa Tenggara Timur	528 236 825	502 501 811
19. Kalimantan Barat	390 774 663	380 249 641
20. Kalimantan Tengah	334 911 824	331 174 996
21. Kalimantan Selatan	380 921 884	377 917 825
22. Kalimantan Timur	947 430 970	928 252 214
23. Kalimantan Utara	307 170 373	307 101 761
24. Sulawesi Utara	292 099 595	278 832 761
25. Sulawesi Tengah	223 697 271	204 490 663
26. Sulawesi Selatan	528 618 894	510 792 963
27. Sulawesi Tenggara	419 119 934	412 161 332
28. Gorontalo	106 366 752	102 462 138
29. Sulawesi Barat	52 913 473	52 761 660
30. Maluku	96 222 891	89 220 069
31. Maluku Utara	126 325 310	127 098 395
32. Papua Barat	278 278 417	267 350 880
33. Papua	1 449 920 762	1 233 514 963
INDONESIA	24 086 019 395	23 453 127 946

REALISASI PENDAPATAN DAN BELANJA PEMERINTAH DESA SELURUH

Tabel : 3 INDONESIA (ribu rupiah), 2013-2014
Table

**ACTUAL REVENUE AND EXPENDITURE OF VILLAGE GOVERNMENT
 THROUGHOUT INDONESIA (thousand rupiahs), 2013-2014**

Rincian <i>Classification</i>	2013	2014*)
(1)	(2)	(3)
I. PENDAPATAN/REVENUE	22 646 541 589	24 086 019 395
1. Pendapatan Asli Daerah <i>Original Local Government Revenue</i>	4 127 631 363	4 353 460 235
2. Bagi Hasil Pajak <i>Tax Share</i>	533 091 496	603 968 914
3. Bagi Hasil Retribusi <i>Retribution Share</i>	98 908 379	108 362 006
4. Alokasi Dana Desa <i>Village Allocation Fund</i>	8 082 794 628	8 558 069 346
5. Bantuan Keuangan <i>Financial Assistance</i>	8 756 846 145	9 451 009 871
6. Hibah <i>Grant</i>	732 958 316	733 410 665
7. Sumbangan dari Pihak Ketiga <i>Donation from Third Parties</i>	314 311 262	277 738 358
II. BELANJA/EXPENDITURE	22 039 502 331	23 453 127 948
1. Belanja Pegawai <i>Personnel Expenditure</i>	8 064 969 634	8 647 045 965
2. Belanja Barang dan Jasa <i>Goods and Services Expenditure</i>	2 822 157 503	3 064 273 057
3. Belanja Modal <i>Capital Expenditure</i>	7 387 688 036	7 778 781 461
4. Belanja Subsidi <i>Subsidies Expenditure</i>	152 068 708	157 894 185
5. Belanja Hibah <i>Grants Expenditure</i>	970 497 912	1 046 884 749
6. Belanja Bantuan Sosial <i>Social Assistance Expenditure</i>	1 116 894 225	1 198 825 113
7. Belanja Bantuan Keuangan <i>Financial Assistance Expenditure</i>	1 201 962 657	1 259 751 477
8. Belanja Tak Terduga <i>Unpredicted Expenditure</i>	323 263 656	299 671 941

*) APB Desa

Gambar Peta Indeks Provinsi Aceh menurut Kabupaten/Kota

..... : 01

Figure Index Map of Aceh Province by Regency/Municipality



Tabel : 4
Table REALISASI PENDAPATAN DAN BELANJA PEMERINTAH DESA SELURUH PROVINSI
 ACEH (ribu rupiah), 2013-2014
 ACTUAL REVENUE AND EXPENDITURE OF VILLAGE GOVERNMENT THROUGHOUT
 ACEH PROVINCE (thousand rupiahs), 2013-2014

Kabupaten/Kota <i>Regency/Municipality</i>	2013		2014*)	
	Pendapatan <i>Revenue</i>	Belanja <i>Expenditure</i>	Pendapatan <i>Revenue</i>	Belanja <i>Expenditure</i>
(1)	(2)	(3)	(4)	(5)
01 Simeulue	27 500 761	27 251 860	26 469 298	26 403 796
02 Aceh Singkil	13 101 168	12 753 536	13 205 915	12 869 711
03 Aceh Selatan	38 111 671	34 935 133	40 809 791	37 424 457
04 Aceh Tenggara	54 979 323	54 605 796	67 514 742	67 062 206
05 Aceh Timur	64 858 789	63 757 222	65 145 602	64 056 857
06 Aceh Tengah	51 820 267	50 637 311	63 683 715	62 243 696
07 Aceh Barat	60 731 270	58 159 051	57 822 000	55 818 630
08 Aceh Besar	89 257 911	73 909 698	89 831 495	74 647 231
09 Pidie	109 998 188	101 231 216	104 201 797	95 845 785
10 Bireuen	79 482 873	73 056 395	79 349 543	72 384 452
11 Aceh Utara	123 224 004	120 667 917	129 091 084	128 576 201
12 Aceh Barat Daya	18 834 739	18 961 988	18 276 866	18 400 378
13 Gayo Lues	22 169 733	21 880 964	20 637 516	20 348 745
14 Aceh Tamiang	46 622 742	43 523 182	44 365 884	41 142 163
15 Nagan Raya	39 797 579	39 471 468	44 748 310	44 381 225
16 Aceh Jaya	38 058 513	38 128 288	45 369 369	45 449 757
17 Bener Meriah	34 536 766	32 421 948	31 600 904	29 633 231
18 Pidie Jaya	35 394 791	35 401 216	34 074 170	34 080 356
71 Banda Aceh	17 705 124	14 842 239	19 882 285	16 667 356
73 Langsa	8 133 143	8 086 315	6 869 314	5 537 115
74 Lhokseumawe	25 059 100	24 488 819	25 279 049	25 179 823
75 Subulussalam	17 638 588	16 953 039	17 541 988	16 361 019
ACEH	1 017 017 043	965 124 601	1 045 770 637	994 514 190

*) APB Desa

Tabel : 4.1 REALISASI PENDAPATAN DAN BELANJA SELURUH PEMERINTAH DESA DI
PROVINSI ACEH (ribu rupiah), 2013-2014
Table ACTUAL REVENUE AND EXPENDITURE OF VILLAGE GOVERNMENT THROUGHOUT
ACEH PROVINCE (thousand rupiahs), 2013-2014

Rincian <i>Classification</i>	2013	2014*)
(1)	(2)	(3)
I. PENDAPATAN/REVENUE	1 017 017 043	1 045 770 637
1. Pendapatan Asli Daerah <i>Original Local Government Revenue</i>	49 771 681	52 652 631
2. Bagi Hasil Pajak <i>Tax Share</i>	605 720	321 742
3. Bagi Hasil Retribusi <i>Retribution Share</i>	1 226 971	1 301 501
4. Alokasi Dana Desa <i>Village Allocation Fund</i>	267 067 717	277 487 979
5. Bantuan Keuangan <i>Financial Assistance</i>	637 731 817	654 945 662
6. Hibah <i>Grant</i>	40 673 789	38 791 247
7. Sumbangan dari Pihak Ketiga <i>Donation from Third Parties</i>	19 939 348	20 269 875
II. BELANJA/EXPENDITURE	965 124 601	994 514 190
1. Belanja Pegawai <i>Personnel Expenditure</i>	308 584 718	320 736 531
2. Belanja Barang dan Jasa <i>Goods and Services Expenditure</i>	65 062 374	66 096 262
3. Belanja Modal <i>Capital Expenditure</i>	548 104 655	562 294 772
4. Belanja Subsidi <i>Subsidies Expenditure</i>	332 783	455 669
5. Belanja Hibah <i>Grants Expenditure</i>	4 906 518	4 996 204
6. Belanja Bantuan Sosial <i>Social Assistance Expenditure</i>	24 462 230	25 087 701
7. Belanja Bantuan Keuangan <i>Financial Assistance Expenditure</i>	9 630 223	10 202 033
8. Belanja Tak Terduga <i>Unpredicted Expenditure</i>	4 041 100	4 645 018

*) APB Desa

REALISASI PENDAPATAN DAN BELANJA PEMERINTAH DESA, KABUPATEN

Tabel : 4.2 SIMEULUE PROVINSI ACEH (ribu rupiah), 2013-2014

Table

ACTUAL REVENUE AND EXPENDITURE OF VILLAGE GOVERNMENT OF SIMEULUE, ACEH (thousand rupiahs), 2013-2014

Kabupaten / Regency : Simeulue

Rincian <i>Classification</i>	2013	2014*)
(1)	(2)	(3)
I. PENDAPATAN/ REVENUE	27 500 761	26 469 298
1. Pendapatan Asli Daerah <i>Original Local Government Revenue</i>	899 702	883 352
2. Bagi Hasil Pajak <i>Tax Share</i>	0	0
3. Bagi Hasil Retribusi <i>Retribution Share</i>	31 083	31 083
4. Alokasi Dana Desa <i>Village Allocation Fund</i>	3 420 227	3 271 364
5. Bantuan Keuangan <i>Financial Assistance</i>	17 399 440	16 848 190
6. Hibah <i>Grant</i>	1 339 773	1 339 773
7. Sumbangan dari Pihak Ketiga <i>Donation from Third Parties</i>	4 410 536	4 095 536
II. BELANJA/ EXPENDITURE	27 251 860	26 403 796
1. Belanja Pegawai <i>Personnel Expenditure</i>	11 497 075	11 073 366
2. Belanja Barang dan Jasa <i>Goods and Services Expenditure</i>	1 368 193	1 369 593
3. Belanja Modal <i>Capital Expenditure</i>	10 050 786	9 940 031
4. Belanja Subsidi <i>Subsidies Expenditure</i>	0	0
5. Belanja Hibah <i>Grants Expenditure</i>	0	0
6. Belanja Bantuan Sosial <i>Social Assistance Expenditure</i>	4 207 486	3 892 486
7. Belanja Bantuan Keuangan <i>Financial Assistance Expenditure</i>	57 461	57 461
8. Belanja Tak Terduga <i>Unpredicted Expenditure</i>	70 859	70 859

*) APB Desa

**REALISASI PENDAPATAN DAN BELANJA PEMERINTAH DESA, KABUPATEN ACEH
SINGKIL PROVINSI ACEH (ribu rupiah), 2013-2014
ACTUAL REVENUE AND EXPENDITURE OF VILLAGE GOVERNMENT OF ACEH
SINGKIL, ACEH (thousand rupiahs), 2013-2014**

Tabel : 4.3
Table

Kabupaten / Regency : Aceh Singkil

Rincian Classification	2013	2014*)
(1)	(2)	(3)
I. PENDAPATAN/ REVENUE	13 101 168	13 205 915
1. Pendapatan Asli Daerah <i>Original Local Government Revenue</i>	292 915	252 828
2. Bagi Hasil Pajak <i>Tax Share</i>	20 085	20 085
3. Bagi Hasil Retribusi <i>Retribution Share</i>	0	0
4. Alokasi Dana Desa <i>Village Allocation Fund</i>	4 342 053	4 342 053
5. Bantuan Keuangan <i>Financial Assistance</i>	8 010 623	8 155 457
6. Hibah <i>Grant</i>	262 967	262 967
7. Sumbangan dari Pihak Ketiga <i>Donation from Third Parties</i>	172 525	172 525
II. BELANJA/ EXPENDITURE	12 753 536	12 869 711
1. Belanja Pegawai <i>Personnel Expenditure</i>	5 982 014	5 831 318
2. Belanja Barang dan Jasa <i>Goods and Services Expenditure</i>	1 059 619	1 009 958
3. Belanja Modal <i>Capital Expenditure</i>	5 586 973	5 906 771
4. Belanja Subsidi <i>Subsidies Expenditure</i>	0	0
5. Belanja Hibah <i>Grants Expenditure</i>	46 667	46 667
6. Belanja Bantuan Sosial <i>Social Assistance Expenditure</i>	47 380	47 380
7. Belanja Bantuan Keuangan <i>Financial Assistance Expenditure</i>	0	0
8. Belanja Tak Terduga <i>Unpredicted Expenditure</i>	30 883	27 617

*) APB Desa

REALISASI PENDAPATAN DAN BELANJA PEMERINTAH DESA, KABUPATEN ACEH SELATAN PROVINSI ACEH (ribu rupiah), 2013-2014
ACTUAL REVENUE AND EXPENDITURE OF VILLAGE GOVERNMENT OF ACEH SELATAN, ACEH (thousand rupiahs), 2013-2014

Tabel : 4.4
Table

Kabupaten / Regency : Aceh Selatan

Rincian <i>Classification</i>	2013	2014*)
(1)	(2)	(3)
I. PENDAPATAN/ REVENUE	38 111 671	40 809 791
1. Pendapatan Asli Daerah <i>Original Local Government Revenue</i>	735 677	799 446
2. Bagi Hasil Pajak <i>Tax Share</i>	0	0
3. Bagi Hasil Retribusi <i>Retribution Share</i>	0	0
4. Alokasi Dana Desa <i>Village Allocation Fund</i>	8 099 769	8 671 928
5. Bantuan Keuangan <i>Financial Assistance</i>	23 717 972	25 414 818
6. Hibah <i>Grant</i>	5 558 253	5 923 599
7. Sumbangan dari Pihak Ketiga <i>Donation from Third Parties</i>	0	0
II. BELANJA/ EXPENDITURE	34 935 133	37 424 457
1. Belanja Pegawai <i>Personnel Expenditure</i>	8 939 860	9 567 760
2. Belanja Barang dan Jasa <i>Goods and Services Expenditure</i>	571 431	610 705
3. Belanja Modal <i>Capital Expenditure</i>	24 701 699	26 473 568
4. Belanja Subsidi <i>Subsidies Expenditure</i>	0	0
5. Belanja Hibah <i>Grants Expenditure</i>	14 867	15 844
6. Belanja Bantuan Sosial <i>Social Assistance Expenditure</i>	628 250	670 768
7. Belanja Bantuan Keuangan <i>Financial Assistance Expenditure</i>	51 290	54 661
8. Belanja Tak Terduga <i>Unpredicted Expenditure</i>	27 736	31 151

*) APB Desa

**REALISASI PENDAPATAN DAN BELANJA PEMERINTAH DESA, KABUPATEN ACEH
TENGGERA PROVINSI ACEH (ribu rupiah), 2013-2014**
**ACTUAL REVENUE AND EXPENDITURE OF VILLAGE GOVERNMENT OF ACEH
TENGGERA, ACEH (thousand rupiahs), 2013-2014**

Tabel : 4.5
Table

Kabupaten / Regency : Aceh Tenggara

Rincian Classification	2013	2014*)
(1)	(2)	(3)
I. PENDAPATAN/ REVENUE	54 979 323	67 514 742
1. Pendapatan Asli Daerah <i>Original Local Government Revenue</i>	0	0
2. Bagi Hasil Pajak <i>Tax Share</i>	0	0
3. Bagi Hasil Retribusi <i>Retribution Share</i>	0	0
4. Alokasi Dana Desa <i>Village Allocation Fund</i>	10 184 451	12 504 343
5. Bantuan Keuangan <i>Financial Assistance</i>	44 794 872	55 010 399
6. Hibah <i>Grant</i>	0	0
7. Sumbangan dari Pihak Ketiga <i>Donation from Third Parties</i>	0	0
II. BELANJA/ EXPENDITURE	54 605 796	67 062 206
1. Belanja Pegawai <i>Personnel Expenditure</i>	21 286 862	26 147 104
2. Belanja Barang dan Jasa <i>Goods and Services Expenditure</i>	7 724 062	9 487 645
3. Belanja Modal <i>Capital Expenditure</i>	25 594 872	31 427 457
4. Belanja Subsidi <i>Subsidies Expenditure</i>	0	0
5. Belanja Hibah <i>Grants Expenditure</i>	0	0
6. Belanja Bantuan Sosial <i>Social Assistance Expenditure</i>	0	0
7. Belanja Bantuan Keuangan <i>Financial Assistance Expenditure</i>	0	0
8. Belanja Tak Terduga <i>Unpredicted Expenditure</i>	0	0

*) APB Desa

**REALISASI PENDAPATAN DAN BELANJA PEMERINTAH DESA, KABUPATEN ACEH
TIMUR PROVINSI ACEH (ribu rupiah), 2013-2014**
**ACTUAL REVENUE AND EXPENDITURE OF VILLAGE GOVERNMENT OF ACEH
TIMUR, ACEH (thousand rupiahs), 2013-2014**

Tabel : 4.6
Table

Kabupaten / Regency : Aceh Timur

Rincian Classification	2013	2014*)
(1)	(2)	(3)
I. PENDAPATAN/ REVENUE	64 858 789	65 145 602
1. Pendapatan Asli Daerah <i>Original Local Government Revenue</i>	4 370 167	4 338 430
2. Bagi Hasil Pajak <i>Tax Share</i>	121 751	120 334
3. Bagi Hasil Retribusi <i>Retribution Share</i>	74 667	95 759
4. Alokasi Dana Desa <i>Village Allocation Fund</i>	3 046 720	3 053 606
5. Bantuan Keuangan <i>Financial Assistance</i>	55 859 227	56 151 667
6. Hibah <i>Grant</i>	997 444	1 001 519
7. Sumbangan dari Pihak Ketiga <i>Donation from Third Parties</i>	388 813	384 287
II. BELANJA/ EXPENDITURE	63 757 222	64 056 857
1. Belanja Pegawai <i>Personnel Expenditure</i>	19 050 779	19 180 647
2. Belanja Barang dan Jasa <i>Goods and Services Expenditure</i>	3 531 230	3 512 082
3. Belanja Modal <i>Capital Expenditure</i>	40 623 754	40 819 089
4. Belanja Subsidi <i>Subsidies Expenditure</i>	0	0
5. Belanja Hibah <i>Grants Expenditure</i>	0	0
6. Belanja Bantuan Sosial <i>Social Assistance Expenditure</i>	155 898	154 083
7. Belanja Bantuan Keuangan <i>Financial Assistance Expenditure</i>	285 037	281 719
8. Belanja Tak Terduga <i>Unpredicted Expenditure</i>	110 524	109 237

*) APB Desa

**REALISASI PENDAPATAN DAN BELANJA PEMERINTAH DESA, KABUPATEN ACEH
TENGAH PROVINSI ACEH (ribu rupiah), 2013-2014
ACTUAL REVENUE AND EXPENDITURE OF VILLAGE GOVERNMENT OF ACEH
TENGAH, ACEH (thousand rupiahs), 2013-2014**

Tabel : 4.7
Table

Kabupaten / Regency : Aceh Tengah

Rincian Classification	2013	2014*)
(1)	(2)	(3)
I. PENDAPATAN/ REVENUE	51 820 267	63 683 715
1. Pendapatan Asli Daerah <i>Original Local Government Revenue</i>	855 461	1 056 772
2. Bagi Hasil Pajak <i>Tax Share</i>	0	0
3. Bagi Hasil Retribusi <i>Retribution Share</i>	0	0
4. Alokasi Dana Desa <i>Village Allocation Fund</i>	6 850 317	8 409 451
5. Bantuan Keuangan <i>Financial Assistance</i>	40 384 811	49 610 128
6. Hibah <i>Grant</i>	3 372 581	4 166 233
7. Sumbangan dari Pihak Ketiga <i>Donation from Third Parties</i>	357 097	441 131
II. BELANJA/ EXPENDITURE	50 637 311	62 243 696
1. Belanja Pegawai <i>Personnel Expenditure</i>	18 458 664	22 644 910
2. Belanja Barang dan Jasa <i>Goods and Services Expenditure</i>	1 771 627	2 176 071
3. Belanja Modal <i>Capital Expenditure</i>	28 619 048	35 222 056
4. Belanja Subsidi <i>Subsidies Expenditure</i>	0	0
5. Belanja Hibah <i>Grants Expenditure</i>	79 355	98 029
6. Belanja Bantuan Sosial <i>Social Assistance Expenditure</i>	1 372 704	1 690 049
7. Belanja Bantuan Keuangan <i>Financial Assistance Expenditure</i>	291 474	357 684
8. Belanja Tak Terduga <i>Unpredicted Expenditure</i>	44 439	54 897

*) APB Desa

**REALISASI PENDAPATAN DAN BELANJA PEMERINTAH DESA, KABUPATEN ACEH
BARAT PROVINSI ACEH (ribu rupiah), 2013-2014**
**ACTUAL REVENUE AND EXPENDITURE OF VILLAGE GOVERNMENT OF ACEH
BARAT, ACEH (thousand rupiahs), 2013-2014**

Tabel : 4.8
Table

Kabupaten / Regency : Aceh Barat

Rincian <i>Classification</i>	2013	2014*)
(1)	(2)	(3)
I. PENDAPATAN/ REVENUE	60 731 270	57 822 000
1. Pendapatan Asli Daerah <i>Original Local Government Revenue</i>	3 172 904	3 057 457
2. Bagi Hasil Pajak <i>Tax Share</i>	4 427	3 181
3. Bagi Hasil Retribusi <i>Retribution Share</i>	0	0
4. Alokasi Dana Desa <i>Village Allocation Fund</i>	3 130 000	3 130 000
5. Bantuan Keuangan <i>Financial Assistance</i>	51 242 912	49 160 460
6. Hibah <i>Grant</i>	2 890 333	2 159 444
7. Sumbangan dari Pihak Ketiga <i>Donation from Third Parties</i>	290 694	311 458
II. BELANJA/ EXPENDITURE	58 159 051	55 818 630
1. Belanja Pegawai <i>Personnel Expenditure</i>	20 137 434	19 695 596
2. Belanja Barang dan Jasa <i>Goods and Services Expenditure</i>	2 039 783	2 168 935
3. Belanja Modal <i>Capital Expenditure</i>	30 451 787	28 862 170
4. Belanja Subsidi <i>Subsidies Expenditure</i>	0	0
5. Belanja Hibah <i>Grants Expenditure</i>	2 076 389	2 076 389
6. Belanja Bantuan Sosial <i>Social Assistance Expenditure</i>	2 463 635	2 447 024
7. Belanja Bantuan Keuangan <i>Financial Assistance Expenditure</i>	548 167	126 660
8. Belanja Tak Terduga <i>Unpredicted Expenditure</i>	441 856	441 856

*) APB Desa

**REALISASI PENDAPATAN DAN BELANJA PEMERINTAH DESA, KABUPATEN ACEH
 BESAR PROVINSI ACEH (ribu rupiah), 2013-2014
 ACTUAL REVENUE AND EXPENDITURE OF VILLAGE GOVERNMENT OF ACEH
 BESAR, ACEH (thousand rupiahs), 2013-2014**

Tabel : 4.9
 Table

Kabupaten / Regency : Aceh Besar

Rincian Classification	2013	2014*)
(1)	(2)	(3)
I. PENDAPATAN/ REVENUE	89 257 911	89 831 495
1. Pendapatan Asli Daerah <i>Original Local Government Revenue</i>	5 386 467	6 191 936
2. Bagi Hasil Pajak <i>Tax Share</i>	0	0
3. Bagi Hasil Retribusi <i>Retribution Share</i>	0	0
4. Alokasi Dana Desa <i>Village Allocation Fund</i>	36 050 091	35 660 613
5. Bantuan Keuangan <i>Financial Assistance</i>	42 634 353	44 627 346
6. Hibah <i>Grant</i>	5 187 000	3 351 600
7. Sumbangan dari Pihak Ketiga <i>Donation from Third Parties</i>	0	0
II. BELANJA/ EXPENDITURE	73 909 698	74 647 231
1. Belanja Pegawai <i>Personnel Expenditure</i>	25 167 071	27 071 480
2. Belanja Barang dan Jasa <i>Goods and Services Expenditure</i>	3 580 313	3 531 922
3. Belanja Modal <i>Capital Expenditure</i>	40 551 489	38 952 150
4. Belanja Subsidi <i>Subsidies Expenditure</i>	73 150	0
5. Belanja Hibah <i>Grants Expenditure</i>	617 120	617 120
6. Belanja Bantuan Sosial <i>Social Assistance Expenditure</i>	1 821 036	1 174 789
7. Belanja Bantuan Keuangan <i>Financial Assistance Expenditure</i>	1 785 639	1 734 670
8. Belanja Tak Terduga <i>Unpredicted Expenditure</i>	313 880	1 565 100

*) APB Desa

REALISASI PENDAPATAN DAN BELANJA PEMERINTAH DESA, KABUPATEN PIDIE

Tabel : 4.10 PROVINSI ACEH (ribu rupiah), 2013-2014

Table

**ACTUAL REVENUE AND EXPENDITURE OF VILLAGE GOVERNMENT OF PIDIE,
ACEH (thousand rupiahs), 2013-2014**

Kabupaten / Regency : Pidie

Rincian <i>Classification</i>	2013	2014*)
(1)	(2)	(3)
I. PENDAPATAN/ REVENUE	109 998 188	104 201 797
1. Pendapatan Asli Daerah <i>Original Local Government Revenue</i>	5 626 429	5 527 627
2. Bagi Hasil Pajak <i>Tax Share</i>	0	0
3. Bagi Hasil Retribusi <i>Retribution Share</i>	0	0
4. Alokasi Dana Desa <i>Village Allocation Fund</i>	68 824 472	67 096 867
5. Bantuan Keuangan <i>Financial Assistance</i>	34 890 038	30 920 054
6. Hibah <i>Grant</i>	595 677	595 677
7. Sumbangan dari Pihak Ketiga <i>Donation from Third Parties</i>	61 572	61 572
II. BELANJA/ EXPENDITURE	101 231 216	95 845 785
1. Belanja Pegawai <i>Personnel Expenditure</i>	20 175 579	19 125 756
2. Belanja Barang dan Jasa <i>Goods and Services Expenditure</i>	11 045 990	10 956 696
3. Belanja Modal <i>Capital Expenditure</i>	61 336 903	57 132 114
4. Belanja Subsidi <i>Subsidies Expenditure</i>	0	0
5. Belanja Hibah <i>Grants Expenditure</i>	701 638	701 638
6. Belanja Bantuan Sosial <i>Social Assistance Expenditure</i>	7 883 186	7 841 661
7. Belanja Bantuan Keuangan <i>Financial Assistance Expenditure</i>	0	0
8. Belanja Tak Terduga <i>Unpredicted Expenditure</i>	87 920	87 920

*) APB Desa

REALISASI PENDAPATAN DAN BELANJA PEMERINTAH DESA, KABUPATEN

Tabel : 4.11 BIREUEN PROVINSI ACEH (ribu rupiah), 2013-2014

Table

**ACTUAL REVENUE AND EXPENDITURE OF VILLAGE GOVERNMENT OF BIREUEN,
ACEH (thousand rupiahs), 2013-2014**

Kabupaten / Regency : Bireuen

Rincian <i>Classification</i>	2013	2014*)
(1)	(2)	(3)
I. PENDAPATAN/ REVENUE	79 482 873	79 349 543
1. Pendapatan Asli Daerah <i>Original Local Government Revenue</i>	5 976 528	5 964 156
2. Bagi Hasil Pajak <i>Tax Share</i>	1 237	1 237
3. Bagi Hasil Retribusi <i>Retribution Share</i>	123 721	123 721
4. Alokasi Dana Desa <i>Village Allocation Fund</i>	4 848 000	4 890 065
5. Bantuan Keuangan <i>Financial Assistance</i>	63 232 735	63 688 316
6. Hibah <i>Grant</i>	4 267 815	4 267 815
7. Sumbangan dari Pihak Ketiga <i>Donation from Third Parties</i>	1 032 837	414 233
II. BELANJA/ EXPENDITURE	73 056 395	72 384 452
1. Belanja Pegawai <i>Personnel Expenditure</i>	20 815 260	20 799 324
2. Belanja Barang dan Jasa <i>Goods and Services Expenditure</i>	2 567 550	2 512 834
3. Belanja Modal <i>Capital Expenditure</i>	48 532 729	47 812 022
4. Belanja Subsidi <i>Subsidies Expenditure</i>	206 513	402 549
5. Belanja Hibah <i>Grants Expenditure</i>	0	0
6. Belanja Bantuan Sosial <i>Social Assistance Expenditure</i>	66 809	63 098
7. Belanja Bantuan Keuangan <i>Financial Assistance Expenditure</i>	188 056	245 586
8. Belanja Tak Terduga <i>Unpredicted Expenditure</i>	679 478	549 039

*) APB Desa

REALISASI PENDAPATAN DAN BELANJA PEMERINTAH DESA, KABUPATEN ACEH

Tabel : 4.12 UTARA PROVINSI ACEH (ribu rupiah), 2013-2014

Table

**ACTUAL REVENUE AND EXPENDITURE OF VILLAGE GOVERNMENT OF ACEH
UTARA, ACEH (thousand rupiahs), 2013-2014**

Kabupaten / Regency : Aceh Utara

Rincian <i>Classification</i>	2013	2014*)
(1)	(2)	(3)
I. PENDAPATAN/ REVENUE	123 224 004	129 091 084
1. Pendapatan Asli Daerah <i>Original Local Government Revenue</i>	8 300 863	9 818 960
2. Bagi Hasil Pajak <i>Tax Share</i>	428 266	132 701
3. Bagi Hasil Retribusi <i>Retribution Share</i>	0	0
4. Alokasi Dana Desa <i>Village Allocation Fund</i>	42 905 392	47 914 773
5. Bantuan Keuangan <i>Financial Assistance</i>	68 293 237	68 355 008
6. Hibah <i>Grant</i>	3 228 769	2 869 642
7. Sumbangan dari Pihak Ketiga <i>Donation from Third Parties</i>	67 477	0
II. BELANJA/ EXPENDITURE	120 667 917	128 576 201
1. Belanja Pegawai <i>Personnel Expenditure</i>	33 667 544	34 281 687
2. Belanja Barang dan Jasa <i>Goods and Services Expenditure</i>	7 076 728	6 202 856
3. Belanja Modal <i>Capital Expenditure</i>	73 922 782	81 544 325
4. Belanja Subsidi <i>Subsidies Expenditure</i>	29 660	29 660
5. Belanja Hibah <i>Grants Expenditure</i>	51 906	0
6. Belanja Bantuan Sosial <i>Social Assistance Expenditure</i>	2 711 176	3 883 625
7. Belanja Bantuan Keuangan <i>Financial Assistance Expenditure</i>	1 835 135	1 674 079
8. Belanja Tak Terduga <i>Unpredicted Expenditure</i>	1 372 986	959 969

*) APB Desa

REALISASI PENDAPATAN DAN BELANJA PEMERINTAH DESA, KABUPATEN ACEH

Tabel : 4.13 BARAT DAYA PROVINSI ACEH (ribu rupiah), 2013-2014

Table

**ACTUAL REVENUE AND EXPENDITURE OF VILLAGE GOVERNMENT OF ACEH
BARAT DAYA, ACEH (thousand rupiahs), 2013-2014**

Kabupaten / Regency : Aceh Barat Daya

Rincian <i>Classification</i>	2013	2014*)
(1)	(2)	(3)
I. PENDAPATAN/ REVENUE	18 834 739	18 276 866
1. Pendapatan Asli Daerah <i>Original Local Government Revenue</i>	217 065	210 660
2. Bagi Hasil Pajak <i>Tax Share</i>	0	0
3. Bagi Hasil Retribusi <i>Retribution Share</i>	0	0
4. Alokasi Dana Desa <i>Village Allocation Fund</i>	7 979 412	7 743 376
5. Bantuan Keuangan <i>Financial Assistance</i>	10 638 262	10 322 830
6. Hibah <i>Grant</i>	0	0
7. Sumbangan dari Pihak Ketiga <i>Donation from Third Parties</i>	0	0
II. BELANJA/ EXPENDITURE	18 961 988	18 400 378
1. Belanja Pegawai <i>Personnel Expenditure</i>	7 306 769	7 090 273
2. Belanja Barang dan Jasa <i>Goods and Services Expenditure</i>	2 354 750	2 284 923
3. Belanja Modal <i>Capital Expenditure</i>	8 930 997	8 666 576
4. Belanja Subsidi <i>Subsidies Expenditure</i>	0	0
5. Belanja Hibah <i>Grants Expenditure</i>	0	0
6. Belanja Bantuan Sosial <i>Social Assistance Expenditure</i>	229 707	222 947
7. Belanja Bantuan Keuangan <i>Financial Assistance Expenditure</i>	101 647	98 661
8. Belanja Tak Terduga <i>Unpredicted Expenditure</i>	38 118	36 998

*) APB Desa

REALISASI PENDAPATAN DAN BELANJA PEMERINTAH DESA, KABUPATEN GAYO

Tabel : 4.14 LUES PROVINSI ACEH (ribu rupiah), 2013-2014

Table

**ACTUAL REVENUE AND EXPENDITURE OF VILLAGE GOVERNMENT OF GAYO
LUES, ACEH (thousand rupiahs), 2013-2014**

Kabupaten / Regency : Gayo Lues

Rincian <i>Classification</i>	2013	2014*)
(1)	(2)	(3)
I. PENDAPATAN/ REVENUE	22 169 733	20 637 516
1. Pendapatan Asli Daerah <i>Original Local Government Revenue</i>	123 026	123 026
2. Bagi Hasil Pajak <i>Tax Share</i>	0	0
3. Bagi Hasil Retribusi <i>Retribution Share</i>	0	0
4. Alokasi Dana Desa <i>Village Allocation Fund</i>	3 536 409	3 615 783
5. Bantuan Keuangan <i>Financial Assistance</i>	18 510 298	16 898 707
6. Hibah <i>Grant</i>	0	0
7. Sumbangan dari Pihak Ketiga <i>Donation from Third Parties</i>	0	0
II. BELANJA/ EXPENDITURE	21 880 964	20 348 745
1. Belanja Pegawai <i>Personnel Expenditure</i>	9 154 104	9 023 543
2. Belanja Barang dan Jasa <i>Goods and Services Expenditure</i>	2 871 445	2 725 840
3. Belanja Modal <i>Capital Expenditure</i>	9 633 733	8 377 680
4. Belanja Subsidi <i>Subsidies Expenditure</i>	0	0
5. Belanja Hibah <i>Grants Expenditure</i>	0	0
6. Belanja Bantuan Sosial <i>Social Assistance Expenditure</i>	66 070	66 070
7. Belanja Bantuan Keuangan <i>Financial Assistance Expenditure</i>	127 134	127 134
8. Belanja Tak Terduga <i>Unpredicted Expenditure</i>	28 478	28 478

*) APB Desa

REALISASI PENDAPATAN DAN BELANJA PEMERINTAH DESA, KABUPATEN ACEH

Tabel : 4.15 TAMIANG PROVINSI ACEH (ribu rupiah), 2013-2014

Table

**ACTUAL REVENUE AND EXPENDITURE OF VILLAGE GOVERNMENT OF ACEH
TAMIANG, ACEH (thousand rupiahs), 2013-2014**

Kabupaten / Regency : Aceh Tamiang

Rincian <i>Classification</i>	2013	2014*)
(1)	(2)	(3)
I. PENDAPATAN/ REVENUE	46 622 742	44 365 884
1. Pendapatan Asli Daerah <i>Original Local Government Revenue</i>	3 146 101	3 651 305
2. Bagi Hasil Pajak <i>Tax Share</i>	5 308	19 558
3. Bagi Hasil Retribusi <i>Retribution Share</i>	997 500	1 050 938
4. Alokasi Dana Desa <i>Village Allocation Fund</i>	2 560 067	2 987 567
5. Bantuan Keuangan <i>Financial Assistance</i>	36 382 071	34 484 271
6. Hibah <i>Grant</i>	2 762 362	1 003 912
7. Sumbangan dari Pihak Ketiga <i>Donation from Third Parties</i>	769 333	1 168 333
II. BELANJA/ EXPENDITURE	43 523 182	41 142 163
1. Belanja Pegawai <i>Personnel Expenditure</i>	16 905 602	16 867 494
2. Belanja Barang dan Jasa <i>Goods and Services Expenditure</i>	2 016 684	2 424 444
3. Belanja Modal <i>Capital Expenditure</i>	23 724 875	19 849 144
4. Belanja Subsidi <i>Subsidies Expenditure</i>	0	0
5. Belanja Hibah <i>Grants Expenditure</i>	0	0
6. Belanja Bantuan Sosial <i>Social Assistance Expenditure</i>	620 252	715 210
7. Belanja Bantuan Keuangan <i>Financial Assistance Expenditure</i>	0	1 025 000
8. Belanja Tak Terduga <i>Unpredicted Expenditure</i>	255 769	260 871

*) APB Desa

REALISASI PENDAPATAN DAN BELANJA PEMERINTAH DESA, KABUPATEN NAGAN

Tabel : 4.16 RAYA PROVINSI ACEH (ribu rupiah), 2013-2014

Table

ACTUAL REVENUE AND EXPENDITURE OF VILLAGE GOVERNMENT OF NAGAN RAYA, ACEH (thousand rupiahs), 2013-2014

Kabupaten / Regency : Nagan Raya

Rincian <i>Classification</i>	2013	2014*)
(1)	(2)	(3)
I. PENDAPATAN/ REVENUE	39 797 579	44 748 310
1. Pendapatan Asli Daerah <i>Original Local Government Revenue</i>	1 717 172	1 928 639
2. Bagi Hasil Pajak <i>Tax Share</i>	0	0
3. Bagi Hasil Retribusi <i>Retribution Share</i>	0	0
4. Alokasi Dana Desa <i>Village Allocation Fund</i>	6 125 862	6 886 307
5. Bantuan Keuangan <i>Financial Assistance</i>	23 030 579	25 888 147
6. Hibah <i>Grant</i>	2 019 828	2 273 609
7. Sumbangan dari Pihak Ketiga <i>Donation from Third Parties</i>	6 904 138	7 771 608
II. BELANJA/ EXPENDITURE	39 471 468	44 381 225
1. Belanja Pegawai <i>Personnel Expenditure</i>	8 883 976	9 981 458
2. Belanja Barang dan Jasa <i>Goods and Services Expenditure</i>	2 617 493	2 942 358
3. Belanja Modal <i>Capital Expenditure</i>	27 619 341	31 063 247
4. Belanja Subsidi <i>Subsidies Expenditure</i>	0	0
5. Belanja Hibah <i>Grants Expenditure</i>	0	0
6. Belanja Bantuan Sosial <i>Social Assistance Expenditure</i>	29 379	33 070
7. Belanja Bantuan Keuangan <i>Financial Assistance Expenditure</i>	156 445	176 102
8. Belanja Tak Terduga <i>Unpredicted Expenditure</i>	164 834	184 990

*) APB Desa

REALISASI PENDAPATAN DAN BELANJA PEMERINTAH DESA, KABUPATEN ACEH

Tabel : 4.17 JAYA PROVINSI ACEH (ribu rupiah), 2013-2014

Table

**ACTUAL REVENUE AND EXPENDITURE OF VILLAGE GOVERNMENT OF ACEH JAYA,
ACEH (thousand rupiahs), 2013-2014**

Kabupaten / Regency : Aceh Jaya

Rincian <i>Classification</i>	2013	2014*)
(1)	(2)	(3)
I. PENDAPATAN/ REVENUE	38 058 513	45 369 369
1. Pendapatan Asli Daerah <i>Original Local Government Revenue</i>	2 033 742	2 371 735
2. Bagi Hasil Pajak <i>Tax Share</i>	0	0
3. Bagi Hasil Retribusi <i>Retribution Share</i>	0	0
4. Alokasi Dana Desa <i>Village Allocation Fund</i>	5 205 231	6 111 597
5. Bantuan Keuangan <i>Financial Assistance</i>	24 047 585	28 225 428
6. Hibah <i>Grant</i>	5 521 243	7 219 665
7. Sumbangan dari Pihak Ketiga <i>Donation from Third Parties</i>	1 250 712	1 440 944
II. BELANJA/ EXPENDITURE	38 128 288	45 449 757
1. Belanja Pegawai <i>Personnel Expenditure</i>	10 957 199	12 877 243
2. Belanja Barang dan Jasa <i>Goods and Services Expenditure</i>	2 659 761	3 091 253
3. Belanja Modal <i>Capital Expenditure</i>	23 370 508	28 143 992
4. Belanja Subsidi <i>Subsidies Expenditure</i>	0	0
5. Belanja Hibah <i>Grants Expenditure</i>	62 692	72 227
6. Belanja Bantuan Sosial <i>Social Assistance Expenditure</i>	396 726	479 999
7. Belanja Bantuan Keuangan <i>Financial Assistance Expenditure</i>	626 860	722 205
8. Belanja Tak Terduga <i>Unpredicted Expenditure</i>	54 542	62 838

*) APB Desa

REALISASI PENDAPATAN DAN BELANJA PEMERINTAH DESA, KABUPATEN BENER

Tabel : 4.18 MERIAH PROVINSI ACEH (ribu rupiah), 2013-2014

Table

**ACTUAL REVENUE AND EXPENDITURE OF VILLAGE GOVERNMENT OF BENER
MERIAH, ACEH (thousand rupiahs), 2013-2014**

Kabupaten / Regency : Bener Meriah

Rincian <i>Classification</i>	2013	2014*)
(1)	(2)	(3)
I. PENDAPATAN/ REVENUE	34 536 766	31 600 904
1. Pendapatan Asli Daerah <i>Original Local Government Revenue</i>	1 375 643	1 147 075
2. Bagi Hasil Pajak <i>Tax Share</i>	24 646	24 646
3. Bagi Hasil Retribusi <i>Retribution Share</i>	0	0
4. Alokasi Dana Desa <i>Village Allocation Fund</i>	11 172 429	11 172 429
5. Bantuan Keuangan <i>Financial Assistance</i>	19 481 476	17 196 754
6. Hibah <i>Grant</i>	500 286	220 714
7. Sumbangan dari Pihak Ketiga <i>Donation from Third Parties</i>	1 982 286	1 839 286
II. BELANJA/ EXPENDITURE	32 421 948	29 633 231
1. Belanja Pegawai <i>Personnel Expenditure</i>	10 203 311	10 193 329
2. Belanja Barang dan Jasa <i>Goods and Services Expenditure</i>	427 621	427 621
3. Belanja Modal <i>Capital Expenditure</i>	21 392 745	18 628 724
4. Belanja Subsidi <i>Subsidies Expenditure</i>	0	0
5. Belanja Hibah <i>Grants Expenditure</i>	0	0
6. Belanja Bantuan Sosial <i>Social Assistance Expenditure</i>	298 214	283 500
7. Belanja Bantuan Keuangan <i>Financial Assistance Expenditure</i>	0	0
8. Belanja Tak Terduga <i>Unpredicted Expenditure</i>	100 057	100 057

*) APB Desa

REALISASI PENDAPATAN DAN BELANJA PEMERINTAH DESA, KABUPATEN PIDIE

Tabel : 4.19 JAYA PROVINSI ACEH (ribu rupiah), 2013-2014

Table

ACTUAL REVENUE AND EXPENDITURE OF VILLAGE GOVERNMENT OF PIDIE JAYA, ACEH (thousand rupiahs), 2013-2014

Kabupaten / Regency : Pidie Jaya

Rincian <i>Classification</i>	2013	2014*)
(1)	(2)	(3)
I. PENDAPATAN/ REVENUE	35 394 791	34 074 170
1. Pendapatan Asli Daerah <i>Original Local Government Revenue</i>	3 567 138	3 434 051
2. Bagi Hasil Pajak <i>Tax Share</i>	0	0
3. Bagi Hasil Retribusi <i>Retribution Share</i>	0	0
4. Alokasi Dana Desa <i>Village Allocation Fund</i>	10 700 000	10 300 367
5. Bantuan Keuangan <i>Financial Assistance</i>	17 136 034	16 496 441
6. Hibah <i>Grant</i>	1 774 791	1 708 849
7. Sumbangan dari Pihak Ketiga <i>Donation from Third Parties</i>	2 216 828	2 134 462
II. BELANJA/ EXPENDITURE	35 401 216	34 080 356
1. Belanja Pegawai <i>Personnel Expenditure</i>	11 081 045	10 667 303
2. Belanja Barang dan Jasa <i>Goods and Services Expenditure</i>	3 118 145	3 001 327
3. Belanja Modal <i>Capital Expenditure</i>	17 513 288	16 860 775
4. Belanja Subsidi <i>Subsidies Expenditure</i>	0	0
5. Belanja Hibah <i>Grants Expenditure</i>	63 621	61 257
6. Belanja Bantuan Sosial <i>Social Assistance Expenditure</i>	432 999	416 793
7. Belanja Bantuan Keuangan <i>Financial Assistance Expenditure</i>	3 192 118	3 072 901
8. Belanja Tak Terduga <i>Unpredicted Expenditure</i>	0	0

*) APB Desa

REALISASI PENDAPATAN DAN BELANJA PEMERINTAH DESA, KOTA BANDA ACEH

Tabel : 4.20 **PROVINSI ACEH (ribu rupiah), 2013-2014**

Table

**ACTUAL REVENUE AND EXPENDITURE OF VILLAGE GOVERNMENT OF BANDA
ACEH, ACEH (thousand rupiahs), 2013-2014**

Kota / Municipality : Banda Aceh

Rincian <i>Classification</i>	2013	2014*)
(1)	(2)	(3)
I. PENDAPATAN/ REVENUE	17 705 124	19 882 285
1. Pendapatan Asli Daerah <i>Original Local Government Revenue</i>	1 560 767	1 752 691
2. Bagi Hasil Pajak <i>Tax Share</i>	0	0
3. Bagi Hasil Retribusi <i>Retribution Share</i>	0	0
4. Alokasi Dana Desa <i>Village Allocation Fund</i>	6 178 690	6 938 470
5. Bantuan Keuangan <i>Financial Assistance</i>	9 709 000	10 902 895
6. Hibah <i>Grant</i>	256 667	288 229
7. Sumbangan dari Pihak Ketiga <i>Donation from Third Parties</i>	0	0
II. BELANJA/ EXPENDITURE	14 842 239	16 667 356
1. Belanja Pegawai <i>Personnel Expenditure</i>	6 524 700	7 327 028
2. Belanja Barang dan Jasa <i>Goods and Services Expenditure</i>	2 194 243	2 464 064
3. Belanja Modal <i>Capital Expenditure</i>	5 112 380	5 741 038
4. Belanja Subsidi <i>Subsidies Expenditure</i>	0	0
5. Belanja Hibah <i>Grants Expenditure</i>	933 333	1 048 103
6. Belanja Bantuan Sosial <i>Social Assistance Expenditure</i>	77 583	87 123
7. Belanja Bantuan Keuangan <i>Financial Assistance Expenditure</i>	0	0
8. Belanja Tak Terduga <i>Unpredicted Expenditure</i>	0	0

*) APB Desa

REALISASI PENDAPATAN DAN BELANJA PEMERINTAH DESA, KOTA LANGSA

Tabel : 4.21 **PROVINSI ACEH (ribu rupiah), 2013-2014**

Table

**ACTUAL REVENUE AND EXPENDITURE OF VILLAGE GOVERNMENT OF LANGSA,
ACEH (thousand rupiahs), 2013-2014**

Kota / Municipality : Langsa

Rincian <i>Classification</i>	2013	2014*)
(1)	(2)	(3)
I. PENDAPATAN/ REVENUE	8 133 143	6 869 314
1. Pendapatan Asli Daerah <i>Original Local Government Revenue</i>	271 429	0
2. Bagi Hasil Pajak <i>Tax Share</i>	0	0
3. Bagi Hasil Retribusi <i>Retribution Share</i>	0	0
4. Alokasi Dana Desa <i>Village Allocation Fund</i>	364 000	404 571
5. Bantuan Keuangan <i>Financial Assistance</i>	7 497 714	6 464 743
6. Hibah <i>Grant</i>	0	0
7. Sumbangan dari Pihak Ketiga <i>Donation from Third Parties</i>	0	0
II. BELANJA/ EXPENDITURE	8 086 315	5 537 115
1. Belanja Pegawai <i>Personnel Expenditure</i>	4 880 357	3 425 372
2. Belanja Barang dan Jasa <i>Goods and Services Expenditure</i>	681 429	296 857
3. Belanja Modal <i>Capital Expenditure</i>	2 269 600	1 659 671
4. Belanja Subsidi <i>Subsidies Expenditure</i>	0	0
5. Belanja Hibah <i>Grants Expenditure</i>	0	0
6. Belanja Bantuan Sosial <i>Social Assistance Expenditure</i>	84 000	48 286
7. Belanja Bantuan Keuangan <i>Financial Assistance Expenditure</i>	44 000	44 000
8. Belanja Tak Terduga <i>Unpredicted Expenditure</i>	126 929	62 929

*) APB Desa

REALISASI PENDAPATAN DAN BELANJA PEMERINTAH DESA, KOTA

Tabel : 4.22 LHKSEUMAWE PROVINSI ACEH (ribu rupiah), 2013-2014

Table

**ACTUAL REVENUE AND EXPENDITURE OF VILLAGE GOVERNMENT OF
LHKSEUMAWE, ACEH (thousand rupiahs), 2013-2014**

Kota / Municipality : Lhokseumawe

Rincian <i>Classification</i>	2013	2014*)
(1)	(2)	(3)
I. PENDAPATAN/ REVENUE	25 059 100	25 279 049
1. Pendapatan Asli Daerah <i>Original Local Government Revenue</i>	0	0
2. Bagi Hasil Pajak <i>Tax Share</i>	0	0
3. Bagi Hasil Retribusi <i>Retribution Share</i>	0	0
4. Alokasi Dana Desa <i>Village Allocation Fund</i>	18 687 625	19 622 549
5. Bantuan Keuangan <i>Financial Assistance</i>	6 371 475	5 656 500
6. Hibah <i>Grant</i>	0	0
7. Sumbangan dari Pihak Ketiga <i>Donation from Third Parties</i>	0	0
II. BELANJA/ EXPENDITURE	24 488 819	25 179 823
1. Belanja Pegawai <i>Personnel Expenditure</i>	8 032 315	8 321 102
2. Belanja Barang dan Jasa <i>Goods and Services Expenditure</i>	2 814 743	1 928 744
3. Belanja Modal <i>Capital Expenditure</i>	13 064 016	14 370 082
4. Belanja Subsidi <i>Subsidies Expenditure</i>	0	0
5. Belanja Hibah <i>Grants Expenditure</i>	54 000	54 000
6. Belanja Bantuan Sosial <i>Social Assistance Expenditure</i>	313 795	313 795
7. Belanja Bantuan Keuangan <i>Financial Assistance Expenditure</i>	128 350	192 100
8. Belanja Tak Terduga <i>Unpredicted Expenditure</i>	81 600	0

*) APB Desa

REALISASI PENDAPATAN DAN BELANJA PEMERINTAH DESA, KOTA

Tabel : 4.23 SUBULUSSALAM PROVINSI ACEH (ribu rupiah), 2013-2014

Table

**ACTUAL REVENUE AND EXPENDITURE OF VILLAGE GOVERNMENT OF
SUBULUSSALAM, ACEH (thousand rupiahs), 2013-2014**

Kota / Municipality : Subulussalam

Rincian <i>Classification</i>	2013	2014*)
(1)	(2)	(3)
I. PENDAPATAN/ REVENUE	17 638 588	17 541 988
1. Pendapatan Asli Daerah <i>Original Local Government Revenue</i>	142 485	142 485
2. Bagi Hasil Pajak <i>Tax Share</i>	0	0
3. Bagi Hasil Retribusi <i>Retribution Share</i>	0	0
4. Alokasi Dana Desa <i>Village Allocation Fund</i>	2 856 500	2 759 900
5. Bantuan Keuangan <i>Financial Assistance</i>	14 467 103	14 467 103
6. Hibah <i>Grant</i>	138 000	138 000
7. Sumbangan dari Pihak Ketiga <i>Donation from Third Parties</i>	34 500	34 500
II. BELANJA/ EXPENDITURE	16 953 039	16 361 019
1. Belanja Pegawai <i>Personnel Expenditure</i>	9 477 198	9 543 438
2. Belanja Barang dan Jasa <i>Goods and Services Expenditure</i>	969 534	969 534
3. Belanja Modal <i>Capital Expenditure</i>	5 500 350	4 842 090
4. Belanja Subsidi <i>Subsidies Expenditure</i>	23 460	23 460
5. Belanja Hibah <i>Grants Expenditure</i>	204 930	204 930
6. Belanja Bantuan Sosial <i>Social Assistance Expenditure</i>	555 945	555 945
7. Belanja Bantuan Keuangan <i>Financial Assistance Expenditure</i>	211 410	211 410
8. Belanja Tak Terduga <i>Unpredicted Expenditure</i>	10 212	10 212

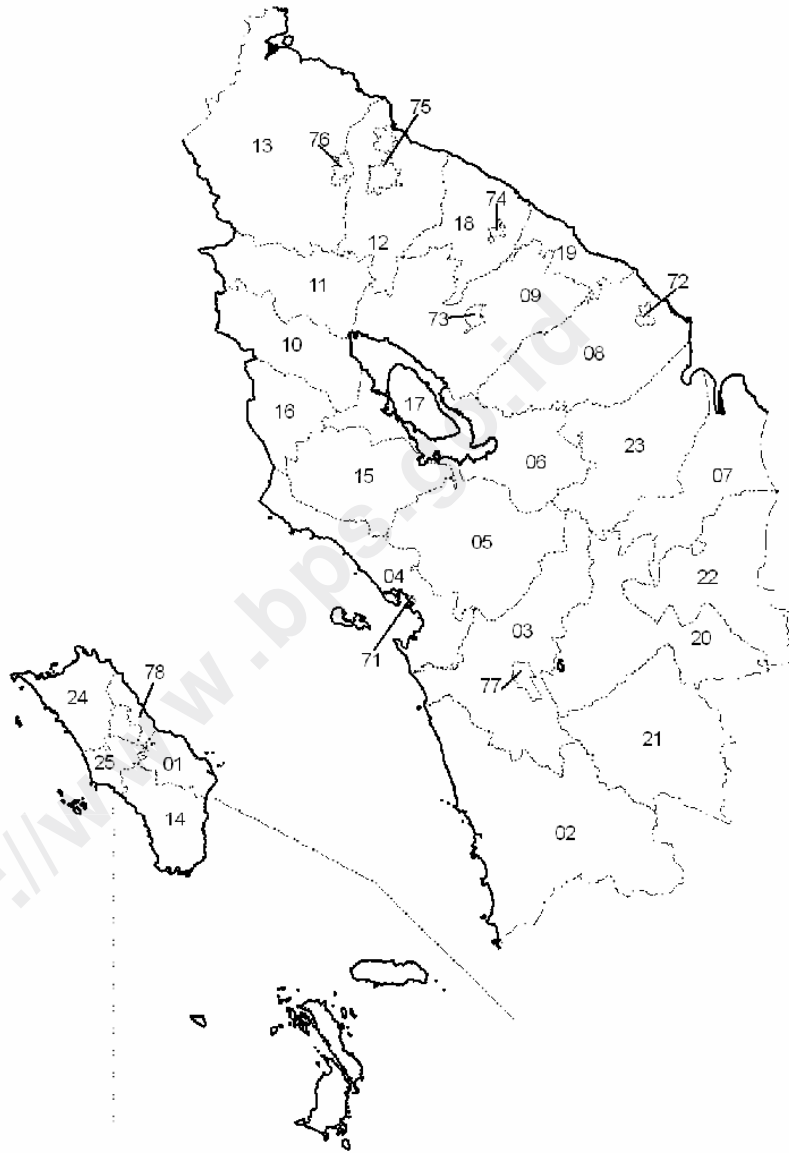
*) APB Desa

Gambar **Peta Indeks Provinsi Sumatera Utara menurut Kabupaten/Kota**

..... : **02**

Figure *Index Map of Sumatera Utara Province by Regency/Municipality*

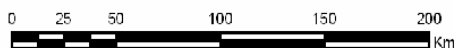
KODE	NAMA KABUPATEN/KOTA
01	NIAS
02	MANDAILING NATAL
03	TAPANULI SELATAN
04	TAPANULI TENGAH
05	TAPANULI UTARA
05	TAPANULIUTARA
06	TOBA SAMOSIR
07	LABUHANBATU
08	ASAHAN
09	SIMALUNGUN
10	DAIRI
11	KARO
12	DELI SERDANG
13	LANGKAT
14	NIAS SELATAN
15	HUMBANG HASUNDUTAN
16	PAKPAK BARAT
17	SAMOSIR
18	SERDANG BEDAGAI
19	BATU BARA
20	PADANG LAWAS UTARA
21	PADANG LAWAS
22	LABUHANBATU SELATAN
23	LABUHANBATU UTARA
24	NIAS UTARA
25	NIAS BARAT
71	SIBOLGA
72	KOTA TANJUNGBALAI
73	PEMATANGSIANTAR
74	TEBINGTINGGI
75	KOTA MEDAN
76	KOTA BINJAI
77	PADANGSIDIMPUAN
78	GUNUNGSITOLI



Legenda

- Batas Negara
- Batas Provinsi
- Batas Kabupaten
- Batas Kecamatan
- Batas Desa
- Garis Pantai / Batas Perairan

Sumber :
Peta Digital Batas Wilayah dari Bakosurtanal, Tahu
(Diedit BPS Tahun 2010)



**REALISASI PENDAPATAN DAN BELANJA PEMERINTAH DESA SELURUH PROVINSI
SUMATERA UTARA (ribu rupiah), 2013-2014
ACTUAL REVENUE AND EXPENDITURE OF VILLAGE GOVERNMENT THROUGHOUT
SUMATERA UTARA PROVINCE (thousand rupiahs), 2013-2014**

Tabel : 5
Table

Kabupaten/Kota <i>Regency/Municipality</i>	2013		2014*)	
	Pendapatan <i>Revenue</i>	Belanja <i>Expenditure</i>	Pendapatan <i>Revenue</i>	Belanja <i>Expenditure</i>
(1)	(2)	(3)	(4)	(5)
01 Nias	8 967 734	8 894 411	7 442 734	7 369 412
02 Mandailing Natal	15 498 999	15 402 892	15 918 179	15 896 000
03 Tapanuli Selatan	20 772 251	20 772 251	32 618 019	32 548 719
04 Tapanuli Tengah	10 373 734	10 373 734	9 959 723	9 959 723
05 Tapanuli Utara	10 710 929	10 710 929	10 785 938	10 785 938
06 Toba Samosir	10 553 344	10 488 607	11 023 461	10 958 724
07 Labuhan Batu	4 566 940	4 659 359	4 618 297	4 618 297
08 Asahan	43 490 525	43 475 572	42 673 887	42 829 391
09 Simalungun	40 575 388	39 754 600	42 520 611	41 867 077
10 Dairi	24 198 343	23 539 592	21 142 884	21 374 364
11 Karo	36 765 438	36 094 187	17 006 609	16 765 957
12 Deli Serdang	71 242 018	70 379 804	73 559 012	73 546 307
13 Langkat	48 820 977	48 437 370	48 009 765	46 336 763
14 Nias Selatan	7 105 029	7 105 029	7 051 524	7 051 524
15 Humbang Hasundutan	10 563 798	10 483 548	9 103 551	9 103 551
16 Pakpak Bharat	6 514 643	6 520 876	8 139 599	8 171 432
17 Samosir	16 675 969	16 124 477	18 075 785	18 101 121
18 Serdang Bedagai	35 612 368	35 539 867	35 102 262	35 102 262
19 Batu Bara	19 843 339	19 545 560	17 772 785	17 783 180
20 Padang Lawas Utara	22 276 953	22 254 442	21 778 415	21 676 390
21 Padang Lawas	21 910 878	20 264 690	28 033 062	22 729 078
22 Labuhan Batu Selatan	8 421 778	8 421 778	8 736 783	8 738 683
23 Labuhan Batu Utara	20 950 004	20 847 600	20 683 194	20 671 944
24 Nias Utara	10 946 132	10 946 132	10 957 759	10 957 759
25 Nias Barat	10 868 324	10 868 324	10 113 853	10 113 853
77 Padangsidempuan	2 778 730	2 778 730	2 926 909	2 926 909
78 Gunungsitoli	8 368 800	8 368 800	8 275 200	8 273 400
SUMATERA UTARA	549 373 365	543 053 161	544 029 800	536 257 758

*) APB Desa

Tabel : 5.1 **REALISASI PENDAPATAN DAN BELANJA SELURUH PEMERINTAH DESA DI**
PROVINSI SUMATERA UTARA (ribu rupiah), 2013-2014
Table **ACTUAL REVENUE AND EXPENDITURE OF VILLAGE GOVERNMENT THROUGHOUT**
SUMATERA UTARA PROVINCE (thousand rupiahs), 2013-2014

Rincian <i>Classification</i>	2013	2014*)
(1)	(2)	(3)
I. PENDAPATAN/REVENUE	549 373 365	544 029 800
1. Pendapatan Asli Daerah <i>Original Local Government Revenue</i>	18 492 357	17 293 689
2. Bagi Hasil Pajak <i>Tax Share</i>	3 767 399	4 524 615
3. Bagi Hasil Retribusi <i>Retribution Share</i>	1 473 093	5 986 467
4. Alokasi Dana Desa <i>Village Allocation Fund</i>	276 176 030	259 300 140
5. Bantuan Keuangan <i>Financial Assistance</i>	241 952 096	251 045 053
6. Hibah <i>Grant</i>	6 639 138	5 035 312
7. Sumbangan dari Pihak Ketiga <i>Donation from Third Parties</i>	873 252	844 524
II. BELANJA/EXPENDITURE	543 053 161	536 257 758
1. Belanja Pegawai <i>Personnel Expenditure</i>	261 531 557	282 360 797
2. Belanja Barang dan Jasa <i>Goods and Services Expenditure</i>	65 023 961	61 156 664
3. Belanja Modal <i>Capital Expenditure</i>	182 394 149	156 024 880
4. Belanja Subsidi <i>Subsidies Expenditure</i>	1 434 212	1 649 234
5. Belanja Hibah <i>Grants Expenditure</i>	2 975 442	3 114 071
6. Belanja Bantuan Sosial <i>Social Assistance Expenditure</i>	22 177 408	23 492 281
7. Belanja Bantuan Keuangan <i>Financial Assistance Expenditure</i>	5 917 843	5 887 497
8. Belanja Tak Terduga <i>Unpredicted Expenditure</i>	1 598 589	2 572 334

*) APB Desa

**REALISASI PENDAPATAN DAN BELANJA PEMERINTAH DESA, KABUPATEN NIAS
PROVINSI SUMATERA UTARA (ribu rupiah), 2013-2014
ACTUAL REVENUE AND EXPENDITURE OF VILLAGE GOVERNMENT OF NIAS,
SUMATERA UTARA (thousand rupiahs), 2013-2014**

Tabel : 5.2
Table

Kabupaten / Regency : Nias

Rincian Classification	2013	2014*)
(1)	(2)	(3)
I. PENDAPATAN/ REVENUE	8 967 734	7 442 734
1. Pendapatan Asli Daerah <i>Original Local Government Revenue</i>	96 059	96 059
2. Bagi Hasil Pajak <i>Tax Share</i>	0	0
3. Bagi Hasil Retribusi <i>Retribution Share</i>	0	0
4. Alokasi Dana Desa <i>Village Allocation Fund</i>	4 178 525	2 653 525
5. Bantuan Keuangan <i>Financial Assistance</i>	3 218 150	3 218 150
6. Hibah <i>Grant</i>	1 475 000	1 475 000
7. Sumbangan dari Pihak Ketiga <i>Donation from Third Parties</i>	0	0
II. BELANJA/ EXPENDITURE	8 894 411	7 369 412
1. Belanja Pegawai <i>Personnel Expenditure</i>	2 910 911	2 857 811
2. Belanja Barang dan Jasa <i>Goods and Services Expenditure</i>	1 403 938	1 336 251
3. Belanja Modal <i>Capital Expenditure</i>	4 098 250	2 922 788
4. Belanja Subsidi <i>Subsidies Expenditure</i>	0	0
5. Belanja Hibah <i>Grants Expenditure</i>	0	0
6. Belanja Bantuan Sosial <i>Social Assistance Expenditure</i>	86 625	86 625
7. Belanja Bantuan Keuangan <i>Financial Assistance Expenditure</i>	339 375	110 625
8. Belanja Tak Terduga <i>Unpredicted Expenditure</i>	55 312	55 312

*) APB Desa

Tabel : 5.3 REALISASI PENDAPATAN DAN BELANJA PEMERINTAH DESA, KABUPATEN MANDAILING NATAL PROVINSI SUMATERA UTARA (ribu rupiah), 2013-2014
Table **ACTUAL REVENUE AND EXPENDITURE OF VILLAGE GOVERNMENT OF MANDAILING NATAL, SUMATERA UTARA (thousand rupiahs), 2013-2014**

Kabupaten / Regency : Mandailing Natal

Rincian <i>Classification</i>	2013	2014*)
(1)	(2)	(3)
I. PENDAPATAN/ REVENUE	15 498 999	15 918 179
1. Pendapatan Asli Daerah <i>Original Local Government Revenue</i>	119 518	44 049
2. Bagi Hasil Pajak <i>Tax Share</i>	0	0
3. Bagi Hasil Retribusi <i>Retribution Share</i>	0	0
4. Alokasi Dana Desa <i>Village Allocation Fund</i>	15 379 481	15 874 130
5. Bantuan Keuangan <i>Financial Assistance</i>	0	0
6. Hibah <i>Grant</i>	0	0
7. Sumbangan dari Pihak Ketiga <i>Donation from Third Parties</i>	0	0
II. BELANJA/ EXPENDITURE	15 402 892	15 896 000
1. Belanja Pegawai <i>Personnel Expenditure</i>	8 959 164	10 054 920
2. Belanja Barang dan Jasa <i>Goods and Services Expenditure</i>	2 605 339	2 807 024
3. Belanja Modal <i>Capital Expenditure</i>	3 813 746	2 889 218
4. Belanja Subsidi <i>Subsidies Expenditure</i>	0	0
5. Belanja Hibah <i>Grants Expenditure</i>	0	0
6. Belanja Bantuan Sosial <i>Social Assistance Expenditure</i>	0	0
7. Belanja Bantuan Keuangan <i>Financial Assistance Expenditure</i>	0	0
8. Belanja Tak Terduga <i>Unpredicted Expenditure</i>	24 643	144 838

*) APB Desa

Tabel : 5.4 REALISASI PENDAPATAN DAN BELANJA PEMERINTAH DESA, KABUPATEN TAPANULI SELATAN PROVINSI SUMATERA UTARA (ribu rupiah), 2013-2014
Table *ACTUAL REVENUE AND EXPENDITURE OF VILLAGE GOVERNMENT OF TAPANULI SELATAN, SUMATERA UTARA (thousand rupiahs), 2013-2014*

Kabupaten / Regency : Tapanuli Selatan

Rincian <i>Classification</i>	2013	2014*)
(1)	(2)	(3)
I. PENDAPATAN/ REVENUE	20 772 251	32 618 019
1. Pendapatan Asli Daerah <i>Original Local Government Revenue</i>	222 210	297 820
2. Bagi Hasil Pajak <i>Tax Share</i>	0	0
3. Bagi Hasil Retribusi <i>Retribution Share</i>	0	0
4. Alokasi Dana Desa <i>Village Allocation Fund</i>	6 844 961	8 732 069
5. Bantuan Keuangan <i>Financial Assistance</i>	13 705 080	23 588 130
6. Hibah <i>Grant</i>	0	0
7. Sumbangan dari Pihak Ketiga <i>Donation from Third Parties</i>	0	0
II. BELANJA/ EXPENDITURE	20 772 251	32 548 719
1. Belanja Pegawai <i>Personnel Expenditure</i>	14 971 600	24 272 327
2. Belanja Barang dan Jasa <i>Goods and Services Expenditure</i>	1 932 864	2 340 458
3. Belanja Modal <i>Capital Expenditure</i>	3 867 787	5 935 934
4. Belanja Subsidi <i>Subsidies Expenditure</i>	0	0
5. Belanja Hibah <i>Grants Expenditure</i>	0	0
6. Belanja Bantuan Sosial <i>Social Assistance Expenditure</i>	0	0
7. Belanja Bantuan Keuangan <i>Financial Assistance Expenditure</i>	0	0
8. Belanja Tak Terduga <i>Unpredicted Expenditure</i>	0	0

*) APB Desa

REALISASI PENDAPATAN DAN BELANJA PEMERINTAH DESA, KABUPATEN

Tabel : 5.5 TAPANULI TENGAH PROVINSI SUMATERA UTARA (ribu rupiah), 2013-2014
Table ACTUAL REVENUE AND EXPENDITURE OF VILLAGE GOVERNMENT OF TAPANULI TENGAH, SUMATERA UTARA (thousand rupiahs), 2013-2014

Kabupaten / Regency : Tapanuli Tengah

Rincian <i>Classification</i>	2013	2014*)
(1)	(2)	(3)
I. PENDAPATAN/ REVENUE	10 373 734	9 959 723
1. Pendapatan Asli Daerah <i>Original Local Government Revenue</i>	0	33 176
2. Bagi Hasil Pajak <i>Tax Share</i>	0	0
3. Bagi Hasil Retribusi <i>Retribution Share</i>	0	0
4. Alokasi Dana Desa <i>Village Allocation Fund</i>	6 637 773	6 608 900
5. Bantuan Keuangan <i>Financial Assistance</i>	3 732 353	3 317 647
6. Hibah <i>Grant</i>	0	0
7. Sumbangan dari Pihak Ketiga <i>Donation from Third Parties</i>	3 608	0
II. BELANJA/ EXPENDITURE	10 373 734	9 959 723
1. Belanja Pegawai <i>Personnel Expenditure</i>	5 001 159	4 949 403
2. Belanja Barang dan Jasa <i>Goods and Services Expenditure</i>	1 150 776	738 060
3. Belanja Modal <i>Capital Expenditure</i>	3 807 093	3 857 554
4. Belanja Subsidi <i>Subsidies Expenditure</i>	0	0
5. Belanja Hibah <i>Grants Expenditure</i>	0	0
6. Belanja Bantuan Sosial <i>Social Assistance Expenditure</i>	0	0
7. Belanja Bantuan Keuangan <i>Financial Assistance Expenditure</i>	414 706	414 706
8. Belanja Tak Terduga <i>Unpredicted Expenditure</i>	0	0

*) APB Desa

Tabel : 5.6 REALISASI PENDAPATAN DAN BELANJA PEMERINTAH DESA, KABUPATEN TAPANULI UTARA PROVINSI SUMATERA UTARA (ribu rupiah), 2013-2014
Table *ACTUAL REVENUE AND EXPENDITURE OF VILLAGE GOVERNMENT OF TAPANULI UTARA, SUMATERA UTARA (thousand rupiahs), 2013-2014*

Kabupaten / Regency : Tapanuli Utara

Rincian <i>Classification</i>	2013	2014*)
(1)	(2)	(3)
I. PENDAPATAN/ REVENUE	10 710 929	10 785 938
1. Pendapatan Asli Daerah <i>Original Local Government Revenue</i>	0	0
2. Bagi Hasil Pajak <i>Tax Share</i>	0	0
3. Bagi Hasil Retribusi <i>Retribution Share</i>	0	0
4. Alokasi Dana Desa <i>Village Allocation Fund</i>	10 710 929	10 785 938
5. Bantuan Keuangan <i>Financial Assistance</i>	0	0
6. Hibah <i>Grant</i>	0	0
7. Sumbangan dari Pihak Ketiga <i>Donation from Third Parties</i>	0	0
II. BELANJA/ EXPENDITURE	10 710 929	10 785 938
1. Belanja Pegawai <i>Personnel Expenditure</i>	6 157 672	6 232 682
2. Belanja Barang dan Jasa <i>Goods and Services Expenditure</i>	984 502	984 501
3. Belanja Modal <i>Capital Expenditure</i>	3 220 755	3 220 755
4. Belanja Subsidi <i>Subsidies Expenditure</i>	0	0
5. Belanja Hibah <i>Grants Expenditure</i>	0	0
6. Belanja Bantuan Sosial <i>Social Assistance Expenditure</i>	0	0
7. Belanja Bantuan Keuangan <i>Financial Assistance Expenditure</i>	348 000	348 000
8. Belanja Tak Terduga <i>Unpredicted Expenditure</i>	0	0

*) APB Desa

**REALISASI PENDAPATAN DAN BELANJA PEMERINTAH DESA, KABUPATEN TOBA
SAMOSIR PROVINSI SUMATERA UTARA (ribu rupiah), 2013-2014
ACTUAL REVENUE AND EXPENDITURE OF VILLAGE GOVERNMENT OF TOBA
SAMOSIR, SUMATERA UTARA (thousand rupiahs), 2013-2014**

Tabel : 5.7
Table

Kabupaten / Regency : Toba Samosir

Rincian <i>Classification</i>	2013	2014*)
(1)	(2)	(3)
I. PENDAPATAN/ REVENUE	10 553 344	11 023 461
1. Pendapatan Asli Daerah <i>Original Local Government Revenue</i>	0	0
2. Bagi Hasil Pajak <i>Tax Share</i>	0	0
3. Bagi Hasil Retribusi <i>Retribution Share</i>	0	0
4. Alokasi Dana Desa <i>Village Allocation Fund</i>	9 690 186	10 160 303
5. Bantuan Keuangan <i>Financial Assistance</i>	863 158	863 158
6. Hibah <i>Grant</i>	0	0
7. Sumbangan dari Pihak Ketiga <i>Donation from Third Parties</i>	0	0
II. BELANJA/ EXPENDITURE	10 488 607	10 958 724
1. Belanja Pegawai <i>Personnel Expenditure</i>	5 102 337	5 590 547
2. Belanja Barang dan Jasa <i>Goods and Services Expenditure</i>	1 750 966	1 763 592
3. Belanja Modal <i>Capital Expenditure</i>	2 310 468	2 042 400
4. Belanja Subsidi <i>Subsidies Expenditure</i>	0	0
5. Belanja Hibah <i>Grants Expenditure</i>	0	0
6. Belanja Bantuan Sosial <i>Social Assistance Expenditure</i>	574 818	667 239
7. Belanja Bantuan Keuangan <i>Financial Assistance Expenditure</i>	750 018	894 946
8. Belanja Tak Terduga <i>Unpredicted Expenditure</i>	0	0

*) APB Desa

Tabel : 5.8 REALISASI PENDAPATAN DAN BELANJA PEMERINTAH DESA, KABUPATEN LABUHAN BATU PROVINSI SUMATERA UTARA (ribu rupiah), 2013-2014
Table **ACTUAL REVENUE AND EXPENDITURE OF VILLAGE GOVERNMENT OF LABUHAN BATU, SUMATERA UTARA (thousand rupiahs), 2013-2014**

Kabupaten / Regency : Labuhan Batu

Rincian <i>Classification</i>	2013	2014*)
(1)	(2)	(3)
I. PENDAPATAN/ REVENUE	4 566 940	4 618 297
1. Pendapatan Asli Daerah <i>Original Local Government Revenue</i>	0	0
2. Bagi Hasil Pajak <i>Tax Share</i>	0	0
3. Bagi Hasil Retribusi <i>Retribution Share</i>	0	0
4. Alokasi Dana Desa <i>Village Allocation Fund</i>	4 275 273	4 326 630
5. Bantuan Keuangan <i>Financial Assistance</i>	291 667	291 667
6. Hibah <i>Grant</i>	0	0
7. Sumbangan dari Pihak Ketiga <i>Donation from Third Parties</i>	0	0
II. BELANJA/ EXPENDITURE	4 659 359	4 618 297
1. Belanja Pegawai <i>Personnel Expenditure</i>	1 201 016	1 219 706
2. Belanja Barang dan Jasa <i>Goods and Services Expenditure</i>	514 917	493 946
3. Belanja Modal <i>Capital Expenditure</i>	2 122 928	2 093 567
4. Belanja Subsidi <i>Subsidies Expenditure</i>	0	0
5. Belanja Hibah <i>Grants Expenditure</i>	0	0
6. Belanja Bantuan Sosial <i>Social Assistance Expenditure</i>	734 847	725 427
7. Belanja Bantuan Keuangan <i>Financial Assistance Expenditure</i>	85 651	85 651
8. Belanja Tak Terduga <i>Unpredicted Expenditure</i>	0	0

*) APB Desa

REALISASI PENDAPATAN DAN BELANJA PEMERINTAH DESA, KABUPATEN

Tabel : 5.9
Table

ASAHAN PROVINSI SUMATERA UTARA (ribu rupiah), 2013-2014

**ACTUAL REVENUE AND EXPENDITURE OF VILLAGE GOVERNMENT OF ASAHAN,
SUMATERA UTARA (thousand rupiahs), 2013-2014**

Kabupaten / Regency : Asahan

Rincian <i>Classification</i>	2013	2014*)
(1)	(2)	(3)
I. PENDAPATAN/ REVENUE	43 490 525	42 673 887
1. Pendapatan Asli Daerah <i>Original Local Government Revenue</i>	0	0
2. Bagi Hasil Pajak <i>Tax Share</i>	0	0
3. Bagi Hasil Retribusi <i>Retribution Share</i>	0	0
4. Alokasi Dana Desa <i>Village Allocation Fund</i>	8 579 417	8 589 017
5. Bantuan Keuangan <i>Financial Assistance</i>	34 911 108	34 084 870
6. Hibah <i>Grant</i>	0	0
7. Sumbangan dari Pihak Ketiga <i>Donation from Third Parties</i>	0	0
II. BELANJA/ EXPENDITURE	43 475 572	42 829 391
1. Belanja Pegawai <i>Personnel Expenditure</i>	10 918 581	13 136 834
2. Belanja Barang dan Jasa <i>Goods and Services Expenditure</i>	4 462 724	3 872 686
3. Belanja Modal <i>Capital Expenditure</i>	16 299 045	11 559 541
4. Belanja Subsidi <i>Subsidies Expenditure</i>	0	0
5. Belanja Hibah <i>Grants Expenditure</i>	0	0
6. Belanja Bantuan Sosial <i>Social Assistance Expenditure</i>	11 672 822	14 244 330
7. Belanja Bantuan Keuangan <i>Financial Assistance Expenditure</i>	122 400	16 000
8. Belanja Tak Terduga <i>Unpredicted Expenditure</i>	0	0

*) APB Desa

REALISASI PENDAPATAN DAN BELANJA PEMERINTAH DESA, KABUPATEN

Tabel : 5.10 SIMALUNGUN PROVINSI SUMATERA UTARA (ribu rupiah), 2013-2014

Table

**ACTUAL REVENUE AND EXPENDITURE OF VILLAGE GOVERNMENT OF
SIMALUNGUN, SUMATERA UTARA (thousand rupiahs), 2013-2014**

Kabupaten / Regency : Simalungun

Rincian <i>Classification</i>	2013	2014*)
(1)	(2)	(3)
I. PENDAPATAN/ REVENUE	40 575 388	42 520 611
1. Pendapatan Asli Daerah <i>Original Local Government Revenue</i>	50 438	16 812
2. Bagi Hasil Pajak <i>Tax Share</i>	306 788	656 270
3. Bagi Hasil Retribusi <i>Retribution Share</i>	423 672	5 024 327
4. Alokasi Dana Desa <i>Village Allocation Fund</i>	27 507 074	16 294 172
5. Bantuan Keuangan <i>Financial Assistance</i>	11 866 516	20 108 130
6. Hibah <i>Grant</i>	0	0
7. Sumbangan dari Pihak Ketiga <i>Donation from Third Parties</i>	420 900	420 900
II. BELANJA/ EXPENDITURE	39 754 600	41 867 077
1. Belanja Pegawai <i>Personnel Expenditure</i>	17 091 598	20 449 252
2. Belanja Barang dan Jasa <i>Goods and Services Expenditure</i>	5 712 941	4 439 814
3. Belanja Modal <i>Capital Expenditure</i>	16 417 548	15 741 678
4. Belanja Subsidi <i>Subsidies Expenditure</i>	0	50 438
5. Belanja Hibah <i>Grants Expenditure</i>	45 750	940 107
6. Belanja Bantuan Sosial <i>Social Assistance Expenditure</i>	24 095	0
7. Belanja Bantuan Keuangan <i>Financial Assistance Expenditure</i>	186 383	245 788
8. Belanja Tak Terduga <i>Unpredicted Expenditure</i>	276 285	0

*) APB Desa

REALISASI PENDAPATAN DAN BELANJA PEMERINTAH DESA, KABUPATEN DAIRI

Tabel : 5.11 **PROVINSI SUMATERA UTARA (ribu rupiah), 2013-2014**

Table

**ACTUAL REVENUE AND EXPENDITURE OF VILLAGE GOVERNMENT OF DAIRI,
SUMATERA UTARA (thousand rupiahs), 2013-2014**

Kabupaten / Regency : Dairi

Rincian <i>Classification</i>	2013	2014*)
(1)	(2)	(3)
I. PENDAPATAN/ REVENUE	24 198 343	21 142 884
1. Pendapatan Asli Daerah <i>Original Local Government Revenue</i>	0	0
2. Bagi Hasil Pajak <i>Tax Share</i>	0	0
3. Bagi Hasil Retribusi <i>Retribution Share</i>	0	0
4. Alokasi Dana Desa <i>Village Allocation Fund</i>	13 140 607	13 120 921
5. Bantuan Keuangan <i>Financial Assistance</i>	11 057 736	8 021 963
6. Hibah <i>Grant</i>	0	0
7. Sumbangan dari Pihak Ketiga <i>Donation from Third Parties</i>	0	0
II. BELANJA/ EXPENDITURE	23 539 592	21 374 364
1. Belanja Pegawai <i>Personnel Expenditure</i>	6 910 280	6 858 808
2. Belanja Barang dan Jasa <i>Goods and Services Expenditure</i>	3 994 102	4 176 004
3. Belanja Modal <i>Capital Expenditure</i>	12 635 210	10 250 298
4. Belanja Subsidi <i>Subsidies Expenditure</i>	0	0
5. Belanja Hibah <i>Grants Expenditure</i>	0	0
6. Belanja Bantuan Sosial <i>Social Assistance Expenditure</i>	0	0
7. Belanja Bantuan Keuangan <i>Financial Assistance Expenditure</i>	0	0
8. Belanja Tak Terduga <i>Unpredicted Expenditure</i>	0	89 254

*) APB Desa

REALISASI PENDAPATAN DAN BELANJA PEMERINTAH DESA, KABUPATEN KARO

Tabel : 5.12 PROVINSI SUMATERA UTARA (ribu rupiah), 2013-2014

Table

**ACTUAL REVENUE AND EXPENDITURE OF VILLAGE GOVERNMENT OF KARO,
SUMATERA UTARA (thousand rupiahs), 2013-2014**

Kabupaten / Regency : Karo

Rincian <i>Classification</i>	2013	2014*)
(1)	(2)	(3)
I. PENDAPATAN/ REVENUE	36 765 438	17 006 609
1. Pendapatan Asli Daerah <i>Original Local Government Revenue</i>	284 134	48 130
2. Bagi Hasil Pajak <i>Tax Share</i>	0	0
3. Bagi Hasil Retribusi <i>Retribution Share</i>	0	0
4. Alokasi Dana Desa <i>Village Allocation Fund</i>	30 448 695	15 354 131
5. Bantuan Keuangan <i>Financial Assistance</i>	6 032 609	1 604 348
6. Hibah <i>Grant</i>	0	0
7. Sumbangan dari Pihak Ketiga <i>Donation from Third Parties</i>	0	0
II. BELANJA/ EXPENDITURE	36 094 187	16 765 957
1. Belanja Pegawai <i>Personnel Expenditure</i>	13 897 664	11 947 277
2. Belanja Barang dan Jasa <i>Goods and Services Expenditure</i>	2 106 986	370 080
3. Belanja Modal <i>Capital Expenditure</i>	19 060 342	4 288 037
4. Belanja Subsidi <i>Subsidies Expenditure</i>	0	0
5. Belanja Hibah <i>Grants Expenditure</i>	0	0
6. Belanja Bantuan Sosial <i>Social Assistance Expenditure</i>	988 423	119 791
7. Belanja Bantuan Keuangan <i>Financial Assistance Expenditure</i>	40 772	40 772
8. Belanja Tak Terduga <i>Unpredicted Expenditure</i>	0	0

*) APB Desa

**REALISASI PENDAPATAN DAN BELANJA PEMERINTAH DESA, KABUPATEN DELI
SERDANG PROVINSI SUMATERA UTARA (ribu rupiah), 2013-2014**
**ACTUAL REVENUE AND EXPENDITURE OF VILLAGE GOVERNMENT OF DELI
SERDANG, SUMATERA UTARA (thousand rupiahs), 2013-2014**

Tabel : 5.13
Table

Kabupaten / Regency : Deli Serdang

Rincian Classification	2013	2014*)
(1)	(2)	(3)
I. PENDAPATAN/ REVENUE	71 242 018	73 559 012
1. Pendapatan Asli Daerah <i>Original Local Government Revenue</i>	3 000 111	2 808 298
2. Bagi Hasil Pajak <i>Tax Share</i>	0	0
3. Bagi Hasil Retribusi <i>Retribution Share</i>	0	0
4. Alokasi Dana Desa <i>Village Allocation Fund</i>	32 192 027	36 510 905
5. Bantuan Keuangan <i>Financial Assistance</i>	36 049 880	34 239 809
6. Hibah <i>Grant</i>	0	0
7. Sumbangan dari Pihak Ketiga <i>Donation from Third Parties</i>	0	0
II. BELANJA/ EXPENDITURE	70 379 804	73 546 307
1. Belanja Pegawai <i>Personnel Expenditure</i>	46 576 603	50 616 802
2. Belanja Barang dan Jasa <i>Goods and Services Expenditure</i>	6 229 679	7 525 318
3. Belanja Modal <i>Capital Expenditure</i>	14 459 326	11 904 510
4. Belanja Subsidi <i>Subsidies Expenditure</i>	1 211 879	1 270 482
5. Belanja Hibah <i>Grants Expenditure</i>	0	47 520
6. Belanja Bantuan Sosial <i>Social Assistance Expenditure</i>	1 902 317	2 181 675
7. Belanja Bantuan Keuangan <i>Financial Assistance Expenditure</i>	0	0
8. Belanja Tak Terduga <i>Unpredicted Expenditure</i>	0	0

*) APB Desa

REALISASI PENDAPATAN DAN BELANJA PEMERINTAH DESA, KABUPATEN

Tabel : 5.14 LANGKAT PROVINSI SUMATERA UTARA (ribu rupiah), 2013-2014

Table

**ACTUAL REVENUE AND EXPENDITURE OF VILLAGE GOVERNMENT OF LANGKAT,
SUMATERA UTARA (thousand rupiahs), 2013-2014**

Kabupaten / Regency : Langkat

Rincian <i>Classification</i>	2013	2014*)
(1)	(2)	(3)
I. PENDAPATAN/ REVENUE	48 820 977	48 009 765
1. Pendapatan Asli Daerah <i>Original Local Government Revenue</i>	5 089 765	5 672 109
2. Bagi Hasil Pajak <i>Tax Share</i>	34 200	176 562
3. Bagi Hasil Retribusi <i>Retribution Share</i>	0	0
4. Alokasi Dana Desa <i>Village Allocation Fund</i>	14 540 178	19 959 909
5. Bantuan Keuangan <i>Financial Assistance</i>	28 761 056	21 448 146
6. Hibah <i>Grant</i>	0	382 381
7. Sumbangan dari Pihak Ketiga <i>Donation from Third Parties</i>	395 778	370 658
II. BELANJA/ EXPENDITURE	48 437 370	46 336 763
1. Belanja Pegawai <i>Personnel Expenditure</i>	25 242 349	26 201 451
2. Belanja Barang dan Jasa <i>Goods and Services Expenditure</i>	5 187 786	4 597 722
3. Belanja Modal <i>Capital Expenditure</i>	14 967 957	12 054 104
4. Belanja Subsidi <i>Subsidies Expenditure</i>	0	129 944
5. Belanja Hibah <i>Grants Expenditure</i>	2 106 446	1 268 271
6. Belanja Bantuan Sosial <i>Social Assistance Expenditure</i>	740 830	443 914
7. Belanja Bantuan Keuangan <i>Financial Assistance Expenditure</i>	35 879	14 429
8. Belanja Tak Terduga <i>Unpredicted Expenditure</i>	156 123	1 626 928

*) APB Desa

REALISASI PENDAPATAN DAN BELANJA PEMERINTAH DESA, KABUPATEN NIAS

Tabel : 5.15 SELATAN PROVINSI SUMATERA UTARA (ribu rupiah), 2013-2014

Table

**ACTUAL REVENUE AND EXPENDITURE OF VILLAGE GOVERNMENT OF NIAS
SELATAN, SUMATERA UTARA (thousand rupiahs), 2013-2014**

Kabupaten / Regency : Nias Selatan

Rincian <i>Classification</i>	2013	2014*)
(1)	(2)	(3)
I. PENDAPATAN/ REVENUE	7 105 029	7 051 524
1. Pendapatan Asli Daerah <i>Original Local Government Revenue</i>	0	0
2. Bagi Hasil Pajak <i>Tax Share</i>	0	0
3. Bagi Hasil Retribusi <i>Retribution Share</i>	0	0
4. Alokasi Dana Desa <i>Village Allocation Fund</i>	3 180 000	3 180 000
5. Bantuan Keuangan <i>Financial Assistance</i>	3 925 029	3 871 524
6. Hibah <i>Grant</i>	0	0
7. Sumbangan dari Pihak Ketiga <i>Donation from Third Parties</i>	0	0
II. BELANJA/ EXPENDITURE	7 105 029	7 051 524
1. Belanja Pegawai <i>Personnel Expenditure</i>	3 937 749	3 882 225
2. Belanja Barang dan Jasa <i>Goods and Services Expenditure</i>	636 252	720 043
3. Belanja Modal <i>Capital Expenditure</i>	2 531 028	2 449 256
4. Belanja Subsidi <i>Subsidies Expenditure</i>	0	0
5. Belanja Hibah <i>Grants Expenditure</i>	0	0
6. Belanja Bantuan Sosial <i>Social Assistance Expenditure</i>	0	0
7. Belanja Bantuan Keuangan <i>Financial Assistance Expenditure</i>	0	0
8. Belanja Tak Terduga <i>Unpredicted Expenditure</i>	0	0

*) APB Desa

REALISASI PENDAPATAN DAN BELANJA PEMERINTAH DESA, KABUPATEN

Tabel : 5.16 HUMBANG HASUNDUTAN PROVINSI SUMATERA UTARA (ribu rupiah), 2013-2014

Table

ACTUAL REVENUE AND EXPENDITURE OF VILLAGE GOVERNMENT OF HUMBANG HASUNDUTAN, SUMATERA UTARA (thousand rupiahs), 2013-2014

Kabupaten / Regency : Humbang Hasundutan

Rincian <i>Classification</i>	2013	2014*)
(1)	(2)	(3)
I. PENDAPATAN/ REVENUE	10 563 798	9 103 551
1. Pendapatan Asli Daerah <i>Original Local Government Revenue</i>	44 686	0
2. Bagi Hasil Pajak <i>Tax Share</i>	0	0
3. Bagi Hasil Retribusi <i>Retribution Share</i>	0	0
4. Alokasi Dana Desa <i>Village Allocation Fund</i>	5 345 788	1 527 448
5. Bantuan Keuangan <i>Financial Assistance</i>	5 173 324	7 576 103
6. Hibah <i>Grant</i>	0	0
7. Sumbangan dari Pihak Ketiga <i>Donation from Third Parties</i>	0	0
II. BELANJA/ EXPENDITURE	10 483 548	9 103 551
1. Belanja Pegawai <i>Personnel Expenditure</i>	3 058 725	3 058 725
2. Belanja Barang dan Jasa <i>Goods and Services Expenditure</i>	214 500	214 500
3. Belanja Modal <i>Capital Expenditure</i>	6 562 423	5 182 426
4. Belanja Subsidi <i>Subsidies Expenditure</i>	0	0
5. Belanja Hibah <i>Grants Expenditure</i>	0	0
6. Belanja Bantuan Sosial <i>Social Assistance Expenditure</i>	0	0
7. Belanja Bantuan Keuangan <i>Financial Assistance Expenditure</i>	599 900	599 900
8. Belanja Tak Terduga <i>Unpredicted Expenditure</i>	48 000	48 000

*) APB Desa

REALISASI PENDAPATAN DAN BELANJA PEMERINTAH DESA, KABUPATEN

Tabel : 5.17 PAKPAK BHARAT PROVINSI SUMATERA UTARA (ribu rupiah), 2013-2014
Table ACTUAL REVENUE AND EXPENDITURE OF VILLAGE GOVERNMENT OF PAKPAK BHARAT, SUMATERA UTARA (thousand rupiahs), 2013-2014

Kabupaten / Regency : Pakpak Bharat

Rincian <i>Classification</i>	2013	2014*)
(1)	(2)	(3)
I. PENDAPATAN/ REVENUE	6 514 643	8 139 599
1. Pendapatan Asli Daerah <i>Original Local Government Revenue</i>	0	0
2. Bagi Hasil Pajak <i>Tax Share</i>	0	0
3. Bagi Hasil Retribusi <i>Retribution Share</i>	0	0
4. Alokasi Dana Desa <i>Village Allocation Fund</i>	2 896 743	4 687 299
5. Bantuan Keuangan <i>Financial Assistance</i>	3 617 900	3 452 300
6. Hibah <i>Grant</i>	0	0
7. Sumbangan dari Pihak Ketiga <i>Donation from Third Parties</i>	0	0
II. BELANJA/ EXPENDITURE	6 520 876	8 171 432
1. Belanja Pegawai <i>Personnel Expenditure</i>	2 998 531	4 383 823
2. Belanja Barang dan Jasa <i>Goods and Services Expenditure</i>	1 966 852	2 755 596
3. Belanja Modal <i>Capital Expenditure</i>	1 349 985	1 006 513
4. Belanja Subsidi <i>Subsidies Expenditure</i>	0	0
5. Belanja Hibah <i>Grants Expenditure</i>	0	0
6. Belanja Bantuan Sosial <i>Social Assistance Expenditure</i>	149 918	25 500
7. Belanja Bantuan Keuangan <i>Financial Assistance Expenditure</i>	55 590	0
8. Belanja Tak Terduga <i>Unpredicted Expenditure</i>	0	0

*) APB Desa

REALISASI PENDAPATAN DAN BELANJA PEMERINTAH DESA, KABUPATEN

Tabel : 5.18 SAMOSIR PROVINSI SUMATERA UTARA (ribu rupiah), 2013-2014

Table

**ACTUAL REVENUE AND EXPENDITURE OF VILLAGE GOVERNMENT OF SAMOSIR,
SUMATERA UTARA (thousand rupiahs), 2013-2014**

Kabupaten / Regency : Samosir

Rincian <i>Classification</i>	2013	2014*)
(1)	(2)	(3)
I. PENDAPATAN/ REVENUE	16 675 969	18 075 785
1. Pendapatan Asli Daerah <i>Original Local Government Revenue</i>	255 210	0
2. Bagi Hasil Pajak <i>Tax Share</i>	377 686	379 260
3. Bagi Hasil Retribusi <i>Retribution Share</i>	463 708	465 515
4. Alokasi Dana Desa <i>Village Allocation Fund</i>	12 854 365	16 193 732
5. Bantuan Keuangan <i>Financial Assistance</i>	2 725 000	1 037 278
6. Hibah <i>Grant</i>	0	0
7. Sumbangan dari Pihak Ketiga <i>Donation from Third Parties</i>	0	0
II. BELANJA/ EXPENDITURE	16 124 477	18 101 121
1. Belanja Pegawai <i>Personnel Expenditure</i>	5 977 388	5 549 181
2. Belanja Barang dan Jasa <i>Goods and Services Expenditure</i>	2 132 948	2 013 266
3. Belanja Modal <i>Capital Expenditure</i>	8 014 141	10 511 424
4. Belanja Subsidi <i>Subsidies Expenditure</i>	0	0
5. Belanja Hibah <i>Grants Expenditure</i>	0	0
6. Belanja Bantuan Sosial <i>Social Assistance Expenditure</i>	0	0
7. Belanja Bantuan Keuangan <i>Financial Assistance Expenditure</i>	0	0
8. Belanja Tak Terduga <i>Unpredicted Expenditure</i>	0	27 250

*) APB Desa

REALISASI PENDAPATAN DAN BELANJA PEMERINTAH DESA, KABUPATEN

Tabel : 5.19 SERDANG BEDAGAI PROVINSI SUMATERA UTARA (ribu rupiah), 2013-2014

Table

**ACTUAL REVENUE AND EXPENDITURE OF VILLAGE GOVERNMENT OF SERDANG
BEDAGAI, SUMATERA UTARA (thousand rupiahs), 2013-2014**

Kabupaten / Regency : Serdang Bedagai

Rincian <i>Classification</i>	2013	2014*)
(1)	(2)	(3)
I. PENDAPATAN/ REVENUE	35 612 368	35 102 262
1. Pendapatan Asli Daerah <i>Original Local Government Revenue</i>	576 410	530 514
2. Bagi Hasil Pajak <i>Tax Share</i>	3 048 725	3 312 523
3. Bagi Hasil Retribusi <i>Retribution Share</i>	0	0
4. Alokasi Dana Desa <i>Village Allocation Fund</i>	17 611 073	17 333 284
5. Bantuan Keuangan <i>Financial Assistance</i>	14 376 160	13 925 941
6. Hibah <i>Grant</i>	0	0
7. Sumbangan dari Pihak Ketiga <i>Donation from Third Parties</i>	0	0
II. BELANJA/ EXPENDITURE	35 539 867	35 102 262
1. Belanja Pegawai <i>Personnel Expenditure</i>	15 813 387	15 955 209
2. Belanja Barang dan Jasa <i>Goods and Services Expenditure</i>	6 039 187	5 807 927
3. Belanja Modal <i>Capital Expenditure</i>	8 211 599	8 198 456
4. Belanja Subsidi <i>Subsidies Expenditure</i>	222 333	198 370
5. Belanja Hibah <i>Grants Expenditure</i>	823 246	787 143
6. Belanja Bantuan Sosial <i>Social Assistance Expenditure</i>	2 754 430	2 404 012
7. Belanja Bantuan Keuangan <i>Financial Assistance Expenditure</i>	1 363 034	1 722 145
8. Belanja Tak Terduga <i>Unpredicted Expenditure</i>	312 651	29 000

*) APB Desa

**REALISASI PENDAPATAN DAN BELANJA PEMERINTAH DESA, KABUPATEN BATU
BARA PROVINSI SUMATERA UTARA (ribu rupiah), 2013-2014**
**ACTUAL REVENUE AND EXPENDITURE OF VILLAGE GOVERNMENT OF BATU
BARA, SUMATERA UTARA (thousand rupiahs), 2013-2014**

Tabel : 5.20
Table

Kabupaten / *Regency* : Batu Bara

Rincian <i>Classification</i>	2013	2014*)
(1)	(2)	(3)
I. PENDAPATAN/ REVENUE	19 843 339	17 772 785
1. Pendapatan Asli Daerah <i>Original Local Government Revenue</i>	20 513	0
2. Bagi Hasil Pajak <i>Tax Share</i>	0	0
3. Bagi Hasil Retribusi <i>Retribution Share</i>	585 713	496 625
4. Alokasi Dana Desa <i>Village Allocation Fund</i>	9 676 744	9 558 098
5. Bantuan Keuangan <i>Financial Assistance</i>	9 560 369	7 718 062
6. Hibah <i>Grant</i>	0	0
7. Sumbangan dari Pihak Ketiga <i>Donation from Third Parties</i>	0	0
II. BELANJA/ EXPENDITURE	19 545 560	17 783 180
1. Belanja Pegawai <i>Personnel Expenditure</i>	8 920 250	8 719 143
2. Belanja Barang dan Jasa <i>Goods and Services Expenditure</i>	2 817 904	2 410 847
3. Belanja Modal <i>Capital Expenditure</i>	5 782 749	4 783 374
4. Belanja Subsidi <i>Subsidies Expenditure</i>	0	0
5. Belanja Hibah <i>Grants Expenditure</i>	0	0
6. Belanja Bantuan Sosial <i>Social Assistance Expenditure</i>	657 280	653 654
7. Belanja Bantuan Keuangan <i>Financial Assistance Expenditure</i>	1 296 623	1 145 408
8. Belanja Tak Terduga <i>Unpredicted Expenditure</i>	70 754	70 754

*) APB Desa

REALISASI PENDAPATAN DAN BELANJA PEMERINTAH DESA, KABUPATEN

Tabel : 5.21 PADANG LAWAS UTARA PROVINSI SUMATERA UTARA (ribu rupiah), 2013-2014
Table

**ACTUAL REVENUE AND EXPENDITURE OF VILLAGE GOVERNMENT OF PADANG
 LAWAS UTARA, SUMATERA UTARA (thousand rupiahs), 2013-2014**

Kabupaten / Regency : Padang Lawas Utara

Rincian <i>Classification</i>	2013	2014*)
(1)	(2)	(3)
I. PENDAPATAN/ REVENUE	22 276 953	21 778 415
1. Pendapatan Asli Daerah <i>Original Local Government Revenue</i>	596 524	563 553
2. Bagi Hasil Pajak <i>Tax Share</i>	0	0
3. Bagi Hasil Retribusi <i>Retribution Share</i>	0	0
4. Alokasi Dana Desa <i>Village Allocation Fund</i>	5 566 199	5 572 158
5. Bantuan Keuangan <i>Financial Assistance</i>	10 897 126	12 411 807
6. Hibah <i>Grant</i>	5 164 138	3 177 931
7. Sumbangan dari Pihak Ketiga <i>Donation from Third Parties</i>	52 966	52 966
II. BELANJA/ EXPENDITURE	22 254 442	21 676 390
1. Belanja Pegawai <i>Personnel Expenditure</i>	11 555 752	13 045 407
2. Belanja Barang dan Jasa <i>Goods and Services Expenditure</i>	1 749 094	1 668 626
3. Belanja Modal <i>Capital Expenditure</i>	8 867 500	6 881 651
4. Belanja Subsidi <i>Subsidies Expenditure</i>	0	0
5. Belanja Hibah <i>Grants Expenditure</i>	0	0
6. Belanja Bantuan Sosial <i>Social Assistance Expenditure</i>	62 234	60 844
7. Belanja Bantuan Keuangan <i>Financial Assistance Expenditure</i>	0	0
8. Belanja Tak Terduga <i>Unpredicted Expenditure</i>	19 862	19 862

*) APB Desa

REALISASI PENDAPATAN DAN BELANJA PEMERINTAH DESA, KABUPATEN

Tabel : 5.22 PADANG LAWAS PROVINSI SUMATERA UTARA (ribu rupiah), 2013-2014

Table

ACTUAL REVENUE AND EXPENDITURE OF VILLAGE GOVERNMENT OF PADANG LAWAS, SUMATERA UTARA (thousand rupiahs), 2013-2014

Kabupaten / Regency : Padang Lawas

Rincian <i>Classification</i>	2013	2014*)
(1)	(2)	(3)
I. PENDAPATAN/ REVENUE	21 910 878	28 033 062
1. Pendapatan Asli Daerah <i>Original Local Government Revenue</i>	6 950 910	6 377 200
2. Bagi Hasil Pajak <i>Tax Share</i>	0	0
3. Bagi Hasil Retribusi <i>Retribution Share</i>	0	0
4. Alokasi Dana Desa <i>Village Allocation Fund</i>	3 056 832	3 435 662
5. Bantuan Keuangan <i>Financial Assistance</i>	11 903 136	18 220 200
6. Hibah <i>Grant</i>	0	0
7. Sumbangan dari Pihak Ketiga <i>Donation from Third Parties</i>	0	0
II. BELANJA/ EXPENDITURE	20 264 690	22 729 078
1. Belanja Pegawai <i>Personnel Expenditure</i>	15 416 381	13 710 157
2. Belanja Barang dan Jasa <i>Goods and Services Expenditure</i>	2 867 525	1 677 122
3. Belanja Modal <i>Capital Expenditure</i>	1 578 424	6 885 263
4. Belanja Subsidi <i>Subsidies Expenditure</i>	0	0
5. Belanja Hibah <i>Grants Expenditure</i>	0	0
6. Belanja Bantuan Sosial <i>Social Assistance Expenditure</i>	32 363	230 056
7. Belanja Bantuan Keuangan <i>Financial Assistance Expenditure</i>	0	0
8. Belanja Tak Terduga <i>Unpredicted Expenditure</i>	369 997	226 480

*) APB Desa

REALISASI PENDAPATAN DAN BELANJA PEMERINTAH DESA, KABUPATEN

Tabel : 5.23 LABUHAN BATU SELATAN PROVINSI SUMATERA UTARA (ribu rupiah), 2013-2014
Table ACTUAL REVENUE AND EXPENDITURE OF VILLAGE GOVERNMENT OF LABUHAN BATU SELATAN, SUMATERA UTARA (thousand rupiahs), 2013-2014

Kabupaten / Regency : Labuhan Batu Selatan

Rincian <i>Classification</i>	2013	2014*)
(1)	(2)	(3)
I. PENDAPATAN/ REVENUE	8 421 778	8 736 783
1. Pendapatan Asli Daerah <i>Original Local Government Revenue</i>	493 100	113 200
2. Bagi Hasil Pajak <i>Tax Share</i>	0	0
3. Bagi Hasil Retribusi <i>Retribution Share</i>	0	0
4. Alokasi Dana Desa <i>Village Allocation Fund</i>	3 904 008	4 449 978
5. Bantuan Keuangan <i>Financial Assistance</i>	4 024 670	4 173 605
6. Hibah <i>Grant</i>	0	0
7. Sumbangan dari Pihak Ketiga <i>Donation from Third Parties</i>	0	0
II. BELANJA/ EXPENDITURE	8 421 778	8 738 683
1. Belanja Pegawai <i>Personnel Expenditure</i>	4 541 722	4 596 232
2. Belanja Barang dan Jasa <i>Goods and Services Expenditure</i>	1 096 036	1 093 536
3. Belanja Modal <i>Capital Expenditure</i>	1 918 350	2 166 855
4. Belanja Subsidi <i>Subsidies Expenditure</i>	0	0
5. Belanja Hibah <i>Grants Expenditure</i>	0	71 030
6. Belanja Bantuan Sosial <i>Social Assistance Expenditure</i>	865 670	811 030
7. Belanja Bantuan Keuangan <i>Financial Assistance Expenditure</i>	0	0
8. Belanja Tak Terduga <i>Unpredicted Expenditure</i>	0	0

*) APB Desa

REALISASI PENDAPATAN DAN BELANJA PEMERINTAH DESA, KABUPATEN

Tabel : 5.24 LABUHAN BATU UTARA PROVINSI SUMATERA UTARA (ribu rupiah), 2013-2014
Table

**ACTUAL REVENUE AND EXPENDITURE OF VILLAGE GOVERNMENT OF LABUHAN
 BATU UTARA, SUMATERA UTARA (thousand rupiahs), 2013-2014**

Kabupaten / Regency : Labuhan Batu Utara

Rincian <i>Classification</i>	2013	2014*)
(1)	(2)	(3)
I. PENDAPATAN/ REVENUE	20 950 004	20 683 194
1. Pendapatan Asli Daerah <i>Original Local Government Revenue</i>	692 769	692 769
2. Bagi Hasil Pajak <i>Tax Share</i>	0	0
3. Bagi Hasil Retribusi <i>Retribution Share</i>	0	0
4. Alokasi Dana Desa <i>Village Allocation Fund</i>	13 134 779	13 056 775
5. Bantuan Keuangan <i>Financial Assistance</i>	7 122 456	6 933 650
6. Hibah <i>Grant</i>	0	0
7. Sumbangan dari Pihak Ketiga <i>Donation from Third Parties</i>	0	0
II. BELANJA/ EXPENDITURE	20 847 600	20 671 944
1. Belanja Pegawai <i>Personnel Expenditure</i>	9 435 220	9 709 676
2. Belanja Barang dan Jasa <i>Goods and Services Expenditure</i>	3 052 217	2 912 619
3. Belanja Modal <i>Capital Expenditure</i>	7 841 701	7 684 430
4. Belanja Subsidi <i>Subsidies Expenditure</i>	0	0
5. Belanja Hibah <i>Grants Expenditure</i>	0	0
6. Belanja Bantuan Sosial <i>Social Assistance Expenditure</i>	156 921	64 369
7. Belanja Bantuan Keuangan <i>Financial Assistance Expenditure</i>	111 512	81 127
8. Belanja Tak Terduga <i>Unpredicted Expenditure</i>	250 029	219 723

*) APB Desa

REALISASI PENDAPATAN DAN BELANJA PEMERINTAH DESA, KABUPATEN NIAS

Tabel : 5.25 UTARA PROVINSI SUMATERA UTARA (ribu rupiah), 2013-2014

Table

**ACTUAL REVENUE AND EXPENDITURE OF VILLAGE GOVERNMENT OF NIAS
UTARA, SUMATERA UTARA (thousand rupiahs), 2013-2014**

Kabupaten / Regency : Nias Utara

Rincian <i>Classification</i>	2013	2014*)
(1)	(2)	(3)
I. PENDAPATAN/ REVENUE	10 946 132	10 957 759
1. Pendapatan Asli Daerah <i>Original Local Government Revenue</i>	0	0
2. Bagi Hasil Pajak <i>Tax Share</i>	0	0
3. Bagi Hasil Retribusi <i>Retribution Share</i>	0	0
4. Alokasi Dana Desa <i>Village Allocation Fund</i>	5 489 328	5 489 329
5. Bantuan Keuangan <i>Financial Assistance</i>	5 456 804	5 468 430
6. Hibah <i>Grant</i>	0	0
7. Sumbangan dari Pihak Ketiga <i>Donation from Third Parties</i>	0	0
II. BELANJA/ EXPENDITURE	10 946 132	10 957 759
1. Belanja Pegawai <i>Personnel Expenditure</i>	5 279 911	5 279 911
2. Belanja Barang dan Jasa <i>Goods and Services Expenditure</i>	1 164 412	1 176 038
3. Belanja Modal <i>Capital Expenditure</i>	3 545 061	3 545 062
4. Belanja Subsidi <i>Subsidies Expenditure</i>	0	0
5. Belanja Hibah <i>Grants Expenditure</i>	0	0
6. Belanja Bantuan Sosial <i>Social Assistance Expenditure</i>	773 815	773 815
7. Belanja Bantuan Keuangan <i>Financial Assistance Expenditure</i>	168 000	168 000
8. Belanja Tak Terduga <i>Unpredicted Expenditure</i>	14 933	14 933

*) APB Desa

REALISASI PENDAPATAN DAN BELANJA PEMERINTAH DESA, KABUPATEN NIAS

Tabel : 5.26 **BARAT PROVINSI SUMATERA UTARA (ribu rupiah), 2013-2014**
Table

**ACTUAL REVENUE AND EXPENDITURE OF VILLAGE GOVERNMENT OF NIAS
 BARAT, SUMATERA UTARA (thousand rupiahs), 2013-2014**

Kabupaten / Regency : Nias Barat

Rincian <i>Classification</i>	2013	2014*)
(1)	(2)	(3)
I. PENDAPATAN/ REVENUE	10 868 324	10 113 853
1. Pendapatan Asli Daerah <i>Original Local Government Revenue</i>	0	0
2. Bagi Hasil Pajak <i>Tax Share</i>	0	0
3. Bagi Hasil Retribusi <i>Retribution Share</i>	0	0
4. Alokasi Dana Desa <i>Village Allocation Fund</i>	4 895 648	3 802 118
5. Bantuan Keuangan <i>Financial Assistance</i>	5 972 676	6 311 735
6. Hibah <i>Grant</i>	0	0
7. Sumbangan dari Pihak Ketiga <i>Donation from Third Parties</i>	0	0
II. BELANJA/ EXPENDITURE	10 868 324	10 113 853
1. Belanja Pegawai <i>Personnel Expenditure</i>	4 136 971	4 114 129
2. Belanja Barang dan Jasa <i>Goods and Services Expenditure</i>	2 205 824	2 085 665
3. Belanja Modal <i>Capital Expenditure</i>	4 525 529	3 914 059
4. Belanja Subsidi <i>Subsidies Expenditure</i>	0	0
5. Belanja Hibah <i>Grants Expenditure</i>	0	0
6. Belanja Bantuan Sosial <i>Social Assistance Expenditure</i>	0	0
7. Belanja Bantuan Keuangan <i>Financial Assistance Expenditure</i>	0	0
8. Belanja Tak Terduga <i>Unpredicted Expenditure</i>	0	0

*) APB Desa

REALISASI PENDAPATAN DAN BELANJA PEMERINTAH DESA, KOTA

Tabel : 5.27 PADANGSIDIMPUAN PROVINSI SUMATERA UTARA (ribu rupiah), 2013-2014
Table

**ACTUAL REVENUE AND EXPENDITURE OF VILLAGE GOVERNMENT OF
 PADANGSIDIMPUAN, SUMATERA UTARA (thousand rupiahs), 2013-2014**

Kota / Municipality : Padangsidimpuan

Rincian <i>Classification</i>	2013	2014*)
(1)	(2)	(3)
I. PENDAPATAN/ REVENUE	2 778 730	2 926 909
1. Pendapatan Asli Daerah <i>Original Local Government Revenue</i>	0	0
2. Bagi Hasil Pajak <i>Tax Share</i>	0	0
3. Bagi Hasil Retribusi <i>Retribution Share</i>	0	0
4. Alokasi Dana Desa <i>Village Allocation Fund</i>	854 397	843 709
5. Bantuan Keuangan <i>Financial Assistance</i>	1 924 333	2 083 200
6. Hibah <i>Grant</i>	0	0
7. Sumbangan dari Pihak Ketiga <i>Donation from Third Parties</i>	0	0
II. BELANJA/ EXPENDITURE	2 778 730	2 926 909
1. Belanja Pegawai <i>Personnel Expenditure</i>	2 123 296	2 168 414
2. Belanja Barang dan Jasa <i>Goods and Services Expenditure</i>	106 274	124 055
3. Belanja Modal <i>Capital Expenditure</i>	549 160	634 440
4. Belanja Subsidi <i>Subsidies Expenditure</i>	0	0
5. Belanja Hibah <i>Grants Expenditure</i>	0	0
6. Belanja Bantuan Sosial <i>Social Assistance Expenditure</i>	0	0
7. Belanja Bantuan Keuangan <i>Financial Assistance Expenditure</i>	0	0
8. Belanja Tak Terduga <i>Unpredicted Expenditure</i>	0	0

*) APB Desa

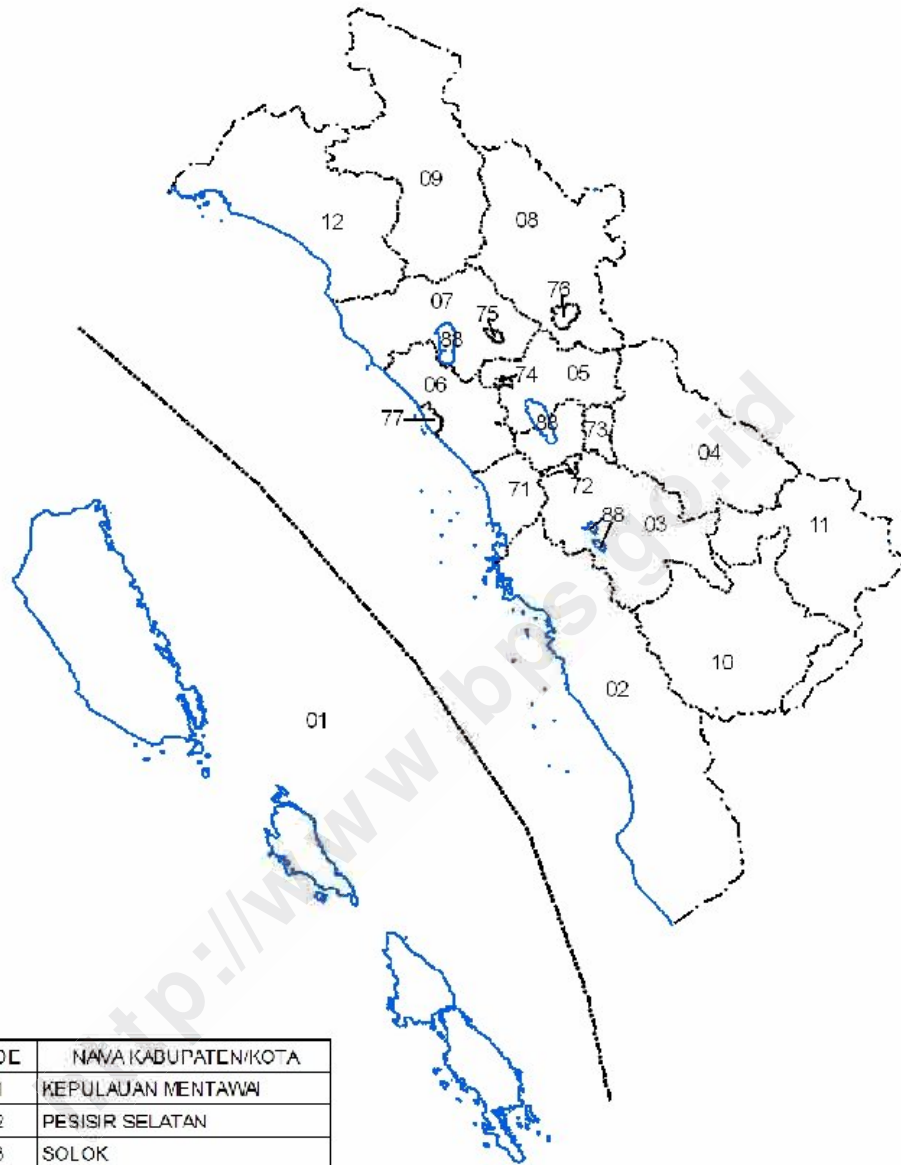
**Tabel : 5.28 REALISASI PENDAPATAN DAN BELANJA PEMERINTAH DESA, KOTA
 GUNUNGSITOLI PROVINSI SUMATERA UTARA (ribu rupiah), 2013-2014
 Table ACTUAL REVENUE AND EXPENDITURE OF VILLAGE GOVERNMENT OF
 GUNUNGSITOLI, SUMATERA UTARA (thousand rupiahs), 2013-2014**

Kota / Municipality : Gunungsitoli

Rincian <i>Classification</i>	2013	2014*)
(1)	(2)	(3)
I. PENDAPATAN/ REVENUE	8 368 800	8 275 200
1. Pendapatan Asli Daerah <i>Original Local Government Revenue</i>	0	0
2. Bagi Hasil Pajak <i>Tax Share</i>	0	0
3. Bagi Hasil Retribusi <i>Retribution Share</i>	0	0
4. Alokasi Dana Desa <i>Village Allocation Fund</i>	3 585 000	1 200 000
5. Bantuan Keuangan <i>Financial Assistance</i>	4 783 800	7 075 200
6. Hibah <i>Grant</i>	0	0
7. Sumbangan dari Pihak Ketiga <i>Donation from Third Parties</i>	0	0
II. BELANJA/ EXPENDITURE	8 368 800	8 273 400
1. Belanja Pegawai <i>Personnel Expenditure</i>	3 395 340	3 800 745
2. Belanja Barang dan Jasa <i>Goods and Services Expenditure</i>	937 416	1 051 368
3. Belanja Modal <i>Capital Expenditure</i>	4 036 044	3 421 287
4. Belanja Subsidi <i>Subsidies Expenditure</i>	0	0
5. Belanja Hibah <i>Grants Expenditure</i>	0	0
6. Belanja Bantuan Sosial <i>Social Assistance Expenditure</i>	0	0
7. Belanja Bantuan Keuangan <i>Financial Assistance Expenditure</i>	0	0
8. Belanja Tak Terduga <i>Unpredicted Expenditure</i>	0	0

*) APB Desa

Gambar **Peta Indeks Provinsi Sumatera Barat menurut Kabupaten/Kota**
 : **03**
Figure **Index Map of Sumatera Barat Province by Regency/Municipality**

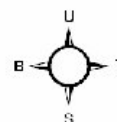
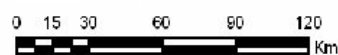


KODE	NAMA KABUPATEN/KOTA
01	KEPULAUAN MENTAWAI
02	PESISIR SELATAN
03	SOLOK
04	SILUNJUNG
05	TANAH DATAR
06	PADANG PARIAMAN
07	AGAM
08	LIMAPULUH KOTA
09	PASAMAN
10	SOLOK SELATAN
11	DHARMASTRAYA
12	PASAMAN BARAT
71	PADANG
72	SOLOK
73	SAWHLUNTO
74	PADANG PANJANG
75	BUKITTINGGI
76	PAYAKUMBUHI
77	PARIAMAN
88	DANAU

Legenda

- Batas Negara
- Batas Provinsi
- Batas Kabupaten
- Batas Kecamatan
- Batas Desa
- Garis Pantai / Batas Perairan

Sumber :
 Peta Digital Batas Wilayah dari Bakosurtanal, Tahun 2008
 (Diedit BPS Tahun 2010)



Tabel : 6
Table REALISASI PENDAPATAN DAN BELANJA PEMERINTAH DESA SELURUH PROVINSI
 SUMATERA BARAT (ribu rupiah), 2013-2014
 ACTUAL REVENUE AND EXPENDITURE OF VILLAGE GOVERNMENT THROUGHOUT
 SUMATERA BARAT PROVINCE (thousand rupiahs), 2013-2014

Kabupaten/Kota <i>Regency/Municipality</i>	2013		2014*)	
	Pendapatan <i>Revenue</i>	Belanja <i>Expenditure</i>	Pendapatan <i>Revenue</i>	Belanja <i>Expenditure</i>
(1)	(2)	(3)	(4)	(5)
01 Kepulauan Mentawai	26 634 297	25 656 964	27 184 036	26 155 759
02 Pesisir Selatan	11 975 775	11 241 646	12 985 716	10 999 237
03 Solok	21 162 135	19 251 219	21 643 653	22 321 605
04 Sijunjung	18 619 789	18 276 593	20 561 888	20 347 483
05 Tanah Datar	31 121 118	30 663 929	28 683 167	28 108 645
06 Padang Pariaman	10 753 479	10 797 192	12 979 546	12 930 046
07 Agam	24 810 663	23 773 653	33 766 394	26 084 360
08 Lima Puluh Kota	25 201 110	24 085 030	23 732 206	24 565 822
09 Pasaman	19 393 924	18 851 483	19 782 464	16 217 587
10 Solok Selatan	10 669 349	9 414 311	15 852 118	13 998 891
11 Dharmasraya	10 765 613	10 139 646	12 742 935	12 658 420
12 Pasaman Barat	20 672 098	19 702 059	24 379 379	24 329 901
73 Sawah Lunto	11 781 151	11 400 659	10 993 989	10 623 107
77 Pariaman	7 599 545	7 555 315	7 554 435	7 323 215
SUMATERA BARAT	251 160 046	240 809 699	272 841 926	256 664 078

*) APB Desa

Tabel : 6.1 REALISASI PENDAPATAN DAN BELANJA SELURUH PEMERINTAH DESA DI
PROVINSI SUMATERA BARAT (ribu rupiah), 2013-2014
Table ACTUAL REVENUE AND EXPENDITURE OF VILLAGE GOVERNMENT THROUGHOUT
SUMATERA BARAT PROVINCE (thousand rupiahs), 2013-2014

Rincian <i>Classification</i>	2013	2014*)
(1)	(2)	(3)
I. PENDAPATAN/REVENUE	251 160 046	272 841 926
1. Pendapatan Asli Daerah <i>Original Local Government Revenue</i>	22 614 379	24 428 543
2. Bagi Hasil Pajak <i>Tax Share</i>	2 264 508	2 220 825
3. Bagi Hasil Retribusi <i>Retribution Share</i>	2 762 435	780 178
4. Alokasi Dana Desa <i>Village Allocation Fund</i>	159 545 248	170 407 794
5. Bantuan Keuangan <i>Financial Assistance</i>	57 294 060	65 047 611
6. Hibah <i>Grant</i>	5 454 391	7 095 761
7. Sumbangan dari Pihak Ketiga <i>Donation from Third Parties</i>	1 225 025	2 861 214
II. BELANJA/EXPENDITURE	240 809 699	256 664 078
1. Belanja Pegawai <i>Personnel Expenditure</i>	112 727 539	126 596 660
2. Belanja Barang dan Jasa <i>Goods and Services Expenditure</i>	35 996 703	36 666 443
3. Belanja Modal <i>Capital Expenditure</i>	56 986 617	60 401 079
4. Belanja Subsidi <i>Subsidies Expenditure</i>	414 950	461 411
5. Belanja Hibah <i>Grants Expenditure</i>	9 769 550	6 365 626
6. Belanja Bantuan Sosial <i>Social Assistance Expenditure</i>	6 295 262	6 689 572
7. Belanja Bantuan Keuangan <i>Financial Assistance Expenditure</i>	16 837 789	16 752 004
8. Belanja Tak Terduga <i>Unpredicted Expenditure</i>	1 781 289	2 731 283

*) APB Desa

Tabel : 6.2 REALISASI PENDAPATAN DAN BELANJA PEMERINTAH DESA, KABUPATEN
Table KEPULAUAN MENTAWAI PROVINSI SUMATERA BARAT (ribu rupiah), 2013-2014
ACTUAL REVENUE AND EXPENDITURE OF VILLAGE GOVERNMENT OF
KEPULAUAN MENTAWAI, SUMATERA BARAT (thousand rupiahs), 2013-2014

Kabupaten / Regency : Kepulauan Mentawai

Rincian <i>Classification</i>	2013	2014*)
(1)	(2)	(3)
I. PENDAPATAN/ REVENUE	26 634 297	27 184 036
1. Pendapatan Asli Daerah <i>Original Local Government Revenue</i>	0	0
2. Bagi Hasil Pajak <i>Tax Share</i>	0	0
3. Bagi Hasil Retribusi <i>Retribution Share</i>	0	0
4. Alokasi Dana Desa <i>Village Allocation Fund</i>	26 453 697	26 923 486
5. Bantuan Keuangan <i>Financial Assistance</i>	180 600	260 550
6. Hibah <i>Grant</i>	0	0
7. Sumbangan dari Pihak Ketiga <i>Donation from Third Parties</i>	0	0
II. BELANJA/ EXPENDITURE	25 656 964	26 155 759
1. Belanja Pegawai <i>Personnel Expenditure</i>	9 233 525	9 573 056
2. Belanja Barang dan Jasa <i>Goods and Services Expenditure</i>	4 714 719	3 952 314
3. Belanja Modal <i>Capital Expenditure</i>	9 108 206	10 211 782
4. Belanja Subsidi <i>Subsidies Expenditure</i>	0	0
5. Belanja Hibah <i>Grants Expenditure</i>	0	0
6. Belanja Bantuan Sosial <i>Social Assistance Expenditure</i>	1 247 350	1 161 865
7. Belanja Bantuan Keuangan <i>Financial Assistance Expenditure</i>	1 250 664	1 256 742
8. Belanja Tak Terduga <i>Unpredicted Expenditure</i>	102 500	0

*) APB Desa

Tabel : 6.3 REALISASI PENDAPATAN DAN BELANJA PEMERINTAH DESA, KABUPATEN
Table PESISIR SELATAN PROVINSI SUMATERA BARAT (ribu rupiah), 2013-2014
**ACTUAL REVENUE AND EXPENDITURE OF VILLAGE GOVERNMENT OF PESISIR
 SELATAN, SUMATERA BARAT (thousand rupiahs), 2013-2014**

Kabupaten / Regency : Pesisir Selatan

Rincian <i>Classification</i>	2013	2014*)
(1)	(2)	(3)
I. PENDAPATAN/ REVENUE	11 975 775	12 985 716
1. Pendapatan Asli Daerah <i>Original Local Government Revenue</i>	3 361 145	3 263 280
2. Bagi Hasil Pajak <i>Tax Share</i>	143 232	165 408
3. Bagi Hasil Retribusi <i>Retribution Share</i>	3 710	10 884
4. Alokasi Dana Desa <i>Village Allocation Fund</i>	3 012 582	5 142 196
5. Bantuan Keuangan <i>Financial Assistance</i>	5 455 106	4 403 948
6. Hibah <i>Grant</i>	0	0
7. Sumbangan dari Pihak Ketiga <i>Donation from Third Parties</i>	0	0
II. BELANJA/ EXPENDITURE	11 241 646	10 999 237
1. Belanja Pegawai <i>Personnel Expenditure</i>	5 430 012	5 404 512
2. Belanja Barang dan Jasa <i>Goods and Services Expenditure</i>	778 289	816 279
3. Belanja Modal <i>Capital Expenditure</i>	4 547 730	4 256 671
4. Belanja Subsidi <i>Subsidies Expenditure</i>	0	0
5. Belanja Hibah <i>Grants Expenditure</i>	401 200	323 000
6. Belanja Bantuan Sosial <i>Social Assistance Expenditure</i>	55 290	103 700
7. Belanja Bantuan Keuangan <i>Financial Assistance Expenditure</i>	0	85 375
8. Belanja Tak Terduga <i>Unpredicted Expenditure</i>	29 125	9 700

*) APB Desa

Tabel : 6.4 REALISASI PENDAPATAN DAN BELANJA PEMERINTAH DESA, KABUPATEN SOLOK
Table PROVINSI SUMATERA BARAT (ribu rupiah), 2013-2014
**ACTUAL REVENUE AND EXPENDITURE OF VILLAGE GOVERNMENT OF SOLOK,
 SUMATERA BARAT (thousand rupiahs), 2013-2014**

Kabupaten / Regency : Solok

Rincian <i>Classification</i>	2013	2014*)
(1)	(2)	(3)
I. PENDAPATAN/ REVENUE	21 162 135	21 643 653
1. Pendapatan Asli Daerah <i>Original Local Government Revenue</i>	3 328 374	3 499 767
2. Bagi Hasil Pajak <i>Tax Share</i>	444 829	481 552
3. Bagi Hasil Retribusi <i>Retribution Share</i>	240 843	244 171
4. Alokasi Dana Desa <i>Village Allocation Fund</i>	13 895 124	13 963 847
5. Bantuan Keuangan <i>Financial Assistance</i>	3 252 965	3 454 316
6. Hibah <i>Grant</i>	0	0
7. Sumbangan dari Pihak Ketiga <i>Donation from Third Parties</i>	0	0
II. BELANJA/ EXPENDITURE	19 251 219	22 321 605
1. Belanja Pegawai <i>Personnel Expenditure</i>	12 617 306	13 991 753
2. Belanja Barang dan Jasa <i>Goods and Services Expenditure</i>	2 650 250	2 915 278
3. Belanja Modal <i>Capital Expenditure</i>	3 188 334	4 485 514
4. Belanja Subsidi <i>Subsidies Expenditure</i>	33 300	0
5. Belanja Hibah <i>Grants Expenditure</i>	361 696	420 227
6. Belanja Bantuan Sosial <i>Social Assistance Expenditure</i>	28 350	18 000
7. Belanja Bantuan Keuangan <i>Financial Assistance Expenditure</i>	336 420	314 865
8. Belanja Tak Terduga <i>Unpredicted Expenditure</i>	35 563	175 968

*) APB Desa

**REALISASI PENDAPATAN DAN BELANJA PEMERINTAH DESA, KABUPATEN
SIJUNJUNG PROVINSI SUMATERA BARAT (ribu rupiah), 2013-2014
ACTUAL REVENUE AND EXPENDITURE OF VILLAGE GOVERNMENT OF
SIJUNJUNG, SUMATERA BARAT (thousand rupiahs), 2013-2014**

Tabel : 6.5
Table

Kabupaten / Regency : Sijunjung

Rincian <i>Classification</i>	2013	2014*)
(1)	(2)	(3)
I. PENDAPATAN/ REVENUE	18 619 789	20 561 888
1. Pendapatan Asli Daerah <i>Original Local Government Revenue</i>	914 516	1 067 895
2. Bagi Hasil Pajak <i>Tax Share</i>	277 421	389 871
3. Bagi Hasil Retribusi <i>Retribution Share</i>	25 941	34 729
4. Alokasi Dana Desa <i>Village Allocation Fund</i>	14 684 913	16 310 386
5. Bantuan Keuangan <i>Financial Assistance</i>	2 146 646	2 131 263
6. Hibah <i>Grant</i>	166 257	0
7. Sumbangan dari Pihak Ketiga <i>Donation from Third Parties</i>	404 095	627 744
II. BELANJA/ EXPENDITURE	18 276 593	20 347 483
1. Belanja Pegawai <i>Personnel Expenditure</i>	8 865 908	9 553 912
2. Belanja Barang dan Jasa <i>Goods and Services Expenditure</i>	3 788 238	4 445 115
3. Belanja Modal <i>Capital Expenditure</i>	4 264 498	5 133 846
4. Belanja Subsidi <i>Subsidies Expenditure</i>	214 150	255 357
5. Belanja Hibah <i>Grants Expenditure</i>	681 556	291 862
6. Belanja Bantuan Sosial <i>Social Assistance Expenditure</i>	267 208	304 477
7. Belanja Bantuan Keuangan <i>Financial Assistance Expenditure</i>	102 604	215 797
8. Belanja Tak Terduga <i>Unpredicted Expenditure</i>	92 431	147 117

*) APB Desa

Tabel : 6.6 REALISASI PENDAPATAN DAN BELANJA PEMERINTAH DESA, KABUPATEN TANAH DATAR PROVINSI SUMATERA BARAT (ribu rupiah), 2013-2014
Table *ACTUAL REVENUE AND EXPENDITURE OF VILLAGE GOVERNMENT OF TANAH DATAR, SUMATERA BARAT (thousand rupiahs), 2013-2014*

Kabupaten / Regency : Tanah Datar

Rincian <i>Classification</i>	2013	2014*)
(1)	(2)	(3)
I. PENDAPATAN/ REVENUE	31 121 118	28 683 167
1. Pendapatan Asli Daerah <i>Original Local Government Revenue</i>	2 086 268	1 680 287
2. Bagi Hasil Pajak <i>Tax Share</i>	186 329	159 343
3. Bagi Hasil Retribusi <i>Retribution Share</i>	120 900	125 225
4. Alokasi Dana Desa <i>Village Allocation Fund</i>	25 136 496	21 848 117
5. Bantuan Keuangan <i>Financial Assistance</i>	3 586 125	3 776 125
6. Hibah <i>Grant</i>	0	0
7. Sumbangan dari Pihak Ketiga <i>Donation from Third Parties</i>	5 000	1 094 070
II. BELANJA/ EXPENDITURE	30 663 929	28 108 645
1. Belanja Pegawai <i>Personnel Expenditure</i>	14 338 616	15 429 192
2. Belanja Barang dan Jasa <i>Goods and Services Expenditure</i>	10 676 713	8 809 848
3. Belanja Modal <i>Capital Expenditure</i>	5 467 850	3 685 605
4. Belanja Subsidi <i>Subsidies Expenditure</i>	0	0
5. Belanja Hibah <i>Grants Expenditure</i>	0	0
6. Belanja Bantuan Sosial <i>Social Assistance Expenditure</i>	0	0
7. Belanja Bantuan Keuangan <i>Financial Assistance Expenditure</i>	156 000	156 000
8. Belanja Tak Terduga <i>Unpredicted Expenditure</i>	24 750	28 000

*) APB Desa

Tabel : 6.7 REALISASI PENDAPATAN DAN BELANJA PEMERINTAH DESA, KABUPATEN PADANG PARIAMAN PROVINSI SUMATERA BARAT (ribu rupiah), 2013-2014
Table *ACTUAL REVENUE AND EXPENDITURE OF VILLAGE GOVERNMENT OF PADANG PARIAMAN, SUMATERA BARAT (thousand rupiahs), 2013-2014*

Kabupaten / Regency : Padang Pariaman

Rincian <i>Classification</i>	2013	2014*)
(1)	(2)	(3)
I. PENDAPATAN/ REVENUE	10 753 479	12 979 546
1. Pendapatan Asli Daerah <i>Original Local Government Revenue</i>	1 822 225	2 624 485
2. Bagi Hasil Pajak <i>Tax Share</i>	29 862	26 775
3. Bagi Hasil Retribusi <i>Retribution Share</i>	0	0
4. Alokasi Dana Desa <i>Village Allocation Fund</i>	8 058 792	8 908 786
5. Bantuan Keuangan <i>Financial Assistance</i>	731 000	731 000
6. Hibah <i>Grant</i>	0	0
7. Sumbangan dari Pihak Ketiga <i>Donation from Third Parties</i>	111 600	688 500
II. BELANJA/ EXPENDITURE	10 797 192	12 930 046
1. Belanja Pegawai <i>Personnel Expenditure</i>	6 512 276	6 946 196
2. Belanja Barang dan Jasa <i>Goods and Services Expenditure</i>	664 310	667 198
3. Belanja Modal <i>Capital Expenditure</i>	1 191 868	1 772 428
4. Belanja Subsidi <i>Subsidies Expenditure</i>	0	0
5. Belanja Hibah <i>Grants Expenditure</i>	0	0
6. Belanja Bantuan Sosial <i>Social Assistance Expenditure</i>	839 084	1 077 215
7. Belanja Bantuan Keuangan <i>Financial Assistance Expenditure</i>	758 750	1 598 188
8. Belanja Tak Terduga <i>Unpredicted Expenditure</i>	830 904	868 821

*) APB Desa

**REALISASI PENDAPATAN DAN BELANJA PEMERINTAH DESA, KABUPATEN AGAM
PROVINSI SUMATERA BARAT (ribu rupiah), 2013-2014
ACTUAL REVENUE AND EXPENDITURE OF VILLAGE GOVERNMENT OF AGAM,
SUMATERA BARAT (thousand rupiahs), 2013-2014**

Tabel : 6.8
Table

Kabupaten / Regency : Agam

Rincian <i>Classification</i>	2013	2014*)
(1)	(2)	(3)
I. PENDAPATAN/ REVENUE	24 810 663	33 766 394
1. Pendapatan Asli Daerah <i>Original Local Government Revenue</i>	1 489 173	1 595 846
2. Bagi Hasil Pajak <i>Tax Share</i>	263 411	284 402
3. Bagi Hasil Retribusi <i>Retribution Share</i>	11 601	12 879
4. Alokasi Dana Desa <i>Village Allocation Fund</i>	13 882 403	15 495 613
5. Bantuan Keuangan <i>Financial Assistance</i>	9 164 075	16 377 654
6. Hibah <i>Grant</i>	0	0
7. Sumbangan dari Pihak Ketiga <i>Donation from Third Parties</i>	0	0
II. BELANJA/ EXPENDITURE	23 773 653	26 084 360
1. Belanja Pegawai <i>Personnel Expenditure</i>	12 512 421	14 200 104
2. Belanja Barang dan Jasa <i>Goods and Services Expenditure</i>	2 705 071	2 955 875
3. Belanja Modal <i>Capital Expenditure</i>	4 775 159	4 985 873
4. Belanja Subsidi <i>Subsidies Expenditure</i>	0	0
5. Belanja Hibah <i>Grants Expenditure</i>	0	0
6. Belanja Bantuan Sosial <i>Social Assistance Expenditure</i>	1 086 210	1 820 023
7. Belanja Bantuan Keuangan <i>Financial Assistance Expenditure</i>	2 652 607	2 075 654
8. Belanja Tak Terduga <i>Unpredicted Expenditure</i>	42 185	46 831

*) APB Desa

Tabel : 6.9 REALISASI PENDAPATAN DAN BELANJA PEMERINTAH DESA, KABUPATEN LIMA
Table PULUH KOTA PROVINSI SUMATERA BARAT (ribu rupiah), 2013-2014
**ACTUAL REVENUE AND EXPENDITURE OF VILLAGE GOVERNMENT OF LIMA
 PULUH KOTA, SUMATERA BARAT (thousand rupiahs), 2013-2014**

Kabupaten / Regency : Lima Puluh Kota

Rincian <i>Classification</i>	2013	2014*)
(1)	(2)	(3)
I. PENDAPATAN/ REVENUE	25 201 110	23 732 206
1. Pendapatan Asli Daerah <i>Original Local Government Revenue</i>	5 402 836	5 581 342
2. Bagi Hasil Pajak <i>Tax Share</i>	107 484	215 856
3. Bagi Hasil Retribusi <i>Retribution Share</i>	162 540	169 800
4. Alokasi Dana Desa <i>Village Allocation Fund</i>	18 305 982	16 783 062
5. Bantuan Keuangan <i>Financial Assistance</i>	1 038 888	866 946
6. Hibah <i>Grant</i>	136 800	76 800
7. Sumbangan dari Pihak Ketiga <i>Donation from Third Parties</i>	46 580	38 400
II. BELANJA/ EXPENDITURE	24 085 030	24 565 822
1. Belanja Pegawai <i>Personnel Expenditure</i>	15 392 484	15 488 232
2. Belanja Barang dan Jasa <i>Goods and Services Expenditure</i>	3 347 942	3 763 106
3. Belanja Modal <i>Capital Expenditure</i>	4 393 146	3 750 544
4. Belanja Subsidi <i>Subsidies Expenditure</i>	0	0
5. Belanja Hibah <i>Grants Expenditure</i>	0	0
6. Belanja Bantuan Sosial <i>Social Assistance Expenditure</i>	754 728	614 768
7. Belanja Bantuan Keuangan <i>Financial Assistance Expenditure</i>	0	0
8. Belanja Tak Terduga <i>Unpredicted Expenditure</i>	196 730	949 172

*) APB Desa

REALISASI PENDAPATAN DAN BELANJA PEMERINTAH DESA, KABUPATEN

Tabel : 6.10 PASAMAN PROVINSI SUMATERA BARAT (ribu rupiah), 2013-2014

Table

**ACTUAL REVENUE AND EXPENDITURE OF VILLAGE GOVERNMENT OF PASAMAN,
SUMATERA BARAT (thousand rupiahs), 2013-2014**

Kabupaten / Regency : Pasaman

Rincian <i>Classification</i>	2013	2014*)
(1)	(2)	(3)
I. PENDAPATAN/ REVENUE	19 393 924	19 782 464
1. Pendapatan Asli Daerah <i>Original Local Government Revenue</i>	320 460	455 623
2. Bagi Hasil Pajak <i>Tax Share</i>	263 776	251 855
3. Bagi Hasil Retribusi <i>Retribution Share</i>	2 138 160	136 350
4. Alokasi Dana Desa <i>Village Allocation Fund</i>	6 033 713	6 098 907
5. Bantuan Keuangan <i>Financial Assistance</i>	9 272 815	9 734 729
6. Hibah <i>Grant</i>	1 365 000	3 105 000
7. Sumbangan dari Pihak Ketiga <i>Donation from Third Parties</i>	0	0
II. BELANJA/ EXPENDITURE	18 851 483	16 217 587
1. Belanja Pegawai <i>Personnel Expenditure</i>	6 951 390	6 939 700
2. Belanja Barang dan Jasa <i>Goods and Services Expenditure</i>	1 893 438	2 335 606
3. Belanja Modal <i>Capital Expenditure</i>	590 161	711 255
4. Belanja Subsidi <i>Subsidies Expenditure</i>	0	0
5. Belanja Hibah <i>Grants Expenditure</i>	7 838 996	4 814 116
6. Belanja Bantuan Sosial <i>Social Assistance Expenditure</i>	1 363 655	893 119
7. Belanja Bantuan Keuangan <i>Financial Assistance Expenditure</i>	0	330 300
8. Belanja Tak Terduga <i>Unpredicted Expenditure</i>	213 843	193 491

*) APB Desa

**REALISASI PENDAPATAN DAN BELANJA PEMERINTAH DESA, KABUPATEN SOLOK
SELATAN PROVINSI SUMATERA BARAT (ribu rupiah), 2013-2014**
**ACTUAL REVENUE AND EXPENDITURE OF VILLAGE GOVERNMENT OF SOLOK
SELATAN, SUMATERA BARAT (thousand rupiahs), 2013-2014**

Tabel : 6.11
Table

Kabupaten / Regency : Solok Selatan

Rincian Classification	2013	2014*)
(1)	(2)	(3)
I. PENDAPATAN/ REVENUE	10 669 349	15 852 118
1. Pendapatan Asli Daerah <i>Original Local Government Revenue</i>	581 639	818 571
2. Bagi Hasil Pajak <i>Tax Share</i>	17 104	26 521
3. Bagi Hasil Retribusi <i>Retribution Share</i>	0	0
4. Alokasi Dana Desa <i>Village Allocation Fund</i>	5 704 236	8 438 735
5. Bantuan Keuangan <i>Financial Assistance</i>	1 939 370	2 913 463
6. Hibah <i>Grant</i>	2 427 000	3 654 828
7. Sumbangan dari Pihak Ketiga <i>Donation from Third Parties</i>	0	0
II. BELANJA/ EXPENDITURE	9 414 311	13 998 891
1. Belanja Pegawai <i>Personnel Expenditure</i>	5 473 370	8 225 941
2. Belanja Barang dan Jasa <i>Goods and Services Expenditure</i>	364 108	541 624
3. Belanja Modal <i>Capital Expenditure</i>	3 062 652	4 535 482
4. Belanja Subsidi <i>Subsidies Expenditure</i>	147 500	186 054
5. Belanja Hibah <i>Grants Expenditure</i>	130 008	165 438
6. Belanja Bantuan Sosial <i>Social Assistance Expenditure</i>	45 698	61 098
7. Belanja Bantuan Keuangan <i>Financial Assistance Expenditure</i>	190 975	283 254
8. Belanja Tak Terduga <i>Unpredicted Expenditure</i>	0	0

*) APB Desa

REALISASI PENDAPATAN DAN BELANJA PEMERINTAH DESA, KABUPATEN

Tabel : 6.12 DHARMASRAYA PROVINSI SUMATERA BARAT (ribu rupiah), 2013-2014
Table

**ACTUAL REVENUE AND EXPENDITURE OF VILLAGE GOVERNMENT OF
 DHARMASRAYA, SUMATERA BARAT (thousand rupiahs), 2013-2014**

Kabupaten / Regency : Dharmasraya

Rincian <i>Classification</i>	2013	2014*)
(1)	(2)	(3)
I. PENDAPATAN/ REVENUE	10 765 613	12 742 935
1. Pendapatan Asli Daerah <i>Original Local Government Revenue</i>	1 785 243	1 942 425
2. Bagi Hasil Pajak <i>Tax Share</i>	30 000	63 000
3. Bagi Hasil Retribusi <i>Retribution Share</i>	1 500	2 500
4. Alokasi Dana Desa <i>Village Allocation Fund</i>	8 231 270	10 507 010
5. Bantuan Keuangan <i>Financial Assistance</i>	642 600	156 000
6. Hibah <i>Grant</i>	0	0
7. Sumbangan dari Pihak Ketiga <i>Donation from Third Parties</i>	75 000	72 000
II. BELANJA/ EXPENDITURE	10 139 646	12 658 420
1. Belanja Pegawai <i>Personnel Expenditure</i>	5 144 050	7 780 030
2. Belanja Barang dan Jasa <i>Goods and Services Expenditure</i>	1 011 498	1 430 050
3. Belanja Modal <i>Capital Expenditure</i>	3 248 817	2 867 910
4. Belanja Subsidi <i>Subsidies Expenditure</i>	0	0
5. Belanja Hibah <i>Grants Expenditure</i>	0	0
6. Belanja Bantuan Sosial <i>Social Assistance Expenditure</i>	465 905	117 500
7. Belanja Bantuan Keuangan <i>Financial Assistance Expenditure</i>	192 006	325 710
8. Belanja Tak Terduga <i>Unpredicted Expenditure</i>	77 370	137 220

*) APB Desa

REALISASI PENDAPATAN DAN BELANJA PEMERINTAH DESA, KABUPATEN

Tabel : 6.13 PASAMAN BARAT PROVINSI SUMATERA BARAT (ribu rupiah), 2013-2014

Table

ACTUAL REVENUE AND EXPENDITURE OF VILLAGE GOVERNMENT OF PASAMAN BARAT, SUMATERA BARAT (thousand rupiahs), 2013-2014

Kabupaten / Regency : Pasaman Barat

Rincian <i>Classification</i>	2013	2014*)
(1)	(2)	(3)
I. PENDAPATAN/ REVENUE	20 672 098	24 379 379
1. Pendapatan Asli Daerah <i>Original Local Government Revenue</i>	1 161 019	1 414 574
2. Bagi Hasil Pajak <i>Tax Share</i>	391 195	66 977
3. Bagi Hasil Retribusi <i>Retribution Share</i>	0	0
4. Alokasi Dana Desa <i>Village Allocation Fund</i>	5 873 302	8 664 424
5. Bantuan Keuangan <i>Financial Assistance</i>	12 894 082	13 880 904
6. Hibah <i>Grant</i>	12 000	12 000
7. Sumbangan dari Pihak Ketiga <i>Donation from Third Parties</i>	340 500	340 500
II. BELANJA/ EXPENDITURE	19 702 059	24 329 901
1. Belanja Pegawai <i>Personnel Expenditure</i>	4 007 635	6 097 852
2. Belanja Barang dan Jasa <i>Goods and Services Expenditure</i>	896 986	1 122 072
3. Belanja Modal <i>Capital Expenditure</i>	4 214 601	7 355 430
4. Belanja Subsidi <i>Subsidies Expenditure</i>	0	0
5. Belanja Hibah <i>Grants Expenditure</i>	254 374	249 263
6. Belanja Bantuan Sosial <i>Social Assistance Expenditure</i>	14 034	409 307
7. Belanja Bantuan Keuangan <i>Financial Assistance Expenditure</i>	10 304 629	9 070 310
8. Belanja Tak Terduga <i>Unpredicted Expenditure</i>	9 800	25 667

*) APB Desa

REALISASI PENDAPATAN DAN BELANJA PEMERINTAH DESA, KOTA SAWAH

Tabel : 6.14 LUNTO PROVINSI SUMATERA BARAT (ribu rupiah), 2013-2014

Table

**ACTUAL REVENUE AND EXPENDITURE OF VILLAGE GOVERNMENT OF SAWAH
LUNTO, SUMATERA BARAT (thousand rupiahs), 2013-2014**

Kota / Municipality : Sawah Lunto

Rincian <i>Classification</i>	2013	2014*)
(1)	(2)	(3)
I. PENDAPATAN/ REVENUE	11 781 151	10 993 989
1. Pendapatan Asli Daerah <i>Original Local Government Revenue</i>	235 756	360 823
2. Bagi Hasil Pajak <i>Tax Share</i>	0	0
3. Bagi Hasil Retribusi <i>Retribution Share</i>	0	0
4. Alokasi Dana Desa <i>Village Allocation Fund</i>	4 319 763	5 594 280
5. Bantuan Keuangan <i>Financial Assistance</i>	5 636 048	4 801 753
6. Hibah <i>Grant</i>	1 347 334	237 133
7. Sumbangan dari Pihak Ketiga <i>Donation from Third Parties</i>	242 250	0
II. BELANJA/ EXPENDITURE	11 400 659	10 623 107
1. Belanja Pegawai <i>Personnel Expenditure</i>	2 813 771	3 657 160
2. Belanja Barang dan Jasa <i>Goods and Services Expenditure</i>	1 399 841	1 757 918
3. Belanja Modal <i>Capital Expenditure</i>	6 541 470	4 256 834
4. Belanja Subsidi <i>Subsidies Expenditure</i>	20 000	20 000
5. Belanja Hibah <i>Grants Expenditure</i>	101 720	101 720
6. Belanja Bantuan Sosial <i>Social Assistance Expenditure</i>	0	0
7. Belanja Bantuan Keuangan <i>Financial Assistance Expenditure</i>	483 634	702 809
8. Belanja Tak Terduga <i>Unpredicted Expenditure</i>	40 223	126 666

*) APB Desa

REALISASI PENDAPATAN DAN BELANJA PEMERINTAH DESA, KOTA PARIAMAN

Tabel : 6.15 **PROVINSI SUMATERA BARAT (ribu rupiah), 2013-2014**

Table

**ACTUAL REVENUE AND EXPENDITURE OF VILLAGE GOVERNMENT OF PARIAMAN,
SUMATERA BARAT (thousand rupiahs), 2013-2014**

Kota / Municipality : Pariaman

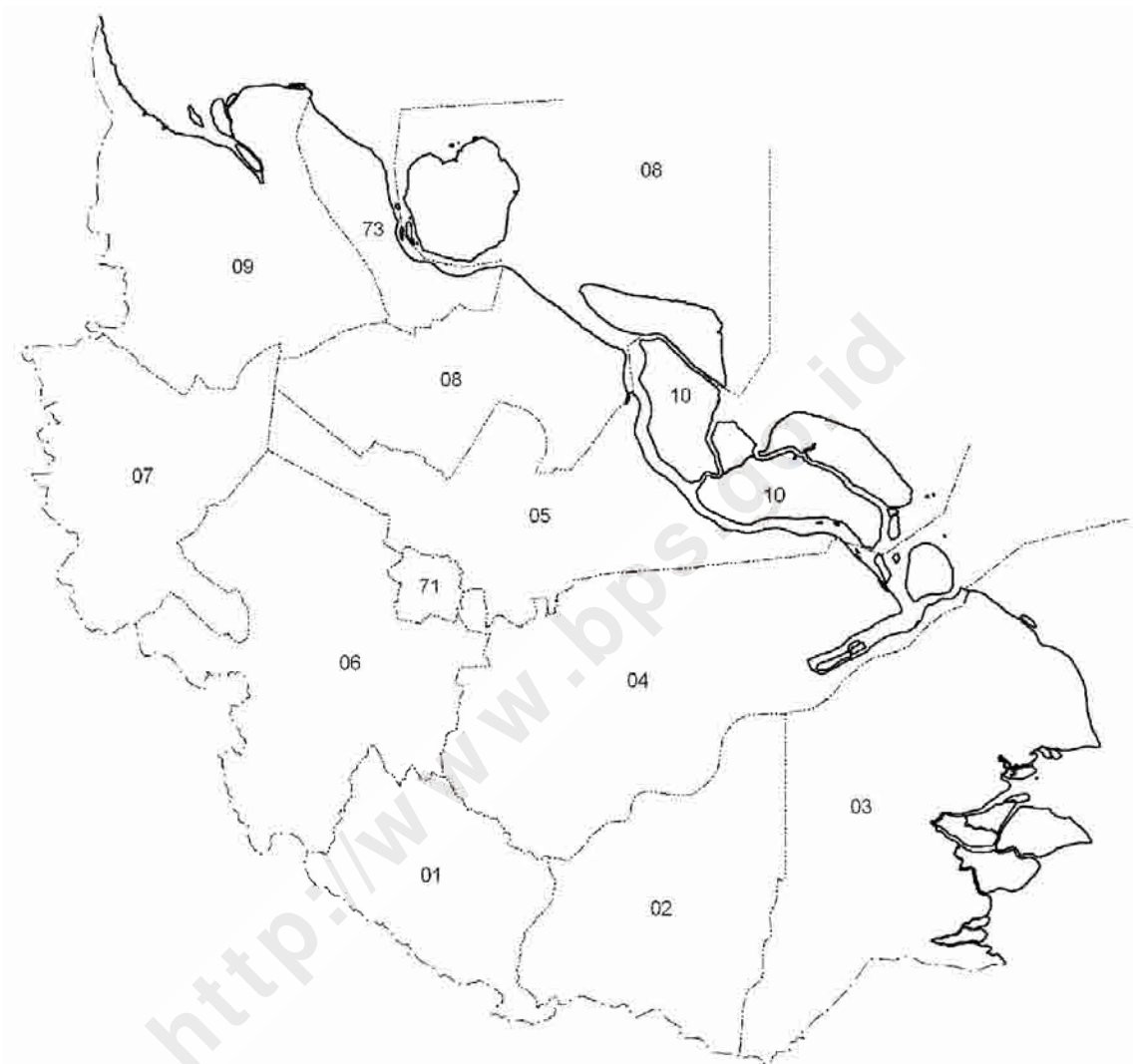
Rincian <i>Classification</i>	2013	2014*)
(1)	(2)	(3)
I. PENDAPATAN/ REVENUE	7 599 545	7 554 435
1. Pendapatan Asli Daerah <i>Original Local Government Revenue</i>	125 725	123 625
2. Bagi Hasil Pajak <i>Tax Share</i>	109 865	89 265
3. Bagi Hasil Retribusi <i>Retribution Share</i>	57 240	43 640
4. Alokasi Dana Desa <i>Village Allocation Fund</i>	5 952 975	5 728 945
5. Bantuan Keuangan <i>Financial Assistance</i>	1 353 740	1 558 960
6. Hibah <i>Grant</i>	0	10 000
7. Sumbangan dari Pihak Ketiga <i>Donation from Third Parties</i>	0	0
II. BELANJA/ EXPENDITURE	7 555 315	7 323 215
1. Belanja Pegawai <i>Personnel Expenditure</i>	3 434 775	3 309 020
2. Belanja Barang dan Jasa <i>Goods and Services Expenditure</i>	1 105 300	1 154 160
3. Belanja Modal <i>Capital Expenditure</i>	2 392 125	2 391 905
4. Belanja Subsidi <i>Subsidies Expenditure</i>	0	0
5. Belanja Hibah <i>Grants Expenditure</i>	0	0
6. Belanja Bantuan Sosial <i>Social Assistance Expenditure</i>	127 750	108 500
7. Belanja Bantuan Keuangan <i>Financial Assistance Expenditure</i>	409 500	337 000
8. Belanja Tak Terduga <i>Unpredicted Expenditure</i>	85 865	22 630

*) APB Desa

Gambar **Peta Indeks Provinsi Riau menurut Kabupaten/Kota**

..... : 04

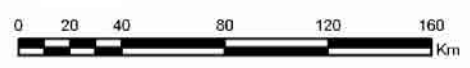
Figure *Index Map of Riau Province by Regency/Municipality*



KODE	NAMA KABUPATEN/KOTA
01	KUANTAN SINGINGI
02	INDRAGIRI HULU
03	INDRAGIRI HILIR
04	PELALAWAN
05	SIAK
06	KAMPAR
07	ROKAN HULU
08	BENGKALIS
09	ROKAN HILIR
10	KEPULAUAN MERANTI
71	PEKANBARU
73	DUMAI



- Legenda
- Batas Negara
 - - - Batas Provinsi
 - Batas Kabupaten
 - . - . Batas Kecamatan
 - - - - Batas Desa
 - Garis Pantai / Batas Perairan



Tabel : 7
Table REALISASI PENDAPATAN DAN BELANJA PEMERINTAH DESA SELURUH PROVINSI
 RIAU (ribu rupiah), 2013-2014
 ACTUAL REVENUE AND EXPENDITURE OF VILLAGE GOVERNMENT THROUGHOUT
 RIAU PROVINCE (thousand rupiahs), 2013-2014

Kabupaten/Kota <i>Regency/Municipality</i>	2013		2014*)	
	Pendapatan <i>Revenue</i>	Belanja <i>Expenditure</i>	Pendapatan <i>Revenue</i>	Belanja <i>Expenditure</i>
(1)	(2)	(3)	(4)	(5)
01 Kuantan Singingi	53 052 598	46 000 538	44 786 202	40 773 603
02 Indragiri Hulu	78 891 113	81 288 051	48 926 018	44 612 138
03 Indragiri Hilir	77 457 157	70 375 399	95 897 145	77 407 609
04 Pelalawan	66 666 286	66 186 376	67 828 217	66 619 119
05 Siak	90 774 931	90 855 079	97 213 889	97 550 808
06 Kampar	83 439 238	78 816 182	77 926 332	76 969 600
07 Rokan Hulu	64 681 519	63 389 901	64 239 485	64 353 872
08 Bengkalis	162 312 637	119 882 615	156 318 277	114 254 525
09 Rokan Hilir	32 154 842	26 997 492	33 514 532	26 542 656
10 Kepulauan Meranti	39 199 014	37 883 086	47 899 994	46 165 535
RIAU	748 629 335	681 674 719	734 550 091	655 249 465

*) APB Desa

Tabel : 7.1 **REALISASI PENDAPATAN DAN BELANJA SELURUH PEMERINTAH DESA DI**
Table : 7.1 **PROVINSI RIAU (ribu rupiah), 2013-2014**
ACTUAL REVENUE AND EXPENDITURE OF VILLAGE GOVERNMENT THROUGHOUT
RIAU PROVINCE (thousand rupiahs), 2013-2014

Rincian <i>Classification</i>	2013	2014*)
(1)	(2)	(3)
I. PENDAPATAN/REVENUE	748 629 335	734 550 091
1. Pendapatan Asli Daerah <i>Original Local Government Revenue</i>	57 420 293	49 125 755
2. Bagi Hasil Pajak <i>Tax Share</i>	5 810 512	5 249 739
3. Bagi Hasil Retribusi <i>Retribution Share</i>	1 814 608	2 024 587
4. Alokasi Dana Desa <i>Village Allocation Fund</i>	504 639 657	539 856 583
5. Bantuan Keuangan <i>Financial Assistance</i>	137 536 420	104 784 341
6. Hibah <i>Grant</i>	35 212 475	28 678 739
7. Sumbangan dari Pihak Ketiga <i>Donation from Third Parties</i>	6 195 370	4 830 347
II. BELANJA/EXPENDITURE	681 674 719	655 249 465
1. Belanja Pegawai <i>Personnel Expenditure</i>	244 220 671	255 029 832
2. Belanja Barang dan Jasa <i>Goods and Services Expenditure</i>	92 837 737	92 505 695
3. Belanja Modal <i>Capital Expenditure</i>	199 880 395	162 218 635
4. Belanja Subsidi <i>Subsidies Expenditure</i>	2 235 477	2 180 936
5. Belanja Hibah <i>Grants Expenditure</i>	46 297 499	46 945 471
6. Belanja Bantuan Sosial <i>Social Assistance Expenditure</i>	55 617 413	53 711 768
7. Belanja Bantuan Keuangan <i>Financial Assistance Expenditure</i>	37 089 460	39 376 611
8. Belanja Tak Terduga <i>Unpredicted Expenditure</i>	3 496 067	3 280 517

*) APB Desa

REALISASI PENDAPATAN DAN BELANJA PEMERINTAH DESA, KABUPATEN

Tabel : 7.2 **KUANTAN SINGINGI PROVINSI RIAU (ribu rupiah), 2013-2014**

Table

ACTUAL REVENUE AND EXPENDITURE OF VILLAGE GOVERNMENT OF KUANTAN SINGINGI, RIAU (thousand rupiahs), 2013-2014

Kabupaten / Regency : Kuantan Singingi

Rincian <i>Classification</i>	2013	2014*)
(1)	(2)	(3)
I. PENDAPATAN/ REVENUE	53 052 598	44 786 202
1. Pendapatan Asli Daerah <i>Original Local Government Revenue</i>	7 827 990	6 575 087
2. Bagi Hasil Pajak <i>Tax Share</i>	1 177 474	682 737
3. Bagi Hasil Retribusi <i>Retribution Share</i>	0	0
4. Alokasi Dana Desa <i>Village Allocation Fund</i>	14 461 254	16 511 363
5. Bantuan Keuangan <i>Financial Assistance</i>	21 707 691	19 275 541
6. Hibah <i>Grant</i>	6 492 926	257 263
7. Sumbangan dari Pihak Ketiga <i>Donation from Third Parties</i>	1 385 263	1 484 211
II. BELANJA/ EXPENDITURE	46 000 538	40 773 603
1. Belanja Pegawai <i>Personnel Expenditure</i>	19 879 474	22 143 944
2. Belanja Barang dan Jasa <i>Goods and Services Expenditure</i>	7 744 312	4 122 617
3. Belanja Modal <i>Capital Expenditure</i>	17 260 099	13 110 147
4. Belanja Subsidi <i>Subsidies Expenditure</i>	35 000	35 000
5. Belanja Hibah <i>Grants Expenditure</i>	234 947	487 263
6. Belanja Bantuan Sosial <i>Social Assistance Expenditure</i>	183 495	239 895
7. Belanja Bantuan Keuangan <i>Financial Assistance Expenditure</i>	84 000	105 000
8. Belanja Tak Terduga <i>Unpredicted Expenditure</i>	579 211	529 737

*) APB Desa

REALISASI PENDAPATAN DAN BELANJA PEMERINTAH DESA, KABUPATEN

Tabel : 7.3 **INDRAGIRI HULU PROVINSI RIAU (ribu rupiah), 2013-2014**

Table

ACTUAL REVENUE AND EXPENDITURE OF VILLAGE GOVERNMENT OF INDRAGIRI HULU, RIAU (thousand rupiahs), 2013-2014

Kabupaten / Regency : Indragiri Hulu

Rincian <i>Classification</i>	2013	2014*)
(1)	(2)	(3)
I. PENDAPATAN/ REVENUE	78 891 113	48 926 018
1. Pendapatan Asli Daerah <i>Original Local Government Revenue</i>	7 139 032	4 703 043
2. Bagi Hasil Pajak <i>Tax Share</i>	16 400	6 193
3. Bagi Hasil Retribusi <i>Retribution Share</i>	0	0
4. Alokasi Dana Desa <i>Village Allocation Fund</i>	18 281 468	23 447 984
5. Bantuan Keuangan <i>Financial Assistance</i>	49 479 625	20 768 798
6. Hibah <i>Grant</i>	3 762 353	0
7. Sumbangan dari Pihak Ketiga <i>Donation from Third Parties</i>	212 235	0
II. BELANJA/ EXPENDITURE	81 288 051	44 612 138
1. Belanja Pegawai <i>Personnel Expenditure</i>	20 064 596	19 378 428
2. Belanja Barang dan Jasa <i>Goods and Services Expenditure</i>	5 672 199	6 005 334
3. Belanja Modal <i>Capital Expenditure</i>	50 990 721	14 612 229
4. Belanja Subsidi <i>Subsidies Expenditure</i>	38 588	0
5. Belanja Hibah <i>Grants Expenditure</i>	760 716	846 046
6. Belanja Bantuan Sosial <i>Social Assistance Expenditure</i>	144 706	209 775
7. Belanja Bantuan Keuangan <i>Financial Assistance Expenditure</i>	3 616 525	3 521 738
8. Belanja Tak Terduga <i>Unpredicted Expenditure</i>	0	38 588

*) APB Desa

REALISASI PENDAPATAN DAN BELANJA PEMERINTAH DESA, KABUPATEN

Tabel : 7.4 **INDRAGIRI HILIR PROVINSI RIAU (ribu rupiah), 2013-2014**

Table

ACTUAL REVENUE AND EXPENDITURE OF VILLAGE GOVERNMENT OF INDRAGIRI HILIR, RIAU (thousand rupiahs), 2013-2014

Kabupaten / Regency : Indragiri Hilir

Rincian <i>Classification</i>	2013	2014*)
(1)	(2)	(3)
I. PENDAPATAN/ REVENUE	77 457 157	95 897 145
1. Pendapatan Asli Daerah <i>Original Local Government Revenue</i>	9 721 485	5 492 379
2. Bagi Hasil Pajak <i>Tax Share</i>	1 848 938	1 041 460
3. Bagi Hasil Retribusi <i>Retribution Share</i>	1 088 819	1 298 798
4. Alokasi Dana Desa <i>Village Allocation Fund</i>	58 509 448	80 222 642
5. Bantuan Keuangan <i>Financial Assistance</i>	5 747 842	7 841 866
6. Hibah <i>Grant</i>	0	0
7. Sumbangan dari Pihak Ketiga <i>Donation from Third Parties</i>	540 625	0
II. BELANJA/ EXPENDITURE	70 375 399	77 407 609
1. Belanja Pegawai <i>Personnel Expenditure</i>	28 298 706	25 076 822
2. Belanja Barang dan Jasa <i>Goods and Services Expenditure</i>	19 752 185	25 392 773
3. Belanja Modal <i>Capital Expenditure</i>	20 637 758	24 332 201
4. Belanja Subsidi <i>Subsidies Expenditure</i>	0	0
5. Belanja Hibah <i>Grants Expenditure</i>	0	0
6. Belanja Bantuan Sosial <i>Social Assistance Expenditure</i>	1 621 875	1 892 188
7. Belanja Bantuan Keuangan <i>Financial Assistance Expenditure</i>	0	648 750
8. Belanja Tak Terduga <i>Unpredicted Expenditure</i>	64 875	64 875

*) APB Desa

REALISASI PENDAPATAN DAN BELANJA PEMERINTAH DESA, KABUPATEN

Tabel : 7.5 PELALAWAN PROVINSI RIAU (ribu rupiah), 2013-2014

Table

ACTUAL REVENUE AND EXPENDITURE OF VILLAGE GOVERNMENT OF PELALAWAN, RIAU (thousand rupiahs), 2013-2014

Kabupaten / Regency : Pelalawan

Rincian <i>Classification</i>	2013	2014*)
(1)	(2)	(3)
I. PENDAPATAN/ REVENUE	66 666 286	67 828 217
1. Pendapatan Asli Daerah <i>Original Local Government Revenue</i>	4 738 574	3 348 545
2. Bagi Hasil Pajak <i>Tax Share</i>	0	0
3. Bagi Hasil Retribusi <i>Retribution Share</i>	0	0
4. Alokasi Dana Desa <i>Village Allocation Fund</i>	40 827 712	41 434 990
5. Bantuan Keuangan <i>Financial Assistance</i>	21 100 000	23 044 682
6. Hibah <i>Grant</i>	0	0
7. Sumbangan dari Pihak Ketiga <i>Donation from Third Parties</i>	0	0
II. BELANJA/ EXPENDITURE	66 186 376	66 619 119
1. Belanja Pegawai <i>Personnel Expenditure</i>	16 460 577	20 501 548
2. Belanja Barang dan Jasa <i>Goods and Services Expenditure</i>	8 345 850	7 557 795
3. Belanja Modal <i>Capital Expenditure</i>	40 791 131	37 118 912
4. Belanja Subsidi <i>Subsidies Expenditure</i>	0	0
5. Belanja Hibah <i>Grants Expenditure</i>	588 818	1 440 864
6. Belanja Bantuan Sosial <i>Social Assistance Expenditure</i>	0	0
7. Belanja Bantuan Keuangan <i>Financial Assistance Expenditure</i>	0	0
8. Belanja Tak Terduga <i>Unpredicted Expenditure</i>	0	0

*) APB Desa

Tabel : 7.6 REALISASI PENDAPATAN DAN BELANJA PEMERINTAH DESA, KABUPATEN SIAK
Table PROVINSI RIAU (ribu rupiah), 2013-2014
ACTUAL REVENUE AND EXPENDITURE OF VILLAGE GOVERNMENT OF SIAK, RIAU
(thousand rupiahs), 2013-2014

Kabupaten / Regency : Siak

Rincian <i>Classification</i>	2013	2014*)
(1)	(2)	(3)
I. PENDAPATAN/ REVENUE	90 774 931	97 213 889
1. Pendapatan Asli Daerah <i>Original Local Government Revenue</i>	0	1 356 217
2. Bagi Hasil Pajak <i>Tax Share</i>	0	0
3. Bagi Hasil Retribusi <i>Retribution Share</i>	0	0
4. Alokasi Dana Desa <i>Village Allocation Fund</i>	79 518 546	84 369 570
5. Bantuan Keuangan <i>Financial Assistance</i>	10 415 085	10 646 802
6. Hibah <i>Grant</i>	841 300	841 300
7. Sumbangan dari Pihak Ketiga <i>Donation from Third Parties</i>	0	0
II. BELANJA/ EXPENDITURE	90 855 079	97 550 808
1. Belanja Pegawai <i>Personnel Expenditure</i>	25 261 425	25 855 350
2. Belanja Barang dan Jasa <i>Goods and Services Expenditure</i>	6 778 776	7 780 885
3. Belanja Modal <i>Capital Expenditure</i>	26 358 948	29 201 056
4. Belanja Subsidi <i>Subsidies Expenditure</i>	0	0
5. Belanja Hibah <i>Grants Expenditure</i>	30 131 477	31 904 650
6. Belanja Bantuan Sosial <i>Social Assistance Expenditure</i>	2 324 453	2 808 867
7. Belanja Bantuan Keuangan <i>Financial Assistance Expenditure</i>	0	0
8. Belanja Tak Terduga <i>Unpredicted Expenditure</i>	0	0

*) APB Desa

REALISASI PENDAPATAN DAN BELANJA PEMERINTAH DESA, KABUPATEN

Tabel : 7.7 KAMPAR PROVINSI RIAU (ribu rupiah), 2013-2014

Table

ACTUAL REVENUE AND EXPENDITURE OF VILLAGE GOVERNMENT OF KAMPAR, RIAU (thousand rupiahs), 2013-2014

Kabupaten / Regency : Kampar

Rincian <i>Classification</i>	2013	2014*)
(1)	(2)	(3)
I. PENDAPATAN/ REVENUE	83 439 238	77 926 332
1. Pendapatan Asli Daerah <i>Original Local Government Revenue</i>	1 348 744	1 499 123
2. Bagi Hasil Pajak <i>Tax Share</i>	2 727 895	2 727 895
3. Bagi Hasil Retribusi <i>Retribution Share</i>	725 789	725 789
4. Alokasi Dana Desa <i>Village Allocation Fund</i>	50 905 404	47 736 697
5. Bantuan Keuangan <i>Financial Assistance</i>	27 663 827	21 790 302
6. Hibah <i>Grant</i>	67 579	3 446 526
7. Sumbangan dari Pihak Ketiga <i>Donation from Third Parties</i>	0	0
II. BELANJA/ EXPENDITURE	78 816 182	76 969 600
1. Belanja Pegawai <i>Personnel Expenditure</i>	46 629 181	49 993 797
2. Belanja Barang dan Jasa <i>Goods and Services Expenditure</i>	20 406 860	14 826 521
3. Belanja Modal <i>Capital Expenditure</i>	4 222 965	4 747 989
4. Belanja Subsidi <i>Subsidies Expenditure</i>	0	0
5. Belanja Hibah <i>Grants Expenditure</i>	0	0
6. Belanja Bantuan Sosial <i>Social Assistance Expenditure</i>	3 577 632	3 858 084
7. Belanja Bantuan Keuangan <i>Financial Assistance Expenditure</i>	3 979 544	3 543 209
8. Belanja Tak Terduga <i>Unpredicted Expenditure</i>	0	0

*) APB Desa

**REALISASI PENDAPATAN DAN BELANJA PEMERINTAH DESA, KABUPATEN ROKAN
HULU PROVINSI RIAU (ribu rupiah), 2013-2014
ACTUAL REVENUE AND EXPENDITURE OF VILLAGE GOVERNMENT OF ROKAN
HULU, RIAU (thousand rupiahs), 2013-2014**

Tabel : 7.8
Table

Kabupaten / Regency : Rokan Hulu

Rincian <i>Classification</i>	2013	2014*)
(1)	(2)	(3)
I. PENDAPATAN/ REVENUE	64 681 519	64 239 485
1. Pendapatan Asli Daerah <i>Original Local Government Revenue</i>	10 768 597	10 385 678
2. Bagi Hasil Pajak <i>Tax Share</i>	14 464	766 113
3. Bagi Hasil Retribusi <i>Retribution Share</i>	0	0
4. Alokasi Dana Desa <i>Village Allocation Fund</i>	52 170 244	51 365 480
5. Bantuan Keuangan <i>Financial Assistance</i>	1 299 214	1 293 214
6. Hibah <i>Grant</i>	24 000	24 000
7. Sumbangan dari Pihak Ketiga <i>Donation from Third Parties</i>	405 000	405 000
II. BELANJA/ EXPENDITURE	63 389 901	64 353 872
1. Belanja Pegawai <i>Personnel Expenditure</i>	24 278 061	25 305 282
2. Belanja Barang dan Jasa <i>Goods and Services Expenditure</i>	5 073 769	5 700 473
3. Belanja Modal <i>Capital Expenditure</i>	4 536 628	4 781 541
4. Belanja Subsidi <i>Subsidies Expenditure</i>	1 877 445	1 790 380
5. Belanja Hibah <i>Grants Expenditure</i>	1 415 089	1 325 796
6. Belanja Bantuan Sosial <i>Social Assistance Expenditure</i>	11 787 274	11 275 844
7. Belanja Bantuan Keuangan <i>Financial Assistance Expenditure</i>	12 575 932	12 536 628
8. Belanja Tak Terduga <i>Unpredicted Expenditure</i>	1 845 703	1 637 928

*) APB Desa

REALISASI PENDAPATAN DAN BELANJA PEMERINTAH DESA, KABUPATEN

Tabel : 7.9 BENGKALIS PROVINSI RIAU (ribu rupiah), 2013-2014

Table

ACTUAL REVENUE AND EXPENDITURE OF VILLAGE GOVERNMENT OF BENGKALIS, RIAU (thousand rupiahs), 2013-2014

Kabupaten / Regency : Bengkalis

Rincian <i>Classification</i>	2013	2014*)
(1)	(2)	(3)
I. PENDAPATAN/ REVENUE	162 312 637	156 318 277
1. Pendapatan Asli Daerah <i>Original Local Government Revenue</i>	7 879 065	7 879 065
2. Bagi Hasil Pajak <i>Tax Share</i>	0	0
3. Bagi Hasil Retribusi <i>Retribution Share</i>	0	0
4. Alokasi Dana Desa <i>Village Allocation Fund</i>	132 007 364	126 013 004
5. Bantuan Keuangan <i>Financial Assistance</i>	0	0
6. Hibah <i>Grant</i>	22 051 208	22 051 208
7. Sumbangan dari Pihak Ketiga <i>Donation from Third Parties</i>	375 000	375 000
II. BELANJA/ EXPENDITURE	119 882 615	114 254 525
1. Belanja Pegawai <i>Personnel Expenditure</i>	36 834 480	33 988 075
2. Belanja Barang dan Jasa <i>Goods and Services Expenditure</i>	7 144 420	10 695 308
3. Belanja Modal <i>Capital Expenditure</i>	22 870 830	22 870 830
4. Belanja Subsidi <i>Subsidies Expenditure</i>	0	0
5. Belanja Hibah <i>Grants Expenditure</i>	13 166 452	10 940 852
6. Belanja Bantuan Sosial <i>Social Assistance Expenditure</i>	32 062 895	28 215 922
7. Belanja Bantuan Keuangan <i>Financial Assistance Expenditure</i>	6 821 110	6 821 110
8. Belanja Tak Terduga <i>Unpredicted Expenditure</i>	982 428	722 428

*) APB Desa

REALISASI PENDAPATAN DAN BELANJA PEMERINTAH DESA, KABUPATEN ROKAN

Tabel : 7.10 HILIR PROVINSI RIAU (ribu rupiah), 2013-2014

Table

**ACTUAL REVENUE AND EXPENDITURE OF VILLAGE GOVERNMENT OF ROKAN
HILIR, RIAU (thousand rupiahs), 2013-2014**

Kabupaten / Regency : Rokan Hilir

Rincian <i>Classification</i>	2013	2014*)
(1)	(2)	(3)
I. PENDAPATAN/ REVENUE	32 154 842	33 514 532
1. Pendapatan Asli Daerah <i>Original Local Government Revenue</i>	7 868 806	7 811 951
2. Bagi Hasil Pajak <i>Tax Share</i>	25 341	25 341
3. Bagi Hasil Retribusi <i>Retribution Share</i>	0	0
4. Alokasi Dana Desa <i>Village Allocation Fund</i>	19 598 314	21 014 859
5. Bantuan Keuangan <i>Financial Assistance</i>	123 136	123 136
6. Hibah <i>Grant</i>	1 973 109	1 973 109
7. Sumbangan dari Pihak Ketiga <i>Donation from Third Parties</i>	2 566 136	2 566 136
II. BELANJA/ EXPENDITURE	26 997 492	26 542 656
1. Belanja Pegawai <i>Personnel Expenditure</i>	15 272 825	15 519 517
2. Belanja Barang dan Jasa <i>Goods and Services Expenditure</i>	2 777 239	2 075 711
3. Belanja Modal <i>Capital Expenditure</i>	3 218 760	3 218 760
4. Belanja Subsidi <i>Subsidies Expenditure</i>	0	0
5. Belanja Hibah <i>Grants Expenditure</i>	0	0
6. Belanja Bantuan Sosial <i>Social Assistance Expenditure</i>	668 909	668 909
7. Belanja Bantuan Keuangan <i>Financial Assistance Expenditure</i>	5 035 909	5 035 909
8. Belanja Tak Terduga <i>Unpredicted Expenditure</i>	23 850	23 850

*) APB Desa

REALISASI PENDAPATAN DAN BELANJA PEMERINTAH DESA, KABUPATEN

Tabel : 7.11 KEPULAUAN MERANTI PROVINSI RIAU (ribu rupiah), 2013-2014

Table

**ACTUAL REVENUE AND EXPENDITURE OF VILLAGE GOVERNMENT OF
KEPULAUAN MERANTI, RIAU (thousand rupiahs), 2013-2014**

Kabupaten / Regency : Kepulauan Meranti

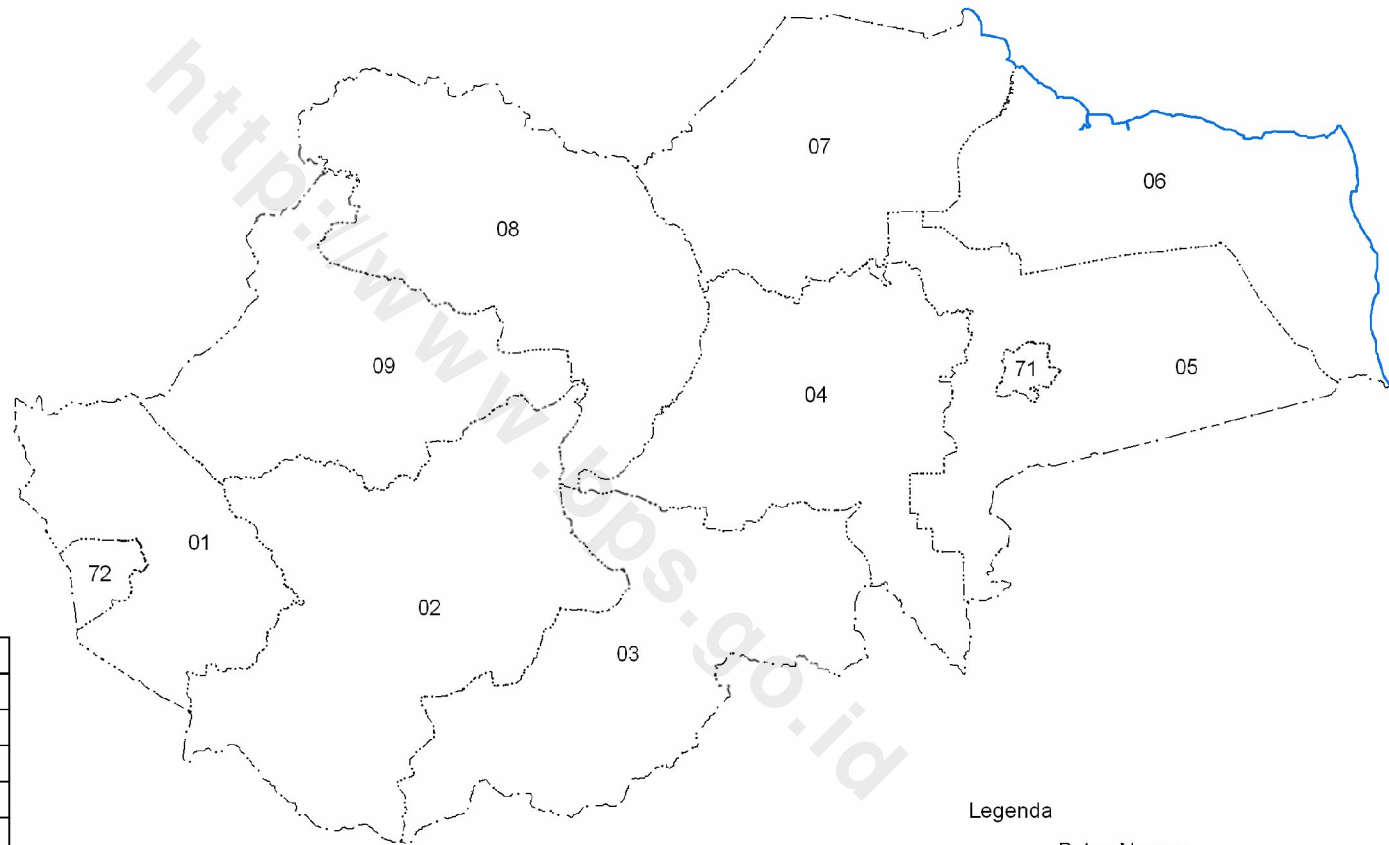
Rincian <i>Classification</i>	2013	2014*)
(1)	(2)	(3)
I. PENDAPATAN/ REVENUE	39 199 014	47 899 994
1. Pendapatan Asli Daerah <i>Original Local Government Revenue</i>	128 000	74 667
2. Bagi Hasil Pajak <i>Tax Share</i>	0	0
3. Bagi Hasil Retribusi <i>Retribution Share</i>	0	0
4. Alokasi Dana Desa <i>Village Allocation Fund</i>	38 359 903	47 739 994
5. Bantuan Keuangan <i>Financial Assistance</i>	0	0
6. Hibah <i>Grant</i>	0	85 333
7. Sumbangan dari Pihak Ketiga <i>Donation from Third Parties</i>	711 111	0
II. BELANJA/ EXPENDITURE	37 883 086	46 165 535
1. Belanja Pegawai <i>Personnel Expenditure</i>	11 241 346	17 267 069
2. Belanja Barang dan Jasa <i>Goods and Services Expenditure</i>	9 142 127	8 348 278
3. Belanja Modal <i>Capital Expenditure</i>	8 992 555	8 224 970
4. Belanja Subsidi <i>Subsidies Expenditure</i>	284 444	355 556
5. Belanja Hibah <i>Grants Expenditure</i>	0	0
6. Belanja Bantuan Sosial <i>Social Assistance Expenditure</i>	3 246 174	4 542 284
7. Belanja Bantuan Keuangan <i>Financial Assistance Expenditure</i>	4 976 440	7 164 267
8. Belanja Tak Terduga <i>Unpredicted Expenditure</i>	0	263 111

*) APB Desa

Gambar **Peta Indeks Provinsi Jambi menurut Kabupaten/Kota**

..... : 05

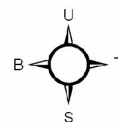
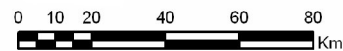
Figure *Index Map of Jambi Province by Regency/Municipality*



KODE	NAMA KABUPATEN/KOTA
01	KERINCI
02	MERANGIN
03	SAROLANGUN
04	BATANG HARI
05	MUARO JAMBI
06	TANJUNG JABUNG T
07	TANJUNG JABUNG B
08	TEBO
09	BUNGO
71	JAMBI
72	SUNGGAI PENUH

Legenda

- Batas Negara
- - - Batas Provinsi
- Batas Kabupaten
- . - . Batas Kecamatan
- Batas Desa
- Garis Pantai / Batas Perairan



Tabel : 8
Table REALISASI PENDAPATAN DAN BELANJA PEMERINTAH DESA SELURUH PROVINSI
JAMBI (ribu rupiah), 2013-2014
ACTUAL REVENUE AND EXPENDITURE OF VILLAGE GOVERNMENT THROUGHOUT
JAMBI PROVINCE (thousand rupiahs), 2013-2014

Kabupaten/Kota <i>Regency/Municipality</i>	2013		2014 ^{*)}	
	Pendapatan <i>Revenue</i>	Belanja <i>Expenditure</i>	Pendapatan <i>Revenue</i>	Belanja <i>Expenditure</i>
(1)	(2)	(3)	(4)	(5)
01 Kerinci	27 448 560	26 989 083	26 540 059	26 080 582
02 Merangin	27 664 207	24 840 987	31 393 608	28 188 762
03 Sarolangun	35 533 181	34 188 257	35 824 615	34 516 891
04 Batang Hari	25 558 067	27 367 908	27 327 567	27 724 816
05 Muaro Jambi	24 142 723	24 142 723	28 791 553	28 791 553
06 Tanjung Jabung Timur	41 509 744	41 090 698	47 606 701	46 090 535
07 Tanjung Jabung Barat	30 788 065	30 391 321	41 236 120	40 683 715
08 Tebo	22 173 178	22 263 544	25 479 495	25 583 337
09 Bungo	21 223 835	20 145 059	21 278 250	19 953 315
72 Sungai Penuh	11 728 546	11 728 883	7 418 631	7 421 257
JAMBI	267 770 106	263 148 463	292 896 599	285 034 763

^{*)} APB Desa

Tabel : 8.1 REALISASI PENDAPATAN DAN BELANJA SELURUH PEMERINTAH DESA DI
PROVINSI JAMBI (ribu rupiah), 2013-2014
Table ACTUAL REVENUE AND EXPENDITURE OF VILLAGE GOVERNMENT THROUGHOUT
JAMBI PROVINCE (thousand rupiahs), 2013-2014

Rincian <i>Classification</i>	2013	2014*)
(1)	(2)	(3)
I. PENDAPATAN/REVENUE	267 770 106	292 896 599
1. Pendapatan Asli Daerah <i>Original Local Government Revenue</i>	32 925 239	40 251 763
2. Bagi Hasil Pajak <i>Tax Share</i>	2 693 262	2 774 054
3. Bagi Hasil Retribusi <i>Retribution Share</i>	2 258 068	2 801 566
4. Alokasi Dana Desa <i>Village Allocation Fund</i>	161 554 845	179 217 038
5. Bantuan Keuangan <i>Financial Assistance</i>	58 491 063	57 132 461
6. Hibah <i>Grant</i>	6 670 307	5 807 300
7. Sumbangan dari Pihak Ketiga <i>Donation from Third Parties</i>	3 177 322	4 912 417
II. BELANJA/EXPENDITURE	263 148 463	285 034 763
1. Belanja Pegawai <i>Personnel Expenditure</i>	119 458 980	130 084 429
2. Belanja Barang dan Jasa <i>Goods and Services Expenditure</i>	38 230 250	43 850 784
3. Belanja Modal <i>Capital Expenditure</i>	77 655 298	80 516 898
4. Belanja Subsidi <i>Subsidies Expenditure</i>	161 221	211 043
5. Belanja Hibah <i>Grants Expenditure</i>	4 415 630	5 225 477
6. Belanja Bantuan Sosial <i>Social Assistance Expenditure</i>	13 868 521	15 496 082
7. Belanja Bantuan Keuangan <i>Financial Assistance Expenditure</i>	5 571 264	5 542 660
8. Belanja Tak Terduga <i>Unpredicted Expenditure</i>	3 787 299	4 107 390

*) APB Desa

REALISASI PENDAPATAN DAN BELANJA PEMERINTAH DESA, KABUPATEN

Tabel : 8.2 **KERINCI PROVINSI JAMBI (ribu rupiah), 2013-2014**

Table

**ACTUAL REVENUE AND EXPENDITURE OF VILLAGE GOVERNMENT OF KERINCI,
JAMBI (thousand rupiahs), 2013-2014**

Kabupaten / Regency : Kerinci

Rincian <i>Classification</i>	2013	2014*)
(1)	(2)	(3)
I. PENDAPATAN/ REVENUE	27 448 560	26 540 059
1. Pendapatan Asli Daerah <i>Original Local Government Revenue</i>	66 450	66 450
2. Bagi Hasil Pajak <i>Tax Share</i>	3 313	3 313
3. Bagi Hasil Retribusi <i>Retribution Share</i>	0	0
4. Alokasi Dana Desa <i>Village Allocation Fund</i>	18 273 985	17 365 484
5. Bantuan Keuangan <i>Financial Assistance</i>	9 104 812	9 104 812
6. Hibah <i>Grant</i>	0	0
7. Sumbangan dari Pihak Ketiga <i>Donation from Third Parties</i>	0	0
II. BELANJA/ EXPENDITURE	26 989 083	26 080 582
1. Belanja Pegawai <i>Personnel Expenditure</i>	11 325 467	11 279 635
2. Belanja Barang dan Jasa <i>Goods and Services Expenditure</i>	4 451 578	4 223 865
3. Belanja Modal <i>Capital Expenditure</i>	10 124 841	9 489 885
4. Belanja Subsidi <i>Subsidies Expenditure</i>	0	0
5. Belanja Hibah <i>Grants Expenditure</i>	0	0
6. Belanja Bantuan Sosial <i>Social Assistance Expenditure</i>	737 874	737 874
7. Belanja Bantuan Keuangan <i>Financial Assistance Expenditure</i>	294 174	294 174
8. Belanja Tak Terduga <i>Unpredicted Expenditure</i>	55 149	55 149

*) APB Desa

REALISASI PENDAPATAN DAN BELANJA PEMERINTAH DESA, KABUPATEN

Tabel : 8.3 MERANGIN PROVINSI JAMBI (ribu rupiah), 2013-2014

Table

ACTUAL REVENUE AND EXPENDITURE OF VILLAGE GOVERNMENT OF MERANGIN, JAMBI (thousand rupiahs), 2013-2014

Kabupaten / Regency : Merangin

Rincian <i>Classification</i>	2013	2014*)
(1)	(2)	(3)
I. PENDAPATAN/ REVENUE	27 664 207	31 393 608
1. Pendapatan Asli Daerah <i>Original Local Government Revenue</i>	3 423 812	3 884 785
2. Bagi Hasil Pajak <i>Tax Share</i>	549 918	624 125
3. Bagi Hasil Retribusi <i>Retribution Share</i>	836 626	949 337
4. Alokasi Dana Desa <i>Village Allocation Fund</i>	12 420 068	14 097 042
5. Bantuan Keuangan <i>Financial Assistance</i>	10 433 783	11 838 319
6. Hibah <i>Grant</i>	0	0
7. Sumbangan dari Pihak Ketiga <i>Donation from Third Parties</i>	0	0
II. BELANJA/ EXPENDITURE	24 840 987	28 188 762
1. Belanja Pegawai <i>Personnel Expenditure</i>	12 438 461	14 114 254
2. Belanja Barang dan Jasa <i>Goods and Services Expenditure</i>	4 682 589	5 312 144
3. Belanja Modal <i>Capital Expenditure</i>	5 682 757	6 451 577
4. Belanja Subsidi <i>Subsidies Expenditure</i>	0	0
5. Belanja Hibah <i>Grants Expenditure</i>	0	0
6. Belanja Bantuan Sosial <i>Social Assistance Expenditure</i>	1 039 158	1 178 138
7. Belanja Bantuan Keuangan <i>Financial Assistance Expenditure</i>	635 767	721 363
8. Belanja Tak Terduga <i>Unpredicted Expenditure</i>	362 255	411 286

*) APB Desa

REALISASI PENDAPATAN DAN BELANJA PEMERINTAH DESA, KABUPATEN

Tabel : 8.4 SAROLANGUN PROVINSI JAMBI (ribu rupiah), 2013-2014

Table

ACTUAL REVENUE AND EXPENDITURE OF VILLAGE GOVERNMENT OF SAROLANGUN, JAMBI (thousand rupiahs), 2013-2014

Kabupaten / Regency : Sarolangun

Rincian <i>Classification</i>	2013	2014*)
(1)	(2)	(3)
I. PENDAPATAN/ REVENUE	35 533 181	35 824 615
1. Pendapatan Asli Daerah <i>Original Local Government Revenue</i>	2 058 585	2 027 877
2. Bagi Hasil Pajak <i>Tax Share</i>	117 742	117 342
3. Bagi Hasil Retribusi <i>Retribution Share</i>	0	0
4. Alokasi Dana Desa <i>Village Allocation Fund</i>	17 278 348	17 609 390
5. Bantuan Keuangan <i>Financial Assistance</i>	15 964 044	15 955 544
6. Hibah <i>Grant</i>	0	0
7. Sumbangan dari Pihak Ketiga <i>Donation from Third Parties</i>	114 462	114 462
II. BELANJA/ EXPENDITURE	34 188 257	34 516 891
1. Belanja Pegawai <i>Personnel Expenditure</i>	9 152 486	9 154 486
2. Belanja Barang dan Jasa <i>Goods and Services Expenditure</i>	4 303 373	4 630 542
3. Belanja Modal <i>Capital Expenditure</i>	18 014 499	17 923 074
4. Belanja Subsidi <i>Subsidies Expenditure</i>	0	0
5. Belanja Hibah <i>Grants Expenditure</i>	0	0
6. Belanja Bantuan Sosial <i>Social Assistance Expenditure</i>	992 829	993 512
7. Belanja Bantuan Keuangan <i>Financial Assistance Expenditure</i>	686 769	686 769
8. Belanja Tak Terduga <i>Unpredicted Expenditure</i>	1 038 301	1 128 508

*) APB Desa

REALISASI PENDAPATAN DAN BELANJA PEMERINTAH DESA, KABUPATEN

Tabel : 8.5 **BATANG HARI PROVINSI JAMBI (ribu rupiah), 2013-2014**

Table

ACTUAL REVENUE AND EXPENDITURE OF VILLAGE GOVERNMENT OF BATANG HARI, JAMBI (thousand rupiahs), 2013-2014

Kabupaten / Regency : Batang Hari

Rincian <i>Classification</i>	2013	2014*)
(1)	(2)	(3)
I. PENDAPATAN/ REVENUE	25 558 067	27 327 567
1. Pendapatan Asli Daerah <i>Original Local Government Revenue</i>	1 745 000	1 745 000
2. Bagi Hasil Pajak <i>Tax Share</i>	0	0
3. Bagi Hasil Retribusi <i>Retribution Share</i>	0	0
4. Alokasi Dana Desa <i>Village Allocation Fund</i>	23 808 900	24 870 067
5. Bantuan Keuangan <i>Financial Assistance</i>	0	0
6. Hibah <i>Grant</i>	0	708 333
7. Sumbangan dari Pihak Ketiga <i>Donation from Third Parties</i>	4 167	4 167
II. BELANJA/ EXPENDITURE	27 367 908	27 724 816
1. Belanja Pegawai <i>Personnel Expenditure</i>	15 721 366	16 115 241
2. Belanja Barang dan Jasa <i>Goods and Services Expenditure</i>	3 999 975	4 098 308
3. Belanja Modal <i>Capital Expenditure</i>	6 084 483	5 957 100
4. Belanja Subsidi <i>Subsidies Expenditure</i>	0	0
5. Belanja Hibah <i>Grants Expenditure</i>	1 295 417	1 287 500
6. Belanja Bantuan Sosial <i>Social Assistance Expenditure</i>	195 000	195 000
7. Belanja Bantuan Keuangan <i>Financial Assistance Expenditure</i>	0	0
8. Belanja Tak Terduga <i>Unpredicted Expenditure</i>	71 667	71 667

*) APB Desa

Tabel : 8.6 REALISASI PENDAPATAN DAN BELANJA PEMERINTAH DESA, KABUPATEN MUARO JAMBI PROVINSI JAMBI (ribu rupiah), 2013-2014
Table **ACTUAL REVENUE AND EXPENDITURE OF VILLAGE GOVERNMENT OF MUARO JAMBI, JAMBI (thousand rupiahs), 2013-2014**

Kabupaten / Regency : Muaro Jambi

Rincian <i>Classification</i>	2013	2014*)
(1)	(2)	(3)
I. PENDAPATAN/ REVENUE	24 142 723	28 791 553
1. Pendapatan Asli Daerah <i>Original Local Government Revenue</i>	3 627 520	4 895 846
2. Bagi Hasil Pajak <i>Tax Share</i>	9 744	11 516
3. Bagi Hasil Retribusi <i>Retribution Share</i>	0	0
4. Alokasi Dana Desa <i>Village Allocation Fund</i>	10 307 327	16 245 991
5. Bantuan Keuangan <i>Financial Assistance</i>	9 215 092	6 655 160
6. Hibah <i>Grant</i>	0	0
7. Sumbangan dari Pihak Ketiga <i>Donation from Third Parties</i>	983 040	983 040
II. BELANJA/ EXPENDITURE	24 142 723	28 791 553
1. Belanja Pegawai <i>Personnel Expenditure</i>	11 388 081	13 830 843
2. Belanja Barang dan Jasa <i>Goods and Services Expenditure</i>	4 926 927	5 786 766
3. Belanja Modal <i>Capital Expenditure</i>	5 715 313	6 807 785
4. Belanja Subsidi <i>Subsidies Expenditure</i>	0	0
5. Belanja Hibah <i>Grants Expenditure</i>	0	0
6. Belanja Bantuan Sosial <i>Social Assistance Expenditure</i>	660 545	1 207 448
7. Belanja Bantuan Keuangan <i>Financial Assistance Expenditure</i>	956 190	1 023 005
8. Belanja Tak Terduga <i>Unpredicted Expenditure</i>	495 667	135 706

*) APB Desa

REALISASI PENDAPATAN DAN BELANJA PEMERINTAH DESA, KABUPATEN

Tabel : 8.7 TANJUNG JABUNG TIMUR PROVINSI JAMBI (ribu rupiah), 2013-2014

Table

ACTUAL REVENUE AND EXPENDITURE OF VILLAGE GOVERNMENT OF TANJUNG JABUNG TIMUR, JAMBI (thousand rupiahs), 2013-2014

Kabupaten / Regency : Tanjung Jabung Timur

Rincian <i>Classification</i>	2013	2014*)
(1)	(2)	(3)
I. PENDAPATAN/ REVENUE	41 509 744	47 606 701
1. Pendapatan Asli Daerah <i>Original Local Government Revenue</i>	9 223 181	10 959 065
2. Bagi Hasil Pajak <i>Tax Share</i>	410 567	306 919
3. Bagi Hasil Retribusi <i>Retribution Share</i>	0	0
4. Alokasi Dana Desa <i>Village Allocation Fund</i>	29 807 995	33 291 307
5. Bantuan Keuangan <i>Financial Assistance</i>	1 092 467	880 000
6. Hibah <i>Grant</i>	149 167	47 667
7. Sumbangan dari Pihak Ketiga <i>Donation from Third Parties</i>	826 367	2 121 743
II. BELANJA/ EXPENDITURE	41 090 698	46 090 535
1. Belanja Pegawai <i>Personnel Expenditure</i>	13 416 511	14 262 105
2. Belanja Barang dan Jasa <i>Goods and Services Expenditure</i>	5 685 423	7 062 744
3. Belanja Modal <i>Capital Expenditure</i>	9 106 514	10 551 447
4. Belanja Subsidi <i>Subsidies Expenditure</i>	36 667	58 667
5. Belanja Hibah <i>Grants Expenditure</i>	2 762 469	3 547 925
6. Belanja Bantuan Sosial <i>Social Assistance Expenditure</i>	7 294 828	8 013 461
7. Belanja Bantuan Keuangan <i>Financial Assistance Expenditure</i>	1 270 500	553 667
8. Belanja Tak Terduga <i>Unpredicted Expenditure</i>	1 517 786	2 040 519

*) APB Desa

Tabel : 8.8 REALISASI PENDAPATAN DAN BELANJA PEMERINTAH DESA, KABUPATEN
Table TANJUNG JABUNG BARAT PROVINSI JAMBI (ribu rupiah), 2013-2014
**ACTUAL REVENUE AND EXPENDITURE OF VILLAGE GOVERNMENT OF TANJUNG
 JABUNG BARAT, JAMBI (thousand rupiahs), 2013-2014**

Kabupaten / Regency : Tanjung Jabung Barat

Rincian <i>Classification</i>	2013	2014*)
(1)	(2)	(3)
I. PENDAPATAN/ REVENUE	30 788 065	41 236 120
1. Pendapatan Asli Daerah <i>Original Local Government Revenue</i>	10 709 849	14 320 487
2. Bagi Hasil Pajak <i>Tax Share</i>	285 749	386 326
3. Bagi Hasil Retribusi <i>Retribution Share</i>	1 233 124	1 663 911
4. Alokasi Dana Desa <i>Village Allocation Fund</i>	12 538 414	16 725 242
5. Bantuan Keuangan <i>Financial Assistance</i>	1 844 857	2 494 203
6. Hibah <i>Grant</i>	2 926 786	3 956 946
7. Sumbangan dari Pihak Ketiga <i>Donation from Third Parties</i>	1 249 286	1 689 005
II. BELANJA/ EXPENDITURE	30 391 321	40 683 715
1. Belanja Pegawai <i>Personnel Expenditure</i>	11 605 598	15 361 297
2. Belanja Barang dan Jasa <i>Goods and Services Expenditure</i>	6 707 613	9 045 263
3. Belanja Modal <i>Capital Expenditure</i>	10 107 124	13 647 700
4. Belanja Subsidi <i>Subsidies Expenditure</i>	124 554	152 376
5. Belanja Hibah <i>Grants Expenditure</i>	0	0
6. Belanja Bantuan Sosial <i>Social Assistance Expenditure</i>	421 536	557 807
7. Belanja Bantuan Keuangan <i>Financial Assistance Expenditure</i>	1 423 228	1 917 377
8. Belanja Tak Terduga <i>Unpredicted Expenditure</i>	1 668	1 895

*) APB Desa

**REALISASI PENDAPATAN DAN BELANJA PEMERINTAH DESA, KABUPATEN TEBO
PROVINSI JAMBI (ribu rupiah), 2013-2014
ACTUAL REVENUE AND EXPENDITURE OF VILLAGE GOVERNMENT OF TEBO,
JAMBI (thousand rupiahs), 2013-2014**

Tabel : 8.9
Table

Kabupaten / Regency : Tebo

Rincian <i>Classification</i>	2013	2014*)
(1)	(2)	(3)
I. PENDAPATAN/ REVENUE	22 173 178	25 479 495
1. Pendapatan Asli Daerah <i>Original Local Government Revenue</i>	1 954 289	2 245 700
2. Bagi Hasil Pajak <i>Tax Share</i>	55 556	63 840
3. Bagi Hasil Retribusi <i>Retribution Share</i>	0	0
4. Alokasi Dana Desa <i>Village Allocation Fund</i>	20 163 333	23 169 955
5. Bantuan Keuangan <i>Financial Assistance</i>	0	0
6. Hibah <i>Grant</i>	0	0
7. Sumbangan dari Pihak Ketiga <i>Donation from Third Parties</i>	0	0
II. BELANJA/ EXPENDITURE	22 263 544	25 583 337
1. Belanja Pegawai <i>Personnel Expenditure</i>	16 021 278	18 410 265
2. Belanja Barang dan Jasa <i>Goods and Services Expenditure</i>	2 017 722	2 318 591
3. Belanja Modal <i>Capital Expenditure</i>	2 583 367	2 968 582
4. Belanja Subsidi <i>Subsidies Expenditure</i>	0	0
5. Belanja Hibah <i>Grants Expenditure</i>	216 667	248 975
6. Belanja Bantuan Sosial <i>Social Assistance Expenditure</i>	1 025 333	1 178 224
7. Belanja Bantuan Keuangan <i>Financial Assistance Expenditure</i>	279 444	321 113
8. Belanja Tak Terduga <i>Unpredicted Expenditure</i>	119 733	137 587

*) APB Desa

REALISASI PENDAPATAN DAN BELANJA PEMERINTAH DESA, KABUPATEN

Tabel : 8.10 BUNGO PROVINSI JAMBI (ribu rupiah), 2013-2014

Table

**ACTUAL REVENUE AND EXPENDITURE OF VILLAGE GOVERNMENT OF BUNGO,
JAMBI (thousand rupiahs), 2013-2014**

Kabupaten / Regency : Bungo

Rincian <i>Classification</i>	2013	2014*)
(1)	(2)	(3)
I. PENDAPATAN/ REVENUE	21 223 835	21 278 250
1. Pendapatan Asli Daerah <i>Original Local Government Revenue</i>	54 053	54 053
2. Bagi Hasil Pajak <i>Tax Share</i>	1 260 673	1 260 673
3. Bagi Hasil Retribusi <i>Retribution Share</i>	188 318	188 318
4. Alokasi Dana Desa <i>Village Allocation Fund</i>	12 233 637	12 233 637
5. Bantuan Keuangan <i>Financial Assistance</i>	6 392 800	6 447 215
6. Hibah <i>Grant</i>	1 094 354	1 094 354
7. Sumbangan dari Pihak Ketiga <i>Donation from Third Parties</i>	0	0
II. BELANJA/ EXPENDITURE	20 145 059	19 953 315
1. Belanja Pegawai <i>Personnel Expenditure</i>	14 562 968	14 555 914
2. Belanja Barang dan Jasa <i>Goods and Services Expenditure</i>	981 684	1 030 063
3. Belanja Modal <i>Capital Expenditure</i>	2 970 012	2 803 743
4. Belanja Subsidi <i>Subsidies Expenditure</i>	0	0
5. Belanja Hibah <i>Grants Expenditure</i>	141 077	141 077
6. Belanja Bantuan Sosial <i>Social Assistance Expenditure</i>	1 400 793	1 333 993
7. Belanja Bantuan Keuangan <i>Financial Assistance Expenditure</i>	25 192	25 192
8. Belanja Tak Terduga <i>Unpredicted Expenditure</i>	63 333	63 333

*) APB Desa

REALISASI PENDAPATAN DAN BELANJA PEMERINTAH DESA, KOTA SUNGAI

Tabel : 8.11 **PENUH PROVINSI JAMBI (ribu rupiah), 2013-2014**

Table

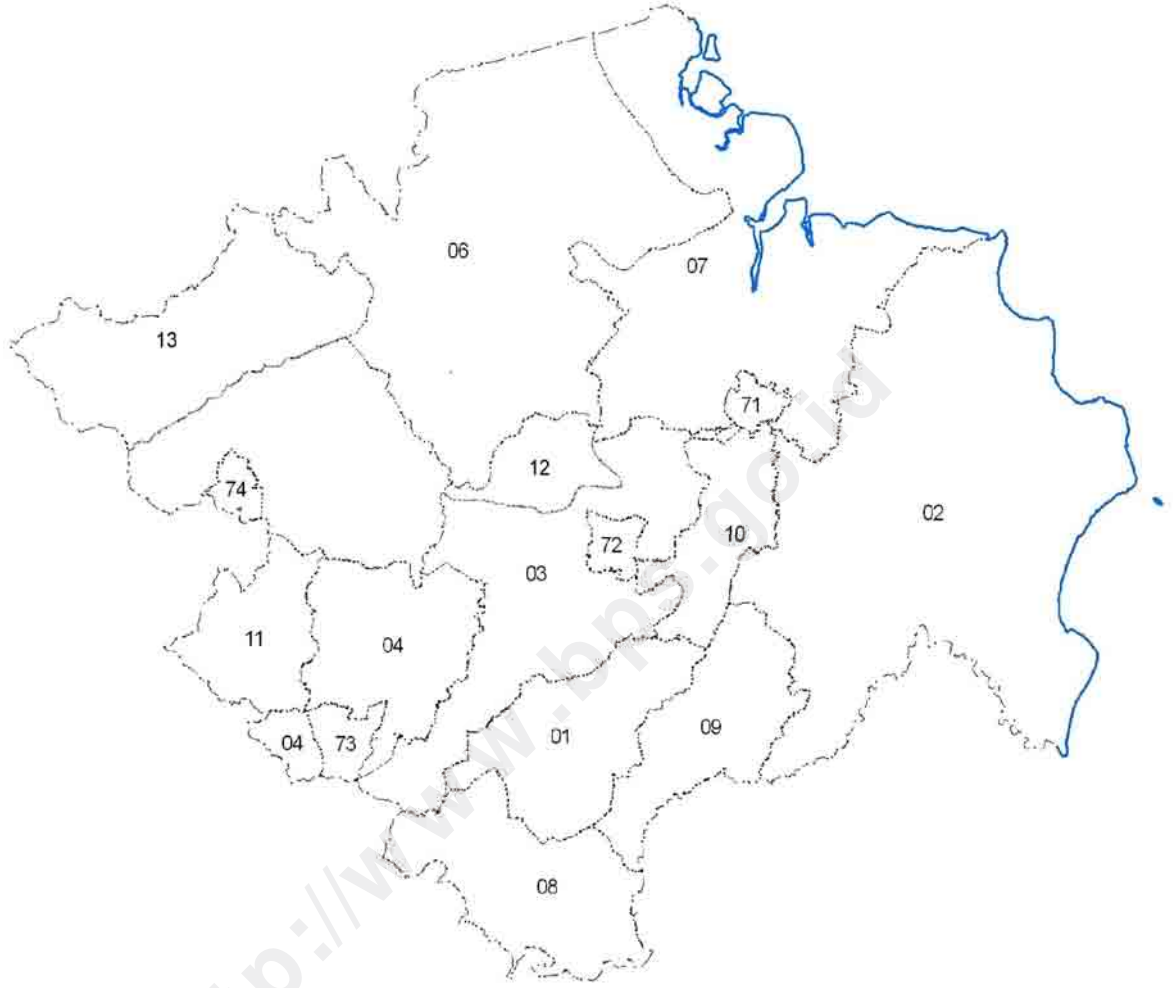
**ACTUAL REVENUE AND EXPENDITURE OF VILLAGE GOVERNMENT OF SUNGAI
PENUH, JAMBI (thousand rupiahs), 2013-2014**

Kota / Municipality : Sungai Penuh

Rincian <i>Classification</i>	2013	2014*)
(1)	(2)	(3)
I. PENDAPATAN/ REVENUE	11 728 546	7 418 631
1. Pendapatan Asli Daerah <i>Original Local Government Revenue</i>	62 500	52 500
2. Bagi Hasil Pajak <i>Tax Share</i>	0	0
3. Bagi Hasil Retribusi <i>Retribution Share</i>	0	0
4. Alokasi Dana Desa <i>Village Allocation Fund</i>	4 722 838	3 608 923
5. Bantuan Keuangan <i>Financial Assistance</i>	4 443 208	3 757 208
6. Hibah <i>Grant</i>	2 500 000	0
7. Sumbangan dari Pihak Ketiga <i>Donation from Third Parties</i>	0	0
II. BELANJA/ EXPENDITURE	11 728 883	7 421 257
1. Belanja Pegawai <i>Personnel Expenditure</i>	3 826 764	3 000 389
2. Belanja Barang dan Jasa <i>Goods and Services Expenditure</i>	473 366	342 498
3. Belanja Modal <i>Capital Expenditure</i>	7 266 388	3 916 005
4. Belanja Subsidi <i>Subsidies Expenditure</i>	0	0
5. Belanja Hibah <i>Grants Expenditure</i>	0	0
6. Belanja Bantuan Sosial <i>Social Assistance Expenditure</i>	100 625	100 625
7. Belanja Bantuan Keuangan <i>Financial Assistance Expenditure</i>	0	0
8. Belanja Tak Terduga <i>Unpredicted Expenditure</i>	61 740	61 740

*) APB Desa

Gambar **Peta Indeks Provinsi Sumatera Selatan menurut Kabupaten/Kota**
 : 06
Figure **Index Map of Sumatera Selatan Province by Regency/Municipality**

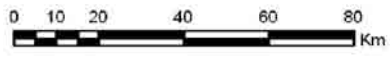
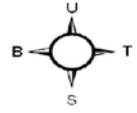


KODE	NAMA KABUPATEN/KOTA
01	OGAN KOMERING ULU
02	OGAN KOMERING ILIR
03	MUARA ENIM
04	LAHAT
05	MUSI RAWAS
06	MUSI BANYUASIN
07	BANYU ASIN
08	OGAN KOMERING ULU SELATAN
09	OGAN KOMERING ULU TIMUR
10	OGAN ILIR
11	EMPAT LAWANG
12	PENUKAL ABAD LEMATANG ILIR
13	MUSI RAWAS UTARA
71	PALEMBANG
72	PRABUMULIH
73	PAGAR ALAM
74	LUBUKLINGGAU

Legenda

- Batas Negara
- Batas Provinsi
- Batas Kabupaten
- Batas Kecamatan
- Batas Desa
- Garis Pantai / Batas Perairan

Sumber :
 Peta Digital Batas Wilayah dari Bakosurtanal, Tahun 2008
 (Diedit BPS Tahun 2010)



Tabel : 9
Table REALISASI PENDAPATAN DAN BELANJA PEMERINTAH DESA SELURUH PROVINSI
 SUMATERA SELATAN (ribu rupiah), 2013-2014
 ACTUAL REVENUE AND EXPENDITURE OF VILLAGE GOVERNMENT THROUGHOUT
 SUMATERA SELATAN PROVINCE (thousand rupiahs), 2013-2014

Kabupaten/Kota <i>Regency/Municipality</i>	2013		2014*)	
	Pendapatan <i>Revenue</i>	Belanja <i>Expenditure</i>	Pendapatan <i>Revenue</i>	Belanja <i>Expenditure</i>
(1)	(2)	(3)	(4)	(5)
01 Ogan Komering Ulu	27 096 970	25 589 100	28 396 334	26 200 170
02 Ogan Komering Ilir	73 810 214	74 277 778	72 493 294	72 319 661
03 Muara Enim	65 293 666	58 414 674	66 026 877	58 239 282
04 Lahat	58 941 237	57 722 640	78 567 953	76 768 590
05 Musi Rawas	48 488 268	48 488 268	57 409 316	57 409 316
06 Musi Banyuasin	218 291 373	215 108 460	242 362 670	231 200 328
07 Banyu Asin	44 973 067	45 259 760	47 311 472	47 140 564
08 Ogan Komering Ulu Selatan	39 197 019	39 197 019	44 638 532	44 638 532
09 Ogan Komering Ulu Timur	95 926 805	91 637 546	93 997 544	93 595 726
10 Ogan Ilir	28 022 718	28 022 718	34 462 133	34 462 133
11 Empat Lawang	23 002 674	23 205 946	23 731 245	23 985 516
72 Prabumulih	3 754 714	3 467 785	3 448 929	3 122 357
SUMATERA SELATAN	726 798 725	710 391 694	792 846 299	769 082 175

*) APB Desa

Tabel : 9.1 REALISASI PENDAPATAN DAN BELANJA SELURUH PEMERINTAH DESA DI
Table PROVINSI SUMATERA SELATAN (ribu rupiah), 2013-2014
ACTUAL REVENUE AND EXPENDITURE OF VILLAGE GOVERNMENT THROUGHOUT
SUMATERA SELATAN PROVINCE (thousand rupiahs), 2013-2014

Rincian <i>Classification</i>	2013	2014*)
(1)	(2)	(3)
I. PENDAPATAN/REVENUE	726 798 725	792 846 299
1. Pendapatan Asli Daerah <i>Original Local Government Revenue</i>	29 465 696	27 566 709
2. Bagi Hasil Pajak <i>Tax Share</i>	4 874 721	4 909 547
3. Bagi Hasil Retribusi <i>Retribution Share</i>	1 230 643	1 207 872
4. Alokasi Dana Desa <i>Village Allocation Fund</i>	357 163 952	390 889 395
5. Bantuan Keuangan <i>Financial Assistance</i>	318 484 818	361 605 123
6. Hibah <i>Grant</i>	6 428 756	1 304 323
7. Sumbangan dari Pihak Ketiga <i>Donation from Third Parties</i>	9 150 139	5 363 330
II. BELANJA/EXPENDITURE	710 391 694	769 082 175
1. Belanja Pegawai <i>Personnel Expenditure</i>	262 009 017	288 115 820
2. Belanja Barang dan Jasa <i>Goods and Services Expenditure</i>	113 830 054	117 025 083
3. Belanja Modal <i>Capital Expenditure</i>	273 439 758	285 289 577
4. Belanja Subsidi <i>Subsidies Expenditure</i>	719 000	719 000
5. Belanja Hibah <i>Grants Expenditure</i>	2 565 753	1 843 788
6. Belanja Bantuan Sosial <i>Social Assistance Expenditure</i>	40 137 429	40 306 263
7. Belanja Bantuan Keuangan <i>Financial Assistance Expenditure</i>	12 520 412	27 059 186
8. Belanja Tak Terduga <i>Unpredicted Expenditure</i>	5 170 271	8 723 458

*) APB Desa

Tabel : 9.2 REALISASI PENDAPATAN DAN BELANJA PEMERINTAH DESA, KABUPATEN OGAN
Table KOMERING ULU PROVINSI SUMATERA SELATAN (ribu rupiah), 2013-2014
ACTUAL REVENUE AND EXPENDITURE OF VILLAGE GOVERNMENT OF OGAN
KOMERING ULU, SUMATERA SELATAN (thousand rupiahs), 2013-2014

Kabupaten / Regency : Ogan Komering Ulu

Rincian <i>Classification</i>	2013	2014*)
(1)	(2)	(3)
I. PENDAPATAN/ REVENUE	27 096 970	28 396 334
1. Pendapatan Asli Daerah <i>Original Local Government Revenue</i>	1 976 891	2 236 888
2. Bagi Hasil Pajak <i>Tax Share</i>	13 500	18 000
3. Bagi Hasil Retribusi <i>Retribution Share</i>	3 870	3 870
4. Alokasi Dana Desa <i>Village Allocation Fund</i>	5 016 400	4 877 367
5. Bantuan Keuangan <i>Financial Assistance</i>	18 810 642	21 059 542
6. Hibah <i>Grant</i>	1 075 000	0
7. Sumbangan dari Pihak Ketiga <i>Donation from Third Parties</i>	200 667	200 667
II. BELANJA/ EXPENDITURE	25 589 100	26 200 170
1. Belanja Pegawai <i>Personnel Expenditure</i>	12 798 560	12 604 822
2. Belanja Barang dan Jasa <i>Goods and Services Expenditure</i>	1 793 096	2 069 012
3. Belanja Modal <i>Capital Expenditure</i>	9 138 433	9 090 817
4. Belanja Subsidi <i>Subsidies Expenditure</i>	0	0
5. Belanja Hibah <i>Grants Expenditure</i>	0	0
6. Belanja Bantuan Sosial <i>Social Assistance Expenditure</i>	338 267	405 633
7. Belanja Bantuan Keuangan <i>Financial Assistance Expenditure</i>	954 000	1 436 317
8. Belanja Tak Terduga <i>Unpredicted Expenditure</i>	566 744	593 569

*) APB Desa

Tabel : 9.3 REALISASI PENDAPATAN DAN BELANJA PEMERINTAH DESA, KABUPATEN OGAN
Table KOMERING ILIR PROVINSI SUMATERA SELATAN (ribu rupiah), 2013-2014
ACTUAL REVENUE AND EXPENDITURE OF VILLAGE GOVERNMENT OF OGAN
KOMERING ILIR, SUMATERA SELATAN (thousand rupiahs), 2013-2014

Kabupaten / Regency : Ogan Komering Ilir

Rincian <i>Classification</i>	2013	2014*)
(1)	(2)	(3)
I. PENDAPATAN/ REVENUE	73 810 214	72 493 294
1. Pendapatan Asli Daerah <i>Original Local Government Revenue</i>	4 355 236	4 355 236
2. Bagi Hasil Pajak <i>Tax Share</i>	3 656 666	3 628 385
3. Bagi Hasil Retribusi <i>Retribution Share</i>	655 690	632 918
4. Alokasi Dana Desa <i>Village Allocation Fund</i>	21 382 581	20 654 326
5. Bantuan Keuangan <i>Financial Assistance</i>	43 760 041	43 222 429
6. Hibah <i>Grant</i>	0	0
7. Sumbangan dari Pihak Ketiga <i>Donation from Third Parties</i>	0	0
II. BELANJA/ EXPENDITURE	74 277 778	72 319 661
1. Belanja Pegawai <i>Personnel Expenditure</i>	37 221 768	36 876 117
2. Belanja Barang dan Jasa <i>Goods and Services Expenditure</i>	2 608 794	2 547 358
3. Belanja Modal <i>Capital Expenditure</i>	18 387 346	17 828 150
4. Belanja Subsidi <i>Subsidies Expenditure</i>	0	0
5. Belanja Hibah <i>Grants Expenditure</i>	0	0
6. Belanja Bantuan Sosial <i>Social Assistance Expenditure</i>	16 059 870	15 068 036
7. Belanja Bantuan Keuangan <i>Financial Assistance Expenditure</i>	0	0
8. Belanja Tak Terduga <i>Unpredicted Expenditure</i>	0	0

*) APB Desa

Tabel : 9.4 REALISASI PENDAPATAN DAN BELANJA PEMERINTAH DESA, KABUPATEN MUARA ENIM PROVINSI SUMATERA SELATAN (ribu rupiah), 2013-2014
Table *ACTUAL REVENUE AND EXPENDITURE OF VILLAGE GOVERNMENT OF MUARA ENIM, SUMATERA SELATAN (thousand rupiahs), 2013-2014*

Kabupaten / Regency : Muara Enim

Rincian <i>Classification</i>	2013	2014*)
(1)	(2)	(3)
I. PENDAPATAN/ REVENUE	65 293 666	66 026 877
1. Pendapatan Asli Daerah <i>Original Local Government Revenue</i>	745 670	800 056
2. Bagi Hasil Pajak <i>Tax Share</i>	86 722	86 222
3. Bagi Hasil Retribusi <i>Retribution Share</i>	0	0
4. Alokasi Dana Desa <i>Village Allocation Fund</i>	36 076 583	35 084 298
5. Bantuan Keuangan <i>Financial Assistance</i>	26 976 035	29 247 968
6. Hibah <i>Grant</i>	485 000	538 889
7. Sumbangan dari Pihak Ketiga <i>Donation from Third Parties</i>	923 656	269 444
II. BELANJA/ EXPENDITURE	58 414 674	58 239 282
1. Belanja Pegawai <i>Personnel Expenditure</i>	28 143 792	27 683 922
2. Belanja Barang dan Jasa <i>Goods and Services Expenditure</i>	13 947 564	13 778 445
3. Belanja Modal <i>Capital Expenditure</i>	14 488 290	15 777 164
4. Belanja Subsidi <i>Subsidies Expenditure</i>	161 667	161 667
5. Belanja Hibah <i>Grants Expenditure</i>	1 050 833	215 556
6. Belanja Bantuan Sosial <i>Social Assistance Expenditure</i>	139 033	139 033
7. Belanja Bantuan Keuangan <i>Financial Assistance Expenditure</i>	295 972	295 972
8. Belanja Tak Terduga <i>Unpredicted Expenditure</i>	187 523	187 523

*) APB Desa

**REALISASI PENDAPATAN DAN BELANJA PEMERINTAH DESA, KABUPATEN LAHAT
PROVINSI SUMATERA SELATAN (ribu rupiah), 2013-2014
ACTUAL REVENUE AND EXPENDITURE OF VILLAGE GOVERNMENT OF LAHAT,
SUMATERA SELATAN (thousand rupiahs), 2013-2014**

Tabel : 9.5
Table

Kabupaten / Regency : Lahat

Rincian <i>Classification</i>	2013	2014*)
(1)	(2)	(3)
I. PENDAPATAN/ REVENUE	58 941 237	78 567 953
1. Pendapatan Asli Daerah <i>Original Local Government Revenue</i>	741 424	845 580
2. Bagi Hasil Pajak <i>Tax Share</i>	72 758	78 355
3. Bagi Hasil Retribusi <i>Retribution Share</i>	0	0
4. Alokasi Dana Desa <i>Village Allocation Fund</i>	14 972 560	17 245 464
5. Bantuan Keuangan <i>Financial Assistance</i>	40 008 235	58 495 651
6. Hibah <i>Grant</i>	0	0
7. Sumbangan dari Pihak Ketiga <i>Donation from Third Parties</i>	3 146 260	1 902 903
II. BELANJA/ EXPENDITURE	57 722 640	76 768 590
1. Belanja Pegawai <i>Personnel Expenditure</i>	23 548 943	26 961 969
2. Belanja Barang dan Jasa <i>Goods and Services Expenditure</i>	13 666 565	15 740 796
3. Belanja Modal <i>Capital Expenditure</i>	16 470 728	22 477 609
4. Belanja Subsidi <i>Subsidies Expenditure</i>	0	0
5. Belanja Hibah <i>Grants Expenditure</i>	0	0
6. Belanja Bantuan Sosial <i>Social Assistance Expenditure</i>	0	0
7. Belanja Bantuan Keuangan <i>Financial Assistance Expenditure</i>	3 574 409	10 035 745
8. Belanja Tak Terduga <i>Unpredicted Expenditure</i>	461 995	1 552 471

*) APB Desa

**REALISASI PENDAPATAN DAN BELANJA PEMERINTAH DESA, KABUPATEN MUSI
RAWAS PROVINSI SUMATERA SELATAN (ribu rupiah), 2013-2014
ACTUAL REVENUE AND EXPENDITURE OF VILLAGE GOVERNMENT OF MUSI
RAWAS, SUMATERA SELATAN (thousand rupiahs), 2013-2014**

Tabel : 9.6
Table

Kabupaten / Regency : Musi Rawas

Rincian <i>Classification</i>	2013	2014*)
(1)	(2)	(3)
I. PENDAPATAN/ REVENUE	48 488 268	57 409 316
1. Pendapatan Asli Daerah <i>Original Local Government Revenue</i>	379 788	447 162
2. Bagi Hasil Pajak <i>Tax Share</i>	23 173	27 445
3. Bagi Hasil Retribusi <i>Retribution Share</i>	0	0
4. Alokasi Dana Desa <i>Village Allocation Fund</i>	35 935 307	42 549 037
5. Bantuan Keuangan <i>Financial Assistance</i>	12 150 000	14 385 672
6. Hibah <i>Grant</i>	0	0
7. Sumbangan dari Pihak Ketiga <i>Donation from Third Parties</i>	0	0
II. BELANJA/ EXPENDITURE	48 488 268	57 409 316
1. Belanja Pegawai <i>Personnel Expenditure</i>	28 623 938	33 889 668
2. Belanja Barang dan Jasa <i>Goods and Services Expenditure</i>	5 606 264	6 638 065
3. Belanja Modal <i>Capital Expenditure</i>	9 718 684	11 506 823
4. Belanja Subsidi <i>Subsidies Expenditure</i>	0	0
5. Belanja Hibah <i>Grants Expenditure</i>	0	0
6. Belanja Bantuan Sosial <i>Social Assistance Expenditure</i>	183 994	217 917
7. Belanja Bantuan Keuangan <i>Financial Assistance Expenditure</i>	3 960 519	4 689 172
8. Belanja Tak Terduga <i>Unpredicted Expenditure</i>	394 869	467 671

*) APB Desa

**REALISASI PENDAPATAN DAN BELANJA PEMERINTAH DESA, KABUPATEN MUSI
BANYUASIN PROVINSI SUMATERA SELATAN (ribu rupiah), 2013-2014
ACTUAL REVENUE AND EXPENDITURE OF VILLAGE GOVERNMENT OF MUSI
BANYUASIN, SUMATERA SELATAN (thousand rupiahs), 2013-2014**

Tabel : 9.7
Table

Kabupaten / Regency : Musi Banyuasin

Rincian <i>Classification</i>	2013	2014*)
(1)	(2)	(3)
I. PENDAPATAN/ REVENUE	218 291 373	242 362 670
1. Pendapatan Asli Daerah <i>Original Local Government Revenue</i>	2 325 822	2 291 859
2. Bagi Hasil Pajak <i>Tax Share</i>	13 933	13 933
3. Bagi Hasil Retribusi <i>Retribution Share</i>	0	0
4. Alokasi Dana Desa <i>Village Allocation Fund</i>	198 151 785	219 609 711
5. Bantuan Keuangan <i>Financial Assistance</i>	15 587 917	18 200 417
6. Hibah <i>Grant</i>	34 833	69 667
7. Sumbangan dari Pihak Ketiga <i>Donation from Third Parties</i>	2 177 083	2 177 083
II. BELANJA/ EXPENDITURE	215 108 460	231 200 328
1. Belanja Pegawai <i>Personnel Expenditure</i>	35 280 071	42 998 354
2. Belanja Barang dan Jasa <i>Goods and Services Expenditure</i>	53 168 973	53 154 064
3. Belanja Modal <i>Capital Expenditure</i>	110 441 748	117 036 325
4. Belanja Subsidi <i>Subsidies Expenditure</i>	557 333	557 333
5. Belanja Hibah <i>Grants Expenditure</i>	0	0
6. Belanja Bantuan Sosial <i>Social Assistance Expenditure</i>	12 118 456	12 118 456
7. Belanja Bantuan Keuangan <i>Financial Assistance Expenditure</i>	2 467 271	2 902 688
8. Belanja Tak Terduga <i>Unpredicted Expenditure</i>	1 074 608	2 433 108

*) APB Desa

Tabel : 9.8 REALISASI PENDAPATAN DAN BELANJA PEMERINTAH DESA, KABUPATEN BANYU
Table ASIN PROVINSI SUMATERA SELATAN (ribu rupiah), 2013-2014
ACTUAL REVENUE AND EXPENDITURE OF VILLAGE GOVERNMENT OF BANYU
ASIN, SUMATERA SELATAN (thousand rupiahs), 2013-2014

Kabupaten / Regency : Banyu Asin

Rincian <i>Classification</i>	2013	2014*)
(1)	(2)	(3)
I. PENDAPATAN/ REVENUE	44 973 067	47 311 472
1. Pendapatan Asli Daerah <i>Original Local Government Revenue</i>	6 191 160	6 685 427
2. Bagi Hasil Pajak <i>Tax Share</i>	9 778	9 778
3. Bagi Hasil Retribusi <i>Retribution Share</i>	0	0
4. Alokasi Dana Desa <i>Village Allocation Fund</i>	4 205 920	4 280 524
5. Bantuan Keuangan <i>Financial Assistance</i>	33 159 431	35 074 116
6. Hibah <i>Grant</i>	1 091 640	488 889
7. Sumbangan dari Pihak Ketiga <i>Donation from Third Parties</i>	315 138	772 738
II. BELANJA/ EXPENDITURE	45 259 760	47 140 564
1. Belanja Pegawai <i>Personnel Expenditure</i>	24 657 004	26 037 793
2. Belanja Barang dan Jasa <i>Goods and Services Expenditure</i>	6 474 991	6 546 154
3. Belanja Modal <i>Capital Expenditure</i>	6 954 461	7 491 994
4. Belanja Subsidi <i>Subsidies Expenditure</i>	0	0
5. Belanja Hibah <i>Grants Expenditure</i>	1 514 920	439 413
6. Belanja Bantuan Sosial <i>Social Assistance Expenditure</i>	3 344 653	3 850 164
7. Belanja Bantuan Keuangan <i>Financial Assistance Expenditure</i>	1 067 651	1 455 633
8. Belanja Tak Terduga <i>Unpredicted Expenditure</i>	1 246 080	1 319 413

*) APB Desa

Tabel : 9.9 REALISASI PENDAPATAN DAN BELANJA PEMERINTAH DESA, KABUPATEN OGAN
Table KOMERING ULU SELATAN PROVINSI SUMATERA SELATAN (ribu rupiah), 2013-2014
ACTUAL REVENUE AND EXPENDITURE OF VILLAGE GOVERNMENT OF OGAN
KOMERING ULU SELATAN, SUMATERA SELATAN (thousand rupiahs), 2013-2014

Kabupaten / Regency : Ogan Komering Ulu Selatan

Rincian <i>Classification</i>	2013	2014*)
(1)	(2)	(3)
I. PENDAPATAN/ REVENUE	39 197 019	44 638 532
1. Pendapatan Asli Daerah <i>Original Local Government Revenue</i>	254 272	162 400
2. Bagi Hasil Pajak <i>Tax Share</i>	55 680	55 680
3. Bagi Hasil Retribusi <i>Retribution Share</i>	0	0
4. Alokasi Dana Desa <i>Village Allocation Fund</i>	4 540 800	4 540 800
5. Bantuan Keuangan <i>Financial Assistance</i>	30 414 526	39 879 652
6. Hibah <i>Grant</i>	1 611 741	0
7. Sumbangan dari Pihak Ketiga <i>Donation from Third Parties</i>	2 320 000	0
II. BELANJA/ EXPENDITURE	39 197 019	44 638 532
1. Belanja Pegawai <i>Personnel Expenditure</i>	18 383 016	21 604 320
2. Belanja Barang dan Jasa <i>Goods and Services Expenditure</i>	2 685 221	2 488 424
3. Belanja Modal <i>Capital Expenditure</i>	15 248 822	14 443 032
4. Belanja Subsidi <i>Subsidies Expenditure</i>	0	0
5. Belanja Hibah <i>Grants Expenditure</i>	0	0
6. Belanja Bantuan Sosial <i>Social Assistance Expenditure</i>	2 579 000	4 407 464
7. Belanja Bantuan Keuangan <i>Financial Assistance Expenditure</i>	0	784 160
8. Belanja Tak Terduga <i>Unpredicted Expenditure</i>	300 960	911 132

*) APB Desa

**REALISASI PENDAPATAN DAN BELANJA PEMERINTAH DESA, KABUPATEN OGAN
KOMERING ULU TIMUR PROVINSI SUMATERA SELATAN (ribu rupiah), 2013-2014
ACTUAL REVENUE AND EXPENDITURE OF VILLAGE GOVERNMENT OF OGAN
KOMERING ULU TIMUR, SUMATERA SELATAN (thousand rupiahs), 2013-2014**

Tabel : 9.10
Table

Kabupaten / *Regency* : Ogan Komering Ulu Timur

Rincian <i>Classification</i>	2013	2014*)
(1)	(2)	(3)
I. PENDAPATAN/ REVENUE	95 926 805	93 997 544
1. Pendapatan Asli Daerah <i>Original Local Government Revenue</i>	12 029 605	9 247 090
2. Bagi Hasil Pajak <i>Tax Share</i>	452 234	500 674
3. Bagi Hasil Retribusi <i>Retribution Share</i>	0	0
4. Alokasi Dana Desa <i>Village Allocation Fund</i>	15 544 406	16 982 757
5. Bantuan Keuangan <i>Financial Assistance</i>	66 840 996	67 041 108
6. Hibah <i>Grant</i>	1 011 971	206 878
7. Sumbangan dari Pihak Ketiga <i>Donation from Third Parties</i>	47 593	19 037
II. BELANJA/ EXPENDITURE	91 637 546	93 595 726
1. Belanja Pegawai <i>Personnel Expenditure</i>	21 484 093	24 696 727
2. Belanja Barang dan Jasa <i>Goods and Services Expenditure</i>	8 101 277	7 769 562
3. Belanja Modal <i>Capital Expenditure</i>	57 287 422	50 909 473
4. Belanja Subsidi <i>Subsidies Expenditure</i>	0	0
5. Belanja Hibah <i>Grants Expenditure</i>	0	1 188 819
6. Belanja Bantuan Sosial <i>Social Assistance Expenditure</i>	4 246 537	2 971 941
7. Belanja Bantuan Keuangan <i>Financial Assistance Expenditure</i>	0	5 271 765
8. Belanja Tak Terduga <i>Unpredicted Expenditure</i>	518 217	787 439

*) APB Desa

**REALISASI PENDAPATAN DAN BELANJA PEMERINTAH DESA, KABUPATEN OGAN
ILIR PROVINSI SUMATERA SELATAN (ribu rupiah), 2013-2014**
**ACTUAL REVENUE AND EXPENDITURE OF VILLAGE GOVERNMENT OF OGAN ILIR,
SUMATERA SELATAN (thousand rupiahs), 2013-2014**

Tabel : 9.11
Table

Kabupaten / Regency : Ogan Ilir

Rincian Classification	2013	2014*)
(1)	(2)	(3)
I. PENDAPATAN/ REVENUE	28 022 718	34 462 133
1. Pendapatan Asli Daerah <i>Original Local Government Revenue</i>	453 297	482 480
2. Bagi Hasil Pajak <i>Tax Share</i>	490 277	491 075
3. Bagi Hasil Retribusi <i>Retribution Share</i>	571 083	571 084
4. Alokasi Dana Desa <i>Village Allocation Fund</i>	7 043 853	10 021 354
5. Bantuan Keuangan <i>Financial Assistance</i>	19 444 466	22 874 682
6. Hibah <i>Grant</i>	0	0
7. Sumbangan dari Pihak Ketiga <i>Donation from Third Parties</i>	19 742	21 458
II. BELANJA/ EXPENDITURE	28 022 718	34 462 133
1. Belanja Pegawai <i>Personnel Expenditure</i>	16 248 330	18 345 054
2. Belanja Barang dan Jasa <i>Goods and Services Expenditure</i>	1 509 705	1 918 992
3. Belanja Modal <i>Capital Expenditure</i>	9 453 896	13 387 299
4. Belanja Subsidi <i>Subsidies Expenditure</i>	0	0
5. Belanja Hibah <i>Grants Expenditure</i>	0	0
6. Belanja Bantuan Sosial <i>Social Assistance Expenditure</i>	284 350	284 350
7. Belanja Bantuan Keuangan <i>Financial Assistance Expenditure</i>	121 733	121 734
8. Belanja Tak Terduga <i>Unpredicted Expenditure</i>	404 704	404 704

*) APB Desa

REALISASI PENDAPATAN DAN BELANJA PEMERINTAH DESA, KABUPATEN EMPAT

Tabel : 9.12 LAWANG PROVINSI SUMATERA SELATAN (ribu rupiah), 2013-2014
Table

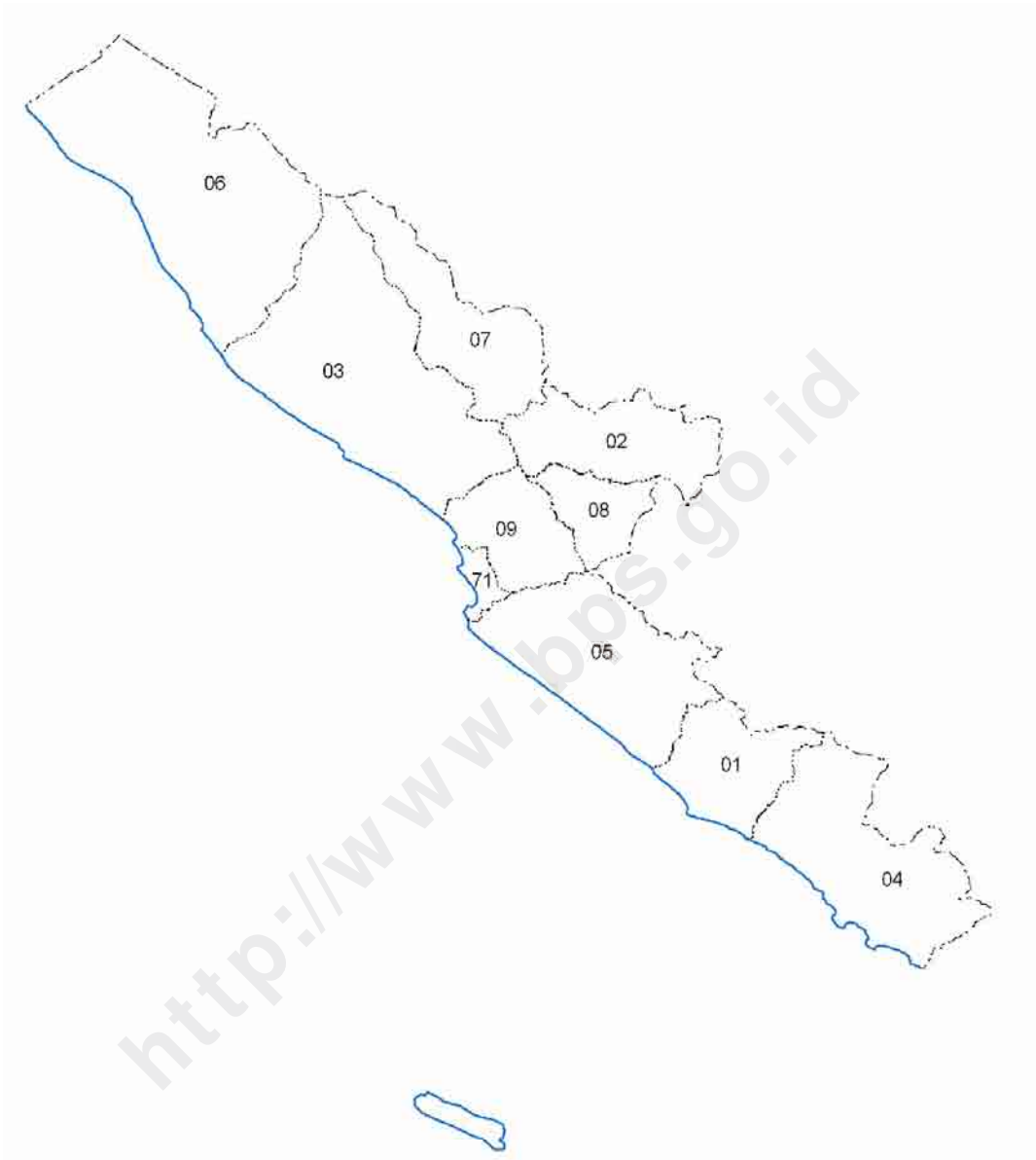
**ACTUAL REVENUE AND EXPENDITURE OF VILLAGE GOVERNMENT OF EMPAT
 LAWANG, SUMATERA SELATAN (thousand rupiahs), 2013-2014**

Kabupaten / Regency : Empat Lawang

Rincian <i>Classification</i>	2013	2014*)
(1)	(2)	(3)
I. PENDAPATAN/ REVENUE	23 002 674	23 731 245
1. Pendapatan Asli Daerah <i>Original Local Government Revenue</i>	12 531	12 531
2. Bagi Hasil Pajak <i>Tax Share</i>	0	0
3. Bagi Hasil Retribusi <i>Retribution Share</i>	0	0
4. Alokasi Dana Desa <i>Village Allocation Fund</i>	13 543 757	13 543 757
5. Bantuan Keuangan <i>Financial Assistance</i>	9 446 386	10 174 957
6. Hibah <i>Grant</i>	0	0
7. Sumbangan dari Pihak Ketiga <i>Donation from Third Parties</i>	0	0
II. BELANJA/ EXPENDITURE	23 205 946	23 985 516
1. Belanja Pegawai <i>Personnel Expenditure</i>	14 133 217	14 533 931
2. Belanja Barang dan Jasa <i>Goods and Services Expenditure</i>	3 905 890	3 955 068
3. Belanja Modal <i>Capital Expenditure</i>	4 308 999	4 638 677
4. Belanja Subsidi <i>Subsidies Expenditure</i>	0	0
5. Belanja Hibah <i>Grants Expenditure</i>	0	0
6. Belanja Bantuan Sosial <i>Social Assistance Expenditure</i>	843 269	843 269
7. Belanja Bantuan Keuangan <i>Financial Assistance Expenditure</i>	0	0
8. Belanja Tak Terduga <i>Unpredicted Expenditure</i>	14 571	14 571

*) APB Desa

Gambar **Peta Indeks Provinsi Bengkulu menurut Kabupaten/Kota**
 : **07**
Figure **Index Map of Bengkulu Province by Regency/Municipality**

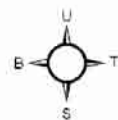



KODE	NAMA KABUPATEN/KOTA
01	BENGKULU SELATAN
02	REJANG LEBONG
03	BENGKULU UTARA
04	KAUR
05	SELUMA
06	MUKOMUKO
07	LEBONG
08	KEPAHIANG
09	BENGKULU TENGAH
71	BENGKULU

Legenda

- Batas Negara
- - - Batas Provinsi
- Batas Kabupaten
- Batas Kecamatan
- Batas Desa
- Garis Pantai / Batas Perairan

Sumber :
 Peta Digital Batas Wilayah dari Bakosurtanal, Tahun 2008
 (Diedit BPS Tahun 2010)



Tabel : 10
Table REALISASI PENDAPATAN DAN BELANJA PEMERINTAH DESA SELURUH PROVINSI
 BENGKULU (ribu rupiah), 2013-2014
 ACTUAL REVENUE AND EXPENDITURE OF VILLAGE GOVERNMENT THROUGHOUT
 BENGKULU PROVINCE (thousand rupiahs), 2013-2014

Kabupaten/Kota <i>Regency/Municipality</i>	2013		2014*)	
	Pendapatan <i>Revenue</i>	Belanja <i>Expenditure</i>	Pendapatan <i>Revenue</i>	Belanja <i>Expenditure</i>
(1)	(2)	(3)	(4)	(5)
01 Bengkulu Selatan	8 249 278	8 249 278	9 790 991	9 790 991
02 Rejang Lebong	34 853 082	34 725 733	32 173 984	32 051 172
03 Bengkulu Utara	16 009 029	15 102 999	16 270 374	15 364 344
04 Kaur	15 866 997	15 871 376	16 257 362	16 286 313
05 Seluma	30 809 143	30 582 121	38 570 038	38 570 038
06 Mukomuko	19 386 506	18 850 996	19 803 792	19 249 837
07 Lebong	15 194 493	14 087 423	16 466 125	15 359 305
08 Kepahiang	17 175 718	17 175 718	21 808 285	21 808 285
09 Bengkulu Tengah	10 714 808	10 703 909	10 614 554	10 614 554
BENGKULU	168 259 054	165 349 553	181 755 505	179 094 839

*) APB Desa

Tabel : 10.1 **REALISASI PENDAPATAN DAN BELANJA SELURUH PEMERINTAH DESA DI**
PROVINSI BENGKULU (ribu rupiah), 2013-2014
Table : **ACTUAL REVENUE AND EXPENDITURE OF VILLAGE GOVERNMENT THROUGHOUT**
BENGKULU PROVINCE (thousand rupiahs), 2013-2014

Rincian <i>Classification</i>	2013	2014*)
(1)	(2)	(3)
I. PENDAPATAN/REVENUE	168 259 054	181 755 505
1. Pendapatan Asli Daerah <i>Original Local Government Revenue</i>	7 404 126	6 618 810
2. Bagi Hasil Pajak <i>Tax Share</i>	517 007	436 296
3. Bagi Hasil Retribusi <i>Retribution Share</i>	0	0
4. Alokasi Dana Desa <i>Village Allocation Fund</i>	96 113 639	110 874 831
5. Bantuan Keuangan <i>Financial Assistance</i>	57 692 799	59 394 461
6. Hibah <i>Grant</i>	3 877 603	2 040 496
7. Sumbangan dari Pihak Ketiga <i>Donation from Third Parties</i>	2 653 880	2 390 611
II. BELANJA/EXPENDITURE	165 349 553	179 094 839
1. Belanja Pegawai <i>Personnel Expenditure</i>	92 410 562	97 485 060
2. Belanja Barang dan Jasa <i>Goods and Services Expenditure</i>	13 089 712	15 436 474
3. Belanja Modal <i>Capital Expenditure</i>	47 406 628	55 201 580
4. Belanja Subsidi <i>Subsidies Expenditure</i>	394 599	30 870
5. Belanja Hibah <i>Grants Expenditure</i>	4 130 551	3 800 983
6. Belanja Bantuan Sosial <i>Social Assistance Expenditure</i>	4 322 256	4 607 045
7. Belanja Bantuan Keuangan <i>Financial Assistance Expenditure</i>	2 369 545	1 336 770
8. Belanja Tak Terduga <i>Unpredicted Expenditure</i>	1 225 700	1 196 057

*) APB Desa

REALISASI PENDAPATAN DAN BELANJA PEMERINTAH DESA, KABUPATEN

Tabel : 10.2 BENGKULU SELATAN PROVINSI BENGKULU (ribu rupiah), 2013-2014

Table

ACTUAL REVENUE AND EXPENDITURE OF VILLAGE GOVERNMENT OF BENGKULU SELATAN, BENGKULU (thousand rupiahs), 2013-2014

Kabupaten / Regency : Bengkulu Selatan

Rincian <i>Classification</i>	2013	2014*)
(1)	(2)	(3)
I. PENDAPATAN/ REVENUE	8 249 278	9 790 991
1. Pendapatan Asli Daerah <i>Original Local Government Revenue</i>	199 167	90 707
2. Bagi Hasil Pajak <i>Tax Share</i>	17 474	20 711
3. Bagi Hasil Retribusi <i>Retribution Share</i>	0	0
4. Alokasi Dana Desa <i>Village Allocation Fund</i>	2 373 357	2 889 643
5. Bantuan Keuangan <i>Financial Assistance</i>	5 654 316	6 589 870
6. Hibah <i>Grant</i>	0	195 096
7. Sumbangan dari Pihak Ketiga <i>Donation from Third Parties</i>	4 964	4 964
II. BELANJA/ EXPENDITURE	8 249 278	9 790 991
1. Belanja Pegawai <i>Personnel Expenditure</i>	5 759 162	7 086 855
2. Belanja Barang dan Jasa <i>Goods and Services Expenditure</i>	497 153	546 878
3. Belanja Modal <i>Capital Expenditure</i>	1 674 897	1 770 442
4. Belanja Subsidi <i>Subsidies Expenditure</i>	2 790	2 790
5. Belanja Hibah <i>Grants Expenditure</i>	3 971	27 403
6. Belanja Bantuan Sosial <i>Social Assistance Expenditure</i>	238 965	280 808
7. Belanja Bantuan Keuangan <i>Financial Assistance Expenditure</i>	2 979	2 979
8. Belanja Tak Terduga <i>Unpredicted Expenditure</i>	69 361	72 836

*) APB Desa

REALISASI PENDAPATAN DAN BELANJA PEMERINTAH DESA, KABUPATEN

Tabel : 10.3 REJANG LEBONG PROVINSI BENGKULU (ribu rupiah), 2013-2014

Table

ACTUAL REVENUE AND EXPENDITURE OF VILLAGE GOVERNMENT OF REJANG LEBONG, BENGKULU (thousand rupiahs), 2013-2014

Kabupaten / Regency : Rejang Lebong

Rincian <i>Classification</i>	2013	2014*)
(1)	(2)	(3)
I. PENDAPATAN/ REVENUE	34 853 082	32 173 984
1. Pendapatan Asli Daerah <i>Original Local Government Revenue</i>	1 062 363	926 391
2. Bagi Hasil Pajak <i>Tax Share</i>	17 069	17 069
3. Bagi Hasil Retribusi <i>Retribution Share</i>	0	0
4. Alokasi Dana Desa <i>Village Allocation Fund</i>	6 461 009	6 461 010
5. Bantuan Keuangan <i>Financial Assistance</i>	27 267 256	24 769 514
6. Hibah <i>Grant</i>	45 385	0
7. Sumbangan dari Pihak Ketiga <i>Donation from Third Parties</i>	0	0
II. BELANJA/ EXPENDITURE	34 725 733	32 051 172
1. Belanja Pegawai <i>Personnel Expenditure</i>	18 363 874	17 779 530
2. Belanja Barang dan Jasa <i>Goods and Services Expenditure</i>	2 703 231	3 039 939
3. Belanja Modal <i>Capital Expenditure</i>	11 020 232	9 694 483
4. Belanja Subsidi <i>Subsidies Expenditure</i>	0	0
5. Belanja Hibah <i>Grants Expenditure</i>	45 385	0
6. Belanja Bantuan Sosial <i>Social Assistance Expenditure</i>	1 516 572	1 499 326
7. Belanja Bantuan Keuangan <i>Financial Assistance Expenditure</i>	1 031 327	19 250
8. Belanja Tak Terduga <i>Unpredicted Expenditure</i>	45 112	18 644

*) APB Desa

REALISASI PENDAPATAN DAN BELANJA PEMERINTAH DESA, KABUPATEN

Tabel : 10.4 BENGKULU UTARA PROVINSI BENGKULU (ribu rupiah), 2013-2014

Table

**ACTUAL REVENUE AND EXPENDITURE OF VILLAGE GOVERNMENT OF BENGKULU
UTARA, BENGKULU (thousand rupiahs), 2013-2014**

Kabupaten / Regency : Bengkulu Utara

Rincian <i>Classification</i>	2013	2014*)
(1)	(2)	(3)
I. PENDAPATAN/ REVENUE	16 009 029	16 270 374
1. Pendapatan Asli Daerah <i>Original Local Government Revenue</i>	1 661 600	1 661 600
2. Bagi Hasil Pajak <i>Tax Share</i>	461 441	397 166
3. Bagi Hasil Retribusi <i>Retribution Share</i>	0	0
4. Alokasi Dana Desa <i>Village Allocation Fund</i>	9 743 155	10 068 775
5. Bantuan Keuangan <i>Financial Assistance</i>	2 244 500	2 244 500
6. Hibah <i>Grant</i>	0	0
7. Sumbangan dari Pihak Ketiga <i>Donation from Third Parties</i>	1 898 333	1 898 333
II. BELANJA/ EXPENDITURE	15 102 999	15 364 344
1. Belanja Pegawai <i>Personnel Expenditure</i>	7 735 092	7 813 616
2. Belanja Barang dan Jasa <i>Goods and Services Expenditure</i>	1 495 318	1 579 448
3. Belanja Modal <i>Capital Expenditure</i>	2 801 742	2 769 671
4. Belanja Subsidi <i>Subsidies Expenditure</i>	28 080	28 080
5. Belanja Hibah <i>Grants Expenditure</i>	268 000	268 000
6. Belanja Bantuan Sosial <i>Social Assistance Expenditure</i>	1 257 125	1 405 977
7. Belanja Bantuan Keuangan <i>Financial Assistance Expenditure</i>	734 476	734 476
8. Belanja Tak Terduga <i>Unpredicted Expenditure</i>	783 166	765 076

*) APB Desa

REALISASI PENDAPATAN DAN BELANJA PEMERINTAH DESA, KABUPATEN KAUR

Tabel : 10.5 **PROVINSI BENGKULU (ribu rupiah), 2013-2014**

Table

**ACTUAL REVENUE AND EXPENDITURE OF VILLAGE GOVERNMENT OF KAUR,
BENGKULU (thousand rupiahs), 2013-2014**

Kabupaten / Regency : Kaur

Rincian <i>Classification</i>	2013	2014*)
(1)	(2)	(3)
I. PENDAPATAN/ REVENUE	15 866 997	16 257 362
1. Pendapatan Asli Daerah <i>Original Local Government Revenue</i>	4 000	4 000
2. Bagi Hasil Pajak <i>Tax Share</i>	600	600
3. Bagi Hasil Retribusi <i>Retribution Share</i>	0	0
4. Alokasi Dana Desa <i>Village Allocation Fund</i>	12 845 391	13 218 220
5. Bantuan Keuangan <i>Financial Assistance</i>	2 564 006	2 581 542
6. Hibah <i>Grant</i>	453 000	453 000
7. Sumbangan dari Pihak Ketiga <i>Donation from Third Parties</i>	0	0
II. BELANJA/ EXPENDITURE	15 871 376	16 286 313
1. Belanja Pegawai <i>Personnel Expenditure</i>	12 222 503	12 329 813
2. Belanja Barang dan Jasa <i>Goods and Services Expenditure</i>	1 057 512	1 093 843
3. Belanja Modal <i>Capital Expenditure</i>	2 468 839	2 718 472
4. Belanja Subsidi <i>Subsidies Expenditure</i>	0	0
5. Belanja Hibah <i>Grants Expenditure</i>	0	0
6. Belanja Bantuan Sosial <i>Social Assistance Expenditure</i>	48 149	60 873
7. Belanja Bantuan Keuangan <i>Financial Assistance Expenditure</i>	20 013	22 912
8. Belanja Tak Terduga <i>Unpredicted Expenditure</i>	54 360	60 400

*) APB Desa

REALISASI PENDAPATAN DAN BELANJA PEMERINTAH DESA, KABUPATEN

Tabel : 10.6 SELUMA PROVINSI BENGKULU (ribu rupiah), 2013-2014

Table

**ACTUAL REVENUE AND EXPENDITURE OF VILLAGE GOVERNMENT OF SELUMA,
BENGKULU (thousand rupiahs), 2013-2014**

Kabupaten / Regency : Seluma

Rincian <i>Classification</i>	2013	2014*)
(1)	(2)	(3)
I. PENDAPATAN/ REVENUE	30 809 143	38 570 038
1. Pendapatan Asli Daerah <i>Original Local Government Revenue</i>	1 534 571	1 621 843
2. Bagi Hasil Pajak <i>Tax Share</i>	0	0
3. Bagi Hasil Retribusi <i>Retribution Share</i>	0	0
4. Alokasi Dana Desa <i>Village Allocation Fund</i>	29 097 101	36 744 952
5. Bantuan Keuangan <i>Financial Assistance</i>	0	0
6. Hibah <i>Grant</i>	0	0
7. Sumbangan dari Pihak Ketiga <i>Donation from Third Parties</i>	177 471	203 243
II. BELANJA/ EXPENDITURE	30 582 121	38 570 038
1. Belanja Pegawai <i>Personnel Expenditure</i>	13 174 734	17 671 504
2. Belanja Barang dan Jasa <i>Goods and Services Expenditure</i>	1 872 379	4 202 629
3. Belanja Modal <i>Capital Expenditure</i>	15 141 993	16 666 619
4. Belanja Subsidi <i>Subsidies Expenditure</i>	363 729	0
5. Belanja Hibah <i>Grants Expenditure</i>	0	0
6. Belanja Bantuan Sosial <i>Social Assistance Expenditure</i>	29 286	29 286
7. Belanja Bantuan Keuangan <i>Financial Assistance Expenditure</i>	0	0
8. Belanja Tak Terduga <i>Unpredicted Expenditure</i>	0	0

*) APB Desa

REALISASI PENDAPATAN DAN BELANJA PEMERINTAH DESA, KABUPATEN

Tabel : 10.7 MUKOMUKO PROVINSI BENGKULU (ribu rupiah), 2013-2014

Table

**ACTUAL REVENUE AND EXPENDITURE OF VILLAGE GOVERNMENT OF
MUKOMUKO, BENGKULU (thousand rupiahs), 2013-2014**

Kabupaten / Regency : Mukomuko

Rincian <i>Classification</i>	2013	2014*)
(1)	(2)	(3)
I. PENDAPATAN/ REVENUE	19 386 506	19 803 792
1. Pendapatan Asli Daerah <i>Original Local Government Revenue</i>	1 557 678	1 975 964
2. Bagi Hasil Pajak <i>Tax Share</i>	0	0
3. Bagi Hasil Retribusi <i>Retribution Share</i>	0	0
4. Alokasi Dana Desa <i>Village Allocation Fund</i>	16 395 366	16 395 366
5. Bantuan Keuangan <i>Financial Assistance</i>	0	0
6. Hibah <i>Grant</i>	1 342 000	1 342 000
7. Sumbangan dari Pihak Ketiga <i>Donation from Third Parties</i>	91 462	90 462
II. BELANJA/ EXPENDITURE	18 850 996	19 249 837
1. Belanja Pegawai <i>Personnel Expenditure</i>	11 506 462	11 585 803
2. Belanja Barang dan Jasa <i>Goods and Services Expenditure</i>	2 107 488	2 037 003
3. Belanja Modal <i>Capital Expenditure</i>	1 067 918	1 434 021
4. Belanja Subsidi <i>Subsidies Expenditure</i>	0	0
5. Belanja Hibah <i>Grants Expenditure</i>	2 844 812	2 983 769
6. Belanja Bantuan Sosial <i>Social Assistance Expenditure</i>	552 988	440 373
7. Belanja Bantuan Keuangan <i>Financial Assistance Expenditure</i>	538 477	536 017
8. Belanja Tak Terduga <i>Unpredicted Expenditure</i>	232 851	232 851

*) APB Desa

REALISASI PENDAPATAN DAN BELANJA PEMERINTAH DESA, KABUPATEN

Tabel : 10.8 **LEBONG PROVINSI BENGKULU (ribu rupiah), 2013-2014**

Table

**ACTUAL REVENUE AND EXPENDITURE OF VILLAGE GOVERNMENT OF LEBONG,
BENGKULU (thousand rupiahs), 2013-2014**

Kabupaten / Regency : Leborg

Rincian <i>Classification</i>	2013	2014*)
(1)	(2)	(3)
I. PENDAPATAN/ REVENUE	15 194 493	16 466 125
1. Pendapatan Asli Daerah <i>Original Local Government Revenue</i>	94 577	40 577
2. Bagi Hasil Pajak <i>Tax Share</i>	7 410	750
3. Bagi Hasil Retribusi <i>Retribution Share</i>	0	0
4. Alokasi Dana Desa <i>Village Allocation Fund</i>	5 981 497	8 055 115
5. Bantuan Keuangan <i>Financial Assistance</i>	9 060 609	8 319 283
6. Hibah <i>Grant</i>	50 400	50 400
7. Sumbangan dari Pihak Ketiga <i>Donation from Third Parties</i>	0	0
II. BELANJA/ EXPENDITURE	14 087 423	15 359 305
1. Belanja Pegawai <i>Personnel Expenditure</i>	7 650 387	7 506 465
2. Belanja Barang dan Jasa <i>Goods and Services Expenditure</i>	847 306	931 520
3. Belanja Modal <i>Capital Expenditure</i>	4 438 012	5 828 426
4. Belanja Subsidi <i>Subsidies Expenditure</i>	0	0
5. Belanja Hibah <i>Grants Expenditure</i>	637 819	277 819
6. Belanja Bantuan Sosial <i>Social Assistance Expenditure</i>	473 049	768 825
7. Belanja Bantuan Keuangan <i>Financial Assistance Expenditure</i>	0	0
8. Belanja Tak Terduga <i>Unpredicted Expenditure</i>	40 850	46 250

*) APB Desa

REALISASI PENDAPATAN DAN BELANJA PEMERINTAH DESA, KABUPATEN

Tabel : 10.9 **KEPAHIANG PROVINSI BENGKULU (ribu rupiah), 2013-2014**

Table

**ACTUAL REVENUE AND EXPENDITURE OF VILLAGE GOVERNMENT OF
KEPAHIANG, BENGKULU (thousand rupiahs), 2013-2014**

Kabupaten / Regency : Kepahiang

Rincian <i>Classification</i>	2013	2014*)
(1)	(2)	(3)
I. PENDAPATAN/ REVENUE	17 175 718	21 808 285
1. Pendapatan Asli Daerah <i>Original Local Government Revenue</i>	1 011 382	110 332
2. Bagi Hasil Pajak <i>Tax Share</i>	2 113	0
3. Bagi Hasil Retribusi <i>Retribution Share</i>	0	0
4. Alokasi Dana Desa <i>Village Allocation Fund</i>	2 808 244	6 614 592
5. Bantuan Keuangan <i>Financial Assistance</i>	10 896 243	14 889 752
6. Hibah <i>Grant</i>	1 986 818	0
7. Sumbangan dari Pihak Ketiga <i>Donation from Third Parties</i>	470 918	193 609
II. BELANJA/ EXPENDITURE	17 175 718	21 808 285
1. Belanja Pegawai <i>Personnel Expenditure</i>	7 902 163	7 495 389
2. Belanja Barang dan Jasa <i>Goods and Services Expenditure</i>	731 745	177 318
3. Belanja Modal <i>Capital Expenditure</i>	8 288 174	14 114 442
4. Belanja Subsidi <i>Subsidies Expenditure</i>	0	0
5. Belanja Hibah <i>Grants Expenditure</i>	126 818	0
6. Belanja Bantuan Sosial <i>Social Assistance Expenditure</i>	84 545	0
7. Belanja Bantuan Keuangan <i>Financial Assistance Expenditure</i>	42 273	21 136
8. Belanja Tak Terduga <i>Unpredicted Expenditure</i>	0	0

*) APB Desa

REALISASI PENDAPATAN DAN BELANJA PEMERINTAH DESA, KABUPATEN

Tabel : 10.10 BENGKULU TENGAH PROVINSI BENGKULU (ribu rupiah), 2013-2014

Table

**ACTUAL REVENUE AND EXPENDITURE OF VILLAGE GOVERNMENT OF BENGKULU
TENGAH, BENGKULU (thousand rupiahs), 2013-2014**

Kabupaten / Regency : Bengkulu Tengah

Rincian <i>Classification</i>	2013	2014*)
(1)	(2)	(3)
I. PENDAPATAN/ REVENUE	10 714 808	10 614 554
1. Pendapatan Asli Daerah <i>Original Local Government Revenue</i>	278 788	187 396
2. Bagi Hasil Pajak <i>Tax Share</i>	10 900	0
3. Bagi Hasil Retribusi <i>Retribution Share</i>	0	0
4. Alokasi Dana Desa <i>Village Allocation Fund</i>	10 408 519	10 427 158
5. Bantuan Keuangan <i>Financial Assistance</i>	5 869	0
6. Hibah <i>Grant</i>	0	0
7. Sumbangan dari Pihak Ketiga <i>Donation from Third Parties</i>	10 732	0
II. BELANJA/ EXPENDITURE	10 703 909	10 614 554
1. Belanja Pegawai <i>Personnel Expenditure</i>	8 096 185	8 216 085
2. Belanja Barang dan Jasa <i>Goods and Services Expenditure</i>	1 777 580	1 827 896
3. Belanja Modal <i>Capital Expenditure</i>	504 821	205 004
4. Belanja Subsidi <i>Subsidies Expenditure</i>	0	0
5. Belanja Hibah <i>Grants Expenditure</i>	203 746	243 992
6. Belanja Bantuan Sosial <i>Social Assistance Expenditure</i>	121 577	121 577
7. Belanja Bantuan Keuangan <i>Financial Assistance Expenditure</i>	0	0
8. Belanja Tak Terduga <i>Unpredicted Expenditure</i>	0	0

*) APB Desa

Gambar **Peta Indeks Provinsi Lampung menurut Kabupaten/Kota**
 : 08
Figure *Index Map of Lampung Province by Regency/Municipality*

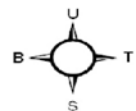



KODE	NAMA KABUPATEN/KOTA
01	LAMPUNG BARAT
02	TANGGAMUS
03	LAMPUNG SELATAN
04	LAMPUNG TIMUR
05	LAMPUNG TENGAH
06	LAMPUNG UTARA
07	WAY KANAN
08	TU LANG BAWANG
09	PESAWARAN
10	PRINGSEWU
11	MESUJI
12	TU LANG BAWANG BARAT
13	PESISIR BARAT
71	BANDAR LAMPUNG
72	METRO

Legenda

- — — — — Batas Negara
- Batas Provinsi
- Batas Kabupaten
- Batas Kecamatan
- Batas Desa
- Garis Pantai / Batas Perairan

Sumber :
 Peta Digital Batas Wilayah dari Bakosurtanal, Tahun 2008
 (Diedit BPS Tahun 2010)



Tabel : 11
Table REALISASI PENDAPATAN DAN BELANJA PEMERINTAH DESA SELURUH PROVINSI
LAMPUNG (ribu rupiah), 2013-2014
ACTUAL REVENUE AND EXPENDITURE OF VILLAGE GOVERNMENT THROUGHOUT
LAMPUNG PROVINCE (thousand rupiahs), 2013-2014

Kabupaten/Kota <i>Regency/Municipality</i>	2013		2014*)	
	Pendapatan <i>Revenue</i>	Belanja <i>Expenditure</i>	Pendapatan <i>Revenue</i>	Belanja <i>Expenditure</i>
(1)	(2)	(3)	(4)	(5)
01 Lampung Barat	18 740 392	20 462 487	19 732 759	21 463 518
02 Tanggamus	22 451 134	22 107 287	23 086 056	22 912 612
03 Lampung Selatan	23 964 546	23 724 395	23 641 713	24 737 655
04 Lampung Timur	124 708 885	121 695 386	132 233 440	128 636 883
05 Lampung Tengah	94 633 423	93 339 823	108 004 998	106 711 398
06 Lampung Utara	28 455 888	17 800 531	31 713 318	28 634 090
07 Way Kanan	28 375 552	28 375 552	28 046 527	28 046 527
08 Tulangbawang	27 450 541	26 091 651	26 935 701	26 571 820
09 Pesawaran	20 652 830	20 652 830	19 835 991	19 835 991
10 Pringsewu	12 316 278	12 316 278	13 715 637	13 715 637
11 Mesuji	41 425 305	41 425 305	58 812 819	58 812 819
12 Tulang Bawang Barat	23 193 915	23 165 442	22 978 590	22 951 790
LAMPUNG	466 368 689	451 156 967	508 737 549	503 030 740

*) APB Desa

Tabel : 11.1 REALISASI PENDAPATAN DAN BELANJA SELURUH PEMERINTAH DESA DI PROVINSI LAMPUNG (ribu rupiah), 2013-2014
Table ACTUAL REVENUE AND EXPENDITURE OF VILLAGE GOVERNMENT THROUGHOUT LAMPUNG PROVINCE (thousand rupiahs), 2013-2014

Rincian <i>Classification</i>	2013	2014*)
(1)	(2)	(3)
I. PENDAPATAN/REVENUE	466 368 689	508 737 549
1. Pendapatan Asli Daerah <i>Original Local Government Revenue</i>	124 702 207	125 962 879
2. Bagi Hasil Pajak <i>Tax Share</i>	9 834 728	6 850 370
3. Bagi Hasil Retribusi <i>Retribution Share</i>	95 992	95 992
4. Alokasi Dana Desa <i>Village Allocation Fund</i>	105 355 826	113 767 038
5. Bantuan Keuangan <i>Financial Assistance</i>	198 653 898	226 066 540
6. Hibah <i>Grant</i>	19 478 315	25 105 789
7. Sumbangan dari Pihak Ketiga <i>Donation from Third Parties</i>	8 247 723	10 888 941
II. BELANJA/EXPENDITURE	451 156 967	503 030 740
1. Belanja Pegawai <i>Personnel Expenditure</i>	152 501 450	167 247 672
2. Belanja Barang dan Jasa <i>Goods and Services Expenditure</i>	59 639 997	63 564 628
3. Belanja Modal <i>Capital Expenditure</i>	200 464 644	227 261 492
4. Belanja Subsidi <i>Subsidies Expenditure</i>	1 565 838	1 482 804
5. Belanja Hibah <i>Grants Expenditure</i>	6 508 736	15 268 553
6. Belanja Bantuan Sosial <i>Social Assistance Expenditure</i>	9 711 792	10 877 715
7. Belanja Bantuan Keuangan <i>Financial Assistance Expenditure</i>	13 475 328	9 568 744
8. Belanja Tak Terduga <i>Unpredicted Expenditure</i>	7 289 182	7 759 132

*) APB Desa

REALISASI PENDAPATAN DAN BELANJA PEMERINTAH DESA, KABUPATEN

Tabel : 11.2 LAMPUNG BARAT PROVINSI LAMPUNG (ribu rupiah), 2013-2014

Table

ACTUAL REVENUE AND EXPENDITURE OF VILLAGE GOVERNMENT OF LAMPUNG BARAT, LAMPUNG (thousand rupiahs), 2013-2014

Kabupaten / Regency : Lampung Barat

Rincian <i>Classification</i>	2013	2014*)
(1)	(2)	(3)
I. PENDAPATAN/ REVENUE	18 740 392	19 732 759
1. Pendapatan Asli Daerah <i>Original Local Government Revenue</i>	285 386	340 208
2. Bagi Hasil Pajak <i>Tax Share</i>	278 881	238 239
3. Bagi Hasil Retribusi <i>Retribution Share</i>	95 992	95 992
4. Alokasi Dana Desa <i>Village Allocation Fund</i>	12 406 427	13 420 319
5. Bantuan Keuangan <i>Financial Assistance</i>	5 673 706	5 638 001
6. Hibah <i>Grant</i>	0	0
7. Sumbangan dari Pihak Ketiga <i>Donation from Third Parties</i>	0	0
II. BELANJA/ EXPENDITURE	20 462 487	21 463 518
1. Belanja Pegawai <i>Personnel Expenditure</i>	10 384 433	10 766 333
2. Belanja Barang dan Jasa <i>Goods and Services Expenditure</i>	2 828 300	3 526 198
3. Belanja Modal <i>Capital Expenditure</i>	5 749 361	5 937 910
4. Belanja Subsidi <i>Subsidies Expenditure</i>	0	0
5. Belanja Hibah <i>Grants Expenditure</i>	15 237	15 237
6. Belanja Bantuan Sosial <i>Social Assistance Expenditure</i>	205 901	238 203
7. Belanja Bantuan Keuangan <i>Financial Assistance Expenditure</i>	567 877	551 868
8. Belanja Tak Terduga <i>Unpredicted Expenditure</i>	711 378	427 769

*) APB Desa

REALISASI PENDAPATAN DAN BELANJA PEMERINTAH DESA, KABUPATEN

Tabel : 11.3 TANGGAMUS PROVINSI LAMPUNG (ribu rupiah), 2013-2014

Table

**ACTUAL REVENUE AND EXPENDITURE OF VILLAGE GOVERNMENT OF
TANGGAMUS, LAMPUNG (thousand rupiahs), 2013-2014**

Kabupaten / Regency : Tanggamus

Rincian <i>Classification</i>	2013	2014*)
(1)	(2)	(3)
I. PENDAPATAN/ REVENUE	22 451 134	23 086 056
1. Pendapatan Asli Daerah <i>Original Local Government Revenue</i>	2 935 483	2 676 601
2. Bagi Hasil Pajak <i>Tax Share</i>	10 359	7 300
3. Bagi Hasil Retribusi <i>Retribution Share</i>	0	0
4. Alokasi Dana Desa <i>Village Allocation Fund</i>	8 413 268	8 753 651
5. Bantuan Keuangan <i>Financial Assistance</i>	10 010 768	10 349 692
6. Hibah <i>Grant</i>	1 051 693	1 269 249
7. Sumbangan dari Pihak Ketiga <i>Donation from Third Parties</i>	29 563	29 563
II. BELANJA/ EXPENDITURE	22 107 287	22 912 612
1. Belanja Pegawai <i>Personnel Expenditure</i>	10 035 691	11 191 834
2. Belanja Barang dan Jasa <i>Goods and Services Expenditure</i>	2 544 077	2 241 850
3. Belanja Modal <i>Capital Expenditure</i>	7 183 120	7 134 529
4. Belanja Subsidi <i>Subsidies Expenditure</i>	0	0
5. Belanja Hibah <i>Grants Expenditure</i>	0	0
6. Belanja Bantuan Sosial <i>Social Assistance Expenditure</i>	2 008 685	2 008 685
7. Belanja Bantuan Keuangan <i>Financial Assistance Expenditure</i>	0	0
8. Belanja Tak Terduga <i>Unpredicted Expenditure</i>	335 714	335 714

*) APB Desa

REALISASI PENDAPATAN DAN BELANJA PEMERINTAH DESA, KABUPATEN

Tabel : 11.4 LAMPUNG SELATAN PROVINSI LAMPUNG (ribu rupiah), 2013-2014

Table

ACTUAL REVENUE AND EXPENDITURE OF VILLAGE GOVERNMENT OF LAMPUNG SELATAN, LAMPUNG (thousand rupiahs), 2013-2014

Kabupaten / Regency : Lampung Selatan

Rincian <i>Classification</i>	2013	2014*)
(1)	(2)	(3)
I. PENDAPATAN/ REVENUE	23 964 546	23 641 713
1. Pendapatan Asli Daerah <i>Original Local Government Revenue</i>	4 924 002	4 951 669
2. Bagi Hasil Pajak <i>Tax Share</i>	376 956	376 956
3. Bagi Hasil Retribusi <i>Retribution Share</i>	0	0
4. Alokasi Dana Desa <i>Village Allocation Fund</i>	10 120 656	10 555 851
5. Bantuan Keuangan <i>Financial Assistance</i>	7 079 177	6 526 815
6. Hibah <i>Grant</i>	233 333	0
7. Sumbangan dari Pihak Ketiga <i>Donation from Third Parties</i>	1 230 422	1 230 422
II. BELANJA/ EXPENDITURE	23 724 395	24 737 655
1. Belanja Pegawai <i>Personnel Expenditure</i>	12 703 635	13 039 755
2. Belanja Barang dan Jasa <i>Goods and Services Expenditure</i>	4 910 905	4 709 223
3. Belanja Modal <i>Capital Expenditure</i>	3 702 067	4 013 098
4. Belanja Subsidi <i>Subsidies Expenditure</i>	0	0
5. Belanja Hibah <i>Grants Expenditure</i>	340 142	348 542
6. Belanja Bantuan Sosial <i>Social Assistance Expenditure</i>	985 334	985 334
7. Belanja Bantuan Keuangan <i>Financial Assistance Expenditure</i>	809 595	1 368 986
8. Belanja Tak Terduga <i>Unpredicted Expenditure</i>	272 717	272 717

*) APB Desa

REALISASI PENDAPATAN DAN BELANJA PEMERINTAH DESA, KABUPATEN

Tabel : 11.5 LAMPUNG TIMUR PROVINSI LAMPUNG (ribu rupiah), 2013-2014

Table

**ACTUAL REVENUE AND EXPENDITURE OF VILLAGE GOVERNMENT OF LAMPUNG
TIMUR, LAMPUNG (thousand rupiahs), 2013-2014**

Kabupaten / Regency : Lampung Timur

Rincian <i>Classification</i>	2013	2014*)
(1)	(2)	(3)
I. PENDAPATAN/ REVENUE	124 708 885	132 233 440
1. Pendapatan Asli Daerah <i>Original Local Government Revenue</i>	38 848 045	35 753 539
2. Bagi Hasil Pajak <i>Tax Share</i>	8 026 635	5 204 043
3. Bagi Hasil Retribusi <i>Retribution Share</i>	0	0
4. Alokasi Dana Desa <i>Village Allocation Fund</i>	31 698 929	32 164 171
5. Bantuan Keuangan <i>Financial Assistance</i>	43 541 146	54 228 191
6. Hibah <i>Grant</i>	1 981 630	4 223 061
7. Sumbangan dari Pihak Ketiga <i>Donation from Third Parties</i>	612 500	660 435
II. BELANJA/ EXPENDITURE	121 695 386	128 636 883
1. Belanja Pegawai <i>Personnel Expenditure</i>	39 759 813	45 591 773
2. Belanja Barang dan Jasa <i>Goods and Services Expenditure</i>	20 234 611	23 900 444
3. Belanja Modal <i>Capital Expenditure</i>	49 772 554	46 614 488
4. Belanja Subsidi <i>Subsidies Expenditure</i>	1 342 174	1 342 174
5. Belanja Hibah <i>Grants Expenditure</i>	558 500	884 613
6. Belanja Bantuan Sosial <i>Social Assistance Expenditure</i>	3 703 548	3 974 521
7. Belanja Bantuan Keuangan <i>Financial Assistance Expenditure</i>	3 252 876	2 457 787
8. Belanja Tak Terduga <i>Unpredicted Expenditure</i>	3 071 310	3 871 083

*) APB Desa

REALISASI PENDAPATAN DAN BELANJA PEMERINTAH DESA, KABUPATEN

Tabel : 11.6 LAMPUNG TENGAH PROVINSI LAMPUNG (ribu rupiah), 2013-2014

Table

**ACTUAL REVENUE AND EXPENDITURE OF VILLAGE GOVERNMENT OF LAMPUNG
TENGAH, LAMPUNG (thousand rupiahs), 2013-2014**

Kabupaten / Regency : Lampung Tengah

Rincian <i>Classification</i>	2013	2014*)
(1)	(2)	(3)
I. PENDAPATAN/ REVENUE	94 633 423	108 004 998
1. Pendapatan Asli Daerah <i>Original Local Government Revenue</i>	48 726 210	49 878 396
2. Bagi Hasil Pajak <i>Tax Share</i>	703 944	553 206
3. Bagi Hasil Retribusi <i>Retribution Share</i>	0	0
4. Alokasi Dana Desa <i>Village Allocation Fund</i>	9 108 744	11 118 748
5. Bantuan Keuangan <i>Financial Assistance</i>	34 096 325	42 703 648
6. Hibah <i>Grant</i>	700 000	2 100 000
7. Sumbangan dari Pihak Ketiga <i>Donation from Third Parties</i>	1 298 200	1 651 000
II. BELANJA/ EXPENDITURE	93 339 823	106 711 398
1. Belanja Pegawai <i>Personnel Expenditure</i>	19 659 164	20 942 880
2. Belanja Barang dan Jasa <i>Goods and Services Expenditure</i>	12 589 675	11 444 041
3. Belanja Modal <i>Capital Expenditure</i>	50 945 750	65 627 311
4. Belanja Subsidi <i>Subsidies Expenditure</i>	223 664	140 630
5. Belanja Hibah <i>Grants Expenditure</i>	3 579 268	5 273 940
6. Belanja Bantuan Sosial <i>Social Assistance Expenditure</i>	1 362 900	1 601 600
7. Belanja Bantuan Keuangan <i>Financial Assistance Expenditure</i>	3 717 280	222 698
8. Belanja Tak Terduga <i>Unpredicted Expenditure</i>	1 262 122	1 458 298

*) APB Desa

REALISASI PENDAPATAN DAN BELANJA PEMERINTAH DESA, KABUPATEN

Tabel : 11.7 LAMPUNG UTARA PROVINSI LAMPUNG (ribu rupiah), 2013-2014

Table

**ACTUAL REVENUE AND EXPENDITURE OF VILLAGE GOVERNMENT OF LAMPUNG
UTARA, LAMPUNG (thousand rupiahs), 2013-2014**

Kabupaten / Regency : Lampung Utara

Rincian <i>Classification</i>	2013	2014*)
(1)	(2)	(3)
I. PENDAPATAN/ REVENUE	28 455 888	31 713 318
1. Pendapatan Asli Daerah <i>Original Local Government Revenue</i>	7 020 291	6 996 152
2. Bagi Hasil Pajak <i>Tax Share</i>	51 916	52 050
3. Bagi Hasil Retribusi <i>Retribution Share</i>	0	0
4. Alokasi Dana Desa <i>Village Allocation Fund</i>	5 647 600	8 029 200
5. Bantuan Keuangan <i>Financial Assistance</i>	5 985 831	5 985 831
6. Hibah <i>Grant</i>	9 634 165	10 534 000
7. Sumbangan dari Pihak Ketiga <i>Donation from Third Parties</i>	116 085	116 085
II. BELANJA/ EXPENDITURE	17 800 531	28 634 090
1. Belanja Pegawai <i>Personnel Expenditure</i>	5 469 845	8 675 845
2. Belanja Barang dan Jasa <i>Goods and Services Expenditure</i>	1 680 160	1 951 700
3. Belanja Modal <i>Capital Expenditure</i>	8 504 002	10 135 021
4. Belanja Subsidi <i>Subsidies Expenditure</i>	0	0
5. Belanja Hibah <i>Grants Expenditure</i>	0	5 725 000
6. Belanja Bantuan Sosial <i>Social Assistance Expenditure</i>	220 244	220 244
7. Belanja Bantuan Keuangan <i>Financial Assistance Expenditure</i>	1 611 486	1 611 486
8. Belanja Tak Terduga <i>Unpredicted Expenditure</i>	314 794	314 794

*) APB Desa

REALISASI PENDAPATAN DAN BELANJA PEMERINTAH DESA, KABUPATEN WAY

Tabel : 11.8 KANAN PROVINSI LAMPUNG (ribu rupiah), 2013-2014

Table

**ACTUAL REVENUE AND EXPENDITURE OF VILLAGE GOVERNMENT OF WAY
KANAN, LAMPUNG (thousand rupiahs), 2013-2014**

Kabupaten / Regency : Way Kanan

Rincian <i>Classification</i>	2013	2014*)
(1)	(2)	(3)
I. PENDAPATAN/ REVENUE	28 375 552	28 046 527
1. Pendapatan Asli Daerah <i>Original Local Government Revenue</i>	3 014 887	2 871 788
2. Bagi Hasil Pajak <i>Tax Share</i>	81 656	81 656
3. Bagi Hasil Retribusi <i>Retribution Share</i>	0	0
4. Alokasi Dana Desa <i>Village Allocation Fund</i>	10 633 347	10 633 346
5. Bantuan Keuangan <i>Financial Assistance</i>	14 082 862	14 082 862
6. Hibah <i>Grant</i>	562 800	376 875
7. Sumbangan dari Pihak Ketiga <i>Donation from Third Parties</i>	0	0
II. BELANJA/ EXPENDITURE	28 375 552	28 046 527
1. Belanja Pegawai <i>Personnel Expenditure</i>	10 017 334	9 747 240
2. Belanja Barang dan Jasa <i>Goods and Services Expenditure</i>	2 992 311	2 597 103
3. Belanja Modal <i>Capital Expenditure</i>	14 687 532	15 023 809
4. Belanja Subsidi <i>Subsidies Expenditure</i>	0	0
5. Belanja Hibah <i>Grants Expenditure</i>	678 375	678 375
6. Belanja Bantuan Sosial <i>Social Assistance Expenditure</i>	0	0
7. Belanja Bantuan Keuangan <i>Financial Assistance Expenditure</i>	0	0
8. Belanja Tak Terduga <i>Unpredicted Expenditure</i>	0	0

*) APB Desa

REALISASI PENDAPATAN DAN BELANJA PEMERINTAH DESA, KABUPATEN

Tabel : 11.9 TULANGBAWANG PROVINSI LAMPUNG (ribu rupiah), 2013-2014

Table

**ACTUAL REVENUE AND EXPENDITURE OF VILLAGE GOVERNMENT OF
TULANGBAWANG, LAMPUNG (thousand rupiahs), 2013-2014**

Kabupaten / Regency : Tulangbawang

Rincian <i>Classification</i>	2013	2014*)
(1)	(2)	(3)
I. PENDAPATAN/ REVENUE	27 450 541	26 935 701
1. Pendapatan Asli Daerah <i>Original Local Government Revenue</i>	5 499 347	4 934 023
2. Bagi Hasil Pajak <i>Tax Share</i>	123 575	127 061
3. Bagi Hasil Retribusi <i>Retribution Share</i>	0	0
4. Alokasi Dana Desa <i>Village Allocation Fund</i>	3 063 818	3 063 818
5. Bantuan Keuangan <i>Financial Assistance</i>	16 339 455	16 362 527
6. Hibah <i>Grant</i>	2 008 182	2 029 545
7. Sumbangan dari Pihak Ketiga <i>Donation from Third Parties</i>	416 164	418 727
II. BELANJA/ EXPENDITURE	26 091 651	26 571 820
1. Belanja Pegawai <i>Personnel Expenditure</i>	11 339 118	11 419 872
2. Belanja Barang dan Jasa <i>Goods and Services Expenditure</i>	2 111 715	2 708 521
3. Belanja Modal <i>Capital Expenditure</i>	11 684 531	11 579 430
4. Belanja Subsidi <i>Subsidies Expenditure</i>	0	0
5. Belanja Hibah <i>Grants Expenditure</i>	155 314	155 314
6. Belanja Bantuan Sosial <i>Social Assistance Expenditure</i>	121 610	147 247
7. Belanja Bantuan Keuangan <i>Financial Assistance Expenditure</i>	119 636	119 636
8. Belanja Tak Terduga <i>Unpredicted Expenditure</i>	559 727	441 800

*) APB Desa

REALISASI PENDAPATAN DAN BELANJA PEMERINTAH DESA, KABUPATEN

Tabel : 11.10 PESAWARAN PROVINSI LAMPUNG (ribu rupiah), 2013-2014

Table

**ACTUAL REVENUE AND EXPENDITURE OF VILLAGE GOVERNMENT OF
PESAWARAN, LAMPUNG (thousand rupiahs), 2013-2014**

Kabupaten / Regency : Pesawaran

Rincian <i>Classification</i>	2013	2014*)
(1)	(2)	(3)
I. PENDAPATAN/ REVENUE	20 652 830	19 835 991
1. Pendapatan Asli Daerah <i>Original Local Government Revenue</i>	3 041 221	2 969 597
2. Bagi Hasil Pajak <i>Tax Share</i>	42 164	45 922
3. Bagi Hasil Retribusi <i>Retribution Share</i>	0	0
4. Alokasi Dana Desa <i>Village Allocation Fund</i>	5 192 778	4 984 699
5. Bantuan Keuangan <i>Financial Assistance</i>	12 299 055	11 762 934
6. Hibah <i>Grant</i>	7 056	6 622
7. Sumbangan dari Pihak Ketiga <i>Donation from Third Parties</i>	70 556	66 217
II. BELANJA/ EXPENDITURE	20 652 830	19 835 991
1. Belanja Pegawai <i>Personnel Expenditure</i>	13 963 981	13 439 118
2. Belanja Barang dan Jasa <i>Goods and Services Expenditure</i>	2 491 701	2 429 998
3. Belanja Modal <i>Capital Expenditure</i>	3 957 259	3 741 739
4. Belanja Subsidi <i>Subsidies Expenditure</i>	0	0
5. Belanja Hibah <i>Grants Expenditure</i>	0	0
6. Belanja Bantuan Sosial <i>Social Assistance Expenditure</i>	239 889	225 136
7. Belanja Bantuan Keuangan <i>Financial Assistance Expenditure</i>	0	0
8. Belanja Tak Terduga <i>Unpredicted Expenditure</i>	0	0

*) APB Desa

REALISASI PENDAPATAN DAN BELANJA PEMERINTAH DESA, KABUPATEN

Tabel : 11.11 PRINGSEWU PROVINSI LAMPUNG (ribu rupiah), 2013-2014

Table

**ACTUAL REVENUE AND EXPENDITURE OF VILLAGE GOVERNMENT OF
PRINGSEWU, LAMPUNG (thousand rupiahs), 2013-2014**

Kabupaten / Regency : Pringsewu

Rincian <i>Classification</i>	2013	2014*)
(1)	(2)	(3)
I. PENDAPATAN/ REVENUE	12 316 278	13 715 637
1. Pendapatan Asli Daerah <i>Original Local Government Revenue</i>	3 305 335	3 550 169
2. Bagi Hasil Pajak <i>Tax Share</i>	21 048	20 908
3. Bagi Hasil Retribusi <i>Retribution Share</i>	0	0
4. Alokasi Dana Desa <i>Village Allocation Fund</i>	3 219 788	3 297 399
5. Bantuan Keuangan <i>Financial Assistance</i>	5 590 513	5 570 345
6. Hibah <i>Grant</i>	175 556	1 272 778
7. Sumbangan dari Pihak Ketiga <i>Donation from Third Parties</i>	4 038	4 038
II. BELANJA/ EXPENDITURE	12 316 278	13 715 637
1. Belanja Pegawai <i>Personnel Expenditure</i>	5 628 999	5 621 766
2. Belanja Barang dan Jasa <i>Goods and Services Expenditure</i>	3 648 366	3 650 422
3. Belanja Modal <i>Capital Expenditure</i>	1 532 057	2 935 785
4. Belanja Subsidi <i>Subsidies Expenditure</i>	0	0
5. Belanja Hibah <i>Grants Expenditure</i>	58 811	58 811
6. Belanja Bantuan Sosial <i>Social Assistance Expenditure</i>	0	0
7. Belanja Bantuan Keuangan <i>Financial Assistance Expenditure</i>	1 401 365	1 399 539
8. Belanja Tak Terduga <i>Unpredicted Expenditure</i>	46 680	49 314

*) APB Desa

REALISASI PENDAPATAN DAN BELANJA PEMERINTAH DESA, KABUPATEN

Tabel : 11.12 MESUJI PROVINSI LAMPUNG (ribu rupiah), 2013-2014

Table

**ACTUAL REVENUE AND EXPENDITURE OF VILLAGE GOVERNMENT OF MESUJI,
LAMPUNG (thousand rupiahs), 2013-2014**

Kabupaten / Regency : Mesuji

Rincian <i>Classification</i>	2013	2014*)
(1)	(2)	(3)
I. PENDAPATAN/ REVENUE	41 425 305	58 812 819
1. Pendapatan Asli Daerah <i>Original Local Government Revenue</i>	3 728 917	5 283 444
2. Bagi Hasil Pajak <i>Tax Share</i>	40 572	57 542
3. Bagi Hasil Retribusi <i>Retribution Share</i>	0	0
4. Alokasi Dana Desa <i>Village Allocation Fund</i>	3 823 971	5 425 709
5. Bantuan Keuangan <i>Financial Assistance</i>	29 301 150	41 600 676
6. Hibah <i>Grant</i>	330 000	469 759
7. Sumbangan dari Pihak Ketiga <i>Donation from Third Parties</i>	4 200 695	5 975 689
II. BELANJA/ EXPENDITURE	41 425 305	58 812 819
1. Belanja Pegawai <i>Personnel Expenditure</i>	8 251 744	11 706 682
2. Belanja Barang dan Jasa <i>Goods and Services Expenditure</i>	1 846 282	2 610 078
3. Belanja Modal <i>Capital Expenditure</i>	29 841 543	42 392 604
4. Belanja Subsidi <i>Subsidies Expenditure</i>	0	0
5. Belanja Hibah <i>Grants Expenditure</i>	490 274	690 812
6. Belanja Bantuan Sosial <i>Social Assistance Expenditure</i>	224 847	316 798
7. Belanja Bantuan Keuangan <i>Financial Assistance Expenditure</i>	580 140	825 836
8. Belanja Tak Terduga <i>Unpredicted Expenditure</i>	190 475	270 009

*) APB Desa

REALISASI PENDAPATAN DAN BELANJA PEMERINTAH DESA, KABUPATEN

Tabel : 11.13 TULANG BAWANG BARAT PROVINSI LAMPUNG (ribu rupiah), 2013-2014

Table

ACTUAL REVENUE AND EXPENDITURE OF VILLAGE GOVERNMENT OF TULANG BAWANG BARAT, LAMPUNG (thousand rupiahs), 2013-2014

Kabupaten / Regency : Tulang Bawang Barat

Rincian <i>Classification</i>	2013	2014*)
(1)	(2)	(3)
I. PENDAPATAN/ REVENUE	23 193 915	22 978 590
1. Pendapatan Asli Daerah <i>Original Local Government Revenue</i>	3 373 083	5 757 293
2. Bagi Hasil Pajak <i>Tax Share</i>	77 022	85 487
3. Bagi Hasil Retribusi <i>Retribution Share</i>	0	0
4. Alokasi Dana Desa <i>Village Allocation Fund</i>	2 026 500	2 320 127
5. Bantuan Keuangan <i>Financial Assistance</i>	14 653 910	11 255 018
6. Hibah <i>Grant</i>	2 793 900	2 823 900
7. Sumbangan dari Pihak Ketiga <i>Donation from Third Parties</i>	269 500	736 765
II. BELANJA/ EXPENDITURE	23 165 442	22 951 790
1. Belanja Pegawai <i>Personnel Expenditure</i>	5 287 693	5 104 574
2. Belanja Barang dan Jasa <i>Goods and Services Expenditure</i>	1 761 894	1 795 050
3. Belanja Modal <i>Capital Expenditure</i>	12 904 868	12 125 768
4. Belanja Subsidi <i>Subsidies Expenditure</i>	0	0
5. Belanja Hibah <i>Grants Expenditure</i>	632 815	1 437 909
6. Belanja Bantuan Sosial <i>Social Assistance Expenditure</i>	638 834	1 159 947
7. Belanja Bantuan Keuangan <i>Financial Assistance Expenditure</i>	1 415 073	1 010 908
8. Belanja Tak Terduga <i>Unpredicted Expenditure</i>	524 265	317 634

*) APB Desa

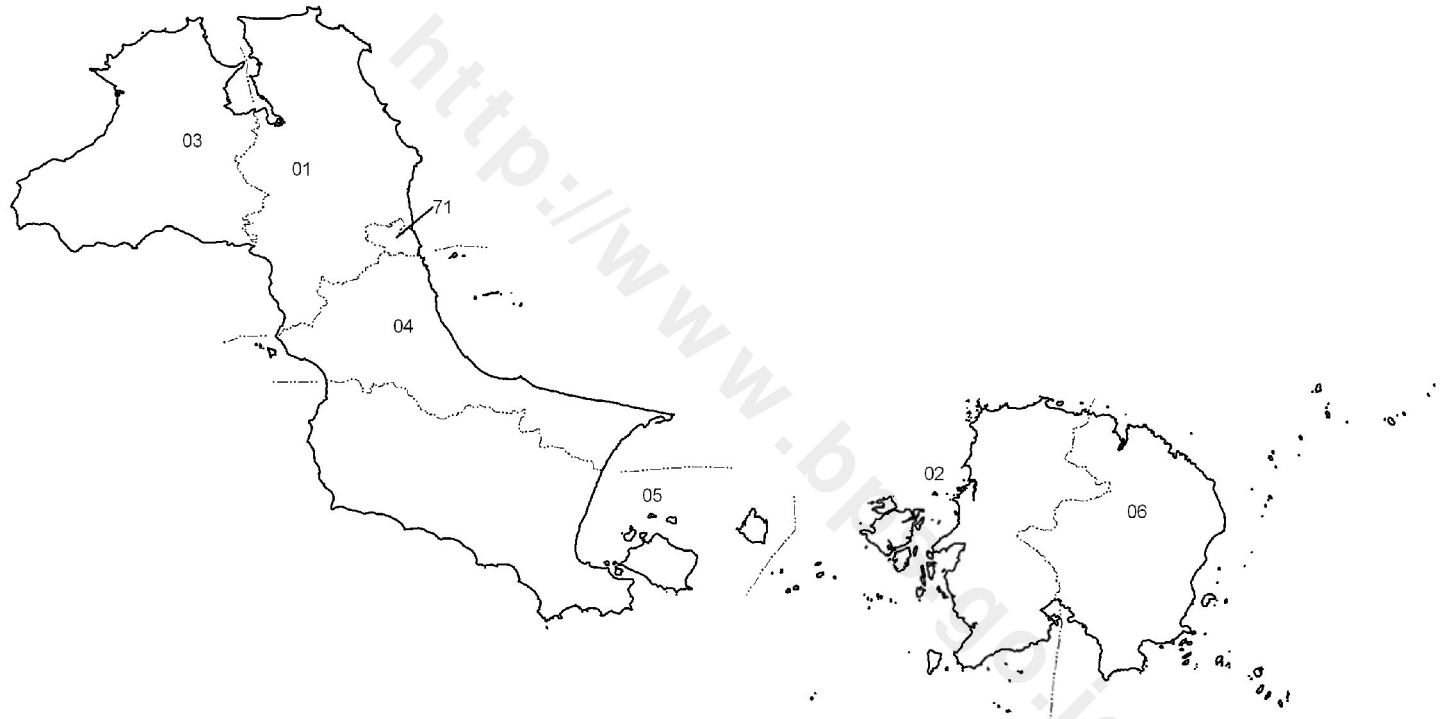
Gambar

Peta Indeks Provinsi Kepulauan Bangka Belitung menurut Kabupaten/Kota

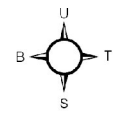
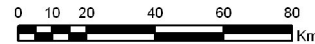
..... : 09

Figure

Index Map of Kepulauan Bangka Belitung Province by Regency/Municipality



KODE	NAMA KABUPATEN/KOTA
01	BANGKA
02	BELITUNG
03	BANGKA BARAT
04	BANGKA TENGAH
05	BANGKA SELATAN
06	BELITUNG TIMUR
71	PANGKALPINANG



Legenda

- Batas Negara
- Batas Provinsi
- Batas Kabupaten
- Batas Kecamatan
- Batas Desa
- Garis Pantai / Batas Perairan

Sumber :

Peta Digital Batas Wilayah dari Bakosurtanal, Tahun 2008
(Diedit BPS Tahun 2010)

Tabel : 12
Table REALISASI PENDAPATAN DAN BELANJA PEMERINTAH DESA SELURUH PROVINSI
 KEP. BANGKA BELITUNG (ribu rupiah), 2013-2014
 ACTUAL REVENUE AND EXPENDITURE OF VILLAGE GOVERNMENT THROUGHOUT
 KEP. BANGKA BELITUNG PROVINCE (thousand rupiahs), 2013-2014

Kabupaten/Kota <i>Regency/Municipality</i>	2013		2014*)	
	Pendapatan <i>Revenue</i>	Belanja <i>Expenditure</i>	Pendapatan <i>Revenue</i>	Belanja <i>Expenditure</i>
(1)	(2)	(3)	(4)	(5)
01 Bangka	35 189 102	38 984 915	34 874 762	38 456 727
02 Belitung	19 262 484	20 435 132	20 443 852	18 518 842
03 Bangka Barat	31 480 933	31 465 571	29 966 627	33 827 009
04 Bangka Tengah	18 147 862	26 735 414	17 702 626	20 224 135
05 Bangka Selatan	26 632 999	25 702 111	25 193 140	27 126 928
06 Belitung Timur	37 935 871	33 905 008	32 267 551	31 192 532
71 Pangkal Pinang	396 777	396 777	460 081	460 081
KEP. BANGKA BELITUNG	169 046 028	177 624 928	160 908 639	169 806 254

*) APB Desa

<http://www.bps.go.id>

Tabel : 12.1 REALISASI PENDAPATAN DAN BELANJA SELURUH PEMERINTAH DESA DI
Table : 12.1 PROVINSI KEPULAUAN BANGKA BELITUNG (ribu rupiah), 2013-2014
ACTUAL REVENUE AND EXPENDITURE OF VILLAGE GOVERNMENT THROUGHOUT
KEPULAUAN BANGKA BELITUNG PROVINCE (thousand rupiahs), 2013-2

Rincian <i>Classification</i>	2013	2014*)
(1)	(2)	(3)
I. PENDAPATAN/REVENUE	169 046 028	160 908 639
1. Pendapatan Asli Daerah <i>Original Local Government Revenue</i>	4 658 927	3 392 680
2. Bagi Hasil Pajak <i>Tax Share</i>	8 371 273	7 296 286
3. Bagi Hasil Retribusi <i>Retribution Share</i>	1 842 635	1 872 193
4. Alokasi Dana Desa <i>Village Allocation Fund</i>	117 555 597	115 754 465
5. Bantuan Keuangan <i>Financial Assistance</i>	30 226 268	29 677 785
6. Hibah <i>Grant</i>	0	0
7. Sumbangan dari Pihak Ketiga <i>Donation from Third Parties</i>	6 391 328	2 915 230
II. BELANJA/EXPENDITURE	177 624 928	169 806 254
1. Belanja Pegawai <i>Personnel Expenditure</i>	60 575 151	67 099 660
2. Belanja Barang dan Jasa <i>Goods and Services Expenditure</i>	31 052 873	24 547 372
3. Belanja Modal <i>Capital Expenditure</i>	55 264 997	50 488 459
4. Belanja Subsidi <i>Subsidies Expenditure</i>	130 020	11 880
5. Belanja Hibah <i>Grants Expenditure</i>	5 089 510	7 401 462
6. Belanja Bantuan Sosial <i>Social Assistance Expenditure</i>	5 940 246	3 723 640
7. Belanja Bantuan Keuangan <i>Financial Assistance Expenditure</i>	18 554 126	14 506 962
8. Belanja Tak Terduga <i>Unpredicted Expenditure</i>	1 018 005	2 026 819

*) APB Desa

REALISASI PENDAPATAN DAN BELANJA PEMERINTAH DESA, KABUPATEN

Tabel : 12.2 BANGKA PROVINSI KEPULAUAN BANGKA BELITUNG (ribu rupiah), 2013-2014

Table

**ACTUAL REVENUE AND EXPENDITURE OF VILLAGE GOVERNMENT OF BANGKA,
KEPULAUAN BANGKA BELITUNG (thousand rupiahs), 2013-2014**

Kabupaten / Regency : Bangka

Rincian <i>Classification</i>	2013	2014*)
(1)	(2)	(3)
I. PENDAPATAN/ REVENUE	35 189 102	34 874 762
1. Pendapatan Asli Daerah <i>Original Local Government Revenue</i>	1 550 326	1 335 027
2. Bagi Hasil Pajak <i>Tax Share</i>	2 547 674	2 992 962
3. Bagi Hasil Retribusi <i>Retribution Share</i>	745 134	794 568
4. Alokasi Dana Desa <i>Village Allocation Fund</i>	21 694 367	20 669 354
5. Bantuan Keuangan <i>Financial Assistance</i>	7 779 450	8 210 700
6. Hibah <i>Grant</i>	0	0
7. Sumbangan dari Pihak Ketiga <i>Donation from Third Parties</i>	872 151	872 151
II. BELANJA/ EXPENDITURE	38 984 915	38 456 727
1. Belanja Pegawai <i>Personnel Expenditure</i>	13 734 081	14 504 103
2. Belanja Barang dan Jasa <i>Goods and Services Expenditure</i>	2 846 978	2 921 461
3. Belanja Modal <i>Capital Expenditure</i>	11 502 317	12 532 056
4. Belanja Subsidi <i>Subsidies Expenditure</i>	0	0
5. Belanja Hibah <i>Grants Expenditure</i>	114 300	0
6. Belanja Bantuan Sosial <i>Social Assistance Expenditure</i>	2 231 526	328 029
7. Belanja Bantuan Keuangan <i>Financial Assistance Expenditure</i>	8 392 959	8 002 765
8. Belanja Tak Terduga <i>Unpredicted Expenditure</i>	162 754	168 313

*) APB Desa

REALISASI PENDAPATAN DAN BELANJA PEMERINTAH DESA, KABUPATEN

Tabel : 12.3 BELITUNG PROVINSI KEPULAUAN BANGKA BELITUNG (ribu rupiah), 2013-2014

Table

**ACTUAL REVENUE AND EXPENDITURE OF VILLAGE GOVERNMENT OF BELITUNG,
KEPULAUAN BANGKA BELITUNG (thousand rupiahs), 2013-2014**

Kabupaten / Regency : Belitung

Rincian <i>Classification</i>	2013	2014*)
(1)	(2)	(3)
I. PENDAPATAN/ REVENUE	19 262 484	20 443 852
1. Pendapatan Asli Daerah <i>Original Local Government Revenue</i>	712 562	757 512
2. Bagi Hasil Pajak <i>Tax Share</i>	0	0
3. Bagi Hasil Retribusi <i>Retribution Share</i>	0	0
4. Alokasi Dana Desa <i>Village Allocation Fund</i>	18 048 642	19 493 007
5. Bantuan Keuangan <i>Financial Assistance</i>	404 613	0
6. Hibah <i>Grant</i>	0	0
7. Sumbangan dari Pihak Ketiga <i>Donation from Third Parties</i>	96 667	193 333
II. BELANJA/ EXPENDITURE	20 435 132	18 518 842
1. Belanja Pegawai <i>Personnel Expenditure</i>	8 456 220	8 859 059
2. Belanja Barang dan Jasa <i>Goods and Services Expenditure</i>	4 274 497	3 804 457
3. Belanja Modal <i>Capital Expenditure</i>	5 469 036	4 185 733
4. Belanja Subsidi <i>Subsidies Expenditure</i>	49 500	0
5. Belanja Hibah <i>Grants Expenditure</i>	1 334 427	1 027 593
6. Belanja Bantuan Sosial <i>Social Assistance Expenditure</i>	232 000	0
7. Belanja Bantuan Keuangan <i>Financial Assistance Expenditure</i>	503 056	522 000
8. Belanja Tak Terduga <i>Unpredicted Expenditure</i>	116 396	120 000

*) APB Desa

REALISASI PENDAPATAN DAN BELANJA PEMERINTAH DESA, KABUPATEN

**Tabel : 12.4 BANGKA BARAT PROVINSI KEPULAUAN BANGKA BELITUNG (ribu rupiah), 2013-
Table ACTUAL REVENUE AND EXPENDITURE OF VILLAGE GOVERNMENT OF BANGKA
BARAT, KEPULAUAN BANGKA BELITUNG (thousand rupiahs), 2013-2014**

Kabupaten / Regency : Bangka Barat

Rincian <i>Classification</i>	2013	2014*)
(1)	(2)	(3)
I. PENDAPATAN/ REVENUE	31 480 933	29 966 627
1. Pendapatan Asli Daerah <i>Original Local Government Revenue</i>	3 793	133 848
2. Bagi Hasil Pajak <i>Tax Share</i>	506 650	506 042
3. Bagi Hasil Retribusi <i>Retribution Share</i>	679 512	679 672
4. Alokasi Dana Desa <i>Village Allocation Fund</i>	20 545 874	20 541 509
5. Bantuan Keuangan <i>Financial Assistance</i>	5 762 594	7 695 810
6. Hibah <i>Grant</i>	0	0
7. Sumbangan dari Pihak Ketiga <i>Donation from Third Parties</i>	3 982 510	409 746
II. BELANJA/ EXPENDITURE	31 465 571	33 827 009
1. Belanja Pegawai <i>Personnel Expenditure</i>	12 189 580	16 718 682
2. Belanja Barang dan Jasa <i>Goods and Services Expenditure</i>	7 349 306	2 231 896
3. Belanja Modal <i>Capital Expenditure</i>	953 092	4 160 461
4. Belanja Subsidi <i>Subsidies Expenditure</i>	80 520	11 880
5. Belanja Hibah <i>Grants Expenditure</i>	1 139 320	3 766 289
6. Belanja Bantuan Sosial <i>Social Assistance Expenditure</i>	1 054 934	840 100
7. Belanja Bantuan Keuangan <i>Financial Assistance Expenditure</i>	8 698 511	5 051 997
8. Belanja Tak Terduga <i>Unpredicted Expenditure</i>	308	1 045 704

*) APB Desa

REALISASI PENDAPATAN DAN BELANJA PEMERINTAH DESA, KABUPATEN

**Tabel : 12.5 BANGKA TENGAH PROVINSI KEPULAUAN BANGKA BELITUNG (ribu rupiah), 2013-
Table ACTUAL REVENUE AND EXPENDITURE OF VILLAGE GOVERNMENT OF BANGKA
TENGAH, KEPULAUAN BANGKA BELITUNG (thousand rupiahs), 2013-2014**

Kabupaten / Regency : Bangka Tengah

Rincian <i>Classification</i>	2013	2014*)
(1)	(2)	(3)
I. PENDAPATAN/ REVENUE	18 147 862	17 702 626
1. Pendapatan Asli Daerah <i>Original Local Government Revenue</i>	221 062	121 008
2. Bagi Hasil Pajak <i>Tax Share</i>	0	0
3. Bagi Hasil Retribusi <i>Retribution Share</i>	0	0
4. Alokasi Dana Desa <i>Village Allocation Fund</i>	14 772 400	17 481 618
5. Bantuan Keuangan <i>Financial Assistance</i>	3 154 400	100 000
6. Hibah <i>Grant</i>	0	0
7. Sumbangan dari Pihak Ketiga <i>Donation from Third Parties</i>	0	0
II. BELANJA/ EXPENDITURE	26 735 414	20 224 135
1. Belanja Pegawai <i>Personnel Expenditure</i>	2 730 848	2 541 450
2. Belanja Barang dan Jasa <i>Goods and Services Expenditure</i>	6 531 457	6 762 460
3. Belanja Modal <i>Capital Expenditure</i>	14 736 981	8 265 603
4. Belanja Subsidi <i>Subsidies Expenditure</i>	0	0
5. Belanja Hibah <i>Grants Expenditure</i>	1 724 796	1 840 247
6. Belanja Bantuan Sosial <i>Social Assistance Expenditure</i>	321 332	314 700
7. Belanja Bantuan Keuangan <i>Financial Assistance Expenditure</i>	0	0
8. Belanja Tak Terduga <i>Unpredicted Expenditure</i>	690 000	499 675

*) APB Desa

REALISASI PENDAPATAN DAN BELANJA PEMERINTAH DESA, KABUPATEN

**Tabel : 12.6 BANGKA SELATAN PROVINSI KEPULAUAN BANGKA BELITUNG (ribu rupiah), 2013-
Table ACTUAL REVENUE AND EXPENDITURE OF VILLAGE GOVERNMENT OF BANGKA
SELATAN, KEPULAUAN BANGKA BELITUNG (thousand rupiahs), 2013-2014**

Kabupaten / Regency : Bangka Selatan

Rincian <i>Classification</i>	2013	2014*)
(1)	(2)	(3)
I. PENDAPATAN/ REVENUE	26 632 999	25 193 140
1. Pendapatan Asli Daerah <i>Original Local Government Revenue</i>	0	0
2. Bagi Hasil Pajak <i>Tax Share</i>	367 500	0
3. Bagi Hasil Retribusi <i>Retribution Share</i>	0	0
4. Alokasi Dana Desa <i>Village Allocation Fund</i>	13 690 277	13 708 240
5. Bantuan Keuangan <i>Financial Assistance</i>	12 575 222	11 484 900
6. Hibah <i>Grant</i>	0	0
7. Sumbangan dari Pihak Ketiga <i>Donation from Third Parties</i>	0	0
II. BELANJA/ EXPENDITURE	25 702 111	27 126 928
1. Belanja Pegawai <i>Personnel Expenditure</i>	12 699 460	12 906 975
2. Belanja Barang dan Jasa <i>Goods and Services Expenditure</i>	3 635 007	2 696 381
3. Belanja Modal <i>Capital Expenditure</i>	6 436 169	8 609 247
4. Belanja Subsidi <i>Subsidies Expenditure</i>	0	0
5. Belanja Hibah <i>Grants Expenditure</i>	0	0
6. Belanja Bantuan Sosial <i>Social Assistance Expenditure</i>	1 971 875	1 984 125
7. Belanja Bantuan Keuangan <i>Financial Assistance Expenditure</i>	959 600	930 200
8. Belanja Tak Terduga <i>Unpredicted Expenditure</i>	0	0

*) APB Desa

REALISASI PENDAPATAN DAN BELANJA PEMERINTAH DESA, KABUPATEN

**Tabel : 12.7 BELITUNG TIMUR PROVINSI KEPULAUAN BANGKA BELITUNG (ribu rupiah), 2013-
Table ACTUAL REVENUE AND EXPENDITURE OF VILLAGE GOVERNMENT OF BELITUNG
TIMUR, KEPULAUAN BANGKA BELITUNG (thousand rupiahs), 2013-2014**

Kabupaten / Regency : Belitung Timur

Rincian <i>Classification</i>	2013	2014*)
(1)	(2)	(3)
I. PENDAPATAN/ REVENUE	37 935 871	32 267 551
1. Pendapatan Asli Daerah <i>Original Local Government Revenue</i>	2 171 184	1 045 285
2. Bagi Hasil Pajak <i>Tax Share</i>	4 949 449	3 797 282
3. Bagi Hasil Retribusi <i>Retribution Share</i>	417 989	397 953
4. Alokasi Dana Desa <i>Village Allocation Fund</i>	28 467 377	23 470 364
5. Bantuan Keuangan <i>Financial Assistance</i>	489 872	2 116 667
6. Hibah <i>Grant</i>	0	0
7. Sumbangan dari Pihak Ketiga <i>Donation from Third Parties</i>	1 440 000	1 440 000
II. BELANJA/ EXPENDITURE	33 905 008	31 192 532
1. Belanja Pegawai <i>Personnel Expenditure</i>	10 713 380	11 509 579
2. Belanja Barang dan Jasa <i>Goods and Services Expenditure</i>	6 272 828	5 965 134
3. Belanja Modal <i>Capital Expenditure</i>	16 057 186	12 607 559
4. Belanja Subsidi <i>Subsidies Expenditure</i>	0	0
5. Belanja Hibah <i>Grants Expenditure</i>	776 667	767 333
6. Belanja Bantuan Sosial <i>Social Assistance Expenditure</i>	36 400	149 800
7. Belanja Bantuan Keuangan <i>Financial Assistance Expenditure</i>	0	0
8. Belanja Tak Terduga <i>Unpredicted Expenditure</i>	48 547	193 127

*) APB Desa

REALISASI PENDAPATAN DAN BELANJA PEMERINTAH DESA, KOTA PANGKAL

Tabel : 12.8 PINANG PROVINSI KEPULAUAN BANGKA BELITUNG (ribu rupiah), 2013-2014

Table

**ACTUAL REVENUE AND EXPENDITURE OF VILLAGE GOVERNMENT OF PANGKAL
PINANG, KEPULAUAN BANGKA BELITUNG (thousand rupiahs), 2013-2014**

Kota / Municipality : Pangkal Pinang

Rincian <i>Classification</i>	2013	2014*)
(1)	(2)	(3)
I. PENDAPATAN/ REVENUE	396 777	460 081
1. Pendapatan Asli Daerah <i>Original Local Government Revenue</i>	0	0
2. Bagi Hasil Pajak <i>Tax Share</i>	0	0
3. Bagi Hasil Retribusi <i>Retribution Share</i>	0	0
4. Alokasi Dana Desa <i>Village Allocation Fund</i>	336 660	390 373
5. Bantuan Keuangan <i>Financial Assistance</i>	60 117	69 708
6. Hibah <i>Grant</i>	0	0
7. Sumbangan dari Pihak Ketiga <i>Donation from Third Parties</i>	0	0
II. BELANJA/ EXPENDITURE	396 777	460 081
1. Belanja Pegawai <i>Personnel Expenditure</i>	51 582	59 812
2. Belanja Barang dan Jasa <i>Goods and Services Expenditure</i>	142 800	165 583
3. Belanja Modal <i>Capital Expenditure</i>	110 216	127 800
4. Belanja Subsidi <i>Subsidies Expenditure</i>	0	0
5. Belanja Hibah <i>Grants Expenditure</i>	0	0
6. Belanja Bantuan Sosial <i>Social Assistance Expenditure</i>	92 179	106 886
7. Belanja Bantuan Keuangan <i>Financial Assistance Expenditure</i>	0	0
8. Belanja Tak Terduga <i>Unpredicted Expenditure</i>	0	0

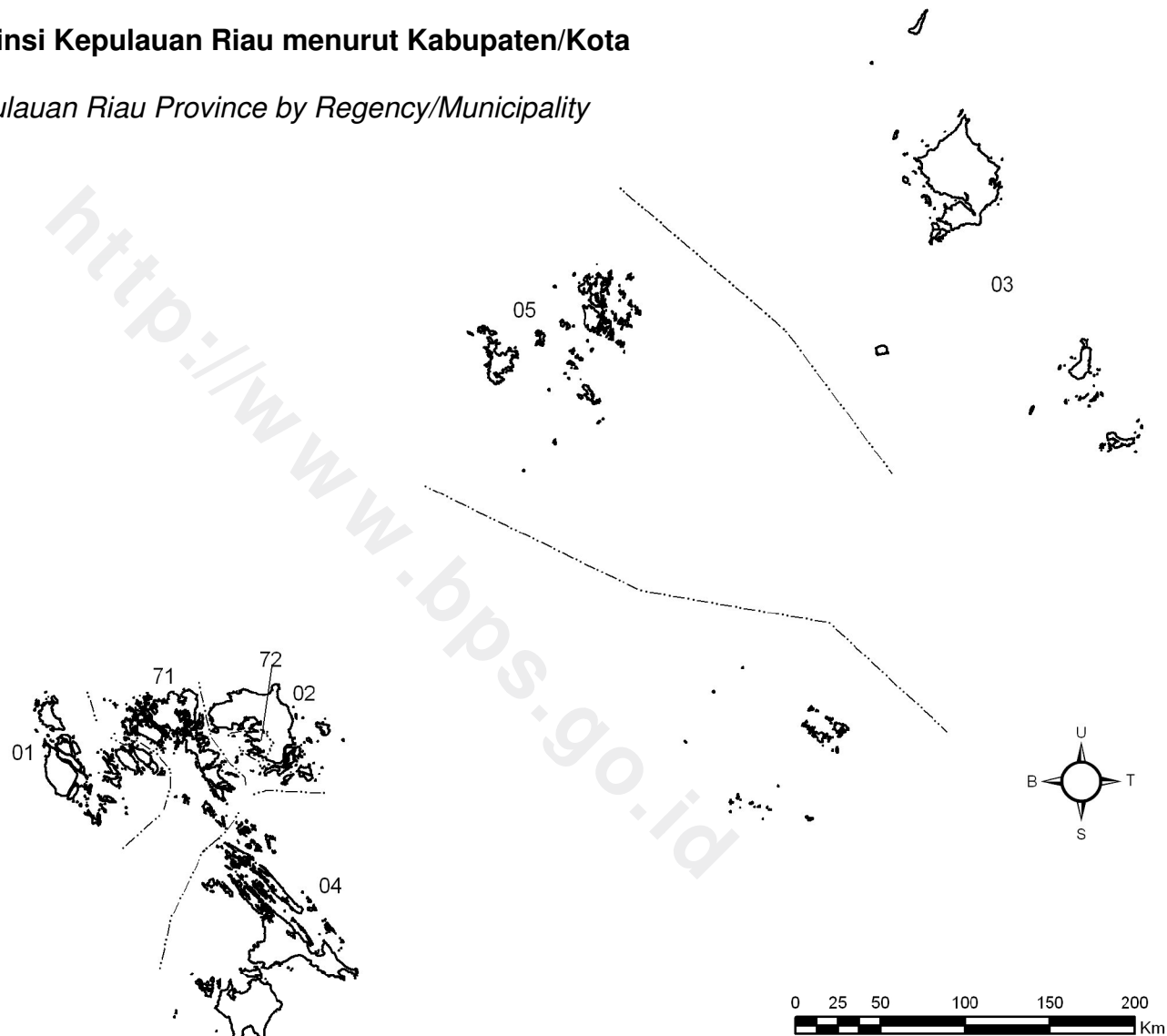
*) APB Desa

Gambar **Peta Indeks Provinsi Kepulauan Riau menurut Kabupaten/Kota**

..... : 10

Figure *Index Map of Kepulauan Riau Province by Regency/Municipality*

KODE	NAMA KABUPATEN/KOTA
01	KARIMUN
02	BINTAN
03	NATUNA
04	LINGGA
05	KEPULAUAN ANAMBAS
71	BATAM
72	TANJUNGPINANG



Legenda

- — — — — Batas Negara
- Batas Provinsi
- Batas Kabupaten
- Batas Kecamatan
- Batas Desa
- — — — — Garis Pantai / Batas Perairan

Sumber :
Peta Digital Batas Wilayah dari Bakosurtanal, Tahun 2008
(Diedit BPS Tahun 2010)

Tabel : 13
Table REALISASI PENDAPATAN DAN BELANJA PEMERINTAH DESA SELURUH PROVINSI
 KEPULAUAN RIAU (ribu rupiah), 2013-2014
 ACTUAL REVENUE AND EXPENDITURE OF VILLAGE GOVERNMENT THROUGHOUT
 KEPULAUAN RIAU PROVINCE (thousand rupiahs), 2013-2014

Kabupaten/Kota <i>Regency/Municipality</i>	2013		2014*)	
	Pendapatan <i>Revenue</i>	Belanja <i>Expenditure</i>	Pendapatan <i>Revenue</i>	Belanja <i>Expenditure</i>
(1)	(2)	(3)	(4)	(5)
01 Karimun	14 852 239	11 036 202	17 030 876	12 351 819
02 Bintan	11 328 806	12 344 122	13 751 025	13 505 721
03 Natuna	30 292 150	30 063 327	29 088 750	31 572 846
04 Lingga	22 926 238	23 062 790	32 364 413	30 562 741
05 Kepulauan Anambas	18 746 118	18 796 368	23 961 600	15 595 080
KEPULAUAN RIAU	98 145 551	95 302 809	116 196 664	103 588 207

*) APB Desa

<http://www.bps.go.id>

Tabel : 13.1 **REALISASI PENDAPATAN DAN BELANJA SELURUH PEMERINTAH DESA DI**
PROVINSI KEPULAUAN RIAU (ribu rupiah), 2013-2014
Table : **ACTUAL REVENUE AND EXPENDITURE OF VILLAGE GOVERNMENT THROUGHOUT**
KEPULAUAN RIAU PROVINCE (thousand rupiahs), 2013-2014

Rincian <i>Classification</i>	2013	2014*)
(1)	(2)	(3)
I. PENDAPATAN/REVENUE	98 145 551	116 196 664
1. Pendapatan Asli Daerah <i>Original Local Government Revenue</i>	5 852 410	6 820 003
2. Bagi Hasil Pajak <i>Tax Share</i>	0	0
3. Bagi Hasil Retribusi <i>Retribution Share</i>	0	0
4. Alokasi Dana Desa <i>Village Allocation Fund</i>	41 993 917	57 040 728
5. Bantuan Keuangan <i>Financial Assistance</i>	48 740 923	52 059 483
6. Hibah <i>Grant</i>	18 125	25 000
7. Sumbangan dari Pihak Ketiga <i>Donation from Third Parties</i>	1 540 176	251 450
II. BELANJA/EXPENDITURE	95 302 809	103 588 207
1. Belanja Pegawai <i>Personnel Expenditure</i>	52 025 616	55 128 660
2. Belanja Barang dan Jasa <i>Goods and Services Expenditure</i>	15 611 077	18 785 220
3. Belanja Modal <i>Capital Expenditure</i>	19 003 837	17 826 614
4. Belanja Subsidi <i>Subsidies Expenditure</i>	0	0
5. Belanja Hibah <i>Grants Expenditure</i>	1 440 209	2 045 277
6. Belanja Bantuan Sosial <i>Social Assistance Expenditure</i>	5 153 823	4 924 974
7. Belanja Bantuan Keuangan <i>Financial Assistance Expenditure</i>	2 057 735	4 521 694
8. Belanja Tak Terduga <i>Unpredicted Expenditure</i>	10 512	355 768

*) APB Desa

REALISASI PENDAPATAN DAN BELANJA PEMERINTAH DESA, KABUPATEN

Tabel : 13.2 KARIMUN PROVINSI KEPULAUAN RIAU (ribu rupiah), 2013-2014

Table

**ACTUAL REVENUE AND EXPENDITURE OF VILLAGE GOVERNMENT OF KARIMUN,
KEPULAUAN RIAU (thousand rupiahs), 2013-2014**

Kabupaten / Regency : Karimun

Rincian <i>Classification</i>	2013	2014*)
(1)	(2)	(3)
I. PENDAPATAN/ REVENUE	14 852 239	17 030 876
1. Pendapatan Asli Daerah <i>Original Local Government Revenue</i>	2 841 667	2 841 667
2. Bagi Hasil Pajak <i>Tax Share</i>	0	0
3. Bagi Hasil Retribusi <i>Retribution Share</i>	0	0
4. Alokasi Dana Desa <i>Village Allocation Fund</i>	10 159 352	11 538 521
5. Bantuan Keuangan <i>Financial Assistance</i>	1 851 220	2 650 688
6. Hibah <i>Grant</i>	0	0
7. Sumbangan dari Pihak Ketiga <i>Donation from Third Parties</i>	0	0
II. BELANJA/ EXPENDITURE	11 036 202	12 351 819
1. Belanja Pegawai <i>Personnel Expenditure</i>	5 638 222	7 299 110
2. Belanja Barang dan Jasa <i>Goods and Services Expenditure</i>	1 205 944	600 749
3. Belanja Modal <i>Capital Expenditure</i>	275 900	294 180
4. Belanja Subsidi <i>Subsidies Expenditure</i>	0	0
5. Belanja Hibah <i>Grants Expenditure</i>	240 052	368 939
6. Belanja Bantuan Sosial <i>Social Assistance Expenditure</i>	2 981 167	3 024 174
7. Belanja Bantuan Keuangan <i>Financial Assistance Expenditure</i>	694 917	764 667
8. Belanja Tak Terduga <i>Unpredicted Expenditure</i>	0	0

*) APB Desa

REALISASI PENDAPATAN DAN BELANJA PEMERINTAH DESA, KABUPATEN

Tabel : 13.3 BINTAN PROVINSI KEPULAUAN RIAU (ribu rupiah), 2013-2014

Table

**ACTUAL REVENUE AND EXPENDITURE OF VILLAGE GOVERNMENT OF BINTAN,
KEPULAUAN RIAU (thousand rupiahs), 2013-2014**

Kabupaten / Regency : Bintan

Rincian <i>Classification</i>	2013	2014*)
(1)	(2)	(3)
I. PENDAPATAN/ REVENUE	11 328 806	13 751 025
1. Pendapatan Asli Daerah <i>Original Local Government Revenue</i>	3 010 743	3 936 576
2. Bagi Hasil Pajak <i>Tax Share</i>	0	0
3. Bagi Hasil Retribusi <i>Retribution Share</i>	0	0
4. Alokasi Dana Desa <i>Village Allocation Fund</i>	7 063 229	8 358 444
5. Bantuan Keuangan <i>Financial Assistance</i>	1 236 709	1 430 755
6. Hibah <i>Grant</i>	18 125	25 000
7. Sumbangan dari Pihak Ketiga <i>Donation from Third Parties</i>	0	250
II. BELANJA/ EXPENDITURE	12 344 122	13 505 721
1. Belanja Pegawai <i>Personnel Expenditure</i>	8 843 303	9 196 839
2. Belanja Barang dan Jasa <i>Goods and Services Expenditure</i>	2 736 327	3 509 315
3. Belanja Modal <i>Capital Expenditure</i>	764 492	799 567
4. Belanja Subsidi <i>Subsidies Expenditure</i>	0	0
5. Belanja Hibah <i>Grants Expenditure</i>	0	0
6. Belanja Bantuan Sosial <i>Social Assistance Expenditure</i>	0	0
7. Belanja Bantuan Keuangan <i>Financial Assistance Expenditure</i>	0	0
8. Belanja Tak Terduga <i>Unpredicted Expenditure</i>	0	0

*) APB Desa

REALISASI PENDAPATAN DAN BELANJA PEMERINTAH DESA, KABUPATEN

Tabel : 13.4 NATUNA PROVINSI KEPULAUAN RIAU (ribu rupiah), 2013-2014

Table

**ACTUAL REVENUE AND EXPENDITURE OF VILLAGE GOVERNMENT OF NATUNA,
KEPULAUAN RIAU (thousand rupiahs), 2013-2014**

Kabupaten / Regency : Natuna

Rincian <i>Classification</i>	2013	2014*)
(1)	(2)	(3)
I. PENDAPATAN/ REVENUE	30 292 150	29 088 750
1. Pendapatan Asli Daerah <i>Original Local Government Revenue</i>	0	0
2. Bagi Hasil Pajak <i>Tax Share</i>	0	0
3. Bagi Hasil Retribusi <i>Retribution Share</i>	0	0
4. Alokasi Dana Desa <i>Village Allocation Fund</i>	10 030 000	7 849 750
5. Bantuan Keuangan <i>Financial Assistance</i>	20 262 150	21 239 000
6. Hibah <i>Grant</i>	0	0
7. Sumbangan dari Pihak Ketiga <i>Donation from Third Parties</i>	0	0
II. BELANJA/ EXPENDITURE	30 063 327	31 572 846
1. Belanja Pegawai <i>Personnel Expenditure</i>	17 061 642	17 367 949
2. Belanja Barang dan Jasa <i>Goods and Services Expenditure</i>	6 524 802	7 524 356
3. Belanja Modal <i>Capital Expenditure</i>	5 420 958	5 276 203
4. Belanja Subsidi <i>Subsidies Expenditure</i>	0	0
5. Belanja Hibah <i>Grants Expenditure</i>	1 055 925	1 404 338
6. Belanja Bantuan Sosial <i>Social Assistance Expenditure</i>	0	0
7. Belanja Bantuan Keuangan <i>Financial Assistance Expenditure</i>	0	0
8. Belanja Tak Terduga <i>Unpredicted Expenditure</i>	0	0

*) APB Desa

REALISASI PENDAPATAN DAN BELANJA PEMERINTAH DESA, KABUPATEN

Tabel : 13.5 LINGGA PROVINSI KEPULAUAN RIAU (ribu rupiah), 2013-2014

Table

**ACTUAL REVENUE AND EXPENDITURE OF VILLAGE GOVERNMENT OF LINGGA,
KEPULAUAN RIAU (thousand rupiahs), 2013-2014**

Kabupaten / Regency : Lingga

Rincian <i>Classification</i>	2013	2014*)
(1)	(2)	(3)
I. PENDAPATAN/ REVENUE	22 926 238	32 364 413
1. Pendapatan Asli Daerah <i>Original Local Government Revenue</i>	0	41 760
2. Bagi Hasil Pajak <i>Tax Share</i>	0	0
3. Bagi Hasil Retribusi <i>Retribution Share</i>	0	0
4. Alokasi Dana Desa <i>Village Allocation Fund</i>	9 341 336	17 567 613
5. Bantuan Keuangan <i>Financial Assistance</i>	13 544 726	14 503 840
6. Hibah <i>Grant</i>	0	0
7. Sumbangan dari Pihak Ketiga <i>Donation from Third Parties</i>	40 176	251 200
II. BELANJA/ EXPENDITURE	23 062 790	30 562 741
1. Belanja Pegawai <i>Personnel Expenditure</i>	11 997 849	12 682 962
2. Belanja Barang dan Jasa <i>Goods and Services Expenditure</i>	4 706 124	6 670 800
3. Belanja Modal <i>Capital Expenditure</i>	4 348 599	5 523 384
4. Belanja Subsidi <i>Subsidies Expenditure</i>	0	0
5. Belanja Hibah <i>Grants Expenditure</i>	144 232	272 000
6. Belanja Bantuan Sosial <i>Social Assistance Expenditure</i>	672 656	1 900 800
7. Belanja Bantuan Keuangan <i>Financial Assistance Expenditure</i>	1 182 818	3 157 027
8. Belanja Tak Terduga <i>Unpredicted Expenditure</i>	10 512	355 768

*) APB Desa

Tabel : 13.6 REALISASI PENDAPATAN DAN BELANJA PEMERINTAH DESA, KABUPATEN
Table KEPULAUAN ANAMBAS PROVINSI KEPULAUAN RIAU (ribu rupiah), 2013-2014
ACTUAL REVENUE AND EXPENDITURE OF VILLAGE GOVERNMENT OF
KEPULAUAN ANAMBAS, KEPULAUAN RIAU (thousand rupiahs), 2013-2014

Kabupaten / Regency : Kepulauan Anambas

Rincian <i>Classification</i>	2013	2014*)
(1)	(2)	(3)
I. PENDAPATAN/ REVENUE	18 746 118	23 961 600
1. Pendapatan Asli Daerah <i>Original Local Government Revenue</i>	0	0
2. Bagi Hasil Pajak <i>Tax Share</i>	0	0
3. Bagi Hasil Retribusi <i>Retribution Share</i>	0	0
4. Alokasi Dana Desa <i>Village Allocation Fund</i>	5 400 000	11 726 400
5. Bantuan Keuangan <i>Financial Assistance</i>	11 846 118	12 235 200
6. Hibah <i>Grant</i>	0	0
7. Sumbangan dari Pihak Ketiga <i>Donation from Third Parties</i>	1 500 000	0
II. BELANJA/ EXPENDITURE	18 796 368	15 595 080
1. Belanja Pegawai <i>Personnel Expenditure</i>	8 484 600	8 581 800
2. Belanja Barang dan Jasa <i>Goods and Services Expenditure</i>	437 880	480 000
3. Belanja Modal <i>Capital Expenditure</i>	8 193 888	5 933 280
4. Belanja Subsidi <i>Subsidies Expenditure</i>	0	0
5. Belanja Hibah <i>Grants Expenditure</i>	0	0
6. Belanja Bantuan Sosial <i>Social Assistance Expenditure</i>	1 500 000	0
7. Belanja Bantuan Keuangan <i>Financial Assistance Expenditure</i>	180 000	600 000
8. Belanja Tak Terduga <i>Unpredicted Expenditure</i>	0	0

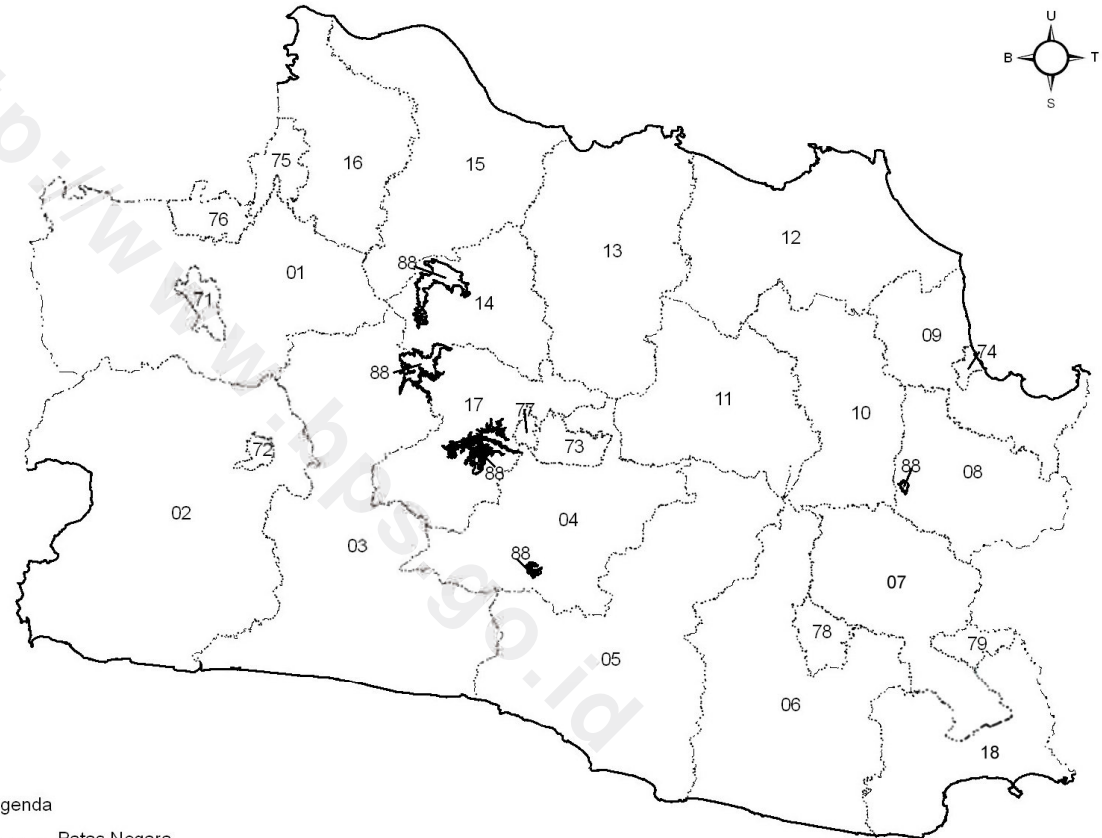
*) APB Desa

Gambar **Peta Indeks Provinsi Jawa Barat menurut Kabupaten/Kota**

..... : 11

Figure *Index Map of Jawa Barat Province by Regency/Municipality*

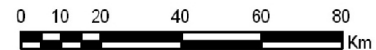
KODE	NAMA KABUPATEN/KOTA
01	BOGOR
02	SUKABUMI
03	CIANJUR
04	BANDUNG
05	GARUT
06	TASIKMALAYA
07	CIAMIS
08	KUNINGAN
09	CIREBON
10	MAJALENGA
11	SUMEDANG
12	INDRAMAYU
13	SUBANG
14	PURWAKARTA
15	KARAWANG
16	BEKASI
17	BANDUNG BARAT
18	PANGANDARAN
71	BOGOR
72	SUKABUMI
73	BANDUNG
74	CIREBON
75	BEKASI
76	DEPOK
77	CIMAHI



Legenda

- Batas Negara
- Batas Provinsi
- Batas Kabupaten
- - - Batas Kecamatan
- Batas Desa
- Garis Pantai / Batas Perairan

Sumber :
 Peta Digital Batas Wilayah dari Bakosurtanal, Tahun 2008
 (Diedit BPS Tahun 2010)



Tabel : 14
Table REALISASI PENDAPATAN DAN BELANJA PEMERINTAH DESA SELURUH PROVINSI
JAWA BARAT (ribu rupiah), 2013-2014
ACTUAL REVENUE AND EXPENDITURE OF VILLAGE GOVERNMENT THROUGHOUT
JAWA BARAT PROVINCE (thousand rupiahs), 2013-2014

Kabupaten/Kota <i>Regency/Municipality</i>	2013		2014*)	
	Pendapatan <i>Revenue</i>	Belanja <i>Expenditure</i>	Pendapatan <i>Revenue</i>	Belanja <i>Expenditure</i>
(1)	(2)	(3)	(4)	(5)
01 Bogor	363 835 812	356 164 254	376 477 268	362 106 485
02 Sukabumi	247 884 942	242 079 994	249 833 598	248 764 480
03 Cianjur	174 491 918	172 694 768	171 986 029	170 402 510
04 Bandung	260 842 954	253 959 361	242 707 571	233 695 397
05 Garut	273 566 323	273 566 323	281 572 970	281 572 970
06 Tasikmalaya	255 893 514	255 367 802	350 964 372	345 447 275
07 Ciamis	269 459 992	268 508 976	274 975 236	273 892 624
08 Kuningan	106 734 407	106 703 420	109 593 417	112 404 646
09 Cirebon	195 391 676	193 920 408	196 990 310	195 519 043
10 Majalengka	140 036 228	139 970 025	156 169 836	157 080 416
11 Sumedang	111 067 059	109 215 555	148 310 215	146 014 377
12 Indramayu	157 462 749	155 412 661	175 677 271	173 625 197
13 Subang	159 398 769	158 976 567	185 817 793	186 083 204
14 Purwakarta	87 409 409	87 409 409	81 427 426	81 427 426
15 Karawang	191 831 056	182 639 617	200 280 998	186 696 092
16 Bekasi	153 421 778	141 262 618	160 705 416	150 481 530
17 Bandung Barat	144 054 117	141 814 034	169 754 627	169 426 791
79 Banjar	22 855 808	23 001 388	24 664 707	25 124 540
JAWA BARAT	3 315 638 511	3 262 667 180	3 557 909 060	3 499 765 003

*) APB Desa

Tabel : 14.1 **REALISASI PENDAPATAN DAN BELANJA SELURUH PEMERINTAH DESA DI**
Table : 14.1 **PROVINSI JAWA BARAT (ribu rupiah), 2013-2014**
ACTUAL REVENUE AND EXPENDITURE OF VILLAGE GOVERNMENT THROUGHOUT
JAWA BARAT PROVINCE (thousand rupiahs), 2013-2014

Rincian <i>Classification</i>	2013	2014*)
(1)	(2)	(3)
I. PENDAPATAN/REVENUE	3 315 638 511	3 557 909 060
1. Pendapatan Asli Daerah <i>Original Local Government Revenue</i>	797 343 291	821 216 501
2. Bagi Hasil Pajak <i>Tax Share</i>	145 695 569	162 415 111
3. Bagi Hasil Retribusi <i>Retribution Share</i>	26 624 317	27 324 920
4. Alokasi Dana Desa <i>Village Allocation Fund</i>	697 520 986	738 070 362
5. Bantuan Keuangan <i>Financial Assistance</i>	1 404 690 684	1 571 903 390
6. Hibah <i>Grant</i>	204 857 052	188 881 911
7. Sumbangan dari Pihak Ketiga <i>Donation from Third Parties</i>	38 906 612	48 096 865
II. BELANJA/EXPENDITURE	3 262 667 180	3 499 765 003
1. Belanja Pegawai <i>Personnel Expenditure</i>	915 991 809	986 769 565
2. Belanja Barang dan Jasa <i>Goods and Services Expenditure</i>	477 720 556	526 143 809
3. Belanja Modal <i>Capital Expenditure</i>	1 347 243 364	1 436 851 176
4. Belanja Subsidi <i>Subsidies Expenditure</i>	33 479 079	38 993 524
5. Belanja Hibah <i>Grants Expenditure</i>	110 987 852	99 403 484
6. Belanja Bantuan Sosial <i>Social Assistance Expenditure</i>	170 541 097	173 083 928
7. Belanja Bantuan Keuangan <i>Financial Assistance Expenditure</i>	141 091 851	169 534 090
8. Belanja Tak Terduga <i>Unpredicted Expenditure</i>	65 611 572	68 985 427

*) APB Desa

REALISASI PENDAPATAN DAN BELANJA PEMERINTAH DESA, KABUPATEN

Tabel : 14.2 BOGOR PROVINSI JAWA BARAT (ribu rupiah), 2013-2014

Table

**ACTUAL REVENUE AND EXPENDITURE OF VILLAGE GOVERNMENT OF BOGOR,
JAWA BARAT (thousand rupiahs), 2013-2014**

Kabupaten / Regency : Bogor

Rincian <i>Classification</i>	2013	2014*)
(1)	(2)	(3)
I. PENDAPATAN/ REVENUE	363 835 812	376 477 268
1. Pendapatan Asli Daerah <i>Original Local Government Revenue</i>	74 175 494	63 877 380
2. Bagi Hasil Pajak <i>Tax Share</i>	28 647 947	31 007 570
3. Bagi Hasil Retribusi <i>Retribution Share</i>	4 107 817	3 651 755
4. Alokasi Dana Desa <i>Village Allocation Fund</i>	76 265 320	79 393 147
5. Bantuan Keuangan <i>Financial Assistance</i>	164 142 066	180 204 129
6. Hibah <i>Grant</i>	4 962 636	5 618 288
7. Sumbangan dari Pihak Ketiga <i>Donation from Third Parties</i>	11 534 532	12 724 999
II. BELANJA/ EXPENDITURE	356 164 254	362 106 485
1. Belanja Pegawai <i>Personnel Expenditure</i>	90 491 613	95 304 809
2. Belanja Barang dan Jasa <i>Goods and Services Expenditure</i>	81 346 943	93 788 547
3. Belanja Modal <i>Capital Expenditure</i>	117 321 240	108 038 822
4. Belanja Subsidi <i>Subsidies Expenditure</i>	10 905 703	13 978 079
5. Belanja Hibah <i>Grants Expenditure</i>	10 379 820	10 053 764
6. Belanja Bantuan Sosial <i>Social Assistance Expenditure</i>	31 433 903	22 267 157
7. Belanja Bantuan Keuangan <i>Financial Assistance Expenditure</i>	5 151 841	8 509 231
8. Belanja Tak Terduga <i>Unpredicted Expenditure</i>	9 133 191	10 166 076

*) APB Desa

REALISASI PENDAPATAN DAN BELANJA PEMERINTAH DESA, KABUPATEN

Tabel : 14.3 SUKABUMI PROVINSI JAWA BARAT (ribu rupiah), 2013-2014

Table

**ACTUAL REVENUE AND EXPENDITURE OF VILLAGE GOVERNMENT OF SUKABUMI,
JAWA BARAT (thousand rupiahs), 2013-2014**

Kabupaten / Regency : Sukabumi

Rincian <i>Classification</i>	2013	2014*)
(1)	(2)	(3)
I. PENDAPATAN/ REVENUE	247 884 942	249 833 598
1. Pendapatan Asli Daerah <i>Original Local Government Revenue</i>	35 746 156	35 829 828
2. Bagi Hasil Pajak <i>Tax Share</i>	4 882 073	5 021 349
3. Bagi Hasil Retribusi <i>Retribution Share</i>	3 008 945	691 201
4. Alokasi Dana Desa <i>Village Allocation Fund</i>	78 123 927	84 238 567
5. Bantuan Keuangan <i>Financial Assistance</i>	108 275 206	113 632 373
6. Hibah <i>Grant</i>	16 304 893	6 683 077
7. Sumbangan dari Pihak Ketiga <i>Donation from Third Parties</i>	1 543 742	3 737 203
II. BELANJA/ EXPENDITURE	242 079 994	248 764 480
1. Belanja Pegawai <i>Personnel Expenditure</i>	63 905 052	69 839 822
2. Belanja Barang dan Jasa <i>Goods and Services Expenditure</i>	14 917 494	17 154 608
3. Belanja Modal <i>Capital Expenditure</i>	120 090 087	137 669 626
4. Belanja Subsidi <i>Subsidies Expenditure</i>	86 473	110 727
5. Belanja Hibah <i>Grants Expenditure</i>	9 106 110	2 227 944
6. Belanja Bantuan Sosial <i>Social Assistance Expenditure</i>	15 418 087	13 316 935
7. Belanja Bantuan Keuangan <i>Financial Assistance Expenditure</i>	16 424 191	6 642 332
8. Belanja Tak Terduga <i>Unpredicted Expenditure</i>	2 132 500	1 802 486

*) APB Desa

REALISASI PENDAPATAN DAN BELANJA PEMERINTAH DESA, KABUPATEN

Tabel : 14.4 CIANJUR PROVINSI JAWA BARAT (ribu rupiah), 2013-2014

Table

**ACTUAL REVENUE AND EXPENDITURE OF VILLAGE GOVERNMENT OF CIANJUR,
JAWA BARAT (thousand rupiahs), 2013-2014**

Kabupaten / Regency : Cianjur

Rincian <i>Classification</i>	2013	2014*)
(1)	(2)	(3)
I. PENDAPATAN/ REVENUE	174 491 918	171 986 029
1. Pendapatan Asli Daerah <i>Original Local Government Revenue</i>	52 629 544	47 530 770
2. Bagi Hasil Pajak <i>Tax Share</i>	334 251	438 389
3. Bagi Hasil Retribusi <i>Retribution Share</i>	0	0
4. Alokasi Dana Desa <i>Village Allocation Fund</i>	53 301 445	55 470 132
5. Bantuan Keuangan <i>Financial Assistance</i>	45 152 413	49 028 749
6. Hibah <i>Grant</i>	14 109 932	9 936 289
7. Sumbangan dari Pihak Ketiga <i>Donation from Third Parties</i>	8 964 333	9 581 700
II. BELANJA/ EXPENDITURE	172 694 768	170 402 510
1. Belanja Pegawai <i>Personnel Expenditure</i>	36 859 128	39 066 420
2. Belanja Barang dan Jasa <i>Goods and Services Expenditure</i>	37 168 925	35 018 648
3. Belanja Modal <i>Capital Expenditure</i>	73 991 327	72 930 979
4. Belanja Subsidi <i>Subsidies Expenditure</i>	3 653 639	3 555 387
5. Belanja Hibah <i>Grants Expenditure</i>	7 195 164	6 449 256
6. Belanja Bantuan Sosial <i>Social Assistance Expenditure</i>	6 166 051	5 681 751
7. Belanja Bantuan Keuangan <i>Financial Assistance Expenditure</i>	6 260 804	6 439 893
8. Belanja Tak Terduga <i>Unpredicted Expenditure</i>	1 399 730	1 260 176

*) APB Desa

REALISASI PENDAPATAN DAN BELANJA PEMERINTAH DESA, KABUPATEN

Tabel : 14.5 BANDUNG PROVINSI JAWA BARAT (ribu rupiah), 2013-2014

Table

**ACTUAL REVENUE AND EXPENDITURE OF VILLAGE GOVERNMENT OF BANDUNG,
JAWA BARAT (thousand rupiahs), 2013-2014**

Kabupaten / Regency : Bandung

Rincian <i>Classification</i>	2013	2014*)
(1)	(2)	(3)
I. PENDAPATAN/ REVENUE	260 842 954	242 707 571
1. Pendapatan Asli Daerah <i>Original Local Government Revenue</i>	23 310 001	23 509 955
2. Bagi Hasil Pajak <i>Tax Share</i>	19 586 493	21 898 981
3. Bagi Hasil Retribusi <i>Retribution Share</i>	4 058 459	4 894 197
4. Alokasi Dana Desa <i>Village Allocation Fund</i>	50 675 562	50 070 649
5. Bantuan Keuangan <i>Financial Assistance</i>	135 293 307	123 914 284
6. Hibah <i>Grant</i>	27 917 520	16 678 255
7. Sumbangan dari Pihak Ketiga <i>Donation from Third Parties</i>	1 612	1 741 250
II. BELANJA/ EXPENDITURE	253 959 361	233 695 397
1. Belanja Pegawai <i>Personnel Expenditure</i>	61 283 064	68 165 861
2. Belanja Barang dan Jasa <i>Goods and Services Expenditure</i>	16 793 056	17 395 158
3. Belanja Modal <i>Capital Expenditure</i>	114 448 579	101 132 089
4. Belanja Subsidi <i>Subsidies Expenditure</i>	2 944 638	2 442 045
5. Belanja Hibah <i>Grants Expenditure</i>	15 952 567	6 506 812
6. Belanja Bantuan Sosial <i>Social Assistance Expenditure</i>	17 572 574	14 510 255
7. Belanja Bantuan Keuangan <i>Financial Assistance Expenditure</i>	21 422 032	19 524 249
8. Belanja Tak Terduga <i>Unpredicted Expenditure</i>	3 542 851	4 018 928

*) APB Desa

REALISASI PENDAPATAN DAN BELANJA PEMERINTAH DESA, KABUPATEN GARUT

Tabel : 14.6 **PROVINSI JAWA BARAT (ribu rupiah), 2013-2014**

Table

**ACTUAL REVENUE AND EXPENDITURE OF VILLAGE GOVERNMENT OF GARUT,
JAWA BARAT (thousand rupiahs), 2013-2014**

Kabupaten / Regency : Garut

Rincian <i>Classification</i>	2013	2014*)
(1)	(2)	(3)
I. PENDAPATAN/ REVENUE	273 566 323	281 572 970
1. Pendapatan Asli Daerah <i>Original Local Government Revenue</i>	74 440 850	66 846 405
2. Bagi Hasil Pajak <i>Tax Share</i>	4 374 117	4 602 691
3. Bagi Hasil Retribusi <i>Retribution Share</i>	306 611	353 383
4. Alokasi Dana Desa <i>Village Allocation Fund</i>	41 196 655	43 892 127
5. Bantuan Keuangan <i>Financial Assistance</i>	126 306 381	131 747 156
6. Hibah <i>Grant</i>	25 339 203	31 606 573
7. Sumbangan dari Pihak Ketiga <i>Donation from Third Parties</i>	1 602 506	2 524 635
II. BELANJA/ EXPENDITURE	273 566 323	281 572 970
1. Belanja Pegawai <i>Personnel Expenditure</i>	39 844 320	41 368 749
2. Belanja Barang dan Jasa <i>Goods and Services Expenditure</i>	32 109 654	36 086 027
3. Belanja Modal <i>Capital Expenditure</i>	153 888 351	128 571 096
4. Belanja Subsidi <i>Subsidies Expenditure</i>	734 527	1 806 167
5. Belanja Hibah <i>Grants Expenditure</i>	5 684 112	6 347 201
6. Belanja Bantuan Sosial <i>Social Assistance Expenditure</i>	30 391 762	33 530 954
7. Belanja Bantuan Keuangan <i>Financial Assistance Expenditure</i>	7 067 071	27 071 146
8. Belanja Tak Terduga <i>Unpredicted Expenditure</i>	3 846 526	6 791 630

*) APB Desa

REALISASI PENDAPATAN DAN BELANJA PEMERINTAH DESA, KABUPATEN

Tabel : 14.7 TASIKMALAYA PROVINSI JAWA BARAT (ribu rupiah), 2013-2014

Table

**ACTUAL REVENUE AND EXPENDITURE OF VILLAGE GOVERNMENT OF
TASIKMALAYA, JAWA BARAT (thousand rupiahs), 2013-2014**

Kabupaten / Regency : Tasikmalaya

Rincian <i>Classification</i>	2013	2014*)
(1)	(2)	(3)
I. PENDAPATAN/ REVENUE	255 893 514	350 964 372
1. Pendapatan Asli Daerah <i>Original Local Government Revenue</i>	74 237 787	90 259 741
2. Bagi Hasil Pajak <i>Tax Share</i>	2 405 342	2 897 277
3. Bagi Hasil Retribusi <i>Retribution Share</i>	362 229	604 643
4. Alokasi Dana Desa <i>Village Allocation Fund</i>	21 977 987	23 016 715
5. Bantuan Keuangan <i>Financial Assistance</i>	125 536 139	185 317 229
6. Hibah <i>Grant</i>	29 365 788	46 990 853
7. Sumbangan dari Pihak Ketiga <i>Donation from Third Parties</i>	2 008 242	1 877 914
II. BELANJA/ EXPENDITURE	255 367 802	345 447 275
1. Belanja Pegawai <i>Personnel Expenditure</i>	35 629 986	42 242 810
2. Belanja Barang dan Jasa <i>Goods and Services Expenditure</i>	19 432 808	24 756 979
3. Belanja Modal <i>Capital Expenditure</i>	177 801 869	261 362 184
4. Belanja Subsidi <i>Subsidies Expenditure</i>	857 546	436 460
5. Belanja Hibah <i>Grants Expenditure</i>	4 981 691	4 697 333
6. Belanja Bantuan Sosial <i>Social Assistance Expenditure</i>	8 845 739	4 883 829
7. Belanja Bantuan Keuangan <i>Financial Assistance Expenditure</i>	6 393 693	6 170 580
8. Belanja Tak Terduga <i>Unpredicted Expenditure</i>	1 424 470	897 100

*) APB Desa

REALISASI PENDAPATAN DAN BELANJA PEMERINTAH DESA, KABUPATEN CIAMIS

Tabel : 14.8 **PROVINSI JAWA BARAT (ribu rupiah), 2013-2014**

Table

**ACTUAL REVENUE AND EXPENDITURE OF VILLAGE GOVERNMENT OF CIAMIS,
JAWA BARAT (thousand rupiahs), 2013-2014**

Kabupaten / Regency : Ciamis

Rincian <i>Classification</i>	2013	2014*)
(1)	(2)	(3)
I. PENDAPATAN/ REVENUE	269 459 992	274 975 236
1. Pendapatan Asli Daerah <i>Original Local Government Revenue</i>	66 017 353	75 307 008
2. Bagi Hasil Pajak <i>Tax Share</i>	4 279 913	4 855 145
3. Bagi Hasil Retribusi <i>Retribution Share</i>	180 485	197 862
4. Alokasi Dana Desa <i>Village Allocation Fund</i>	34 057 948	40 540 868
5. Bantuan Keuangan <i>Financial Assistance</i>	154 206 912	142 113 130
6. Hibah <i>Grant</i>	7 670 150	7 860 935
7. Sumbangan dari Pihak Ketiga <i>Donation from Third Parties</i>	3 047 231	4 100 288
II. BELANJA/ EXPENDITURE	268 508 976	273 892 624
1. Belanja Pegawai <i>Personnel Expenditure</i>	83 178 077	98 975 103
2. Belanja Barang dan Jasa <i>Goods and Services Expenditure</i>	104 879 213	102 053 216
3. Belanja Modal <i>Capital Expenditure</i>	63 838 376	47 357 903
4. Belanja Subsidi <i>Subsidies Expenditure</i>	525 504	2 175 679
5. Belanja Hibah <i>Grants Expenditure</i>	5 262 798	7 615 025
6. Belanja Bantuan Sosial <i>Social Assistance Expenditure</i>	2 444 828	5 958 664
7. Belanja Bantuan Keuangan <i>Financial Assistance Expenditure</i>	6 986 946	8 305 272
8. Belanja Tak Terduga <i>Unpredicted Expenditure</i>	1 393 234	1 451 762

*) APB Desa

REALISASI PENDAPATAN DAN BELANJA PEMERINTAH DESA, KABUPATEN

Tabel : 14.9 KUNINGAN PROVINSI JAWA BARAT (ribu rupiah), 2013-2014

Table

**ACTUAL REVENUE AND EXPENDITURE OF VILLAGE GOVERNMENT OF KUNINGAN,
JAWA BARAT (thousand rupiahs), 2013-2014**

Kabupaten / Regency : Kuningan

Rincian <i>Classification</i>	2013	2014*)
(1)	(2)	(3)
I. PENDAPATAN/ REVENUE	106 734 407	109 593 417
1. Pendapatan Asli Daerah <i>Original Local Government Revenue</i>	32 956 946	29 612 076
2. Bagi Hasil Pajak <i>Tax Share</i>	2 071 428	1 732 071
3. Bagi Hasil Retribusi <i>Retribution Share</i>	896 897	1 057 004
4. Alokasi Dana Desa <i>Village Allocation Fund</i>	30 410 277	33 144 535
5. Bantuan Keuangan <i>Financial Assistance</i>	32 645 476	41 766 231
6. Hibah <i>Grant</i>	6 536 110	2 271 808
7. Sumbangan dari Pihak Ketiga <i>Donation from Third Parties</i>	1 217 273	9 692
II. BELANJA/ EXPENDITURE	106 703 420	112 404 646
1. Belanja Pegawai <i>Personnel Expenditure</i>	36 085 778	38 975 340
2. Belanja Barang dan Jasa <i>Goods and Services Expenditure</i>	8 462 337	10 367 045
3. Belanja Modal <i>Capital Expenditure</i>	52 980 052	54 244 957
4. Belanja Subsidi <i>Subsidies Expenditure</i>	354 496	587 700
5. Belanja Hibah <i>Grants Expenditure</i>	6 280 401	4 326 091
6. Belanja Bantuan Sosial <i>Social Assistance Expenditure</i>	1 144 123	1 730 624
7. Belanja Bantuan Keuangan <i>Financial Assistance Expenditure</i>	457 266	1 478 456
8. Belanja Tak Terduga <i>Unpredicted Expenditure</i>	938 967	694 433

*) APB Desa

REALISASI PENDAPATAN DAN BELANJA PEMERINTAH DESA, KABUPATEN

Tabel : 14.10 CIREBON PROVINSI JAWA BARAT (ribu rupiah), 2013-2014

Table

**ACTUAL REVENUE AND EXPENDITURE OF VILLAGE GOVERNMENT OF CIREBON,
JAWA BARAT (thousand rupiahs), 2013-2014**

Kabupaten / Regency : Cirebon

Rincian <i>Classification</i>	2013	2014*)
(1)	(2)	(3)
I. PENDAPATAN/ REVENUE	195 391 676	196 990 310
1. Pendapatan Asli Daerah <i>Original Local Government Revenue</i>	81 037 290	82 250 571
2. Bagi Hasil Pajak <i>Tax Share</i>	14 493	14 682
3. Bagi Hasil Retribusi <i>Retribution Share</i>	0	0
4. Alokasi Dana Desa <i>Village Allocation Fund</i>	59 482 943	60 287 349
5. Bantuan Keuangan <i>Financial Assistance</i>	48 129 042	46 427 763
6. Hibah <i>Grant</i>	4 481 556	5 763 593
7. Sumbangan dari Pihak Ketiga <i>Donation from Third Parties</i>	2 246 352	2 246 352
II. BELANJA/ EXPENDITURE	193 920 408	195 519 043
1. Belanja Pegawai <i>Personnel Expenditure</i>	73 085 269	75 229 650
2. Belanja Barang dan Jasa <i>Goods and Services Expenditure</i>	8 044 648	7 991 746
3. Belanja Modal <i>Capital Expenditure</i>	92 773 286	91 986 633
4. Belanja Subsidi <i>Subsidies Expenditure</i>	2 044 152	2 133 337
5. Belanja Hibah <i>Grants Expenditure</i>	2 186 413	2 301 772
6. Belanja Bantuan Sosial <i>Social Assistance Expenditure</i>	5 729 288	5 786 128
7. Belanja Bantuan Keuangan <i>Financial Assistance Expenditure</i>	4 181 879	4 205 285
8. Belanja Tak Terduga <i>Unpredicted Expenditure</i>	5 875 473	5 884 492

*) APB Desa

REALISASI PENDAPATAN DAN BELANJA PEMERINTAH DESA, KABUPATEN

Tabel : 14.11 MAJALENGKA PROVINSI JAWA BARAT (ribu rupiah), 2013-2014

Table

**ACTUAL REVENUE AND EXPENDITURE OF VILLAGE GOVERNMENT OF
MAJALENGKA, JAWA BARAT (thousand rupiahs), 2013-2014**

Kabupaten / Regency : Majalengka

Rincian <i>Classification</i>	2013	2014*)
(1)	(2)	(3)
I. PENDAPATAN/ REVENUE	140 036 228	156 169 836
1. Pendapatan Asli Daerah <i>Original Local Government Revenue</i>	46 962 909	45 528 169
2. Bagi Hasil Pajak <i>Tax Share</i>	607 498	600 549
3. Bagi Hasil Retribusi <i>Retribution Share</i>	15 209	268 687
4. Alokasi Dana Desa <i>Village Allocation Fund</i>	38 757 447	38 780 885
5. Bantuan Keuangan <i>Financial Assistance</i>	49 823 804	69 413 464
6. Hibah <i>Grant</i>	2 335 790	0
7. Sumbangan dari Pihak Ketiga <i>Donation from Third Parties</i>	1 533 571	1 578 082
II. BELANJA/ EXPENDITURE	139 970 025	157 080 416
1. Belanja Pegawai <i>Personnel Expenditure</i>	42 501 663	34 988 667
2. Belanja Barang dan Jasa <i>Goods and Services Expenditure</i>	23 812 981	26 648 170
3. Belanja Modal <i>Capital Expenditure</i>	58 630 806	80 951 411
4. Belanja Subsidi <i>Subsidies Expenditure</i>	2 105 708	2 147 631
5. Belanja Hibah <i>Grants Expenditure</i>	1 356 324	1 699 205
6. Belanja Bantuan Sosial <i>Social Assistance Expenditure</i>	6 828 686	3 500 238
7. Belanja Bantuan Keuangan <i>Financial Assistance Expenditure</i>	2 015 820	3 908 396
8. Belanja Tak Terduga <i>Unpredicted Expenditure</i>	2 718 037	3 236 698

*) APB Desa

REALISASI PENDAPATAN DAN BELANJA PEMERINTAH DESA, KABUPATEN

Tabel : 14.12 SUMEDANG PROVINSI JAWA BARAT (ribu rupiah), 2013-2014

Table

**ACTUAL REVENUE AND EXPENDITURE OF VILLAGE GOVERNMENT OF
SUMEDANG, JAWA BARAT (thousand rupiahs), 2013-2014**

Kabupaten / Regency : Sumedang

Rincian <i>Classification</i>	2013	2014*)
(1)	(2)	(3)
I. PENDAPATAN/ REVENUE	111 067 059	148 310 215
1. Pendapatan Asli Daerah <i>Original Local Government Revenue</i>	28 876 225	37 790 943
2. Bagi Hasil Pajak <i>Tax Share</i>	4 409 276	4 692 225
3. Bagi Hasil Retribusi <i>Retribution Share</i>	230 623	297 461
4. Alokasi Dana Desa <i>Village Allocation Fund</i>	15 157 979	19 390 425
5. Bantuan Keuangan <i>Financial Assistance</i>	57 567 281	73 334 027
6. Hibah <i>Grant</i>	4 024 002	12 003 461
7. Sumbangan dari Pihak Ketiga <i>Donation from Third Parties</i>	801 673	801 673
II. BELANJA/ EXPENDITURE	109 215 555	146 014 377
1. Belanja Pegawai <i>Personnel Expenditure</i>	27 841 001	30 055 274
2. Belanja Barang dan Jasa <i>Goods and Services Expenditure</i>	13 449 465	23 287 610
3. Belanja Modal <i>Capital Expenditure</i>	54 535 920	67 188 336
4. Belanja Subsidi <i>Subsidies Expenditure</i>	58 387	463 315
5. Belanja Hibah <i>Grants Expenditure</i>	4 462 922	6 037 661
6. Belanja Bantuan Sosial <i>Social Assistance Expenditure</i>	2 085 556	2 916 331
7. Belanja Bantuan Keuangan <i>Financial Assistance Expenditure</i>	6 103 290	14 438 621
8. Belanja Tak Terduga <i>Unpredicted Expenditure</i>	679 014	1 627 229

*) APB Desa

REALISASI PENDAPATAN DAN BELANJA PEMERINTAH DESA, KABUPATEN

Tabel : 14.13 INDRAMAYU PROVINSI JAWA BARAT (ribu rupiah), 2013-2014

Table

**ACTUAL REVENUE AND EXPENDITURE OF VILLAGE GOVERNMENT OF
INDRAMAYU, JAWA BARAT (thousand rupiahs), 2013-2014**

Kabupaten / Regency : Indramayu

Rincian <i>Classification</i>	2013	2014*)
(1)	(2)	(3)
I. PENDAPATAN/ REVENUE	157 462 749	175 677 271
1. Pendapatan Asli Daerah <i>Original Local Government Revenue</i>	71 697 108	81 381 375
2. Bagi Hasil Pajak <i>Tax Share</i>	686 912	612 453
3. Bagi Hasil Retribusi <i>Retribution Share</i>	379 015	294 015
4. Alokasi Dana Desa <i>Village Allocation Fund</i>	33 491 951	34 868 734
5. Bantuan Keuangan <i>Financial Assistance</i>	47 218 213	53 250 942
6. Hibah <i>Grant</i>	3 884 520	5 155 013
7. Sumbangan dari Pihak Ketiga <i>Donation from Third Parties</i>	105 030	114 739
II. BELANJA/ EXPENDITURE	155 412 661	173 625 197
1. Belanja Pegawai <i>Personnel Expenditure</i>	79 436 098	86 794 316
2. Belanja Barang dan Jasa <i>Goods and Services Expenditure</i>	31 033 559	34 996 210
3. Belanja Modal <i>Capital Expenditure</i>	17 974 756	21 530 074
4. Belanja Subsidi <i>Subsidies Expenditure</i>	902 617	772 283
5. Belanja Hibah <i>Grants Expenditure</i>	2 733 587	2 834 935
6. Belanja Bantuan Sosial <i>Social Assistance Expenditure</i>	6 777 842	9 175 026
7. Belanja Bantuan Keuangan <i>Financial Assistance Expenditure</i>	14 134 835	14 503 223
8. Belanja Tak Terduga <i>Unpredicted Expenditure</i>	2 419 367	3 019 130

*) APB Desa

REALISASI PENDAPATAN DAN BELANJA PEMERINTAH DESA, KABUPATEN

Tabel : 14.14 SUBANG PROVINSI JAWA BARAT (ribu rupiah), 2013-2014

Table

**ACTUAL REVENUE AND EXPENDITURE OF VILLAGE GOVERNMENT OF SUBANG,
JAWA BARAT (thousand rupiahs), 2013-2014**

Kabupaten / Regency : Subang

Rincian <i>Classification</i>	2013	2014*)
(1)	(2)	(3)
I. PENDAPATAN/ REVENUE	159 398 769	185 817 793
1. Pendapatan Asli Daerah <i>Original Local Government Revenue</i>	48 535 645	47 990 218
2. Bagi Hasil Pajak <i>Tax Share</i>	1 293 354	1 353 928
3. Bagi Hasil Retribusi <i>Retribution Share</i>	0	0
4. Alokasi Dana Desa <i>Village Allocation Fund</i>	35 498 862	36 571 106
5. Bantuan Keuangan <i>Financial Assistance</i>	66 436 783	93 082 686
6. Hibah <i>Grant</i>	5 578 798	3 579 727
7. Sumbangan dari Pihak Ketiga <i>Donation from Third Parties</i>	2 055 327	3 240 128
II. BELANJA/ EXPENDITURE	158 976 567	186 083 204
1. Belanja Pegawai <i>Personnel Expenditure</i>	47 698 897	48 827 723
2. Belanja Barang dan Jasa <i>Goods and Services Expenditure</i>	12 107 941	12 348 078
3. Belanja Modal <i>Capital Expenditure</i>	66 023 625	87 223 898
4. Belanja Subsidi <i>Subsidies Expenditure</i>	1 614 988	891 520
5. Belanja Hibah <i>Grants Expenditure</i>	2 576 799	1 330 922
6. Belanja Bantuan Sosial <i>Social Assistance Expenditure</i>	19 237 029	21 163 506
7. Belanja Bantuan Keuangan <i>Financial Assistance Expenditure</i>	5 252 547	10 455 558
8. Belanja Tak Terduga <i>Unpredicted Expenditure</i>	4 464 741	3 841 999

*) APB Desa

REALISASI PENDAPATAN DAN BELANJA PEMERINTAH DESA, KABUPATEN

Tabel : 14.15 PURWAKARTA PROVINSI JAWA BARAT (ribu rupiah), 2013-2014

Table

**ACTUAL REVENUE AND EXPENDITURE OF VILLAGE GOVERNMENT OF
PURWAKARTA, JAWA BARAT (thousand rupiahs), 2013-2014**

Kabupaten / Regency : Purwakarta

Rincian <i>Classification</i>	2013	2014*)
(1)	(2)	(3)
I. PENDAPATAN/ REVENUE	87 409 409	81 427 426
1. Pendapatan Asli Daerah <i>Original Local Government Revenue</i>	9 075 467	8 295 145
2. Bagi Hasil Pajak <i>Tax Share</i>	10 320 591	13 147 650
3. Bagi Hasil Retribusi <i>Retribution Share</i>	0	0
4. Alokasi Dana Desa <i>Village Allocation Fund</i>	7 551 219	8 478 791
5. Bantuan Keuangan <i>Financial Assistance</i>	26 261 977	32 275 951
6. Hibah <i>Grant</i>	33 931 041	16 772 544
7. Sumbangan dari Pihak Ketiga <i>Donation from Third Parties</i>	269 114	2 457 345
II. BELANJA/ EXPENDITURE	87 409 409	81 427 426
1. Belanja Pegawai <i>Personnel Expenditure</i>	22 807 251	29 537 605
2. Belanja Barang dan Jasa <i>Goods and Services Expenditure</i>	6 866 601	10 731 749
3. Belanja Modal <i>Capital Expenditure</i>	26 508 863	18 361 757
4. Belanja Subsidi <i>Subsidies Expenditure</i>	540 529	502 597
5. Belanja Hibah <i>Grants Expenditure</i>	14 547 226	6 409 361
6. Belanja Bantuan Sosial <i>Social Assistance Expenditure</i>	3 711 255	10 864 315
7. Belanja Bantuan Keuangan <i>Financial Assistance Expenditure</i>	10 695 244	4 480 524
8. Belanja Tak Terduga <i>Unpredicted Expenditure</i>	1 732 440	539 518

*) APB Desa

REALISASI PENDAPATAN DAN BELANJA PEMERINTAH DESA, KABUPATEN

Tabel : 14.16 KARAWANG PROVINSI JAWA BARAT (ribu rupiah), 2013-2014

Table

**ACTUAL REVENUE AND EXPENDITURE OF VILLAGE GOVERNMENT OF
KARAWANG, JAWA BARAT (thousand rupiahs), 2013-2014**

Kabupaten / Regency : Karawang

Rincian <i>Classification</i>	2013	2014*)
(1)	(2)	(3)
I. PENDAPATAN/ REVENUE	191 831 056	200 280 998
1. Pendapatan Asli Daerah <i>Original Local Government Revenue</i>	38 073 687	41 793 570
2. Bagi Hasil Pajak <i>Tax Share</i>	1 253 616	1 447 800
3. Bagi Hasil Retribusi <i>Retribution Share</i>	960 157	38 963
4. Alokasi Dana Desa <i>Village Allocation Fund</i>	39 547 325	42 245 074
5. Bantuan Keuangan <i>Financial Assistance</i>	102 734 291	106 058 835
6. Hibah <i>Grant</i>	7 386 705	7 411 474
7. Sumbangan dari Pihak Ketiga <i>Donation from Third Parties</i>	1 875 275	1 285 282
II. BELANJA/ EXPENDITURE	182 639 617	186 696 092
1. Belanja Pegawai <i>Personnel Expenditure</i>	73 509 639	76 563 633
2. Belanja Barang dan Jasa <i>Goods and Services Expenditure</i>	27 143 728	29 570 190
3. Belanja Modal <i>Capital Expenditure</i>	67 644 617	63 036 090
4. Belanja Subsidi <i>Subsidies Expenditure</i>	575 380	913 430
5. Belanja Hibah <i>Grants Expenditure</i>	2 687 152	3 795 725
6. Belanja Bantuan Sosial <i>Social Assistance Expenditure</i>	1 764 720	2 369 319
7. Belanja Bantuan Keuangan <i>Financial Assistance Expenditure</i>	6 373 001	8 665 974
8. Belanja Tak Terduga <i>Unpredicted Expenditure</i>	2 941 380	1 781 731

*) APB Desa

REALISASI PENDAPATAN DAN BELANJA PEMERINTAH DESA, KABUPATEN

Tabel : 14.17 BEKASI PROVINSI JAWA BARAT (ribu rupiah), 2013-2014

Table

**ACTUAL REVENUE AND EXPENDITURE OF VILLAGE GOVERNMENT OF BEKASI,
JAWA BARAT (thousand rupiahs), 2013-2014**

Kabupaten / Regency : Bekasi

Rincian <i>Classification</i>	2013	2014*)
(1)	(2)	(3)
I. PENDAPATAN/ REVENUE	153 421 778	160 705 416
1. Pendapatan Asli Daerah <i>Original Local Government Revenue</i>	16 443 459	17 373 706
2. Bagi Hasil Pajak <i>Tax Share</i>	60 454 291	68 060 059
3. Bagi Hasil Retribusi <i>Retribution Share</i>	10 590 523	13 016 276
4. Alokasi Dana Desa <i>Village Allocation Fund</i>	35 134 178	33 566 135
5. Bantuan Keuangan <i>Financial Assistance</i>	29 574 631	26 334 040
6. Hibah <i>Grant</i>	1 207 795	2 355 133
7. Sumbangan dari Pihak Ketiga <i>Donation from Third Parties</i>	16 901	67
II. BELANJA/ EXPENDITURE	141 262 618	150 481 530
1. Belanja Pegawai <i>Personnel Expenditure</i>	67 224 220	68 989 388
2. Belanja Barang dan Jasa <i>Goods and Services Expenditure</i>	29 515 966	30 038 852
3. Belanja Modal <i>Capital Expenditure</i>	21 554 026	16 638 884
4. Belanja Subsidi <i>Subsidies Expenditure</i>	142 892	142 892
5. Belanja Hibah <i>Grants Expenditure</i>	1 004 573	2 861 725
6. Belanja Bantuan Sosial <i>Social Assistance Expenditure</i>	5 386 655	7 499 991
7. Belanja Bantuan Keuangan <i>Financial Assistance Expenditure</i>	4 548 122	7 758 050
8. Belanja Tak Terduga <i>Unpredicted Expenditure</i>	11 886 164	16 551 748

*) APB Desa

REALISASI PENDAPATAN DAN BELANJA PEMERINTAH DESA, KABUPATEN

Tabel : 14.18 BANDUNG BARAT PROVINSI JAWA BARAT (ribu rupiah), 2013-2014

Table

ACTUAL REVENUE AND EXPENDITURE OF VILLAGE GOVERNMENT OF BANDUNG BARAT, JAWA BARAT (thousand rupiahs), 2013-2014

Kabupaten / Regency : Bandung Barat

Rincian <i>Classification</i>	2013	2014*)
(1)	(2)	(3)
I. PENDAPATAN/ REVENUE	144 054 117	169 754 627
1. Pendapatan Asli Daerah <i>Original Local Government Revenue</i>	19 739 039	22 445 310
2. Bagi Hasil Pajak <i>Tax Share</i>	24 474	26 792
3. Bagi Hasil Retribusi <i>Retribution Share</i>	1 516 365	1 920 240
4. Alokasi Dana Desa <i>Village Allocation Fund</i>	33 038 277	36 070 188
5. Bantuan Keuangan <i>Financial Assistance</i>	79 929 520	101 034 901
6. Hibah <i>Grant</i>	9 737 280	8 194 888
7. Sumbangan dari Pihak Ketiga <i>Donation from Third Parties</i>	69 162	62 308
II. BELANJA/ EXPENDITURE	141 814 034	169 426 791
1. Belanja Pegawai <i>Personnel Expenditure</i>	29 626 256	34 999 188
2. Belanja Barang dan Jasa <i>Goods and Services Expenditure</i>	8 743 988	11 496 548
3. Belanja Modal <i>Capital Expenditure</i>	56 238 490	68 343 120
4. Belanja Subsidi <i>Subsidies Expenditure</i>	5 431 900	5 934 275
5. Belanja Hibah <i>Grants Expenditure</i>	13 349 802	23 065 327
6. Belanja Bantuan Sosial <i>Social Assistance Expenditure</i>	3 662 666	5 370 739
7. Belanja Bantuan Keuangan <i>Financial Assistance Expenditure</i>	15 866 333	14 890 891
8. Belanja Tak Terduga <i>Unpredicted Expenditure</i>	8 894 599	5 326 703

*) APB Desa

REALISASI PENDAPATAN DAN BELANJA PEMERINTAH DESA, KOTA BANJAR

Tabel : 14.19 PROVINSI JAWA BARAT (ribu rupiah), 2013-2014

Table

**ACTUAL REVENUE AND EXPENDITURE OF VILLAGE GOVERNMENT OF BANJAR,
JAWA BARAT (thousand rupiahs), 2013-2014**

Kota / Municipality : Banjar

Rincian <i>Classification</i>	2013	2014*)
(1)	(2)	(3)
I. PENDAPATAN/ REVENUE	22 855 808	24 664 707
1. Pendapatan Asli Daerah <i>Original Local Government Revenue</i>	3 388 331	3 594 331
2. Bagi Hasil Pajak <i>Tax Share</i>	49 500	5 500
3. Bagi Hasil Retribusi <i>Retribution Share</i>	10 982	39 233
4. Alokasi Dana Desa <i>Village Allocation Fund</i>	13 851 684	18 044 935
5. Bantuan Keuangan <i>Financial Assistance</i>	5 457 242	2 967 500
6. Hibah <i>Grant</i>	83 333	0
7. Sumbangan dari Pihak Ketiga <i>Donation from Third Parties</i>	14 736	13 208
II. BELANJA/ EXPENDITURE	23 001 388	25 124 540
1. Belanja Pegawai <i>Personnel Expenditure</i>	4 984 497	6 845 207
2. Belanja Barang dan Jasa <i>Goods and Services Expenditure</i>	1 891 249	2 414 428
3. Belanja Modal <i>Capital Expenditure</i>	10 999 094	10 283 317
4. Belanja Subsidi <i>Subsidies Expenditure</i>	0	0
5. Belanja Hibah <i>Grants Expenditure</i>	1 240 391	843 425
6. Belanja Bantuan Sosial <i>Social Assistance Expenditure</i>	1 940 333	2 558 166
7. Belanja Bantuan Keuangan <i>Financial Assistance Expenditure</i>	1 756 936	2 086 409
8. Belanja Tak Terduga <i>Unpredicted Expenditure</i>	188 888	93 588

*) APB Desa

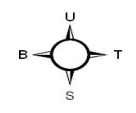
Gambar

..... : 12

Figure

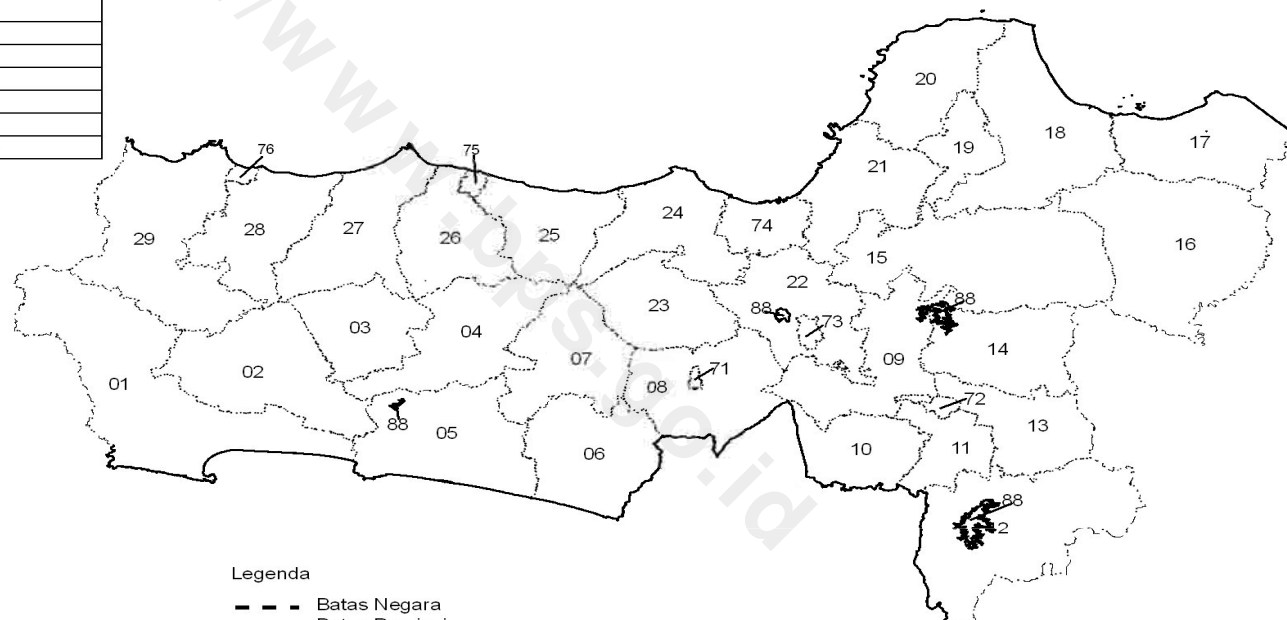
Peta Indeks Provinsi Jawa Tengah menurut Kabupaten/Kota

Index Map of Jawa Tengah Province by Regency/Municipality



KODE	NAMA KABUPATEN/KOTA
01	CILACAP
02	BAN YU MAS
03	PURBALINGGA
04	BANJARNEGARA
05	KEBUMEN
06	PURWOREJO
07	WONOSOBO
08	MAGELANG
09	BOYOLALI
10	KLATEN
11	SUKOHARJO
12	WONOGIRI
13	KARANGANYAR
14	SRAGEN
15	GROBOGAN
16	BLORA
17	REMBANG
18	PATI
19	KUDUS
20	JEPARA
21	DEMAK
22	SEMARANG
23	TEMANGGUNG
24	KENDAL
25	BATANG
26	PEKALONGAN
27	PEMALANG
28	TEGAL
29	BREBES

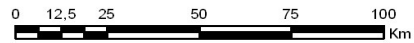
KODE	NAMA KABUPATEN/KOTA
71	MAGELANG
72	SURABAYA
73	SALATIGA
74	SEMARANG
75	PEKALONGAN
76	TEGAL
88	DANAU/WADUK



Legenda

- Batas Negara
- Batas Provinsi
- Batas Kabupaten
- Batas Kecamatan
- Batas Desa
- Garis Pantai / Batas Perairan

Sumber :
Peta Digital Batas Wilayah dari Bakosurtanal, Tahun 2008
(Diedit BPS Tahun 2010)



**REALISASI PENDAPATAN DAN BELANJA PEMERINTAH DESA SELURUH PROVINSI
JAWA TENGAH (ribu rupiah), 2013-2014**
**ACTUAL REVENUE AND EXPENDITURE OF VILLAGE GOVERNMENT THROUGHOUT
JAWA TENGAH PROVINCE (thousand rupiahs), 2013-2014**

Tabel : 15
Table

Kabupaten/Kota <i>Regency/Municipality</i>	2013		2014*)	
	Pendapatan <i>Revenue</i>	Belanja <i>Expenditure</i>	Pendapatan <i>Revenue</i>	Belanja <i>Expenditure</i>
(1)	(2)	(3)	(4)	(5)
01 Cilacap	178 570 551	178 469 070	200 716 327	199 021 135
02 Banyumas	116 864 559	110 693 983	125 400 637	120 700 418
03 Purbalingga	135 432 678	129 898 597	148 738 962	141 338 811
04 Banjarnegara	114 163 270	116 545 035	121 920 226	123 340 747
05 Kebumen	120 335 507	120 170 157	135 076 580	135 605 371
06 Purworejo	86 556 296	91 554 061	129 455 808	129 667 396
07 Wonosobo	73 953 554	73 503 948	87 809 344	87 278 061
08 Magelang	90 476 529	92 060 695	114 356 678	113 528 631
09 Boyolali	109 459 572	109 031 399	130 492 145	132 101 423
10 Klaten	160 023 010	156 161 523	182 301 366	179 838 569
11 Sukoharjo	83 353 595	79 739 323	92 211 301	91 166 191
12 Wonogiri	77 845 146	78 604 957	120 409 569	121 514 517
13 Karanganyar	72 152 857	70 611 721	93 278 716	91 192 272
14 Sragen	149 969 578	146 069 894	157 007 914	153 523 500
15 Grobogan	162 195 368	162 713 538	216 713 684	217 124 829
16 Blora	108 481 552	108 481 552	115 378 893	114 833 576
17 Rembang	102 681 035	102 006 891	93 954 940	93 289 122
18 Pati	255 004 300	255 413 946	261 319 367	261 862 652
19 Kudus	83 292 293	82 444 094	84 887 627	83 141 114
20 Jepara	92 522 836	92 625 137	107 774 236	108 317 602
21 Demak	203 170 211	194 663 478	206 200 383	203 121 141
22 Semarang	79 805 107	78 523 842	97 881 978	96 642 097
23 Temanggung	71 351 386	69 867 087	80 869 296	80 136 331
24 Kendal	100 308 020	100 821 379	125 012 508	124 761 885
25 Batang	78 759 086	74 658 227	98 238 502	98 265 277
26 Pekalongan	80 872 822	80 959 544	86 329 059	85 857 141
27 Pemalang	87 797 180	88 490 619	103 187 779	103 434 601
28 Tegal	124 142 724	114 428 270	147 122 332	144 955 023
29 Brebes	94 408 598	94 536 731	107 527 361	104 790 037
JAWA TENGAH	3 293 949 220	3 253 748 698	3 771 573 518	3 740 349 470

*) APB Desa

Tabel : 15.1 REALISASI PENDAPATAN DAN BELANJA SELURUH PEMERINTAH DESA DI
Table : 15.1 PROVINSI JAWA TENGAH (ribu rupiah), 2013-2014
ACTUAL REVENUE AND EXPENDITURE OF VILLAGE GOVERNMENT THROUGHOUT
JAWA TENGAH PROVINCE (thousand rupiahs), 2013-2014

Rincian <i>Classification</i>	2013	2014*)
(1)	(2)	(3)
I. PENDAPATAN/REVENUE	3 293 949 220	3 771 573 518
1. Pendapatan Asli Daerah <i>Original Local Government Revenue</i>	1 182 560 188	1 227 225 919
2. Bagi Hasil Pajak <i>Tax Share</i>	39 577 499	39 026 415
3. Bagi Hasil Retribusi <i>Retribution Share</i>	12 960 454	13 928 320
4. Alokasi Dana Desa <i>Village Allocation Fund</i>	670 792 259	722 861 260
5. Bantuan Keuangan <i>Financial Assistance</i>	1 269 071 115	1 662 299 974
6. Hibah <i>Grant</i>	74 525 120	88 488 473
7. Sumbangan dari Pihak Ketiga <i>Donation from Third Parties</i>	44 462 585	17 743 157
II. BELANJA/EXPENDITURE	3 253 748 698	3 740 349 470
1. Belanja Pegawai <i>Personnel Expenditure</i>	1 376 257 985	1 485 694 250
2. Belanja Barang dan Jasa <i>Goods and Services Expenditure</i>	360 339 433	427 275 979
3. Belanja Modal <i>Capital Expenditure</i>	928 264 924	1 214 084 807
4. Belanja Subsidi <i>Subsidies Expenditure</i>	42 168 092	41 038 156
5. Belanja Hibah <i>Grants Expenditure</i>	85 878 321	97 934 141
6. Belanja Bantuan Sosial <i>Social Assistance Expenditure</i>	87 028 424	89 733 847
7. Belanja Bantuan Keuangan <i>Financial Assistance Expenditure</i>	333 637 488	345 257 457
8. Belanja Tak Terduga <i>Unpredicted Expenditure</i>	40 174 031	39 330 833

*) APB Desa

REALISASI PENDAPATAN DAN BELANJA PEMERINTAH DESA, KABUPATEN

Tabel : 15.2 CILACAP PROVINSI JAWA TENGAH (ribu rupiah), 2013-2014

Table

**ACTUAL REVENUE AND EXPENDITURE OF VILLAGE GOVERNMENT OF CILACAP,
JAWA TENGAH (thousand rupiahs), 2013-2014**

Kabupaten / Regency : Cilacap

Rincian <i>Classification</i>	2013	2014*)
(1)	(2)	(3)
I. PENDAPATAN/ REVENUE	178 570 551	200 716 327
1. Pendapatan Asli Daerah <i>Original Local Government Revenue</i>	72 284 204	74 162 225
2. Bagi Hasil Pajak <i>Tax Share</i>	6 742 742	7 302 577
3. Bagi Hasil Retribusi <i>Retribution Share</i>	151 190	121 303
4. Alokasi Dana Desa <i>Village Allocation Fund</i>	44 897 069	47 538 723
5. Bantuan Keuangan <i>Financial Assistance</i>	51 587 310	69 300 073
6. Hibah <i>Grant</i>	347 478	400 565
7. Sumbangan dari Pihak Ketiga <i>Donation from Third Parties</i>	2 560 558	1 890 861
II. BELANJA/ EXPENDITURE	178 469 070	199 021 135
1. Belanja Pegawai <i>Personnel Expenditure</i>	99 680 813	109 939 351
2. Belanja Barang dan Jasa <i>Goods and Services Expenditure</i>	26 034 900	33 311 162
3. Belanja Modal <i>Capital Expenditure</i>	20 741 500	22 431 130
4. Belanja Subsidi <i>Subsidies Expenditure</i>	784 369	803 708
5. Belanja Hibah <i>Grants Expenditure</i>	23 650 674	22 978 306
6. Belanja Bantuan Sosial <i>Social Assistance Expenditure</i>	5 532 767	7 375 541
7. Belanja Bantuan Keuangan <i>Financial Assistance Expenditure</i>	1 104 870	1 738 588
8. Belanja Tak Terduga <i>Unpredicted Expenditure</i>	939 177	443 349

*) APB Desa

REALISASI PENDAPATAN DAN BELANJA PEMERINTAH DESA, KABUPATEN

Tabel : 15.3 BANYUMAS PROVINSI JAWA TENGAH (ribu rupiah), 2013-2014

Table

**ACTUAL REVENUE AND EXPENDITURE OF VILLAGE GOVERNMENT OF
BANYUMAS, JAWA TENGAH (thousand rupiahs), 2013-2014**

Kabupaten / Regency : Banyumas

Rincian <i>Classification</i>	2013	2014*)
(1)	(2)	(3)
I. PENDAPATAN/ REVENUE	116 864 559	125 400 637
1. Pendapatan Asli Daerah <i>Original Local Government Revenue</i>	43 672 650	44 043 684
2. Bagi Hasil Pajak <i>Tax Share</i>	1 565 815	1 520 131
3. Bagi Hasil Retribusi <i>Retribution Share</i>	820 866	909 790
4. Alokasi Dana Desa <i>Village Allocation Fund</i>	25 424 165	25 934 431
5. Bantuan Keuangan <i>Financial Assistance</i>	42 696 169	50 494 122
6. Hibah <i>Grant</i>	1 412 483	1 479 688
7. Sumbangan dari Pihak Ketiga <i>Donation from Third Parties</i>	1 272 411	1 018 791
II. BELANJA/ EXPENDITURE	110 693 983	120 700 418
1. Belanja Pegawai <i>Personnel Expenditure</i>	52 452 411	55 434 841
2. Belanja Barang dan Jasa <i>Goods and Services Expenditure</i>	18 072 243	25 392 203
3. Belanja Modal <i>Capital Expenditure</i>	5 912 066	6 733 373
4. Belanja Subsidi <i>Subsidies Expenditure</i>	2 837 452	1 575 200
5. Belanja Hibah <i>Grants Expenditure</i>	1 747 426	1 836 305
6. Belanja Bantuan Sosial <i>Social Assistance Expenditure</i>	3 386 783	5 989 171
7. Belanja Bantuan Keuangan <i>Financial Assistance Expenditure</i>	25 391 476	22 813 358
8. Belanja Tak Terduga <i>Unpredicted Expenditure</i>	894 126	925 967

*) APB Desa

REALISASI PENDAPATAN DAN BELANJA PEMERINTAH DESA, KABUPATEN

Tabel : 15.4 PURBALINGGA PROVINSI JAWA TENGAH (ribu rupiah), 2013-2014

Table

**ACTUAL REVENUE AND EXPENDITURE OF VILLAGE GOVERNMENT OF
PURBALINGGA, JAWA TENGAH (thousand rupiahs), 2013-2014**

Kabupaten / Regency : Purbalingga

Rincian <i>Classification</i>	2013	2014*)
(1)	(2)	(3)
I. PENDAPATAN/ REVENUE	135 432 678	148 738 962
1. Pendapatan Asli Daerah <i>Original Local Government Revenue</i>	31 135 506	27 618 358
2. Bagi Hasil Pajak <i>Tax Share</i>	247 629	98 968
3. Bagi Hasil Retribusi <i>Retribution Share</i>	398 607	450 639
4. Alokasi Dana Desa <i>Village Allocation Fund</i>	28 937 427	29 049 034
5. Bantuan Keuangan <i>Financial Assistance</i>	62 619 923	72 106 378
6. Hibah <i>Grant</i>	8 552 387	18 403 553
7. Sumbangan dari Pihak Ketiga <i>Donation from Third Parties</i>	3 541 199	1 012 032
II. BELANJA/ EXPENDITURE	129 898 597	141 338 811
1. Belanja Pegawai <i>Personnel Expenditure</i>	34 504 151	36 203 097
2. Belanja Barang dan Jasa <i>Goods and Services Expenditure</i>	17 130 838	17 794 864
3. Belanja Modal <i>Capital Expenditure</i>	60 952 026	70 005 871
4. Belanja Subsidi <i>Subsidies Expenditure</i>	2 306 420	3 681 138
5. Belanja Hibah <i>Grants Expenditure</i>	4 239 874	773 635
6. Belanja Bantuan Sosial <i>Social Assistance Expenditure</i>	4 791 395	5 461 779
7. Belanja Bantuan Keuangan <i>Financial Assistance Expenditure</i>	4 052 958	4 594 224
8. Belanja Tak Terduga <i>Unpredicted Expenditure</i>	1 920 935	2 824 203

*) APB Desa

REALISASI PENDAPATAN DAN BELANJA PEMERINTAH DESA, KABUPATEN

Tabel : 15.5 BANJARNEGARA PROVINSI JAWA TENGAH (ribu rupiah), 2013-2014
Table

**ACTUAL REVENUE AND EXPENDITURE OF VILLAGE GOVERNMENT OF
 BANJARNEGARA, JAWA TENGAH (thousand rupiahs), 2013-2014**

Kabupaten / Regency : Banjarnegara

Rincian <i>Classification</i>	2013	2014*)
(1)	(2)	(3)
I. PENDAPATAN/ REVENUE	114 163 270	121 920 226
1. Pendapatan Asli Daerah <i>Original Local Government Revenue</i>	31 840 457	30 583 010
2. Bagi Hasil Pajak <i>Tax Share</i>	1 281 416	1 413 898
3. Bagi Hasil Retribusi <i>Retribution Share</i>	445 572	476 829
4. Alokasi Dana Desa <i>Village Allocation Fund</i>	17 637 106	16 665 267
5. Bantuan Keuangan <i>Financial Assistance</i>	56 066 944	61 722 559
6. Hibah <i>Grant</i>	4 870 755	9 969 355
7. Sumbangan dari Pihak Ketiga <i>Donation from Third Parties</i>	2 021 020	1 089 308
II. BELANJA/ EXPENDITURE	116 545 035	123 340 747
1. Belanja Pegawai <i>Personnel Expenditure</i>	33 732 233	34 367 008
2. Belanja Barang dan Jasa <i>Goods and Services Expenditure</i>	26 805 585	32 187 161
3. Belanja Modal <i>Capital Expenditure</i>	27 754 982	38 120 965
4. Belanja Subsidi <i>Subsidies Expenditure</i>	1 529 948	1 544 400
5. Belanja Hibah <i>Grants Expenditure</i>	2 415 742	2 292 507
6. Belanja Bantuan Sosial <i>Social Assistance Expenditure</i>	8 192 141	8 284 833
7. Belanja Bantuan Keuangan <i>Financial Assistance Expenditure</i>	12 141 981	4 967 385
8. Belanja Tak Terduga <i>Unpredicted Expenditure</i>	3 972 423	1 576 488

*) APB Desa

REALISASI PENDAPATAN DAN BELANJA PEMERINTAH DESA, KABUPATEN

Tabel : 15.6 KEBUMEN PROVINSI JAWA TENGAH (ribu rupiah), 2013-2014

Table

**ACTUAL REVENUE AND EXPENDITURE OF VILLAGE GOVERNMENT OF KEBUMEN,
JAWA TENGAH (thousand rupiahs), 2013-2014**

Kabupaten / Regency : Kebumen

Rincian <i>Classification</i>	2013	2014*)
(1)	(2)	(3)
I. PENDAPATAN/ REVENUE	120 335 507	135 076 580
1. Pendapatan Asli Daerah <i>Original Local Government Revenue</i>	32 858 008	37 521 731
2. Bagi Hasil Pajak <i>Tax Share</i>	1 937 123	1 936 800
3. Bagi Hasil Retribusi <i>Retribution Share</i>	217 422	255 442
4. Alokasi Dana Desa <i>Village Allocation Fund</i>	26 288 582	30 499 160
5. Bantuan Keuangan <i>Financial Assistance</i>	45 485 466	63 138 081
6. Hibah <i>Grant</i>	12 323 236	606 177
7. Sumbangan dari Pihak Ketiga <i>Donation from Third Parties</i>	1 225 670	1 119 189
II. BELANJA/ EXPENDITURE	120 170 157	135 605 371
1. Belanja Pegawai <i>Personnel Expenditure</i>	50 649 128	54 163 892
2. Belanja Barang dan Jasa <i>Goods and Services Expenditure</i>	11 944 565	14 490 011
3. Belanja Modal <i>Capital Expenditure</i>	32 952 776	35 207 244
4. Belanja Subsidi <i>Subsidies Expenditure</i>	1 882 669	1 897 620
5. Belanja Hibah <i>Grants Expenditure</i>	604 925	2 276 881
6. Belanja Bantuan Sosial <i>Social Assistance Expenditure</i>	6 454 551	1 382 080
7. Belanja Bantuan Keuangan <i>Financial Assistance Expenditure</i>	11 595 456	22 530 896
8. Belanja Tak Terduga <i>Unpredicted Expenditure</i>	4 086 087	3 656 747

*) APB Desa

REALISASI PENDAPATAN DAN BELANJA PEMERINTAH DESA, KABUPATEN

Tabel : 15.7 PURWOREJO PROVINSI JAWA TENGAH (ribu rupiah), 2013-2014

Table

**ACTUAL REVENUE AND EXPENDITURE OF VILLAGE GOVERNMENT OF
PURWOREJO, JAWA TENGAH (thousand rupiahs), 2013-2014**

Kabupaten / Regency : Purworejo

Rincian <i>Classification</i>	2013	2014*)
(1)	(2)	(3)
I. PENDAPATAN/ REVENUE	86 556 296	129 455 808
1. Pendapatan Asli Daerah <i>Original Local Government Revenue</i>	29 380 269	29 108 697
2. Bagi Hasil Pajak <i>Tax Share</i>	1 289 446	2 491 511
3. Bagi Hasil Retribusi <i>Retribution Share</i>	760 999	1 600 176
4. Alokasi Dana Desa <i>Village Allocation Fund</i>	27 759 712	38 400 882
5. Bantuan Keuangan <i>Financial Assistance</i>	26 367 155	57 373 264
6. Hibah <i>Grant</i>	0	0
7. Sumbangan dari Pihak Ketiga <i>Donation from Third Parties</i>	998 715	481 278
II. BELANJA/ EXPENDITURE	91 554 061	129 667 396
1. Belanja Pegawai <i>Personnel Expenditure</i>	47 178 820	55 117 128
2. Belanja Barang dan Jasa <i>Goods and Services Expenditure</i>	10 811 687	12 568 686
3. Belanja Modal <i>Capital Expenditure</i>	20 525 743	44 208 030
4. Belanja Subsidi <i>Subsidies Expenditure</i>	632 192	0
5. Belanja Hibah <i>Grants Expenditure</i>	812 070	779 177
6. Belanja Bantuan Sosial <i>Social Assistance Expenditure</i>	1 782 397	1 926 068
7. Belanja Bantuan Keuangan <i>Financial Assistance Expenditure</i>	9 070 008	14 110 075
8. Belanja Tak Terduga <i>Unpredicted Expenditure</i>	741 144	958 232

*) APB Desa

REALISASI PENDAPATAN DAN BELANJA PEMERINTAH DESA, KABUPATEN

Tabel : 15.8 WONOSOBO PROVINSI JAWA TENGAH (ribu rupiah), 2013-2014

Table

**ACTUAL REVENUE AND EXPENDITURE OF VILLAGE GOVERNMENT OF
WONOSOBO, JAWA TENGAH (thousand rupiahs), 2013-2014**

Kabupaten / Regency : Wonosobo

Rincian <i>Classification</i>	2013	2014*)
(1)	(2)	(3)
I. PENDAPATAN/ REVENUE	73 953 554	87 809 344
1. Pendapatan Asli Daerah <i>Original Local Government Revenue</i>	22 232 124	24 014 140
2. Bagi Hasil Pajak <i>Tax Share</i>	0	0
3. Bagi Hasil Retribusi <i>Retribution Share</i>	51 663	58 815
4. Alokasi Dana Desa <i>Village Allocation Fund</i>	28 430 160	27 939 559
5. Bantuan Keuangan <i>Financial Assistance</i>	23 118 105	35 795 150
6. Hibah <i>Grant</i>	1 680	1 680
7. Sumbangan dari Pihak Ketiga <i>Donation from Third Parties</i>	119 822	0
II. BELANJA/ EXPENDITURE	73 503 948	87 278 061
1. Belanja Pegawai <i>Personnel Expenditure</i>	37 464 195	39 121 741
2. Belanja Barang dan Jasa <i>Goods and Services Expenditure</i>	15 766 061	16 472 534
3. Belanja Modal <i>Capital Expenditure</i>	17 988 580	29 263 383
4. Belanja Subsidi <i>Subsidies Expenditure</i>	0	0
5. Belanja Hibah <i>Grants Expenditure</i>	886 683	1 001 593
6. Belanja Bantuan Sosial <i>Social Assistance Expenditure</i>	538 866	682 509
7. Belanja Bantuan Keuangan <i>Financial Assistance Expenditure</i>	789 557	712 714
8. Belanja Tak Terduga <i>Unpredicted Expenditure</i>	70 006	23 587

*) APB Desa

REALISASI PENDAPATAN DAN BELANJA PEMERINTAH DESA, KABUPATEN

Tabel : 15.9 MAGELANG PROVINSI JAWA TENGAH (ribu rupiah), 2013-2014

Table

**ACTUAL REVENUE AND EXPENDITURE OF VILLAGE GOVERNMENT OF
MAGELANG, JAWA TENGAH (thousand rupiahs), 2013-2014**

Kabupaten / Regency : Magelang

Rincian <i>Classification</i>	2013	2014*)
(1)	(2)	(3)
I. PENDAPATAN/ REVENUE	90 476 529	114 356 678
1. Pendapatan Asli Daerah <i>Original Local Government Revenue</i>	12 886 515	12 379 388
2. Bagi Hasil Pajak <i>Tax Share</i>	325 216	333 592
3. Bagi Hasil Retribusi <i>Retribution Share</i>	0	0
4. Alokasi Dana Desa <i>Village Allocation Fund</i>	21 490 666	21 277 805
5. Bantuan Keuangan <i>Financial Assistance</i>	55 507 512	77 150 041
6. Hibah <i>Grant</i>	266 620	3 215 852
7. Sumbangan dari Pihak Ketiga <i>Donation from Third Parties</i>	0	0
II. BELANJA/ EXPENDITURE	92 060 695	113 528 631
1. Belanja Pegawai <i>Personnel Expenditure</i>	57 572 230	67 328 968
2. Belanja Barang dan Jasa <i>Goods and Services Expenditure</i>	6 136 553	4 902 365
3. Belanja Modal <i>Capital Expenditure</i>	14 901 042	16 276 282
4. Belanja Subsidi <i>Subsidies Expenditure</i>	669 768	840 929
5. Belanja Hibah <i>Grants Expenditure</i>	6 482 735	11 707 419
6. Belanja Bantuan Sosial <i>Social Assistance Expenditure</i>	810 282	1 587 483
7. Belanja Bantuan Keuangan <i>Financial Assistance Expenditure</i>	4 828 750	9 818 647
8. Belanja Tak Terduga <i>Unpredicted Expenditure</i>	659 335	1 066 538

*) APB Desa

REALISASI PENDAPATAN DAN BELANJA PEMERINTAH DESA, KABUPATEN

Tabel : 15.10 BOYOLALI PROVINSI JAWA TENGAH (ribu rupiah), 2013-2014

Table

**ACTUAL REVENUE AND EXPENDITURE OF VILLAGE GOVERNMENT OF BOYOLALI,
JAWA TENGAH (thousand rupiahs), 2013-2014**

Kabupaten / Regency : Boyolali

Rincian <i>Classification</i>	2013	2014*)
(1)	(2)	(3)
I. PENDAPATAN/ REVENUE	109 459 572	130 492 145
1. Pendapatan Asli Daerah <i>Original Local Government Revenue</i>	36 739 436	36 258 172
2. Bagi Hasil Pajak <i>Tax Share</i>	48 726	48 726
3. Bagi Hasil Retribusi <i>Retribution Share</i>	24 228	24 228
4. Alokasi Dana Desa <i>Village Allocation Fund</i>	37 299 689	43 405 427
5. Bantuan Keuangan <i>Financial Assistance</i>	31 305 725	48 785 583
6. Hibah <i>Grant</i>	1 181 065	1 338 571
7. Sumbangan dari Pihak Ketiga <i>Donation from Third Parties</i>	2 860 703	631 438
II. BELANJA/ EXPENDITURE	109 031 399	132 101 423
1. Belanja Pegawai <i>Personnel Expenditure</i>	57 160 761	65 921 735
2. Belanja Barang dan Jasa <i>Goods and Services Expenditure</i>	8 420 045	9 659 506
3. Belanja Modal <i>Capital Expenditure</i>	22 247 545	35 307 336
4. Belanja Subsidi <i>Subsidies Expenditure</i>	153 937	251 050
5. Belanja Hibah <i>Grants Expenditure</i>	2 324 323	2 215 340
6. Belanja Bantuan Sosial <i>Social Assistance Expenditure</i>	1 218 698	2 349 100
7. Belanja Bantuan Keuangan <i>Financial Assistance Expenditure</i>	17 244 911	16 206 425
8. Belanja Tak Terduga <i>Unpredicted Expenditure</i>	261 179	190 931

*) APB Desa

REALISASI PENDAPATAN DAN BELANJA PEMERINTAH DESA, KABUPATEN

Tabel : 15.11 KLATEN PROVINSI JAWA TENGAH (ribu rupiah), 2013-2014

Table

**ACTUAL REVENUE AND EXPENDITURE OF VILLAGE GOVERNMENT OF KLATEN,
JAWA TENGAH (thousand rupiahs), 2013-2014**

Kabupaten / Regency : Klaten

Rincian <i>Classification</i>	2013	2014*)
(1)	(2)	(3)
I. PENDAPATAN/ REVENUE	160 023 010	182 301 366
1. Pendapatan Asli Daerah <i>Original Local Government Revenue</i>	40 208 332	45 502 198
2. Bagi Hasil Pajak <i>Tax Share</i>	0	0
3. Bagi Hasil Retribusi <i>Retribution Share</i>	0	0
4. Alokasi Dana Desa <i>Village Allocation Fund</i>	10 527 929	14 536 074
5. Bantuan Keuangan <i>Financial Assistance</i>	97 587 913	114 479 679
6. Hibah <i>Grant</i>	4 429 111	4 506 960
7. Sumbangan dari Pihak Ketiga <i>Donation from Third Parties</i>	7 269 725	3 276 455
II. BELANJA/ EXPENDITURE	156 161 523	179 838 569
1. Belanja Pegawai <i>Personnel Expenditure</i>	42 017 879	44 572 969
2. Belanja Barang dan Jasa <i>Goods and Services Expenditure</i>	55 150 385	70 438 456
3. Belanja Modal <i>Capital Expenditure</i>	23 505 776	28 729 556
4. Belanja Subsidi <i>Subsidies Expenditure</i>	141 780	377 654
5. Belanja Hibah <i>Grants Expenditure</i>	928 644	663 962
6. Belanja Bantuan Sosial <i>Social Assistance Expenditure</i>	4 479 934	4 517 739
7. Belanja Bantuan Keuangan <i>Financial Assistance Expenditure</i>	24 667 284	28 807 901
8. Belanja Tak Terduga <i>Unpredicted Expenditure</i>	5 269 841	1 730 332

*) APB Desa

REALISASI PENDAPATAN DAN BELANJA PEMERINTAH DESA, KABUPATEN

Tabel : 15.12 SUKOHARJO PROVINSI JAWA TENGAH (ribu rupiah), 2013-2014

Table

**ACTUAL REVENUE AND EXPENDITURE OF VILLAGE GOVERNMENT OF
SUKOHARJO, JAWA TENGAH (thousand rupiahs), 2013-2014**

Kabupaten / Regency : Sukoharjo

Rincian <i>Classification</i>	2013	2014*)
(1)	(2)	(3)
I. PENDAPATAN/ REVENUE	83 353 595	92 211 301
1. Pendapatan Asli Daerah <i>Original Local Government Revenue</i>	28 966 971	31 710 344
2. Bagi Hasil Pajak <i>Tax Share</i>	12 764	0
3. Bagi Hasil Retribusi <i>Retribution Share</i>	0	0
4. Alokasi Dana Desa <i>Village Allocation Fund</i>	13 021 329	12 720 458
5. Bantuan Keuangan <i>Financial Assistance</i>	39 876 632	47 018 845
6. Hibah <i>Grant</i>	0	0
7. Sumbangan dari Pihak Ketiga <i>Donation from Third Parties</i>	1 475 899	761 654
II. BELANJA/ EXPENDITURE	79 739 323	91 166 191
1. Belanja Pegawai <i>Personnel Expenditure</i>	37 767 005	45 699 481
2. Belanja Barang dan Jasa <i>Goods and Services Expenditure</i>	8 347 948	19 456 609
3. Belanja Modal <i>Capital Expenditure</i>	1 776 138	2 220 722
4. Belanja Subsidi <i>Subsidies Expenditure</i>	0	0
5. Belanja Hibah <i>Grants Expenditure</i>	153 850	79 831
6. Belanja Bantuan Sosial <i>Social Assistance Expenditure</i>	1 656 249	1 791 923
7. Belanja Bantuan Keuangan <i>Financial Assistance Expenditure</i>	29 947 143	21 810 061
8. Belanja Tak Terduga <i>Unpredicted Expenditure</i>	90 990	107 564

*) APB Desa

REALISASI PENDAPATAN DAN BELANJA PEMERINTAH DESA, KABUPATEN

Tabel : 15.13 WONOGIRI PROVINSI JAWA TENGAH (ribu rupiah), 2013-2014

Table

**ACTUAL REVENUE AND EXPENDITURE OF VILLAGE GOVERNMENT OF WONOGIRI,
JAWA TENGAH (thousand rupiahs), 2013-2014**

Kabupaten / Regency : Wonogiri

Rincian <i>Classification</i>	2013	2014*)
(1)	(2)	(3)
I. PENDAPATAN/ REVENUE	77 845 146	120 409 569
1. Pendapatan Asli Daerah <i>Original Local Government Revenue</i>	9 563 231	10 565 017
2. Bagi Hasil Pajak <i>Tax Share</i>	6 838	0
3. Bagi Hasil Retribusi <i>Retribution Share</i>	0	0
4. Alokasi Dana Desa <i>Village Allocation Fund</i>	24 178 633	34 907 831
5. Bantuan Keuangan <i>Financial Assistance</i>	44 033 444	74 680 221
6. Hibah <i>Grant</i>	45 000	234 000
7. Sumbangan dari Pihak Ketiga <i>Donation from Third Parties</i>	18 000	22 500
II. BELANJA/ EXPENDITURE	78 604 957	121 514 517
1. Belanja Pegawai <i>Personnel Expenditure</i>	42 095 970	48 599 207
2. Belanja Barang dan Jasa <i>Goods and Services Expenditure</i>	5 658 158	6 722 194
3. Belanja Modal <i>Capital Expenditure</i>	21 767 186	54 036 330
4. Belanja Subsidi <i>Subsidies Expenditure</i>	60 300	108 000
5. Belanja Hibah <i>Grants Expenditure</i>	154 620	730 880
6. Belanja Bantuan Sosial <i>Social Assistance Expenditure</i>	3 229 094	4 317 921
7. Belanja Bantuan Keuangan <i>Financial Assistance Expenditure</i>	4 347 783	4 476 263
8. Belanja Tak Terduga <i>Unpredicted Expenditure</i>	1 291 846	2 523 722

*) APB Desa

REALISASI PENDAPATAN DAN BELANJA PEMERINTAH DESA, KABUPATEN

Tabel : 15.14 KARANGANYAR PROVINSI JAWA TENGAH (ribu rupiah), 2013-2014

Table

**ACTUAL REVENUE AND EXPENDITURE OF VILLAGE GOVERNMENT OF
KARANGANYAR, JAWA TENGAH (thousand rupiahs), 2013-2014**

Kabupaten / Regency : Karanganyar

Rincian <i>Classification</i>	2013	2014*)
(1)	(2)	(3)
I. PENDAPATAN/ REVENUE	72 152 857	93 278 716
1. Pendapatan Asli Daerah <i>Original Local Government Revenue</i>	29 157 681	29 394 962
2. Bagi Hasil Pajak <i>Tax Share</i>	1 409 752	1 499 657
3. Bagi Hasil Retribusi <i>Retribution Share</i>	573 522	514 762
4. Alokasi Dana Desa <i>Village Allocation Fund</i>	11 398 379	12 001 745
5. Bantuan Keuangan <i>Financial Assistance</i>	28 460 598	49 600 086
6. Hibah <i>Grant</i>	130 000	0
7. Sumbangan dari Pihak Ketiga <i>Donation from Third Parties</i>	1 022 925	267 504
II. BELANJA/ EXPENDITURE	70 611 721	91 192 272
1. Belanja Pegawai <i>Personnel Expenditure</i>	37 997 155	44 904 079
2. Belanja Barang dan Jasa <i>Goods and Services Expenditure</i>	8 238 542	7 782 607
3. Belanja Modal <i>Capital Expenditure</i>	12 227 449	24 251 313
4. Belanja Subsidi <i>Subsidies Expenditure</i>	1 321 611	2 293 324
5. Belanja Hibah <i>Grants Expenditure</i>	1 065 927	2 287 023
6. Belanja Bantuan Sosial <i>Social Assistance Expenditure</i>	442 558	1 870 289
7. Belanja Bantuan Keuangan <i>Financial Assistance Expenditure</i>	7 712 766	6 839 893
8. Belanja Tak Terduga <i>Unpredicted Expenditure</i>	1 605 713	963 744

*) APB Desa

REALISASI PENDAPATAN DAN BELANJA PEMERINTAH DESA, KABUPATEN

Tabel : 15.15 SRAGEN PROVINSI JAWA TENGAH (ribu rupiah), 2013-2014

Table

**ACTUAL REVENUE AND EXPENDITURE OF VILLAGE GOVERNMENT OF SRAGEN,
JAWA TENGAH (thousand rupiahs), 2013-2014**

Kabupaten / Regency : Sragen

Rincian <i>Classification</i>	2013	2014*)
(1)	(2)	(3)
I. PENDAPATAN/ REVENUE	149 969 578	157 007 914
1. Pendapatan Asli Daerah <i>Original Local Government Revenue</i>	45 913 016	56 079 359
2. Bagi Hasil Pajak <i>Tax Share</i>	394 833	392 051
3. Bagi Hasil Retribusi <i>Retribution Share</i>	485 211	486 399
4. Alokasi Dana Desa <i>Village Allocation Fund</i>	17 509 939	14 488 849
5. Bantuan Keuangan <i>Financial Assistance</i>	76 655 290	80 494 609
6. Hibah <i>Grant</i>	5 650 065	4 280 936
7. Sumbangan dari Pihak Ketiga <i>Donation from Third Parties</i>	3 361 224	785 711
II. BELANJA/ EXPENDITURE	146 069 894	153 523 500
1. Belanja Pegawai <i>Personnel Expenditure</i>	39 895 860	44 782 980
2. Belanja Barang dan Jasa <i>Goods and Services Expenditure</i>	17 700 944	12 753 364
3. Belanja Modal <i>Capital Expenditure</i>	66 742 848	78 492 824
4. Belanja Subsidi <i>Subsidies Expenditure</i>	3 737 174	726 021
5. Belanja Hibah <i>Grants Expenditure</i>	1 804 092	2 539 267
6. Belanja Bantuan Sosial <i>Social Assistance Expenditure</i>	3 477 813	2 927 526
7. Belanja Bantuan Keuangan <i>Financial Assistance Expenditure</i>	10 853 741	9 370 565
8. Belanja Tak Terduga <i>Unpredicted Expenditure</i>	1 857 422	1 930 953

*) APB Desa

REALISASI PENDAPATAN DAN BELANJA PEMERINTAH DESA, KABUPATEN

Tabel : 15.16 GROBOGAN PROVINSI JAWA TENGAH (ribu rupiah), 2013-2014

Table

**ACTUAL REVENUE AND EXPENDITURE OF VILLAGE GOVERNMENT OF
GROBOGAN, JAWA TENGAH (thousand rupiahs), 2013-2014**

Kabupaten / Regency : Grobogan

Rincian <i>Classification</i>	2013	2014*)
(1)	(2)	(3)
I. PENDAPATAN/ REVENUE	162 195 368	216 713 684
1. Pendapatan Asli Daerah <i>Original Local Government Revenue</i>	118 653 758	124 680 154
2. Bagi Hasil Pajak <i>Tax Share</i>	2 460 132	1 058 621
3. Bagi Hasil Retribusi <i>Retribution Share</i>	0	0
4. Alokasi Dana Desa <i>Village Allocation Fund</i>	16 706 556	19 133 527
5. Bantuan Keuangan <i>Financial Assistance</i>	21 481 705	68 793 882
6. Hibah <i>Grant</i>	70 000	2 650 000
7. Sumbangan dari Pihak Ketiga <i>Donation from Third Parties</i>	2 823 217	397 500
II. BELANJA/ EXPENDITURE	162 713 538	217 124 829
1. Belanja Pegawai <i>Personnel Expenditure</i>	88 858 774	97 623 050
2. Belanja Barang dan Jasa <i>Goods and Services Expenditure</i>	13 366 462	14 224 310
3. Belanja Modal <i>Capital Expenditure</i>	34 186 544	81 989 707
4. Belanja Subsidi <i>Subsidies Expenditure</i>	0	0
5. Belanja Hibah <i>Grants Expenditure</i>	576 900	272 000
6. Belanja Bantuan Sosial <i>Social Assistance Expenditure</i>	2 943 565	3 130 292
7. Belanja Bantuan Keuangan <i>Financial Assistance Expenditure</i>	22 462 349	19 368 746
8. Belanja Tak Terduga <i>Unpredicted Expenditure</i>	318 944	516 724

*) APB Desa

REALISASI PENDAPATAN DAN BELANJA PEMERINTAH DESA, KABUPATEN BLORA

Tabel : 15.17 PROVINSI JAWA TENGAH (ribu rupiah), 2013-2014

Table

**ACTUAL REVENUE AND EXPENDITURE OF VILLAGE GOVERNMENT OF BLORA,
JAWA TENGAH (thousand rupiahs), 2013-2014**

Kabupaten / Regency : Blora

Rincian <i>Classification</i>	2013	2014*)
(1)	(2)	(3)
I. PENDAPATAN/ REVENUE	108 481 552	115 378 893
1. Pendapatan Asli Daerah <i>Original Local Government Revenue</i>	20 491 310	19 987 615
2. Bagi Hasil Pajak <i>Tax Share</i>	55 178	42 052
3. Bagi Hasil Retribusi <i>Retribution Share</i>	12 926	12 926
4. Alokasi Dana Desa <i>Village Allocation Fund</i>	18 135 874	19 285 098
5. Bantuan Keuangan <i>Financial Assistance</i>	63 635 847	67 560 671
6. Hibah <i>Grant</i>	1 110 417	8 448 531
7. Sumbangan dari Pihak Ketiga <i>Donation from Third Parties</i>	5 040 000	42 000
II. BELANJA/ EXPENDITURE	108 481 552	114 833 576
1. Belanja Pegawai <i>Personnel Expenditure</i>	30 228 451	31 646 664
2. Belanja Barang dan Jasa <i>Goods and Services Expenditure</i>	5 296 764	3 992 086
3. Belanja Modal <i>Capital Expenditure</i>	62 596 721	67 527 529
4. Belanja Subsidi <i>Subsidies Expenditure</i>	6 633 522	8 904 189
5. Belanja Hibah <i>Grants Expenditure</i>	64 425	64 425
6. Belanja Bantuan Sosial <i>Social Assistance Expenditure</i>	1 519 848	1 180 698
7. Belanja Bantuan Keuangan <i>Financial Assistance Expenditure</i>	1 031 255	1 031 255
8. Belanja Tak Terduga <i>Unpredicted Expenditure</i>	1 110 566	486 730

*) APB Desa

REALISASI PENDAPATAN DAN BELANJA PEMERINTAH DESA, KABUPATEN

Tabel : 15.18 REMBANG PROVINSI JAWA TENGAH (ribu rupiah), 2013-2014

Table

**ACTUAL REVENUE AND EXPENDITURE OF VILLAGE GOVERNMENT OF REMBANG,
JAWA TENGAH (thousand rupiahs), 2013-2014**

Kabupaten / Regency : Rembang

Rincian <i>Classification</i>	2013	2014*)
(1)	(2)	(3)
I. PENDAPATAN/ REVENUE	102 681 035	93 954 940
1. Pendapatan Asli Daerah <i>Original Local Government Revenue</i>	25 426 211	19 148 458
2. Bagi Hasil Pajak <i>Tax Share</i>	80 930	86 786
3. Bagi Hasil Retribusi <i>Retribution Share</i>	601 841	642 540
4. Alokasi Dana Desa <i>Village Allocation Fund</i>	18 257 340	19 442 803
5. Bantuan Keuangan <i>Financial Assistance</i>	55 093 913	54 634 353
6. Hibah <i>Grant</i>	2 440 000	0
7. Sumbangan dari Pihak Ketiga <i>Donation from Third Parties</i>	780 800	0
II. BELANJA/ EXPENDITURE	102 006 891	93 289 122
1. Belanja Pegawai <i>Personnel Expenditure</i>	28 442 830	29 027 970
2. Belanja Barang dan Jasa <i>Goods and Services Expenditure</i>	3 201 912	3 950 318
3. Belanja Modal <i>Capital Expenditure</i>	69 101 708	59 024 244
4. Belanja Subsidi <i>Subsidies Expenditure</i>	0	0
5. Belanja Hibah <i>Grants Expenditure</i>	0	0
6. Belanja Bantuan Sosial <i>Social Assistance Expenditure</i>	702 311	660 557
7. Belanja Bantuan Keuangan <i>Financial Assistance Expenditure</i>	0	163 323
8. Belanja Tak Terduga <i>Unpredicted Expenditure</i>	558 130	462 710

*) APB Desa

REALISASI PENDAPATAN DAN BELANJA PEMERINTAH DESA, KABUPATEN PATI

Tabel : 15.19 PROVINSI JAWA TENGAH (ribu rupiah), 2013-2014

Table

ACTUAL REVENUE AND EXPENDITURE OF VILLAGE GOVERNMENT OF PATI, JAWA TENGAH (thousand rupiahs), 2013-2014

Kabupaten / Regency : Pati

Rincian <i>Classification</i>	2013	2014*)
(1)	(2)	(3)
I. PENDAPATAN/ REVENUE	255 004 300	261 319 367
1. Pendapatan Asli Daerah <i>Original Local Government Revenue</i>	114 472 887	117 104 051
2. Bagi Hasil Pajak <i>Tax Share</i>	3 091 028	3 110 711
3. Bagi Hasil Retribusi <i>Retribution Share</i>	840 394	840 394
4. Alokasi Dana Desa <i>Village Allocation Fund</i>	31 250 455	31 133 669
5. Bantuan Keuangan <i>Financial Assistance</i>	100 928 400	104 709 406
6. Hibah <i>Grant</i>	4 302 138	4 302 138
7. Sumbangan dari Pihak Ketiga <i>Donation from Third Parties</i>	118 998	118 998
II. BELANJA/ EXPENDITURE	255 413 946	261 862 652
1. Belanja Pegawai <i>Personnel Expenditure</i>	73 588 768	74 381 273
2. Belanja Barang dan Jasa <i>Goods and Services Expenditure</i>	21 156 168	22 379 490
3. Belanja Modal <i>Capital Expenditure</i>	84 857 850	89 103 407
4. Belanja Subsidi <i>Subsidies Expenditure</i>	2 274 977	2 274 977
5. Belanja Hibah <i>Grants Expenditure</i>	4 670 053	4 670 053
6. Belanja Bantuan Sosial <i>Social Assistance Expenditure</i>	2 776 736	2 780 984
7. Belanja Bantuan Keuangan <i>Financial Assistance Expenditure</i>	63 039 162	62 985 459
8. Belanja Tak Terduga <i>Unpredicted Expenditure</i>	3 050 232	3 287 009

*) APB Desa

REALISASI PENDAPATAN DAN BELANJA PEMERINTAH DESA, KABUPATEN KUDUS

Tabel : 15.20 PROVINSI JAWA TENGAH (ribu rupiah), 2013-2014

Table

**ACTUAL REVENUE AND EXPENDITURE OF VILLAGE GOVERNMENT OF KUDUS,
JAWA TENGAH (thousand rupiahs), 2013-2014**

Kabupaten / Regency : Kudus

Rincian <i>Classification</i>	2013	2014*)
(1)	(2)	(3)
I. PENDAPATAN/ REVENUE	83 292 293	84 887 627
1. Pendapatan Asli Daerah <i>Original Local Government Revenue</i>	37 440 811	37 229 332
2. Bagi Hasil Pajak <i>Tax Share</i>	8 139 965	8 311 724
3. Bagi Hasil Retribusi <i>Retribution Share</i>	1 147 233	1 213 477
4. Alokasi Dana Desa <i>Village Allocation Fund</i>	17 243 102	18 172 745
5. Bantuan Keuangan <i>Financial Assistance</i>	17 806 581	18 672 214
6. Hibah <i>Grant</i>	14 333	17 200
7. Sumbangan dari Pihak Ketiga <i>Donation from Third Parties</i>	1 500 268	1 270 935
II. BELANJA/ EXPENDITURE	82 444 094	83 141 114
1. Belanja Pegawai <i>Personnel Expenditure</i>	49 149 031	48 709 658
2. Belanja Barang dan Jasa <i>Goods and Services Expenditure</i>	4 645 094	5 059 352
3. Belanja Modal <i>Capital Expenditure</i>	9 711 637	9 313 792
4. Belanja Subsidi <i>Subsidies Expenditure</i>	5 405 256	4 652 481
5. Belanja Hibah <i>Grants Expenditure</i>	3 280 097	3 413 510
6. Belanja Bantuan Sosial <i>Social Assistance Expenditure</i>	1 872 021	2 429 875
7. Belanja Bantuan Keuangan <i>Financial Assistance Expenditure</i>	4 962 543	6 349 536
8. Belanja Tak Terduga <i>Unpredicted Expenditure</i>	3 418 415	3 212 910

*) APB Desa

REALISASI PENDAPATAN DAN BELANJA PEMERINTAH DESA, KABUPATEN

Tabel : 15.21 JEPARA PROVINSI JAWA TENGAH (ribu rupiah), 2013-2014

Table

**ACTUAL REVENUE AND EXPENDITURE OF VILLAGE GOVERNMENT OF JEPARA,
JAWA TENGAH (thousand rupiahs), 2013-2014**

Kabupaten / Regency : Jepara

Rincian <i>Classification</i>	2013	2014*)
(1)	(2)	(3)
I. PENDAPATAN/ REVENUE	92 522 836	107 774 236
1. Pendapatan Asli Daerah <i>Original Local Government Revenue</i>	27 278 824	30 388 600
2. Bagi Hasil Pajak <i>Tax Share</i>	2 386 420	1 833 660
3. Bagi Hasil Retribusi <i>Retribution Share</i>	2 404 577	3 412 924
4. Alokasi Dana Desa <i>Village Allocation Fund</i>	24 473 853	25 079 479
5. Bantuan Keuangan <i>Financial Assistance</i>	29 721 299	45 205 991
6. Hibah <i>Grant</i>	6 046 525	1 731 891
7. Sumbangan dari Pihak Ketiga <i>Donation from Third Parties</i>	211 338	121 691
II. BELANJA/ EXPENDITURE	92 625 137	108 317 602
1. Belanja Pegawai <i>Personnel Expenditure</i>	36 287 967	37 915 702
2. Belanja Barang dan Jasa <i>Goods and Services Expenditure</i>	5 293 330	6 402 028
3. Belanja Modal <i>Capital Expenditure</i>	27 308 057	38 634 913
4. Belanja Subsidi <i>Subsidies Expenditure</i>	4 027 302	4 156 658
5. Belanja Hibah <i>Grants Expenditure</i>	157 405	630 886
6. Belanja Bantuan Sosial <i>Social Assistance Expenditure</i>	5 462 142	4 390 596
7. Belanja Bantuan Keuangan <i>Financial Assistance Expenditure</i>	13 730 041	15 437 087
8. Belanja Tak Terduga <i>Unpredicted Expenditure</i>	358 893	749 732

*) APB Desa

REALISASI PENDAPATAN DAN BELANJA PEMERINTAH DESA, KABUPATEN DEMAK

Tabel : 15.22 PROVINSI JAWA TENGAH (ribu rupiah), 2013-2014

Table

**ACTUAL REVENUE AND EXPENDITURE OF VILLAGE GOVERNMENT OF DEMAK,
JAWA TENGAH (thousand rupiahs), 2013-2014**

Kabupaten / Regency : Demak

Rincian <i>Classification</i>	2013	2014*)
(1)	(2)	(3)
I. PENDAPATAN/ REVENUE	203 170 211	206 200 383
1. Pendapatan Asli Daerah <i>Original Local Government Revenue</i>	140 115 947	143 392 306
2. Bagi Hasil Pajak <i>Tax Share</i>	126 191	107 393
3. Bagi Hasil Retribusi <i>Retribution Share</i>	230 613	174 496
4. Alokasi Dana Desa <i>Village Allocation Fund</i>	38 488 968	38 490 507
5. Bantuan Keuangan <i>Financial Assistance</i>	24 049 014	22 332 053
6. Hibah <i>Grant</i>	9 740	1 469 640
7. Sumbangan dari Pihak Ketiga <i>Donation from Third Parties</i>	149 738	233 988
II. BELANJA/ EXPENDITURE	194 663 478	203 121 141
1. Belanja Pegawai <i>Personnel Expenditure</i>	79 545 095	83 254 269
2. Belanja Barang dan Jasa <i>Goods and Services Expenditure</i>	10 233 490	10 730 990
3. Belanja Modal <i>Capital Expenditure</i>	71 223 360	75 844 011
4. Belanja Subsidi <i>Subsidies Expenditure</i>	1 590 432	1 408 115
5. Belanja Hibah <i>Grants Expenditure</i>	3 556 218	2 885 984
6. Belanja Bantuan Sosial <i>Social Assistance Expenditure</i>	4 528 019	5 972 796
7. Belanja Bantuan Keuangan <i>Financial Assistance Expenditure</i>	22 587 260	21 722 984
8. Belanja Tak Terduga <i>Unpredicted Expenditure</i>	1 399 604	1 301 992

*) APB Desa

REALISASI PENDAPATAN DAN BELANJA PEMERINTAH DESA, KABUPATEN

Tabel : 15.23 SEMARANG PROVINSI JAWA TENGAH (ribu rupiah), 2013-2014

Table

**ACTUAL REVENUE AND EXPENDITURE OF VILLAGE GOVERNMENT OF
SEMARANG, JAWA TENGAH (thousand rupiahs), 2013-2014**

Kabupaten / Regency : Semarang

Rincian <i>Classification</i>	2013	2014*)
(1)	(2)	(3)
I. PENDAPATAN/ REVENUE	79 805 107	97 881 978
1. Pendapatan Asli Daerah <i>Original Local Government Revenue</i>	24 890 313	27 737 815
2. Bagi Hasil Pajak <i>Tax Share</i>	26 105	140 335
3. Bagi Hasil Retribusi <i>Retribution Share</i>	28 235	25 492
4. Alokasi Dana Desa <i>Village Allocation Fund</i>	29 738 033	37 460 113
5. Bantuan Keuangan <i>Financial Assistance</i>	18 916 357	26 862 919
6. Hibah <i>Grant</i>	5 932 168	4 935 620
7. Sumbangan dari Pihak Ketiga <i>Donation from Third Parties</i>	273 896	719 684
II. BELANJA/ EXPENDITURE	78 523 842	96 642 097
1. Belanja Pegawai <i>Personnel Expenditure</i>	36 123 971	37 474 379
2. Belanja Barang dan Jasa <i>Goods and Services Expenditure</i>	14 213 068	23 452 192
3. Belanja Modal <i>Capital Expenditure</i>	7 668 755	9 909 273
4. Belanja Subsidi <i>Subsidies Expenditure</i>	974 737	1 231 361
5. Belanja Hibah <i>Grants Expenditure</i>	11 145 018	14 701 402
6. Belanja Bantuan Sosial <i>Social Assistance Expenditure</i>	2 536 353	1 880 341
7. Belanja Bantuan Keuangan <i>Financial Assistance Expenditure</i>	3 885 816	6 754 262
8. Belanja Tak Terduga <i>Unpredicted Expenditure</i>	1 976 124	1 238 887

*) APB Desa

REALISASI PENDAPATAN DAN BELANJA PEMERINTAH DESA, KABUPATEN

Tabel : 15.24 TEMANGGUNG PROVINSI JAWA TENGAH (ribu rupiah), 2013-2014

Table

**ACTUAL REVENUE AND EXPENDITURE OF VILLAGE GOVERNMENT OF
TEMANGGUNG, JAWA TENGAH (thousand rupiahs), 2013-2014**

Kabupaten / Regency : Temanggung

Rincian <i>Classification</i>	2013	2014*)
(1)	(2)	(3)
I. PENDAPATAN/ REVENUE	71 351 386	80 869 296
1. Pendapatan Asli Daerah <i>Original Local Government Revenue</i>	18 188 370	16 327 475
2. Bagi Hasil Pajak <i>Tax Share</i>	2 917 392	2 248 012
3. Bagi Hasil Retribusi <i>Retribution Share</i>	2 829 144	2 504 538
4. Alokasi Dana Desa <i>Village Allocation Fund</i>	14 487 329	14 486 304
5. Bantuan Keuangan <i>Financial Assistance</i>	29 995 545	44 404 828
6. Hibah <i>Grant</i>	1 273 229	645 780
7. Sumbangan dari Pihak Ketiga <i>Donation from Third Parties</i>	1 660 377	252 359
II. BELANJA/ EXPENDITURE	69 867 087	80 136 331
1. Belanja Pegawai <i>Personnel Expenditure</i>	39 889 442	39 247 308
2. Belanja Barang dan Jasa <i>Goods and Services Expenditure</i>	6 260 346	6 596 802
3. Belanja Modal <i>Capital Expenditure</i>	9 284 083	16 866 645
4. Belanja Subsidi <i>Subsidies Expenditure</i>	2 467	3 083
5. Belanja Hibah <i>Grants Expenditure</i>	1 312 964	2 398 895
6. Belanja Bantuan Sosial <i>Social Assistance Expenditure</i>	1 442 160	1 269 381
7. Belanja Bantuan Keuangan <i>Financial Assistance Expenditure</i>	11 603 582	13 364 184
8. Belanja Tak Terduga <i>Unpredicted Expenditure</i>	72 043	390 033

*) APB Desa

REALISASI PENDAPATAN DAN BELANJA PEMERINTAH DESA, KABUPATEN

Tabel : 15.25 KENDAL PROVINSI JAWA TENGAH (ribu rupiah), 2013-2014

Table

**ACTUAL REVENUE AND EXPENDITURE OF VILLAGE GOVERNMENT OF KENDAL,
JAWA TENGAH (thousand rupiahs), 2013-2014**

Kabupaten / Regency : Kendal

Rincian <i>Classification</i>	2013	2014*)
(1)	(2)	(3)
I. PENDAPATAN/ REVENUE	100 308 020	125 012 508
1. Pendapatan Asli Daerah <i>Original Local Government Revenue</i>	49 248 516	52 684 244
2. Bagi Hasil Pajak <i>Tax Share</i>	2 322 024	2 226 344
3. Bagi Hasil Retribusi <i>Retribution Share</i>	680 122	0
4. Alokasi Dana Desa <i>Village Allocation Fund</i>	25 373 069	25 347 454
5. Bantuan Keuangan <i>Financial Assistance</i>	21 325 790	43 641 385
6. Hibah <i>Grant</i>	410 253	280 636
7. Sumbangan dari Pihak Ketiga <i>Donation from Third Parties</i>	948 246	832 445
II. BELANJA/ EXPENDITURE	100 821 379	124 761 885
1. Belanja Pegawai <i>Personnel Expenditure</i>	52 739 135	53 242 827
2. Belanja Barang dan Jasa <i>Goods and Services Expenditure</i>	6 024 521	6 103 767
3. Belanja Modal <i>Capital Expenditure</i>	36 245 871	57 192 131
4. Belanja Subsidi <i>Subsidies Expenditure</i>	153 996	329 573
5. Belanja Hibah <i>Grants Expenditure</i>	611 118	412 445
6. Belanja Bantuan Sosial <i>Social Assistance Expenditure</i>	790 895	1 116 011
7. Belanja Bantuan Keuangan <i>Financial Assistance Expenditure</i>	4 227 328	5 698 924
8. Belanja Tak Terduga <i>Unpredicted Expenditure</i>	28 515	666 207

*) APB Desa

REALISASI PENDAPATAN DAN BELANJA PEMERINTAH DESA, KABUPATEN

Tabel : 15.26 BATANG PROVINSI JAWA TENGAH (ribu rupiah), 2013-2014

Table

**ACTUAL REVENUE AND EXPENDITURE OF VILLAGE GOVERNMENT OF BATANG,
JAWA TENGAH (thousand rupiahs), 2013-2014**

Kabupaten / Regency : Batang

Rincian <i>Classification</i>	2013	2014*)
(1)	(2)	(3)
I. PENDAPATAN/ REVENUE	78 759 086	98 238 502
1. Pendapatan Asli Daerah <i>Original Local Government Revenue</i>	21 607 739	24 232 343
2. Bagi Hasil Pajak <i>Tax Share</i>	174 830	160 210
3. Bagi Hasil Retribusi <i>Retribution Share</i>	112 727	33 818
4. Alokasi Dana Desa <i>Village Allocation Fund</i>	14 811 543	18 558 556
5. Bantuan Keuangan <i>Financial Assistance</i>	32 736 474	42 163 950
6. Hibah <i>Grant</i>	7 025 681	12 132 381
7. Sumbangan dari Pihak Ketiga <i>Donation from Third Parties</i>	2 290 092	957 244
II. BELANJA/ EXPENDITURE	74 658 227	98 265 277
1. Belanja Pegawai <i>Personnel Expenditure</i>	30 751 060	32 488 486
2. Belanja Barang dan Jasa <i>Goods and Services Expenditure</i>	5 794 079	8 137 524
3. Belanja Modal <i>Capital Expenditure</i>	27 889 572	41 484 401
4. Belanja Subsidi <i>Subsidies Expenditure</i>	460 787	432 141
5. Belanja Hibah <i>Grants Expenditure</i>	2 295 395	6 956 201
6. Belanja Bantuan Sosial <i>Social Assistance Expenditure</i>	3 620 864	3 408 991
7. Belanja Bantuan Keuangan <i>Financial Assistance Expenditure</i>	3 481 230	3 955 072
8. Belanja Tak Terduga <i>Unpredicted Expenditure</i>	365 240	1 402 461

*) APB Desa

REALISASI PENDAPATAN DAN BELANJA PEMERINTAH DESA, KABUPATEN

Tabel : 15.27 PEKALONGAN PROVINSI JAWA TENGAH (ribu rupiah), 2013-2014

Table

**ACTUAL REVENUE AND EXPENDITURE OF VILLAGE GOVERNMENT OF
PEKALONGAN, JAWA TENGAH (thousand rupiahs), 2013-2014**

Kabupaten / Regency : Pekalongan

Rincian <i>Classification</i>	2013	2014*)
(1)	(2)	(3)
I. PENDAPATAN/ REVENUE	80 872 822	86 329 059
1. Pendapatan Asli Daerah <i>Original Local Government Revenue</i>	30 478 206	30 585 226
2. Bagi Hasil Pajak <i>Tax Share</i>	583 943	636 573
3. Bagi Hasil Retribusi <i>Retribution Share</i>	137 202	165 196
4. Alokasi Dana Desa <i>Village Allocation Fund</i>	14 915 477	15 658 327
5. Bantuan Keuangan <i>Financial Assistance</i>	32 514 205	37 290 703
6. Hibah <i>Grant</i>	1 735 560	1 734 023
7. Sumbangan dari Pihak Ketiga <i>Donation from Third Parties</i>	508 229	259 011
II. BELANJA/ EXPENDITURE	80 959 544	85 857 141
1. Belanja Pegawai <i>Personnel Expenditure</i>	29 280 388	31 029 412
2. Belanja Barang dan Jasa <i>Goods and Services Expenditure</i>	7 906 540	8 179 626
3. Belanja Modal <i>Capital Expenditure</i>	26 207 995	31 603 293
4. Belanja Subsidi <i>Subsidies Expenditure</i>	3 097 905	2 745 549
5. Belanja Hibah <i>Grants Expenditure</i>	2 215 640	46 667
6. Belanja Bantuan Sosial <i>Social Assistance Expenditure</i>	1 964 345	2 450 447
7. Belanja Bantuan Keuangan <i>Financial Assistance Expenditure</i>	9 057 490	8 787 265
8. Belanja Tak Terduga <i>Unpredicted Expenditure</i>	1 229 241	1 014 882

*) APB Desa

REALISASI PENDAPATAN DAN BELANJA PEMERINTAH DESA, KABUPATEN

Tabel : 15.28 PEMALANG PROVINSI JAWA TENGAH (ribu rupiah), 2013-2014

Table

**ACTUAL REVENUE AND EXPENDITURE OF VILLAGE GOVERNMENT OF PEMALANG,
JAWA TENGAH (thousand rupiahs), 2013-2014**

Kabupaten / Regency : Pemalang

Rincian <i>Classification</i>	2013	2014*)
(1)	(2)	(3)
I. PENDAPATAN/ REVENUE	87 797 180	103 187 779
1. Pendapatan Asli Daerah <i>Original Local Government Revenue</i>	28 296 541	31 295 165
2. Bagi Hasil Pajak <i>Tax Share</i>	782 982	782 982
3. Bagi Hasil Retribusi <i>Retribution Share</i>	0	0
4. Alokasi Dana Desa <i>Village Allocation Fund</i>	25 353 092	25 353 092
5. Bantuan Keuangan <i>Financial Assistance</i>	33 029 891	45 653 790
6. Hibah <i>Grant</i>	0	0
7. Sumbangan dari Pihak Ketiga <i>Donation from Third Parties</i>	334 674	102 750
II. BELANJA/ EXPENDITURE	88 490 619	103 434 601
1. Belanja Pegawai <i>Personnel Expenditure</i>	51 286 851	60 499 721
2. Belanja Barang dan Jasa <i>Goods and Services Expenditure</i>	7 815 614	7 391 716
3. Belanja Modal <i>Capital Expenditure</i>	17 932 263	26 517 636
4. Belanja Subsidi <i>Subsidies Expenditure</i>	0	0
5. Belanja Hibah <i>Grants Expenditure</i>	6 313 030	7 129 870
6. Belanja Bantuan Sosial <i>Social Assistance Expenditure</i>	5 142 861	1 895 658
7. Belanja Bantuan Keuangan <i>Financial Assistance Expenditure</i>	0	0
8. Belanja Tak Terduga <i>Unpredicted Expenditure</i>	0	0

*) APB Desa

REALISASI PENDAPATAN DAN BELANJA PEMERINTAH DESA, KABUPATEN TEGAL

Tabel : 15.29 PROVINSI JAWA TENGAH (ribu rupiah), 2013-2014

Table

**ACTUAL REVENUE AND EXPENDITURE OF VILLAGE GOVERNMENT OF TEGAL,
JAWA TENGAH (thousand rupiahs), 2013-2014**

Kabupaten / Regency : Tegal

Rincian <i>Classification</i>	2013	2014*)
(1)	(2)	(3)
I. PENDAPATAN/ REVENUE	124 142 724	147 122 332
1. Pendapatan Asli Daerah <i>Original Local Government Revenue</i>	34 516 294	37 520 880
2. Bagi Hasil Pajak <i>Tax Share</i>	409 371	461 563
3. Bagi Hasil Retribusi <i>Retribution Share</i>	6 160	4 136
4. Alokasi Dana Desa <i>Village Allocation Fund</i>	25 458 330	24 868 829
5. Bantuan Keuangan <i>Financial Assistance</i>	61 147 118	81 558 771
6. Hibah <i>Grant</i>	2 600 293	2 708 153
7. Sumbangan dari Pihak Ketiga <i>Donation from Third Parties</i>	5 158	0
II. BELANJA/ EXPENDITURE	114 428 270	144 955 023
1. Belanja Pegawai <i>Personnel Expenditure</i>	34 741 816	34 819 102
2. Belanja Barang dan Jasa <i>Goods and Services Expenditure</i>	7 610 518	11 322 507
3. Belanja Modal <i>Capital Expenditure</i>	56 317 725	79 864 503
4. Belanja Subsidi <i>Subsidies Expenditure</i>	1 080 954	323 454
5. Belanja Hibah <i>Grants Expenditure</i>	1 015 553	897 420
6. Belanja Bantuan Sosial <i>Social Assistance Expenditure</i>	4 498 029	5 464 845
7. Belanja Bantuan Keuangan <i>Financial Assistance Expenditure</i>	6 770 795	6 898 808
8. Belanja Tak Terduga <i>Unpredicted Expenditure</i>	2 392 880	5 364 384

*) APB Desa

REALISASI PENDAPATAN DAN BELANJA PEMERINTAH DESA, KABUPATEN

Tabel : 15.30 BREBES PROVINSI JAWA TENGAH (ribu rupiah), 2013-2014

Table

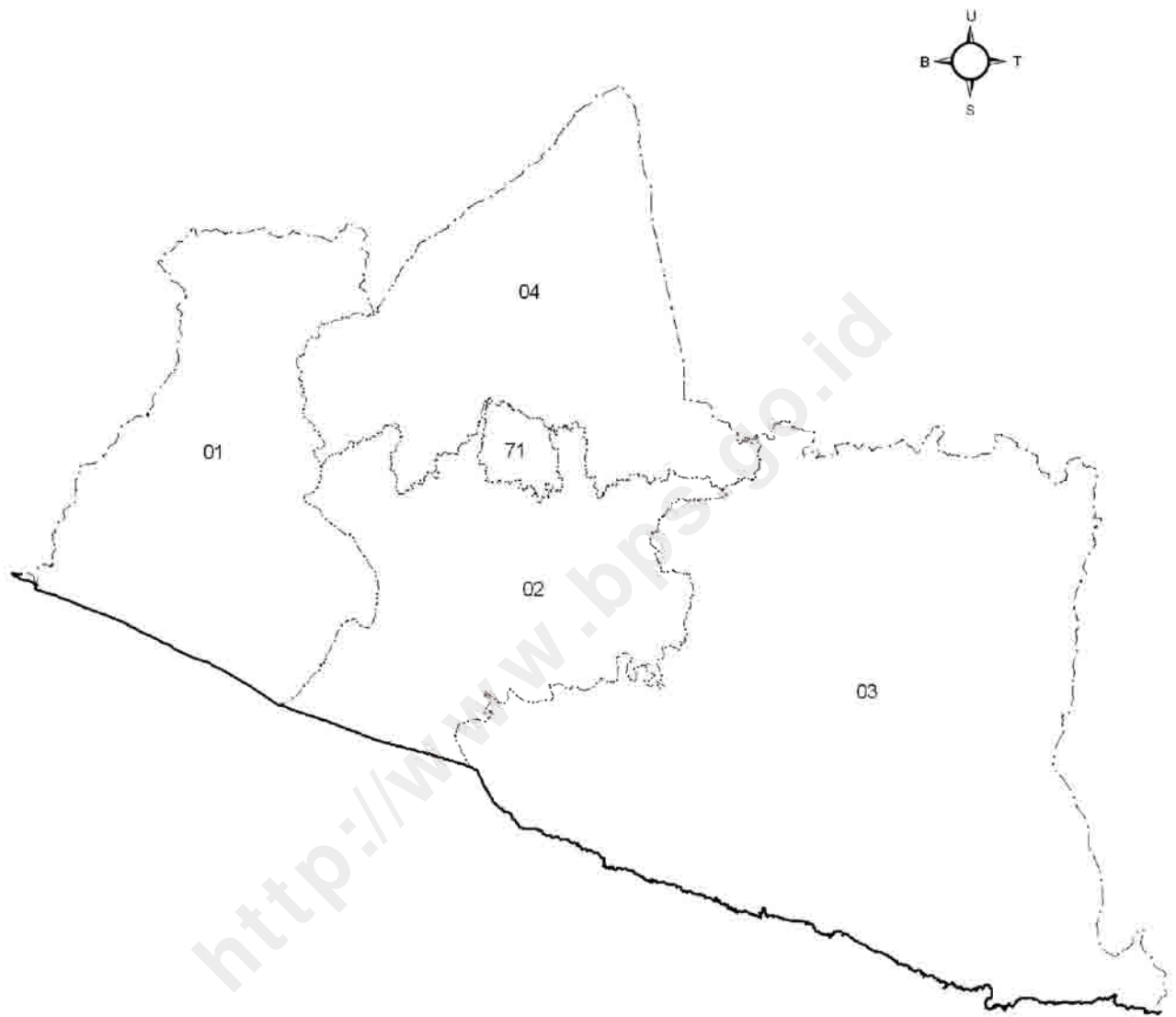
**ACTUAL REVENUE AND EXPENDITURE OF VILLAGE GOVERNMENT OF BREBES,
JAWA TENGAH (thousand rupiahs), 2013-2014**

Kabupaten / Regency : Brebes

Rincian <i>Classification</i>	2013	2014*)
(1)	(2)	(3)
I. PENDAPATAN/ REVENUE	94 408 598	107 527 361
1. Pendapatan Asli Daerah <i>Original Local Government Revenue</i>	24 616 061	25 970 970
2. Bagi Hasil Pajak <i>Tax Share</i>	758 708	781 538
3. Bagi Hasil Retribusi <i>Retribution Share</i>	0	0
4. Alokasi Dana Desa <i>Village Allocation Fund</i>	21 298 453	21 025 512
5. Bantuan Keuangan <i>Financial Assistance</i>	45 320 790	56 676 367
6. Hibah <i>Grant</i>	2 344 903	2 995 143
7. Sumbangan dari Pihak Ketiga <i>Donation from Third Parties</i>	69 683	77 831
II. BELANJA/ EXPENDITURE	94 536 731	104 790 037
1. Belanja Pegawai <i>Personnel Expenditure</i>	45 175 795	48 177 952
2. Belanja Barang dan Jasa <i>Goods and Services Expenditure</i>	5 303 073	5 421 549
3. Belanja Modal <i>Capital Expenditure</i>	37 737 126	43 924 963
4. Belanja Subsidi <i>Subsidies Expenditure</i>	408 137	477 531
5. Belanja Hibah <i>Grants Expenditure</i>	1 392 920	1 292 257
6. Belanja Bantuan Sosial <i>Social Assistance Expenditure</i>	1 234 747	1 238 413
7. Belanja Bantuan Keuangan <i>Financial Assistance Expenditure</i>	3 049 953	3 943 557
8. Belanja Tak Terduga <i>Unpredicted Expenditure</i>	234 980	313 815

*) APB Desa


Gambar **Peta Indeks Provinsi DI Yogyakarta menurut Kabupaten/Kota**
 : 13
Figure **Index Map of DI Yogyakarta Province by Regency/Municipality**



KODE	NAMA KABUPATEN/KOTA
01	KULON PROGO
02	BANTUL
03	GUNUNG KIDUL
04	SLEMAN
71	KOTA YOGYAKARTA

Legenda

- Batas Negara
- Batas Provinsi
- Batas Kabupaten
- Batas Kecamatan
- Batas Desa
- Garis Pantai / Batas Perairan



Sumber :
 Peta Digital Batas Wilayah dari Bakosurtanal, Tahun 2008
 (Diedit BPS Tahun 2010)

Tabel : 16
Table REALISASI PENDAPATAN DAN BELANJA PEMERINTAH DESA SELURUH PROVINSI
D. I. YOGYAKARTA (ribu rupiah), 2013-2014
ACTUAL REVENUE AND EXPENDITURE OF VILLAGE GOVERNMENT THROUGHOUT
D. I. YOGYAKARTA PROVINCE (thousand rupiahs), 2013-2014

Kabupaten/Kota <i>Regency/Municipality</i>	2013		2014*)	
	Pendapatan <i>Revenue</i>	Belanja <i>Expenditure</i>	Pendapatan <i>Revenue</i>	Belanja <i>Expenditure</i>
(1)	(2)	(3)	(4)	(5)
01 Kulon Progo	54 824 103	57 895 684	63 561 957	67 219 635
02 Bantul	67 619 015	71 557 819	72 313 061	83 551 487
03 Gunung Kidul	60 094 603	58 140 483	65 328 172	64 219 589
04 Sleman	138 583 563	131 449 423	126 752 030	131 842 198
D. I. YOGYAKARTA	321 121 284	319 043 409	327 955 220	346 832 909

*) APB Desa

<http://www.bps.go.id>

Tabel : 16.1 **REALISASI PENDAPATAN DAN BELANJA SELURUH PEMERINTAH DESA DI**
Table : 16.1 **PROVINSI D. I. YOGYAKARTA (ribu rupiah), 2013-2014**
ACTUAL REVENUE AND EXPENDITURE OF VILLAGE GOVERNMENT THROUGHOUT
D. I. YOGYAKARTA PROVINCE (thousand rupiahs), 2013-2014

Rincian <i>Classification</i>	2013	2014*)
(1)	(2)	(3)
I. PENDAPATAN/REVENUE	321 121 284	327 955 220
1. Pendapatan Asli Daerah <i>Original Local Government Revenue</i>	115 072 458	112 620 703
2. Bagi Hasil Pajak <i>Tax Share</i>	12 856 582	15 291 861
3. Bagi Hasil Retribusi <i>Retribution Share</i>	9 911 393	7 944 990
4. Alokasi Dana Desa <i>Village Allocation Fund</i>	56 803 692	70 788 239
5. Bantuan Keuangan <i>Financial Assistance</i>	108 987 243	110 460 911
6. Hibah <i>Grant</i>	7 997 867	8 846 251
7. Sumbangan dari Pihak Ketiga <i>Donation from Third Parties</i>	9 492 049	2 002 265
II. BELANJA/EXPENDITURE	319 043 409	346 832 909
1. Belanja Pegawai <i>Personnel Expenditure</i>	158 615 483	171 871 551
2. Belanja Barang dan Jasa <i>Goods and Services Expenditure</i>	38 931 595	51 095 710
3. Belanja Modal <i>Capital Expenditure</i>	64 453 323	67 391 306
4. Belanja Subsidi <i>Subsidies Expenditure</i>	5 023 439	6 217 424
5. Belanja Hibah <i>Grants Expenditure</i>	7 494 321	6 103 038
6. Belanja Bantuan Sosial <i>Social Assistance Expenditure</i>	23 200 653	20 274 296
7. Belanja Bantuan Keuangan <i>Financial Assistance Expenditure</i>	20 695 149	21 426 672
8. Belanja Tak Terduga <i>Unpredicted Expenditure</i>	629 446	2 452 912

*) APB Desa

REALISASI PENDAPATAN DAN BELANJA PEMERINTAH DESA, KABUPATEN KULON

Tabel : 16.2 PROGO PROVINSI D. I. YOGYAKARTA (ribu rupiah), 2013-2014

Table

**ACTUAL REVENUE AND EXPENDITURE OF VILLAGE GOVERNMENT OF KULON
PROGO, D. I. YOGYAKARTA (thousand rupiahs), 2013-2014**

Kabupaten / Regency : Kulon Progo

Rincian <i>Classification</i>	2013	2014*)
(1)	(2)	(3)
I. PENDAPATAN/ REVENUE	54 824 103	63 561 957
1. Pendapatan Asli Daerah <i>Original Local Government Revenue</i>	16 693 593	18 293 198
2. Bagi Hasil Pajak <i>Tax Share</i>	1 533 249	2 680 959
3. Bagi Hasil Retribusi <i>Retribution Share</i>	399 398	495 908
4. Alokasi Dana Desa <i>Village Allocation Fund</i>	17 462 073	23 368 958
5. Bantuan Keuangan <i>Financial Assistance</i>	18 403 567	18 704 600
6. Hibah <i>Grant</i>	332 223	0
7. Sumbangan dari Pihak Ketiga <i>Donation from Third Parties</i>	0	18 334
II. BELANJA/ EXPENDITURE	57 895 684	67 219 635
1. Belanja Pegawai <i>Personnel Expenditure</i>	30 286 640	33 269 935
2. Belanja Barang dan Jasa <i>Goods and Services Expenditure</i>	8 692 509	14 552 954
3. Belanja Modal <i>Capital Expenditure</i>	5 919 992	4 196 576
4. Belanja Subsidi <i>Subsidies Expenditure</i>	3 528 139	4 226 724
5. Belanja Hibah <i>Grants Expenditure</i>	925 532	842 700
6. Belanja Bantuan Sosial <i>Social Assistance Expenditure</i>	2 342 595	1 391 262
7. Belanja Bantuan Keuangan <i>Financial Assistance Expenditure</i>	6 166 914	8 427 368
8. Belanja Tak Terduga <i>Unpredicted Expenditure</i>	33 363	312 116

*) APB Desa

REALISASI PENDAPATAN DAN BELANJA PEMERINTAH DESA, KABUPATEN

Tabel : 16.3 BANTUL PROVINSI D. I. YOGYAKARTA (ribu rupiah), 2013-2014

Table

ACTUAL REVENUE AND EXPENDITURE OF VILLAGE GOVERNMENT OF BANTUL, D. I. YOGYAKARTA (thousand rupiahs), 2013-2014

Kabupaten / Regency : Bantul

Rincian <i>Classification</i>	2013	2014*)
(1)	(2)	(3)
I. PENDAPATAN/ REVENUE	67 619 015	72 313 061
1. Pendapatan Asli Daerah <i>Original Local Government Revenue</i>	23 324 613	22 889 116
2. Bagi Hasil Pajak <i>Tax Share</i>	431 151	605 695
3. Bagi Hasil Retribusi <i>Retribution Share</i>	105 000	129 546
4. Alokasi Dana Desa <i>Village Allocation Fund</i>	15 522 501	22 469 325
5. Bantuan Keuangan <i>Financial Assistance</i>	25 654 230	23 644 950
6. Hibah <i>Grant</i>	1 264 221	2 100 000
7. Sumbangan dari Pihak Ketiga <i>Donation from Third Parties</i>	1 317 299	474 429
II. BELANJA/ EXPENDITURE	71 557 819	83 551 487
1. Belanja Pegawai <i>Personnel Expenditure</i>	30 374 602	34 065 114
2. Belanja Barang dan Jasa <i>Goods and Services Expenditure</i>	7 570 385	8 987 999
3. Belanja Modal <i>Capital Expenditure</i>	6 458 169	16 640 637
4. Belanja Subsidi <i>Subsidies Expenditure</i>	115 714	1 050 000
5. Belanja Hibah <i>Grants Expenditure</i>	5 391 639	5 155 213
6. Belanja Bantuan Sosial <i>Social Assistance Expenditure</i>	15 366 521	11 450 226
7. Belanja Bantuan Keuangan <i>Financial Assistance Expenditure</i>	5 972 003	5 591 755
8. Belanja Tak Terduga <i>Unpredicted Expenditure</i>	308 786	610 543

*) APB Desa

REALISASI PENDAPATAN DAN BELANJA PEMERINTAH DESA, KABUPATEN

Tabel : 16.4 GUNUNG KIDUL PROVINSI D. I. YOGYAKARTA (ribu rupiah), 2013-2014

Table

ACTUAL REVENUE AND EXPENDITURE OF VILLAGE GOVERNMENT OF GUNUNG KIDUL, D. I. YOGYAKARTA (thousand rupiahs), 2013-2014

Kabupaten / Regency : Gunung Kidul

Rincian <i>Classification</i>	2013	2014*)
(1)	(2)	(3)
I. PENDAPATAN/ REVENUE	60 094 603	65 328 172
1. Pendapatan Asli Daerah <i>Original Local Government Revenue</i>	5 696 248	7 913 182
2. Bagi Hasil Pajak <i>Tax Share</i>	1 612 931	2 148 893
3. Bagi Hasil Retribusi <i>Retribution Share</i>	1 996 319	1 821 756
4. Alokasi Dana Desa <i>Village Allocation Fund</i>	9 448 700	10 219 875
5. Bantuan Keuangan <i>Financial Assistance</i>	33 592 771	35 562 113
6. Hibah <i>Grant</i>	6 401 423	6 746 251
7. Sumbangan dari Pihak Ketiga <i>Donation from Third Parties</i>	1 346 211	916 102
II. BELANJA/ EXPENDITURE	58 140 483	64 219 589
1. Belanja Pegawai <i>Personnel Expenditure</i>	36 915 686	40 034 782
2. Belanja Barang dan Jasa <i>Goods and Services Expenditure</i>	12 531 853	13 907 301
3. Belanja Modal <i>Capital Expenditure</i>	5 050 067	6 422 353
4. Belanja Subsidi <i>Subsidies Expenditure</i>	0	0
5. Belanja Hibah <i>Grants Expenditure</i>	1 177 150	105 125
6. Belanja Bantuan Sosial <i>Social Assistance Expenditure</i>	2 375 151	3 222 382
7. Belanja Bantuan Keuangan <i>Financial Assistance Expenditure</i>	0	433 500
8. Belanja Tak Terduga <i>Unpredicted Expenditure</i>	90 576	94 146

*) APB Desa

REALISASI PENDAPATAN DAN BELANJA PEMERINTAH DESA, KABUPATEN

Tabel : 16.5 SLEMAN PROVINSI D. I. YOGYAKARTA (ribu rupiah), 2013-2014

Table

ACTUAL REVENUE AND EXPENDITURE OF VILLAGE GOVERNMENT OF SLEMAN, D. I. YOGYAKARTA (thousand rupiahs), 2013-2014

Kabupaten / Regency : Sleman

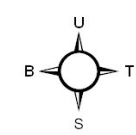
Rincian <i>Classification</i>	2013	2014*)
(1)	(2)	(3)
I. PENDAPATAN/ REVENUE	138 583 563	126 752 030
1. Pendapatan Asli Daerah <i>Original Local Government Revenue</i>	69 358 004	63 525 207
2. Bagi Hasil Pajak <i>Tax Share</i>	9 279 251	9 856 314
3. Bagi Hasil Retribusi <i>Retribution Share</i>	7 410 676	5 497 780
4. Alokasi Dana Desa <i>Village Allocation Fund</i>	14 370 418	14 730 081
5. Bantuan Keuangan <i>Financial Assistance</i>	31 336 675	32 549 248
6. Hibah <i>Grant</i>	0	0
7. Sumbangan dari Pihak Ketiga <i>Donation from Third Parties</i>	6 828 539	593 400
II. BELANJA/ EXPENDITURE	131 449 423	131 842 198
1. Belanja Pegawai <i>Personnel Expenditure</i>	61 038 555	64 501 720
2. Belanja Barang dan Jasa <i>Goods and Services Expenditure</i>	10 136 848	13 647 456
3. Belanja Modal <i>Capital Expenditure</i>	47 025 095	40 131 740
4. Belanja Subsidi <i>Subsidies Expenditure</i>	1 379 586	940 700
5. Belanja Hibah <i>Grants Expenditure</i>	0	0
6. Belanja Bantuan Sosial <i>Social Assistance Expenditure</i>	3 116 386	4 210 426
7. Belanja Bantuan Keuangan <i>Financial Assistance Expenditure</i>	8 556 232	6 974 049
8. Belanja Tak Terduga <i>Unpredicted Expenditure</i>	196 721	1 436 107

*) APB Desa

Gambar **Peta Indeks Provinsi Jawa Timur menurut Kabupaten/Kota**

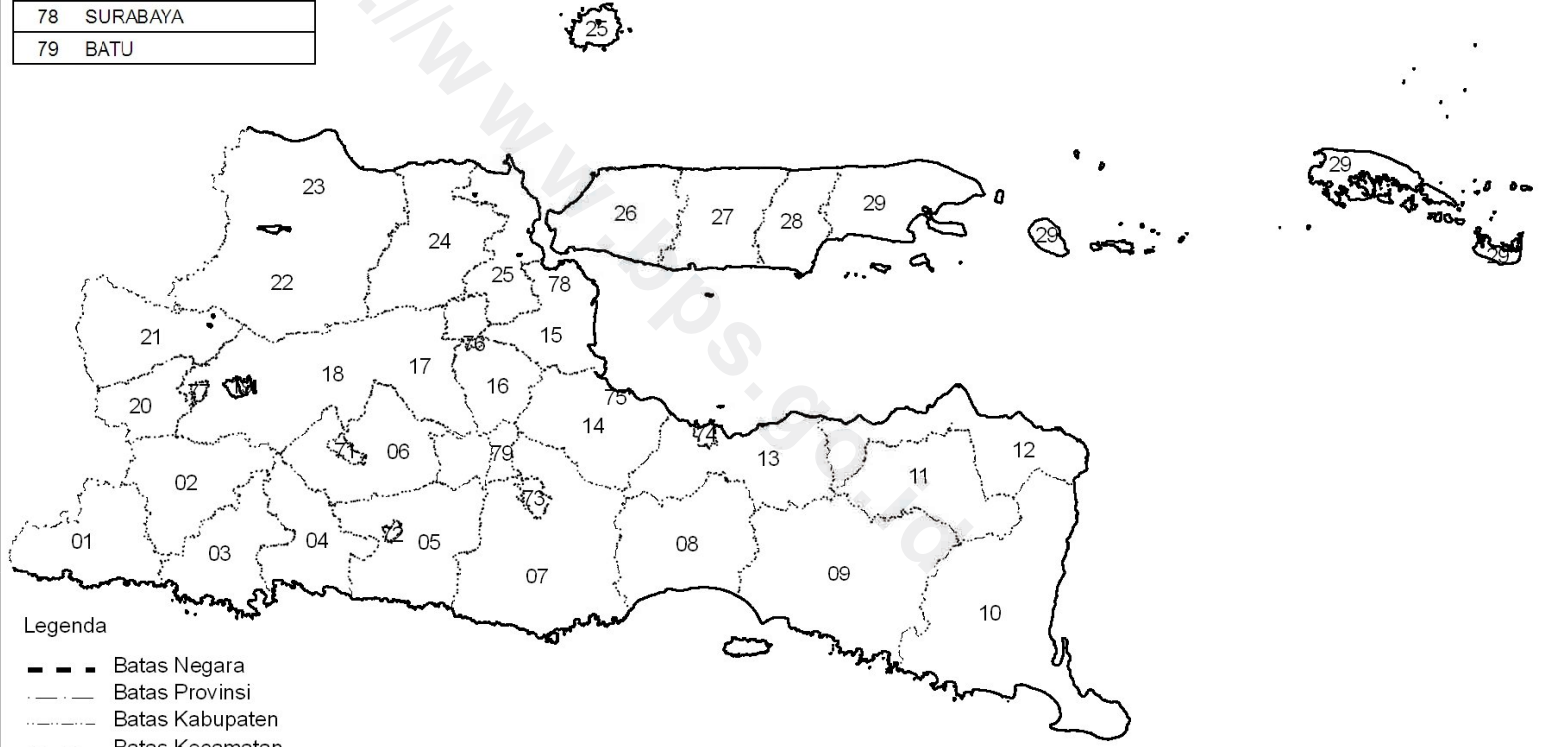
..... : 14

Figure *Index Map of Jawa Timur Province by Regency/Municipality*



KODE	NAMA KABUPATEN/KOTA
01	PACITAN
02	PONOROGO
03	TRENGGALEK
04	TULUNGAGUNG
05	BLITAR
06	KEDIRI
07	MALANG
08	LUMAJANG
09	JEMBER
10	BANYUWANGI
11	BONDOWOSO
12	SITUBONDO
13	PROBOLINGGO
14	PASURUAN
15	SIDOARJO
16	MOJOKERTO
17	JOMBANG
18	NGANJUK
19	MADIUN
20	MAGETAN
21	NGAWI
22	BOJONEGORO
23	TUBAN
24	LAMONGAN
25	GRESIK
26	BANGKALAN
27	SAMPANG
28	PAMEKASAN
29	SUMENEP
71	KEDIRI
72	BLITAR
73	MALANG

KODE	NAMA KABUPATEN/KOTA
74	PROBOLINGGO
75	PASURUAN
76	MOJOKERTO
77	MADIUN
78	SURABAYA
79	BATU



- Legenda
- Batas Negara
 - Batas Provinsi
 - Batas Kabupaten
 - Batas Kecamatan
 - Batas Desa
 - Garis Pantai / Batas Perairan

Sumber :
 Peta Digital Batas Wilayah dari Bakosurtanal, Tahun 2008
 (Diedit BPS Tahun 2010)



**REALISASI PENDAPATAN DAN BELANJA PEMERINTAH DESA SELURUH PROVINSI
JAWA TIMUR (ribu rupiah), 2013-2014
ACTUAL REVENUE AND EXPENDITURE OF VILLAGE GOVERNMENT THROUGHOUT
JAWA TIMUR PROVINCE (thousand rupiahs), 2013-2014**

Tabel : 17
Table

Kabupaten/Kota <i>Regency/Municipality</i>	2013		2014*)	
	Pendapatan <i>Revenue</i>	Belanja <i>Expenditure</i>	Pendapatan <i>Revenue</i>	Belanja <i>Expenditure</i>
(1)	(2)	(3)	(4)	(5)
01 Pacitan	87 087 130	86 708 012	102 223 466	102 903 884
02 Ponorogo	81 229 909	81 427 162	85 425 667	85 611 125
03 Trenggalek	66 104 779	65 218 438	67 407 390	66 898 531
04 Tulungagung	117 174 778	114 937 958	123 597 260	120 385 875
05 Blitar	105 063 551	95 515 961	104 730 630	97 300 968
06 Kediri	195 447 462	198 679 811	196 352 051	200 786 519
07 Malang	303 323 918	299 293 217	291 118 647	278 826 818
08 Lumajang	76 259 378	76 263 032	81 094 140	80 943 023
09 Jember	138 810 346	138 810 346	147 204 150	147 154 569
10 Banyuwangi	90 545 859	91 158 841	95 385 610	93 598 267
11 Bondowoso	72 340 628	71 934 647	83 613 022	83 336 952
12 Situbondo	39 418 793	38 721 467	40 062 244	40 118 207
13 Probolinggo	84 105 625	84 105 625	89 581 787	89 581 787
14 Pasuruan	85 829 953	85 305 917	89 859 443	89 551 782
15 Sidoarjo	149 037 328	147 049 393	180 239 601	178 388 987
16 Mojokerto	108 271 109	102 017 422	109 173 404	108 041 153
17 Jombang	122 983 350	119 930 680	113 534 531	122 773 303
18 Nganjuk	112 797 996	109 324 584	147 854 506	145 010 070
19 Madiun	114 904 559	114 595 101	111 086 185	111 178 335
20 Magetan	124 773 151	124 731 156	124 266 190	124 331 075
21 Ngawi	105 842 538	103 886 244	104 111 961	98 889 821
22 Bojonegoro	259 039 834	260 146 809	240 176 627	242 275 573
23 Tuban	158 082 051	158 333 639	156 939 713	157 090 233
24 Lamongan	225 169 106	222 973 375	264 649 699	262 354 440
25 Gresik	168 760 015	169 118 537	176 467 097	168 285 883
26 Bangkalan	28 247 748	28 222 492	29 640 991	29 585 955
27 Sampang	76 136 580	75 830 984	74 380 858	74 914 927
28 Pamekasan	39 769 197	39 389 706	41 198 987	40 368 138
29 Sumenep	55 170 080	55 170 080	55 092 276	55 092 276
79 Batu	23 211 873	22 509 493	21 395 720	21 389 711
JAWA TIMUR	3 414 938 624	3 381 310 129	3 547 863 853	3 516 968 187

*) APB Desa

Tabel : 17.1 **REALISASI PENDAPATAN DAN BELANJA SELURUH PEMERINTAH DESA DI**
Table : 17.1 **PROVINSI JAWA TIMUR (ribu rupiah), 2013-2014**
ACTUAL REVENUE AND EXPENDITURE OF VILLAGE GOVERNMENT THROUGHOUT
JAWA TIMUR PROVINCE (thousand rupiahs), 2013-2014

Rincian <i>Classification</i>	2013	2014*)
(1)	(2)	(3)
I. PENDAPATAN/REVENUE	3 414 938 624	3 547 863 853
1. Pendapatan Asli Daerah <i>Original Local Government Revenue</i>	984 496 071	1 062 178 411
2. Bagi Hasil Pajak <i>Tax Share</i>	65 437 404	78 185 370
3. Bagi Hasil Retribusi <i>Retribution Share</i>	10 766 285	13 195 688
4. Alokasi Dana Desa <i>Village Allocation Fund</i>	851 590 308	884 379 708
5. Bantuan Keuangan <i>Financial Assistance</i>	1 356 865 345	1 387 160 355
6. Hibah <i>Grant</i>	85 437 675	87 541 057
7. Sumbangan dari Pihak Ketiga <i>Donation from Third Parties</i>	60 345 536	35 223 264
II. BELANJA/EXPENDITURE	3 381 310 129	3 516 968 187
1. Belanja Pegawai <i>Personnel Expenditure</i>	1 504 099 203	1 656 939 705
2. Belanja Barang dan Jasa <i>Goods and Services Expenditure</i>	397 918 965	426 288 370
3. Belanja Modal <i>Capital Expenditure</i>	1 004 308 667	965 302 266
4. Belanja Subsidi <i>Subsidies Expenditure</i>	29 865 362	30 728 016
5. Belanja Hibah <i>Grants Expenditure</i>	91 732 775	91 616 014
6. Belanja Bantuan Sosial <i>Social Assistance Expenditure</i>	125 086 995	127 150 953
7. Belanja Bantuan Keuangan <i>Financial Assistance Expenditure</i>	190 431 692	175 796 002
8. Belanja Tak Terduga <i>Unpredicted Expenditure</i>	37 866 470	43 146 861

*) APB Desa

REALISASI PENDAPATAN DAN BELANJA PEMERINTAH DESA, KABUPATEN

Tabel : 17.2 PACITAN PROVINSI JAWA TIMUR (ribu rupiah), 2013-2014

Table

**ACTUAL REVENUE AND EXPENDITURE OF VILLAGE GOVERNMENT OF PACITAN,
JAWA TIMUR (thousand rupiahs), 2013-2014**

Kabupaten / Regency : Pacitan

Rincian <i>Classification</i>	2013	2014*)
(1)	(2)	(3)
I. PENDAPATAN/ REVENUE	87 087 130	102 223 466
1. Pendapatan Asli Daerah <i>Original Local Government Revenue</i>	15 504 686	15 427 559
2. Bagi Hasil Pajak <i>Tax Share</i>	1 377 262	1 620 191
3. Bagi Hasil Retribusi <i>Retribution Share</i>	113 668	1 139 633
4. Alokasi Dana Desa <i>Village Allocation Fund</i>	16 729 061	16 776 961
5. Bantuan Keuangan <i>Financial Assistance</i>	50 038 404	67 248 479
6. Hibah <i>Grant</i>	3 241 389	10 643
7. Sumbangan dari Pihak Ketiga <i>Donation from Third Parties</i>	82 660	0
II. BELANJA/ EXPENDITURE	86 708 012	102 903 884
1. Belanja Pegawai <i>Personnel Expenditure</i>	33 878 531	42 352 650
2. Belanja Barang dan Jasa <i>Goods and Services Expenditure</i>	10 013 953	11 325 503
3. Belanja Modal <i>Capital Expenditure</i>	27 441 898	29 880 006
4. Belanja Subsidi <i>Subsidies Expenditure</i>	821 629	1 477 959
5. Belanja Hibah <i>Grants Expenditure</i>	334 810	107 667
6. Belanja Bantuan Sosial <i>Social Assistance Expenditure</i>	3 982 579	3 189 271
7. Belanja Bantuan Keuangan <i>Financial Assistance Expenditure</i>	8 481 075	11 178 169
8. Belanja Tak Terduga <i>Unpredicted Expenditure</i>	1 753 537	3 392 659

*) APB Desa

REALISASI PENDAPATAN DAN BELANJA PEMERINTAH DESA, KABUPATEN

Tabel : 17.3 PONOROGO PROVINSI JAWA TIMUR (ribu rupiah), 2013-2014

Table

**ACTUAL REVENUE AND EXPENDITURE OF VILLAGE GOVERNMENT OF
PONOROGO, JAWA TIMUR (thousand rupiahs), 2013-2014**

Kabupaten / Regency : Ponorogo

Rincian <i>Classification</i>	2013	2014*)
(1)	(2)	(3)
I. PENDAPATAN/ REVENUE	81 229 909	85 425 667
1. Pendapatan Asli Daerah <i>Original Local Government Revenue</i>	30 075 597	33 770 396
2. Bagi Hasil Pajak <i>Tax Share</i>	1 168 529	1 203 858
3. Bagi Hasil Retribusi <i>Retribution Share</i>	0	0
4. Alokasi Dana Desa <i>Village Allocation Fund</i>	17 243 167	18 231 417
5. Bantuan Keuangan <i>Financial Assistance</i>	32 316 627	31 942 351
6. Hibah <i>Grant</i>	7 833	7 833
7. Sumbangan dari Pihak Ketiga <i>Donation from Third Parties</i>	418 156	269 812
II. BELANJA/ EXPENDITURE	81 427 162	85 611 125
1. Belanja Pegawai <i>Personnel Expenditure</i>	46 558 770	51 952 587
2. Belanja Barang dan Jasa <i>Goods and Services Expenditure</i>	8 991 696	9 459 953
3. Belanja Modal <i>Capital Expenditure</i>	13 154 805	12 177 348
4. Belanja Subsidi <i>Subsidies Expenditure</i>	1 454 640	1 802 640
5. Belanja Hibah <i>Grants Expenditure</i>	573 012	123 919
6. Belanja Bantuan Sosial <i>Social Assistance Expenditure</i>	1 358 310	1 439 274
7. Belanja Bantuan Keuangan <i>Financial Assistance Expenditure</i>	8 381 327	7 614 028
8. Belanja Tak Terduga <i>Unpredicted Expenditure</i>	954 602	1 041 376

*) APB Desa

REALISASI PENDAPATAN DAN BELANJA PEMERINTAH DESA, KABUPATEN

Tabel : 17.4 TRENGGALEK PROVINSI JAWA TIMUR (ribu rupiah), 2013-2014

Table

**ACTUAL REVENUE AND EXPENDITURE OF VILLAGE GOVERNMENT OF
TRENGGALEK, JAWA TIMUR (thousand rupiahs), 2013-2014**

Kabupaten / Regency : Trenggalek

Rincian <i>Classification</i>	2013	2014*)
(1)	(2)	(3)
I. PENDAPATAN/ REVENUE	66 104 779	67 407 390
1. Pendapatan Asli Daerah <i>Original Local Government Revenue</i>	18 260 722	18 639 838
2. Bagi Hasil Pajak <i>Tax Share</i>	968 940	989 084
3. Bagi Hasil Retribusi <i>Retribution Share</i>	1 084 088	1 097 598
4. Alokasi Dana Desa <i>Village Allocation Fund</i>	15 278 313	15 908 604
5. Bantuan Keuangan <i>Financial Assistance</i>	26 687 702	28 350 709
6. Hibah <i>Grant</i>	183 506	113 412
7. Sumbangan dari Pihak Ketiga <i>Donation from Third Parties</i>	3 641 508	2 308 145
II. BELANJA/ EXPENDITURE	65 218 438	66 898 531
1. Belanja Pegawai <i>Personnel Expenditure</i>	32 160 481	32 615 522
2. Belanja Barang dan Jasa <i>Goods and Services Expenditure</i>	4 338 526	4 399 675
3. Belanja Modal <i>Capital Expenditure</i>	17 058 587	21 316 863
4. Belanja Subsidi <i>Subsidies Expenditure</i>	639 447	745 944
5. Belanja Hibah <i>Grants Expenditure</i>	1 624 373	959 348
6. Belanja Bantuan Sosial <i>Social Assistance Expenditure</i>	945 585	1 037 307
7. Belanja Bantuan Keuangan <i>Financial Assistance Expenditure</i>	7 909 994	5 638 997
8. Belanja Tak Terduga <i>Unpredicted Expenditure</i>	541 445	184 875

*) APB Desa

REALISASI PENDAPATAN DAN BELANJA PEMERINTAH DESA, KABUPATEN

Tabel : 17.5 TULUNGAGUNG PROVINSI JAWA TIMUR (ribu rupiah), 2013-2014

Table

**ACTUAL REVENUE AND EXPENDITURE OF VILLAGE GOVERNMENT OF
TULUNGAGUNG, JAWA TIMUR (thousand rupiahs), 2013-2014**

Kabupaten / Regency : Tulungagung

Rincian <i>Classification</i>	2013	2014*)
(1)	(2)	(3)
I. PENDAPATAN/ REVENUE	117 174 778	123 597 260
1. Pendapatan Asli Daerah <i>Original Local Government Revenue</i>	45 055 114	52 717 727
2. Bagi Hasil Pajak <i>Tax Share</i>	2 120 220	2 105 497
3. Bagi Hasil Retribusi <i>Retribution Share</i>	1 174 100	741 785
4. Alokasi Dana Desa <i>Village Allocation Fund</i>	22 973 593	24 279 350
5. Bantuan Keuangan <i>Financial Assistance</i>	43 558 648	42 776 804
6. Hibah <i>Grant</i>	673 857	673 857
7. Sumbangan dari Pihak Ketiga <i>Donation from Third Parties</i>	1 619 246	302 240
II. BELANJA/ EXPENDITURE	114 937 958	120 385 875
1. Belanja Pegawai <i>Personnel Expenditure</i>	69 215 696	74 513 757
2. Belanja Barang dan Jasa <i>Goods and Services Expenditure</i>	13 175 230	11 755 531
3. Belanja Modal <i>Capital Expenditure</i>	24 195 570	26 834 671
4. Belanja Subsidi <i>Subsidies Expenditure</i>	38 143	38 143
5. Belanja Hibah <i>Grants Expenditure</i>	571 089	514 929
6. Belanja Bantuan Sosial <i>Social Assistance Expenditure</i>	950 213	1 348 575
7. Belanja Bantuan Keuangan <i>Financial Assistance Expenditure</i>	5 299 158	4 045 768
8. Belanja Tak Terduga <i>Unpredicted Expenditure</i>	1 492 859	1 334 501

*) APB Desa

REALISASI PENDAPATAN DAN BELANJA PEMERINTAH DESA, KABUPATEN BLITAR

Tabel : 17.6 **PROVINSI JAWA TIMUR (ribu rupiah), 2013-2014**

Table

**ACTUAL REVENUE AND EXPENDITURE OF VILLAGE GOVERNMENT OF BLITAR,
JAWA TIMUR (thousand rupiahs), 2013-2014**

Kabupaten / Regency : Blitar

Rincian <i>Classification</i>	2013	2014*)
(1)	(2)	(3)
I. PENDAPATAN/ REVENUE	105 063 551	104 730 630
1. Pendapatan Asli Daerah <i>Original Local Government Revenue</i>	31 137 131	32 182 506
2. Bagi Hasil Pajak <i>Tax Share</i>	2 233 229	3 308 759
3. Bagi Hasil Retribusi <i>Retribution Share</i>	330 668	492 401
4. Alokasi Dana Desa <i>Village Allocation Fund</i>	28 689 466	28 969 832
5. Bantuan Keuangan <i>Financial Assistance</i>	38 704 536	38 140 110
6. Hibah <i>Grant</i>	3 342 722	734 256
7. Sumbangan dari Pihak Ketiga <i>Donation from Third Parties</i>	625 799	902 766
II. BELANJA/ EXPENDITURE	95 515 961	97 300 968
1. Belanja Pegawai <i>Personnel Expenditure</i>	40 219 884	47 632 472
2. Belanja Barang dan Jasa <i>Goods and Services Expenditure</i>	18 400 319	15 285 884
3. Belanja Modal <i>Capital Expenditure</i>	25 846 143	22 978 758
4. Belanja Subsidi <i>Subsidies Expenditure</i>	263 141	739 566
5. Belanja Hibah <i>Grants Expenditure</i>	2 588 581	2 220 060
6. Belanja Bantuan Sosial <i>Social Assistance Expenditure</i>	2 898 534	3 016 631
7. Belanja Bantuan Keuangan <i>Financial Assistance Expenditure</i>	3 514 038	3 645 523
8. Belanja Tak Terduga <i>Unpredicted Expenditure</i>	1 785 321	1 782 074

*) APB Desa

REALISASI PENDAPATAN DAN BELANJA PEMERINTAH DESA, KABUPATEN KEDIRI

Tabel : 17.7 PROVINSI JAWA TIMUR (ribu rupiah), 2013-2014

Table

**ACTUAL REVENUE AND EXPENDITURE OF VILLAGE GOVERNMENT OF KEDIRI,
JAWA TIMUR (thousand rupiahs), 2013-2014**

Kabupaten / Regency : Kediri

Rincian <i>Classification</i>	2013	2014*)
(1)	(2)	(3)
I. PENDAPATAN/ REVENUE	195 447 462	196 352 051
1. Pendapatan Asli Daerah <i>Original Local Government Revenue</i>	116 963 686	125 584 216
2. Bagi Hasil Pajak <i>Tax Share</i>	2 447 396	2 663 491
3. Bagi Hasil Retribusi <i>Retribution Share</i>	1 680 693	1 970 073
4. Alokasi Dana Desa <i>Village Allocation Fund</i>	31 671 297	31 875 103
5. Bantuan Keuangan <i>Financial Assistance</i>	33 811 820	27 632 622
6. Hibah <i>Grant</i>	4 522 868	3 930 175
7. Sumbangan dari Pihak Ketiga <i>Donation from Third Parties</i>	4 349 702	2 696 371
II. BELANJA/ EXPENDITURE	198 679 811	200 786 519
1. Belanja Pegawai <i>Personnel Expenditure</i>	106 465 098	115 813 944
2. Belanja Barang dan Jasa <i>Goods and Services Expenditure</i>	26 718 991	25 024 289
3. Belanja Modal <i>Capital Expenditure</i>	41 683 193	44 606 709
4. Belanja Subsidi <i>Subsidies Expenditure</i>	385 000	528 000
5. Belanja Hibah <i>Grants Expenditure</i>	16 289 949	7 554 841
6. Belanja Bantuan Sosial <i>Social Assistance Expenditure</i>	3 093 370	3 351 005
7. Belanja Bantuan Keuangan <i>Financial Assistance Expenditure</i>	1 534 866	772 169
8. Belanja Tak Terduga <i>Unpredicted Expenditure</i>	2 509 344	3 135 562

*) APB Desa

REALISASI PENDAPATAN DAN BELANJA PEMERINTAH DESA, KABUPATEN

Tabel : 17.8 MALANG PROVINSI JAWA TIMUR (ribu rupiah), 2013-2014

Table

**ACTUAL REVENUE AND EXPENDITURE OF VILLAGE GOVERNMENT OF MALANG,
JAWA TIMUR (thousand rupiahs), 2013-2014**

Kabupaten / Regency : Malang

Rincian <i>Classification</i>	2013	2014*)
(1)	(2)	(3)
I. PENDAPATAN/ REVENUE	303 323 918	291 118 647
1. Pendapatan Asli Daerah <i>Original Local Government Revenue</i>	86 560 865	89 071 662
2. Bagi Hasil Pajak <i>Tax Share</i>	1 038 410	953 556
3. Bagi Hasil Retribusi <i>Retribution Share</i>	63 856	27 727
4. Alokasi Dana Desa <i>Village Allocation Fund</i>	54 486 774	54 975 306
5. Bantuan Keuangan <i>Financial Assistance</i>	135 948 367	124 724 514
6. Hibah <i>Grant</i>	19 601 263	17 637 494
7. Sumbangan dari Pihak Ketiga <i>Donation from Third Parties</i>	5 624 383	3 728 388
II. BELANJA/ EXPENDITURE	299 293 217	278 826 818
1. Belanja Pegawai <i>Personnel Expenditure</i>	81 688 005	89 578 229
2. Belanja Barang dan Jasa <i>Goods and Services Expenditure</i>	25 916 993	50 628 945
3. Belanja Modal <i>Capital Expenditure</i>	136 713 850	81 778 216
4. Belanja Subsidi <i>Subsidies Expenditure</i>	2 712 441	3 273 262
5. Belanja Hibah <i>Grants Expenditure</i>	11 161 330	11 453 898
6. Belanja Bantuan Sosial <i>Social Assistance Expenditure</i>	32 856 063	32 395 302
7. Belanja Bantuan Keuangan <i>Financial Assistance Expenditure</i>	6 082 169	6 002 877
8. Belanja Tak Terduga <i>Unpredicted Expenditure</i>	2 162 366	3 716 089

*) APB Desa

REALISASI PENDAPATAN DAN BELANJA PEMERINTAH DESA, KABUPATEN

Tabel : 17.9 LUMAJANG PROVINSI JAWA TIMUR (ribu rupiah), 2013-2014

Table

**ACTUAL REVENUE AND EXPENDITURE OF VILLAGE GOVERNMENT OF LUMAJANG,
JAWA TIMUR (thousand rupiahs), 2013-2014**

Kabupaten / Regency : Lumajang

Rincian <i>Classification</i>	2013	2014*)
(1)	(2)	(3)
I. PENDAPATAN/ REVENUE	76 259 378	81 094 140
1. Pendapatan Asli Daerah <i>Original Local Government Revenue</i>	16 719 428	20 698 369
2. Bagi Hasil Pajak <i>Tax Share</i>	258 170	304 086
3. Bagi Hasil Retribusi <i>Retribution Share</i>	0	0
4. Alokasi Dana Desa <i>Village Allocation Fund</i>	29 825 022	31 219 685
5. Bantuan Keuangan <i>Financial Assistance</i>	28 858 114	28 274 366
6. Hibah <i>Grant</i>	278 207	0
7. Sumbangan dari Pihak Ketiga <i>Donation from Third Parties</i>	320 437	597 634
II. BELANJA/ EXPENDITURE	76 263 032	80 943 023
1. Belanja Pegawai <i>Personnel Expenditure</i>	36 701 666	40 880 097
2. Belanja Barang dan Jasa <i>Goods and Services Expenditure</i>	11 832 790	12 528 586
3. Belanja Modal <i>Capital Expenditure</i>	12 104 283	10 162 989
4. Belanja Subsidi <i>Subsidies Expenditure</i>	922 030	317 373
5. Belanja Hibah <i>Grants Expenditure</i>	389 017	572 828
6. Belanja Bantuan Sosial <i>Social Assistance Expenditure</i>	5 902 733	5 823 310
7. Belanja Bantuan Keuangan <i>Financial Assistance Expenditure</i>	7 654 988	9 243 266
8. Belanja Tak Terduga <i>Unpredicted Expenditure</i>	755 525	1 414 574

*) APB Desa

REALISASI PENDAPATAN DAN BELANJA PEMERINTAH DESA, KABUPATEN

Tabel : 17.10 JEMBER PROVINSI JAWA TIMUR (ribu rupiah), 2013-2014

Table

**ACTUAL REVENUE AND EXPENDITURE OF VILLAGE GOVERNMENT OF JEMBER,
JAWA TIMUR (thousand rupiahs), 2013-2014**

Kabupaten / Regency : Jember

Rincian <i>Classification</i>	2013	2014*)
(1)	(2)	(3)
I. PENDAPATAN/ REVENUE	138 810 346	147 204 150
1. Pendapatan Asli Daerah <i>Original Local Government Revenue</i>	31 212 707	41 937 463
2. Bagi Hasil Pajak <i>Tax Share</i>	39 652	39 652
3. Bagi Hasil Retribusi <i>Retribution Share</i>	241 834	241 834
4. Alokasi Dana Desa <i>Village Allocation Fund</i>	48 000 936	48 655 119
5. Bantuan Keuangan <i>Financial Assistance</i>	58 306 418	55 406 546
6. Hibah <i>Grant</i>	974 842	889 579
7. Sumbangan dari Pihak Ketiga <i>Donation from Third Parties</i>	33 957	33 957
II. BELANJA/ EXPENDITURE	138 810 346	147 154 569
1. Belanja Pegawai <i>Personnel Expenditure</i>	64 523 430	64 032 421
2. Belanja Barang dan Jasa <i>Goods and Services Expenditure</i>	5 047 357	5 082 233
3. Belanja Modal <i>Capital Expenditure</i>	44 642 989	44 993 092
4. Belanja Subsidi <i>Subsidies Expenditure</i>	15 920 398	15 948 239
5. Belanja Hibah <i>Grants Expenditure</i>	1 698 774	1 538 274
6. Belanja Bantuan Sosial <i>Social Assistance Expenditure</i>	1 404 986	1 378 602
7. Belanja Bantuan Keuangan <i>Financial Assistance Expenditure</i>	2 569 990	11 114 542
8. Belanja Tak Terduga <i>Unpredicted Expenditure</i>	3 002 422	3 067 166

*) APB Desa

REALISASI PENDAPATAN DAN BELANJA PEMERINTAH DESA, KABUPATEN

Tabel : 17.11 BANYUWANGI PROVINSI JAWA TIMUR (ribu rupiah), 2013-2014

Table

**ACTUAL REVENUE AND EXPENDITURE OF VILLAGE GOVERNMENT OF
BANYUWANGI, JAWA TIMUR (thousand rupiahs), 2013-2014**

Kabupaten / Regency : Banyuwangi

Rincian <i>Classification</i>	2013	2014*)
(1)	(2)	(3)
I. PENDAPATAN/ REVENUE	90 545 859	95 385 610
1. Pendapatan Asli Daerah <i>Original Local Government Revenue</i>	27 226 574	31 738 732
2. Bagi Hasil Pajak <i>Tax Share</i>	275 302	222 070
3. Bagi Hasil Retribusi <i>Retribution Share</i>	0	0
4. Alokasi Dana Desa <i>Village Allocation Fund</i>	30 632 671	30 655 350
5. Bantuan Keuangan <i>Financial Assistance</i>	31 535 196	31 602 820
6. Hibah <i>Grant</i>	284 615	39 846
7. Sumbangan dari Pihak Ketiga <i>Donation from Third Parties</i>	591 501	1 126 792
II. BELANJA/ EXPENDITURE	91 158 841	93 598 267
1. Belanja Pegawai <i>Personnel Expenditure</i>	39 738 610	44 769 298
2. Belanja Barang dan Jasa <i>Goods and Services Expenditure</i>	8 291 999	5 424 808
3. Belanja Modal <i>Capital Expenditure</i>	20 734 176	22 049 655
4. Belanja Subsidi <i>Subsidies Expenditure</i>	36 765	0
5. Belanja Hibah <i>Grants Expenditure</i>	2 125 717	1 800 462
6. Belanja Bantuan Sosial <i>Social Assistance Expenditure</i>	4 659 955	4 460 179
7. Belanja Bantuan Keuangan <i>Financial Assistance Expenditure</i>	14 104 682	13 555 027
8. Belanja Tak Terduga <i>Unpredicted Expenditure</i>	1 466 937	1 538 838

*) APB Desa

REALISASI PENDAPATAN DAN BELANJA PEMERINTAH DESA, KABUPATEN

Tabel : 17.12 BONDOWOSO PROVINSI JAWA TIMUR (ribu rupiah), 2013-2014

Table

**ACTUAL REVENUE AND EXPENDITURE OF VILLAGE GOVERNMENT OF
BONDOWOSO, JAWA TIMUR (thousand rupiahs), 2013-2014**

Kabupaten / Regency : Bondowoso

Rincian <i>Classification</i>	2013	2014*)
(1)	(2)	(3)
I. PENDAPATAN/ REVENUE	72 340 628	83 613 022
1. Pendapatan Asli Daerah <i>Original Local Government Revenue</i>	7 557 985	8 186 450
2. Bagi Hasil Pajak <i>Tax Share</i>	59 771	83 162
3. Bagi Hasil Retribusi <i>Retribution Share</i>	0	0
4. Alokasi Dana Desa <i>Village Allocation Fund</i>	21 682 229	29 336 136
5. Bantuan Keuangan <i>Financial Assistance</i>	43 040 643	46 007 274
6. Hibah <i>Grant</i>	0	0
7. Sumbangan dari Pihak Ketiga <i>Donation from Third Parties</i>	0	0
II. BELANJA/ EXPENDITURE	71 934 647	83 336 952
1. Belanja Pegawai <i>Personnel Expenditure</i>	46 101 971	50 156 299
2. Belanja Barang dan Jasa <i>Goods and Services Expenditure</i>	6 174 209	7 416 982
3. Belanja Modal <i>Capital Expenditure</i>	15 061 184	22 147 788
4. Belanja Subsidi <i>Subsidies Expenditure</i>	346 638	193 462
5. Belanja Hibah <i>Grants Expenditure</i>	0	0
6. Belanja Bantuan Sosial <i>Social Assistance Expenditure</i>	1 293 875	1 195 536
7. Belanja Bantuan Keuangan <i>Financial Assistance Expenditure</i>	2 316 732	1 495 520
8. Belanja Tak Terduga <i>Unpredicted Expenditure</i>	640 038	731 365

*) APB Desa

REALISASI PENDAPATAN DAN BELANJA PEMERINTAH DESA, KABUPATEN

Tabel : 17.13 SITUBONDO PROVINSI JAWA TIMUR (ribu rupiah), 2013-2014

Table

**ACTUAL REVENUE AND EXPENDITURE OF VILLAGE GOVERNMENT OF
SITUBONDO, JAWA TIMUR (thousand rupiahs), 2013-2014**

Kabupaten / Regency : Situbondo

Rincian <i>Classification</i>	2013	2014*)
(1)	(2)	(3)
I. PENDAPATAN/ REVENUE	39 418 793	40 062 244
1. Pendapatan Asli Daerah <i>Original Local Government Revenue</i>	3 080 834	3 221 870
2. Bagi Hasil Pajak <i>Tax Share</i>	0	0
3. Bagi Hasil Retribusi <i>Retribution Share</i>	42 750	54 625
4. Alokasi Dana Desa <i>Village Allocation Fund</i>	14 197 369	14 900 870
5. Bantuan Keuangan <i>Financial Assistance</i>	21 972 033	21 792 254
6. Hibah <i>Grant</i>	92 625	92 625
7. Sumbangan dari Pihak Ketiga <i>Donation from Third Parties</i>	33 182	0
II. BELANJA/ EXPENDITURE	38 721 467	40 118 207
1. Belanja Pegawai <i>Personnel Expenditure</i>	19 338 505	20 694 068
2. Belanja Barang dan Jasa <i>Goods and Services Expenditure</i>	4 836 565	5 111 564
3. Belanja Modal <i>Capital Expenditure</i>	5 802 580	6 405 047
4. Belanja Subsidi <i>Subsidies Expenditure</i>	627 917	596 666
5. Belanja Hibah <i>Grants Expenditure</i>	4 503 198	3 460 272
6. Belanja Bantuan Sosial <i>Social Assistance Expenditure</i>	2 521 116	2 699 769
7. Belanja Bantuan Keuangan <i>Financial Assistance Expenditure</i>	730 816	738 571
8. Belanja Tak Terduga <i>Unpredicted Expenditure</i>	360 770	412 250

*) APB Desa

REALISASI PENDAPATAN DAN BELANJA PEMERINTAH DESA, KABUPATEN

Tabel : 17.14 PROBOLINGGO PROVINSI JAWA TIMUR (ribu rupiah), 2013-2014

Table

**ACTUAL REVENUE AND EXPENDITURE OF VILLAGE GOVERNMENT OF
PROBOLINGGO, JAWA TIMUR (thousand rupiahs), 2013-2014**

Kabupaten / Regency : Probolinggo

Rincian <i>Classification</i>	2013	2014*)
(1)	(2)	(3)
I. PENDAPATAN/ REVENUE	84 105 625	89 581 787
1. Pendapatan Asli Daerah <i>Original Local Government Revenue</i>	13 735 744	15 242 667
2. Bagi Hasil Pajak <i>Tax Share</i>	0	0
3. Bagi Hasil Retribusi <i>Retribution Share</i>	0	0
4. Alokasi Dana Desa <i>Village Allocation Fund</i>	38 276 636	38 239 728
5. Bantuan Keuangan <i>Financial Assistance</i>	32 093 245	36 099 392
6. Hibah <i>Grant</i>	0	0
7. Sumbangan dari Pihak Ketiga <i>Donation from Third Parties</i>	0	0
II. BELANJA/ EXPENDITURE	84 105 625	89 581 787
1. Belanja Pegawai <i>Personnel Expenditure</i>	50 797 805	56 977 317
2. Belanja Barang dan Jasa <i>Goods and Services Expenditure</i>	3 362 432	5 090 614
3. Belanja Modal <i>Capital Expenditure</i>	20 810 774	18 451 335
4. Belanja Subsidi <i>Subsidies Expenditure</i>	0	0
5. Belanja Hibah <i>Grants Expenditure</i>	0	0
6. Belanja Bantuan Sosial <i>Social Assistance Expenditure</i>	0	0
7. Belanja Bantuan Keuangan <i>Financial Assistance Expenditure</i>	9 134 614	9 062 521
8. Belanja Tak Terduga <i>Unpredicted Expenditure</i>	0	0

*) APB Desa

REALISASI PENDAPATAN DAN BELANJA PEMERINTAH DESA, KABUPATEN

Tabel : 17.15 PASURUAN PROVINSI JAWA TIMUR (ribu rupiah), 2013-2014

Table

**ACTUAL REVENUE AND EXPENDITURE OF VILLAGE GOVERNMENT OF PASURUAN,
JAWA TIMUR (thousand rupiahs), 2013-2014**

Kabupaten / Regency : Pasuruan

Rincian <i>Classification</i>	2013	2014*)
(1)	(2)	(3)
I. PENDAPATAN/ REVENUE	85 829 953	89 859 443
1. Pendapatan Asli Daerah <i>Original Local Government Revenue</i>	2 154 903	2 221 913
2. Bagi Hasil Pajak <i>Tax Share</i>	0	0
3. Bagi Hasil Retribusi <i>Retribution Share</i>	146 037	146 037
4. Alokasi Dana Desa <i>Village Allocation Fund</i>	44 526 449	48 417 334
5. Bantuan Keuangan <i>Financial Assistance</i>	37 438 304	37 509 899
6. Hibah <i>Grant</i>	0	0
7. Sumbangan dari Pihak Ketiga <i>Donation from Third Parties</i>	1 564 260	1 564 260
II. BELANJA/ EXPENDITURE	85 305 917	89 551 782
1. Belanja Pegawai <i>Personnel Expenditure</i>	49 731 751	52 042 919
2. Belanja Barang dan Jasa <i>Goods and Services Expenditure</i>	18 944 637	20 166 931
3. Belanja Modal <i>Capital Expenditure</i>	10 625 145	11 131 276
4. Belanja Subsidi <i>Subsidies Expenditure</i>	331 208	354 525
5. Belanja Hibah <i>Grants Expenditure</i>	1 314 002	1 412 333
6. Belanja Bantuan Sosial <i>Social Assistance Expenditure</i>	1 479 497	1 606 226
7. Belanja Bantuan Keuangan <i>Financial Assistance Expenditure</i>	1 448 133	1 536 886
8. Belanja Tak Terduga <i>Unpredicted Expenditure</i>	1 431 544	1 300 686

*) APB Desa

REALISASI PENDAPATAN DAN BELANJA PEMERINTAH DESA, KABUPATEN

Tabel : 17.16 SIDOARJO PROVINSI JAWA TIMUR (ribu rupiah), 2013-2014

Table

**ACTUAL REVENUE AND EXPENDITURE OF VILLAGE GOVERNMENT OF SIDOARJO,
JAWA TIMUR (thousand rupiahs), 2013-2014**

Kabupaten / Regency : Sidoarjo

Rincian <i>Classification</i>	2013	2014*)
(1)	(2)	(3)
I. PENDAPATAN/ REVENUE	149 037 328	180 239 601
1. Pendapatan Asli Daerah <i>Original Local Government Revenue</i>	33 872 150	43 017 895
2. Bagi Hasil Pajak <i>Tax Share</i>	35 077 850	46 295 994
3. Bagi Hasil Retribusi <i>Retribution Share</i>	2 728 287	3 292 648
4. Alokasi Dana Desa <i>Village Allocation Fund</i>	20 476 960	21 636 015
5. Bantuan Keuangan <i>Financial Assistance</i>	55 161 073	64 508 791
6. Hibah <i>Grant</i>	1 145 326	726 304
7. Sumbangan dari Pihak Ketiga <i>Donation from Third Parties</i>	575 682	761 954
II. BELANJA/ EXPENDITURE	147 049 393	178 388 987
1. Belanja Pegawai <i>Personnel Expenditure</i>	88 704 710	107 046 557
2. Belanja Barang dan Jasa <i>Goods and Services Expenditure</i>	29 593 434	39 461 107
3. Belanja Modal <i>Capital Expenditure</i>	10 635 167	13 188 562
4. Belanja Subsidi <i>Subsidies Expenditure</i>	602 522	536 528
5. Belanja Hibah <i>Grants Expenditure</i>	426 464	359 420
6. Belanja Bantuan Sosial <i>Social Assistance Expenditure</i>	3 888 894	3 781 025
7. Belanja Bantuan Keuangan <i>Financial Assistance Expenditure</i>	11 801 251	13 226 809
8. Belanja Tak Terduga <i>Unpredicted Expenditure</i>	1 396 951	788 979

*) APB Desa

REALISASI PENDAPATAN DAN BELANJA PEMERINTAH DESA, KABUPATEN

Tabel : 17.17 MOJOKERTO PROVINSI JAWA TIMUR (ribu rupiah), 2013-2014

Table

**ACTUAL REVENUE AND EXPENDITURE OF VILLAGE GOVERNMENT OF
MOJOKERTO, JAWA TIMUR (thousand rupiahs), 2013-2014**

Kabupaten / Regency : Mojokerto

Rincian <i>Classification</i>	2013	2014*)
(1)	(2)	(3)
I. PENDAPATAN/ REVENUE	108 271 109	109 173 404
1. Pendapatan Asli Daerah <i>Original Local Government Revenue</i>	46 712 359	47 331 345
2. Bagi Hasil Pajak <i>Tax Share</i>	3 247 779	3 983 782
3. Bagi Hasil Retribusi <i>Retribution Share</i>	1 426 053	2 159 026
4. Alokasi Dana Desa <i>Village Allocation Fund</i>	23 519 000	21 503 847
5. Bantuan Keuangan <i>Financial Assistance</i>	31 271 741	32 582 567
6. Hibah <i>Grant</i>	1 294 088	918 899
7. Sumbangan dari Pihak Ketiga <i>Donation from Third Parties</i>	800 089	693 938
II. BELANJA/ EXPENDITURE	102 017 422	108 041 153
1. Belanja Pegawai <i>Personnel Expenditure</i>	57 426 049	58 984 546
2. Belanja Barang dan Jasa <i>Goods and Services Expenditure</i>	12 221 053	13 591 753
3. Belanja Modal <i>Capital Expenditure</i>	14 852 541	21 048 250
4. Belanja Subsidi <i>Subsidies Expenditure</i>	347 793	340 730
5. Belanja Hibah <i>Grants Expenditure</i>	7 351 686	7 728 493
6. Belanja Bantuan Sosial <i>Social Assistance Expenditure</i>	1 469 216	1 992 477
7. Belanja Bantuan Keuangan <i>Financial Assistance Expenditure</i>	7 531 414	3 540 188
8. Belanja Tak Terduga <i>Unpredicted Expenditure</i>	817 670	814 716

*) APB Desa

REALISASI PENDAPATAN DAN BELANJA PEMERINTAH DESA, KABUPATEN

Tabel : 17.18 JOMBANG PROVINSI JAWA TIMUR (ribu rupiah), 2013-2014

Table

**ACTUAL REVENUE AND EXPENDITURE OF VILLAGE GOVERNMENT OF JOMBANG,
JAWA TIMUR (thousand rupiahs), 2013-2014**

Kabupaten / Regency : Jombang

Rincian <i>Classification</i>	2013	2014*)
(1)	(2)	(3)
I. PENDAPATAN/ REVENUE	122 983 350	113 534 531
1. Pendapatan Asli Daerah <i>Original Local Government Revenue</i>	46 150 492	40 819 583
2. Bagi Hasil Pajak <i>Tax Share</i>	58 392	60 744
3. Bagi Hasil Retribusi <i>Retribution Share</i>	0	0
4. Alokasi Dana Desa <i>Village Allocation Fund</i>	30 029 985	35 845 936
5. Bantuan Keuangan <i>Financial Assistance</i>	46 376 595	36 651 811
6. Hibah <i>Grant</i>	0	0
7. Sumbangan dari Pihak Ketiga <i>Donation from Third Parties</i>	367 886	156 457
II. BELANJA/ EXPENDITURE	119 930 680	122 773 303
1. Belanja Pegawai <i>Personnel Expenditure</i>	59 220 162	66 067 191
2. Belanja Barang dan Jasa <i>Goods and Services Expenditure</i>	5 026 539	5 798 845
3. Belanja Modal <i>Capital Expenditure</i>	35 858 478	33 335 490
4. Belanja Subsidi <i>Subsidies Expenditure</i>	0	0
5. Belanja Hibah <i>Grants Expenditure</i>	0	0
6. Belanja Bantuan Sosial <i>Social Assistance Expenditure</i>	6 572 952	10 297 301
7. Belanja Bantuan Keuangan <i>Financial Assistance Expenditure</i>	13 135 311	7 067 469
8. Belanja Tak Terduga <i>Unpredicted Expenditure</i>	117 238	207 007

*) APB Desa

REALISASI PENDAPATAN DAN BELANJA PEMERINTAH DESA, KABUPATEN

Tabel : 17.19 NGANJUK PROVINSI JAWA TIMUR (ribu rupiah), 2013-2014

Table

**ACTUAL REVENUE AND EXPENDITURE OF VILLAGE GOVERNMENT OF NGANJUK,
JAWA TIMUR (thousand rupiahs), 2013-2014**

Kabupaten / Regency : Nganjuk

Rincian <i>Classification</i>	2013	2014*)
(1)	(2)	(3)
I. PENDAPATAN/ REVENUE	112 797 996	147 854 506
1. Pendapatan Asli Daerah <i>Original Local Government Revenue</i>	50 361 042	57 799 896
2. Bagi Hasil Pajak <i>Tax Share</i>	1 304 188	1 496 547
3. Bagi Hasil Retribusi <i>Retribution Share</i>	126 333	158 650
4. Alokasi Dana Desa <i>Village Allocation Fund</i>	24 932 214	28 295 673
5. Bantuan Keuangan <i>Financial Assistance</i>	34 196 977	59 852 424
6. Hibah <i>Grant</i>	248 300	0
7. Sumbangan dari Pihak Ketiga <i>Donation from Third Parties</i>	1 628 942	251 316
II. BELANJA/ EXPENDITURE	109 324 584	145 010 070
1. Belanja Pegawai <i>Personnel Expenditure</i>	63 521 242	83 003 236
2. Belanja Barang dan Jasa <i>Goods and Services Expenditure</i>	22 323 440	24 501 616
3. Belanja Modal <i>Capital Expenditure</i>	20 946 869	36 705 764
4. Belanja Subsidi <i>Subsidies Expenditure</i>	0	0
5. Belanja Hibah <i>Grants Expenditure</i>	4 562	25 132
6. Belanja Bantuan Sosial <i>Social Assistance Expenditure</i>	269 180	366 414
7. Belanja Bantuan Keuangan <i>Financial Assistance Expenditure</i>	1 964 290	377 491
8. Belanja Tak Terduga <i>Unpredicted Expenditure</i>	295 001	30 417

*) APB Desa

REALISASI PENDAPATAN DAN BELANJA PEMERINTAH DESA, KABUPATEN

Tabel : 17.20 MADIUN PROVINSI JAWA TIMUR (ribu rupiah), 2013-2014

Table

**ACTUAL REVENUE AND EXPENDITURE OF VILLAGE GOVERNMENT OF MADIUN,
JAWA TIMUR (thousand rupiahs), 2013-2014**

Kabupaten / Regency : Madiun

Rincian <i>Classification</i>	2013	2014*)
(1)	(2)	(3)
I. PENDAPATAN/ REVENUE	114 904 559	111 086 185
1. Pendapatan Asli Daerah <i>Original Local Government Revenue</i>	54 212 958	55 691 196
2. Bagi Hasil Pajak <i>Tax Share</i>	284 370	244 797
3. Bagi Hasil Retribusi <i>Retribution Share</i>	0	0
4. Alokasi Dana Desa <i>Village Allocation Fund</i>	14 263 177	15 705 406
5. Bantuan Keuangan <i>Financial Assistance</i>	45 682 380	39 071 559
6. Hibah <i>Grant</i>	333 821	289 123
7. Sumbangan dari Pihak Ketiga <i>Donation from Third Parties</i>	127 853	84 104
II. BELANJA/ EXPENDITURE	114 595 101	111 178 335
1. Belanja Pegawai <i>Personnel Expenditure</i>	58 933 111	61 896 168
2. Belanja Barang dan Jasa <i>Goods and Services Expenditure</i>	10 703 985	11 127 811
3. Belanja Modal <i>Capital Expenditure</i>	27 416 653	19 169 491
4. Belanja Subsidi <i>Subsidies Expenditure</i>	1 404 004	1 410 447
5. Belanja Hibah <i>Grants Expenditure</i>	3 577 203	3 168 299
6. Belanja Bantuan Sosial <i>Social Assistance Expenditure</i>	6 630 019	7 022 713
7. Belanja Bantuan Keuangan <i>Financial Assistance Expenditure</i>	4 217 806	6 037 978
8. Belanja Tak Terduga <i>Unpredicted Expenditure</i>	1 712 320	1 345 428

*) APB Desa

REALISASI PENDAPATAN DAN BELANJA PEMERINTAH DESA, KABUPATEN

Tabel : 17.21 MAGETAN PROVINSI JAWA TIMUR (ribu rupiah), 2013-2014

Table

**ACTUAL REVENUE AND EXPENDITURE OF VILLAGE GOVERNMENT OF MAGETAN,
JAWA TIMUR (thousand rupiahs), 2013-2014**

Kabupaten / Regency : Magetan

Rincian <i>Classification</i>	2013	2014*)
(1)	(2)	(3)
I. PENDAPATAN/ REVENUE	124 773 151	124 266 190
1. Pendapatan Asli Daerah <i>Original Local Government Revenue</i>	43 700 314	47 884 621
2. Bagi Hasil Pajak <i>Tax Share</i>	528 412	572 625
3. Bagi Hasil Retribusi <i>Retribution Share</i>	591 785	580 588
4. Alokasi Dana Desa <i>Village Allocation Fund</i>	22 833 671	22 850 259
5. Bantuan Keuangan <i>Financial Assistance</i>	48 275 182	42 340 239
6. Hibah <i>Grant</i>	6 813 335	8 800 921
7. Sumbangan dari Pihak Ketiga <i>Donation from Third Parties</i>	2 030 452	1 236 937
II. BELANJA/ EXPENDITURE	124 731 156	124 331 075
1. Belanja Pegawai <i>Personnel Expenditure</i>	38 451 155	43 813 212
2. Belanja Barang dan Jasa <i>Goods and Services Expenditure</i>	22 637 063	21 133 973
3. Belanja Modal <i>Capital Expenditure</i>	38 950 260	38 383 690
4. Belanja Subsidi <i>Subsidies Expenditure</i>	222 697	49 350
5. Belanja Hibah <i>Grants Expenditure</i>	1 202 456	1 743 647
6. Belanja Bantuan Sosial <i>Social Assistance Expenditure</i>	4 856 950	3 621 705
7. Belanja Bantuan Keuangan <i>Financial Assistance Expenditure</i>	17 321 392	14 549 207
8. Belanja Tak Terduga <i>Unpredicted Expenditure</i>	1 089 183	1 036 291

*) APB Desa

REALISASI PENDAPATAN DAN BELANJA PEMERINTAH DESA, KABUPATEN NGAWI

Tabel : 17.22 PROVINSI JAWA TIMUR (ribu rupiah), 2013-2014

Table

**ACTUAL REVENUE AND EXPENDITURE OF VILLAGE GOVERNMENT OF NGAWI,
JAWA TIMUR (thousand rupiahs), 2013-2014**

Kabupaten / Regency : Ngawi

Rincian <i>Classification</i>	2013	2014*)
(1)	(2)	(3)
I. PENDAPATAN/ REVENUE	105 842 538	104 111 961
1. Pendapatan Asli Daerah <i>Original Local Government Revenue</i>	35 325 413	40 159 514
2. Bagi Hasil Pajak <i>Tax Share</i>	58 103	58 103
3. Bagi Hasil Retribusi <i>Retribution Share</i>	60 343	60 343
4. Alokasi Dana Desa <i>Village Allocation Fund</i>	14 762 364	14 958 844
5. Bantuan Keuangan <i>Financial Assistance</i>	52 820 906	46 789 841
6. Hibah <i>Grant</i>	55 707	129 765
7. Sumbangan dari Pihak Ketiga <i>Donation from Third Parties</i>	2 759 702	1 955 551
II. BELANJA/ EXPENDITURE	103 886 244	98 889 821
1. Belanja Pegawai <i>Personnel Expenditure</i>	35 319 179	37 623 219
2. Belanja Barang dan Jasa <i>Goods and Services Expenditure</i>	5 846 067	5 006 720
3. Belanja Modal <i>Capital Expenditure</i>	45 860 378	44 771 021
4. Belanja Subsidi <i>Subsidies Expenditure</i>	782 290	486 885
5. Belanja Hibah <i>Grants Expenditure</i>	295 193	356 164
6. Belanja Bantuan Sosial <i>Social Assistance Expenditure</i>	939 259	865 814
7. Belanja Bantuan Keuangan <i>Financial Assistance Expenditure</i>	14 146 106	8 534 948
8. Belanja Tak Terduga <i>Unpredicted Expenditure</i>	697 772	1 245 050

*) APB Desa

REALISASI PENDAPATAN DAN BELANJA PEMERINTAH DESA, KABUPATEN

Tabel : 17.23 BOJONEGORO PROVINSI JAWA TIMUR (ribu rupiah), 2013-2014

Table

**ACTUAL REVENUE AND EXPENDITURE OF VILLAGE GOVERNMENT OF
BOJONEGORO, JAWA TIMUR (thousand rupiahs), 2013-2014**

Kabupaten / Regency : Bojonegoro

Rincian <i>Classification</i>	2013	2014*)
(1)	(2)	(3)
I. PENDAPATAN/ REVENUE	259 039 834	240 176 627
1. Pendapatan Asli Daerah <i>Original Local Government Revenue</i>	72 335 830	73 535 860
2. Bagi Hasil Pajak <i>Tax Share</i>	55 892	56 128
3. Bagi Hasil Retribusi <i>Retribution Share</i>	0	0
4. Alokasi Dana Desa <i>Village Allocation Fund</i>	109 785 922	110 153 918
5. Bantuan Keuangan <i>Financial Assistance</i>	57 199 484	47 534 174
6. Hibah <i>Grant</i>	2 931 843	3 394 355
7. Sumbangan dari Pihak Ketiga <i>Donation from Third Parties</i>	16 730 863	5 502 192
II. BELANJA/ EXPENDITURE	260 146 809	242 275 573
1. Belanja Pegawai <i>Personnel Expenditure</i>	87 197 921	92 576 055
2. Belanja Barang dan Jasa <i>Goods and Services Expenditure</i>	21 181 462	18 443 704
3. Belanja Modal <i>Capital Expenditure</i>	126 728 533	109 914 680
4. Belanja Subsidi <i>Subsidies Expenditure</i>	1 110 838	844 677
5. Belanja Hibah <i>Grants Expenditure</i>	2 324 931	942 378
6. Belanja Bantuan Sosial <i>Social Assistance Expenditure</i>	11 439 856	9 759 288
7. Belanja Bantuan Keuangan <i>Financial Assistance Expenditure</i>	7 786 084	6 966 780
8. Belanja Tak Terduga <i>Unpredicted Expenditure</i>	2 377 184	2 828 011

*) APB Desa

REALISASI PENDAPATAN DAN BELANJA PEMERINTAH DESA, KABUPATEN TUBAN

Tabel : 17.24 PROVINSI JAWA TIMUR (ribu rupiah), 2013-2014

Table

**ACTUAL REVENUE AND EXPENDITURE OF VILLAGE GOVERNMENT OF TUBAN,
JAWA TIMUR (thousand rupiahs), 2013-2014**

Kabupaten / Regency : Tuban

Rincian <i>Classification</i>	2013	2014*)
(1)	(2)	(3)
I. PENDAPATAN/ REVENUE	158 082 051	156 939 713
1. Pendapatan Asli Daerah <i>Original Local Government Revenue</i>	54 412 540	53 696 987
2. Bagi Hasil Pajak <i>Tax Share</i>	5 312 057	5 890 342
3. Bagi Hasil Retribusi <i>Retribution Share</i>	328 308	394 030
4. Alokasi Dana Desa <i>Village Allocation Fund</i>	24 588 795	24 866 345
5. Bantuan Keuangan <i>Financial Assistance</i>	68 249 129	67 650 739
6. Hibah <i>Grant</i>	3 096 432	3 096 432
7. Sumbangan dari Pihak Ketiga <i>Donation from Third Parties</i>	2 094 790	1 344 838
II. BELANJA/ EXPENDITURE	158 333 639	157 090 233
1. Belanja Pegawai <i>Personnel Expenditure</i>	61 802 623	62 518 027
2. Belanja Barang dan Jasa <i>Goods and Services Expenditure</i>	9 509 808	9 276 698
3. Belanja Modal <i>Capital Expenditure</i>	71 765 549	69 531 155
4. Belanja Subsidi <i>Subsidies Expenditure</i>	0	0
5. Belanja Hibah <i>Grants Expenditure</i>	3 356 458	3 495 496
6. Belanja Bantuan Sosial <i>Social Assistance Expenditure</i>	5 550 682	5 890 305
7. Belanja Bantuan Keuangan <i>Financial Assistance Expenditure</i>	3 745 294	3 556 176
8. Belanja Tak Terduga <i>Unpredicted Expenditure</i>	2 603 225	2 822 376

*) APB Desa

REALISASI PENDAPATAN DAN BELANJA PEMERINTAH DESA, KABUPATEN

Tabel : 17.25 LAMONGAN PROVINSI JAWA TIMUR (ribu rupiah), 2013-2014

Table

**ACTUAL REVENUE AND EXPENDITURE OF VILLAGE GOVERNMENT OF
LAMONGAN, JAWA TIMUR (thousand rupiahs), 2013-2014**

Kabupaten / Regency : Lamongan

Rincian <i>Classification</i>	2013	2014*)
(1)	(2)	(3)
I. PENDAPATAN/ REVENUE	225 169 106	264 649 699
1. Pendapatan Asli Daerah <i>Original Local Government Revenue</i>	52 063 939	58 608 618
2. Bagi Hasil Pajak <i>Tax Share</i>	1 925 488	1 942 591
3. Bagi Hasil Retribusi <i>Retribution Share</i>	177 853	212 922
4. Alokasi Dana Desa <i>Village Allocation Fund</i>	37 414 434	38 297 784
5. Bantuan Keuangan <i>Financial Assistance</i>	94 281 161	117 815 789
6. Hibah <i>Grant</i>	27 913 212	41 147 114
7. Sumbangan dari Pihak Ketiga <i>Donation from Third Parties</i>	11 393 019	6 624 881
II. BELANJA/ EXPENDITURE	222 973 375	262 354 440
1. Belanja Pegawai <i>Personnel Expenditure</i>	68 986 694	75 459 690
2. Belanja Barang dan Jasa <i>Goods and Services Expenditure</i>	36 698 996	39 827 150
3. Belanja Modal <i>Capital Expenditure</i>	71 769 904	88 790 741
4. Belanja Subsidi <i>Subsidies Expenditure</i>	69 214	69 214
5. Belanja Hibah <i>Grants Expenditure</i>	25 396 790	39 368 024
6. Belanja Bantuan Sosial <i>Social Assistance Expenditure</i>	5 618 750	6 731 149
7. Belanja Bantuan Keuangan <i>Financial Assistance Expenditure</i>	10 537 443	7 326 140
8. Belanja Tak Terduga <i>Unpredicted Expenditure</i>	3 895 584	4 782 332

*) APB Desa

REALISASI PENDAPATAN DAN BELANJA PEMERINTAH DESA, KABUPATEN

Tabel : 17.26 GRESIK PROVINSI JAWA TIMUR (ribu rupiah), 2013-2014

Table

**ACTUAL REVENUE AND EXPENDITURE OF VILLAGE GOVERNMENT OF GRESIK,
JAWA TIMUR (thousand rupiahs), 2013-2014**

Kabupaten / Regency : Gresik

Rincian <i>Classification</i>	2013	2014*)
(1)	(2)	(3)
I. PENDAPATAN/ REVENUE	168 760 015	176 467 097
1. Pendapatan Asli Daerah <i>Original Local Government Revenue</i>	29 031 782	32 531 627
2. Bagi Hasil Pajak <i>Tax Share</i>	115 133	118 404
3. Bagi Hasil Retribusi <i>Retribution Share</i>	333 882	329 792
4. Alokasi Dana Desa <i>Village Allocation Fund</i>	34 591 752	36 380 435
5. Bantuan Keuangan <i>Financial Assistance</i>	95 675 204	101 223 091
6. Hibah <i>Grant</i>	6 198 233	3 029 956
7. Sumbangan dari Pihak Ketiga <i>Donation from Third Parties</i>	2 814 029	2 853 792
II. BELANJA/ EXPENDITURE	169 118 537	168 285 883
1. Belanja Pegawai <i>Personnel Expenditure</i>	70 677 323	85 977 022
2. Belanja Barang dan Jasa <i>Goods and Services Expenditure</i>	31 538 485	24 297 602
3. Belanja Modal <i>Capital Expenditure</i>	47 356 811	40 195 093
4. Belanja Subsidi <i>Subsidies Expenditure</i>	53 118	354 618
5. Belanja Hibah <i>Grants Expenditure</i>	2 764 534	656 333
6. Belanja Bantuan Sosial <i>Social Assistance Expenditure</i>	5 276 366	5 268 563
7. Belanja Bantuan Keuangan <i>Financial Assistance Expenditure</i>	9 920 002	10 022 575
8. Belanja Tak Terduga <i>Unpredicted Expenditure</i>	1 531 898	1 514 077

*) APB Desa

REALISASI PENDAPATAN DAN BELANJA PEMERINTAH DESA, KABUPATEN

Tabel : 17.27 BANGKALAN PROVINSI JAWA TIMUR (ribu rupiah), 2013-2014

Table

**ACTUAL REVENUE AND EXPENDITURE OF VILLAGE GOVERNMENT OF
BANGKALAN, JAWA TIMUR (thousand rupiahs), 2013-2014**

Kabupaten / Regency : Bangkalan

Rincian <i>Classification</i>	2013	2014*)
(1)	(2)	(3)
I. PENDAPATAN/ REVENUE	28 247 748	29 640 991
1. Pendapatan Asli Daerah <i>Original Local Government Revenue</i>	2 602 402	2 672 927
2. Bagi Hasil Pajak <i>Tax Share</i>	146 479	148 578
3. Bagi Hasil Retribusi <i>Retribution Share</i>	42 520	43 587
4. Alokasi Dana Desa <i>Village Allocation Fund</i>	14 908 187	15 320 238
5. Bantuan Keuangan <i>Financial Assistance</i>	10 523 096	11 430 597
6. Hibah <i>Grant</i>	0	0
7. Sumbangan dari Pihak Ketiga <i>Donation from Third Parties</i>	25 064	25 064
II. BELANJA/ EXPENDITURE	28 222 492	29 585 955
1. Belanja Pegawai <i>Personnel Expenditure</i>	12 019 642	12 017 229
2. Belanja Barang dan Jasa <i>Goods and Services Expenditure</i>	2 072 161	1 555 590
3. Belanja Modal <i>Capital Expenditure</i>	10 463 457	12 244 691
4. Belanja Subsidi <i>Subsidies Expenditure</i>	0	0
5. Belanja Hibah <i>Grants Expenditure</i>	482 418	488 215
6. Belanja Bantuan Sosial <i>Social Assistance Expenditure</i>	2 140 643	2 245 313
7. Belanja Bantuan Keuangan <i>Financial Assistance Expenditure</i>	701 200	701 200
8. Belanja Tak Terduga <i>Unpredicted Expenditure</i>	342 971	333 717

*) APB Desa

REALISASI PENDAPATAN DAN BELANJA PEMERINTAH DESA, KABUPATEN

Tabel : 17.28 SAMPANG PROVINSI JAWA TIMUR (ribu rupiah), 2013-2014

Table

**ACTUAL REVENUE AND EXPENDITURE OF VILLAGE GOVERNMENT OF SAMPANG,
JAWA TIMUR (thousand rupiahs), 2013-2014**

Kabupaten / Regency : Sampang

Rincian <i>Classification</i>	2013	2014*)
(1)	(2)	(3)
I. PENDAPATAN/ REVENUE	76 136 580	74 380 858
1. Pendapatan Asli Daerah <i>Original Local Government Revenue</i>	5 873 082	6 323 840
2. Bagi Hasil Pajak <i>Tax Share</i>	3 647 314	2 154 876
3. Bagi Hasil Retribusi <i>Retribution Share</i>	0	0
4. Alokasi Dana Desa <i>Village Allocation Fund</i>	14 230 406	14 869 775
5. Bantuan Keuangan <i>Financial Assistance</i>	51 368 038	49 939 110
6. Hibah <i>Grant</i>	1 017 740	1 093 257
7. Sumbangan dari Pihak Ketiga <i>Donation from Third Parties</i>	0	0
II. BELANJA/ EXPENDITURE	75 830 984	74 914 927
1. Belanja Pegawai <i>Personnel Expenditure</i>	22 153 864	23 021 267
2. Belanja Barang dan Jasa <i>Goods and Services Expenditure</i>	3 187 956	3 708 611
3. Belanja Modal <i>Capital Expenditure</i>	49 248 895	46 786 603
4. Belanja Subsidi <i>Subsidies Expenditure</i>	15 455	15 455
5. Belanja Hibah <i>Grants Expenditure</i>	31 818	31 818
6. Belanja Bantuan Sosial <i>Social Assistance Expenditure</i>	77 273	251 136
7. Belanja Bantuan Keuangan <i>Financial Assistance Expenditure</i>	461 648	360 227
8. Belanja Tak Terduga <i>Unpredicted Expenditure</i>	654 075	739 810

*) APB Desa

REALISASI PENDAPATAN DAN BELANJA PEMERINTAH DESA, KABUPATEN

Tabel : 17.29 PAMEKASAN PROVINSI JAWA TIMUR (ribu rupiah), 2013-2014

Table

**ACTUAL REVENUE AND EXPENDITURE OF VILLAGE GOVERNMENT OF
PAMEKASAN, JAWA TIMUR (thousand rupiahs), 2013-2014**

Kabupaten / Regency : Pamekasan

Rincian <i>Classification</i>	2013	2014*)
(1)	(2)	(3)
I. PENDAPATAN/ REVENUE	39 769 197	41 198 987
1. Pendapatan Asli Daerah <i>Original Local Government Revenue</i>	2 746 861	2 746 861
2. Bagi Hasil Pajak <i>Tax Share</i>	1 634 241	1 634 241
3. Bagi Hasil Retribusi <i>Retribution Share</i>	0	0
4. Alokasi Dana Desa <i>Village Allocation Fund</i>	16 839 651	17 532 310
5. Bantuan Keuangan <i>Financial Assistance</i>	18 545 320	19 285 575
6. Hibah <i>Grant</i>	0	0
7. Sumbangan dari Pihak Ketiga <i>Donation from Third Parties</i>	3 124	0
II. BELANJA/ EXPENDITURE	39 389 706	40 368 138
1. Belanja Pegawai <i>Personnel Expenditure</i>	24 077 909	24 347 787
2. Belanja Barang dan Jasa <i>Goods and Services Expenditure</i>	10 801 444	11 446 934
3. Belanja Modal <i>Capital Expenditure</i>	394 314	425 547
4. Belanja Subsidi <i>Subsidies Expenditure</i>	0	0
5. Belanja Hibah <i>Grants Expenditure</i>	0	0
6. Belanja Bantuan Sosial <i>Social Assistance Expenditure</i>	893 388	933 109
7. Belanja Bantuan Keuangan <i>Financial Assistance Expenditure</i>	2 197 608	2 201 218
8. Belanja Tak Terduga <i>Unpredicted Expenditure</i>	1 025 043	1 013 543

*) APB Desa

REALISASI PENDAPATAN DAN BELANJA PEMERINTAH DESA, KABUPATEN

Tabel : 17.30 SUMENEP PROVINSI JAWA TIMUR (ribu rupiah), 2013-2014

Table

**ACTUAL REVENUE AND EXPENDITURE OF VILLAGE GOVERNMENT OF SUMENEP,
JAWA TIMUR (thousand rupiahs), 2013-2014**

Kabupaten / Regency : Sumenep

Rincian <i>Classification</i>	2013	2014*)
(1)	(2)	(3)
I. PENDAPATAN/ REVENUE	55 170 080	55 092 276
1. Pendapatan Asli Daerah <i>Original Local Government Revenue</i>	2 151 028	2 151 028
2. Bagi Hasil Pajak <i>Tax Share</i>	0	0
3. Bagi Hasil Retribusi <i>Retribution Share</i>	24 675	24 675
4. Alokasi Dana Desa <i>Village Allocation Fund</i>	23 831 080	23 901 893
5. Bantuan Keuangan <i>Financial Assistance</i>	28 612 761	28 229 469
6. Hibah <i>Grant</i>	550 536	785 211
7. Sumbangan dari Pihak Ketiga <i>Donation from Third Parties</i>	0	0
II. BELANJA/ EXPENDITURE	55 170 080	55 092 276
1. Belanja Pegawai <i>Personnel Expenditure</i>	32 937 971	33 072 392
2. Belanja Barang dan Jasa <i>Goods and Services Expenditure</i>	3 858 188	3 879 178
3. Belanja Modal <i>Capital Expenditure</i>	15 719 078	15 272 787
4. Belanja Subsidi <i>Subsidies Expenditure</i>	13 600	13 600
5. Belanja Hibah <i>Grants Expenditure</i>	57 572	292 246
6. Belanja Bantuan Sosial <i>Social Assistance Expenditure</i>	841 035	867 285
7. Belanja Bantuan Keuangan <i>Financial Assistance Expenditure</i>	1 546 811	1 498 963
8. Belanja Tak Terduga <i>Unpredicted Expenditure</i>	195 825	195 825

*) APB Desa

REALISASI PENDAPATAN DAN BELANJA PEMERINTAH DESA, KOTA BATU

Tabel : 17.31 PROVINSI JAWA TIMUR (ribu rupiah), 2013-2014

Table

**ACTUAL REVENUE AND EXPENDITURE OF VILLAGE GOVERNMENT OF BATU,
JAWA TIMUR (thousand rupiahs), 2013-2014**

Kota / Municipality : Batu

Rincian <i>Classification</i>	2013	2014*)
(1)	(2)	(3)
I. PENDAPATAN/ REVENUE	23 211 873	21 395 720
1. Pendapatan Asli Daerah <i>Original Local Government Revenue</i>	7 697 903	6 565 245
2. Bagi Hasil Pajak <i>Tax Share</i>	54 825	34 212
3. Bagi Hasil Retribusi <i>Retribution Share</i>	48 552	27 714
4. Alokasi Dana Desa <i>Village Allocation Fund</i>	10 369 727	9 820 235
5. Bantuan Keuangan <i>Financial Assistance</i>	4 316 241	4 746 439
6. Hibah <i>Grant</i>	635 375	0
7. Sumbangan dari Pihak Ketiga <i>Donation from Third Parties</i>	89 250	201 875
II. BELANJA/ EXPENDITURE	22 509 493	21 389 711
1. Belanja Pegawai <i>Personnel Expenditure</i>	5 549 445	5 504 527
2. Belanja Barang dan Jasa <i>Goods and Services Expenditure</i>	4 673 187	4 529 580
3. Belanja Modal <i>Capital Expenditure</i>	466 603	624 948
4. Belanja Subsidi <i>Subsidies Expenditure</i>	744 434	590 733
5. Belanja Hibah <i>Grants Expenditure</i>	1 286 838	1 241 518
6. Belanja Bantuan Sosial <i>Social Assistance Expenditure</i>	5 275 716	4 316 369
7. Belanja Bantuan Keuangan <i>Financial Assistance Expenditure</i>	4 255 450	4 184 769
8. Belanja Tak Terduga <i>Unpredicted Expenditure</i>	257 820	397 267

*) APB Desa

Gambar **Peta Indeks Provinsi Banten menurut Kabupaten/Kota**

..... : 15

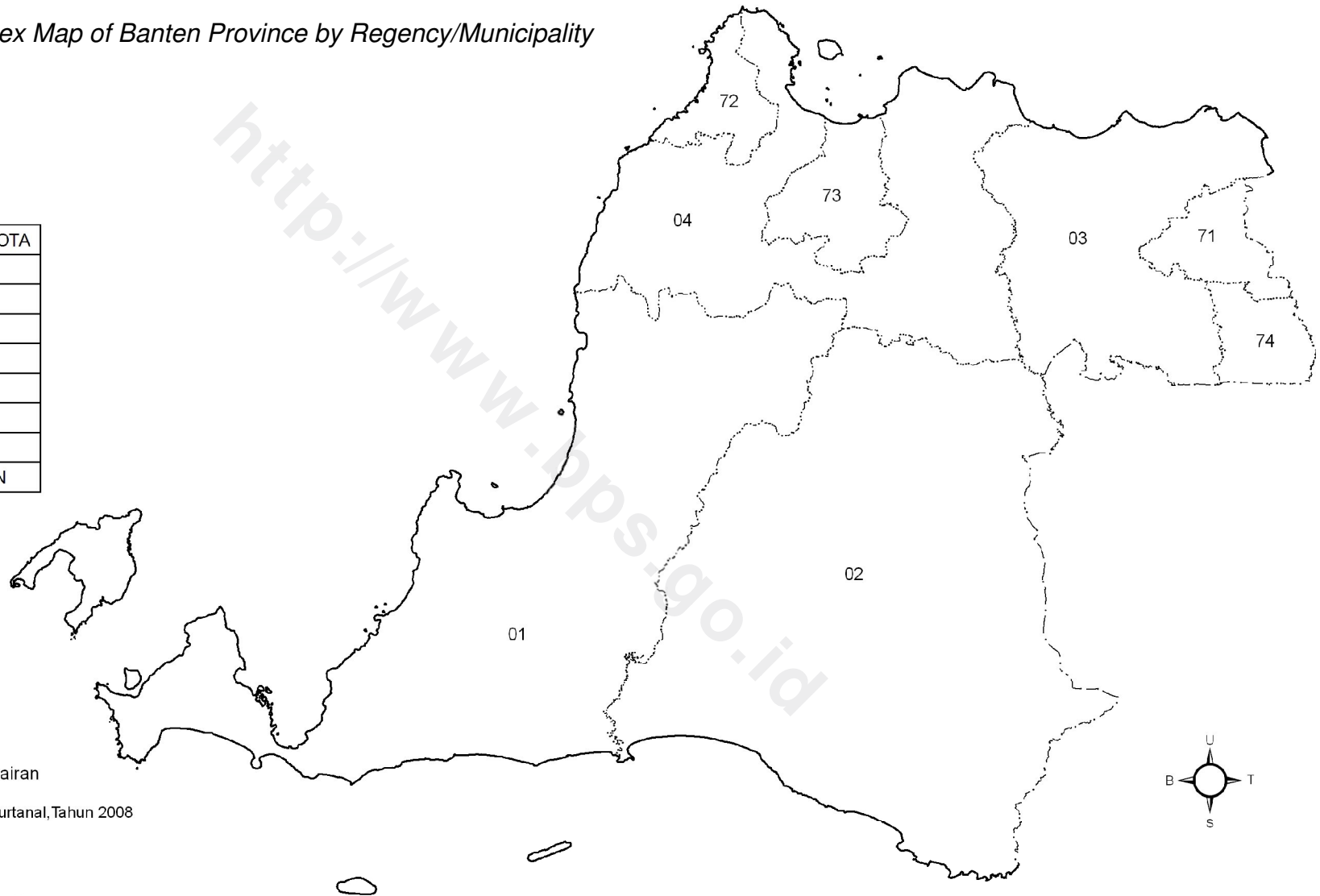
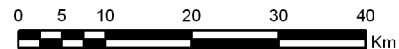
Figure *Index Map of Banten Province by Regency/Municipality*

KODE	NAMA KABUPATEN/KOTA
01	PANDEGLANG
02	LEBAK
03	TANGERANG
04	SERANG
71	TANGERANG
72	CILEGON
73	SERANG
74	TANGERANG SELATAN

Legenda

- Batas Negara
- Batas Provinsi
- Batas Kabupaten
- Batas Kecamatan
- Batas Desa
- Garis Pantai / Batas Perairan

Sumber :
Peta Digital Batas Wilayah dari Bakosurtanal, Tahun 2008
(Diedit BPS Tahun 2010)



Tabel : 18
Table REALISASI PENDAPATAN DAN BELANJA PEMERINTAH DESA SELURUH PROVINSI BANTEN (ribu rupiah), 2013-2014
 ACTUAL REVENUE AND EXPENDITURE OF VILLAGE GOVERNMENT THROUGHOUT BANTEN PROVINCE (thousand rupiahs), 2013-2014

Kabupaten/Kota <i>Regency/Municipality</i>	2013		2014*)	
	Pendapatan <i>Revenue</i>	Belanja <i>Expenditure</i>	Pendapatan <i>Revenue</i>	Belanja <i>Expenditure</i>
(1)	(2)	(3)	(4)	(5)
01 Pandeglang	114 003 861	113 754 032	109 034 579	106 897 707
02 Lebak	68 325 384	68 151 730	60 508 707	60 251 050
03 Tangerang	112 259 218	99 934 098	112 478 083	102 892 914
04 Serang	109 924 715	113 099 907	109 868 265	113 004 264
74 Tangerang Selatan	1 715 474	1 541 785	2 145 522	1 928 291
BANTEN	406 228 652	396 481 552	394 035 156	384 974 226

*) APB Desa

<http://www.bps.go.id>

Tabel : 18.1 **REALISASI PENDAPATAN DAN BELANJA SELURUH PEMERINTAH DESA DI**
Table : 18.1 **PROVINSI BANTEN (ribu rupiah), 2013-2014**
ACTUAL REVENUE AND EXPENDITURE OF VILLAGE GOVERNMENT THROUGHOUT
BANTEN PROVINCE (thousand rupiahs), 2013-2014

Rincian <i>Classification</i>	2013	2014*)
(1)	(2)	(3)
I. PENDAPATAN/REVENUE	406 228 652	394 035 156
1. Pendapatan Asli Daerah <i>Original Local Government Revenue</i>	57 334 728	57 448 786
2. Bagi Hasil Pajak <i>Tax Share</i>	7 920 737	8 126 854
3. Bagi Hasil Retribusi <i>Retribution Share</i>	883 328	955 007
4. Alokasi Dana Desa <i>Village Allocation Fund</i>	87 119 717	93 128 314
5. Bantuan Keuangan <i>Financial Assistance</i>	204 215 714	190 397 168
6. Hibah <i>Grant</i>	31 402 962	24 867 523
7. Sumbangan dari Pihak Ketiga <i>Donation from Third Parties</i>	17 351 466	19 111 504
II. BELANJA/EXPENDITURE	396 481 552	384 974 226
1. Belanja Pegawai <i>Personnel Expenditure</i>	86 008 825	89 109 104
2. Belanja Barang dan Jasa <i>Goods and Services Expenditure</i>	57 241 454	58 039 243
3. Belanja Modal <i>Capital Expenditure</i>	209 215 459	199 989 335
4. Belanja Subsidi <i>Subsidies Expenditure</i>	648 220	664 560
5. Belanja Hibah <i>Grants Expenditure</i>	13 200 134	11 643 330
6. Belanja Bantuan Sosial <i>Social Assistance Expenditure</i>	12 753 993	10 389 285
7. Belanja Bantuan Keuangan <i>Financial Assistance Expenditure</i>	10 174 247	8 575 289
8. Belanja Tak Terduga <i>Unpredicted Expenditure</i>	7 239 220	6 564 080

*) APB Desa

REALISASI PENDAPATAN DAN BELANJA PEMERINTAH DESA, KABUPATEN

Tabel : 18.2 PANDEGLANG PROVINSI BANTEN (ribu rupiah), 2013-2014

Table

**ACTUAL REVENUE AND EXPENDITURE OF VILLAGE GOVERNMENT OF
PANDEGLANG, BANTEN (thousand rupiahs), 2013-2014**

Kabupaten / Regency : Pandeglang

Rincian <i>Classification</i>	2013	2014*)
(1)	(2)	(3)
I. PENDAPATAN/ REVENUE	114 003 861	109 034 579
1. Pendapatan Asli Daerah <i>Original Local Government Revenue</i>	16 486 840	15 156 871
2. Bagi Hasil Pajak <i>Tax Share</i>	3 501 664	3 624 767
3. Bagi Hasil Retribusi <i>Retribution Share</i>	346 558	418 237
4. Alokasi Dana Desa <i>Village Allocation Fund</i>	24 664 739	27 029 786
5. Bantuan Keuangan <i>Financial Assistance</i>	58 574 277	52 174 314
6. Hibah <i>Grant</i>	10 256 500	10 219 033
7. Sumbangan dari Pihak Ketiga <i>Donation from Third Parties</i>	173 283	411 571
II. BELANJA/ EXPENDITURE	113 754 032	106 897 707
1. Belanja Pegawai <i>Personnel Expenditure</i>	19 563 564	18 935 901
2. Belanja Barang dan Jasa <i>Goods and Services Expenditure</i>	12 861 659	12 971 961
3. Belanja Modal <i>Capital Expenditure</i>	75 696 336	69 179 436
4. Belanja Subsidi <i>Subsidies Expenditure</i>	27 557	34 657
5. Belanja Hibah <i>Grants Expenditure</i>	0	0
6. Belanja Bantuan Sosial <i>Social Assistance Expenditure</i>	1 859 695	2 025 542
7. Belanja Bantuan Keuangan <i>Financial Assistance Expenditure</i>	2 516 971	2 535 704
8. Belanja Tak Terduga <i>Unpredicted Expenditure</i>	1 228 250	1 214 506

*) APB Desa

REALISASI PENDAPATAN DAN BELANJA PEMERINTAH DESA, KABUPATEN LEBAK

Tabel : 18.3 **PROVINSI BANTEN (ribu rupiah), 2013-2014**

Table

**ACTUAL REVENUE AND EXPENDITURE OF VILLAGE GOVERNMENT OF LEBAK,
BANTEN (thousand rupiahs), 2013-2014**

Kabupaten / Regency : Lebak

Rincian <i>Classification</i>	2013	2014*)
(1)	(2)	(3)
I. PENDAPATAN/ REVENUE	68 325 384	60 508 707
1. Pendapatan Asli Daerah <i>Original Local Government Revenue</i>	11 266 406	10 991 323
2. Bagi Hasil Pajak <i>Tax Share</i>	946 726	1 008 939
3. Bagi Hasil Retribusi <i>Retribution Share</i>	0	0
4. Alokasi Dana Desa <i>Village Allocation Fund</i>	16 955 091	17 717 327
5. Bantuan Keuangan <i>Financial Assistance</i>	32 179 025	29 424 585
6. Hibah <i>Grant</i>	6 918 936	1 011 333
7. Sumbangan dari Pihak Ketiga <i>Donation from Third Parties</i>	59 200	355 200
II. BELANJA/ EXPENDITURE	68 151 730	60 251 050
1. Belanja Pegawai <i>Personnel Expenditure</i>	13 759 872	13 637 003
2. Belanja Barang dan Jasa <i>Goods and Services Expenditure</i>	5 624 632	5 874 140
3. Belanja Modal <i>Capital Expenditure</i>	45 017 106	38 984 904
4. Belanja Subsidi <i>Subsidies Expenditure</i>	0	0
5. Belanja Hibah <i>Grants Expenditure</i>	397 627	148 000
6. Belanja Bantuan Sosial <i>Social Assistance Expenditure</i>	2 698 333	1 357 376
7. Belanja Bantuan Keuangan <i>Financial Assistance Expenditure</i>	202 267	39 467
8. Belanja Tak Terduga <i>Unpredicted Expenditure</i>	451 893	210 160

*) APB Desa

REALISASI PENDAPATAN DAN BELANJA PEMERINTAH DESA, KABUPATEN

Tabel : 18.4 TANGERANG PROVINSI BANTEN (ribu rupiah), 2013-2014

Table

**ACTUAL REVENUE AND EXPENDITURE OF VILLAGE GOVERNMENT OF
TANGERANG, BANTEN (thousand rupiahs), 2013-2014**

Kabupaten / Regency : Tangerang

Rincian <i>Classification</i>	2013	2014*)
(1)	(2)	(3)
I. PENDAPATAN/ REVENUE	112 259 218	112 478 083
1. Pendapatan Asli Daerah <i>Original Local Government Revenue</i>	20 421 082	21 814 937
2. Bagi Hasil Pajak <i>Tax Share</i>	2 792 092	2 812 892
3. Bagi Hasil Retribusi <i>Retribution Share</i>	498 462	498 462
4. Alokasi Dana Desa <i>Village Allocation Fund</i>	26 146 289	28 496 647
5. Bantuan Keuangan <i>Financial Assistance</i>	41 530 870	39 597 415
6. Hibah <i>Grant</i>	8 095 000	6 457 692
7. Sumbangan dari Pihak Ketiga <i>Donation from Third Parties</i>	12 775 423	12 800 038
II. BELANJA/ EXPENDITURE	99 934 098	102 892 914
1. Belanja Pegawai <i>Personnel Expenditure</i>	29 233 744	33 395 251
2. Belanja Barang dan Jasa <i>Goods and Services Expenditure</i>	19 966 011	20 322 916
3. Belanja Modal <i>Capital Expenditure</i>	26 904 476	30 542 774
4. Belanja Subsidi <i>Subsidies Expenditure</i>	0	0
5. Belanja Hibah <i>Grants Expenditure</i>	11 551 577	8 775 476
6. Belanja Bantuan Sosial <i>Social Assistance Expenditure</i>	3 597 851	2 642 512
7. Belanja Bantuan Keuangan <i>Financial Assistance Expenditure</i>	6 015 336	5 043 714
8. Belanja Tak Terduga <i>Unpredicted Expenditure</i>	2 665 103	2 170 271

*) APB Desa

REALISASI PENDAPATAN DAN BELANJA PEMERINTAH DESA, KABUPATEN

Tabel : 18.5 SERANG PROVINSI BANTEN (ribu rupiah), 2013-2014

Table

**ACTUAL REVENUE AND EXPENDITURE OF VILLAGE GOVERNMENT OF SERANG,
BANTEN (thousand rupiahs), 2013-2014**

Kabupaten / Regency : Serang

Rincian <i>Classification</i>	2013	2014*)
(1)	(2)	(3)
I. PENDAPATAN/ REVENUE	109 924 715	109 868 265
1. Pendapatan Asli Daerah <i>Original Local Government Revenue</i>	8 859 766	9 109 656
2. Bagi Hasil Pajak <i>Tax Share</i>	680 255	680 256
3. Bagi Hasil Retribusi <i>Retribution Share</i>	38 308	38 308
4. Alokasi Dana Desa <i>Village Allocation Fund</i>	18 656 340	19 012 502
5. Bantuan Keuangan <i>Financial Assistance</i>	71 213 960	68 303 383
6. Hibah <i>Grant</i>	6 132 526	7 179 465
7. Sumbangan dari Pihak Ketiga <i>Donation from Third Parties</i>	4 343 560	5 544 695
II. BELANJA/ EXPENDITURE	113 099 907	113 004 264
1. Belanja Pegawai <i>Personnel Expenditure</i>	23 188 688	22 812 072
2. Belanja Barang dan Jasa <i>Goods and Services Expenditure</i>	18 296 694	18 254 315
3. Belanja Modal <i>Capital Expenditure</i>	60 811 171	60 298 718
4. Belanja Subsidi <i>Subsidies Expenditure</i>	620 663	629 903
5. Belanja Hibah <i>Grants Expenditure</i>	1 250 930	2 719 854
6. Belanja Bantuan Sosial <i>Social Assistance Expenditure</i>	4 598 114	4 363 855
7. Belanja Bantuan Keuangan <i>Financial Assistance Expenditure</i>	1 439 673	956 404
8. Belanja Tak Terduga <i>Unpredicted Expenditure</i>	2 893 974	2 969 143

*) APB Desa

REALISASI PENDAPATAN DAN BELANJA PEMERINTAH DESA, KOTA TANGERANG

Tabel : 18.6 SELATAN PROVINSI BANTEN (ribu rupiah), 2013-2014

Table

**ACTUAL REVENUE AND EXPENDITURE OF VILLAGE GOVERNMENT OF
TANGERANG SELATAN, BANTEN (thousand rupiahs), 2013-2014**

Kota / Municipality : Tangerang Selatan

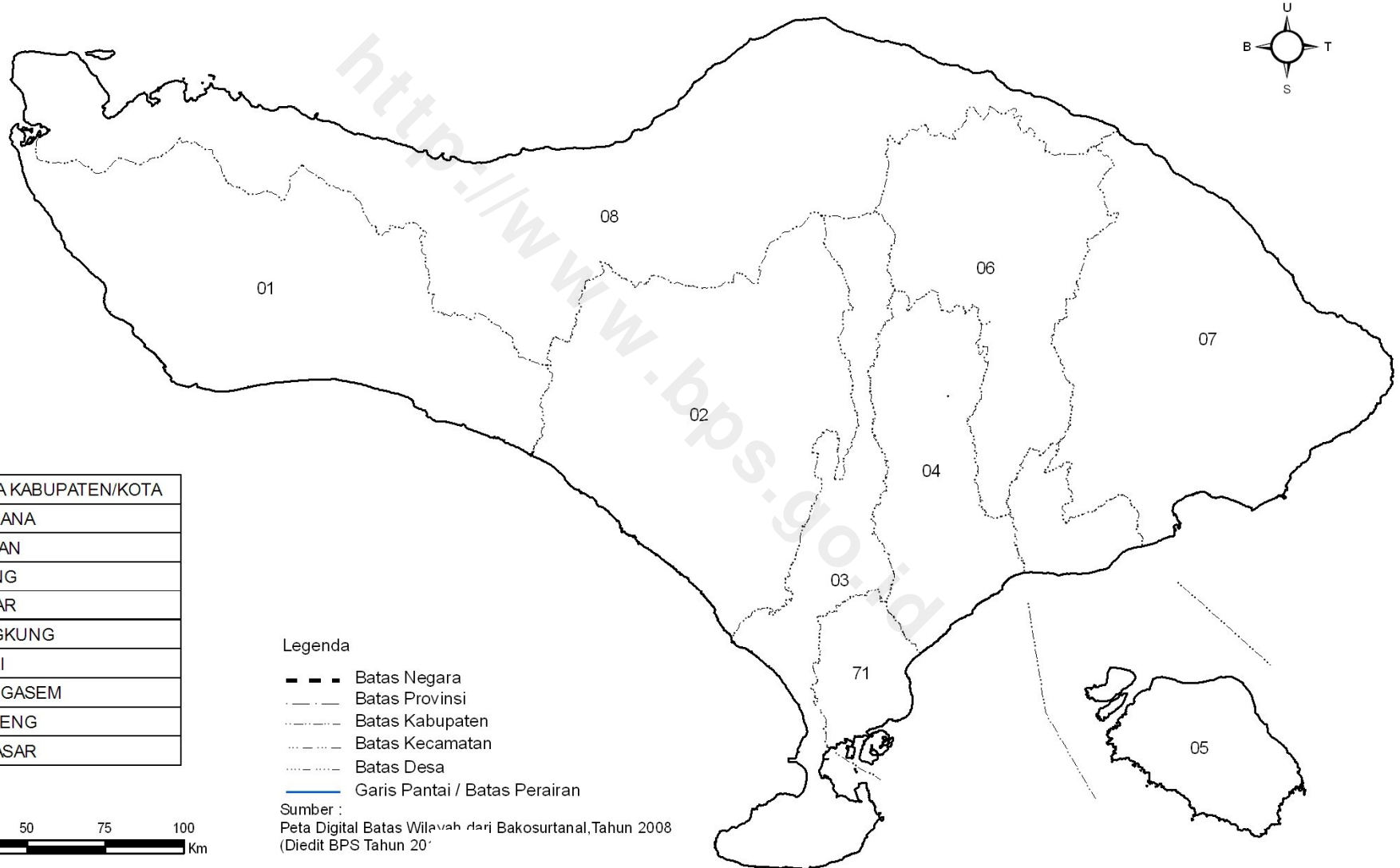
Rincian <i>Classification</i>	2013	2014*)
(1)	(2)	(3)
I. PENDAPATAN/ REVENUE	1 715 474	2 145 522
1. Pendapatan Asli Daerah <i>Original Local Government Revenue</i>	300 634	375 999
2. Bagi Hasil Pajak <i>Tax Share</i>	0	0
3. Bagi Hasil Retribusi <i>Retribution Share</i>	0	0
4. Alokasi Dana Desa <i>Village Allocation Fund</i>	697 258	872 052
5. Bantuan Keuangan <i>Financial Assistance</i>	717 582	897 471
6. Hibah <i>Grant</i>	0	0
7. Sumbangan dari Pihak Ketiga <i>Donation from Third Parties</i>	0	0
II. BELANJA/ EXPENDITURE	1 541 785	1 928 291
1. Belanja Pegawai <i>Personnel Expenditure</i>	262 957	328 877
2. Belanja Barang dan Jasa <i>Goods and Services Expenditure</i>	492 458	615 911
3. Belanja Modal <i>Capital Expenditure</i>	786 370	983 503
4. Belanja Subsidi <i>Subsidies Expenditure</i>	0	0
5. Belanja Hibah <i>Grants Expenditure</i>	0	0
6. Belanja Bantuan Sosial <i>Social Assistance Expenditure</i>	0	0
7. Belanja Bantuan Keuangan <i>Financial Assistance Expenditure</i>	0	0
8. Belanja Tak Terduga <i>Unpredicted Expenditure</i>	0	0

*) APB Desa

Gambar **Peta Indeks Provinsi Bali menurut Kabupaten/Kota**

..... : 16


Figure *Index Map of Bali Province by Regency/Municipality*



KODE	NAMA KABUPATEN/KOTA
01	JEMBRANA
02	TABANAN
03	BADUNG
04	GIANYAR
05	KLUNGKUNG
06	BANGLI
07	KARANGASEM
08	BULELENG
71	DENPASAR

- Legenda
- — — — — Batas Negara
 - Batas Provinsi
 - Batas Kabupaten
 - Batas Kecamatan
 - Batas Desa
 - — — — — Garis Pantai / Batas Perairan

Sumber :
Peta Digital Batas Wilayah dari Bakosurtanal, Tahun 2008
(Diedit BPS Tahun 20...)



Tabel : 19
Table REALISASI PENDAPATAN DAN BELANJA PEMERINTAH DESA SELURUH PROVINSI
 BALI (ribu rupiah), 2013-2014
 ACTUAL REVENUE AND EXPENDITURE OF VILLAGE GOVERNMENT THROUGHOUT
 BALI PROVINCE (thousand rupiahs), 2013-2014

Kabupaten/Kota <i>Regency/Municipality</i>	2013		2014*)	
	Pendapatan <i>Revenue</i>	Belanja <i>Expenditure</i>	Pendapatan <i>Revenue</i>	Belanja <i>Expenditure</i>
(1)	(2)	(3)	(4)	(5)
01 Jembrana	45 008 857	45 088 384	44 462 052	44 462 052
02 Tabanan	134 448 668	134 818 294	135 191 036	135 926 447
03 Badung	424 522 843	444 110 900	536 676 209	553 617 989
04 Gianyar	42 176 004	39 843 956	54 161 945	53 943 459
05 Klungkung	28 771 143	26 956 255	30 525 970	28 717 739
06 Bangli	95 515 247	99 532 093	96 806 457	106 225 950
07 Karang Asem	64 069 655	62 815 901	64 397 660	65 722 512
08 Buleleng	93 600 852	81 052 272	90 585 687	91 693 271
71 Denpasar	32 671 107	36 906 264	30 560 706	34 261 344
BALI	960 784 376	971 124 319	1 083 367 722	1 114 570 763

*) APB Desa

Tabel : 19.1 **REALISASI PENDAPATAN DAN BELANJA SELURUH PEMERINTAH DESA DI**
PROVINSI BALI (ribu rupiah), 2013-2014
Table : **ACTUAL REVENUE AND EXPENDITURE OF VILLAGE GOVERNMENT THROUGHOUT**
BALI PROVINCE (thousand rupiahs), 2013-2014

Rincian <i>Classification</i>	2013	2014*)
(1)	(2)	(3)
I. PENDAPATAN/REVENUE	960 784 376	1 083 367 722
1. Pendapatan Asli Daerah <i>Original Local Government Revenue</i>	292 922 516	366 212 186
2. Bagi Hasil Pajak <i>Tax Share</i>	165 174 831	206 705 154
3. Bagi Hasil Retribusi <i>Retribution Share</i>	9 652 679	9 813 940
4. Alokasi Dana Desa <i>Village Allocation Fund</i>	132 224 538	141 935 688
5. Bantuan Keuangan <i>Financial Assistance</i>	342 205 465	330 307 126
6. Hibah <i>Grant</i>	9 715 095	16 225 417
7. Sumbangan dari Pihak Ketiga <i>Donation from Third Parties</i>	8 889 252	12 168 211
II. BELANJA/EXPENDITURE	971 124 319	1 114 570 763
1. Belanja Pegawai <i>Personnel Expenditure</i>	214 419 786	245 278 420
2. Belanja Barang dan Jasa <i>Goods and Services Expenditure</i>	131 429 630	143 699 591
3. Belanja Modal <i>Capital Expenditure</i>	79 202 472	100 034 279
4. Belanja Subsidi <i>Subsidies Expenditure</i>	4 236 473	3 689 381
5. Belanja Hibah <i>Grants Expenditure</i>	225 733 772	298 562 890
6. Belanja Bantuan Sosial <i>Social Assistance Expenditure</i>	61 750 769	109 501 544
7. Belanja Bantuan Keuangan <i>Financial Assistance Expenditure</i>	173 557 530	177 867 083
8. Belanja Tak Terduga <i>Unpredicted Expenditure</i>	80 793 887	35 937 575

*) APB Desa

REALISASI PENDAPATAN DAN BELANJA PEMERINTAH DESA, KABUPATEN

Tabel : 19.2 JEMBRANA PROVINSI BALI (ribu rupiah), 2013-2014

Table

ACTUAL REVENUE AND EXPENDITURE OF VILLAGE GOVERNMENT OF JEMBRANA, BALI (thousand rupiahs), 2013-2014

Kabupaten / Regency : Jembrana

Rincian <i>Classification</i>	2013	2014*)
(1)	(2)	(3)
I. PENDAPATAN/ REVENUE	45 008 857	44 462 052
1. Pendapatan Asli Daerah <i>Original Local Government Revenue</i>	547 771	736 759
2. Bagi Hasil Pajak <i>Tax Share</i>	8 111 546	7 294 371
3. Bagi Hasil Retribusi <i>Retribution Share</i>	0	950 994
4. Alokasi Dana Desa <i>Village Allocation Fund</i>	8 994 890	9 022 618
5. Bantuan Keuangan <i>Financial Assistance</i>	27 287 450	26 336 350
6. Hibah <i>Grant</i>	0	0
7. Sumbangan dari Pihak Ketiga <i>Donation from Third Parties</i>	67 200	120 960
II. BELANJA/ EXPENDITURE	45 088 384	44 462 052
1. Belanja Pegawai <i>Personnel Expenditure</i>	10 524 215	11 302 456
2. Belanja Barang dan Jasa <i>Goods and Services Expenditure</i>	5 430 674	3 936 977
3. Belanja Modal <i>Capital Expenditure</i>	9 784 175	10 860 152
4. Belanja Subsidi <i>Subsidies Expenditure</i>	309 892	0
5. Belanja Hibah <i>Grants Expenditure</i>	0	0
6. Belanja Bantuan Sosial <i>Social Assistance Expenditure</i>	590 770	505 356
7. Belanja Bantuan Keuangan <i>Financial Assistance Expenditure</i>	18 378 258	17 744 446
8. Belanja Tak Terduga <i>Unpredicted Expenditure</i>	70 400	112 665

*) APB Desa

REALISASI PENDAPATAN DAN BELANJA PEMERINTAH DESA, KABUPATEN

Tabel : 19.3 TABANAN PROVINSI BALI (ribu rupiah), 2013-2014

Table

ACTUAL REVENUE AND EXPENDITURE OF VILLAGE GOVERNMENT OF TABANAN, BALI (thousand rupiahs), 2013-2014

Kabupaten / Regency : Tabanan

Rincian <i>Classification</i>	2013	2014*)
(1)	(2)	(3)
I. PENDAPATAN/ REVENUE	134 448 668	135 191 036
1. Pendapatan Asli Daerah <i>Original Local Government Revenue</i>	34 361 384	34 361 384
2. Bagi Hasil Pajak <i>Tax Share</i>	4 902 811	4 907 783
3. Bagi Hasil Retribusi <i>Retribution Share</i>	574 955	569 268
4. Alokasi Dana Desa <i>Village Allocation Fund</i>	8 811 870	8 811 883
5. Bantuan Keuangan <i>Financial Assistance</i>	81 392 523	82 135 593
6. Hibah <i>Grant</i>	4 091 250	4 091 250
7. Sumbangan dari Pihak Ketiga <i>Donation from Third Parties</i>	313 875	313 875
II. BELANJA/ EXPENDITURE	134 818 294	135 926 447
1. Belanja Pegawai <i>Personnel Expenditure</i>	37 501 844	38 265 314
2. Belanja Barang dan Jasa <i>Goods and Services Expenditure</i>	24 660 689	24 886 109
3. Belanja Modal <i>Capital Expenditure</i>	27 319 786	27 360 586
4. Belanja Subsidi <i>Subsidies Expenditure</i>	2 017 981	2 017 981
5. Belanja Hibah <i>Grants Expenditure</i>	1 527 000	1 527 000
6. Belanja Bantuan Sosial <i>Social Assistance Expenditure</i>	10 650 578	10 729 041
7. Belanja Bantuan Keuangan <i>Financial Assistance Expenditure</i>	733 578	733 578
8. Belanja Tak Terduga <i>Unpredicted Expenditure</i>	30 406 838	30 406 838

*) APB Desa

REALISASI PENDAPATAN DAN BELANJA PEMERINTAH DESA, KABUPATEN

Tabel : 19.4 BADUNG PROVINSI BALI (ribu rupiah), 2013-2014

Table

ACTUAL REVENUE AND EXPENDITURE OF VILLAGE GOVERNMENT OF BADUNG, BALI (thousand rupiahs), 2013-2014

Kabupaten / Regency : Badung

Rincian <i>Classification</i>	2013	2014*)
(1)	(2)	(3)
I. PENDAPATAN/ REVENUE	424 522 843	536 676 209
1. Pendapatan Asli Daerah <i>Original Local Government Revenue</i>	250 653 324	323 004 527
2. Bagi Hasil Pajak <i>Tax Share</i>	123 242 019	159 945 331
3. Bagi Hasil Retribusi <i>Retribution Share</i>	0	0
4. Alokasi Dana Desa <i>Village Allocation Fund</i>	3 480 852	3 082 370
5. Bantuan Keuangan <i>Financial Assistance</i>	45 771 648	44 977 106
6. Hibah <i>Grant</i>	1 375 000	3 375 000
7. Sumbangan dari Pihak Ketiga <i>Donation from Third Parties</i>	0	2 291 875
II. BELANJA/ EXPENDITURE	444 110 900	553 617 989
1. Belanja Pegawai <i>Personnel Expenditure</i>	54 428 174	66 119 991
2. Belanja Barang dan Jasa <i>Goods and Services Expenditure</i>	43 928 112	45 166 406
3. Belanja Modal <i>Capital Expenditure</i>	5 001 988	30 253 031
4. Belanja Subsidi <i>Subsidies Expenditure</i>	250 000	0
5. Belanja Hibah <i>Grants Expenditure</i>	201 143 728	270 204 950
6. Belanja Bantuan Sosial <i>Social Assistance Expenditure</i>	35 681 535	78 573 562
7. Belanja Bantuan Keuangan <i>Financial Assistance Expenditure</i>	56 384 212	62 628 133
8. Belanja Tak Terduga <i>Unpredicted Expenditure</i>	47 293 151	671 916

*) APB Desa

REALISASI PENDAPATAN DAN BELANJA PEMERINTAH DESA, KABUPATEN

Tabel : 19.5 **GIANYAR PROVINSI BALI (ribu rupiah), 2013-2014**

Table

**ACTUAL REVENUE AND EXPENDITURE OF VILLAGE GOVERNMENT OF GIANYAR,
BALI (thousand rupiahs), 2013-2014**

Kabupaten / Regency : Gianyar

Rincian <i>Classification</i>	2013	2014*)
(1)	(2)	(3)
I. PENDAPATAN/ REVENUE	42 176 004	54 161 945
1. Pendapatan Asli Daerah <i>Original Local Government Revenue</i>	2 292 026	2 141 687
2. Bagi Hasil Pajak <i>Tax Share</i>	14 159 884	16 636 827
3. Bagi Hasil Retribusi <i>Retribution Share</i>	440 800	440 800
4. Alokasi Dana Desa <i>Village Allocation Fund</i>	4 104 182	7 120 518
5. Bantuan Keuangan <i>Financial Assistance</i>	14 361 166	15 508 103
6. Hibah <i>Grant</i>	0	4 371 000
7. Sumbangan dari Pihak Ketiga <i>Donation from Third Parties</i>	6 817 946	7 943 010
II. BELANJA/ EXPENDITURE	39 843 956	53 943 459
1. Belanja Pegawai <i>Personnel Expenditure</i>	18 108 447	26 732 397
2. Belanja Barang dan Jasa <i>Goods and Services Expenditure</i>	2 751 091	2 646 308
3. Belanja Modal <i>Capital Expenditure</i>	1 904 318	3 481 802
4. Belanja Subsidi <i>Subsidies Expenditure</i>	0	0
5. Belanja Hibah <i>Grants Expenditure</i>	0	0
6. Belanja Bantuan Sosial <i>Social Assistance Expenditure</i>	1 060 138	1 517 913
7. Belanja Bantuan Keuangan <i>Financial Assistance Expenditure</i>	15 937 962	18 968 720
8. Belanja Tak Terduga <i>Unpredicted Expenditure</i>	82 000	596 319

*) APB Desa

REALISASI PENDAPATAN DAN BELANJA PEMERINTAH DESA, KABUPATEN

Tabel : 19.6 **KLUNGKUNG PROVINSI BALI (ribu rupiah), 2013-2014**

Table

**ACTUAL REVENUE AND EXPENDITURE OF VILLAGE GOVERNMENT OF
KLUNGKUNG, BALI (thousand rupiahs), 2013-2014**

Kabupaten / Regency : Klungkung

Rincian <i>Classification</i>	2013	2014*)
(1)	(2)	(3)
I. PENDAPATAN/ REVENUE	28 771 143	30 525 970
1. Pendapatan Asli Daerah <i>Original Local Government Revenue</i>	228 705	257 630
2. Bagi Hasil Pajak <i>Tax Share</i>	192 459	154 687
3. Bagi Hasil Retribusi <i>Retribution Share</i>	24 568	6 288
4. Alokasi Dana Desa <i>Village Allocation Fund</i>	8 835 069	9 769 794
5. Bantuan Keuangan <i>Financial Assistance</i>	19 453 376	20 330 355
6. Hibah <i>Grant</i>	0	0
7. Sumbangan dari Pihak Ketiga <i>Donation from Third Parties</i>	36 966	7 216
II. BELANJA/ EXPENDITURE	26 956 255	28 717 739
1. Belanja Pegawai <i>Personnel Expenditure</i>	11 095 352	12 555 891
2. Belanja Barang dan Jasa <i>Goods and Services Expenditure</i>	6 174 094	6 292 856
3. Belanja Modal <i>Capital Expenditure</i>	146 560	1 044 072
4. Belanja Subsidi <i>Subsidies Expenditure</i>	0	0
5. Belanja Hibah <i>Grants Expenditure</i>	0	0
6. Belanja Bantuan Sosial <i>Social Assistance Expenditure</i>	8 567 600	8 650 792
7. Belanja Bantuan Keuangan <i>Financial Assistance Expenditure</i>	700 000	0
8. Belanja Tak Terduga <i>Unpredicted Expenditure</i>	272 649	174 128

*) APB Desa

REALISASI PENDAPATAN DAN BELANJA PEMERINTAH DESA, KABUPATEN

Tabel : 19.7 BANGLI PROVINSI BALI (ribu rupiah), 2013-2014

Table

**ACTUAL REVENUE AND EXPENDITURE OF VILLAGE GOVERNMENT OF BANGLI,
BALI (thousand rupiahs), 2013-2014**

Kabupaten / Regency : Bangli

Rincian <i>Classification</i>	2013	2014*)
(1)	(2)	(3)
I. PENDAPATAN/ REVENUE	95 515 247	96 806 457
1. Pendapatan Asli Daerah <i>Original Local Government Revenue</i>	195 163	361 645
2. Bagi Hasil Pajak <i>Tax Share</i>	671 540	928 943
3. Bagi Hasil Retribusi <i>Retribution Share</i>	1 246 033	1 355 169
4. Alokasi Dana Desa <i>Village Allocation Fund</i>	45 374 353	46 648 763
5. Bantuan Keuangan <i>Financial Assistance</i>	48 028 158	47 511 937
6. Hibah <i>Grant</i>	0	0
7. Sumbangan dari Pihak Ketiga <i>Donation from Third Parties</i>	0	0
II. BELANJA/ EXPENDITURE	99 532 093	106 225 950
1. Belanja Pegawai <i>Personnel Expenditure</i>	18 189 873	21 054 376
2. Belanja Barang dan Jasa <i>Goods and Services Expenditure</i>	9 222 747	10 050 483
3. Belanja Modal <i>Capital Expenditure</i>	11 673 497	7 817 721
4. Belanja Subsidi <i>Subsidies Expenditure</i>	201 600	214 400
5. Belanja Hibah <i>Grants Expenditure</i>	116 212	4 985 769
6. Belanja Bantuan Sosial <i>Social Assistance Expenditure</i>	3 791 997	8 296 200
7. Belanja Bantuan Keuangan <i>Financial Assistance Expenditure</i>	55 821 629	51 955 748
8. Belanja Tak Terduga <i>Unpredicted Expenditure</i>	514 538	1 851 253

*) APB Desa

REALISASI PENDAPATAN DAN BELANJA PEMERINTAH DESA, KABUPATEN

Tabel : 19.8 KARANG ASEM PROVINSI BALI (ribu rupiah), 2013-2014

Table

ACTUAL REVENUE AND EXPENDITURE OF VILLAGE GOVERNMENT OF KARANG ASEM, BALI (thousand rupiahs), 2013-2014

Kabupaten / Regency : Karang Asem

Rincian <i>Classification</i>	2013	2014*)
(1)	(2)	(3)
I. PENDAPATAN/ REVENUE	64 069 655	64 397 660
1. Pendapatan Asli Daerah <i>Original Local Government Revenue</i>	1 102 856	793 509
2. Bagi Hasil Pajak <i>Tax Share</i>	10 359 804	9 975 825
3. Bagi Hasil Retribusi <i>Retribution Share</i>	6 355 938	5 108 360
4. Alokasi Dana Desa <i>Village Allocation Fund</i>	6 612 408	6 671 492
5. Bantuan Keuangan <i>Financial Assistance</i>	39 236 613	41 577 266
6. Hibah <i>Grant</i>	54 678	54 000
7. Sumbangan dari Pihak Ketiga <i>Donation from Third Parties</i>	347 358	217 208
II. BELANJA/ EXPENDITURE	62 815 901	65 722 512
1. Belanja Pegawai <i>Personnel Expenditure</i>	23 217 912	25 337 989
2. Belanja Barang dan Jasa <i>Goods and Services Expenditure</i>	12 536 098	13 528 005
3. Belanja Modal <i>Capital Expenditure</i>	2 828 409	3 760 766
4. Belanja Subsidi <i>Subsidies Expenditure</i>	0	0
5. Belanja Hibah <i>Grants Expenditure</i>	1 234 278	237 072
6. Belanja Bantuan Sosial <i>Social Assistance Expenditure</i>	661 840	535 680
7. Belanja Bantuan Keuangan <i>Financial Assistance Expenditure</i>	22 337 364	22 312 500
8. Belanja Tak Terduga <i>Unpredicted Expenditure</i>	0	10 500

*) APB Desa

REALISASI PENDAPATAN DAN BELANJA PEMERINTAH DESA, KABUPATEN

Tabel : 19.9 BULELENG PROVINSI BALI (ribu rupiah), 2013-2014

Table

ACTUAL REVENUE AND EXPENDITURE OF VILLAGE GOVERNMENT OF BULELENG, BALI (thousand rupiahs), 2013-2014

Kabupaten / Regency : Buleleng

Rincian <i>Classification</i>	2013	2014*)
(1)	(2)	(3)
I. PENDAPATAN/ REVENUE	93 600 852	90 585 687
1. Pendapatan Asli Daerah <i>Original Local Government Revenue</i>	1 508 835	1 394 119
2. Bagi Hasil Pajak <i>Tax Share</i>	3 534 768	6 861 387
3. Bagi Hasil Retribusi <i>Retribution Share</i>	1 010 385	1 383 061
4. Alokasi Dana Desa <i>Village Allocation Fund</i>	24 422 785	29 220 130
5. Bantuan Keuangan <i>Financial Assistance</i>	57 913 895	46 568 756
6. Hibah <i>Grant</i>	4 194 167	4 334 167
7. Sumbangan dari Pihak Ketiga <i>Donation from Third Parties</i>	1 016 017	824 067
II. BELANJA/ EXPENDITURE	81 052 272	91 693 271
1. Belanja Pegawai <i>Personnel Expenditure</i>	26 140 396	27 108 158
2. Belanja Barang dan Jasa <i>Goods and Services Expenditure</i>	16 416 535	24 684 049
3. Belanja Modal <i>Capital Expenditure</i>	10 752 135	12 323 015
4. Belanja Subsidi <i>Subsidies Expenditure</i>	1 457 000	1 457 000
5. Belanja Hibah <i>Grants Expenditure</i>	21 712 554	21 371 849
6. Belanja Bantuan Sosial <i>Social Assistance Expenditure</i>	30 811	0
7. Belanja Bantuan Keuangan <i>Financial Assistance Expenditure</i>	2 388 530	2 663 333
8. Belanja Tak Terduga <i>Unpredicted Expenditure</i>	2 154 311	2 085 867

*) APB Desa

REALISASI PENDAPATAN DAN BELANJA PEMERINTAH DESA, KOTA DENPASAR

Tabel : 19.10 PROVINSI BALI (ribu rupiah), 2013-2014

Table

**ACTUAL REVENUE AND EXPENDITURE OF VILLAGE GOVERNMENT OF DENPASAR,
BALI (thousand rupiahs), 2013-2014**

Kota / Municipality : Denpasar

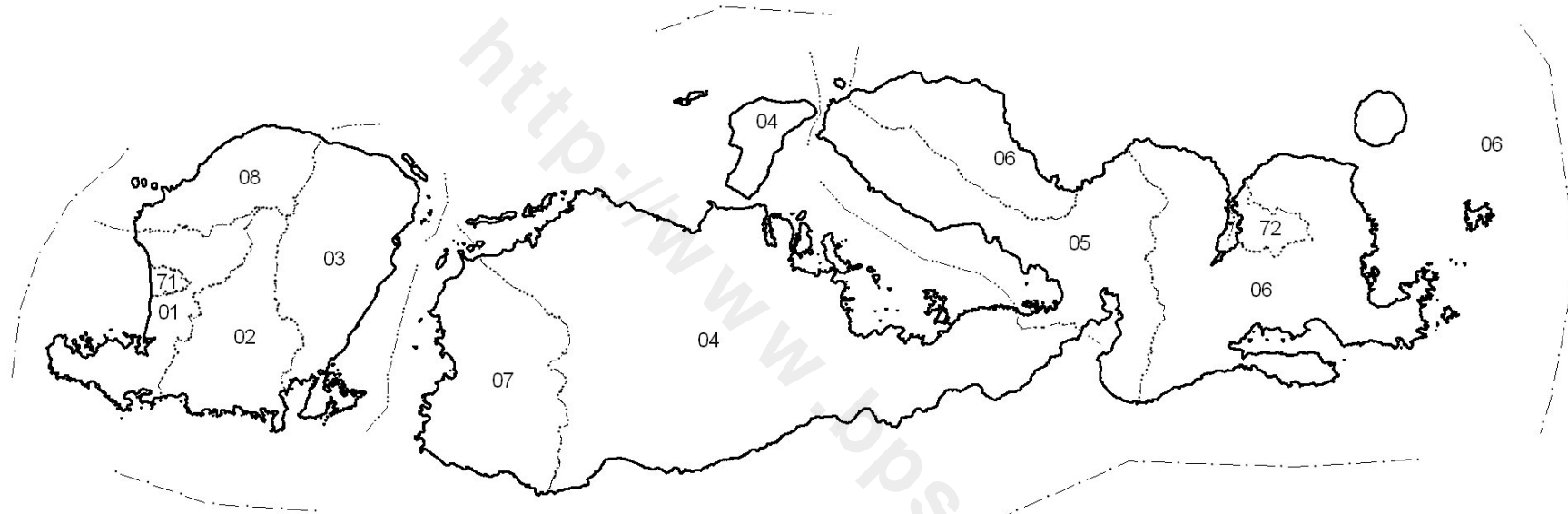
Rincian <i>Classification</i>	2013	2014*)
(1)	(2)	(3)
I. PENDAPATAN/ REVENUE	32 671 107	30 560 706
1. Pendapatan Asli Daerah <i>Original Local Government Revenue</i>	2 032 452	3 160 926
2. Bagi Hasil Pajak <i>Tax Share</i>	0	0
3. Bagi Hasil Retribusi <i>Retribution Share</i>	0	0
4. Alokasi Dana Desa <i>Village Allocation Fund</i>	21 588 129	21 588 120
5. Bantuan Keuangan <i>Financial Assistance</i>	8 760 636	5 361 660
6. Hibah <i>Grant</i>	0	0
7. Sumbangan dari Pihak Ketiga <i>Donation from Third Parties</i>	289 890	450 000
II. BELANJA/ EXPENDITURE	36 906 264	34 261 344
1. Belanja Pegawai <i>Personnel Expenditure</i>	15 213 573	16 801 848
2. Belanja Barang dan Jasa <i>Goods and Services Expenditure</i>	10 309 590	12 508 398
3. Belanja Modal <i>Capital Expenditure</i>	9 791 604	3 133 134
4. Belanja Subsidi <i>Subsidies Expenditure</i>	0	0
5. Belanja Hibah <i>Grants Expenditure</i>	0	236 250
6. Belanja Bantuan Sosial <i>Social Assistance Expenditure</i>	715 500	693 000
7. Belanja Bantuan Keuangan <i>Financial Assistance Expenditure</i>	875 997	860 625
8. Belanja Tak Terduga <i>Unpredicted Expenditure</i>	0	28 089

*) APB Desa

Gambar **Peta Indeks Provinsi Nusa Tenggara Barat menurut Kabupaten/Kota**

..... : 17

Figure *Index Map of Nusa Tenggara Barat Province by Regency/Municipality*

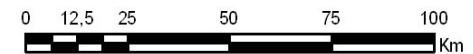
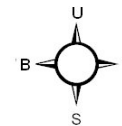


KODE	NAMA KABUPATEN/KOTA
01	LOMBOK BARAT
02	LOMBOK TENGAH
03	LOMBOK TIMUR
04	SUMBAWA
05	DOMPU
06	BIMA
07	SUMBAWA BARAT
08	LOMBOK UTARA
71	MATARAM
72	BIMA

Legenda

- Batas Negara
- - - Batas Provinsi
- Batas Kabupaten
- . - . Batas Kecamatan
- Batas Desa
- Garis Pantai / Batas Perairan

Sumber :
Peta Digital Batas Wilayah dari Bakosurtanal, Tahun 2008
(Diedit BPS Tahun 2010)



Tabel : 20
Table

**REALISASI PENDAPATAN DAN BELANJA PEMERINTAH DESA SELURUH PROVINSI
NUSA TENGGARA BARAT (ribu rupiah), 2013-2014**
**ACTUAL REVENUE AND EXPENDITURE OF VILLAGE GOVERNMENT THROUGHOUT
NUSA TENGGARA BARAT PROVINCE (thousand rupiahs), 2013-2014**

Kabupaten/Kota <i>Regency/Municipality</i>	2013		2014 ^{*)}	
	Pendapatan <i>Revenue</i>	Belanja <i>Expenditure</i>	Pendapatan <i>Revenue</i>	Belanja <i>Expenditure</i>
(1)	(2)	(3)	(4)	(5)
01 Lombok Barat	46 984 188	49 948 023	57 954 826	65 249 178
02 Lombok Tengah	36 826 901	36 677 110	41 491 771	41 408 439
03 Lombok Timur	55 537 272	55 019 167	59 970 215	58 719 722
04 Sumbawa	47 999 917	46 465 268	51 994 843	49 644 334
05 Dompu	17 558 240	16 845 818	22 219 626	21 317 117
06 Bima	26 781 786	26 790 775	24 677 436	24 957 104
07 Sumbawa Barat	14 450 668	13 938 541	14 004 276	13 538 454
08 Lombok Utara	12 521 571	12 068 988	17 458 326	16 626 501
NUSA TENGGARA BARAT	258 660 543	257 753 690	289 771 319	291 460 849

^{*)} APB Desa

<http://www.bps.go.id>

Tabel : 20.1 REALISASI PENDAPATAN DAN BELANJA SELURUH PEMERINTAH DESA DI
Table : 20.1 PROVINSI NUSA TENGGARA BARAT (ribu rupiah), 2013-2014
ACTUAL REVENUE AND EXPENDITURE OF VILLAGE GOVERNMENT THROUGHOUT
NUSA TENGGARA BARAT PROVINCE (thousand rupiahs), 2013-2014

Rincian <i>Classification</i>	2013	2014*)
(1)	(2)	(3)
I. PENDAPATAN/REVENUE	258 660 543	289 771 319
1. Pendapatan Asli Daerah <i>Original Local Government Revenue</i>	68 496 811	76 401 994
2. Bagi Hasil Pajak <i>Tax Share</i>	3 009 173	4 790 861
3. Bagi Hasil Retribusi <i>Retribution Share</i>	1 246 994	2 235 443
4. Alokasi Dana Desa <i>Village Allocation Fund</i>	113 069 917	126 094 008
5. Bantuan Keuangan <i>Financial Assistance</i>	66 638 472	69 191 547
6. Hibah <i>Grant</i>	3 374 756	5 454 566
7. Sumbangan dari Pihak Ketiga <i>Donation from Third Parties</i>	2 824 420	5 602 900
II. BELANJA/EXPENDITURE	257 753 690	291 460 849
1. Belanja Pegawai <i>Personnel Expenditure</i>	119 277 996	131 234 593
2. Belanja Barang dan Jasa <i>Goods and Services Expenditure</i>	32 327 545	33 435 980
3. Belanja Modal <i>Capital Expenditure</i>	68 850 445	87 492 140
4. Belanja Subsidi <i>Subsidies Expenditure</i>	1 295 439	680 887
5. Belanja Hibah <i>Grants Expenditure</i>	6 468 926	5 794 934
6. Belanja Bantuan Sosial <i>Social Assistance Expenditure</i>	15 745 913	18 430 778
7. Belanja Bantuan Keuangan <i>Financial Assistance Expenditure</i>	8 140 220	9 578 395
8. Belanja Tak Terduga <i>Unpredicted Expenditure</i>	5 647 206	4 813 142

*) APB Desa

REALISASI PENDAPATAN DAN BELANJA PEMERINTAH DESA, KABUPATEN

Tabel : 20.2 LOMBOK BARAT PROVINSI NUSA TENGGARA BARAT (ribu rupiah), 2013-2014

Table

ACTUAL REVENUE AND EXPENDITURE OF VILLAGE GOVERNMENT OF LOMBOK BARAT, NUSA TENGGARA BARAT (thousand rupiahs), 2013-2014

Kabupaten / Regency : Lombok Barat

Rincian <i>Classification</i>	2013	2014*)
(1)	(2)	(3)
I. PENDAPATAN/ REVENUE	46 984 188	57 954 826
1. Pendapatan Asli Daerah <i>Original Local Government Revenue</i>	13 163 454	17 406 633
2. Bagi Hasil Pajak <i>Tax Share</i>	397 184	439 543
3. Bagi Hasil Retribusi <i>Retribution Share</i>	0	0
4. Alokasi Dana Desa <i>Village Allocation Fund</i>	16 778 608	19 121 593
5. Bantuan Keuangan <i>Financial Assistance</i>	11 504 171	12 514 227
6. Hibah <i>Grant</i>	2 847 080	5 235 830
7. Sumbangan dari Pihak Ketiga <i>Donation from Third Parties</i>	2 293 691	3 237 000
II. BELANJA/ EXPENDITURE	49 948 023	65 249 178
1. Belanja Pegawai <i>Personnel Expenditure</i>	15 310 946	17 505 889
2. Belanja Barang dan Jasa <i>Goods and Services Expenditure</i>	7 705 596	8 319 545
3. Belanja Modal <i>Capital Expenditure</i>	21 667 257	33 973 981
4. Belanja Subsidi <i>Subsidies Expenditure</i>	0	0
5. Belanja Hibah <i>Grants Expenditure</i>	1 560 000	1 560 000
6. Belanja Bantuan Sosial <i>Social Assistance Expenditure</i>	1 822 423	1 982 605
7. Belanja Bantuan Keuangan <i>Financial Assistance Expenditure</i>	39 000	39 000
8. Belanja Tak Terduga <i>Unpredicted Expenditure</i>	1 842 801	1 868 158

*) APB Desa

REALISASI PENDAPATAN DAN BELANJA PEMERINTAH DESA, KABUPATEN

Tabel : 20.3 LOMBOK TENGAH PROVINSI NUSA TENGGARA BARAT (ribu rupiah), 2013-2014
Table ACTUAL REVENUE AND EXPENDITURE OF VILLAGE GOVERNMENT OF LOMBOK TENGAH, NUSA TENGGARA BARAT (thousand rupiahs), 2013-2014

Kabupaten / Regency : Lombok Tengah

Rincian <i>Classification</i>	2013	2014*)
(1)	(2)	(3)
I. PENDAPATAN/ REVENUE	36 826 901	41 491 771
1. Pendapatan Asli Daerah <i>Original Local Government Revenue</i>	1 613 075	1 879 520
2. Bagi Hasil Pajak <i>Tax Share</i>	732 169	2 560 966
3. Bagi Hasil Retribusi <i>Retribution Share</i>	336 964	1 284 947
4. Alokasi Dana Desa <i>Village Allocation Fund</i>	23 426 368	24 537 480
5. Bantuan Keuangan <i>Financial Assistance</i>	10 400 547	11 138 847
6. Hibah <i>Grant</i>	297 778	51 111
7. Sumbangan dari Pihak Ketiga <i>Donation from Third Parties</i>	20 000	38 900
II. BELANJA/ EXPENDITURE	36 677 110	41 408 439
1. Belanja Pegawai <i>Personnel Expenditure</i>	19 503 559	22 200 964
2. Belanja Barang dan Jasa <i>Goods and Services Expenditure</i>	3 216 432	3 991 612
3. Belanja Modal <i>Capital Expenditure</i>	8 352 414	9 480 564
4. Belanja Subsidi <i>Subsidies Expenditure</i>	493 776	42 220
5. Belanja Hibah <i>Grants Expenditure</i>	2 898 910	2 027 895
6. Belanja Bantuan Sosial <i>Social Assistance Expenditure</i>	1 367 152	3 235 851
7. Belanja Bantuan Keuangan <i>Financial Assistance Expenditure</i>	0	0
8. Belanja Tak Terduga <i>Unpredicted Expenditure</i>	844 867	429 333

*) APB Desa

Tabel : 20.4 REALISASI PENDAPATAN DAN BELANJA PEMERINTAH DESA, KABUPATEN LOMBOK TIMUR PROVINSI NUSA TENGGARA BARAT (ribu rupiah), 2013-2014
Table ACTUAL REVENUE AND EXPENDITURE OF VILLAGE GOVERNMENT OF LOMBOK TIMUR, NUSA TENGGARA BARAT (thousand rupiahs), 2013-2014

Kabupaten / Regency : Lombok Timur

Rincian <i>Classification</i>	2013	2014*)
(1)	(2)	(3)
I. PENDAPATAN/ REVENUE	55 537 272	59 970 215
1. Pendapatan Asli Daerah <i>Original Local Government Revenue</i>	25 261 057	28 206 555
2. Bagi Hasil Pajak <i>Tax Share</i>	70 162	157 291
3. Bagi Hasil Retribusi <i>Retribution Share</i>	684 948	680 090
4. Alokasi Dana Desa <i>Village Allocation Fund</i>	12 222 950	14 201 543
5. Bantuan Keuangan <i>Financial Assistance</i>	17 275 628	16 290 736
6. Hibah <i>Grant</i>	0	0
7. Sumbangan dari Pihak Ketiga <i>Donation from Third Parties</i>	22 527	434 000
II. BELANJA/ EXPENDITURE	55 019 167	58 719 722
1. Belanja Pegawai <i>Personnel Expenditure</i>	23 394 593	22 292 655
2. Belanja Barang dan Jasa <i>Goods and Services Expenditure</i>	1 503 448	2 717 488
3. Belanja Modal <i>Capital Expenditure</i>	13 536 098	15 921 687
4. Belanja Subsidi <i>Subsidies Expenditure</i>	721 060	561 100
5. Belanja Hibah <i>Grants Expenditure</i>	39 283	9 680
6. Belanja Bantuan Sosial <i>Social Assistance Expenditure</i>	5 378 239	6 169 714
7. Belanja Bantuan Keuangan <i>Financial Assistance Expenditure</i>	7 754 270	9 198 796
8. Belanja Tak Terduga <i>Unpredicted Expenditure</i>	2 692 176	1 848 602

*) APB Desa

REALISASI PENDAPATAN DAN BELANJA PEMERINTAH DESA, KABUPATEN

Tabel : 20.5 SUMBAWA PROVINSI NUSA TENGGARA BARAT (ribu rupiah), 2013-2014
Table *ACTUAL REVENUE AND EXPENDITURE OF VILLAGE GOVERNMENT OF SUMBAWA, NUSA TENGGARA BARAT (thousand rupiahs), 2013-2014*

Kabupaten / Regency : Sumbawa

Rincian <i>Classification</i>	2013	2014*)
(1)	(2)	(3)
I. PENDAPATAN/ REVENUE	47 999 917	51 994 843
1. Pendapatan Asli Daerah <i>Original Local Government Revenue</i>	16 978 499	17 436 493
2. Bagi Hasil Pajak <i>Tax Share</i>	78 464	78 464
3. Bagi Hasil Retribusi <i>Retribution Share</i>	225 082	225 082
4. Alokasi Dana Desa <i>Village Allocation Fund</i>	23 569 141	27 764 534
5. Bantuan Keuangan <i>Financial Assistance</i>	6 750 185	6 465 361
6. Hibah <i>Grant</i>	87 182	24 909
7. Sumbangan dari Pihak Ketiga <i>Donation from Third Parties</i>	311 364	0
II. BELANJA/ EXPENDITURE	46 465 268	49 644 334
1. Belanja Pegawai <i>Personnel Expenditure</i>	21 236 504	25 313 313
2. Belanja Barang dan Jasa <i>Goods and Services Expenditure</i>	7 491 505	5 639 565
3. Belanja Modal <i>Capital Expenditure</i>	12 450 452	12 753 256
4. Belanja Subsidi <i>Subsidies Expenditure</i>	40 353	77 567
5. Belanja Hibah <i>Grants Expenditure</i>	1 582 273	2 004 247
6. Belanja Bantuan Sosial <i>Social Assistance Expenditure</i>	3 297 318	3 272 067
7. Belanja Bantuan Keuangan <i>Financial Assistance Expenditure</i>	247 190	340 599
8. Belanja Tak Terduga <i>Unpredicted Expenditure</i>	119 673	243 720

*) APB Desa

REALISASI PENDAPATAN DAN BELANJA PEMERINTAH DESA, KABUPATEN

Tabel : 20.6 DOMPU PROVINSI NUSA TENGGARA BARAT (ribu rupiah), 2013-2014

Table

**ACTUAL REVENUE AND EXPENDITURE OF VILLAGE GOVERNMENT OF DOMPU,
NUSA TENGGARA BARAT (thousand rupiahs), 2013-2014**

Kabupaten / Regency : Dompus

Rincian Classification	2013	2014*)
(1)	(2)	(3)
I. PENDAPATAN/ REVENUE	17 558 240	22 219 626
1. Pendapatan Asli Daerah <i>Original Local Government Revenue</i>	4 779 254	6 054 171
2. Bagi Hasil Pajak <i>Tax Share</i>	21 429	27 147
3. Bagi Hasil Retribusi <i>Retribution Share</i>	0	0
4. Alokasi Dana Desa <i>Village Allocation Fund</i>	5 773 643	7 303 494
5. Bantuan Keuangan <i>Financial Assistance</i>	6 983 914	8 834 814
6. Hibah <i>Grant</i>	0	0
7. Sumbangan dari Pihak Ketiga <i>Donation from Third Parties</i>	0	0
II. BELANJA/ EXPENDITURE	16 845 818	21 317 117
1. Belanja Pegawai <i>Personnel Expenditure</i>	9 490 841	12 008 558
2. Belanja Barang dan Jasa <i>Goods and Services Expenditure</i>	3 018 469	3 821 951
3. Belanja Modal <i>Capital Expenditure</i>	3 791 499	4 797 600
4. Belanja Subsidi <i>Subsidies Expenditure</i>	0	0
5. Belanja Hibah <i>Grants Expenditure</i>	0	0
6. Belanja Bantuan Sosial <i>Social Assistance Expenditure</i>	527 866	667 291
7. Belanja Bantuan Keuangan <i>Financial Assistance Expenditure</i>	0	0
8. Belanja Tak Terduga <i>Unpredicted Expenditure</i>	17 143	21 717

*) APB Desa

REALISASI PENDAPATAN DAN BELANJA PEMERINTAH DESA, KABUPATEN BIMA

Tabel : 20.7 **PROVINSI NUSA TENGGARA BARAT (ribu rupiah), 2013-2014**

Table

ACTUAL REVENUE AND EXPENDITURE OF VILLAGE GOVERNMENT OF BIMA, NUSA TENGGARA BARAT (thousand rupiahs), 2013-2014

Kabupaten / Regency : Bima

Rincian <i>Classification</i>	2013	2014*)
(1)	(2)	(3)
I. PENDAPATAN/ REVENUE	26 781 786	24 677 436
1. Pendapatan Asli Daerah <i>Original Local Government Revenue</i>	2 587 871	327 833
2. Bagi Hasil Pajak <i>Tax Share</i>	1 348 291	1 281 235
3. Bagi Hasil Retribusi <i>Retribution Share</i>	0	0
4. Alokasi Dana Desa <i>Village Allocation Fund</i>	11 856 491	11 747 340
5. Bantuan Keuangan <i>Financial Assistance</i>	10 989 133	11 321 028
6. Hibah <i>Grant</i>	0	0
7. Sumbangan dari Pihak Ketiga <i>Donation from Third Parties</i>	0	0
II. BELANJA/ EXPENDITURE	26 790 775	24 957 104
1. Belanja Pegawai <i>Personnel Expenditure</i>	14 088 236	14 602 245
2. Belanja Barang dan Jasa <i>Goods and Services Expenditure</i>	4 294 041	4 230 109
3. Belanja Modal <i>Capital Expenditure</i>	5 244 184	3 108 450
4. Belanja Subsidi <i>Subsidies Expenditure</i>	40 250	0
5. Belanja Hibah <i>Grants Expenditure</i>	0	0
6. Belanja Bantuan Sosial <i>Social Assistance Expenditure</i>	3 124 064	3 016 300
7. Belanja Bantuan Keuangan <i>Financial Assistance Expenditure</i>	0	0
8. Belanja Tak Terduga <i>Unpredicted Expenditure</i>	0	0

*) APB Desa

REALISASI PENDAPATAN DAN BELANJA PEMERINTAH DESA, KABUPATEN

Tabel : 20.8 SUMBAWA BARAT PROVINSI NUSA TENGGARA BARAT (ribu rupiah), 2013-2014
Table ACTUAL REVENUE AND EXPENDITURE OF VILLAGE GOVERNMENT OF SUMBAWA BARAT, NUSA TENGGARA BARAT (thousand rupiahs), 2013-2014

Kabupaten / Regency : Sumbawa Barat

Rincian <i>Classification</i>	2013	2014*)
(1)	(2)	(3)
I. PENDAPATAN/ REVENUE	14 450 668	14 004 276
1. Pendapatan Asli Daerah <i>Original Local Government Revenue</i>	624 820	253 761
2. Bagi Hasil Pajak <i>Tax Share</i>	0	4 875
3. Bagi Hasil Retribusi <i>Retribution Share</i>	0	45 324
4. Alokasi Dana Desa <i>Village Allocation Fund</i>	13 770 168	13 681 076
5. Bantuan Keuangan <i>Financial Assistance</i>	0	19 240
6. Hibah <i>Grant</i>	0	0
7. Sumbangan dari Pihak Ketiga <i>Donation from Third Parties</i>	55 680	0
II. BELANJA/ EXPENDITURE	13 938 541	13 538 454
1. Belanja Pegawai <i>Personnel Expenditure</i>	9 328 132	10 157 432
2. Belanja Barang dan Jasa <i>Goods and Services Expenditure</i>	3 102 374	2 445 356
3. Belanja Modal <i>Capital Expenditure</i>	1 087 125	713 304
4. Belanja Subsidi <i>Subsidies Expenditure</i>	0	0
5. Belanja Hibah <i>Grants Expenditure</i>	388 460	193 112
6. Belanja Bantuan Sosial <i>Social Assistance Expenditure</i>	32 450	16 250
7. Belanja Bantuan Keuangan <i>Financial Assistance Expenditure</i>	0	0
8. Belanja Tak Terduga <i>Unpredicted Expenditure</i>	0	13 000

*) APB Desa

REALISASI PENDAPATAN DAN BELANJA PEMERINTAH DESA, KABUPATEN

Tabel : 20.9 LOMBOK UTARA PROVINSI NUSA TENGGARA BARAT (ribu rupiah), 2013-2014

Table

ACTUAL REVENUE AND EXPENDITURE OF VILLAGE GOVERNMENT OF LOMBOK UTARA, NUSA TENGGARA BARAT (thousand rupiahs), 2013-2014

Kabupaten / Regency : Lombok Utara

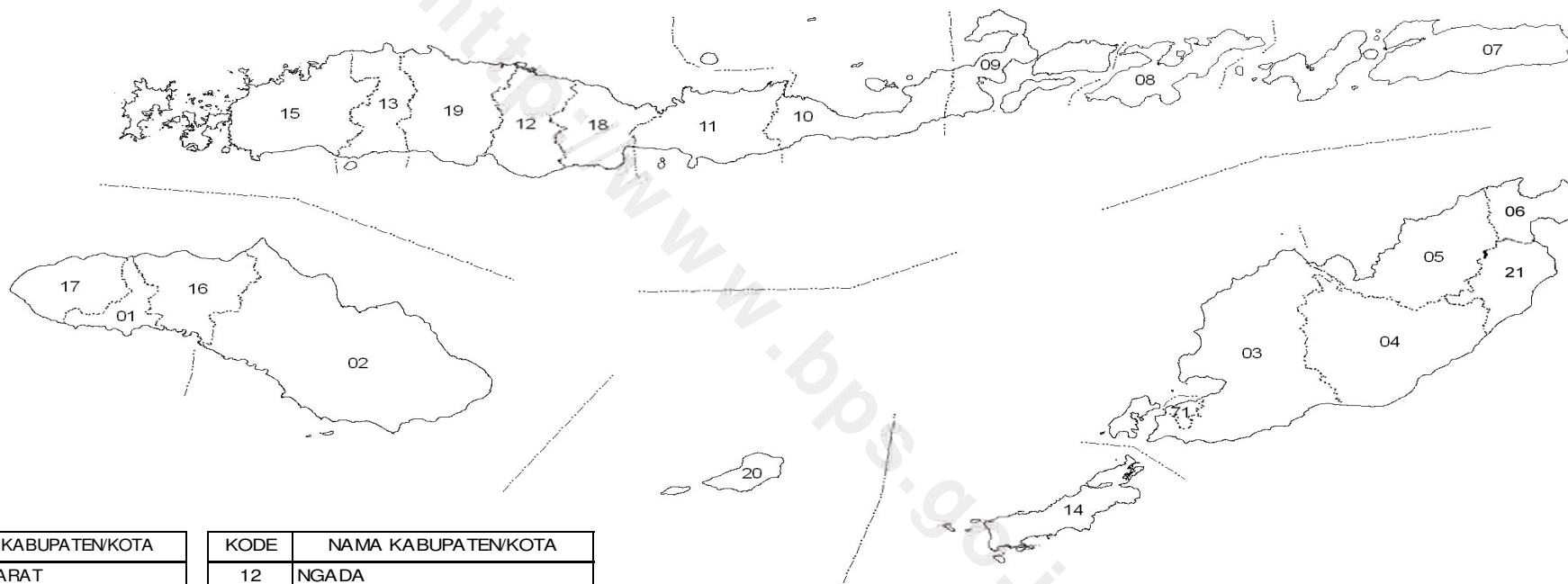
Rincian <i>Classification</i>	2013	2014*)
(1)	(2)	(3)
I. PENDAPATAN/ REVENUE	12 521 571	17 458 326
1. Pendapatan Asli Daerah <i>Original Local Government Revenue</i>	3 488 781	4 837 028
2. Bagi Hasil Pajak <i>Tax Share</i>	361 474	241 340
3. Bagi Hasil Retribusi <i>Retribution Share</i>	0	0
4. Alokasi Dana Desa <i>Village Allocation Fund</i>	5 672 548	7 736 948
5. Bantuan Keuangan <i>Financial Assistance</i>	2 734 894	2 607 294
6. Hibah <i>Grant</i>	142 716	142 716
7. Sumbangan dari Pihak Ketiga <i>Donation from Third Parties</i>	121 158	1 893 000
II. BELANJA/ EXPENDITURE	12 068 988	16 626 501
1. Belanja Pegawai <i>Personnel Expenditure</i>	6 925 185	7 153 537
2. Belanja Barang dan Jasa <i>Goods and Services Expenditure</i>	1 995 680	2 270 354
3. Belanja Modal <i>Capital Expenditure</i>	2 721 416	6 743 298
4. Belanja Subsidi <i>Subsidies Expenditure</i>	0	0
5. Belanja Hibah <i>Grants Expenditure</i>	0	0
6. Belanja Bantuan Sosial <i>Social Assistance Expenditure</i>	196 401	70 700
7. Belanja Bantuan Keuangan <i>Financial Assistance Expenditure</i>	99 760	0
8. Belanja Tak Terduga <i>Unpredicted Expenditure</i>	130 546	388 612

*) APB Desa

Gambar **Peta Indeks Provinsi Nusa Tenggara Timur menurut Kabupaten/Kota**

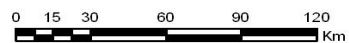
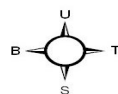
..... : 18

Figure *Index Map of Nusa Tenggara Timur Province by Regency/Municipality*



KODE	NAMA KABUPATEN/KOTA
01	SUMBA BARAT
02	SUMBA TIMUR
03	KUPANG
04	TIMOR TENGAH SELATAN
05	TIMOR TENGAH UTARA
06	BELU
07	ALOR
08	LEMBATA
09	FLORES TIMUR
10	SIKKA
11	ENDE

KODE	NAMA KABUPATEN/KOTA
12	NGADA
13	MANGGARAI
14	ROTE NDAO
15	MANGGARAI BARAT
16	SUMBA TENGAH
17	SUMBA BARAT DAYA
18	NAGEKEO
19	MANGGARAI TIMUR
20	SABU RAJUA
21	MALAKA
22	KOTA KUPANG



Legenda

- — — Batas Negara
- - - - Batas Provinsi
- Batas Kabupaten
- Batas Kecamatan
- Batas Desa
- Garis Pantai / Batas Perairan

Sumber :
Peta Digital Batas Wilayah dari Bakosurtanal, Tahun 2008
(Diedit BPS Tahun 2010)

Tabel : 21
Table REALISASI PENDAPATAN DAN BELANJA PEMERINTAH DESA SELURUH PROVINSI
NUSA TENGGARA TIMUR (ribu rupiah), 2013-2014
ACTUAL REVENUE AND EXPENDITURE OF VILLAGE GOVERNMENT THROUGHOUT
NUSA TENGGARA TIMUR PROVINCE (thousand rupiahs), 2013-2014

Kabupaten/Kota <i>Regency/Municipality</i>	2013		2014*)	
	Pendapatan <i>Revenue</i>	Belanja <i>Expenditure</i>	Pendapatan <i>Revenue</i>	Belanja <i>Expenditure</i>
(1)	(2)	(3)	(4)	(5)
01 Sumba Barat	4 538 850	4 550 564	4 604 850	4 258 571
02 Sumba Timur	31 979 110	32 014 600	32 362 490	32 370 490
03 Kupang	25 083 735	25 205 826	23 827 816	23 146 594
04 Timor Tengah Selatan	29 997 795	29 260 080	35 009 649	36 067 480
05 Timor Tengah Utara	24 524 094	23 615 284	24 966 279	24 041 083
06 Belu	18 969 410	18 892 221	19 063 496	19 063 496
07 Alor	21 988 212	20 521 151	24 549 917	21 802 415
08 Lembata	29 639 242	28 381 110	26 337 519	23 287 465
09 Flores Timur	37 559 684	37 014 700	38 054 390	35 413 171
10 Sikka	47 215 519	44 255 742	52 496 359	46 929 794
11 Ende	44 131 818	43 789 823	44 799 277	44 193 333
12 Ngada	20 851 052	20 522 479	20 994 785	22 007 508
13 Manggarai	12 607 324	12 669 703	12 635 685	12 574 184
14 Rote Ndao	24 668 022	24 283 398	23 966 134	23 749 895
15 Manggarai Barat	12 275 040	12 079 570	12 300 284	12 103 257
16 Sumba Tengah	14 947 278	13 308 670	13 436 216	12 299 256
17 Sumba Barat Daya	18 259 426	16 862 818	28 903 245	27 168 435
18 Nagekeo	52 308 445	50 452 542	55 438 401	48 603 680
19 Manggarai Timur	14 246 232	14 246 232	17 416 676	17 416 676
20 Sabu Raijua	16 604 138	15 954 537	17 073 357	16 005 028
NUSA TENGGARA TIMUR	502 394 426	487 881 050	528 236 825	502 501 811

*) APB Desa

Tabel : 21.1 REALISASI PENDAPATAN DAN BELANJA SELURUH PEMERINTAH DESA DI
PROVINSI NUSA TENGGARA TIMUR (ribu rupiah), 2013-2014
Table ACTUAL REVENUE AND EXPENDITURE OF VILLAGE GOVERNMENT THROUGHOUT
NUSA TENGGARA TIMUR PROVINCE (thousand rupiahs), 2013-2014

Rincian <i>Classification</i>	2013	2014*)
(1)	(2)	(3)
I. PENDAPATAN/REVENUE	502 394 426	528 236 825
1. Pendapatan Asli Daerah <i>Original Local Government Revenue</i>	51 920 503	55 912 104
2. Bagi Hasil Pajak <i>Tax Share</i>	2 808 126	3 371 956
3. Bagi Hasil Retribusi <i>Retribution Share</i>	341 946	723 638
4. Alokasi Dana Desa <i>Village Allocation Fund</i>	217 866 626	237 154 466
5. Bantuan Keuangan <i>Financial Assistance</i>	210 881 552	211 659 746
6. Hibah <i>Grant</i>	13 629 485	15 016 852
7. Sumbangan dari Pihak Ketiga <i>Donation from Third Parties</i>	4 946 188	4 398 063
II. BELANJA/EXPENDITURE	487 881 050	502 501 811
1. Belanja Pegawai <i>Personnel Expenditure</i>	217 070 499	224 757 711
2. Belanja Barang dan Jasa <i>Goods and Services Expenditure</i>	78 557 195	86 314 490
3. Belanja Modal <i>Capital Expenditure</i>	117 474 392	122 117 209
4. Belanja Subsidi <i>Subsidies Expenditure</i>	4 625 085	5 112 995
5. Belanja Hibah <i>Grants Expenditure</i>	17 457 905	13 933 305
6. Belanja Bantuan Sosial <i>Social Assistance Expenditure</i>	20 155 534	19 403 371
7. Belanja Bantuan Keuangan <i>Financial Assistance Expenditure</i>	26 536 469	25 631 402
8. Belanja Tak Terduga <i>Unpredicted Expenditure</i>	6 003 971	5 231 328

*) APB Desa

**REALISASI PENDAPATAN DAN BELANJA PEMERINTAH DESA, KABUPATEN SUMBA
BARAT PROVINSI NUSA TENGGARA TIMUR (ribu rupiah), 2013-2014**
**ACTUAL REVENUE AND EXPENDITURE OF VILLAGE GOVERNMENT OF SUMBA
BARAT, NUSA TENGGARA TIMUR (thousand rupiahs), 2013-2014**

Tabel : 21.2
Table

Kabupaten / Regency : Sumba Barat

Rincian Classification	2013	2014*)
(1)	(2)	(3)
I. PENDAPATAN/ REVENUE	4 538 850	4 604 850
1. Pendapatan Asli Daerah <i>Original Local Government Revenue</i>	0	0
2. Bagi Hasil Pajak <i>Tax Share</i>	0	0
3. Bagi Hasil Retribusi <i>Retribution Share</i>	0	0
4. Alokasi Dana Desa <i>Village Allocation Fund</i>	2 250 000	2 250 000
5. Bantuan Keuangan <i>Financial Assistance</i>	2 288 850	2 354 850
6. Hibah <i>Grant</i>	0	0
7. Sumbangan dari Pihak Ketiga <i>Donation from Third Parties</i>	0	0
II. BELANJA/ EXPENDITURE	4 550 564	4 258 571
1. Belanja Pegawai <i>Personnel Expenditure</i>	2 895 377	2 831 248
2. Belanja Barang dan Jasa <i>Goods and Services Expenditure</i>	401 321	363 124
3. Belanja Modal <i>Capital Expenditure</i>	712 919	755 654
4. Belanja Subsidi <i>Subsidies Expenditure</i>	73 975	44 000
5. Belanja Hibah <i>Grants Expenditure</i>	123 502	0
6. Belanja Bantuan Sosial <i>Social Assistance Expenditure</i>	178 695	101 145
7. Belanja Bantuan Keuangan <i>Financial Assistance Expenditure</i>	127 650	151 025
8. Belanja Tak Terduga <i>Unpredicted Expenditure</i>	37 125	12 375

*) APB Desa

REALISASI PENDAPATAN DAN BELANJA PEMERINTAH DESA, KABUPATEN SUMBA

Tabel : 21.3 TIMUR PROVINSI NUSA TENGGARA TIMUR (ribu rupiah), 2013-2014

Table

**ACTUAL REVENUE AND EXPENDITURE OF VILLAGE GOVERNMENT OF SUMBA
TIMUR, NUSA TENGGARA TIMUR (thousand rupiahs), 2013-2014**

Kabupaten / Regency : Sumba Timur

Rincian <i>Classification</i>	2013	2014*)
(1)	(2)	(3)
I. PENDAPATAN/ REVENUE	31 979 110	32 362 490
1. Pendapatan Asli Daerah <i>Original Local Government Revenue</i>	1 890 780	2 124 160
2. Bagi Hasil Pajak <i>Tax Share</i>	0	0
3. Bagi Hasil Retribusi <i>Retribution Share</i>	0	0
4. Alokasi Dana Desa <i>Village Allocation Fund</i>	18 657 130	18 807 130
5. Bantuan Keuangan <i>Financial Assistance</i>	11 431 200	11 431 200
6. Hibah <i>Grant</i>	0	0
7. Sumbangan dari Pihak Ketiga <i>Donation from Third Parties</i>	0	0
II. BELANJA/ EXPENDITURE	32 014 600	32 370 490
1. Belanja Pegawai <i>Personnel Expenditure</i>	13 325 700	13 265 300
2. Belanja Barang dan Jasa <i>Goods and Services Expenditure</i>	5 832 480	6 038 720
3. Belanja Modal <i>Capital Expenditure</i>	1 174 120	1 671 730
4. Belanja Subsidi <i>Subsidies Expenditure</i>	0	0
5. Belanja Hibah <i>Grants Expenditure</i>	0	0
6. Belanja Bantuan Sosial <i>Social Assistance Expenditure</i>	930 860	983 360
7. Belanja Bantuan Keuangan <i>Financial Assistance Expenditure</i>	10 698 940	10 333 170
8. Belanja Tak Terduga <i>Unpredicted Expenditure</i>	52 500	78 210

*) APB Desa

REALISASI PENDAPATAN DAN BELANJA PEMERINTAH DESA, KABUPATEN

Tabel : 21.4 KUPANG PROVINSI NUSA TENGGARA TIMUR (ribu rupiah), 2013-2014

Table

**ACTUAL REVENUE AND EXPENDITURE OF VILLAGE GOVERNMENT OF KUPANG,
NUSA TENGGARA TIMUR (thousand rupiahs), 2013-2014**

Kabupaten / Regency : Kupang

Rincian <i>Classification</i>	2013	2014*)
(1)	(2)	(3)
I. PENDAPATAN/ REVENUE	25 083 735	23 827 816
1. Pendapatan Asli Daerah <i>Original Local Government Revenue</i>	3 306 246	1 872 728
2. Bagi Hasil Pajak <i>Tax Share</i>	702 425	605 608
3. Bagi Hasil Retribusi <i>Retribution Share</i>	49 350	49 350
4. Alokasi Dana Desa <i>Village Allocation Fund</i>	7 469 900	8 152 850
5. Bantuan Keuangan <i>Financial Assistance</i>	13 532 264	13 147 280
6. Hibah <i>Grant</i>	23 550	0
7. Sumbangan dari Pihak Ketiga <i>Donation from Third Parties</i>	0	0
II. BELANJA/ EXPENDITURE	25 205 826	23 146 594
1. Belanja Pegawai <i>Personnel Expenditure</i>	12 093 111	11 536 589
2. Belanja Barang dan Jasa <i>Goods and Services Expenditure</i>	5 374 699	4 082 986
3. Belanja Modal <i>Capital Expenditure</i>	6 869 483	7 069 042
4. Belanja Subsidi <i>Subsidies Expenditure</i>	26 167	26 167
5. Belanja Hibah <i>Grants Expenditure</i>	667 572	343 890
6. Belanja Bantuan Sosial <i>Social Assistance Expenditure</i>	136 067	43 960
7. Belanja Bantuan Keuangan <i>Financial Assistance Expenditure</i>	0	0
8. Belanja Tak Terduga <i>Unpredicted Expenditure</i>	38 727	43 960

*) APB Desa

REALISASI PENDAPATAN DAN BELANJA PEMERINTAH DESA, KABUPATEN TIMOR

Tabel : 21.5 TENGGAH SELATAN PROVINSI NUSA TENGGARA TIMUR (ribu rupiah), 2013-2014
Table
ACTUAL REVENUE AND EXPENDITURE OF VILLAGE GOVERNMENT OF TIMOR
TENGGAH SELATAN, NUSA TENGGARA TIMUR (thousand rupiahs), 2013-2014

Kabupaten / Regency : Timor Tengah Selatan

Rincian <i>Classification</i>	2013	2014*)
(1)	(2)	(3)
I. PENDAPATAN/ REVENUE	29 997 795	35 009 649
1. Pendapatan Asli Daerah <i>Original Local Government Revenue</i>	232 278	69 056
2. Bagi Hasil Pajak <i>Tax Share</i>	0	0
3. Bagi Hasil Retribusi <i>Retribution Share</i>	0	0
4. Alokasi Dana Desa <i>Village Allocation Fund</i>	13 924 315	19 390 410
5. Bantuan Keuangan <i>Financial Assistance</i>	15 793 717	15 550 183
6. Hibah <i>Grant</i>	0	0
7. Sumbangan dari Pihak Ketiga <i>Donation from Third Parties</i>	47 485	0
II. BELANJA/ EXPENDITURE	29 260 080	36 067 480
1. Belanja Pegawai <i>Personnel Expenditure</i>	20 736 494	21 350 507
2. Belanja Barang dan Jasa <i>Goods and Services Expenditure</i>	4 920 067	8 324 472
3. Belanja Modal <i>Capital Expenditure</i>	1 876 486	3 811 113
4. Belanja Subsidi <i>Subsidies Expenditure</i>	0	0
5. Belanja Hibah <i>Grants Expenditure</i>	31 389	31 389
6. Belanja Bantuan Sosial <i>Social Assistance Expenditure</i>	402 151	656 398
7. Belanja Bantuan Keuangan <i>Financial Assistance Expenditure</i>	1 048 849	1 075 592
8. Belanja Tak Terduga <i>Unpredicted Expenditure</i>	244 644	818 009

*) APB Desa

REALISASI PENDAPATAN DAN BELANJA PEMERINTAH DESA, KABUPATEN TIMOR

Tabel : 21.6 TENGGAH UTARA PROVINSI NUSA TENGGARA TIMUR (ribu rupiah), 2013-2014
Table ACTUAL REVENUE AND EXPENDITURE OF VILLAGE GOVERNMENT OF TIMOR
TENGGAH UTARA, NUSA TENGGARA TIMUR (thousand rupiahs), 2013-2014

Kabupaten / Regency : Timor Tengah Utara

Rincian <i>Classification</i>	2013	2014*)
(1)	(2)	(3)
I. PENDAPATAN/ REVENUE	24 524 094	24 966 279
1. Pendapatan Asli Daerah <i>Original Local Government Revenue</i>	2 835 940	2 887 074
2. Bagi Hasil Pajak <i>Tax Share</i>	388 416	395 419
3. Bagi Hasil Retribusi <i>Retribution Share</i>	51 000	51 920
4. Alokasi Dana Desa <i>Village Allocation Fund</i>	17 716 147	18 035 581
5. Bantuan Keuangan <i>Financial Assistance</i>	1 271 843	1 294 775
6. Hibah <i>Grant</i>	29 143	29 668
7. Sumbangan dari Pihak Ketiga <i>Donation from Third Parties</i>	2 231 605	2 271 842
II. BELANJA/ EXPENDITURE	23 615 284	24 041 083
1. Belanja Pegawai <i>Personnel Expenditure</i>	10 903 538	11 100 136
2. Belanja Barang dan Jasa <i>Goods and Services Expenditure</i>	4 160 891	4 235 915
3. Belanja Modal <i>Capital Expenditure</i>	1 941 109	1 976 108
4. Belanja Subsidi <i>Subsidies Expenditure</i>	923 780	940 436
5. Belanja Hibah <i>Grants Expenditure</i>	350 637	356 959
6. Belanja Bantuan Sosial <i>Social Assistance Expenditure</i>	3 477 559	3 540 262
7. Belanja Bantuan Keuangan <i>Financial Assistance Expenditure</i>	878 055	893 887
8. Belanja Tak Terduga <i>Unpredicted Expenditure</i>	979 715	997 380

*) APB Desa

REALISASI PENDAPATAN DAN BELANJA PEMERINTAH DESA, KABUPATEN BELU

Tabel : 21.7 **PROVINSI NUSA TENGGARA TIMUR (ribu rupiah), 2013-2014**

Table

**ACTUAL REVENUE AND EXPENDITURE OF VILLAGE GOVERNMENT OF BELU,
NUSA TENGGARA TIMUR (thousand rupiahs), 2013-2014**

Kabupaten / Regency : Belu

Rincian <i>Classification</i>	2013	2014*)
(1)	(2)	(3)
I. PENDAPATAN/ REVENUE	18 969 410	19 063 496
1. Pendapatan Asli Daerah <i>Original Local Government Revenue</i>	0	0
2. Bagi Hasil Pajak <i>Tax Share</i>	0	0
3. Bagi Hasil Retribusi <i>Retribution Share</i>	0	0
4. Alokasi Dana Desa <i>Village Allocation Fund</i>	9 800 000	9 836 562
5. Bantuan Keuangan <i>Financial Assistance</i>	9 169 410	9 161 122
6. Hibah <i>Grant</i>	0	0
7. Sumbangan dari Pihak Ketiga <i>Donation from Third Parties</i>	0	65 812
II. BELANJA/ EXPENDITURE	18 892 221	19 063 496
1. Belanja Pegawai <i>Personnel Expenditure</i>	9 280 422	9 203 072
2. Belanja Barang dan Jasa <i>Goods and Services Expenditure</i>	7 729 320	7 721 195
3. Belanja Modal <i>Capital Expenditure</i>	1 314 102	1 562 402
4. Belanja Subsidi <i>Subsidies Expenditure</i>	32 500	16 250
5. Belanja Hibah <i>Grants Expenditure</i>	0	0
6. Belanja Bantuan Sosial <i>Social Assistance Expenditure</i>	209 090	183 090
7. Belanja Bantuan Keuangan <i>Financial Assistance Expenditure</i>	176 475	210 925
8. Belanja Tak Terduga <i>Unpredicted Expenditure</i>	150 312	166 562

*) APB Desa

REALISASI PENDAPATAN DAN BELANJA PEMERINTAH DESA, KABUPATEN ALOR
PROVINSI NUSA TENGGARA TIMUR (ribu rupiah), 2013-2014
ACTUAL REVENUE AND EXPENDITURE OF VILLAGE GOVERNMENT OF ALOR,
NUSA TENGGARA TIMUR (thousand rupiahs), 2013-2014

Tabel : 21.8
Table

Kabupaten / Regency : Alor

Rincian <i>Classification</i>	2013	2014*)
(1)	(2)	(3)
I. PENDAPATAN/ REVENUE	21 988 212	24 549 917
1. Pendapatan Asli Daerah <i>Original Local Government Revenue</i>	4 085 426	4 024 675
2. Bagi Hasil Pajak <i>Tax Share</i>	254 774	265 449
3. Bagi Hasil Retribusi <i>Retribution Share</i>	156 537	529 696
4. Alokasi Dana Desa <i>Village Allocation Fund</i>	7 709 572	9 008 731
5. Bantuan Keuangan <i>Financial Assistance</i>	9 781 903	10 712 366
6. Hibah <i>Grant</i>	0	9 000
7. Sumbangan dari Pihak Ketiga <i>Donation from Third Parties</i>	0	0
II. BELANJA/ EXPENDITURE	20 521 151	21 802 415
1. Belanja Pegawai <i>Personnel Expenditure</i>	9 030 748	9 698 839
2. Belanja Barang dan Jasa <i>Goods and Services Expenditure</i>	1 476 903	1 937 302
3. Belanja Modal <i>Capital Expenditure</i>	6 007 996	5 266 520
4. Belanja Subsidi <i>Subsidies Expenditure</i>	141 807	336 494
5. Belanja Hibah <i>Grants Expenditure</i>	90 347	92 400
6. Belanja Bantuan Sosial <i>Social Assistance Expenditure</i>	913 910	955 763
7. Belanja Bantuan Keuangan <i>Financial Assistance Expenditure</i>	2 346 952	2 770 492
8. Belanja Tak Terduga <i>Unpredicted Expenditure</i>	512 488	744 605

*) APB Desa

REALISASI PENDAPATAN DAN BELANJA PEMERINTAH DESA, KABUPATEN

Tabel : 21.9 LEMBATA PROVINSI NUSA TENGGARA TIMUR (ribu rupiah), 2013-2014
Table *ACTUAL REVENUE AND EXPENDITURE OF VILLAGE GOVERNMENT OF LEMBATA, NUSA TENGGARA TIMUR (thousand rupiahs), 2013-2014*

Kabupaten / Regency : Lembata

Rincian <i>Classification</i>	2013	2014*)
(1)	(2)	(3)
I. PENDAPATAN/ REVENUE	29 639 242	26 337 519
1. Pendapatan Asli Daerah <i>Original Local Government Revenue</i>	1 996 063	2 651 899
2. Bagi Hasil Pajak <i>Tax Share</i>	208 320	242 526
3. Bagi Hasil Retribusi <i>Retribution Share</i>	47 333	49 520
4. Alokasi Dana Desa <i>Village Allocation Fund</i>	13 457 215	14 054 160
5. Bantuan Keuangan <i>Financial Assistance</i>	11 492 825	7 410 771
6. Hibah <i>Grant</i>	1 151 429	1 598 714
7. Sumbangan dari Pihak Ketiga <i>Donation from Third Parties</i>	1 286 057	329 929
II. BELANJA/ EXPENDITURE	28 381 110	23 287 465
1. Belanja Pegawai <i>Personnel Expenditure</i>	7 708 911	7 560 262
2. Belanja Barang dan Jasa <i>Goods and Services Expenditure</i>	4 569 099	5 084 097
3. Belanja Modal <i>Capital Expenditure</i>	9 303 897	7 392 880
4. Belanja Subsidi <i>Subsidies Expenditure</i>	867 247	468 011
5. Belanja Hibah <i>Grants Expenditure</i>	883 500	278 203
6. Belanja Bantuan Sosial <i>Social Assistance Expenditure</i>	1 258 405	779 110
7. Belanja Bantuan Keuangan <i>Financial Assistance Expenditure</i>	3 496 986	1 598 351
8. Belanja Tak Terduga <i>Unpredicted Expenditure</i>	293 065	126 551

*) APB Desa

REALISASI PENDAPATAN DAN BELANJA PEMERINTAH DESA, KABUPATEN

Tabel : 21.10 FLORES TIMUR PROVINSI NUSA TENGGARA TIMUR (ribu rupiah), 2013-2014

Table

**ACTUAL REVENUE AND EXPENDITURE OF VILLAGE GOVERNMENT OF FLORES
TIMUR, NUSA TENGGARA TIMUR (thousand rupiahs), 2013-2014**

Kabupaten / Regency : Flores Timur

Rincian <i>Classification</i>	2013	2014*)
(1)	(2)	(3)
I. PENDAPATAN/ REVENUE	37 559 684	38 054 390
1. Pendapatan Asli Daerah <i>Original Local Government Revenue</i>	4 972 714	5 649 742
2. Bagi Hasil Pajak <i>Tax Share</i>	360 025	363 492
3. Bagi Hasil Retribusi <i>Retribution Share</i>	0	0
4. Alokasi Dana Desa <i>Village Allocation Fund</i>	12 683 142	12 823 566
5. Bantuan Keuangan <i>Financial Assistance</i>	17 895 334	17 938 667
6. Hibah <i>Grant</i>	849 333	888 923
7. Sumbangan dari Pihak Ketiga <i>Donation from Third Parties</i>	799 136	390 000
II. BELANJA/ EXPENDITURE	37 014 700	35 413 171
1. Belanja Pegawai <i>Personnel Expenditure</i>	18 704 112	18 017 216
2. Belanja Barang dan Jasa <i>Goods and Services Expenditure</i>	3 553 669	3 837 069
3. Belanja Modal <i>Capital Expenditure</i>	10 015 888	10 737 521
4. Belanja Subsidi <i>Subsidies Expenditure</i>	147 167	147 167
5. Belanja Hibah <i>Grants Expenditure</i>	589 333	138 667
6. Belanja Bantuan Sosial <i>Social Assistance Expenditure</i>	1 268 719	875 044
7. Belanja Bantuan Keuangan <i>Financial Assistance Expenditure</i>	785 477	469 156
8. Belanja Tak Terduga <i>Unpredicted Expenditure</i>	1 950 335	1 191 331

*) APB Desa

REALISASI PENDAPATAN DAN BELANJA PEMERINTAH DESA, KABUPATEN SIKKA

Tabel : 21.11 PROVINSI NUSA TENGGARA TIMUR (ribu rupiah), 2013-2014

Table

**ACTUAL REVENUE AND EXPENDITURE OF VILLAGE GOVERNMENT OF SIKKA,
NUSA TENGGARA TIMUR (thousand rupiahs), 2013-2014**

Kabupaten / Regency : Sikka

Rincian <i>Classification</i>	2013	2014*)
(1)	(2)	(3)
I. PENDAPATAN/ REVENUE	47 215 519	52 496 359
1. Pendapatan Asli Daerah <i>Original Local Government Revenue</i>	7 704 711	10 895 351
2. Bagi Hasil Pajak <i>Tax Share</i>	351 374	675 552
3. Bagi Hasil Retribusi <i>Retribution Share</i>	37 248	43 152
4. Alokasi Dana Desa <i>Village Allocation Fund</i>	16 620 989	19 285 171
5. Bantuan Keuangan <i>Financial Assistance</i>	20 012 771	17 688 935
6. Hibah <i>Grant</i>	2 409 600	3 096 000
7. Sumbangan dari Pihak Ketiga <i>Donation from Third Parties</i>	78 826	812 198
II. BELANJA/ EXPENDITURE	44 255 742	46 929 794
1. Belanja Pegawai <i>Personnel Expenditure</i>	20 914 091	22 899 088
2. Belanja Barang dan Jasa <i>Goods and Services Expenditure</i>	8 258 266	7 395 431
3. Belanja Modal <i>Capital Expenditure</i>	5 308 040	8 147 311
4. Belanja Subsidi <i>Subsidies Expenditure</i>	96 000	48 000
5. Belanja Hibah <i>Grants Expenditure</i>	5 741 460	3 348 534
6. Belanja Bantuan Sosial <i>Social Assistance Expenditure</i>	1 822 059	2 787 978
7. Belanja Bantuan Keuangan <i>Financial Assistance Expenditure</i>	2 039 970	2 182 626
8. Belanja Tak Terduga <i>Unpredicted Expenditure</i>	75 856	120 826

*) APB Desa

REALISASI PENDAPATAN DAN BELANJA PEMERINTAH DESA, KABUPATEN ENDE

Tabel : 21.12 PROVINSI NUSA TENGGARA TIMUR (ribu rupiah), 2013-2014

Table

**ACTUAL REVENUE AND EXPENDITURE OF VILLAGE GOVERNMENT OF ENDE,
NUSA TENGGARA TIMUR (thousand rupiahs), 2013-2014**

Kabupaten / Regency : Ende

Rincian <i>Classification</i>	2013	2014*)
(1)	(2)	(3)
I. PENDAPATAN/ REVENUE	44 131 818	44 799 277
1. Pendapatan Asli Daerah <i>Original Local Government Revenue</i>	8 626 954	7 961 771
2. Bagi Hasil Pajak <i>Tax Share</i>	353 350	353 350
3. Bagi Hasil Retribusi <i>Retribution Share</i>	0	0
4. Alokasi Dana Desa <i>Village Allocation Fund</i>	17 172 615	18 435 948
5. Bantuan Keuangan <i>Financial Assistance</i>	17 978 899	18 048 208
6. Hibah <i>Grant</i>	0	0
7. Sumbangan dari Pihak Ketiga <i>Donation from Third Parties</i>	0	0
II. BELANJA/ EXPENDITURE	43 789 823	44 193 333
1. Belanja Pegawai <i>Personnel Expenditure</i>	18 502 280	18 566 977
2. Belanja Barang dan Jasa <i>Goods and Services Expenditure</i>	3 402 232	4 938 020
3. Belanja Modal <i>Capital Expenditure</i>	11 295 281	10 082 208
4. Belanja Subsidi <i>Subsidies Expenditure</i>	1 722 481	2 232 840
5. Belanja Hibah <i>Grants Expenditure</i>	721 647	940 016
6. Belanja Bantuan Sosial <i>Social Assistance Expenditure</i>	7 288 571	6 734 662
7. Belanja Bantuan Keuangan <i>Financial Assistance Expenditure</i>	192 083	178 341
8. Belanja Tak Terduga <i>Unpredicted Expenditure</i>	665 248	520 269

*) APB Desa

REALISASI PENDAPATAN DAN BELANJA PEMERINTAH DESA, KABUPATEN NGADA

Tabel : 21.13 PROVINSI NUSA TENGGARA TIMUR (ribu rupiah), 2013-2014

Table

**ACTUAL REVENUE AND EXPENDITURE OF VILLAGE GOVERNMENT OF NGADA,
NUSA TENGGARA TIMUR (thousand rupiahs), 2013-2014**

Kabupaten / Regency : Ngada

Rincian <i>Classification</i>	2013	2014*)
(1)	(2)	(3)
I. PENDAPATAN/ REVENUE	20 851 052	20 994 785
1. Pendapatan Asli Daerah <i>Original Local Government Revenue</i>	2 004 146	3 400 488
2. Bagi Hasil Pajak <i>Tax Share</i>	7 091	7 091
3. Bagi Hasil Retribusi <i>Retribution Share</i>	0	0
4. Alokasi Dana Desa <i>Village Allocation Fund</i>	5 933 361	6 791 878
5. Bantuan Keuangan <i>Financial Assistance</i>	10 431 110	10 349 019
6. Hibah <i>Grant</i>	2 164 500	58 500
7. Sumbangan dari Pihak Ketiga <i>Donation from Third Parties</i>	310 844	387 809
II. BELANJA/ EXPENDITURE	20 522 479	22 007 508
1. Belanja Pegawai <i>Personnel Expenditure</i>	10 521 384	10 561 448
2. Belanja Barang dan Jasa <i>Goods and Services Expenditure</i>	3 303 087	4 772 976
3. Belanja Modal <i>Capital Expenditure</i>	3 302 158	3 852 080
4. Belanja Subsidi <i>Subsidies Expenditure</i>	0	0
5. Belanja Hibah <i>Grants Expenditure</i>	1 772 727	0
6. Belanja Bantuan Sosial <i>Social Assistance Expenditure</i>	91 317	0
7. Belanja Bantuan Keuangan <i>Financial Assistance Expenditure</i>	1 486 013	2 763 483
8. Belanja Tak Terduga <i>Unpredicted Expenditure</i>	45 793	57 521

*) APB Desa

REALISASI PENDAPATAN DAN BELANJA PEMERINTAH DESA, KABUPATEN

Tabel : 21.14 MANGGARAI PROVINSI NUSA TENGGARA TIMUR (ribu rupiah), 2013-2014
Table **ACTUAL REVENUE AND EXPENDITURE OF VILLAGE GOVERNMENT OF MANGGARAI, NUSA TENGGARA TIMUR (thousand rupiahs), 2013-2014**

Kabupaten / Regency : Manggarai

Rincian <i>Classification</i>	2013	2014*)
(1)	(2)	(3)
I. PENDAPATAN/ REVENUE	12 607 324	12 635 685
1. Pendapatan Asli Daerah <i>Original Local Government Revenue</i>	10 543	41 293
2. Bagi Hasil Pajak <i>Tax Share</i>	0	0
3. Bagi Hasil Retribusi <i>Retribution Share</i>	0	0
4. Alokasi Dana Desa <i>Village Allocation Fund</i>	4 920 000	4 920 000
5. Bantuan Keuangan <i>Financial Assistance</i>	7 676 781	7 674 392
6. Hibah <i>Grant</i>	0	0
7. Sumbangan dari Pihak Ketiga <i>Donation from Third Parties</i>	0	0
II. BELANJA/ EXPENDITURE	12 669 703	12 574 184
1. Belanja Pegawai <i>Personnel Expenditure</i>	7 521 713	7 395 885
2. Belanja Barang dan Jasa <i>Goods and Services Expenditure</i>	941 829	969 591
3. Belanja Modal <i>Capital Expenditure</i>	3 954 450	3 970 176
4. Belanja Subsidi <i>Subsidies Expenditure</i>	0	0
5. Belanja Hibah <i>Grants Expenditure</i>	0	0
6. Belanja Bantuan Sosial <i>Social Assistance Expenditure</i>	0	0
7. Belanja Bantuan Keuangan <i>Financial Assistance Expenditure</i>	241 168	227 989
8. Belanja Tak Terduga <i>Unpredicted Expenditure</i>	10 543	10 543

*) APB Desa

REALISASI PENDAPATAN DAN BELANJA PEMERINTAH DESA, KABUPATEN ROTE

Tabel : 21.15 NDAO PROVINSI NUSA TENGGARA TIMUR (ribu rupiah), 2013-2014

Table

**ACTUAL REVENUE AND EXPENDITURE OF VILLAGE GOVERNMENT OF ROTE
NDAO, NUSA TENGGARA TIMUR (thousand rupiahs), 2013-2014**

Kabupaten / Regency : Rote Ndao

Rincian <i>Classification</i>	2013	2014*)
(1)	(2)	(3)
I. PENDAPATAN/ REVENUE	24 668 022	23 966 134
1. Pendapatan Asli Daerah <i>Original Local Government Revenue</i>	108 040	112 785
2. Bagi Hasil Pajak <i>Tax Share</i>	48 910	51 100
3. Bagi Hasil Retribusi <i>Retribution Share</i>	0	0
4. Alokasi Dana Desa <i>Village Allocation Fund</i>	15 101 379	15 081 793
5. Bantuan Keuangan <i>Financial Assistance</i>	8 298 268	7 974 031
6. Hibah <i>Grant</i>	1 111 425	746 425
7. Sumbangan dari Pihak Ketiga <i>Donation from Third Parties</i>	0	0
II. BELANJA/ EXPENDITURE	24 283 398	23 749 895
1. Belanja Pegawai <i>Personnel Expenditure</i>	7 836 039	7 712 531
2. Belanja Barang dan Jasa <i>Goods and Services Expenditure</i>	4 964 796	5 132 090
3. Belanja Modal <i>Capital Expenditure</i>	6 179 523	6 609 143
4. Belanja Subsidi <i>Subsidies Expenditure</i>	269 545	283 649
5. Belanja Hibah <i>Grants Expenditure</i>	1 303 546	625 676
6. Belanja Bantuan Sosial <i>Social Assistance Expenditure</i>	984 916	777 180
7. Belanja Bantuan Keuangan <i>Financial Assistance Expenditure</i>	2 687 261	2 568 381
8. Belanja Tak Terduga <i>Unpredicted Expenditure</i>	57 772	41 245

*) APB Desa

REALISASI PENDAPATAN DAN BELANJA PEMERINTAH DESA, KABUPATEN

Tabel : 21.16 MANGGARAI BARAT PROVINSI NUSA TENGGARA TIMUR (ribu rupiah), 2013-2014
Table **ACTUAL REVENUE AND EXPENDITURE OF VILLAGE GOVERNMENT OF MANGGARAI BARAT, NUSA TENGGARA TIMUR (thousand rupiahs), 2013-2014**

Kabupaten / Regency : Manggarai Barat

Rincian <i>Classification</i>	2013	2014*)
(1)	(2)	(3)
I. PENDAPATAN/ REVENUE	12 275 040	12 300 284
1. Pendapatan Asli Daerah <i>Original Local Government Revenue</i>	213 873	213 873
2. Bagi Hasil Pajak <i>Tax Share</i>	8 769	8 769
3. Bagi Hasil Retribusi <i>Retribution Share</i>	0	0
4. Alokasi Dana Desa <i>Village Allocation Fund</i>	11 642 398	11 667 092
5. Bantuan Keuangan <i>Financial Assistance</i>	278 462	279 012
6. Hibah <i>Grant</i>	0	0
7. Sumbangan dari Pihak Ketiga <i>Donation from Third Parties</i>	131 538	131 538
II. BELANJA/ EXPENDITURE	12 079 570	12 103 257
1. Belanja Pegawai <i>Personnel Expenditure</i>	6 139 495	6 122 833
2. Belanja Barang dan Jasa <i>Goods and Services Expenditure</i>	4 554 500	4 512 418
3. Belanja Modal <i>Capital Expenditure</i>	1 245 267	1 327 698
4. Belanja Subsidi <i>Subsidies Expenditure</i>	0	0
5. Belanja Hibah <i>Grants Expenditure</i>	0	0
6. Belanja Bantuan Sosial <i>Social Assistance Expenditure</i>	140 308	140 308
7. Belanja Bantuan Keuangan <i>Financial Assistance Expenditure</i>	0	0
8. Belanja Tak Terduga <i>Unpredicted Expenditure</i>	0	0

*) APB Desa

REALISASI PENDAPATAN DAN BELANJA PEMERINTAH DESA, KABUPATEN SUMBA

Tabel : 21.17 TENGAH PROVINSI NUSA TENGGARA TIMUR (ribu rupiah), 2013-2014

Table

**ACTUAL REVENUE AND EXPENDITURE OF VILLAGE GOVERNMENT OF SUMBA
TENGAH, NUSA TENGGARA TIMUR (thousand rupiahs), 2013-2014**

Kabupaten / Regency : Sumba Tengah

Rincian <i>Classification</i>	2013	2014*)
(1)	(2)	(3)
I. PENDAPATAN/ REVENUE	14 947 278	13 436 216
1. Pendapatan Asli Daerah <i>Original Local Government Revenue</i>	137 399	91 638
2. Bagi Hasil Pajak <i>Tax Share</i>	1 147	0
3. Bagi Hasil Retribusi <i>Retribution Share</i>	478	0
4. Alokasi Dana Desa <i>Village Allocation Fund</i>	10 003 463	10 283 933
5. Bantuan Keuangan <i>Financial Assistance</i>	2 632 794	2 386 978
6. Hibah <i>Grant</i>	2 111 300	673 667
7. Sumbangan dari Pihak Ketiga <i>Donation from Third Parties</i>	60 697	0
II. BELANJA/ EXPENDITURE	13 308 670	12 299 256
1. Belanja Pegawai <i>Personnel Expenditure</i>	3 461 595	3 286 203
2. Belanja Barang dan Jasa <i>Goods and Services Expenditure</i>	3 359 494	3 698 989
3. Belanja Modal <i>Capital Expenditure</i>	3 091 174	3 613 304
4. Belanja Subsidi <i>Subsidies Expenditure</i>	0	0
5. Belanja Hibah <i>Grants Expenditure</i>	3 029 713	1 489 343
6. Belanja Bantuan Sosial <i>Social Assistance Expenditure</i>	87 194	200 667
7. Belanja Bantuan Keuangan <i>Financial Assistance Expenditure</i>	279 500	10 750
8. Belanja Tak Terduga <i>Unpredicted Expenditure</i>	0	0

*) APB Desa

REALISASI PENDAPATAN DAN BELANJA PEMERINTAH DESA, KABUPATEN SUMBA

Tabel : 21.18 BARAT DAYA PROVINSI NUSA TENGGARA TIMUR (ribu rupiah), 2013-2014

Table

**ACTUAL REVENUE AND EXPENDITURE OF VILLAGE GOVERNMENT OF SUMBA
BARAT DAYA, NUSA TENGGARA TIMUR (thousand rupiahs), 2013-2014**

Kabupaten / Regency : Sumba Barat Daya

Rincian <i>Classification</i>	2013	2014*)
(1)	(2)	(3)
I. PENDAPATAN/ REVENUE	18 259 426	28 903 245
1. Pendapatan Asli Daerah <i>Original Local Government Revenue</i>	670 422	828 522
2. Bagi Hasil Pajak <i>Tax Share</i>	23 645	0
3. Bagi Hasil Retribusi <i>Retribution Share</i>	0	0
4. Alokasi Dana Desa <i>Village Allocation Fund</i>	9 300 000	11 625 000
5. Bantuan Keuangan <i>Financial Assistance</i>	8 265 359	12 313 359
6. Hibah <i>Grant</i>	0	4 136 364
7. Sumbangan dari Pihak Ketiga <i>Donation from Third Parties</i>	0	0
II. BELANJA/ EXPENDITURE	16 862 818	27 168 435
1. Belanja Pegawai <i>Personnel Expenditure</i>	9 610 260	13 593 390
2. Belanja Barang dan Jasa <i>Goods and Services Expenditure</i>	3 564 361	4 200 470
3. Belanja Modal <i>Capital Expenditure</i>	3 583 754	5 107 659
4. Belanja Subsidi <i>Subsidies Expenditure</i>	0	0
5. Belanja Hibah <i>Grants Expenditure</i>	0	4 136 364
6. Belanja Bantuan Sosial <i>Social Assistance Expenditure</i>	0	0
7. Belanja Bantuan Keuangan <i>Financial Assistance Expenditure</i>	0	0
8. Belanja Tak Terduga <i>Unpredicted Expenditure</i>	104 443	130 552

*) APB Desa

REALISASI PENDAPATAN DAN BELANJA PEMERINTAH DESA, KABUPATEN

Tabel : 21.19 NAGEKEO PROVINSI NUSA TENGGARA TIMUR (ribu rupiah), 2013-2014

Table

**ACTUAL REVENUE AND EXPENDITURE OF VILLAGE GOVERNMENT OF NAGEKEO,
NUSA TENGGARA TIMUR (thousand rupiahs), 2013-2014**

Kabupaten / Regency : Nagekeo

Rincian <i>Classification</i>	2013	2014*)
(1)	(2)	(3)
I. PENDAPATAN/ REVENUE	52 308 445	55 438 401
1. Pendapatan Asli Daerah <i>Original Local Government Revenue</i>	9 928 741	9 253 658
2. Bagi Hasil Pajak <i>Tax Share</i>	33 824	16 933
3. Bagi Hasil Retribusi <i>Retribution Share</i>	0	0
4. Alokasi Dana Desa <i>Village Allocation Fund</i>	12 602 318	15 014 397
5. Bantuan Keuangan <i>Financial Assistance</i>	27 970 835	29 371 751
6. Hibah <i>Grant</i>	1 772 727	1 772 727
7. Sumbangan dari Pihak Ketiga <i>Donation from Third Parties</i>	0	8 935
II. BELANJA/ EXPENDITURE	50 452 542	48 603 680
1. Belanja Pegawai <i>Personnel Expenditure</i>	13 445 782	13 888 822
2. Belanja Barang dan Jasa <i>Goods and Services Expenditure</i>	3 066 903	3 393 121
3. Belanja Modal <i>Capital Expenditure</i>	33 006 012	30 456 277
4. Belanja Subsidi <i>Subsidies Expenditure</i>	268 994	569 981
5. Belanja Hibah <i>Grants Expenditure</i>	57 443	0
6. Belanja Bantuan Sosial <i>Social Assistance Expenditure</i>	18 380	0
7. Belanja Bantuan Keuangan <i>Financial Assistance Expenditure</i>	51 090	197 234
8. Belanja Tak Terduga <i>Unpredicted Expenditure</i>	537 938	98 245

*) APB Desa

REALISASI PENDAPATAN DAN BELANJA PEMERINTAH DESA, KABUPATEN

Tabel : 21.20 MANGGARAI TIMUR PROVINSI NUSA TENGGARA TIMUR (ribu rupiah), 2013-2014
Table

**ACTUAL REVENUE AND EXPENDITURE OF VILLAGE GOVERNMENT OF
MANGGARAI TIMUR, NUSA TENGGARA TIMUR (thousand rupiahs), 2013-2014**

Kabupaten / *Regency* : Manggarai Timur

Rincian <i>Classification</i>	2013	2014*)
(1)	(2)	(3)
I. PENDAPATAN/ REVENUE	14 246 232	17 416 676
1. Pendapatan Asli Daerah <i>Original Local Government Revenue</i>	2 225 990	2 721 376
2. Bagi Hasil Pajak <i>Tax Share</i>	0	0
3. Bagi Hasil Retribusi <i>Retribution Share</i>	0	0
4. Alokasi Dana Desa <i>Village Allocation Fund</i>	5 102 682	6 238 264
5. Bantuan Keuangan <i>Financial Assistance</i>	6 917 560	8 457 036
6. Hibah <i>Grant</i>	0	0
7. Sumbangan dari Pihak Ketiga <i>Donation from Third Parties</i>	0	0
II. BELANJA/ EXPENDITURE	14 246 232	17 416 676
1. Belanja Pegawai <i>Personnel Expenditure</i>	9 020 765	11 028 301
2. Belanja Barang dan Jasa <i>Goods and Services Expenditure</i>	2 177 812	2 662 476
3. Belanja Modal <i>Capital Expenditure</i>	3 047 655	3 725 899
4. Belanja Subsidi <i>Subsidies Expenditure</i>	0	0
5. Belanja Hibah <i>Grants Expenditure</i>	0	0
6. Belanja Bantuan Sosial <i>Social Assistance Expenditure</i>	0	0
7. Belanja Bantuan Keuangan <i>Financial Assistance Expenditure</i>	0	0
8. Belanja Tak Terduga <i>Unpredicted Expenditure</i>	0	0

*) APB Desa

REALISASI PENDAPATAN DAN BELANJA PEMERINTAH DESA, KABUPATEN SABU

Tabel : 21.21 RAIJUA PROVINSI NUSA TENGGARA TIMUR (ribu rupiah), 2013-2014

Table

**ACTUAL REVENUE AND EXPENDITURE OF VILLAGE GOVERNMENT OF SABU
RAIJUA, NUSA TENGGARA TIMUR (thousand rupiahs), 2013-2014**

Kabupaten / Regency : Sabu Raijua

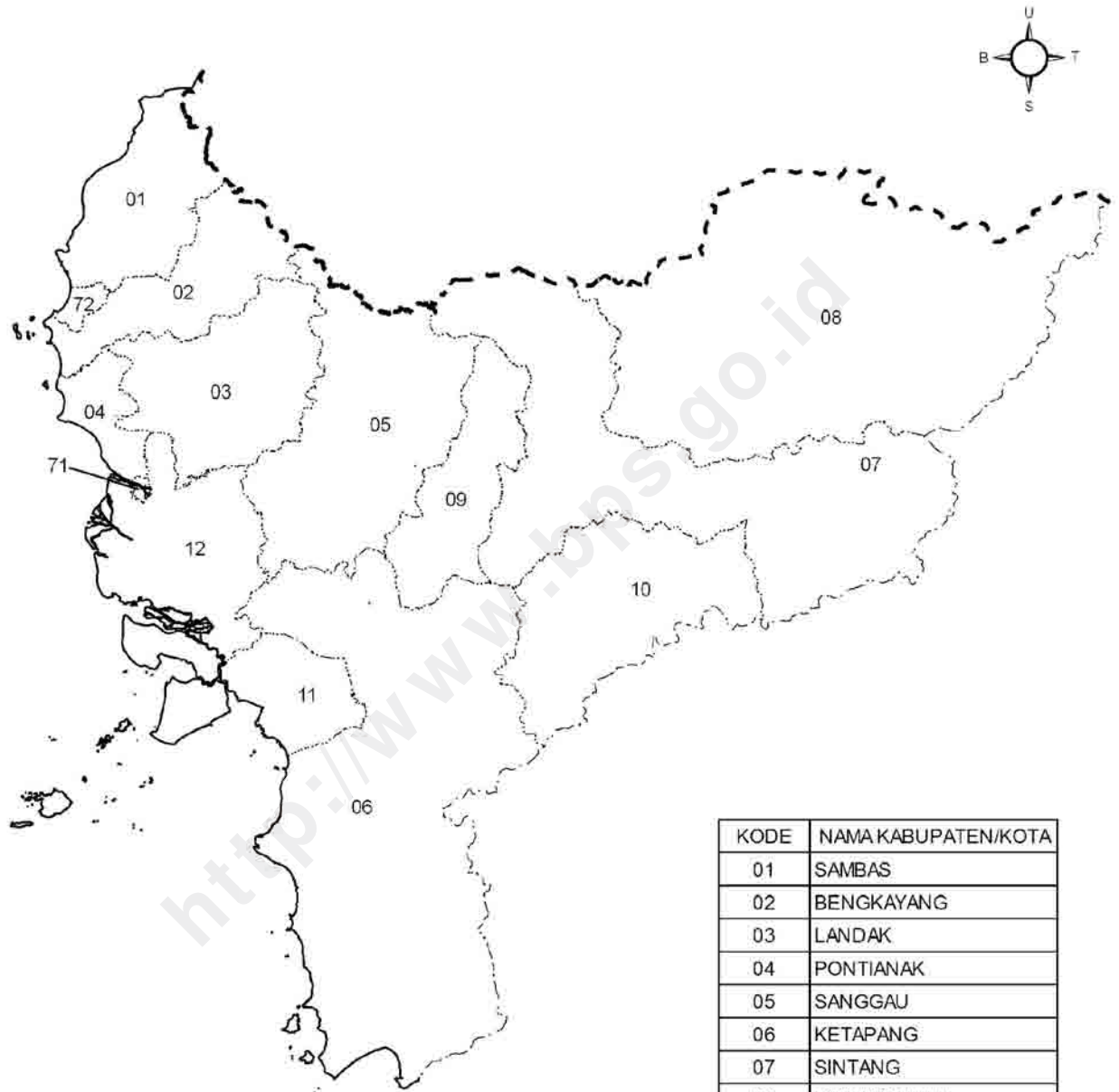
Rincian <i>Classification</i>	2013	2014*)
(1)	(2)	(3)
I. PENDAPATAN/ REVENUE	16 604 138	17 073 357
1. Pendapatan Asli Daerah <i>Original Local Government Revenue</i>	970 237	1 112 015
2. Bagi Hasil Pajak <i>Tax Share</i>	66 056	386 667
3. Bagi Hasil Retribusi <i>Retribution Share</i>	0	0
4. Alokasi Dana Desa <i>Village Allocation Fund</i>	5 800 000	5 452 000
5. Bantuan Keuangan <i>Financial Assistance</i>	7 761 367	8 115 811
6. Hibah <i>Grant</i>	2 006 478	2 006 864
7. Sumbangan dari Pihak Ketiga <i>Donation from Third Parties</i>	0	0
II. BELANJA/ EXPENDITURE	15 954 537	16 005 028
1. Belanja Pegawai <i>Personnel Expenditure</i>	5 418 682	5 139 064
2. Belanja Barang dan Jasa <i>Goods and Services Expenditure</i>	2 945 466	3 014 028
3. Belanja Modal <i>Capital Expenditure</i>	4 245 078	4 982 484
4. Belanja Subsidi <i>Subsidies Expenditure</i>	55 422	0
5. Belanja Hibah <i>Grants Expenditure</i>	2 095 089	2 151 864
6. Belanja Bantuan Sosial <i>Social Assistance Expenditure</i>	947 333	644 444
7. Belanja Bantuan Keuangan <i>Financial Assistance Expenditure</i>	0	0
8. Belanja Tak Terduga <i>Unpredicted Expenditure</i>	247 467	73 144

*) APB Desa

Gambar **Peta Indeks Provinsi Kalimantan Barat menurut Kabupaten/Kota**

..... : 19

Figure *Index Map of Kalimantan Barat Province by Regency/Municipality*




KODE	NAMA KABUPATEN/KOTA
01	SAMBAS
02	BENGKAYANG
03	LANDAK
04	PONTIANAK
05	SANGGAU
06	KETAPANG
07	SINTANG
08	KAPUAS HULU
09	SEKADAU
10	MELAWI
11	KAYONG UTARA
12	KUBU RAYA
71	PONTIANAK
72	SINGKAWANG

Legenda

- Batas Negara
- Batas Provinsi
- Batas Kabupaten
- Batas Kecamatan
- Batas Desa
- Garis Pantai / Batas Perairan

Sumber :
Peta Digital Batas Wilayah dari Bakosurtanal, Tahun 2008
(Diedit BPS Tahun 2010)



Tabel : 22
Table REALISASI PENDAPATAN DAN BELANJA PEMERINTAH DESA SELURUH PROVINSI
KALIMANTAN BARAT (ribu rupiah), 2013-2014
ACTUAL REVENUE AND EXPENDITURE OF VILLAGE GOVERNMENT THROUGHOUT
KALIMANTAN BARAT PROVINCE (thousand rupiahs), 2013-2014

Kabupaten/Kota <i>Regency/Municipality</i>	2013		2014*)	
	Pendapatan <i>Revenue</i>	Belanja <i>Expenditure</i>	Pendapatan <i>Revenue</i>	Belanja <i>Expenditure</i>
(1)	(2)	(3)	(4)	(5)
01 Sambas	36 888 370	37 952 336	36 534 168	37 150 619
02 Bengkayang	17 100 406	17 100 406	19 012 854	19 012 854
03 Landak	24 947 820	24 899 257	26 181 140	15 221 836
04 Pontianak	12 807 496	12 925 661	12 530 551	12 469 329
05 Sanggau	35 191 745	35 116 471	34 328 694	34 636 912
06 Ketapang	62 014 825	64 374 006	75 257 012	78 119 380
07 Sintang	53 044 219	52 742 547	50 085 269	49 891 797
08 Kapuas Hulu	45 535 389	46 039 051	44 826 876	45 323 644
09 Sekadau	24 629 369	23 500 450	29 445 069	28 099 051
10 Melawi	19 000 649	17 816 930	19 979 208	18 440 365
11 Kayong Utara	15 082 910	14 684 399	15 123 744	14 695 546
12 Kubu Raya	27 600 263	27 380 203	27 470 078	27 188 308
KALIMANTAN BARAT	373 843 461	374 531 717	390 774 663	380 249 641

*) APB Desa

Tabel : 22.1 REALISASI PENDAPATAN DAN BELANJA SELURUH PEMERINTAH DESA DI PROVINSI KALIMANTAN BARAT (ribu rupiah), 2013-2014
Table : 22.1 ACTUAL REVENUE AND EXPENDITURE OF VILLAGE GOVERNMENT THROUGHOUT KALIMANTAN BARAT PROVINCE (thousand rupiahs), 2013-2014

Rincian <i>Classification</i>	2013	2014*)
(1)	(2)	(3)
I. PENDAPATAN/REVENUE	373 843 461	390 774 663
1. Pendapatan Asli Daerah <i>Original Local Government Revenue</i>	5 944 632	5 777 094
2. Bagi Hasil Pajak <i>Tax Share</i>	1 831 379	1 655 933
3. Bagi Hasil Retribusi <i>Retribution Share</i>	229 075	239 653
4. Alokasi Dana Desa <i>Village Allocation Fund</i>	258 579 122	278 503 076
5. Bantuan Keuangan <i>Financial Assistance</i>	98 345 837	95 644 893
6. Hibah <i>Grant</i>	7 076 250	7 103 250
7. Sumbangan dari Pihak Ketiga <i>Donation from Third Parties</i>	1 837 166	1 850 764
II. BELANJA/EXPENDITURE	374 531 717	380 249 641
1. Belanja Pegawai <i>Personnel Expenditure</i>	173 586 221	174 199 239
2. Belanja Barang dan Jasa <i>Goods and Services Expenditure</i>	69 664 849	72 591 177
3. Belanja Modal <i>Capital Expenditure</i>	92 764 830	93 192 512
4. Belanja Subsidi <i>Subsidies Expenditure</i>	776 111	1 199 988
5. Belanja Hibah <i>Grants Expenditure</i>	4 538 376	4 743 226
6. Belanja Bantuan Sosial <i>Social Assistance Expenditure</i>	13 301 942	12 429 018
7. Belanja Bantuan Keuangan <i>Financial Assistance Expenditure</i>	16 302 103	17 942 601
8. Belanja Tak Terduga <i>Unpredicted Expenditure</i>	3 597 285	3 951 880

*) APB Desa

REALISASI PENDAPATAN DAN BELANJA PEMERINTAH DESA, KABUPATEN

Tabel : 22.2 SAMBAS PROVINSI KALIMANTAN BARAT (ribu rupiah), 2013-2014

Table

**ACTUAL REVENUE AND EXPENDITURE OF VILLAGE GOVERNMENT OF SAMBAS,
KALIMANTAN BARAT (thousand rupiahs), 2013-2014**

Kabupaten / Regency : Sambas

Rincian <i>Classification</i>	2013	2014*)
(1)	(2)	(3)
I. PENDAPATAN/ REVENUE	36 888 370	36 534 168
1. Pendapatan Asli Daerah <i>Original Local Government Revenue</i>	1 184 333	1 184 865
2. Bagi Hasil Pajak <i>Tax Share</i>	559 616	571 837
3. Bagi Hasil Retribusi <i>Retribution Share</i>	229 075	239 653
4. Alokasi Dana Desa <i>Village Allocation Fund</i>	21 305 575	21 388 130
5. Bantuan Keuangan <i>Financial Assistance</i>	13 582 271	13 122 183
6. Hibah <i>Grant</i>	0	0
7. Sumbangan dari Pihak Ketiga <i>Donation from Third Parties</i>	27 500	27 500
II. BELANJA/ EXPENDITURE	37 952 336	37 150 619
1. Belanja Pegawai <i>Personnel Expenditure</i>	13 609 899	13 740 615
2. Belanja Barang dan Jasa <i>Goods and Services Expenditure</i>	3 558 685	3 850 913
3. Belanja Modal <i>Capital Expenditure</i>	13 613 784	12 935 456
4. Belanja Subsidi <i>Subsidies Expenditure</i>	0	0
5. Belanja Hibah <i>Grants Expenditure</i>	880 355	880 355
6. Belanja Bantuan Sosial <i>Social Assistance Expenditure</i>	2 092 186	1 760 985
7. Belanja Bantuan Keuangan <i>Financial Assistance Expenditure</i>	4 092 588	3 877 456
8. Belanja Tak Terduga <i>Unpredicted Expenditure</i>	104 839	104 839

*) APB Desa

REALISASI PENDAPATAN DAN BELANJA PEMERINTAH DESA, KABUPATEN

Tabel : 22.3 BENGKAYANG PROVINSI KALIMANTAN BARAT (ribu rupiah), 2013-2014
Table ACTUAL REVENUE AND EXPENDITURE OF VILLAGE GOVERNMENT OF BENGKAYANG, KALIMANTAN BARAT (thousand rupiahs), 2013-2014

Kabupaten / Regency : Bengkayang

Rincian <i>Classification</i>	2013	2014*)
(1)	(2)	(3)
I. PENDAPATAN/ REVENUE	17 100 406	19 012 854
1. Pendapatan Asli Daerah <i>Original Local Government Revenue</i>	681 280	756 341
2. Bagi Hasil Pajak <i>Tax Share</i>	1 109	1 231
3. Bagi Hasil Retribusi <i>Retribution Share</i>	0	0
4. Alokasi Dana Desa <i>Village Allocation Fund</i>	15 822 900	17 593 228
5. Bantuan Keuangan <i>Financial Assistance</i>	537 200	596 921
6. Hibah <i>Grant</i>	0	0
7. Sumbangan dari Pihak Ketiga <i>Donation from Third Parties</i>	57 917	65 133
II. BELANJA/ EXPENDITURE	17 100 406	19 012 854
1. Belanja Pegawai <i>Personnel Expenditure</i>	8 775 091	9 751 736
2. Belanja Barang dan Jasa <i>Goods and Services Expenditure</i>	5 269 364	5 854 664
3. Belanja Modal <i>Capital Expenditure</i>	2 813 568	3 137 366
4. Belanja Subsidi <i>Subsidies Expenditure</i>	0	0
5. Belanja Hibah <i>Grants Expenditure</i>	0	0
6. Belanja Bantuan Sosial <i>Social Assistance Expenditure</i>	91 133	101 174
7. Belanja Bantuan Keuangan <i>Financial Assistance Expenditure</i>	0	0
8. Belanja Tak Terduga <i>Unpredicted Expenditure</i>	151 250	167 914

*) APB Desa

REALISASI PENDAPATAN DAN BELANJA PEMERINTAH DESA, KABUPATEN

Tabel : 22.4 LANDAK PROVINSI KALIMANTAN BARAT (ribu rupiah), 2013-2014

Table

**ACTUAL REVENUE AND EXPENDITURE OF VILLAGE GOVERNMENT OF LANDAK,
KALIMANTAN BARAT (thousand rupiahs), 2013-2014**

Kabupaten / Regency : Landak

Rincian <i>Classification</i>	2013	2014*)
(1)	(2)	(3)
I. PENDAPATAN/ REVENUE	24 947 820	26 181 140
1. Pendapatan Asli Daerah <i>Original Local Government Revenue</i>	0	0
2. Bagi Hasil Pajak <i>Tax Share</i>	0	0
3. Bagi Hasil Retribusi <i>Retribution Share</i>	0	0
4. Alokasi Dana Desa <i>Village Allocation Fund</i>	24 754 540	26 084 500
5. Bantuan Keuangan <i>Financial Assistance</i>	193 280	96 640
6. Hibah <i>Grant</i>	0	0
7. Sumbangan dari Pihak Ketiga <i>Donation from Third Parties</i>	0	0
II. BELANJA/ EXPENDITURE	24 899 257	15 221 836
1. Belanja Pegawai <i>Personnel Expenditure</i>	16 916 147	12 068 250
2. Belanja Barang dan Jasa <i>Goods and Services Expenditure</i>	3 086 243	1 767 440
3. Belanja Modal <i>Capital Expenditure</i>	4 068 690	657 353
4. Belanja Subsidi <i>Subsidies Expenditure</i>	0	0
5. Belanja Hibah <i>Grants Expenditure</i>	0	0
6. Belanja Bantuan Sosial <i>Social Assistance Expenditure</i>	0	0
7. Belanja Bantuan Keuangan <i>Financial Assistance Expenditure</i>	0	0
8. Belanja Tak Terduga <i>Unpredicted Expenditure</i>	828 177	728 793

*) APB Desa

REALISASI PENDAPATAN DAN BELANJA PEMERINTAH DESA, KABUPATEN

Tabel : 22.5 PONTIANAK PROVINSI KALIMANTAN BARAT (ribu rupiah), 2013-2014
Table

**ACTUAL REVENUE AND EXPENDITURE OF VILLAGE GOVERNMENT OF
 PONTIANAK, KALIMANTAN BARAT (thousand rupiahs), 2013-2014**

Kabupaten / Regency : Pontianak

Rincian <i>Classification</i>	2013	2014*)
(1)	(2)	(3)
I. PENDAPATAN/ REVENUE	12 807 496	12 530 551
1. Pendapatan Asli Daerah <i>Original Local Government Revenue</i>	11 478	0
2. Bagi Hasil Pajak <i>Tax Share</i>	0	0
3. Bagi Hasil Retribusi <i>Retribution Share</i>	0	0
4. Alokasi Dana Desa <i>Village Allocation Fund</i>	7 809 218	8 109 218
5. Bantuan Keuangan <i>Financial Assistance</i>	4 986 800	4 421 333
6. Hibah <i>Grant</i>	0	0
7. Sumbangan dari Pihak Ketiga <i>Donation from Third Parties</i>	0	0
II. BELANJA/ EXPENDITURE	12 925 661	12 469 329
1. Belanja Pegawai <i>Personnel Expenditure</i>	5 932 613	5 429 036
2. Belanja Barang dan Jasa <i>Goods and Services Expenditure</i>	2 048 763	2 238 791
3. Belanja Modal <i>Capital Expenditure</i>	3 170 288	3 207 967
4. Belanja Subsidi <i>Subsidies Expenditure</i>	0	0
5. Belanja Hibah <i>Grants Expenditure</i>	537 467	384 443
6. Belanja Bantuan Sosial <i>Social Assistance Expenditure</i>	369 414	147 972
7. Belanja Bantuan Keuangan <i>Financial Assistance Expenditure</i>	867 116	1 061 120
8. Belanja Tak Terduga <i>Unpredicted Expenditure</i>	0	0

*) APB Desa

REALISASI PENDAPATAN DAN BELANJA PEMERINTAH DESA, KABUPATEN

Tabel : 22.6 SANGGAU PROVINSI KALIMANTAN BARAT (ribu rupiah), 2013-2014

Table

**ACTUAL REVENUE AND EXPENDITURE OF VILLAGE GOVERNMENT OF SANGGAU,
KALIMANTAN BARAT (thousand rupiahs), 2013-2014**

Kabupaten / Regency : Sanggau

Rincian <i>Classification</i>	2013	2014*)
(1)	(2)	(3)
I. PENDAPATAN/ REVENUE	35 191 745	34 328 694
1. Pendapatan Asli Daerah <i>Original Local Government Revenue</i>	514 326	40 267
2. Bagi Hasil Pajak <i>Tax Share</i>	1 111 283	773 807
3. Bagi Hasil Retribusi <i>Retribution Share</i>	0	0
4. Alokasi Dana Desa <i>Village Allocation Fund</i>	20 746 123	20 828 731
5. Bantuan Keuangan <i>Financial Assistance</i>	12 820 013	12 685 889
6. Hibah <i>Grant</i>	0	0
7. Sumbangan dari Pihak Ketiga <i>Donation from Third Parties</i>	0	0
II. BELANJA/ EXPENDITURE	35 116 471	34 636 912
1. Belanja Pegawai <i>Personnel Expenditure</i>	14 697 672	14 399 331
2. Belanja Barang dan Jasa <i>Goods and Services Expenditure</i>	7 988 921	8 677 508
3. Belanja Modal <i>Capital Expenditure</i>	11 680 518	11 160 358
4. Belanja Subsidi <i>Subsidies Expenditure</i>	0	0
5. Belanja Hibah <i>Grants Expenditure</i>	0	0
6. Belanja Bantuan Sosial <i>Social Assistance Expenditure</i>	282 904	108 227
7. Belanja Bantuan Keuangan <i>Financial Assistance Expenditure</i>	358 826	48 320
8. Belanja Tak Terduga <i>Unpredicted Expenditure</i>	107 630	243 168

*) APB Desa

REALISASI PENDAPATAN DAN BELANJA PEMERINTAH DESA, KABUPATEN

Tabel : 22.7 KETAPANG PROVINSI KALIMANTAN BARAT (ribu rupiah), 2013-2014

Table

**ACTUAL REVENUE AND EXPENDITURE OF VILLAGE GOVERNMENT OF KETAPANG,
KALIMANTAN BARAT (thousand rupiahs), 2013-2014**

Kabupaten / Regency : Ketapang

Rincian <i>Classification</i>	2013	2014*)
(1)	(2)	(3)
I. PENDAPATAN/ REVENUE	62 014 825	75 257 012
1. Pendapatan Asli Daerah <i>Original Local Government Revenue</i>	2 066 289	2 507 484
2. Bagi Hasil Pajak <i>Tax Share</i>	0	0
3. Bagi Hasil Retribusi <i>Retribution Share</i>	0	0
4. Alokasi Dana Desa <i>Village Allocation Fund</i>	58 123 620	70 535 187
5. Bantuan Keuangan <i>Financial Assistance</i>	1 695 442	2 057 263
6. Hibah <i>Grant</i>	0	0
7. Sumbangan dari Pihak Ketiga <i>Donation from Third Parties</i>	129 474	157 078
II. BELANJA/ EXPENDITURE	64 374 006	78 119 380
1. Belanja Pegawai <i>Personnel Expenditure</i>	19 313 535	23 438 154
2. Belanja Barang dan Jasa <i>Goods and Services Expenditure</i>	9 160 134	11 115 250
3. Belanja Modal <i>Capital Expenditure</i>	24 169 566	29 329 733
4. Belanja Subsidi <i>Subsidies Expenditure</i>	0	0
5. Belanja Hibah <i>Grants Expenditure</i>	21 579	26 180
6. Belanja Bantuan Sosial <i>Social Assistance Expenditure</i>	1 159 860	1 407 603
7. Belanja Bantuan Keuangan <i>Financial Assistance Expenditure</i>	9 151 189	11 106 234
8. Belanja Tak Terduga <i>Unpredicted Expenditure</i>	1 398 143	1 696 226

*) APB Desa

REALISASI PENDAPATAN DAN BELANJA PEMERINTAH DESA, KABUPATEN

Tabel : 22.8 SINTANG PROVINSI KALIMANTAN BARAT (ribu rupiah), 2013-2014

Table

**ACTUAL REVENUE AND EXPENDITURE OF VILLAGE GOVERNMENT OF SINTANG,
KALIMANTAN BARAT (thousand rupiahs), 2013-2014**

Kabupaten / Regency : Sintang

Rincian <i>Classification</i>	2013	2014*)
(1)	(2)	(3)
I. PENDAPATAN/ REVENUE	53 044 219	50 085 269
1. Pendapatan Asli Daerah <i>Original Local Government Revenue</i>	165 273	0
2. Bagi Hasil Pajak <i>Tax Share</i>	79 655	228 072
3. Bagi Hasil Retribusi <i>Retribution Share</i>	0	0
4. Alokasi Dana Desa <i>Village Allocation Fund</i>	21 592 727	21 101 401
5. Bantuan Keuangan <i>Financial Assistance</i>	31 206 564	28 755 796
6. Hibah <i>Grant</i>	0	0
7. Sumbangan dari Pihak Ketiga <i>Donation from Third Parties</i>	0	0
II. BELANJA/ EXPENDITURE	52 742 547	49 891 797
1. Belanja Pegawai <i>Personnel Expenditure</i>	29 117 395	27 979 934
2. Belanja Barang dan Jasa <i>Goods and Services Expenditure</i>	19 767 380	18 933 577
3. Belanja Modal <i>Capital Expenditure</i>	2 832 272	1 983 572
4. Belanja Subsidi <i>Subsidies Expenditure</i>	55 091	55 091
5. Belanja Hibah <i>Grants Expenditure</i>	614 122	568 621
6. Belanja Bantuan Sosial <i>Social Assistance Expenditure</i>	356 287	315 911
7. Belanja Bantuan Keuangan <i>Financial Assistance Expenditure</i>	0	0
8. Belanja Tak Terduga <i>Unpredicted Expenditure</i>	0	55 091

*) APB Desa

REALISASI PENDAPATAN DAN BELANJA PEMERINTAH DESA, KABUPATEN

Tabel : 22.9 KAPUAS HULU PROVINSI KALIMANTAN BARAT (ribu rupiah), 2013-2014
Table ACTUAL REVENUE AND EXPENDITURE OF VILLAGE GOVERNMENT OF KAPUAS HULU, KALIMANTAN BARAT (thousand rupiahs), 2013-2014

Kabupaten / Regency : Kapuas Hulu

Rincian <i>Classification</i>	2013	2014*)
(1)	(2)	(3)
I. PENDAPATAN/ REVENUE	45 535 389	44 826 876
1. Pendapatan Asli Daerah <i>Original Local Government Revenue</i>	423 444	343 333
2. Bagi Hasil Pajak <i>Tax Share</i>	8 641	9 911
3. Bagi Hasil Retribusi <i>Retribution Share</i>	0	0
4. Alokasi Dana Desa <i>Village Allocation Fund</i>	41 315 216	41 345 888
5. Bantuan Keuangan <i>Financial Assistance</i>	2 643 644	2 555 522
6. Hibah <i>Grant</i>	0	0
7. Sumbangan dari Pihak Ketiga <i>Donation from Third Parties</i>	1 144 444	572 222
II. BELANJA/ EXPENDITURE	46 039 051	45 323 644
1. Belanja Pegawai <i>Personnel Expenditure</i>	27 350 917	27 260 278
2. Belanja Barang dan Jasa <i>Goods and Services Expenditure</i>	5 218 006	5 881 815
3. Belanja Modal <i>Capital Expenditure</i>	8 372 395	7 297 335
4. Belanja Subsidi <i>Subsidies Expenditure</i>	211 722	211 722
5. Belanja Hibah <i>Grants Expenditure</i>	0	0
6. Belanja Bantuan Sosial <i>Social Assistance Expenditure</i>	4 665 605	4 448 938
7. Belanja Bantuan Keuangan <i>Financial Assistance Expenditure</i>	94 517	97 667
8. Belanja Tak Terduga <i>Unpredicted Expenditure</i>	125 889	125 889

*) APB Desa

REALISASI PENDAPATAN DAN BELANJA PEMERINTAH DESA, KABUPATEN

Tabel : 22.10 SEKADAU PROVINSI KALIMANTAN BARAT (ribu rupiah), 2013-2014

Table

**ACTUAL REVENUE AND EXPENDITURE OF VILLAGE GOVERNMENT OF SEKADAU,
KALIMANTAN BARAT (thousand rupiahs), 2013-2014**

Kabupaten / Regency : Sekadau

Rincian <i>Classification</i>	2013	2014*)
(1)	(2)	(3)
I. PENDAPATAN/ REVENUE	24 629 369	29 445 069
1. Pendapatan Asli Daerah <i>Original Local Government Revenue</i>	0	0
2. Bagi Hasil Pajak <i>Tax Share</i>	0	0
3. Bagi Hasil Retribusi <i>Retribution Share</i>	0	0
4. Alokasi Dana Desa <i>Village Allocation Fund</i>	19 138 644	22 883 033
5. Bantuan Keuangan <i>Financial Assistance</i>	5 490 725	6 562 036
6. Hibah <i>Grant</i>	0	0
7. Sumbangan dari Pihak Ketiga <i>Donation from Third Parties</i>	0	0
II. BELANJA/ EXPENDITURE	23 500 450	28 099 051
1. Belanja Pegawai <i>Personnel Expenditure</i>	10 084 253	12 058 450
2. Belanja Barang dan Jasa <i>Goods and Services Expenditure</i>	4 287 259	5 128 475
3. Belanja Modal <i>Capital Expenditure</i>	5 540 880	6 623 552
4. Belanja Subsidi <i>Subsidies Expenditure</i>	0	0
5. Belanja Hibah <i>Grants Expenditure</i>	2 161 863	2 584 275
6. Belanja Bantuan Sosial <i>Social Assistance Expenditure</i>	932 934	1 115 958
7. Belanja Bantuan Keuangan <i>Financial Assistance Expenditure</i>	255 905	305 137
8. Belanja Tak Terduga <i>Unpredicted Expenditure</i>	237 356	283 204

*) APB Desa

REALISASI PENDAPATAN DAN BELANJA PEMERINTAH DESA, KABUPATEN

Tabel : 22.11 MELAWI PROVINSI KALIMANTAN BARAT (ribu rupiah), 2013-2014

Table

**ACTUAL REVENUE AND EXPENDITURE OF VILLAGE GOVERNMENT OF MELAWI,
KALIMANTAN BARAT (thousand rupiahs), 2013-2014**

Kabupaten / Regency : Melawi

Rincian <i>Classification</i>	2013	2014*)
(1)	(2)	(3)
I. PENDAPATAN/ REVENUE	19 000 649	19 979 208
1. Pendapatan Asli Daerah <i>Original Local Government Revenue</i>	32 777	19 872
2. Bagi Hasil Pajak <i>Tax Share</i>	71 075	71 075
3. Bagi Hasil Retribusi <i>Retribution Share</i>	0	0
4. Alokasi Dana Desa <i>Village Allocation Fund</i>	4 493 128	5 421 580
5. Bantuan Keuangan <i>Financial Assistance</i>	14 312 838	14 375 850
6. Hibah <i>Grant</i>	0	0
7. Sumbangan dari Pihak Ketiga <i>Donation from Third Parties</i>	90 831	90 831
II. BELANJA/ EXPENDITURE	17 816 930	18 440 365
1. Belanja Pegawai <i>Personnel Expenditure</i>	12 692 208	12 749 953
2. Belanja Barang dan Jasa <i>Goods and Services Expenditure</i>	2 490 576	2 622 445
3. Belanja Modal <i>Capital Expenditure</i>	1 507 910	1 517 238
4. Belanja Subsidi <i>Subsidies Expenditure</i>	283 846	707 723
5. Belanja Hibah <i>Grants Expenditure</i>	0	0
6. Belanja Bantuan Sosial <i>Social Assistance Expenditure</i>	319 054	319 545
7. Belanja Bantuan Keuangan <i>Financial Assistance Expenditure</i>	483 800	483 800
8. Belanja Tak Terduga <i>Unpredicted Expenditure</i>	39 536	39 661

*) APB Desa

REALISASI PENDAPATAN DAN BELANJA PEMERINTAH DESA, KABUPATEN

Tabel : 22.12 KAYONG UTARA PROVINSI KALIMANTAN BARAT (ribu rupiah), 2013-2014

Table

ACTUAL REVENUE AND EXPENDITURE OF VILLAGE GOVERNMENT OF KAYONG UTARA, KALIMANTAN BARAT (thousand rupiahs), 2013-2014

Kabupaten / Regency : Kayong Utara

Rincian <i>Classification</i>	2013	2014*)
(1)	(2)	(3)
I. PENDAPATAN/ REVENUE	15 082 910	15 123 744
1. Pendapatan Asli Daerah <i>Original Local Government Revenue</i>	191 750	251 250
2. Bagi Hasil Pajak <i>Tax Share</i>	0	0
3. Bagi Hasil Retribusi <i>Retribution Share</i>	0	0
4. Alokasi Dana Desa <i>Village Allocation Fund</i>	9 552 910	9 361 744
5. Bantuan Keuangan <i>Financial Assistance</i>	3 823 250	3 417 750
6. Hibah <i>Grant</i>	1 425 000	1 452 000
7. Sumbangan dari Pihak Ketiga <i>Donation from Third Parties</i>	90 000	641 000
II. BELANJA/ EXPENDITURE	14 684 399	14 695 546
1. Belanja Pegawai <i>Personnel Expenditure</i>	6 024 898	6 427 915
2. Belanja Barang dan Jasa <i>Goods and Services Expenditure</i>	1 326 125	1 624 795
3. Belanja Modal <i>Capital Expenditure</i>	4 475 071	4 233 899
4. Belanja Subsidi <i>Subsidies Expenditure</i>	0	0
5. Belanja Hibah <i>Grants Expenditure</i>	322 990	299 352
6. Belanja Bantuan Sosial <i>Social Assistance Expenditure</i>	1 564 630	1 234 770
7. Belanja Bantuan Keuangan <i>Financial Assistance Expenditure</i>	366 220	367 720
8. Belanja Tak Terduga <i>Unpredicted Expenditure</i>	604 465	507 095

*) APB Desa

REALISASI PENDAPATAN DAN BELANJA PEMERINTAH DESA, KABUPATEN KUBU

Tabel : 22.13 RAYA PROVINSI KALIMANTAN BARAT (ribu rupiah), 2013-2014

Table

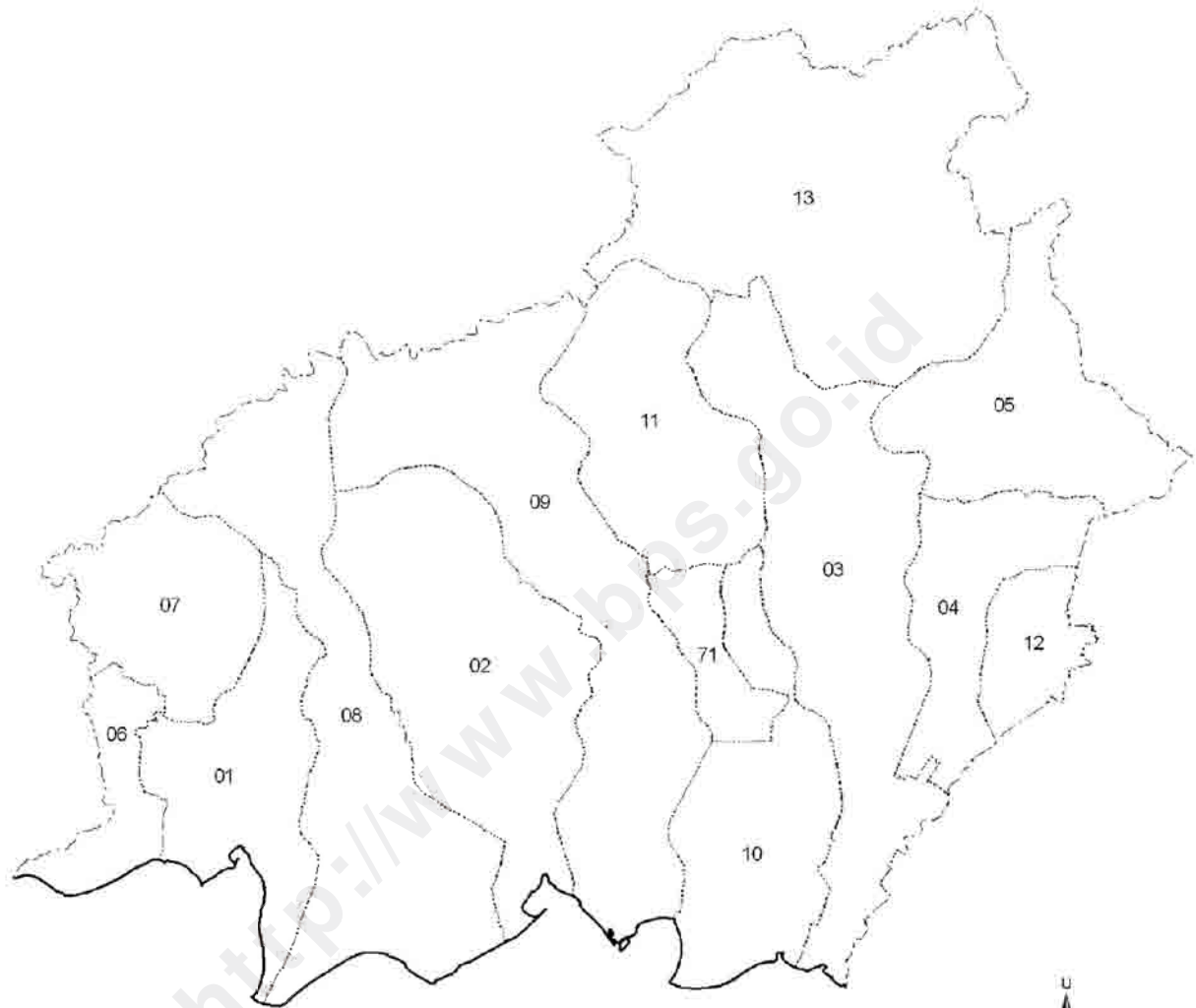
**ACTUAL REVENUE AND EXPENDITURE OF VILLAGE GOVERNMENT OF KUBU
RAYA, KALIMANTAN BARAT (thousand rupiahs), 2013-2014**

Kabupaten / Regency : Kubu Raya

Rincian <i>Classification</i>	2013	2014*)
(1)	(2)	(3)
I. PENDAPATAN/ REVENUE	27 600 263	27 470 078
1. Pendapatan Asli Daerah <i>Original Local Government Revenue</i>	673 682	673 682
2. Bagi Hasil Pajak <i>Tax Share</i>	0	0
3. Bagi Hasil Retribusi <i>Retribution Share</i>	0	0
4. Alokasi Dana Desa <i>Village Allocation Fund</i>	13 924 521	13 850 436
5. Bantuan Keuangan <i>Financial Assistance</i>	7 053 810	6 997 710
6. Hibah <i>Grant</i>	5 651 250	5 651 250
7. Sumbangan dari Pihak Ketiga <i>Donation from Third Parties</i>	297 000	297 000
II. BELANJA/ EXPENDITURE	27 380 203	27 188 308
1. Belanja Pegawai <i>Personnel Expenditure</i>	9 071 593	8 895 587
2. Belanja Barang dan Jasa <i>Goods and Services Expenditure</i>	5 463 393	4 895 504
3. Belanja Modal <i>Capital Expenditure</i>	10 519 888	11 108 683
4. Belanja Subsidi <i>Subsidies Expenditure</i>	225 452	225 452
5. Belanja Hibah <i>Grants Expenditure</i>	0	0
6. Belanja Bantuan Sosial <i>Social Assistance Expenditure</i>	1 467 935	1 467 935
7. Belanja Bantuan Keuangan <i>Financial Assistance Expenditure</i>	631 942	595 147
8. Belanja Tak Terduga <i>Unpredicted Expenditure</i>	0	0

*) APB Desa

Gambar **Peta Indeks Provinsi Kalimantan Tengah menurut Kabupaten/Kota**
 : 20
Figure **Index Map of Kalimantan Tengah Province by Regency/Municipality**




KODE	NAMA KABUPATEN/KOTA
01	KOTAWARINGIN BARAT
02	KOTAWARINGIN TIMUR
03	KAPUAS
04	BARITO SELATAN
05	BARITO UTARA
06	SUKAMARA
07	LAMANDAU
08	SERUYAN
09	KATINGAN
10	PULANG PISAU
11	GUNUNG MAS
12	BARITO TIMUR
13	MURUNG RAYA
71	PALANGKARAYA

Legenda

- Batas Negara
- Batas Provinsi
- Batas Kabupaten
- Batas Kecamatan
- Batas Desa
- Garis Pantai / Batas Perairan

Sumber :
 Peta Digital Batas Wilayah dari Bakosurtanal, Tahun 2008
 (Diedit BPS Tahun 2010)



Tabel : 23
Table REALISASI PENDAPATAN DAN BELANJA PEMERINTAH DESA SELURUH PROVINSI
KALIMANTAN TENGAH (ribu rupiah), 2013-2014
ACTUAL REVENUE AND EXPENDITURE OF VILLAGE GOVERNMENT THROUGHOUT
KALIMANTAN TENGAH PROVINCE (thousand rupiahs), 2013-2014

Kabupaten/Kota <i>Regency/Municipality</i>	2013		2014 ^{*)}	
	Pendapatan <i>Revenue</i>	Belanja <i>Expenditure</i>	Pendapatan <i>Revenue</i>	Belanja <i>Expenditure</i>
(1)	(2)	(3)	(4)	(5)
01 Kotawaringin Barat	30 867 013	28 559 561	32 985 507	32 676 973
02 Kotawaringin Timur	29 324 313	29 345 023	41 755 768	41 789 340
03 Kapuas	24 180 948	24 172 548	23 748 568	23 746 168
04 Barito Selatan	20 477 921	18 711 818	23 202 582	21 201 494
05 Barito Utara	18 734 152	18 354 890	22 435 269	20 103 101
06 Sukamara	9 689 524	9 510 537	9 338 174	10 225 456
07 Lamandau	27 311 680	25 963 645	27 912 178	27 345 430
08 Seruyan	34 140 389	34 246 785	39 896 934	41 940 507
09 Katingan	22 517 858	22 512 655	26 458 180	26 458 180
10 Pulang Pisau	20 521 671	20 691 581	20 885 803	21 055 711
11 Gunung Mas	6 051 955	5 976 537	4 920 487	4 861 539
12 Barito Timur	20 384 576	20 361 718	22 642 694	21 176 189
13 Murung Raya	35 397 285	35 409 385	38 729 680	38 594 908
KALIMANTAN TENGAH	299 599 285	293 816 683	334 911 824	331 174 996

^{*)} APB Desa

Tabel : 23.1 REALISASI PENDAPATAN DAN BELANJA SELURUH PEMERINTAH DESA DI
PROVINSI KALIMANTAN TENGAH (ribu rupiah), 2013-2014
Table **ACTUAL REVENUE AND EXPENDITURE OF VILLAGE GOVERNMENT THROUGHOUT**
KALIMANTAN TENGAH PROVINCE (thousand rupiahs), 2013-2014

Rincian <i>Classification</i>	2013	2014*)
(1)	(2)	(3)
I. PENDAPATAN/REVENUE	299 599 285	334 911 824
1. Pendapatan Asli Daerah <i>Original Local Government Revenue</i>	11 861 575	9 262 467
2. Bagi Hasil Pajak <i>Tax Share</i>	7 603 193	7 749 892
3. Bagi Hasil Retribusi <i>Retribution Share</i>	2 070 762	2 153 212
4. Alokasi Dana Desa <i>Village Allocation Fund</i>	167 248 209	184 826 479
5. Bantuan Keuangan <i>Financial Assistance</i>	105 629 587	121 487 977
6. Hibah <i>Grant</i>	3 030 491	3 917 953
7. Sumbangan dari Pihak Ketiga <i>Donation from Third Parties</i>	2 155 468	5 513 844
II. BELANJA/EXPENDITURE	293 816 683	331 174 996
1. Belanja Pegawai <i>Personnel Expenditure</i>	125 777 117	142 357 931
2. Belanja Barang dan Jasa <i>Goods and Services Expenditure</i>	50 071 769	65 453 002
3. Belanja Modal <i>Capital Expenditure</i>	91 639 838	97 613 757
4. Belanja Subsidi <i>Subsidies Expenditure</i>	482 659	484 499
5. Belanja Hibah <i>Grants Expenditure</i>	1 987 923	2 352 832
6. Belanja Bantuan Sosial <i>Social Assistance Expenditure</i>	8 564 748	9 499 465
7. Belanja Bantuan Keuangan <i>Financial Assistance Expenditure</i>	12 373 180	10 922 078
8. Belanja Tak Terduga <i>Unpredicted Expenditure</i>	2 919 449	2 491 432

*) APB Desa

REALISASI PENDAPATAN DAN BELANJA PEMERINTAH DESA, KABUPATEN

Tabel : 23.2 KOTAWARINGIN BARAT PROVINSI KALIMANTAN TENGAH (ribu rupiah), 2013-2014
Table
ACTUAL REVENUE AND EXPENDITURE OF VILLAGE GOVERNMENT OF
KOTAWARINGIN BARAT, KALIMANTAN TENGAH (thousand rupiahs), 2013-2014

Kabupaten / Regency : Kotawaringin Barat

Rincian <i>Classification</i>	2013	2014*)
(1)	(2)	(3)
I. PENDAPATAN/ REVENUE	30 867 013	32 985 507
1. Pendapatan Asli Daerah <i>Original Local Government Revenue</i>	5 340 074	4 728 032
2. Bagi Hasil Pajak <i>Tax Share</i>	1 603 054	1 801 900
3. Bagi Hasil Retribusi <i>Retribution Share</i>	481 896	208 285
4. Alokasi Dana Desa <i>Village Allocation Fund</i>	17 997 751	20 075 989
5. Bantuan Keuangan <i>Financial Assistance</i>	4 414 612	5 011 324
6. Hibah <i>Grant</i>	964 706	1 103 138
7. Sumbangan dari Pihak Ketiga <i>Donation from Third Parties</i>	64 920	56 839
II. BELANJA/ EXPENDITURE	28 559 561	32 676 973
1. Belanja Pegawai <i>Personnel Expenditure</i>	8 437 275	9 919 500
2. Belanja Barang dan Jasa <i>Goods and Services Expenditure</i>	3 008 088	5 066 517
3. Belanja Modal <i>Capital Expenditure</i>	14 570 630	14 430 226
4. Belanja Subsidi <i>Subsidies Expenditure</i>	0	0
5. Belanja Hibah <i>Grants Expenditure</i>	207 000	221 662
6. Belanja Bantuan Sosial <i>Social Assistance Expenditure</i>	477 465	802 898
7. Belanja Bantuan Keuangan <i>Financial Assistance Expenditure</i>	1 614 022	1 954 920
8. Belanja Tak Terduga <i>Unpredicted Expenditure</i>	245 081	281 250

*) APB Desa

REALISASI PENDAPATAN DAN BELANJA PEMERINTAH DESA, KABUPATEN

Tabel : 23.3 KOTAWARINGIN TIMUR PROVINSI KALIMANTAN TENGAH (ribu rupiah), 2013-2014
Table ACTUAL REVENUE AND EXPENDITURE OF VILLAGE GOVERNMENT OF KOTAWARINGIN TIMUR, KALIMANTAN TENGAH (thousand rupiahs), 2013-2014

Kabupaten / Regency : Kotawaringin Timur

Rincian <i>Classification</i>	2013	2014*)
(1)	(2)	(3)
I. PENDAPATAN/ REVENUE	29 324 313	41 755 768
1. Pendapatan Asli Daerah <i>Original Local Government Revenue</i>	1 779 455	1 751 182
2. Bagi Hasil Pajak <i>Tax Share</i>	704 492	397 500
3. Bagi Hasil Retribusi <i>Retribution Share</i>	90 508	397 500
4. Alokasi Dana Desa <i>Village Allocation Fund</i>	18 122 697	11 503 478
5. Bantuan Keuangan <i>Financial Assistance</i>	8 627 161	27 603 646
6. Hibah <i>Grant</i>	0	0
7. Sumbangan dari Pihak Ketiga <i>Donation from Third Parties</i>	0	102 462
II. BELANJA/ EXPENDITURE	29 345 023	41 789 340
1. Belanja Pegawai <i>Personnel Expenditure</i>	14 724 848	24 142 671
2. Belanja Barang dan Jasa <i>Goods and Services Expenditure</i>	6 991 671	13 276 720
3. Belanja Modal <i>Capital Expenditure</i>	3 609 562	4 369 949
4. Belanja Subsidi <i>Subsidies Expenditure</i>	0	0
5. Belanja Hibah <i>Grants Expenditure</i>	0	0
6. Belanja Bantuan Sosial <i>Social Assistance Expenditure</i>	712 609	0
7. Belanja Bantuan Keuangan <i>Financial Assistance Expenditure</i>	3 127 993	0
8. Belanja Tak Terduga <i>Unpredicted Expenditure</i>	178 340	0

*) APB Desa

REALISASI PENDAPATAN DAN BELANJA PEMERINTAH DESA, KABUPATEN

Tabel : 23.4 KAPUAS PROVINSI KALIMANTAN TENGAH (ribu rupiah), 2013-2014

Table

**ACTUAL REVENUE AND EXPENDITURE OF VILLAGE GOVERNMENT OF KAPUAS,
KALIMANTAN TENGAH (thousand rupiahs), 2013-2014**

Kabupaten / Regency : Kapuas

Rincian <i>Classification</i>	2013	2014*)
(1)	(2)	(3)
I. PENDAPATAN/ REVENUE	24 180 948	23 748 568
1. Pendapatan Asli Daerah <i>Original Local Government Revenue</i>	264 960	324 684
2. Bagi Hasil Pajak <i>Tax Share</i>	316 824	320 652
3. Bagi Hasil Retribusi <i>Retribution Share</i>	0	0
4. Alokasi Dana Desa <i>Village Allocation Fund</i>	15 450 540	15 943 092
5. Bantuan Keuangan <i>Financial Assistance</i>	6 885 024	7 160 140
6. Hibah <i>Grant</i>	297 600	0
7. Sumbangan dari Pihak Ketiga <i>Donation from Third Parties</i>	966 000	0
II. BELANJA/ EXPENDITURE	24 172 548	23 746 168
1. Belanja Pegawai <i>Personnel Expenditure</i>	6 046 760	4 970 960
2. Belanja Barang dan Jasa <i>Goods and Services Expenditure</i>	3 163 056	2 248 632
3. Belanja Modal <i>Capital Expenditure</i>	14 251 964	15 723 912
4. Belanja Subsidi <i>Subsidies Expenditure</i>	0	0
5. Belanja Hibah <i>Grants Expenditure</i>	120 000	120 000
6. Belanja Bantuan Sosial <i>Social Assistance Expenditure</i>	503 600	571 520
7. Belanja Bantuan Keuangan <i>Financial Assistance Expenditure</i>	0	0
8. Belanja Tak Terduga <i>Unpredicted Expenditure</i>	87 168	111 144

*) APB Desa

Tabel : 23.5 REALISASI PENDAPATAN DAN BELANJA PEMERINTAH DESA, KABUPATEN BARITO SELATAN PROVINSI KALIMANTAN TENGAH (ribu rupiah), 2013-2014
Table ACTUAL REVENUE AND EXPENDITURE OF VILLAGE GOVERNMENT OF BARITO SELATAN, KALIMANTAN TENGAH (thousand rupiahs), 2013-2014

Kabupaten / Regency : Barito Selatan

Rincian <i>Classification</i>	2013	2014*)
(1)	(2)	(3)
I. PENDAPATAN/ REVENUE	20 477 921	23 202 582
1. Pendapatan Asli Daerah <i>Original Local Government Revenue</i>	67 426	76 397
2. Bagi Hasil Pajak <i>Tax Share</i>	1 408 202	1 595 568
3. Bagi Hasil Retribusi <i>Retribution Share</i>	451 102	511 123
4. Alokasi Dana Desa <i>Village Allocation Fund</i>	15 982 871	18 109 450
5. Bantuan Keuangan <i>Financial Assistance</i>	2 214 926	2 509 630
6. Hibah <i>Grant</i>	305 585	346 244
7. Sumbangan dari Pihak Ketiga <i>Donation from Third Parties</i>	47 809	54 170
II. BELANJA/ EXPENDITURE	18 711 818	21 201 494
1. Belanja Pegawai <i>Personnel Expenditure</i>	11 035 714	12 504 056
2. Belanja Barang dan Jasa <i>Goods and Services Expenditure</i>	4 288 751	4 859 385
3. Belanja Modal <i>Capital Expenditure</i>	1 980 473	2 243 982
4. Belanja Subsidi <i>Subsidies Expenditure</i>	0	0
5. Belanja Hibah <i>Grants Expenditure</i>	221 795	251 306
6. Belanja Bantuan Sosial <i>Social Assistance Expenditure</i>	888 649	1 006 887
7. Belanja Bantuan Keuangan <i>Financial Assistance Expenditure</i>	296 436	335 878
8. Belanja Tak Terduga <i>Unpredicted Expenditure</i>	0	0

*) APB Desa

Tabel : 23.6 REALISASI PENDAPATAN DAN BELANJA PEMERINTAH DESA, KABUPATEN BARITO UTARA PROVINSI KALIMANTAN TENGAH (ribu rupiah), 2013-2014
Table **ACTUAL REVENUE AND EXPENDITURE OF VILLAGE GOVERNMENT OF BARITO UTARA, KALIMANTAN TENGAH (thousand rupiahs), 2013-2014**

Kabupaten / Regency : Barito Utara

Rincian <i>Classification</i>	2013	2014*)
(1)	(2)	(3)
I. PENDAPATAN/ REVENUE	18 734 152	22 435 269
1. Pendapatan Asli Daerah <i>Original Local Government Revenue</i>	348 792	232 504
2. Bagi Hasil Pajak <i>Tax Share</i>	768 159	768 278
3. Bagi Hasil Retribusi <i>Retribution Share</i>	0	0
4. Alokasi Dana Desa <i>Village Allocation Fund</i>	6 739 323	11 578 941
5. Bantuan Keuangan <i>Financial Assistance</i>	10 877 878	9 855 546
6. Hibah <i>Grant</i>	0	0
7. Sumbangan dari Pihak Ketiga <i>Donation from Third Parties</i>	0	0
II. BELANJA/ EXPENDITURE	18 354 890	20 103 101
1. Belanja Pegawai <i>Personnel Expenditure</i>	12 063 701	12 427 239
2. Belanja Barang dan Jasa <i>Goods and Services Expenditure</i>	3 632 226	4 600 231
3. Belanja Modal <i>Capital Expenditure</i>	1 566 395	1 754 995
4. Belanja Subsidi <i>Subsidies Expenditure</i>	0	0
5. Belanja Hibah <i>Grants Expenditure</i>	0	0
6. Belanja Bantuan Sosial <i>Social Assistance Expenditure</i>	297 835	263 795
7. Belanja Bantuan Keuangan <i>Financial Assistance Expenditure</i>	487 910	629 792
8. Belanja Tak Terduga <i>Unpredicted Expenditure</i>	306 823	427 049

*) APB Desa

REALISASI PENDAPATAN DAN BELANJA PEMERINTAH DESA, KABUPATEN

Tabel : 23.7 SUKAMARA PROVINSI KALIMANTAN TENGAH (ribu rupiah), 2013-2014
Table ACTUAL REVENUE AND EXPENDITURE OF VILLAGE GOVERNMENT OF SUKAMARA, KALIMANTAN TENGAH (thousand rupiahs), 2013-2014

Kabupaten / Regency : Sukamara

Rincian <i>Classification</i>	2013	2014*)
(1)	(2)	(3)
I. PENDAPATAN/ REVENUE	9 689 524	9 338 174
1. Pendapatan Asli Daerah <i>Original Local Government Revenue</i>	0	0
2. Bagi Hasil Pajak <i>Tax Share</i>	1 048 656	1 038 258
3. Bagi Hasil Retribusi <i>Retribution Share</i>	467 894	456 942
4. Alokasi Dana Desa <i>Village Allocation Fund</i>	4 825 354	4 825 354
5. Bantuan Keuangan <i>Financial Assistance</i>	2 845 020	3 017 620
6. Hibah <i>Grant</i>	502 600	0
7. Sumbangan dari Pihak Ketiga <i>Donation from Third Parties</i>	0	0
II. BELANJA/ EXPENDITURE	9 510 537	10 225 456
1. Belanja Pegawai <i>Personnel Expenditure</i>	3 897 878	4 108 500
2. Belanja Barang dan Jasa <i>Goods and Services Expenditure</i>	1 621 830	1 492 411
3. Belanja Modal <i>Capital Expenditure</i>	1 715 929	2 262 299
4. Belanja Subsidi <i>Subsidies Expenditure</i>	0	0
5. Belanja Hibah <i>Grants Expenditure</i>	567 056	191 800
6. Belanja Bantuan Sosial <i>Social Assistance Expenditure</i>	704 234	914 084
7. Belanja Bantuan Keuangan <i>Financial Assistance Expenditure</i>	1 003 610	1 254 362
8. Belanja Tak Terduga <i>Unpredicted Expenditure</i>	0	2 000

*) APB Desa

REALISASI PENDAPATAN DAN BELANJA PEMERINTAH DESA, KABUPATEN

Tabel : 23.8 LAMANDAU PROVINSI KALIMANTAN TENGAH (ribu rupiah), 2013-2014
Table ACTUAL REVENUE AND EXPENDITURE OF VILLAGE GOVERNMENT OF LAMANDAU, KALIMANTAN TENGAH (thousand rupiahs), 2013-2014

Kabupaten / Regency : Lamandau

Rincian <i>Classification</i>	2013	2014*)
(1)	(2)	(3)
I. PENDAPATAN/ REVENUE	27 311 680	27 912 178
1. Pendapatan Asli Daerah <i>Original Local Government Revenue</i>	1 390 862	296 578
2. Bagi Hasil Pajak <i>Tax Share</i>	0	0
3. Bagi Hasil Retribusi <i>Retribution Share</i>	0	0
4. Alokasi Dana Desa <i>Village Allocation Fund</i>	19 961 209	25 690 693
5. Bantuan Keuangan <i>Financial Assistance</i>	5 959 609	1 924 907
6. Hibah <i>Grant</i>	0	0
7. Sumbangan dari Pihak Ketiga <i>Donation from Third Parties</i>	0	0
II. BELANJA/ EXPENDITURE	25 963 645	27 345 430
1. Belanja Pegawai <i>Personnel Expenditure</i>	7 466 018	7 514 373
2. Belanja Barang dan Jasa <i>Goods and Services Expenditure</i>	3 308 204	4 017 502
3. Belanja Modal <i>Capital Expenditure</i>	12 020 187	11 930 364
4. Belanja Subsidi <i>Subsidies Expenditure</i>	0	49 280
5. Belanja Hibah <i>Grants Expenditure</i>	384 889	81 778
6. Belanja Bantuan Sosial <i>Social Assistance Expenditure</i>	2 104 276	2 763 093
7. Belanja Bantuan Keuangan <i>Financial Assistance Expenditure</i>	437 778	584 507
8. Belanja Tak Terduga <i>Unpredicted Expenditure</i>	242 293	404 533

*) APB Desa

REALISASI PENDAPATAN DAN BELANJA PEMERINTAH DESA, KABUPATEN

Tabel : 23.9 SERUYAN PROVINSI KALIMANTAN TENGAH (ribu rupiah), 2013-2014

Table

**ACTUAL REVENUE AND EXPENDITURE OF VILLAGE GOVERNMENT OF SERUYAN,
KALIMANTAN TENGAH (thousand rupiahs), 2013-2014**

Kabupaten / Regency : Seruyan

Rincian <i>Classification</i>	2013	2014*)
(1)	(2)	(3)
I. PENDAPATAN/ REVENUE	34 140 389	39 896 934
1. Pendapatan Asli Daerah <i>Original Local Government Revenue</i>	563 588	545 709
2. Bagi Hasil Pajak <i>Tax Share</i>	50 220	16 850
3. Bagi Hasil Retribusi <i>Retribution Share</i>	0	0
4. Alokasi Dana Desa <i>Village Allocation Fund</i>	19 030 800	23 389 181
5. Bantuan Keuangan <i>Financial Assistance</i>	14 267 508	15 361 830
6. Hibah <i>Grant</i>	0	0
7. Sumbangan dari Pihak Ketiga <i>Donation from Third Parties</i>	228 273	583 364
II. BELANJA/ EXPENDITURE	34 246 785	41 940 507
1. Belanja Pegawai <i>Personnel Expenditure</i>	12 840 841	13 727 046
2. Belanja Barang dan Jasa <i>Goods and Services Expenditure</i>	7 538 368	12 286 259
3. Belanja Modal <i>Capital Expenditure</i>	12 347 836	14 174 535
4. Belanja Subsidi <i>Subsidies Expenditure</i>	0	0
5. Belanja Hibah <i>Grants Expenditure</i>	0	0
6. Belanja Bantuan Sosial <i>Social Assistance Expenditure</i>	356 326	229 118
7. Belanja Bantuan Keuangan <i>Financial Assistance Expenditure</i>	1 080 559	1 481 276
8. Belanja Tak Terduga <i>Unpredicted Expenditure</i>	82 855	42 273

*) APB Desa

REALISASI PENDAPATAN DAN BELANJA PEMERINTAH DESA, KABUPATEN

Tabel : 23.10 KATINGAN PROVINSI KALIMANTAN TENGAH (ribu rupiah), 2013-2014

Table

**ACTUAL REVENUE AND EXPENDITURE OF VILLAGE GOVERNMENT OF KATINGAN,
KALIMANTAN TENGAH (thousand rupiahs), 2013-2014**

Kabupaten / Regency : Katingan

Rincian <i>Classification</i>	2013	2014*)
(1)	(2)	(3)
I. PENDAPATAN/ REVENUE	22 517 858	26 458 180
1. Pendapatan Asli Daerah <i>Original Local Government Revenue</i>	17 423	17 423
2. Bagi Hasil Pajak <i>Tax Share</i>	754 876	754 876
3. Bagi Hasil Retribusi <i>Retribution Share</i>	559 944	559 944
4. Alokasi Dana Desa <i>Village Allocation Fund</i>	17 721 846	21 158 925
5. Bantuan Keuangan <i>Financial Assistance</i>	3 463 769	3 967 012
6. Hibah <i>Grant</i>	0	0
7. Sumbangan dari Pihak Ketiga <i>Donation from Third Parties</i>	0	0
II. BELANJA/ EXPENDITURE	22 512 655	26 458 180
1. Belanja Pegawai <i>Personnel Expenditure</i>	8 688 424	11 774 142
2. Belanja Barang dan Jasa <i>Goods and Services Expenditure</i>	4 323 707	5 814 975
3. Belanja Modal <i>Capital Expenditure</i>	9 025 256	8 381 018
4. Belanja Subsidi <i>Subsidies Expenditure</i>	0	0
5. Belanja Hibah <i>Grants Expenditure</i>	0	0
6. Belanja Bantuan Sosial <i>Social Assistance Expenditure</i>	475 268	429 968
7. Belanja Bantuan Keuangan <i>Financial Assistance Expenditure</i>	0	58 077
8. Belanja Tak Terduga <i>Unpredicted Expenditure</i>	0	0

*) APB Desa

REALISASI PENDAPATAN DAN BELANJA PEMERINTAH DESA, KABUPATEN

Tabel : 23.11 PULANG PISAU PROVINSI KALIMANTAN TENGAH (ribu rupiah), 2013-2014

Table

ACTUAL REVENUE AND EXPENDITURE OF VILLAGE GOVERNMENT OF PULANG PISAU, KALIMANTAN TENGAH (thousand rupiahs), 2013-2014

Kabupaten / Regency : Pulang Pisau

Rincian <i>Classification</i>	2013	2014*)
(1)	(2)	(3)
I. PENDAPATAN/ REVENUE	20 521 671	20 885 803
1. Pendapatan Asli Daerah <i>Original Local Government Revenue</i>	643 886	789 563
2. Bagi Hasil Pajak <i>Tax Share</i>	0	0
3. Bagi Hasil Retribusi <i>Retribution Share</i>	19 418	19 418
4. Alokasi Dana Desa <i>Village Allocation Fund</i>	5 613 636	5 759 273
5. Bantuan Keuangan <i>Financial Assistance</i>	14 244 731	14 317 549
6. Hibah <i>Grant</i>	0	0
7. Sumbangan dari Pihak Ketiga <i>Donation from Third Parties</i>	0	0
II. BELANJA/ EXPENDITURE	20 691 581	21 055 711
1. Belanja Pegawai <i>Personnel Expenditure</i>	13 481 479	13 602 842
2. Belanja Barang dan Jasa <i>Goods and Services Expenditure</i>	2 539 876	2 467 317
3. Belanja Modal <i>Capital Expenditure</i>	3 049 319	3 142 591
4. Belanja Subsidi <i>Subsidies Expenditure</i>	0	0
5. Belanja Hibah <i>Grants Expenditure</i>	0	0
6. Belanja Bantuan Sosial <i>Social Assistance Expenditure</i>	292 891	300 982
7. Belanja Bantuan Keuangan <i>Financial Assistance Expenditure</i>	1 197 752	1 401 602
8. Belanja Tak Terduga <i>Unpredicted Expenditure</i>	130 264	140 377

*) APB Desa

REALISASI PENDAPATAN DAN BELANJA PEMERINTAH DESA, KABUPATEN

Tabel : 23.12 GUNUNG MAS PROVINSI KALIMANTAN TENGAH (ribu rupiah), 2013-2014

Table

ACTUAL REVENUE AND EXPENDITURE OF VILLAGE GOVERNMENT OF GUNUNG MAS, KALIMANTAN TENGAH (thousand rupiahs), 2013-2014

Kabupaten / Regency : Gunung Mas

Rincian <i>Classification</i>	2013	2014*)
(1)	(2)	(3)
I. PENDAPATAN/ REVENUE	6 051 955	4 920 487
1. Pendapatan Asli Daerah <i>Original Local Government Revenue</i>	221 958	170 746
2. Bagi Hasil Pajak <i>Tax Share</i>	0	0
3. Bagi Hasil Retribusi <i>Retribution Share</i>	0	0
4. Alokasi Dana Desa <i>Village Allocation Fund</i>	3 599 797	3 034 107
5. Bantuan Keuangan <i>Financial Assistance</i>	2 230 200	1 715 634
6. Hibah <i>Grant</i>	0	0
7. Sumbangan dari Pihak Ketiga <i>Donation from Third Parties</i>	0	0
II. BELANJA/ EXPENDITURE	5 976 537	4 861 539
1. Belanja Pegawai <i>Personnel Expenditure</i>	1 562 392	1 430 530
2. Belanja Barang dan Jasa <i>Goods and Services Expenditure</i>	2 758 253	2 131 316
3. Belanja Modal <i>Capital Expenditure</i>	923 855	736 556
4. Belanja Subsidi <i>Subsidies Expenditure</i>	86 730	66 719
5. Belanja Hibah <i>Grants Expenditure</i>	0	0
6. Belanja Bantuan Sosial <i>Social Assistance Expenditure</i>	275 967	212 294
7. Belanja Bantuan Keuangan <i>Financial Assistance Expenditure</i>	272 580	209 689
8. Belanja Tak Terduga <i>Unpredicted Expenditure</i>	96 760	74 435

*) APB Desa

REALISASI PENDAPATAN DAN BELANJA PEMERINTAH DESA, KABUPATEN

Tabel : 23.13 BARITO TIMUR PROVINSI KALIMANTAN TENGAH (ribu rupiah), 2013-2014

Table

**ACTUAL REVENUE AND EXPENDITURE OF VILLAGE GOVERNMENT OF BARITO
TIMUR, KALIMANTAN TENGAH (thousand rupiahs), 2013-2014**

Kabupaten / Regency : Barito Timur

Rincian <i>Classification</i>	2013	2014*)
(1)	(2)	(3)
I. PENDAPATAN/ REVENUE	20 384 576	22 642 694
1. Pendapatan Asli Daerah <i>Original Local Government Revenue</i>	1 217 651	318 649
2. Bagi Hasil Pajak <i>Tax Share</i>	145 710	253 010
3. Bagi Hasil Retribusi <i>Retribution Share</i>	0	0
4. Alokasi Dana Desa <i>Village Allocation Fund</i>	9 827 385	11 382 996
5. Bantuan Keuangan <i>Financial Assistance</i>	7 562 761	6 272 039
6. Hibah <i>Grant</i>	960 000	2 468 571
7. Sumbangan dari Pihak Ketiga <i>Donation from Third Parties</i>	671 069	1 947 429
II. BELANJA/ EXPENDITURE	20 361 718	21 176 189
1. Belanja Pegawai <i>Personnel Expenditure</i>	5 683 772	5 800 954
2. Belanja Barang dan Jasa <i>Goods and Services Expenditure</i>	3 891 890	4 015 047
3. Belanja Modal <i>Capital Expenditure</i>	9 885 922	9 059 650
4. Belanja Subsidi <i>Subsidies Expenditure</i>	27 429	0
5. Belanja Hibah <i>Grants Expenditure</i>	18 286	914 286
6. Belanja Bantuan Sosial <i>Social Assistance Expenditure</i>	659 428	1 075 326
7. Belanja Bantuan Keuangan <i>Financial Assistance Expenditure</i>	59 220	230 955
8. Belanja Tak Terduga <i>Unpredicted Expenditure</i>	135 771	79 971

*) APB Desa

REALISASI PENDAPATAN DAN BELANJA PEMERINTAH DESA, KABUPATEN

Tabel : 23.14 MURUNG RAYA PROVINSI KALIMANTAN TENGAH (ribu rupiah), 2013-2014

Table

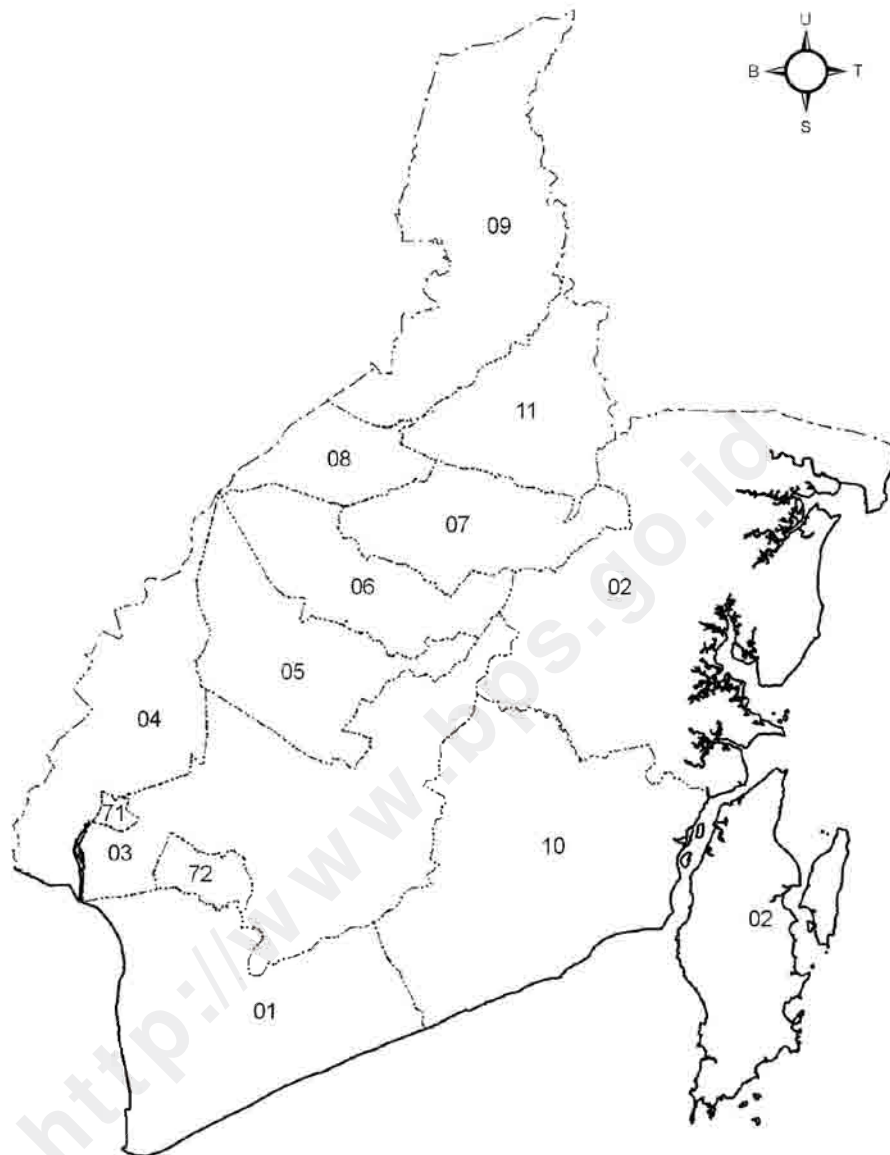
ACTUAL REVENUE AND EXPENDITURE OF VILLAGE GOVERNMENT OF MURUNG RAYA, KALIMANTAN TENGAH (thousand rupiahs), 2013-2014

Kabupaten / Regency : Murung Raya

Rincian <i>Classification</i>	2013	2014*)
(1)	(2)	(3)
I. PENDAPATAN/ REVENUE	35 397 285	38 729 680
1. Pendapatan Asli Daerah <i>Original Local Government Revenue</i>	5 500	11 000
2. Bagi Hasil Pajak <i>Tax Share</i>	803 000	803 000
3. Bagi Hasil Retribusi <i>Retribution Share</i>	0	0
4. Alokasi Dana Desa <i>Village Allocation Fund</i>	12 375 000	12 375 000
5. Bantuan Keuangan <i>Financial Assistance</i>	22 036 388	22 771 100
6. Hibah <i>Grant</i>	0	0
7. Sumbangan dari Pihak Ketiga <i>Donation from Third Parties</i>	177 397	2 769 580
II. BELANJA/ EXPENDITURE	35 409 385	38 594 908
1. Belanja Pegawai <i>Personnel Expenditure</i>	19 848 015	20 435 118
2. Belanja Barang dan Jasa <i>Goods and Services Expenditure</i>	3 005 849	3 176 690
3. Belanja Modal <i>Capital Expenditure</i>	6 692 510	9 403 680
4. Belanja Subsidi <i>Subsidies Expenditure</i>	368 500	368 500
5. Belanja Hibah <i>Grants Expenditure</i>	468 897	572 000
6. Belanja Bantuan Sosial <i>Social Assistance Expenditure</i>	816 200	929 500
7. Belanja Bantuan Keuangan <i>Financial Assistance Expenditure</i>	2 795 320	2 781 020
8. Belanja Tak Terduga <i>Unpredicted Expenditure</i>	1 414 094	928 400

*) APB Desa

Gambar **Peta Indeks Provinsi Kalimantan Selatan menurut Kabupaten/Kota**
 : 21
Figure **Index Map of Kalimantan Selatan Province by Regency/Municipality**




KODE	NAMA KABUPATEN/KOTA
01	TANAH LAUT
02	KOTA BARU
03	BANJAR
04	BARITO KUALA
05	TAPIN
06	HULU SUNGAI SELATAN
07	HULU SUNGAI TENGAH
08	HULU SUNGAI UTARA
09	TABALONG
10	TANAH BUMBU
11	BALANGAN
71	BANJARMASIN
72	BANJAR BARU

Legenda

- Batas Negara
- Batas Provinsi
- Batas Kabupaten
- Batas Kecamatan
- Batas Desa
- — — — — Garis Pantai / Batas Perairan

Sumber :
 Peta Digital Batas Wilayah dari Bakosurtanal, Tahun 2008
 (Diedit BPS Tahun 2010)



Tabel : 24
Table REALISASI PENDAPATAN DAN BELANJA PEMERINTAH DESA SELURUH PROVINSI
KALIMANTAN SELATAN (ribu rupiah), 2013-2014
ACTUAL REVENUE AND EXPENDITURE OF VILLAGE GOVERNMENT THROUGHOUT
KALIMANTAN SELATAN PROVINCE (thousand rupiahs), 2013-2014

Kabupaten/Kota <i>Regency/Municipality</i>	2013		2014*)	
	Pendapatan <i>Revenue</i>	Belanja <i>Expenditure</i>	Pendapatan <i>Revenue</i>	Belanja <i>Expenditure</i>
(1)	(2)	(3)	(4)	(5)
01 Tanah Laut	28 080 107	28 080 107	31 615 012	31 615 012
02 Kota Baru	60 211 905	57 719 711	61 266 811	58 219 464
03 Banjar	37 296 011	36 488 247	41 438 964	40 418 032
04 Barito Kuala	21 108 624	21 443 476	27 229 735	26 680 657
05 Tapin	25 250 231	25 532 561	29 535 633	30 418 477
06 Hulu Sungai Selatan	20 202 970	20 628 757	20 143 171	20 529 954
07 Hulu Sungai Tengah	14 666 778	14 511 786	17 110 796	16 930 349
08 Hulu Sungai Utara	24 837 403	24 837 403	24 828 205	24 828 205
09 Tabalong	34 015 028	34 084 493	31 102 104	31 517 535
10 Tanah Bumbu	56 917 314	56 140 326	72 373 912	72 091 356
11 Balangan	23 956 060	24 347 303	24 277 541	24 668 784
KALIMANTAN SELATAN	346 542 431	343 814 170	380 921 884	377 917 825

*) APB Desa

Tabel : 24.1 REALISASI PENDAPATAN DAN BELANJA SELURUH PEMERINTAH DESA DI
Table : 24.1 PROVINSI KALIMANTAN SELATAN (ribu rupiah), 2013-2014
ACTUAL REVENUE AND EXPENDITURE OF VILLAGE GOVERNMENT THROUGHOUT
KALIMANTAN SELATAN PROVINCE (thousand rupiahs), 2013-2014

Rincian <i>Classification</i>	2013	2014*)
(1)	(2)	(3)
I. PENDAPATAN/REVENUE	346 542 431	380 921 884
1. Pendapatan Asli Daerah <i>Original Local Government Revenue</i>	20 301 512	24 846 149
2. Bagi Hasil Pajak <i>Tax Share</i>	13 072 520	12 985 092
3. Bagi Hasil Retribusi <i>Retribution Share</i>	3 932 114	3 905 532
4. Alokasi Dana Desa <i>Village Allocation Fund</i>	192 904 542	218 621 468
5. Bantuan Keuangan <i>Financial Assistance</i>	102 249 492	109 824 732
6. Hibah <i>Grant</i>	8 691 551	7 199 055
7. Sumbangan dari Pihak Ketiga <i>Donation from Third Parties</i>	5 390 700	3 539 856
II. BELANJA/EXPENDITURE	343 814 170	377 917 825
1. Belanja Pegawai <i>Personnel Expenditure</i>	153 087 041	174 043 582
2. Belanja Barang dan Jasa <i>Goods and Services Expenditure</i>	46 934 659	51 763 278
3. Belanja Modal <i>Capital Expenditure</i>	101 306 415	110 176 239
4. Belanja Subsidi <i>Subsidies Expenditure</i>	628 600	691 012
5. Belanja Hibah <i>Grants Expenditure</i>	5 540 446	7 568 155
6. Belanja Bantuan Sosial <i>Social Assistance Expenditure</i>	17 583 410	17 801 417
7. Belanja Bantuan Keuangan <i>Financial Assistance Expenditure</i>	16 127 046	12 605 308
8. Belanja Tak Terduga <i>Unpredicted Expenditure</i>	2 606 553	3 268 834

*) APB Desa

Tabel : 24.2 REALISASI PENDAPATAN DAN BELANJA PEMERINTAH DESA, KABUPATEN TANAH LAUT PROVINSI KALIMANTAN SELATAN (ribu rupiah), 2013-2014
Table ACTUAL REVENUE AND EXPENDITURE OF VILLAGE GOVERNMENT OF TANAH LAUT, KALIMANTAN SELATAN (thousand rupiahs), 2013-2014

Kabupaten / Regency : Tanah Laut

Rincian <i>Classification</i>	2013	2014*)
(1)	(2)	(3)
I. PENDAPATAN/ REVENUE	28 080 107	31 615 012
1. Pendapatan Asli Daerah <i>Original Local Government Revenue</i>	4 935 029	5 568 225
2. Bagi Hasil Pajak <i>Tax Share</i>	809 558	910 273
3. Bagi Hasil Retribusi <i>Retribution Share</i>	992 592	1 115 881
4. Alokasi Dana Desa <i>Village Allocation Fund</i>	7 632 480	8 586 239
5. Bantuan Keuangan <i>Financial Assistance</i>	11 773 542	13 251 230
6. Hibah <i>Grant</i>	1 882 053	2 121 214
7. Sumbangan dari Pihak Ketiga <i>Donation from Third Parties</i>	54 853	61 950
II. BELANJA/ EXPENDITURE	28 080 107	31 615 012
1. Belanja Pegawai <i>Personnel Expenditure</i>	13 247 931	14 915 765
2. Belanja Barang dan Jasa <i>Goods and Services Expenditure</i>	2 614 095	2 945 243
3. Belanja Modal <i>Capital Expenditure</i>	4 765 862	5 365 384
4. Belanja Subsidi <i>Subsidies Expenditure</i>	89 356	99 901
5. Belanja Hibah <i>Grants Expenditure</i>	1 934 083	2 179 975
6. Belanja Bantuan Sosial <i>Social Assistance Expenditure</i>	3 915 613	4 419 574
7. Belanja Bantuan Keuangan <i>Financial Assistance Expenditure</i>	1 268 600	1 413 519
8. Belanja Tak Terduga <i>Unpredicted Expenditure</i>	244 567	275 651

*) APB Desa

Tabel : 24.3 REALISASI PENDAPATAN DAN BELANJA PEMERINTAH DESA, KABUPATEN KOTA BARU PROVINSI KALIMANTAN SELATAN (ribu rupiah), 2013-2014
Table ACTUAL REVENUE AND EXPENDITURE OF VILLAGE GOVERNMENT OF KOTA BARU, KALIMANTAN SELATAN (thousand rupiahs), 2013-2014

Kabupaten / Regency : Kota Baru

Rincian <i>Classification</i>	2013	2014*)
(1)	(2)	(3)
I. PENDAPATAN/ REVENUE	60 211 905	61 266 811
1. Pendapatan Asli Daerah <i>Original Local Government Revenue</i>	1 882 166	2 415 769
2. Bagi Hasil Pajak <i>Tax Share</i>	2 501 874	2 629 082
3. Bagi Hasil Retribusi <i>Retribution Share</i>	1 520 818	1 609 873
4. Alokasi Dana Desa <i>Village Allocation Fund</i>	22 558 298	22 505 548
5. Bantuan Keuangan <i>Financial Assistance</i>	30 128 444	31 227 782
6. Hibah <i>Grant</i>	1 316 972	878 757
7. Sumbangan dari Pihak Ketiga <i>Donation from Third Parties</i>	303 333	0
II. BELANJA/ EXPENDITURE	57 719 711	58 219 464
1. Belanja Pegawai <i>Personnel Expenditure</i>	20 166 448	20 372 904
2. Belanja Barang dan Jasa <i>Goods and Services Expenditure</i>	4 501 701	3 832 578
3. Belanja Modal <i>Capital Expenditure</i>	28 481 307	30 227 685
4. Belanja Subsidi <i>Subsidies Expenditure</i>	50 556	60 667
5. Belanja Hibah <i>Grants Expenditure</i>	717 889	738 111
6. Belanja Bantuan Sosial <i>Social Assistance Expenditure</i>	1 109 858	918 493
7. Belanja Bantuan Keuangan <i>Financial Assistance Expenditure</i>	2 600 750	2 018 470
8. Belanja Tak Terduga <i>Unpredicted Expenditure</i>	91 202	50 556

*) APB Desa

REALISASI PENDAPATAN DAN BELANJA PEMERINTAH DESA, KABUPATEN

Tabel : 24.4 BANJAR PROVINSI KALIMANTAN SELATAN (ribu rupiah), 2013-2014

Table

**ACTUAL REVENUE AND EXPENDITURE OF VILLAGE GOVERNMENT OF BANJAR,
KALIMANTAN SELATAN (thousand rupiahs), 2013-2014**

Kabupaten / Regency : Banjar

Rincian <i>Classification</i>	2013	2014*)
(1)	(2)	(3)
I. PENDAPATAN/ REVENUE	37 296 011	41 438 964
1. Pendapatan Asli Daerah <i>Original Local Government Revenue</i>	4 417 600	4 463 236
2. Bagi Hasil Pajak <i>Tax Share</i>	1 348 539	1 349 361
3. Bagi Hasil Retribusi <i>Retribution Share</i>	0	0
4. Alokasi Dana Desa <i>Village Allocation Fund</i>	28 370 545	32 352 949
5. Bantuan Keuangan <i>Financial Assistance</i>	2 099 924	2 214 015
6. Hibah <i>Grant</i>	114 091	114 091
7. Sumbangan dari Pihak Ketiga <i>Donation from Third Parties</i>	945 312	945 312
II. BELANJA/ EXPENDITURE	36 488 247	40 418 032
1. Belanja Pegawai <i>Personnel Expenditure</i>	22 820 394	23 399 200
2. Belanja Barang dan Jasa <i>Goods and Services Expenditure</i>	2 089 017	2 632 741
3. Belanja Modal <i>Capital Expenditure</i>	7 506 041	7 786 705
4. Belanja Subsidi <i>Subsidies Expenditure</i>	13 045	13 045
5. Belanja Hibah <i>Grants Expenditure</i>	324 018	324 018
6. Belanja Bantuan Sosial <i>Social Assistance Expenditure</i>	1 803 316	3 149 226
7. Belanja Bantuan Keuangan <i>Financial Assistance Expenditure</i>	1 485 499	1 996 558
8. Belanja Tak Terduga <i>Unpredicted Expenditure</i>	446 917	1 116 539

*) APB Desa

REALISASI PENDAPATAN DAN BELANJA PEMERINTAH DESA, KABUPATEN

Tabel : 24.5 BARITO KUALA PROVINSI KALIMANTAN SELATAN (ribu rupiah), 2013-2014
Table ACTUAL REVENUE AND EXPENDITURE OF VILLAGE GOVERNMENT OF BARITO KUALA, KALIMANTAN SELATAN (thousand rupiahs), 2013-2014

Kabupaten / Regency : Barito Kuala

Rincian <i>Classification</i>	2013	2014*)
(1)	(2)	(3)
I. PENDAPATAN/ REVENUE	21 108 624	27 229 735
1. Pendapatan Asli Daerah <i>Original Local Government Revenue</i>	553 542	760 557
2. Bagi Hasil Pajak <i>Tax Share</i>	74 574	44 018
3. Bagi Hasil Retribusi <i>Retribution Share</i>	0	0
4. Alokasi Dana Desa <i>Village Allocation Fund</i>	10 640 263	20 636 656
5. Bantuan Keuangan <i>Financial Assistance</i>	8 545 245	5 713 365
6. Hibah <i>Grant</i>	1 275 526	48 684
7. Sumbangan dari Pihak Ketiga <i>Donation from Third Parties</i>	19 474	26 455
II. BELANJA/ EXPENDITURE	21 443 476	26 680 657
1. Belanja Pegawai <i>Personnel Expenditure</i>	8 695 080	7 362 687
2. Belanja Barang dan Jasa <i>Goods and Services Expenditure</i>	2 539 281	5 998 320
3. Belanja Modal <i>Capital Expenditure</i>	6 918 637	10 015 727
4. Belanja Subsidi <i>Subsidies Expenditure</i>	0	0
5. Belanja Hibah <i>Grants Expenditure</i>	577 395	316 447
6. Belanja Bantuan Sosial <i>Social Assistance Expenditure</i>	1 993 333	1 184 438
7. Belanja Bantuan Keuangan <i>Financial Assistance Expenditure</i>	467 663	1 337 013
8. Belanja Tak Terduga <i>Unpredicted Expenditure</i>	252 087	466 025

*) APB Desa

**REALISASI PENDAPATAN DAN BELANJA PEMERINTAH DESA, KABUPATEN TAPIN
PROVINSI KALIMANTAN SELATAN (ribu rupiah), 2013-2014
ACTUAL REVENUE AND EXPENDITURE OF VILLAGE GOVERNMENT OF TAPIN,
KALIMANTAN SELATAN (thousand rupiahs), 2013-2014**

Tabel : 24.6
Table

Kabupaten / Regency : Tapin

Rincian Classification	2013	2014*)
(1)	(2)	(3)
I. PENDAPATAN/ REVENUE	25 250 231	29 535 633
1. Pendapatan Asli Daerah <i>Original Local Government Revenue</i>	241 466	262 027
2. Bagi Hasil Pajak <i>Tax Share</i>	455 835	670 112
3. Bagi Hasil Retribusi <i>Retribution Share</i>	259 629	195 939
4. Alokasi Dana Desa <i>Village Allocation Fund</i>	22 522 025	26 479 804
5. Bantuan Keuangan <i>Financial Assistance</i>	1 771 276	1 927 751
6. Hibah <i>Grant</i>	0	0
7. Sumbangan dari Pihak Ketiga <i>Donation from Third Parties</i>	0	0
II. BELANJA/ EXPENDITURE	25 532 561	30 418 477
1. Belanja Pegawai <i>Personnel Expenditure</i>	14 808 206	15 361 487
2. Belanja Barang dan Jasa <i>Goods and Services Expenditure</i>	3 273 985	3 615 929
3. Belanja Modal <i>Capital Expenditure</i>	6 097 063	9 951 148
4. Belanja Subsidi <i>Subsidies Expenditure</i>	0	0
5. Belanja Hibah <i>Grants Expenditure</i>	0	0
6. Belanja Bantuan Sosial <i>Social Assistance Expenditure</i>	1 050 658	1 015 200
7. Belanja Bantuan Keuangan <i>Financial Assistance Expenditure</i>	170 308	302 769
8. Belanja Tak Terduga <i>Unpredicted Expenditure</i>	132 341	171 944

*) APB Desa

**REALISASI PENDAPATAN DAN BELANJA PEMERINTAH DESA, KABUPATEN HULU
SUNGAI SELATAN PROVINSI KALIMANTAN SELATAN (ribu rupiah), 2013-2014
ACTUAL REVENUE AND EXPENDITURE OF VILLAGE GOVERNMENT OF HULU
SUNGAI SELATAN, KALIMANTAN SELATAN (thousand rupiahs), 2013-2014**

Tabel : 24.7
Table

Kabupaten / Regency : Hulu Sungai Selatan

Rincian Classification	2013	2014*)
(1)	(2)	(3)
I. PENDAPATAN/ REVENUE	20 202 970	20 143 171
1. Pendapatan Asli Daerah <i>Original Local Government Revenue</i>	391 925	328 348
2. Bagi Hasil Pajak <i>Tax Share</i>	634 957	691 266
3. Bagi Hasil Retribusi <i>Retribution Share</i>	765 155	935 631
4. Alokasi Dana Desa <i>Village Allocation Fund</i>	16 623 282	17 619 357
5. Bantuan Keuangan <i>Financial Assistance</i>	1 787 651	568 569
6. Hibah <i>Grant</i>	0	0
7. Sumbangan dari Pihak Ketiga <i>Donation from Third Parties</i>	0	0
II. BELANJA/ EXPENDITURE	20 628 757	20 529 954
1. Belanja Pegawai <i>Personnel Expenditure</i>	9 841 827	10 017 278
2. Belanja Barang dan Jasa <i>Goods and Services Expenditure</i>	2 183 687	3 056 087
3. Belanja Modal <i>Capital Expenditure</i>	6 427 637	5 157 976
4. Belanja Subsidi <i>Subsidies Expenditure</i>	410 308	413 825
5. Belanja Hibah <i>Grants Expenditure</i>	276 534	155 654
6. Belanja Bantuan Sosial <i>Social Assistance Expenditure</i>	1 402 339	1 627 274
7. Belanja Bantuan Keuangan <i>Financial Assistance Expenditure</i>	71 400	71 400
8. Belanja Tak Terduga <i>Unpredicted Expenditure</i>	15 025	30 460

*) APB Desa

Tabel : 24.8 REALISASI PENDAPATAN DAN BELANJA PEMERINTAH DESA, KABUPATEN HULU SUNGAI TENGAH PROVINSI KALIMANTAN SELATAN (ribu rupiah), 2013-2014
Table **ACTUAL REVENUE AND EXPENDITURE OF VILLAGE GOVERNMENT OF HULU SUNGAI TENGAH, KALIMANTAN SELATAN (thousand rupiahs), 2013-2014**

Kabupaten / Regency : Hulu Sungai Tengah

Rincian <i>Classification</i>	2013	2014*)
(1)	(2)	(3)
I. PENDAPATAN/ REVENUE	14 666 778	17 110 796
1. Pendapatan Asli Daerah <i>Original Local Government Revenue</i>	0	0
2. Bagi Hasil Pajak <i>Tax Share</i>	571 286	666 470
3. Bagi Hasil Retribusi <i>Retribution Share</i>	0	0
4. Alokasi Dana Desa <i>Village Allocation Fund</i>	14 095 492	16 444 326
5. Bantuan Keuangan <i>Financial Assistance</i>	0	0
6. Hibah <i>Grant</i>	0	0
7. Sumbangan dari Pihak Ketiga <i>Donation from Third Parties</i>	0	0
II. BELANJA/ EXPENDITURE	14 511 786	16 930 349
1. Belanja Pegawai <i>Personnel Expenditure</i>	8 399 414	9 798 574
2. Belanja Barang dan Jasa <i>Goods and Services Expenditure</i>	1 445 340	1 685 914
3. Belanja Modal <i>Capital Expenditure</i>	3 964 143	4 624 468
4. Belanja Subsidi <i>Subsidies Expenditure</i>	0	0
5. Belanja Hibah <i>Grants Expenditure</i>	0	0
6. Belanja Bantuan Sosial <i>Social Assistance Expenditure</i>	376 300	439 365
7. Belanja Bantuan Keuangan <i>Financial Assistance Expenditure</i>	207 788	242 373
8. Belanja Tak Terduga <i>Unpredicted Expenditure</i>	118 801	139 655

*) APB Desa

**REALISASI PENDAPATAN DAN BELANJA PEMERINTAH DESA, KABUPATEN HULU
SUNGAI UTARA PROVINSI KALIMANTAN SELATAN (ribu rupiah), 2013-2014**
**ACTUAL REVENUE AND EXPENDITURE OF VILLAGE GOVERNMENT OF HULU
SUNGAI UTARA, KALIMANTAN SELATAN (thousand rupiahs), 2013-2014**

Tabel : 24.9
Table

Kabupaten / Regency : Hulu Sungai Utara

Rincian Classification	2013	2014*)
(1)	(2)	(3)
I. PENDAPATAN/ REVENUE	24 837 403	24 828 205
1. Pendapatan Asli Daerah <i>Original Local Government Revenue</i>	285 396	276 199
2. Bagi Hasil Pajak <i>Tax Share</i>	0	0
3. Bagi Hasil Retribusi <i>Retribution Share</i>	0	0
4. Alokasi Dana Desa <i>Village Allocation Fund</i>	24 552 007	24 552 006
5. Bantuan Keuangan <i>Financial Assistance</i>	0	0
6. Hibah <i>Grant</i>	0	0
7. Sumbangan dari Pihak Ketiga <i>Donation from Third Parties</i>	0	0
II. BELANJA/ EXPENDITURE	24 837 403	24 828 205
1. Belanja Pegawai <i>Personnel Expenditure</i>	9 014 926	9 008 495
2. Belanja Barang dan Jasa <i>Goods and Services Expenditure</i>	518 796	524 899
3. Belanja Modal <i>Capital Expenditure</i>	14 109 519	14 104 182
4. Belanja Subsidi <i>Subsidies Expenditure</i>	0	0
5. Belanja Hibah <i>Grants Expenditure</i>	0	0
6. Belanja Bantuan Sosial <i>Social Assistance Expenditure</i>	777 257	772 219
7. Belanja Bantuan Keuangan <i>Financial Assistance Expenditure</i>	0	0
8. Belanja Tak Terduga <i>Unpredicted Expenditure</i>	416 905	418 410

*) APB Desa

REALISASI PENDAPATAN DAN BELANJA PEMERINTAH DESA, KABUPATEN

Tabel : 24.10 TABALONG PROVINSI KALIMANTAN SELATAN (ribu rupiah), 2013-2014

Table

**ACTUAL REVENUE AND EXPENDITURE OF VILLAGE GOVERNMENT OF TABALONG,
KALIMANTAN SELATAN (thousand rupiahs), 2013-2014**

Kabupaten / Regency : Tabalong

Rincian <i>Classification</i>	2013	2014*)
(1)	(2)	(3)
I. PENDAPATAN/ REVENUE	34 015 028	31 102 104
1. Pendapatan Asli Daerah <i>Original Local Government Revenue</i>	190 252	213 398
2. Bagi Hasil Pajak <i>Tax Share</i>	6 675 897	6 024 510
3. Bagi Hasil Retribusi <i>Retribution Share</i>	393 920	48 208
4. Alokasi Dana Desa <i>Village Allocation Fund</i>	13 807 545	13 528 244
5. Bantuan Keuangan <i>Financial Assistance</i>	12 266 645	10 606 975
6. Hibah <i>Grant</i>	0	0
7. Sumbangan dari Pihak Ketiga <i>Donation from Third Parties</i>	680 769	680 769
II. BELANJA/ EXPENDITURE	34 084 493	31 517 535
1. Belanja Pegawai <i>Personnel Expenditure</i>	12 443 565	13 683 570
2. Belanja Barang dan Jasa <i>Goods and Services Expenditure</i>	4 471 999	4 011 280
3. Belanja Modal <i>Capital Expenditure</i>	13 836 292	12 763 304
4. Belanja Subsidi <i>Subsidies Expenditure</i>	0	0
5. Belanja Hibah <i>Grants Expenditure</i>	479 625	0
6. Belanja Bantuan Sosial <i>Social Assistance Expenditure</i>	1 431 561	543 692
7. Belanja Bantuan Keuangan <i>Financial Assistance Expenditure</i>	1 127 976	511 151
8. Belanja Tak Terduga <i>Unpredicted Expenditure</i>	293 475	4 538

*) APB Desa

REALISASI PENDAPATAN DAN BELANJA PEMERINTAH DESA, KABUPATEN TANAH

Tabel : 24.11 BUMBU PROVINSI KALIMANTAN SELATAN (ribu rupiah), 2013-2014

Table

**ACTUAL REVENUE AND EXPENDITURE OF VILLAGE GOVERNMENT OF TANAH
BUMBU, KALIMANTAN SELATAN (thousand rupiahs), 2013-2014**

Kabupaten / Regency : Tanah Bumbu

Rincian <i>Classification</i>	2013	2014*)
(1)	(2)	(3)
I. PENDAPATAN/ REVENUE	56 917 314	72 373 912
1. Pendapatan Asli Daerah <i>Original Local Government Revenue</i>	7 140 780	10 292 205
2. Bagi Hasil Pajak <i>Tax Share</i>	0	0
3. Bagi Hasil Retribusi <i>Retribution Share</i>	0	0
4. Alokasi Dana Desa <i>Village Allocation Fund</i>	25 086 732	28 849 955
5. Bantuan Keuangan <i>Financial Assistance</i>	20 685 405	30 855 544
6. Hibah <i>Grant</i>	617 438	550 838
7. Sumbangan dari Pihak Ketiga <i>Donation from Third Parties</i>	3 386 959	1 825 370
II. BELANJA/ EXPENDITURE	56 140 326	72 091 356
1. Belanja Pegawai <i>Personnel Expenditure</i>	21 569 775	37 765 036
2. Belanja Barang dan Jasa <i>Goods and Services Expenditure</i>	22 302 364	22 394 766
3. Belanja Modal <i>Capital Expenditure</i>	1 413 547	2 480 352
4. Belanja Subsidi <i>Subsidies Expenditure</i>	30 000	65 000
5. Belanja Hibah <i>Grants Expenditure</i>	617 438	3 219 592
6. Belanja Bantuan Sosial <i>Social Assistance Expenditure</i>	1 124 100	1 037 750
7. Belanja Bantuan Keuangan <i>Financial Assistance Expenditure</i>	8 520 340	4 566 275
8. Belanja Tak Terduga <i>Unpredicted Expenditure</i>	562 762	562 585

*) APB Desa

REALISASI PENDAPATAN DAN BELANJA PEMERINTAH DESA, KABUPATEN

Tabel : 24.12 BALANGAN PROVINSI KALIMANTAN SELATAN (ribu rupiah), 2013-2014

Table

**ACTUAL REVENUE AND EXPENDITURE OF VILLAGE GOVERNMENT OF BALANGAN,
KALIMANTAN SELATAN (thousand rupiahs), 2013-2014**

Kabupaten / Regency : Balangan

Rincian <i>Classification</i>	2013	2014*)
(1)	(2)	(3)
I. PENDAPATAN/ REVENUE	23 956 060	24 277 541
1. Pendapatan Asli Daerah <i>Original Local Government Revenue</i>	263 356	266 185
2. Bagi Hasil Pajak <i>Tax Share</i>	0	0
3. Bagi Hasil Retribusi <i>Retribution Share</i>	0	0
4. Alokasi Dana Desa <i>Village Allocation Fund</i>	7 015 873	7 066 384
5. Bantuan Keuangan <i>Financial Assistance</i>	13 191 360	13 459 501
6. Hibah <i>Grant</i>	3 485 471	3 485 471
7. Sumbangan dari Pihak Ketiga <i>Donation from Third Parties</i>	0	0
II. BELANJA/ EXPENDITURE	24 347 303	24 668 784
1. Belanja Pegawai <i>Personnel Expenditure</i>	12 079 475	12 358 586
2. Belanja Barang dan Jasa <i>Goods and Services Expenditure</i>	994 394	1 065 521
3. Belanja Modal <i>Capital Expenditure</i>	7 786 367	7 699 308
4. Belanja Subsidi <i>Subsidies Expenditure</i>	35 335	38 574
5. Belanja Hibah <i>Grants Expenditure</i>	613 464	634 358
6. Belanja Bantuan Sosial <i>Social Assistance Expenditure</i>	2 599 075	2 694 186
7. Belanja Bantuan Keuangan <i>Financial Assistance Expenditure</i>	206 722	145 780
8. Belanja Tak Terduga <i>Unpredicted Expenditure</i>	32 471	32 471

*) APB Desa

Gambar **Peta Indeks Provinsi Kalimantan Timur menurut Kabupaten/Kota**
 : 22
Figure **Index Map of Kalimantan Timur Province by Regency/Municipality**

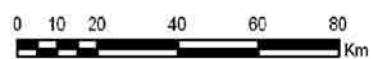
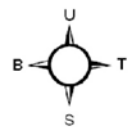


KODE	NAMA KABUPATEN/KOTA
01	PASER
02	KUTAI BARAT
03	KUTAI KARTANEGARA
04	KUTAI TIMUR
05	BERAU
09	PENAJAM PASER UTARA
11	MAHAKAM HULU
71	BALIKPAPAN
72	SAMARINDA
74	BONTANG

Legenda

- Batas Negara
- Batas Provinsi
- Batas Kabupaten
- Batas Kecamatan
- Batas Desa
- Garis Pantai / Batas Perairan

Sumber :
 Peta Digital Batas Wilayah dari Bakosurtanal, Tahun 2008
 (Diedit BPS Tahun 2010)



Tabel : 25
Table REALISASI PENDAPATAN DAN BELANJA PEMERINTAH DESA SELURUH PROVINSI
 KALIMANTAN TIMUR (ribu rupiah), 2013-2014
 ACTUAL REVENUE AND EXPENDITURE OF VILLAGE GOVERNMENT THROUGHOUT
 KALIMANTAN TIMUR PROVINCE (thousand rupiahs), 2013-2014

Kabupaten/Kota <i>Regency/Municipality</i>	2013		2014*)	
	Pendapatan <i>Revenue</i>	Belanja <i>Expenditure</i>	Pendapatan <i>Revenue</i>	Belanja <i>Expenditure</i>
(1)	(2)	(3)	(4)	(5)
01 Paser	182 967 254	199 617 816	182 540 454	199 131 415
02 Kutai Barat	59 506 173	59 048 021	58 826 753	56 815 924
03 Kutai Kartanegara	456 940 062	430 210 677	458 028 543	438 923 602
04 Kutai Timur	140 784 745	130 146 896	141 688 532	125 518 980
05 Berau	64 034 065	62 452 270	65 555 299	67 370 186
09 Penajam Paser Utara	40 641 201	40 251 415	40 791 389	40 492 107
KALIMANTAN TIMUR	944 873 500	921 727 095	947 430 970	928 252 214

*) APB Desa

Tabel : 25.1 REALISASI PENDAPATAN DAN BELANJA SELURUH PEMERINTAH DESA DI
Table : 25.1 PROVINSI KALIMANTAN TIMUR (ribu rupiah), 2013-2014
ACTUAL REVENUE AND EXPENDITURE OF VILLAGE GOVERNMENT THROUGHOUT
KALIMANTAN TIMUR PROVINCE (thousand rupiahs), 2013-2014

Rincian <i>Classification</i>	2013	2014*)
(1)	(2)	(3)
I. PENDAPATAN/REVENUE	944 873 500	947 430 970
1. Pendapatan Asli Daerah <i>Original Local Government Revenue</i>	14 878 757	14 195 120
2. Bagi Hasil Pajak <i>Tax Share</i>	1 190 559	898 168
3. Bagi Hasil Retribusi <i>Retribution Share</i>	314 684	188 810
4. Alokasi Dana Desa <i>Village Allocation Fund</i>	779 538 569	781 179 465
5. Bantuan Keuangan <i>Financial Assistance</i>	128 538 586	128 902 495
6. Hibah <i>Grant</i>	4 573 767	4 165 834
7. Sumbangan dari Pihak Ketiga <i>Donation from Third Parties</i>	15 838 578	17 901 078
II. BELANJA/EXPENDITURE	921 727 095	928 252 214
1. Belanja Pegawai <i>Personnel Expenditure</i>	235 035 489	230 527 980
2. Belanja Barang dan Jasa <i>Goods and Services Expenditure</i>	129 429 202	137 994 027
3. Belanja Modal <i>Capital Expenditure</i>	444 100 206	444 891 211
4. Belanja Subsidi <i>Subsidies Expenditure</i>	9 230 058	9 535 650
5. Belanja Hibah <i>Grants Expenditure</i>	7 552 565	6 885 207
6. Belanja Bantuan Sosial <i>Social Assistance Expenditure</i>	40 666 445	41 329 306
7. Belanja Bantuan Keuangan <i>Financial Assistance Expenditure</i>	48 399 570	46 327 164
8. Belanja Tak Terduga <i>Unpredicted Expenditure</i>	7 313 560	10 761 669

*) APB Desa

REALISASI PENDAPATAN DAN BELANJA PEMERINTAH DESA, KABUPATEN PASER

Tabel : 25.2 PROVINSI KALIMANTAN TIMUR (ribu rupiah), 2013-2014

Table

**ACTUAL REVENUE AND EXPENDITURE OF VILLAGE GOVERNMENT OF PASER,
KALIMANTAN TIMUR (thousand rupiahs), 2013-2014**

Kabupaten / Regency : Paser

Rincian <i>Classification</i>	2013	2014*)
(1)	(2)	(3)
I. PENDAPATAN/ REVENUE	182 967 254	182 540 454
1. Pendapatan Asli Daerah <i>Original Local Government Revenue</i>	1 405 005	1 624 201
2. Bagi Hasil Pajak <i>Tax Share</i>	0	0
3. Bagi Hasil Retribusi <i>Retribution Share</i>	0	0
4. Alokasi Dana Desa <i>Village Allocation Fund</i>	158 120 015	156 272 030
5. Bantuan Keuangan <i>Financial Assistance</i>	23 442 234	24 644 223
6. Hibah <i>Grant</i>	0	0
7. Sumbangan dari Pihak Ketiga <i>Donation from Third Parties</i>	0	0
II. BELANJA/ EXPENDITURE	199 617 816	199 131 415
1. Belanja Pegawai <i>Personnel Expenditure</i>	44 907 168	48 072 643
2. Belanja Barang dan Jasa <i>Goods and Services Expenditure</i>	25 172 303	26 204 834
3. Belanja Modal <i>Capital Expenditure</i>	110 220 912	106 150 696
4. Belanja Subsidi <i>Subsidies Expenditure</i>	0	0
5. Belanja Hibah <i>Grants Expenditure</i>	43 462	43 462
6. Belanja Bantuan Sosial <i>Social Assistance Expenditure</i>	5 440 419	5 312 421
7. Belanja Bantuan Keuangan <i>Financial Assistance Expenditure</i>	13 833 552	13 347 359
8. Belanja Tak Terduga <i>Unpredicted Expenditure</i>	0	0

*) APB Desa

**REALISASI PENDAPATAN DAN BELANJA PEMERINTAH DESA, KABUPATEN KUTAI
BARAT PROVINSI KALIMANTAN TIMUR (ribu rupiah), 2013-2014**
**ACTUAL REVENUE AND EXPENDITURE OF VILLAGE GOVERNMENT OF KUTAI
BARAT, KALIMANTAN TIMUR (thousand rupiahs), 2013-2014**

Tabel : 25.3
Table

Kabupaten / Regency : Kutai Barat

Rincian <i>Classification</i>	2013	2014*)
(1)	(2)	(3)
I. PENDAPATAN/ REVENUE	59 506 173	58 826 753
1. Pendapatan Asli Daerah <i>Original Local Government Revenue</i>	1 070 883	709 370
2. Bagi Hasil Pajak <i>Tax Share</i>	30 827	30 827
3. Bagi Hasil Retribusi <i>Retribution Share</i>	0	0
4. Alokasi Dana Desa <i>Village Allocation Fund</i>	34 131 854	34 525 720
5. Bantuan Keuangan <i>Financial Assistance</i>	17 458 009	17 154 169
6. Hibah <i>Grant</i>	4 124 600	3 716 667
7. Sumbangan dari Pihak Ketiga <i>Donation from Third Parties</i>	2 690 000	2 690 000
II. BELANJA/ EXPENDITURE	59 048 021	56 815 924
1. Belanja Pegawai <i>Personnel Expenditure</i>	25 346 406	25 220 510
2. Belanja Barang dan Jasa <i>Goods and Services Expenditure</i>	1 504 785	1 371 152
3. Belanja Modal <i>Capital Expenditure</i>	26 577 463	26 060 795
4. Belanja Subsidi <i>Subsidies Expenditure</i>	0	0
5. Belanja Hibah <i>Grants Expenditure</i>	3 516 667	3 516 667
6. Belanja Bantuan Sosial <i>Social Assistance Expenditure</i>	1 687 733	562 400
7. Belanja Bantuan Keuangan <i>Financial Assistance Expenditure</i>	0	0
8. Belanja Tak Terduga <i>Unpredicted Expenditure</i>	414 967	84 400

*) APB Desa

REALISASI PENDAPATAN DAN BELANJA PEMERINTAH DESA, KABUPATEN KUTAI

Tabel : 25.4 KARTANEGARA PROVINSI KALIMANTAN TIMUR (ribu rupiah), 2013-2014

Table

**ACTUAL REVENUE AND EXPENDITURE OF VILLAGE GOVERNMENT OF KUTAI
KARTANEGARA, KALIMANTAN TIMUR (thousand rupiahs), 2013-2014**

Kabupaten / Regency : Kutai Kartanegara

Rincian <i>Classification</i>	2013	2014*)
(1)	(2)	(3)
I. PENDAPATAN/ REVENUE	456 940 062	458 028 543
1. Pendapatan Asli Daerah <i>Original Local Government Revenue</i>	10 471 631	9 861 831
2. Bagi Hasil Pajak <i>Tax Share</i>	0	0
3. Bagi Hasil Retribusi <i>Retribution Share</i>	0	0
4. Alokasi Dana Desa <i>Village Allocation Fund</i>	408 705 683	408 803 879
5. Bantuan Keuangan <i>Financial Assistance</i>	36 966 915	36 504 500
6. Hibah <i>Grant</i>	0	0
7. Sumbangan dari Pihak Ketiga <i>Donation from Third Parties</i>	795 833	2 858 333
II. BELANJA/ EXPENDITURE	430 210 677	438 923 602
1. Belanja Pegawai <i>Personnel Expenditure</i>	91 184 036	86 860 698
2. Belanja Barang dan Jasa <i>Goods and Services Expenditure</i>	70 734 879	80 067 468
3. Belanja Modal <i>Capital Expenditure</i>	216 263 812	214 644 971
4. Belanja Subsidi <i>Subsidies Expenditure</i>	8 827 950	8 827 950
5. Belanja Hibah <i>Grants Expenditure</i>	1 188 179	0
6. Belanja Bantuan Sosial <i>Social Assistance Expenditure</i>	17 392 320	19 843 959
7. Belanja Bantuan Keuangan <i>Financial Assistance Expenditure</i>	19 064 556	19 241 735
8. Belanja Tak Terduga <i>Unpredicted Expenditure</i>	5 554 945	9 436 821

*) APB Desa

REALISASI PENDAPATAN DAN BELANJA PEMERINTAH DESA, KABUPATEN KUTAI

Tabel : 25.5 TIMUR PROVINSI KALIMANTAN TIMUR (ribu rupiah), 2013-2014

Table

**ACTUAL REVENUE AND EXPENDITURE OF VILLAGE GOVERNMENT OF KUTAI
TIMUR, KALIMANTAN TIMUR (thousand rupiahs), 2013-2014**

Kabupaten / Regency : Kutai Timur

Rincian <i>Classification</i>	2013	2014*)
(1)	(2)	(3)
I. PENDAPATAN/ REVENUE	140 784 745	141 688 532
1. Pendapatan Asli Daerah <i>Original Local Government Revenue</i>	482 850	482 850
2. Bagi Hasil Pajak <i>Tax Share</i>	0	0
3. Bagi Hasil Retribusi <i>Retribution Share</i>	0	0
4. Alokasi Dana Desa <i>Village Allocation Fund</i>	101 683 041	103 413 520
5. Bantuan Keuangan <i>Financial Assistance</i>	26 892 544	26 065 852
6. Hibah <i>Grant</i>	151 667	151 667
7. Sumbangan dari Pihak Ketiga <i>Donation from Third Parties</i>	11 574 643	11 574 643
II. BELANJA/ EXPENDITURE	130 146 896	125 518 980
1. Belanja Pegawai <i>Personnel Expenditure</i>	38 680 096	36 550 892
2. Belanja Barang dan Jasa <i>Goods and Services Expenditure</i>	18 567 000	16 302 904
3. Belanja Modal <i>Capital Expenditure</i>	49 406 540	52 268 742
4. Belanja Subsidi <i>Subsidies Expenditure</i>	0	0
5. Belanja Hibah <i>Grants Expenditure</i>	0	0
6. Belanja Bantuan Sosial <i>Social Assistance Expenditure</i>	10 722 009	9 967 042
7. Belanja Bantuan Keuangan <i>Financial Assistance Expenditure</i>	12 618 751	10 276 900
8. Belanja Tak Terduga <i>Unpredicted Expenditure</i>	152 500	152 500

*) APB Desa

REALISASI PENDAPATAN DAN BELANJA PEMERINTAH DESA, KABUPATEN BERAU

Tabel : 25.6 **PROVINSI KALIMANTAN TIMUR (ribu rupiah), 2013-2014**

Table

**ACTUAL REVENUE AND EXPENDITURE OF VILLAGE GOVERNMENT OF BERAU,
KALIMANTAN TIMUR (thousand rupiahs), 2013-2014**

Kabupaten / Regency : Berau

Rincian Classification	2013	2014*)
(1)	(2)	(3)
I. PENDAPATAN/ REVENUE	64 034 065	65 555 299
1. Pendapatan Asli Daerah <i>Original Local Government Revenue</i>	1 158 342	1 158 342
2. Bagi Hasil Pajak <i>Tax Share</i>	1 149 232	856 841
3. Bagi Hasil Retribusi <i>Retribution Share</i>	314 684	188 810
4. Alokasi Dana Desa <i>Village Allocation Fund</i>	46 812 620	50 079 402
5. Bantuan Keuangan <i>Financial Assistance</i>	13 821 085	12 493 802
6. Hibah <i>Grant</i>	0	0
7. Sumbangan dari Pihak Ketiga <i>Donation from Third Parties</i>	778 102	778 102
II. BELANJA/ EXPENDITURE	62 452 270	67 370 186
1. Belanja Pegawai <i>Personnel Expenditure</i>	20 742 076	19 500 880
2. Belanja Barang dan Jasa <i>Goods and Services Expenditure</i>	7 510 953	8 379 693
3. Belanja Modal <i>Capital Expenditure</i>	26 835 535	31 479 313
4. Belanja Subsidi <i>Subsidies Expenditure</i>	0	0
5. Belanja Hibah <i>Grants Expenditure</i>	58 685	0
6. Belanja Bantuan Sosial <i>Social Assistance Expenditure</i>	3 279 602	3 520 122
7. Belanja Bantuan Keuangan <i>Financial Assistance Expenditure</i>	2 882 711	3 461 170
8. Belanja Tak Terduga <i>Unpredicted Expenditure</i>	1 142 708	1 029 008

*) APB Desa

REALISASI PENDAPATAN DAN BELANJA PEMERINTAH DESA, KABUPATEN

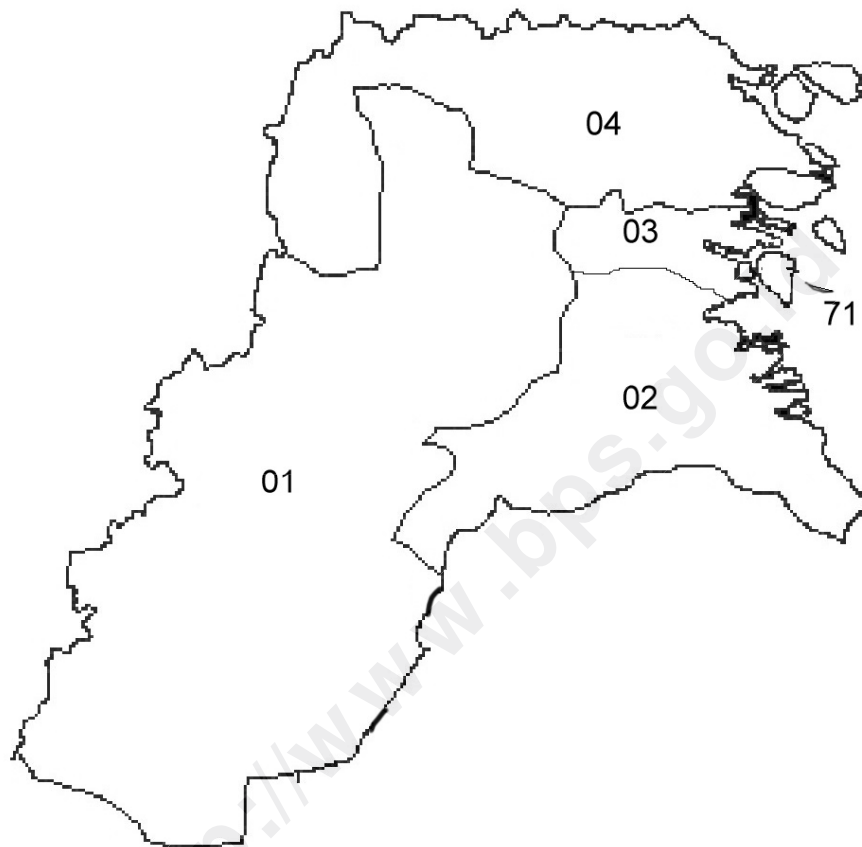
Tabel : 25.7 **PENAJAM PASER UTARA PROVINSI KALIMANTAN TIMUR (ribu rupiah), 2013-2014**
Table **ACTUAL REVENUE AND EXPENDITURE OF VILLAGE GOVERNMENT OF PENAJAM PASER UTARA, KALIMANTAN TIMUR (thousand rupiahs), 2013-2014**

Kabupaten / Regency : Penajam Paser Utara

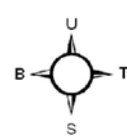
Rincian <i>Classification</i>	2013	2014*)
(1)	(2)	(3)
I. PENDAPATAN/ REVENUE	40 641 201	40 791 389
1. Pendapatan Asli Daerah <i>Original Local Government Revenue</i>	290 046	358 526
2. Bagi Hasil Pajak <i>Tax Share</i>	10 500	10 500
3. Bagi Hasil Retribusi <i>Retribution Share</i>	0	0
4. Alokasi Dana Desa <i>Village Allocation Fund</i>	30 085 356	28 084 914
5. Bantuan Keuangan <i>Financial Assistance</i>	9 957 799	12 039 949
6. Hibah <i>Grant</i>	297 500	297 500
7. Sumbangan dari Pihak Ketiga <i>Donation from Third Parties</i>	0	0
II. BELANJA/ EXPENDITURE	40 251 415	40 492 107
1. Belanja Pegawai <i>Personnel Expenditure</i>	14 175 707	14 322 357
2. Belanja Barang dan Jasa <i>Goods and Services Expenditure</i>	5 939 282	5 667 976
3. Belanja Modal <i>Capital Expenditure</i>	14 795 944	14 286 694
4. Belanja Subsidi <i>Subsidies Expenditure</i>	402 108	707 700
5. Belanja Hibah <i>Grants Expenditure</i>	2 745 572	3 325 078
6. Belanja Bantuan Sosial <i>Social Assistance Expenditure</i>	2 144 362	2 123 362
7. Belanja Bantuan Keuangan <i>Financial Assistance Expenditure</i>	0	0
8. Belanja Tak Terduga <i>Unpredicted Expenditure</i>	48 440	58 940

*) APB Desa

Gambar *Peta Indeks Provinsi Kalimantan Utara menurut Kabupaten/Kota*
 : 23
Figure *Index Map of Kalimantan Utara Province by Regency/Municipality*



<http://www.bps.go.id>




Legenda

- — — — — Batas Negara
- Batas Provinsi
- Batas Kabupaten
- Batas Kecamatan
- Batas Desa
- Garis Pantai / Batas Perairan

Sumber :
 Peta Digital Batas Wilayah dari Bakosurtanal, Tahun 2008
 (Diedit BPS Tahun 2010)

KODE	NAMA KABUPATEN/KOTA
01	MALINAU
02	BULUNGAN
03	TANA TIDUNG
04	NUNUKAN
71	TARAKAN



Tabel : 26
Table REALISASI PENDAPATAN DAN BELANJA PEMERINTAH DESA SELURUH PROVINSI
 KALIMANTAN UTARA (ribu rupiah), 2013-2014
 ACTUAL REVENUE AND EXPENDITURE OF VILLAGE GOVERNMENT THROUGHOUT
 KALIMANTAN UTARA PROVINCE (thousand rupiahs), 2013-2014

Kabupaten/Kota <i>Regency/Municipality</i>	2013		2014*)	
	Pendapatan <i>Revenue</i>	Belanja <i>Expenditure</i>	Pendapatan <i>Revenue</i>	Belanja <i>Expenditure</i>
(1)	(2)	(3)	(4)	(5)
01 Malinau	129 721 333	139 758 103	119 035 333	121 937 977
02 Bulungan	43 148 232	42 279 873	43 858 663	41 774 215
03 Tana Tidung	31 892 302	32 423 250	33 496 265	36 019 143
04 Nunukan	120 902 857	119 565 807	110 780 112	107 370 426
KALIMANTAN UTARA	325 664 724	334 027 033	307 170 373	307 101 761

*) APB Desa

<http://www.bps.go.id>

Tabel : 26.1 **REALISASI PENDAPATAN DAN BELANJA SELURUH PEMERINTAH DESA DI**
PROVINSI KALIMANTAN UTARA (ribu rupiah), 2013-2014
Table : **ACTUAL REVENUE AND EXPENDITURE OF VILLAGE GOVERNMENT THROUGHOUT**
KALIMANTAN UTARA PROVINCE (thousand rupiahs), 2013-2014

Rincian <i>Classification</i>	2013	2014*)
(1)	(2)	(3)
I. PENDAPATAN/REVENUE	325 664 724	307 170 373
1. Pendapatan Asli Daerah <i>Original Local Government Revenue</i>	1 392 424	1 299 044
2. Bagi Hasil Pajak <i>Tax Share</i>	0	0
3. Bagi Hasil Retribusi <i>Retribution Share</i>	0	0
4. Alokasi Dana Desa <i>Village Allocation Fund</i>	314 266 270	295 054 531
5. Bantuan Keuangan <i>Financial Assistance</i>	9 970 697	10 650 659
6. Hibah <i>Grant</i>	0	0
7. Sumbangan dari Pihak Ketiga <i>Donation from Third Parties</i>	35 333	166 139
II. BELANJA/EXPENDITURE	334 027 033	307 101 761
1. Belanja Pegawai <i>Personnel Expenditure</i>	119 289 116	121 748 601
2. Belanja Barang dan Jasa <i>Goods and Services Expenditure</i>	67 623 151	74 158 609
3. Belanja Modal <i>Capital Expenditure</i>	98 215 607	67 859 800
4. Belanja Subsidi <i>Subsidies Expenditure</i>	133 125	94 667
5. Belanja Hibah <i>Grants Expenditure</i>	17 046 276	11 250 091
6. Belanja Bantuan Sosial <i>Social Assistance Expenditure</i>	9 657 243	8 062 585
7. Belanja Bantuan Keuangan <i>Financial Assistance Expenditure</i>	21 737 098	23 346 830
8. Belanja Tak Terduga <i>Unpredicted Expenditure</i>	325 417	580 578

*) APB Desa

REALISASI PENDAPATAN DAN BELANJA PEMERINTAH DESA, KABUPATEN

Tabel : 26.2 MALINAU PROVINSI KALIMANTAN UTARA (ribu rupiah), 2013-2014

Table

**ACTUAL REVENUE AND EXPENDITURE OF VILLAGE GOVERNMENT OF MALINAU,
KALIMANTAN UTARA (thousand rupiahs), 2013-2014**

Kabupaten / Regency : Malinau

Rincian <i>Classification</i>	2013	2014*)
(1)	(2)	(3)
I. PENDAPATAN/ REVENUE	129 721 333	119 035 333
1. Pendapatan Asli Daerah <i>Original Local Government Revenue</i>	86 000	0
2. Bagi Hasil Pajak <i>Tax Share</i>	0	0
3. Bagi Hasil Retribusi <i>Retribution Share</i>	0	0
4. Alokasi Dana Desa <i>Village Allocation Fund</i>	129 600 000	119 000 000
5. Bantuan Keuangan <i>Financial Assistance</i>	0	0
6. Hibah <i>Grant</i>	0	0
7. Sumbangan dari Pihak Ketiga <i>Donation from Third Parties</i>	35 333	35 333
II. BELANJA/ EXPENDITURE	139 758 103	121 937 977
1. Belanja Pegawai <i>Personnel Expenditure</i>	28 941 716	27 593 391
2. Belanja Barang dan Jasa <i>Goods and Services Expenditure</i>	27 878 233	31 242 387
3. Belanja Modal <i>Capital Expenditure</i>	57 223 731	35 954 466
4. Belanja Subsidi <i>Subsidies Expenditure</i>	0	0
5. Belanja Hibah <i>Grants Expenditure</i>	7 863 573	8 402 922
6. Belanja Bantuan Sosial <i>Social Assistance Expenditure</i>	2 535 812	2 135 273
7. Belanja Bantuan Keuangan <i>Financial Assistance Expenditure</i>	15 315 038	16 609 538
8. Belanja Tak Terduga <i>Unpredicted Expenditure</i>	0	0

*) APB Desa

REALISASI PENDAPATAN DAN BELANJA PEMERINTAH DESA, KABUPATEN

Tabel : 26.3 BULUNGAN PROVINSI KALIMANTAN UTARA (ribu rupiah), 2013-2014

Table

**ACTUAL REVENUE AND EXPENDITURE OF VILLAGE GOVERNMENT OF
BULUNGAN, KALIMANTAN UTARA (thousand rupiahs), 2013-2014**

Kabupaten / Regency : Bulungan

Rincian <i>Classification</i>	2013	2014*)
(1)	(2)	(3)
I. PENDAPATAN/ REVENUE	43 148 232	43 858 663
1. Pendapatan Asli Daerah <i>Original Local Government Revenue</i>	1 160 042	1 276 544
2. Bagi Hasil Pajak <i>Tax Share</i>	0	0
3. Bagi Hasil Retribusi <i>Retribution Share</i>	0	0
4. Alokasi Dana Desa <i>Village Allocation Fund</i>	37 676 958	37 460 119
5. Bantuan Keuangan <i>Financial Assistance</i>	4 311 232	4 991 194
6. Hibah <i>Grant</i>	0	0
7. Sumbangan dari Pihak Ketiga <i>Donation from Third Parties</i>	0	130 806
II. BELANJA/ EXPENDITURE	42 279 873	41 774 215
1. Belanja Pegawai <i>Personnel Expenditure</i>	14 888 139	19 805 995
2. Belanja Barang dan Jasa <i>Goods and Services Expenditure</i>	6 862 454	6 313 587
3. Belanja Modal <i>Capital Expenditure</i>	15 861 217	10 999 953
4. Belanja Subsidi <i>Subsidies Expenditure</i>	133 125	94 667
5. Belanja Hibah <i>Grants Expenditure</i>	0	0
6. Belanja Bantuan Sosial <i>Social Assistance Expenditure</i>	2 239 507	2 531 159
7. Belanja Bantuan Keuangan <i>Financial Assistance Expenditure</i>	2 061 131	1 970 871
8. Belanja Tak Terduga <i>Unpredicted Expenditure</i>	234 300	57 983

*) APB Desa

REALISASI PENDAPATAN DAN BELANJA PEMERINTAH DESA, KABUPATEN TANA

Tabel : 26.4 TIDUNG PROVINSI KALIMANTAN UTARA (ribu rupiah), 2013-2014

Table

**ACTUAL REVENUE AND EXPENDITURE OF VILLAGE GOVERNMENT OF TANA
TIDUNG, KALIMANTAN UTARA (thousand rupiahs), 2013-2014**

Kabupaten / Regency : Tana Tidung

Rincian Classification	2013	2014*)
(1)	(2)	(3)
I. PENDAPATAN/ REVENUE	31 892 302	33 496 265
1. Pendapatan Asli Daerah <i>Original Local Government Revenue</i>	0	0
2. Bagi Hasil Pajak <i>Tax Share</i>	0	0
3. Bagi Hasil Retribusi <i>Retribution Share</i>	0	0
4. Alokasi Dana Desa <i>Village Allocation Fund</i>	31 892 302	33 496 265
5. Bantuan Keuangan <i>Financial Assistance</i>	0	0
6. Hibah <i>Grant</i>	0	0
7. Sumbangan dari Pihak Ketiga <i>Donation from Third Parties</i>	0	0
II. BELANJA/ EXPENDITURE	32 423 250	36 019 143
1. Belanja Pegawai <i>Personnel Expenditure</i>	16 634 885	18 117 342
2. Belanja Barang dan Jasa <i>Goods and Services Expenditure</i>	9 386 503	11 087 303
3. Belanja Modal <i>Capital Expenditure</i>	4 531 207	4 216 253
4. Belanja Subsidi <i>Subsidies Expenditure</i>	0	0
5. Belanja Hibah <i>Grants Expenditure</i>	0	0
6. Belanja Bantuan Sosial <i>Social Assistance Expenditure</i>	1 115 749	982 215
7. Belanja Bantuan Keuangan <i>Financial Assistance Expenditure</i>	751 333	1 371 567
8. Belanja Tak Terduga <i>Unpredicted Expenditure</i>	3 573	244 463

*) APB Desa

REALISASI PENDAPATAN DAN BELANJA PEMERINTAH DESA, KABUPATEN

Tabel : 26.5 NUNUKAN PROVINSI KALIMANTAN UTARA (ribu rupiah), 2013-2014

Table

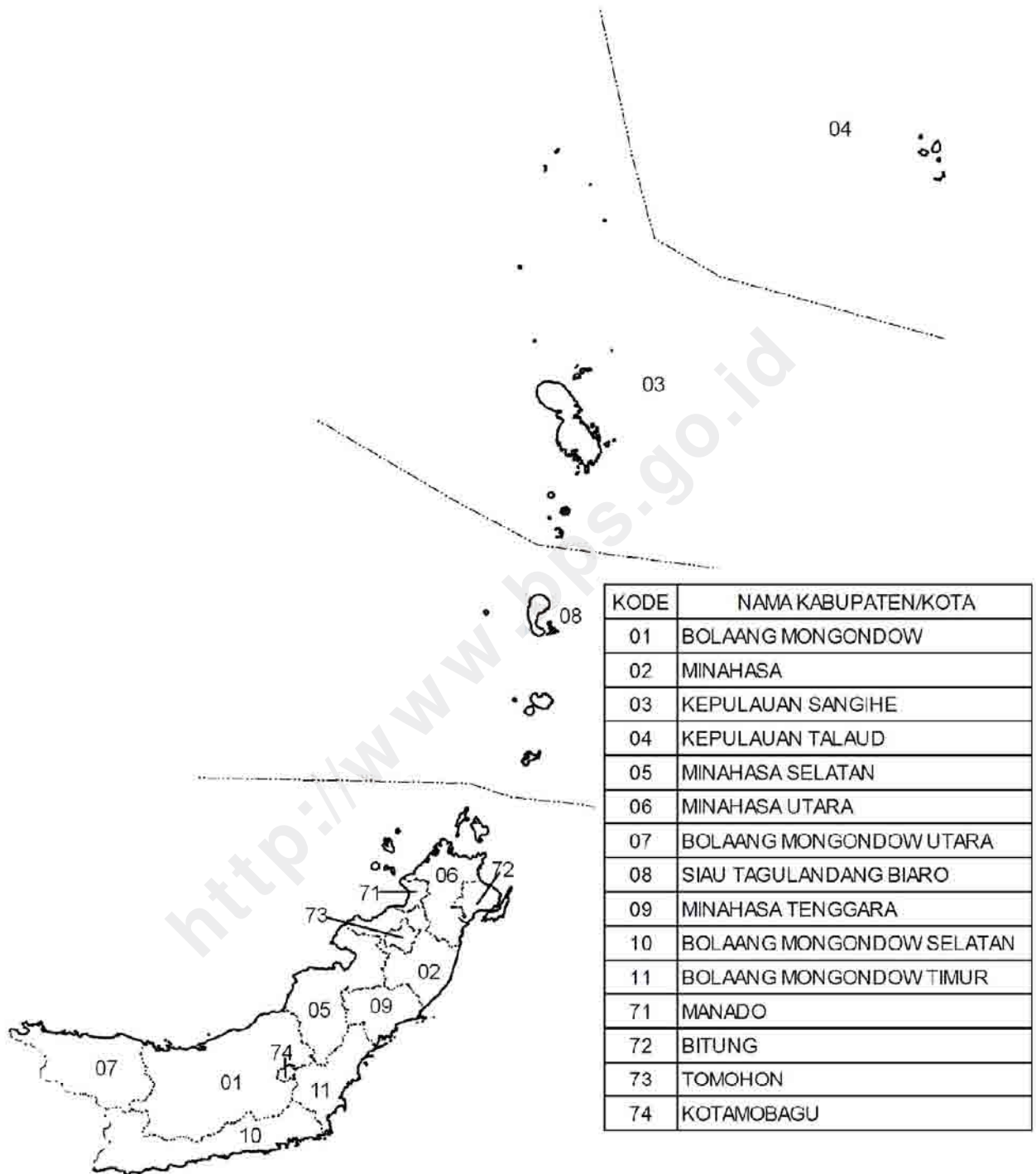
**ACTUAL REVENUE AND EXPENDITURE OF VILLAGE GOVERNMENT OF NUNUKAN,
KALIMANTAN UTARA (thousand rupiahs), 2013-2014**

Kabupaten / Regency : Nunukan

Rincian <i>Classification</i>	2013	2014*)
(1)	(2)	(3)
I. PENDAPATAN/ REVENUE	120 902 857	110 780 112
1. Pendapatan Asli Daerah <i>Original Local Government Revenue</i>	146 382	22 500
2. Bagi Hasil Pajak <i>Tax Share</i>	0	0
3. Bagi Hasil Retribusi <i>Retribution Share</i>	0	0
4. Alokasi Dana Desa <i>Village Allocation Fund</i>	115 097 010	105 098 147
5. Bantuan Keuangan <i>Financial Assistance</i>	5 659 465	5 659 465
6. Hibah <i>Grant</i>	0	0
7. Sumbangan dari Pihak Ketiga <i>Donation from Third Parties</i>	0	0
II. BELANJA/ EXPENDITURE	119 565 807	107 370 426
1. Belanja Pegawai <i>Personnel Expenditure</i>	58 824 376	56 231 873
2. Belanja Barang dan Jasa <i>Goods and Services Expenditure</i>	23 495 961	25 515 332
3. Belanja Modal <i>Capital Expenditure</i>	20 599 452	16 689 128
4. Belanja Subsidi <i>Subsidies Expenditure</i>	0	0
5. Belanja Hibah <i>Grants Expenditure</i>	9 182 703	2 847 169
6. Belanja Bantuan Sosial <i>Social Assistance Expenditure</i>	3 766 175	2 413 938
7. Belanja Bantuan Keuangan <i>Financial Assistance Expenditure</i>	3 609 596	3 394 854
8. Belanja Tak Terduga <i>Unpredicted Expenditure</i>	87 544	278 132

*) APB Desa

Gambar **Peta Indeks Provinsi Sulawesi Utara menurut Kabupaten/Kota**
 : 24
Figure *Index Map of Sulawesi Utara Province by Regency/Municipality*



Legenda

- — — — — Batas Negara
- - - - - Batas Provinsi
- Batas Kabupaten
- . - . - . Batas Kecamatan
- Batas Desa
- — — — — Garis Pantai / Batas Perairan

Sumber :
 Peta Digital Batas Wilayah dari Bakosurtanal, Tahun 2008
 (Diedit BPS Tahun 2010)

Tabel : 27
Table REALISASI PENDAPATAN DAN BELANJA PEMERINTAH DESA SELURUH PROVINSI
 SULAWESI UTARA (ribu rupiah), 2013-2014
 ACTUAL REVENUE AND EXPENDITURE OF VILLAGE GOVERNMENT THROUGHOUT
 SULAWESI UTARA PROVINCE (thousand rupiahs), 2013-2014

Kabupaten/Kota <i>Regency/Municipality</i>	2013		2014*)	
	Pendapatan <i>Revenue</i>	Belanja <i>Expenditure</i>	Pendapatan <i>Revenue</i>	Belanja <i>Expenditure</i>
(1)	(2)	(3)	(4)	(5)
01 Bolaang Mongondow	30 592 417	27 325 662	25 975 059	25 732 306
02 Minahasa	48 204 055	48 188 065	49 587 079	49 471 090
03 Kepulauan Sangihe	20 651 444	20 649 428	19 366 849	19 120 450
04 Kepulauan Talaud	22 972 090	21 842 515	23 183 837	22 068 537
05 Minahasa Selatan	37 390 465	36 335 630	40 308 210	36 974 766
06 Minahasa Utara	33 634 295	31 658 837	34 291 455	34 404 375
07 Bolaang Mongondow Utara	11 986 926	11 012 087	13 292 960	12 001 053
08 Siau Tagulandang Biaro	20 415 682	15 976 787	23 949 495	18 654 760
09 Minahasa Tenggara	19 696 129	19 244 966	20 829 613	19 820 756
10 Bolaang Mongondow Selatan	13 533 146	13 377 345	18 111 293	18 138 350
11 Bolaang Mongondow Timur	17 752 480	17 495 652	17 353 930	17 302 816
73 Tomohon	1 022 250	649 375	1 021 750	649 375
74 Kotamobagu	5 039 817	4 869 671	4 828 065	4 494 127
SULAWESI UTARA	282 891 196	268 626 020	292 099 595	278 832 761

*) APB Desa

Tabel : 27.1 **REALISASI PENDAPATAN DAN BELANJA SELURUH PEMERINTAH DESA DI**
Table : 27.1 **PROVINSI SULAWESI UTARA (ribu rupiah), 2013-2014**
ACTUAL REVENUE AND EXPENDITURE OF VILLAGE GOVERNMENT THROUGHOUT
SULAWESI UTARA PROVINCE (thousand rupiahs), 2013-2014

Rincian <i>Classification</i>	2013	2014*)
(1)	(2)	(3)
I. PENDAPATAN/REVENUE	282 891 196	292 099 595
1. Pendapatan Asli Daerah <i>Original Local Government Revenue</i>	37 664 795	34 078 325
2. Bagi Hasil Pajak <i>Tax Share</i>	717 210	1 914 459
3. Bagi Hasil Retribusi <i>Retribution Share</i>	168 328	157 095
4. Alokasi Dana Desa <i>Village Allocation Fund</i>	90 668 909	95 707 161
5. Bantuan Keuangan <i>Financial Assistance</i>	104 876 635	96 165 973
6. Hibah <i>Grant</i>	39 733 471	51 062 693
7. Sumbangan dari Pihak Ketiga <i>Donation from Third Parties</i>	9 061 848	13 013 889
II. BELANJA/EXPENDITURE	268 626 020	278 832 761
1. Belanja Pegawai <i>Personnel Expenditure</i>	107 912 363	109 345 319
2. Belanja Barang dan Jasa <i>Goods and Services Expenditure</i>	30 720 169	33 253 790
3. Belanja Modal <i>Capital Expenditure</i>	108 701 752	114 453 569
4. Belanja Subsidi <i>Subsidies Expenditure</i>	534 359	507 659
5. Belanja Hibah <i>Grants Expenditure</i>	14 479 456	15 526 495
6. Belanja Bantuan Sosial <i>Social Assistance Expenditure</i>	3 440 271	3 109 985
7. Belanja Bantuan Keuangan <i>Financial Assistance Expenditure</i>	1 207 781	1 202 789
8. Belanja Tak Terduga <i>Unpredicted Expenditure</i>	1 629 869	1 433 155

*) APB Desa

REALISASI PENDAPATAN DAN BELANJA PEMERINTAH DESA, KABUPATEN

Tabel : 27.2 BOLAANG MONGONDOW PROVINSI SULAWESI UTARA (ribu rupiah), 2013-2014

Table

ACTUAL REVENUE AND EXPENDITURE OF VILLAGE GOVERNMENT OF BOLAANG MONGONDOW, SULAWESI UTARA (thousand rupiahs), 2013-2014

Kabupaten / Regency : Bolaang Mongondow

Rincian <i>Classification</i>	2013	2014*)
(1)	(2)	(3)
I. PENDAPATAN/ REVENUE	30 592 417	25 975 059
1. Pendapatan Asli Daerah <i>Original Local Government Revenue</i>	4 794 088	3 477 342
2. Bagi Hasil Pajak <i>Tax Share</i>	0	1 229 250
3. Bagi Hasil Retribusi <i>Retribution Share</i>	0	0
4. Alokasi Dana Desa <i>Village Allocation Fund</i>	8 554 549	8 110 224
5. Bantuan Keuangan <i>Financial Assistance</i>	13 965 447	9 854 910
6. Hibah <i>Grant</i>	3 228 333	3 228 333
7. Sumbangan dari Pihak Ketiga <i>Donation from Third Parties</i>	50 000	75 000
II. BELANJA/ EXPENDITURE	27 325 662	25 732 306
1. Belanja Pegawai <i>Personnel Expenditure</i>	19 989 261	17 683 008
2. Belanja Barang dan Jasa <i>Goods and Services Expenditure</i>	1 872 618	2 566 617
3. Belanja Modal <i>Capital Expenditure</i>	5 381 585	5 400 483
4. Belanja Subsidi <i>Subsidies Expenditure</i>	0	0
5. Belanja Hibah <i>Grants Expenditure</i>	0	0
6. Belanja Bantuan Sosial <i>Social Assistance Expenditure</i>	0	0
7. Belanja Bantuan Keuangan <i>Financial Assistance Expenditure</i>	0	0
8. Belanja Tak Terduga <i>Unpredicted Expenditure</i>	82 198	82 198

*) APB Desa

REALISASI PENDAPATAN DAN BELANJA PEMERINTAH DESA, KABUPATEN

Tabel : 27.3 MINAHASA PROVINSI SULAWESI UTARA (ribu rupiah), 2013-2014

Table

**ACTUAL REVENUE AND EXPENDITURE OF VILLAGE GOVERNMENT OF MINAHASA,
SULAWESI UTARA (thousand rupiahs), 2013-2014**

Kabupaten / Regency : Minahasa

Rincian <i>Classification</i>	2013	2014*)
(1)	(2)	(3)
I. PENDAPATAN/ REVENUE	48 204 055	49 587 079
1. Pendapatan Asli Daerah <i>Original Local Government Revenue</i>	13 278 662	11 637 775
2. Bagi Hasil Pajak <i>Tax Share</i>	44 128	44 128
3. Bagi Hasil Retribusi <i>Retribution Share</i>	0	0
4. Alokasi Dana Desa <i>Village Allocation Fund</i>	9 271 875	9 603 925
5. Bantuan Keuangan <i>Financial Assistance</i>	19 622 640	18 118 844
6. Hibah <i>Grant</i>	5 028 500	9 097 407
7. Sumbangan dari Pihak Ketiga <i>Donation from Third Parties</i>	958 250	1 085 000
II. BELANJA/ EXPENDITURE	48 188 065	49 471 090
1. Belanja Pegawai <i>Personnel Expenditure</i>	4 128 139	4 145 914
2. Belanja Barang dan Jasa <i>Goods and Services Expenditure</i>	1 824 729	1 783 111
3. Belanja Modal <i>Capital Expenditure</i>	41 827 622	43 310 604
4. Belanja Subsidi <i>Subsidies Expenditure</i>	0	0
5. Belanja Hibah <i>Grants Expenditure</i>	185 250	0
6. Belanja Bantuan Sosial <i>Social Assistance Expenditure</i>	137 500	137 500
7. Belanja Bantuan Keuangan <i>Financial Assistance Expenditure</i>	0	0
8. Belanja Tak Terduga <i>Unpredicted Expenditure</i>	84 825	93 961

*) APB Desa

Tabel : 27.4 REALISASI PENDAPATAN DAN BELANJA PEMERINTAH DESA, KABUPATEN
Table KEPULAUAN SANGIHE PROVINSI SULAWESI UTARA (ribu rupiah), 2013-2014
ACTUAL REVENUE AND EXPENDITURE OF VILLAGE GOVERNMENT OF
KEPULAUAN SANGIHE, SULAWESI UTARA (thousand rupiahs), 2013-2014

Kabupaten / Regency : Kepulauan Sangihe

Rincian <i>Classification</i>	2013	2014*)
(1)	(2)	(3)
I. PENDAPATAN/ REVENUE	20 651 444	19 366 849
1. Pendapatan Asli Daerah <i>Original Local Government Revenue</i>	1 956 082	1 652 439
2. Bagi Hasil Pajak <i>Tax Share</i>	94 640	97 440
3. Bagi Hasil Retribusi <i>Retribution Share</i>	0	0
4. Alokasi Dana Desa <i>Village Allocation Fund</i>	7 343 424	8 441 920
5. Bantuan Keuangan <i>Financial Assistance</i>	11 134 798	9 052 550
6. Hibah <i>Grant</i>	122 500	122 500
7. Sumbangan dari Pihak Ketiga <i>Donation from Third Parties</i>	0	0
II. BELANJA/ EXPENDITURE	20 649 428	19 120 450
1. Belanja Pegawai <i>Personnel Expenditure</i>	9 728 773	10 014 149
2. Belanja Barang dan Jasa <i>Goods and Services Expenditure</i>	4 868 102	5 874 793
3. Belanja Modal <i>Capital Expenditure</i>	4 829 949	1 983 536
4. Belanja Subsidi <i>Subsidies Expenditure</i>	67 200	84 000
5. Belanja Hibah <i>Grants Expenditure</i>	0	0
6. Belanja Bantuan Sosial <i>Social Assistance Expenditure</i>	831 376	761 040
7. Belanja Bantuan Keuangan <i>Financial Assistance Expenditure</i>	0	0
8. Belanja Tak Terduga <i>Unpredicted Expenditure</i>	324 028	402 932

*) APB Desa

Tabel : 27.5 REALISASI PENDAPATAN DAN BELANJA PEMERINTAH DESA, KABUPATEN
Table KEPULAUAN TALAUD PROVINSI SULAWESI UTARA (ribu rupiah), 2013-2014
ACTUAL REVENUE AND EXPENDITURE OF VILLAGE GOVERNMENT OF
KEPULAUAN TALAUD, SULAWESI UTARA (thousand rupiahs), 2013-2014

Kabupaten / Regency : Kepulauan Talaud

Rincian <i>Classification</i>	2013	2014*)
(1)	(2)	(3)
I. PENDAPATAN/ REVENUE	22 972 090	23 183 837
1. Pendapatan Asli Daerah <i>Original Local Government Revenue</i>	1 072 046	871 262
2. Bagi Hasil Pajak <i>Tax Share</i>	324 000	325 798
3. Bagi Hasil Retribusi <i>Retribution Share</i>	153 796	142 563
4. Alokasi Dana Desa <i>Village Allocation Fund</i>	12 924 424	13 279 415
5. Bantuan Keuangan <i>Financial Assistance</i>	8 366 118	8 366 118
6. Hibah <i>Grant</i>	0	0
7. Sumbangan dari Pihak Ketiga <i>Donation from Third Parties</i>	131 706	198 681
II. BELANJA/ EXPENDITURE	21 842 515	22 068 537
1. Belanja Pegawai <i>Personnel Expenditure</i>	10 401 656	10 523 412
2. Belanja Barang dan Jasa <i>Goods and Services Expenditure</i>	1 925 695	2 040 845
3. Belanja Modal <i>Capital Expenditure</i>	9 277 015	9 247 331
4. Belanja Subsidi <i>Subsidies Expenditure</i>	0	0
5. Belanja Hibah <i>Grants Expenditure</i>	0	0
6. Belanja Bantuan Sosial <i>Social Assistance Expenditure</i>	58 750	58 750
7. Belanja Bantuan Keuangan <i>Financial Assistance Expenditure</i>	70 500	82 250
8. Belanja Tak Terduga <i>Unpredicted Expenditure</i>	108 899	115 949

*) APB Desa

REALISASI PENDAPATAN DAN BELANJA PEMERINTAH DESA, KABUPATEN

Tabel : 27.6 MINAHASA SELATAN PROVINSI SULAWESI UTARA (ribu rupiah), 2013-2014
Table

ACTUAL REVENUE AND EXPENDITURE OF VILLAGE GOVERNMENT OF MINAHASA SELATAN, SULAWESI UTARA (thousand rupiahs), 2013-2014

Kabupaten / Regency : Minahasa Selatan

Rincian <i>Classification</i>	2013	2014*)
(1)	(2)	(3)
I. PENDAPATAN/ REVENUE	37 390 465	40 308 210
1. Pendapatan Asli Daerah <i>Original Local Government Revenue</i>	4 750 682	4 829 255
2. Bagi Hasil Pajak <i>Tax Share</i>	10 539	10 539
3. Bagi Hasil Retribusi <i>Retribution Share</i>	2 932	2 932
4. Alokasi Dana Desa <i>Village Allocation Fund</i>	4 546 523	4 874 886
5. Bantuan Keuangan <i>Financial Assistance</i>	8 391 382	10 902 191
6. Hibah <i>Grant</i>	19 329 552	19 329 552
7. Sumbangan dari Pihak Ketiga <i>Donation from Third Parties</i>	358 855	358 855
II. BELANJA/ EXPENDITURE	36 335 630	36 974 766
1. Belanja Pegawai <i>Personnel Expenditure</i>	10 314 317	10 898 335
2. Belanja Barang dan Jasa <i>Goods and Services Expenditure</i>	1 967 528	2 022 646
3. Belanja Modal <i>Capital Expenditure</i>	10 333 579	10 333 579
4. Belanja Subsidi <i>Subsidies Expenditure</i>	317 809	317 809
5. Belanja Hibah <i>Grants Expenditure</i>	11 803 500	11 803 500
6. Belanja Bantuan Sosial <i>Social Assistance Expenditure</i>	895 964	895 964
7. Belanja Bantuan Keuangan <i>Financial Assistance Expenditure</i>	576 982	576 982
8. Belanja Tak Terduga <i>Unpredicted Expenditure</i>	125 951	125 951

*) APB Desa

REALISASI PENDAPATAN DAN BELANJA PEMERINTAH DESA, KABUPATEN

Tabel : 27.7 MINAHASA UTARA PROVINSI SULAWESI UTARA (ribu rupiah), 2013-2014
Table

**ACTUAL REVENUE AND EXPENDITURE OF VILLAGE GOVERNMENT OF MINAHASA
 UTARA, SULAWESI UTARA (thousand rupiahs), 2013-2014**

Kabupaten / Regency : Minahasa Utara

Rincian <i>Classification</i>	2013	2014*)
(1)	(2)	(3)
I. PENDAPATAN/ REVENUE	33 634 295	34 291 455
1. Pendapatan Asli Daerah <i>Original Local Government Revenue</i>	4 856 534	4 936 767
2. Bagi Hasil Pajak <i>Tax Share</i>	61 288	61 288
3. Bagi Hasil Retribusi <i>Retribution Share</i>	11 600	11 600
4. Alokasi Dana Desa <i>Village Allocation Fund</i>	6 593 583	6 593 583
5. Bantuan Keuangan <i>Financial Assistance</i>	16 719 501	12 423 944
6. Hibah <i>Grant</i>	2 481 955	7 315 289
7. Sumbangan dari Pihak Ketiga <i>Donation from Third Parties</i>	2 909 834	2 948 984
II. BELANJA/ EXPENDITURE	31 658 837	34 404 375
1. Belanja Pegawai <i>Personnel Expenditure</i>	17 833 607	16 283 373
2. Belanja Barang dan Jasa <i>Goods and Services Expenditure</i>	7 249 828	6 057 878
3. Belanja Modal <i>Capital Expenditure</i>	5 771 869	10 332 157
4. Belanja Subsidi <i>Subsidies Expenditure</i>	0	0
5. Belanja Hibah <i>Grants Expenditure</i>	33 833	1 167 166
6. Belanja Bantuan Sosial <i>Social Assistance Expenditure</i>	549 300	405 267
7. Belanja Bantuan Keuangan <i>Financial Assistance Expenditure</i>	58 000	53 167
8. Belanja Tak Terduga <i>Unpredicted Expenditure</i>	162 400	105 367

*) APB Desa

REALISASI PENDAPATAN DAN BELANJA PEMERINTAH DESA, KABUPATEN

**Tabel : 27.8 BOLAANG MONGONDOW UTARA PROVINSI SULAWESI UTARA (ribu rupiah), 2013-
Table ACTUAL REVENUE AND EXPENDITURE OF VILLAGE GOVERNMENT OF BOLAANG
MONGONDOW UTARA, SULAWESI UTARA (thousand rupiahs), 2013-2014**

Kabupaten / Regency : Bolaang Mongondow Utara

Rincian <i>Classification</i>	2013	2014*)
(1)	(2)	(3)
I. PENDAPATAN/ REVENUE	11 986 926	13 292 960
1. Pendapatan Asli Daerah <i>Original Local Government Revenue</i>	3 256 392	3 660 357
2. Bagi Hasil Pajak <i>Tax Share</i>	10 194	10 247
3. Bagi Hasil Retribusi <i>Retribution Share</i>	0	0
4. Alokasi Dana Desa <i>Village Allocation Fund</i>	3 820 500	4 100 429
5. Bantuan Keuangan <i>Financial Assistance</i>	4 899 840	5 521 927
6. Hibah <i>Grant</i>	0	0
7. Sumbangan dari Pihak Ketiga <i>Donation from Third Parties</i>	0	0
II. BELANJA/ EXPENDITURE	11 012 087	12 001 053
1. Belanja Pegawai <i>Personnel Expenditure</i>	7 032 442	8 592 294
2. Belanja Barang dan Jasa <i>Goods and Services Expenditure</i>	960 461	1 436 174
3. Belanja Modal <i>Capital Expenditure</i>	3 006 484	1 959 885
4. Belanja Subsidi <i>Subsidies Expenditure</i>	5 850	5 850
5. Belanja Hibah <i>Grants Expenditure</i>	0	0
6. Belanja Bantuan Sosial <i>Social Assistance Expenditure</i>	0	0
7. Belanja Bantuan Keuangan <i>Financial Assistance Expenditure</i>	0	0
8. Belanja Tak Terduga <i>Unpredicted Expenditure</i>	6 850	6 850

*) APB Desa

REALISASI PENDAPATAN DAN BELANJA PEMERINTAH DESA, KABUPATEN SIAU

Tabel : 27.9 TAGULANDANG BIARO PROVINSI SULAWESI UTARA (ribu rupiah), 2013-2014
Table ACTUAL REVENUE AND EXPENDITURE OF VILLAGE GOVERNMENT OF SIAU TAGULANDANG BIARO, SULAWESI UTARA (thousand rupiahs), 2013-2014

Kabupaten / Regency : Siau Tagulandang Biaro

Rincian <i>Classification</i>	2013	2014*)
(1)	(2)	(3)
I. PENDAPATAN/ REVENUE	20 415 682	23 949 495
1. Pendapatan Asli Daerah <i>Original Local Government Revenue</i>	84 657	80 379
2. Bagi Hasil Pajak <i>Tax Share</i>	53 652	17 000
3. Bagi Hasil Retribusi <i>Retribution Share</i>	0	0
4. Alokasi Dana Desa <i>Village Allocation Fund</i>	17 073 275	20 000 088
5. Bantuan Keuangan <i>Financial Assistance</i>	3 204 098	3 852 028
6. Hibah <i>Grant</i>	0	0
7. Sumbangan dari Pihak Ketiga <i>Donation from Third Parties</i>	0	0
II. BELANJA/ EXPENDITURE	15 976 787	18 654 760
1. Belanja Pegawai <i>Personnel Expenditure</i>	7 410 554	8 922 508
2. Belanja Barang dan Jasa <i>Goods and Services Expenditure</i>	2 613 166	3 656 918
3. Belanja Modal <i>Capital Expenditure</i>	5 533 845	5 686 056
4. Belanja Subsidi <i>Subsidies Expenditure</i>	0	0
5. Belanja Hibah <i>Grants Expenditure</i>	376 444	269 500
6. Belanja Bantuan Sosial <i>Social Assistance Expenditure</i>	0	77 000
7. Belanja Bantuan Keuangan <i>Financial Assistance Expenditure</i>	0	0
8. Belanja Tak Terduga <i>Unpredicted Expenditure</i>	42 778	42 778

*) APB Desa

REALISASI PENDAPATAN DAN BELANJA PEMERINTAH DESA, KABUPATEN

Tabel : 27.10 MINAHASA TENGGARA PROVINSI SULAWESI UTARA (ribu rupiah), 2013-2014
Table

**ACTUAL REVENUE AND EXPENDITURE OF VILLAGE GOVERNMENT OF MINAHASA
 TENGGARA, SULAWESI UTARA (thousand rupiahs), 2013-2014**

Kabupaten / Regency : Minahasa Tenggara

Rincian <i>Classification</i>	2013	2014*)
(1)	(2)	(3)
I. PENDAPATAN/ REVENUE	19 696 129	20 829 613
1. Pendapatan Asli Daerah <i>Original Local Government Revenue</i>	1 238 531	1 245 465
2. Bagi Hasil Pajak <i>Tax Share</i>	81 126	81 126
3. Bagi Hasil Retribusi <i>Retribution Share</i>	0	0
4. Alokasi Dana Desa <i>Village Allocation Fund</i>	5 394 797	5 156 197
5. Bantuan Keuangan <i>Financial Assistance</i>	5 952 675	7 317 825
6. Hibah <i>Grant</i>	2 964 250	2 964 250
7. Sumbangan dari Pihak Ketiga <i>Donation from Third Parties</i>	4 064 750	4 064 750
II. BELANJA/ EXPENDITURE	19 244 966	19 820 756
1. Belanja Pegawai <i>Personnel Expenditure</i>	5 242 954	6 071 989
2. Belanja Barang dan Jasa <i>Goods and Services Expenditure</i>	1 503 454	1 436 196
3. Belanja Modal <i>Capital Expenditure</i>	12 240 183	12 055 196
4. Belanja Subsidi <i>Subsidies Expenditure</i>	0	0
5. Belanja Hibah <i>Grants Expenditure</i>	0	0
6. Belanja Bantuan Sosial <i>Social Assistance Expenditure</i>	89 750	88 750
7. Belanja Bantuan Keuangan <i>Financial Assistance Expenditure</i>	0	0
8. Belanja Tak Terduga <i>Unpredicted Expenditure</i>	168 625	168 625

*) APB Desa

REALISASI PENDAPATAN DAN BELANJA PEMERINTAH DESA, KABUPATEN

**Tabel : 27.11 BOLAANG MONGONDOW SELATAN PROVINSI SULAWESI UTARA (ribu rupiah),
Table *ACTUAL REVENUE AND EXPENDITURE OF VILLAGE GOVERNMENT OF BOLAANG MONGONDOW SELATAN, SULAWESI UTARA (thousand rupiahs), 2013-2014***

Kabupaten / Regency : Bolaang Mongondow Selatan

Rincian <i>Classification</i>	2013	2014*)
(1)	(2)	(3)
I. PENDAPATAN/ REVENUE	13 533 146	18 111 293
1. Pendapatan Asli Daerah <i>Original Local Government Revenue</i>	1 087 167	550 796
2. Bagi Hasil Pajak <i>Tax Share</i>	16 917	16 917
3. Bagi Hasil Retribusi <i>Retribution Share</i>	0	0
4. Alokasi Dana Desa <i>Village Allocation Fund</i>	5 348 228	5 646 742
5. Bantuan Keuangan <i>Financial Assistance</i>	5 655 000	3 791 000
6. Hibah <i>Grant</i>	1 256 667	4 026 505
7. Sumbangan dari Pihak Ketiga <i>Donation from Third Parties</i>	169 167	4 079 333
II. BELANJA/ EXPENDITURE	13 377 345	18 138 350
1. Belanja Pegawai <i>Personnel Expenditure</i>	6 175 028	6 724 945
2. Belanja Barang dan Jasa <i>Goods and Services Expenditure</i>	2 250 945	2 617 925
3. Belanja Modal <i>Capital Expenditure</i>	3 276 323	7 325 712
4. Belanja Subsidi <i>Subsidies Expenditure</i>	43 500	0
5. Belanja Hibah <i>Grants Expenditure</i>	609 000	814 900
6. Belanja Bantuan Sosial <i>Social Assistance Expenditure</i>	135 333	0
7. Belanja Bantuan Keuangan <i>Financial Assistance Expenditure</i>	502 299	490 390
8. Belanja Tak Terduga <i>Unpredicted Expenditure</i>	384 917	164 478

*) APB Desa

REALISASI PENDAPATAN DAN BELANJA PEMERINTAH DESA, KABUPATEN

**Tabel : 27.12 BOLAANG MONGONDOW TIMUR PROVINSI SULAWESI UTARA (ribu rupiah), 2013-
Table ACTUAL REVENUE AND EXPENDITURE OF VILLAGE GOVERNMENT OF BOLAANG
MONGONDOW TIMUR, SULAWESI UTARA (thousand rupiahs), 2013-2014**

Kabupaten / Regency : Bolaang Mongondow Timur

Rincian <i>Classification</i>	2013	2014*)
(1)	(2)	(3)
I. PENDAPATAN/ REVENUE	17 752 480	17 353 930
1. Pendapatan Asli Daerah <i>Original Local Government Revenue</i>	809 554	651 840
2. Bagi Hasil Pajak <i>Tax Share</i>	11 476	11 476
3. Bagi Hasil Retribusi <i>Retribution Share</i>	0	0
4. Alokasi Dana Desa <i>Village Allocation Fund</i>	7 620 164	7 722 185
5. Bantuan Keuangan <i>Financial Assistance</i>	3 811 286	3 811 286
6. Hibah <i>Grant</i>	5 321 714	4 978 857
7. Sumbangan dari Pihak Ketiga <i>Donation from Third Parties</i>	178 286	178 286
II. BELANJA/ EXPENDITURE	17 495 652	17 302 816
1. Belanja Pegawai <i>Personnel Expenditure</i>	6 970 157	7 198 157
2. Belanja Barang dan Jasa <i>Goods and Services Expenditure</i>	2 508 412	2 488 156
3. Belanja Modal <i>Capital Expenditure</i>	5 751 542	5 350 962
4. Belanja Subsidi <i>Subsidies Expenditure</i>	0	0
5. Belanja Hibah <i>Grants Expenditure</i>	1 471 429	1 471 429
6. Belanja Bantuan Sosial <i>Social Assistance Expenditure</i>	685 714	685 714
7. Belanja Bantuan Keuangan <i>Financial Assistance Expenditure</i>	0	0
8. Belanja Tak Terduga <i>Unpredicted Expenditure</i>	108 398	108 398

*) APB Desa

REALISASI PENDAPATAN DAN BELANJA PEMERINTAH DESA, KOTA TOMOHON

Tabel : 27.13 PROVINSI SULAWESI UTARA (ribu rupiah), 2013-2014

Table

**ACTUAL REVENUE AND EXPENDITURE OF VILLAGE GOVERNMENT OF TOMOHON,
SULAWESI UTARA (thousand rupiahs), 2013-2014**

Kota / Municipality : Tomohon

Rincian <i>Classification</i>	2013	2014*)
(1)	(2)	(3)
I. PENDAPATAN/ REVENUE	1 022 250	1 021 750
1. Pendapatan Asli Daerah <i>Original Local Government Revenue</i>	112 500	112 500
2. Bagi Hasil Pajak <i>Tax Share</i>	9 250	9 250
3. Bagi Hasil Retribusi <i>Retribution Share</i>	0	0
4. Alokasi Dana Desa <i>Village Allocation Fund</i>	475 000	475 000
5. Bantuan Keuangan <i>Financial Assistance</i>	400 500	400 000
6. Hibah <i>Grant</i>	0	0
7. Sumbangan dari Pihak Ketiga <i>Donation from Third Parties</i>	25 000	25 000
II. BELANJA/ EXPENDITURE	649 375	649 375
1. Belanja Pegawai <i>Personnel Expenditure</i>	439 375	439 375
2. Belanja Barang dan Jasa <i>Goods and Services Expenditure</i>	110 000	110 000
3. Belanja Modal <i>Capital Expenditure</i>	0	0
4. Belanja Subsidi <i>Subsidies Expenditure</i>	100 000	100 000
5. Belanja Hibah <i>Grants Expenditure</i>	0	0
6. Belanja Bantuan Sosial <i>Social Assistance Expenditure</i>	0	0
7. Belanja Bantuan Keuangan <i>Financial Assistance Expenditure</i>	0	0
8. Belanja Tak Terduga <i>Unpredicted Expenditure</i>	0	0

*) APB Desa

REALISASI PENDAPATAN DAN BELANJA PEMERINTAH DESA, KOTA

Tabel : 27.14 KOTAMOBAGU PROVINSI SULAWESI UTARA (ribu rupiah), 2013-2014

Table

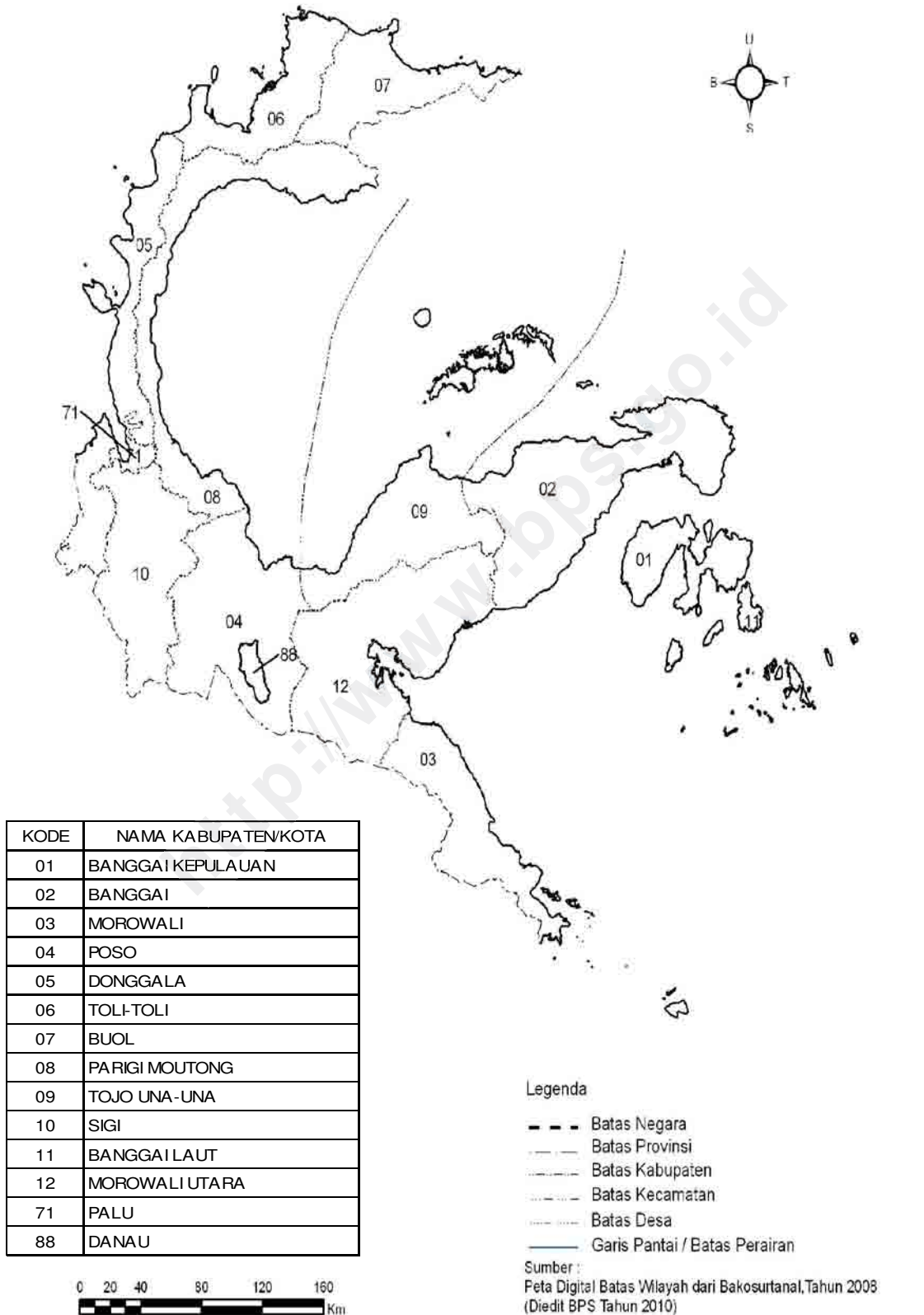
**ACTUAL REVENUE AND EXPENDITURE OF VILLAGE GOVERNMENT OF
KOTAMOBAGU, SULAWESI UTARA (thousand rupiahs), 2013-2014**

Kota / Municipality : Kotamobagu

Rincian <i>Classification</i>	2013	2014*)
(1)	(2)	(3)
I. PENDAPATAN/ REVENUE	5 039 817	4 828 065
1. Pendapatan Asli Daerah <i>Original Local Government Revenue</i>	367 900	372 148
2. Bagi Hasil Pajak <i>Tax Share</i>	0	0
3. Bagi Hasil Retribusi <i>Retribution Share</i>	0	0
4. Alokasi Dana Desa <i>Village Allocation Fund</i>	1 702 567	1 702 567
5. Bantuan Keuangan <i>Financial Assistance</i>	2 753 350	2 753 350
6. Hibah <i>Grant</i>	0	0
7. Sumbangan dari Pihak Ketiga <i>Donation from Third Parties</i>	216 000	0
II. BELANJA/ EXPENDITURE	4 869 671	4 494 127
1. Belanja Pegawai <i>Personnel Expenditure</i>	2 246 100	1 847 860
2. Belanja Barang dan Jasa <i>Goods and Services Expenditure</i>	1 065 231	1 162 531
3. Belanja Modal <i>Capital Expenditure</i>	1 471 756	1 468 068
4. Belanja Subsidi <i>Subsidies Expenditure</i>	0	0
5. Belanja Hibah <i>Grants Expenditure</i>	0	0
6. Belanja Bantuan Sosial <i>Social Assistance Expenditure</i>	56 584	0
7. Belanja Bantuan Keuangan <i>Financial Assistance Expenditure</i>	0	0
8. Belanja Tak Terduga <i>Unpredicted Expenditure</i>	30 000	15 668

*) APB Desa

Gambar **Peta Indeks Provinsi Sulawesi Tengah menurut Kabupaten/Kota**
..... : 25
Figure **Index Map of Sulawesi Tengah Province by Regency/Municipality**



Tabel : 28
Table REALISASI PENDAPATAN DAN BELANJA PEMERINTAH DESA SELURUH PROVINSI
 SULAWESI TENGAH (ribu rupiah), 2013-2014
 ACTUAL REVENUE AND EXPENDITURE OF VILLAGE GOVERNMENT THROUGHOUT
 SULAWESI TENGAH PROVINCE (thousand rupiahs), 2013-2014

Kabupaten/Kota <i>Regency/Municipality</i>	2013		2014 ^{*)}	
	Pendapatan <i>Revenue</i>	Belanja <i>Expenditure</i>	Pendapatan <i>Revenue</i>	Belanja <i>Expenditure</i>
(1)	(2)	(3)	(4)	(5)
01 Banggai Kepulauan	15 149 803	15 149 803	11 533 704	11 533 704
02 Banggai	37 541 180	37 424 204	50 339 645	50 182 627
03 Morowali	30 643 006	29 506 426	23 635 255	22 498 675
04 Poso	24 186 532	23 502 281	23 821 763	23 737 972
05 Donggala	14 702 221	16 120 879	22 017 482	22 081 322
06 Toli-Toli	12 147 110	10 641 111	12 488 594	11 877 665
07 Buol	22 351 186	24 560 515	21 125 206	23 673 583
08 Parigi Moutong	22 438 312	22 101 041	22 132 942	22 087 942
09 Tojo Una-Una	15 705 514	15 939 773	16 595 518	16 817 173
10 Sigi	20 240 872	20 180 518	20 007 162	0
SULAWESI TENGAH	215 105 736	215 126 551	223 697 271	204 490 663

^{*)} APB Desa

Tabel : 28.1 REALISASI PENDAPATAN DAN BELANJA SELURUH PEMERINTAH DESA DI PROVINSI SULAWESI TENGAH (ribu rupiah), 2013-2014
Table : 28.1 ACTUAL REVENUE AND EXPENDITURE OF VILLAGE GOVERNMENT THROUGHOUT SULAWESI TENGAH PROVINCE (thousand rupiahs), 2013-2014

Rincian <i>Classification</i>	2013	2014*)
(1)	(2)	(3)
I. PENDAPATAN/REVENUE	215 105 736	223 697 271
1. Pendapatan Asli Daerah <i>Original Local Government Revenue</i>	10 740 319	10 400 505
2. Bagi Hasil Pajak <i>Tax Share</i>	3 602 458	3 107 861
3. Bagi Hasil Retribusi <i>Retribution Share</i>	1 313 662	2 181 548
4. Alokasi Dana Desa <i>Village Allocation Fund</i>	138 867 684	150 903 330
5. Bantuan Keuangan <i>Financial Assistance</i>	50 560 419	49 513 655
6. Hibah <i>Grant</i>	9 252 979	6 220 885
7. Sumbangan dari Pihak Ketiga <i>Donation from Third Parties</i>	768 215	1 369 487
II. BELANJA/EXPENDITURE	215 126 551	204 490 663
1. Belanja Pegawai <i>Personnel Expenditure</i>	87 197 885	83 365 679
2. Belanja Barang dan Jasa <i>Goods and Services Expenditure</i>	40 637 319	41 199 286
3. Belanja Modal <i>Capital Expenditure</i>	62 700 941	61 590 639
4. Belanja Subsidi <i>Subsidies Expenditure</i>	448 332	464 173
5. Belanja Hibah <i>Grants Expenditure</i>	6 011 072	2 922 688
6. Belanja Bantuan Sosial <i>Social Assistance Expenditure</i>	13 848 552	10 129 666
7. Belanja Bantuan Keuangan <i>Financial Assistance Expenditure</i>	2 768 559	3 554 174
8. Belanja Tak Terduga <i>Unpredicted Expenditure</i>	1 513 891	1 264 358

*) APB Desa

REALISASI PENDAPATAN DAN BELANJA PEMERINTAH DESA, KABUPATEN

Tabel : 28.2 BANGGAI KEPULAUAN PROVINSI SULAWESI TENGAH (ribu rupiah), 2013-2014
Table

**ACTUAL REVENUE AND EXPENDITURE OF VILLAGE GOVERNMENT OF BANGGAI
 KEPULAUAN, SULAWESI TENGAH (thousand rupiahs), 2013-2014**

Kabupaten / Regency : Banggai Kepulauan

Rincian <i>Classification</i>	2013	2014*)
(1)	(2)	(3)
I. PENDAPATAN/ REVENUE	15 149 803	11 533 704
1. Pendapatan Asli Daerah <i>Original Local Government Revenue</i>	252 185	225 267
2. Bagi Hasil Pajak <i>Tax Share</i>	221 602	168 054
3. Bagi Hasil Retribusi <i>Retribution Share</i>	0	0
4. Alokasi Dana Desa <i>Village Allocation Fund</i>	13 849 349	10 572 049
5. Bantuan Keuangan <i>Financial Assistance</i>	775 000	516 667
6. Hibah <i>Grant</i>	51 667	51 667
7. Sumbangan dari Pihak Ketiga <i>Donation from Third Parties</i>	0	0
II. BELANJA/ EXPENDITURE	15 149 803	11 533 704
1. Belanja Pegawai <i>Personnel Expenditure</i>	9 454 834	7 062 667
2. Belanja Barang dan Jasa <i>Goods and Services Expenditure</i>	3 826 833	3 011 244
3. Belanja Modal <i>Capital Expenditure</i>	1 113 858	874 806
4. Belanja Subsidi <i>Subsidies Expenditure</i>	35 133	29 967
5. Belanja Hibah <i>Grants Expenditure</i>	148 483	96 817
6. Belanja Bantuan Sosial <i>Social Assistance Expenditure</i>	220 137	214 970
7. Belanja Bantuan Keuangan <i>Financial Assistance Expenditure</i>	207 917	104 583
8. Belanja Tak Terduga <i>Unpredicted Expenditure</i>	142 608	138 650

*) APB Desa

REALISASI PENDAPATAN DAN BELANJA PEMERINTAH DESA, KABUPATEN

Tabel : 28.3 BANGGAI PROVINSI SULAWESI TENGAH (ribu rupiah), 2013-2014

Table

**ACTUAL REVENUE AND EXPENDITURE OF VILLAGE GOVERNMENT OF BANGGAI,
SULAWESI TENGAH (thousand rupiahs), 2013-2014**

Kabupaten / Regency : Banggai

Rincian <i>Classification</i>	2013	2014*)
(1)	(2)	(3)
I. PENDAPATAN/ REVENUE	37 541 180	50 339 645
1. Pendapatan Asli Daerah <i>Original Local Government Revenue</i>	156 000	209 400
2. Bagi Hasil Pajak <i>Tax Share</i>	1 005 078	1 347 390
3. Bagi Hasil Retribusi <i>Retribution Share</i>	1 216 128	1 632 419
4. Alokasi Dana Desa <i>Village Allocation Fund</i>	21 051 393	28 217 943
5. Bantuan Keuangan <i>Financial Assistance</i>	14 112 581	18 932 493
6. Hibah <i>Grant</i>	0	0
7. Sumbangan dari Pihak Ketiga <i>Donation from Third Parties</i>	0	0
II. BELANJA/ EXPENDITURE	37 424 204	50 182 627
1. Belanja Pegawai <i>Personnel Expenditure</i>	10 977 920	14 715 356
2. Belanja Barang dan Jasa <i>Goods and Services Expenditure</i>	11 546 700	15 478 094
3. Belanja Modal <i>Capital Expenditure</i>	13 866 052	18 603 709
4. Belanja Subsidi <i>Subsidies Expenditure</i>	0	0
5. Belanja Hibah <i>Grants Expenditure</i>	0	0
6. Belanja Bantuan Sosial <i>Social Assistance Expenditure</i>	155 000	207 595
7. Belanja Bantuan Keuangan <i>Financial Assistance Expenditure</i>	695 040	932 958
8. Belanja Tak Terduga <i>Unpredicted Expenditure</i>	183 492	244 915

*) APB Desa

REALISASI PENDAPATAN DAN BELANJA PEMERINTAH DESA, KABUPATEN

Tabel : 28.4 MOROWALI PROVINSI SULAWESI TENGAH (ribu rupiah), 2013-2014

Table

**ACTUAL REVENUE AND EXPENDITURE OF VILLAGE GOVERNMENT OF MOROWALI,
SULAWESI TENGAH (thousand rupiahs), 2013-2014**

Kabupaten / Regency : Morowali

Rincian <i>Classification</i>	2013	2014*)
(1)	(2)	(3)
I. PENDAPATAN/ REVENUE	30 643 006	23 635 255
1. Pendapatan Asli Daerah <i>Original Local Government Revenue</i>	361 400	361 400
2. Bagi Hasil Pajak <i>Tax Share</i>	0	0
3. Bagi Hasil Retribusi <i>Retribution Share</i>	0	0
4. Alokasi Dana Desa <i>Village Allocation Fund</i>	14 250 186	10 790 115
5. Bantuan Keuangan <i>Financial Assistance</i>	11 598 240	8 651 340
6. Hibah <i>Grant</i>	4 433 180	3 832 400
7. Sumbangan dari Pihak Ketiga <i>Donation from Third Parties</i>	0	0
II. BELANJA/ EXPENDITURE	29 506 426	22 498 675
1. Belanja Pegawai <i>Personnel Expenditure</i>	11 961 666	8 441 346
2. Belanja Barang dan Jasa <i>Goods and Services Expenditure</i>	5 609 640	4 083 054
3. Belanja Modal <i>Capital Expenditure</i>	10 630 087	8 773 609
4. Belanja Subsidi <i>Subsidies Expenditure</i>	155 906	155 906
5. Belanja Hibah <i>Grants Expenditure</i>	0	0
6. Belanja Bantuan Sosial <i>Social Assistance Expenditure</i>	258 500	258 500
7. Belanja Bantuan Keuangan <i>Financial Assistance Expenditure</i>	268 400	268 400
8. Belanja Tak Terduga <i>Unpredicted Expenditure</i>	622 227	517 860

*) APB Desa

REALISASI PENDAPATAN DAN BELANJA PEMERINTAH DESA, KABUPATEN POSO

Tabel : 28.5 **PROVINSI SULAWESI TENGAH (ribu rupiah), 2013-2014**

Table

**ACTUAL REVENUE AND EXPENDITURE OF VILLAGE GOVERNMENT OF POSO,
SULAWESI TENGAH (thousand rupiahs), 2013-2014**

Kabupaten / Regency : Poso

Rincian <i>Classification</i>	2013	2014*)
(1)	(2)	(3)
I. PENDAPATAN/ REVENUE	24 186 532	23 821 763
1. Pendapatan Asli Daerah <i>Original Local Government Revenue</i>	782 788	1 005 646
2. Bagi Hasil Pajak <i>Tax Share</i>	930 551	934 076
3. Bagi Hasil Retribusi <i>Retribution Share</i>	61 147	69 409
4. Alokasi Dana Desa <i>Village Allocation Fund</i>	18 821 046	21 704 586
5. Bantuan Keuangan <i>Financial Assistance</i>	1 911 875	83 125
6. Hibah <i>Grant</i>	1 662 500	0
7. Sumbangan dari Pihak Ketiga <i>Donation from Third Parties</i>	16 625	24 921
II. BELANJA/ EXPENDITURE	23 502 281	23 737 972
1. Belanja Pegawai <i>Personnel Expenditure</i>	10 084 725	11 591 948
2. Belanja Barang dan Jasa <i>Goods and Services Expenditure</i>	2 597 939	3 450 053
3. Belanja Modal <i>Capital Expenditure</i>	8 614 959	6 636 517
4. Belanja Subsidi <i>Subsidies Expenditure</i>	0	0
5. Belanja Hibah <i>Grants Expenditure</i>	0	0
6. Belanja Bantuan Sosial <i>Social Assistance Expenditure</i>	2 173 868	1 344 214
7. Belanja Bantuan Keuangan <i>Financial Assistance Expenditure</i>	0	696 720
8. Belanja Tak Terduga <i>Unpredicted Expenditure</i>	30 790	18 520

*) APB Desa

REALISASI PENDAPATAN DAN BELANJA PEMERINTAH DESA, KABUPATEN

Tabel : 28.6 DONGGALA PROVINSI SULAWESI TENGAH (ribu rupiah), 2013-2014

Table

**ACTUAL REVENUE AND EXPENDITURE OF VILLAGE GOVERNMENT OF
DONGGALA, SULAWESI TENGAH (thousand rupiahs), 2013-2014**

Kabupaten / Regency : Donggala

Rincian <i>Classification</i>	2013	2014*)
(1)	(2)	(3)
I. PENDAPATAN/ REVENUE	14 702 221	22 017 482
1. Pendapatan Asli Daerah <i>Original Local Government Revenue</i>	1 284 354	860 421
2. Bagi Hasil Pajak <i>Tax Share</i>	552 710	100 265
3. Bagi Hasil Retribusi <i>Retribution Share</i>	0	443 333
4. Alokasi Dana Desa <i>Village Allocation Fund</i>	12 043 478	19 659 577
5. Bantuan Keuangan <i>Financial Assistance</i>	645 667	145 500
6. Hibah <i>Grant</i>	0	0
7. Sumbangan dari Pihak Ketiga <i>Donation from Third Parties</i>	176 012	808 386
II. BELANJA/ EXPENDITURE	16 120 879	22 081 322
1. Belanja Pegawai <i>Personnel Expenditure</i>	7 300 895	10 972 819
2. Belanja Barang dan Jasa <i>Goods and Services Expenditure</i>	4 995 742	5 804 827
3. Belanja Modal <i>Capital Expenditure</i>	3 610 612	5 129 868
4. Belanja Subsidi <i>Subsidies Expenditure</i>	0	0
5. Belanja Hibah <i>Grants Expenditure</i>	0	2 997
6. Belanja Bantuan Sosial <i>Social Assistance Expenditure</i>	174 847	129 573
7. Belanja Bantuan Keuangan <i>Financial Assistance Expenditure</i>	0	12 874
8. Belanja Tak Terduga <i>Unpredicted Expenditure</i>	38 783	28 364

*) APB Desa

REALISASI PENDAPATAN DAN BELANJA PEMERINTAH DESA, KABUPATEN TOLI-

Tabel : 28.7 TOLI PROVINSI SULAWESI TENGAH (ribu rupiah), 2013-2014

Table

ACTUAL REVENUE AND EXPENDITURE OF VILLAGE GOVERNMENT OF TOLI-TOLI, SULAWESI TENGAH (thousand rupiahs), 2013-2014

Kabupaten / Regency : Toli-Toli

Rincian <i>Classification</i>	2013	2014*)
(1)	(2)	(3)
I. PENDAPATAN/ REVENUE	12 147 110	12 488 594
1. Pendapatan Asli Daerah <i>Original Local Government Revenue</i>	2 816 002	2 855 931
2. Bagi Hasil Pajak <i>Tax Share</i>	250 010	220 760
3. Bagi Hasil Retribusi <i>Retribution Share</i>	0	0
4. Alokasi Dana Desa <i>Village Allocation Fund</i>	5 081 278	5 382 000
5. Bantuan Keuangan <i>Financial Assistance</i>	3 797 800	3 856 678
6. Hibah <i>Grant</i>	65 000	32 500
7. Sumbangan dari Pihak Ketiga <i>Donation from Third Parties</i>	137 020	140 725
II. BELANJA/ EXPENDITURE	10 641 111	11 877 665
1. Belanja Pegawai <i>Personnel Expenditure</i>	4 262 998	4 606 693
2. Belanja Barang dan Jasa <i>Goods and Services Expenditure</i>	1 461 603	1 326 488
3. Belanja Modal <i>Capital Expenditure</i>	1 589 738	2 298 628
4. Belanja Subsidi <i>Subsidies Expenditure</i>	45 500	111 800
5. Belanja Hibah <i>Grants Expenditure</i>	879 710	1 241 006
6. Belanja Bantuan Sosial <i>Social Assistance Expenditure</i>	1 220 798	1 122 979
7. Belanja Bantuan Keuangan <i>Financial Assistance Expenditure</i>	909 025	931 775
8. Belanja Tak Terduga <i>Unpredicted Expenditure</i>	271 739	238 296

*) APB Desa

Tabel : 28.8 REALISASI PENDAPATAN DAN BELANJA PEMERINTAH DESA, KABUPATEN BUOL
Table PROVINSI SULAWESI TENGAH (ribu rupiah), 2013-2014
ACTUAL REVENUE AND EXPENDITURE OF VILLAGE GOVERNMENT OF BUOL,
SULAWESI TENGAH (thousand rupiahs), 2013-2014

Kabupaten / Regency : Buol

Rincian <i>Classification</i>	2013	2014*)
(1)	(2)	(3)
I. PENDAPATAN/ REVENUE	22 351 186	21 125 206
1. Pendapatan Asli Daerah <i>Original Local Government Revenue</i>	1 116 990	1 148 490
2. Bagi Hasil Pajak <i>Tax Share</i>	111 044	84 215
3. Bagi Hasil Retribusi <i>Retribution Share</i>	36 387	36 387
4. Alokasi Dana Desa <i>Village Allocation Fund</i>	6 529 692	6 027 141
5. Bantuan Keuangan <i>Financial Assistance</i>	11 608 223	11 563 223
6. Hibah <i>Grant</i>	2 910 600	2 227 500
7. Sumbangan dari Pihak Ketiga <i>Donation from Third Parties</i>	38 250	38 250
II. BELANJA/ EXPENDITURE	24 560 515	23 673 583
1. Belanja Pegawai <i>Personnel Expenditure</i>	7 368 374	6 873 914
2. Belanja Barang dan Jasa <i>Goods and Services Expenditure</i>	2 317 533	2 162 994
3. Belanja Modal <i>Capital Expenditure</i>	10 355 681	9 964 748
4. Belanja Subsidi <i>Subsidies Expenditure</i>	0	166 500
5. Belanja Hibah <i>Grants Expenditure</i>	0	0
6. Belanja Bantuan Sosial <i>Social Assistance Expenditure</i>	4 476 510	4 463 010
7. Belanja Bantuan Keuangan <i>Financial Assistance Expenditure</i>	0	0
8. Belanja Tak Terduga <i>Unpredicted Expenditure</i>	42 417	42 417

*) APB Desa

**REALISASI PENDAPATAN DAN BELANJA PEMERINTAH DESA, KABUPATEN PARIGI
MOUTONG PROVINSI SULAWESI TENGAH (ribu rupiah), 2013-2014**
**ACTUAL REVENUE AND EXPENDITURE OF VILLAGE GOVERNMENT OF PARIGI
MOUTONG, SULAWESI TENGAH (thousand rupiahs), 2013-2014**

Tabel : 28.9
Table

Kabupaten / Regency : Parigi Moutong

Rincian Classification	2013	2014*)
(1)	(2)	(3)
I. PENDAPATAN/ REVENUE	22 438 312	22 132 942
1. Pendapatan Asli Daerah <i>Original Local Government Revenue</i>	3 381 536	3 330 836
2. Bagi Hasil Pajak <i>Tax Share</i>	9 986	9 986
3. Bagi Hasil Retribusi <i>Retribution Share</i>	0	0
4. Alokasi Dana Desa <i>Village Allocation Fund</i>	17 945 177	17 974 006
5. Bantuan Keuangan <i>Financial Assistance</i>	644 545	384 091
6. Hibah <i>Grant</i>	76 818	76 818
7. Sumbangan dari Pihak Ketiga <i>Donation from Third Parties</i>	380 250	357 205
II. BELANJA/ EXPENDITURE	22 101 041	22 087 942
1. Belanja Pegawai <i>Personnel Expenditure</i>	11 009 987	10 937 286
2. Belanja Barang dan Jasa <i>Goods and Services Expenditure</i>	2 901 144	2 886 050
3. Belanja Modal <i>Capital Expenditure</i>	3 442 684	3 763 227
4. Belanja Subsidi <i>Subsidies Expenditure</i>	0	0
5. Belanja Hibah <i>Grants Expenditure</i>	1 567 091	1 567 091
6. Belanja Bantuan Sosial <i>Social Assistance Expenditure</i>	2 537 935	2 292 088
7. Belanja Bantuan Keuangan <i>Financial Assistance Expenditure</i>	606 864	606 864
8. Belanja Tak Terduga <i>Unpredicted Expenditure</i>	35 336	35 336

*) APB Desa

REALISASI PENDAPATAN DAN BELANJA PEMERINTAH DESA, KABUPATEN TOJO

Tabel : 28.10 UNA-UNA PROVINSI SULAWESI TENGAH (ribu rupiah), 2013-2014

Table

ACTUAL REVENUE AND EXPENDITURE OF VILLAGE GOVERNMENT OF TOJO UNA-UNA, SULAWESI TENGAH (thousand rupiahs), 2013-2014

Kabupaten / Regency : Tojo Una-Una

Rincian <i>Classification</i>	2013	2014*)
(1)	(2)	(3)
I. PENDAPATAN/ REVENUE	15 705 514	16 595 518
1. Pendapatan Asli Daerah <i>Original Local Government Revenue</i>	525 207	403 114
2. Bagi Hasil Pajak <i>Tax Share</i>	439 483	243 115
3. Bagi Hasil Retribusi <i>Retribution Share</i>	0	0
4. Alokasi Dana Desa <i>Village Allocation Fund</i>	9 467 635	10 568 751
5. Bantuan Keuangan <i>Financial Assistance</i>	5 253 631	5 380 538
6. Hibah <i>Grant</i>	0	0
7. Sumbangan dari Pihak Ketiga <i>Donation from Third Parties</i>	19 558	0
II. BELANJA/ EXPENDITURE	15 939 773	16 817 173
1. Belanja Pegawai <i>Personnel Expenditure</i>	7 973 533	8 163 650
2. Belanja Barang dan Jasa <i>Goods and Services Expenditure</i>	2 891 227	2 996 482
3. Belanja Modal <i>Capital Expenditure</i>	4 842 041	5 545 527
4. Belanja Subsidi <i>Subsidies Expenditure</i>	0	0
5. Belanja Hibah <i>Grants Expenditure</i>	65 610	14 777
6. Belanja Bantuan Sosial <i>Social Assistance Expenditure</i>	167 362	96 737
7. Belanja Bantuan Keuangan <i>Financial Assistance Expenditure</i>	0	0
8. Belanja Tak Terduga <i>Unpredicted Expenditure</i>	0	0

*) APB Desa

REALISASI PENDAPATAN DAN BELANJA PEMERINTAH DESA, KABUPATEN SIGI

Tabel : 28.11 PROVINSI SULAWESI TENGAH (ribu rupiah), 2013-2014

Table

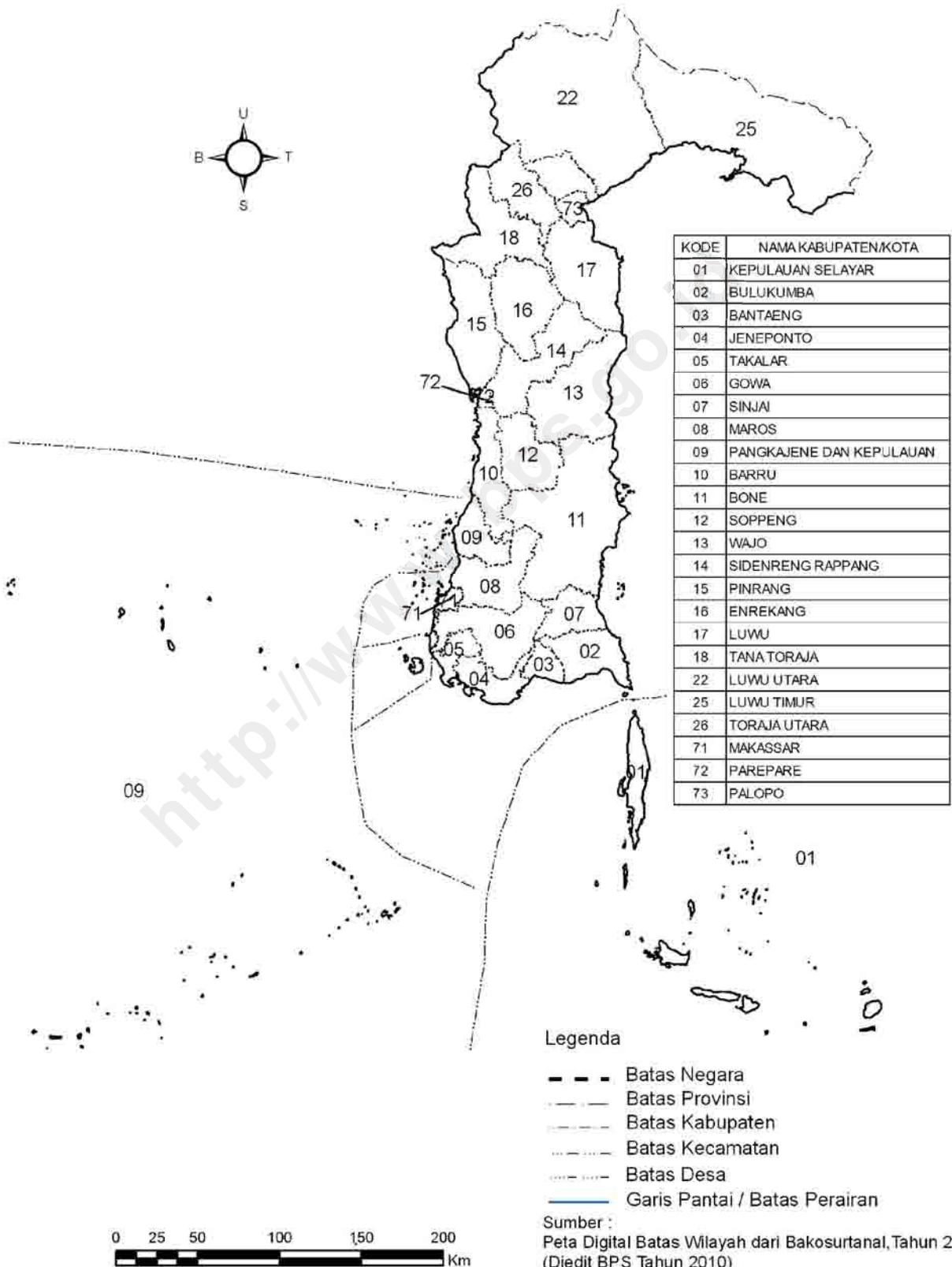
**ACTUAL REVENUE AND EXPENDITURE OF VILLAGE GOVERNMENT OF SIGI,
SULAWESI TENGAH (thousand rupiahs), 2013-2014**

Kabupaten / Regency : Sigi

Rincian <i>Classification</i>	2013	2014*)
(1)	(2)	(3)
I. PENDAPATAN/ REVENUE	20 240 872	20 007 162
1. Pendapatan Asli Daerah <i>Original Local Government Revenue</i>	63 857	0
2. Bagi Hasil Pajak <i>Tax Share</i>	81 994	0
3. Bagi Hasil Retribusi <i>Retribution Share</i>	0	0
4. Alokasi Dana Desa <i>Village Allocation Fund</i>	19 828 450	20 007 162
5. Bantuan Keuangan <i>Financial Assistance</i>	212 857	0
6. Hibah <i>Grant</i>	53 214	0
7. Sumbangan dari Pihak Ketiga <i>Donation from Third Parties</i>	500	0
II. BELANJA/ EXPENDITURE	20 180 518	0
1. Belanja Pegawai <i>Personnel Expenditure</i>	6 802 953	0
2. Belanja Barang dan Jasa <i>Goods and Services Expenditure</i>	2 488 958	0
3. Belanja Modal <i>Capital Expenditure</i>	4 635 229	0
4. Belanja Subsidi <i>Subsidies Expenditure</i>	211 793	0
5. Belanja Hibah <i>Grants Expenditure</i>	3 350 178	0
6. Belanja Bantuan Sosial <i>Social Assistance Expenditure</i>	2 463 595	0
7. Belanja Bantuan Keuangan <i>Financial Assistance Expenditure</i>	81 313	0
8. Belanja Tak Terduga <i>Unpredicted Expenditure</i>	146 499	0

*) APB Desa

Gambar **Peta Indeks Provinsi Sulawesi Selatan menurut Kabupaten/Kota**
 : 26
Figure **Index Map of Sulawesi Selatan Province by Regency/Municipality**



Tabel : 29
Table REALISASI PENDAPATAN DAN BELANJA PEMERINTAH DESA SELURUH PROVINSI
 SULAWESI SELATAN (ribu rupiah), 2013-2014
 ACTUAL REVENUE AND EXPENDITURE OF VILLAGE GOVERNMENT THROUGHOUT
 SULAWESI SELATAN PROVINCE (thousand rupiahs), 2013-2014

Kabupaten/Kota <i>Regency/Municipality</i>	2013		2014 ^{*)}	
	Pendapatan <i>Revenue</i>	Belanja <i>Expenditure</i>	Pendapatan <i>Revenue</i>	Belanja <i>Expenditure</i>
(1)	(2)	(3)	(4)	(5)
01 Selayar	37 507 352	33 187 335	33 618 046	28 080 862
02 Bulukumba	28 901 062	28 901 062	31 337 312	31 337 312
03 Bantaeng	13 231 855	13 273 630	13 676 418	13 911 262
04 Jeneponto	19 196 200	19 062 212	18 748 398	18 748 398
05 Takalar	9 083 025	8 940 787	7 222 834	4 465 953
06 Gowa	25 819 742	24 683 929	22 906 947	22 600 578
07 Sinjai	9 276 563	9 256 820	11 992 090	12 351 122
08 Maros	17 908 946	17 331 136	20 806 645	20 465 541
09 Pangkajene Dan Kepulauan	14 551 217	14 343 397	15 039 028	14 934 183
10 Barru	18 838 629	23 402 972	21 027 714	22 343 570
11 Bone	51 071 100	51 300 244	84 433 722	84 381 694
12 Soppeng	22 524 117	22 330 183	21 270 292	19 811 233
13 Wajo	26 730 768	27 928 343	29 392 501	29 344 734
14 Sidenreng Rappang	18 257 600	17 410 300	16 034 178	15 175 052
15 Pinrang	12 927 921	12 314 665	11 224 709	11 173 147
16 Enrekang	15 489 783	14 748 628	14 375 037	13 347 773
17 Luwu	30 359 663	30 257 560	30 737 049	23 045 696
18 Tana Toraja	14 552 216	15 303 955	14 755 119	15 820 164
22 Luwu Utara	32 802 158	33 021 904	33 005 215	32 473 286
25 Luwu Timur	46 739 999	46 842 354	55 000 482	56 916 536
26 Toraja Utara	21 794 100	17 950 029	22 015 158	20 064 867
SULAWESI SELATAN	487 564 016	481 791 445	528 618 894	510 792 963

^{*)} APB Desa

Tabel : 29.1 REALISASI PENDAPATAN DAN BELANJA SELURUH PEMERINTAH DESA DI
Table : 29.1 PROVINSI SULAWESI SELATAN (ribu rupiah), 2013-2014
ACTUAL REVENUE AND EXPENDITURE OF VILLAGE GOVERNMENT THROUGHOUT
SULAWESI SELATAN PROVINCE (thousand rupiahs), 2013-2014

Rincian <i>Classification</i>	2013	2014*)
(1)	(2)	(3)
I. PENDAPATAN/REVENUE	487 564 016	528 618 894
1. Pendapatan Asli Daerah <i>Original Local Government Revenue</i>	33 170 738	30 285 758
2. Bagi Hasil Pajak <i>Tax Share</i>	17 933 338	17 659 423
3. Bagi Hasil Retribusi <i>Retribution Share</i>	4 278 794	5 251 287
4. Alokasi Dana Desa <i>Village Allocation Fund</i>	298 979 057	308 865 446
5. Bantuan Keuangan <i>Financial Assistance</i>	124 527 196	160 714 535
6. Hibah <i>Grant</i>	2 366 520	653 501
7. Sumbangan dari Pihak Ketiga <i>Donation from Third Parties</i>	6 308 373	5 188 944
II. BELANJA/EXPENDITURE	481 791 445	510 792 963
1. Belanja Pegawai <i>Personnel Expenditure</i>	196 345 097	196 668 077
2. Belanja Barang dan Jasa <i>Goods and Services Expenditure</i>	77 219 644	71 460 492
3. Belanja Modal <i>Capital Expenditure</i>	131 978 930	141 154 701
4. Belanja Subsidi <i>Subsidies Expenditure</i>	1 632 209	1 544 292
5. Belanja Hibah <i>Grants Expenditure</i>	9 984 492	7 812 241
6. Belanja Bantuan Sosial <i>Social Assistance Expenditure</i>	30 564 505	36 549 726
7. Belanja Bantuan Keuangan <i>Financial Assistance Expenditure</i>	29 829 821	51 353 565
8. Belanja Tak Terduga <i>Unpredicted Expenditure</i>	4 236 747	4 249 869

*) APB Desa

REALISASI PENDAPATAN DAN BELANJA PEMERINTAH DESA, KABUPATEN

Tabel : 29.2 SELAYAR PROVINSI SULAWESI SELATAN (ribu rupiah), 2013-2014

Table

**ACTUAL REVENUE AND EXPENDITURE OF VILLAGE GOVERNMENT OF SELAYAR,
SULAWESI SELATAN (thousand rupiahs), 2013-2014**

Kabupaten / Regency : Selayar

Rincian <i>Classification</i>	2013	2014*)
(1)	(2)	(3)
I. PENDAPATAN/ REVENUE	37 507 352	33 618 046
1. Pendapatan Asli Daerah <i>Original Local Government Revenue</i>	1 423 683	1 408 794
2. Bagi Hasil Pajak <i>Tax Share</i>	612 618	566 969
3. Bagi Hasil Retribusi <i>Retribution Share</i>	0	0
4. Alokasi Dana Desa <i>Village Allocation Fund</i>	34 425 129	30 635 906
5. Bantuan Keuangan <i>Financial Assistance</i>	629 033	589 488
6. Hibah <i>Grant</i>	0	0
7. Sumbangan dari Pihak Ketiga <i>Donation from Third Parties</i>	416 889	416 889
II. BELANJA/ EXPENDITURE	33 187 335	28 080 862
1. Belanja Pegawai <i>Personnel Expenditure</i>	14 812 583	12 084 343
2. Belanja Barang dan Jasa <i>Goods and Services Expenditure</i>	5 686 871	4 714 626
3. Belanja Modal <i>Capital Expenditure</i>	6 187 294	4 781 306
4. Belanja Subsidi <i>Subsidies Expenditure</i>	990 491	990 491
5. Belanja Hibah <i>Grants Expenditure</i>	1 002 767	1 002 767
6. Belanja Bantuan Sosial <i>Social Assistance Expenditure</i>	2 037 783	2 037 783
7. Belanja Bantuan Keuangan <i>Financial Assistance Expenditure</i>	1 861 558	1 861 558
8. Belanja Tak Terduga <i>Unpredicted Expenditure</i>	607 988	607 988

*) APB Desa

REALISASI PENDAPATAN DAN BELANJA PEMERINTAH DESA, KABUPATEN

Tabel : 29.3 BULUKUMBA PROVINSI SULAWESI SELATAN (ribu rupiah), 2013-2014
Table

**ACTUAL REVENUE AND EXPENDITURE OF VILLAGE GOVERNMENT OF
 BULUKUMBA, SULAWESI SELATAN (thousand rupiahs), 2013-2014**

Kabupaten / Regency : Bulukumba

Rincian <i>Classification</i>	2013	2014*)
(1)	(2)	(3)
I. PENDAPATAN/ REVENUE	28 901 062	31 337 312
1. Pendapatan Asli Daerah <i>Original Local Government Revenue</i>	438 642	355 215
2. Bagi Hasil Pajak <i>Tax Share</i>	1 076 529	1 295 421
3. Bagi Hasil Retribusi <i>Retribution Share</i>	1 710 343	1 099 802
4. Alokasi Dana Desa <i>Village Allocation Fund</i>	13 923 390	16 683 448
5. Bantuan Keuangan <i>Financial Assistance</i>	11 700 491	11 903 426
6. Hibah <i>Grant</i>	51 667	0
7. Sumbangan dari Pihak Ketiga <i>Donation from Third Parties</i>	0	0
II. BELANJA/ EXPENDITURE	28 901 062	31 337 312
1. Belanja Pegawai <i>Personnel Expenditure</i>	15 362 407	15 407 832
2. Belanja Barang dan Jasa <i>Goods and Services Expenditure</i>	11 630 502	14 281 237
3. Belanja Modal <i>Capital Expenditure</i>	1 908 153	1 648 243
4. Belanja Subsidi <i>Subsidies Expenditure</i>	0	0
5. Belanja Hibah <i>Grants Expenditure</i>	0	0
6. Belanja Bantuan Sosial <i>Social Assistance Expenditure</i>	0	0
7. Belanja Bantuan Keuangan <i>Financial Assistance Expenditure</i>	0	0
8. Belanja Tak Terduga <i>Unpredicted Expenditure</i>	0	0

*) APB Desa

REALISASI PENDAPATAN DAN BELANJA PEMERINTAH DESA, KABUPATEN

Tabel : 29.4 BANTAENG PROVINSI SULAWESI SELATAN (ribu rupiah), 2013-2014

Table

**ACTUAL REVENUE AND EXPENDITURE OF VILLAGE GOVERNMENT OF BANTAENG,
SULAWESI SELATAN (thousand rupiahs), 2013-2014**

Kabupaten / Regency : Bantaeng

Rincian <i>Classification</i>	2013	2014*)
(1)	(2)	(3)
I. PENDAPATAN/ REVENUE	13 231 855	13 676 418
1. Pendapatan Asli Daerah <i>Original Local Government Revenue</i>	161 959	200 468
2. Bagi Hasil Pajak <i>Tax Share</i>	916 800	945 215
3. Bagi Hasil Retribusi <i>Retribution Share</i>	944 985	937 184
4. Alokasi Dana Desa <i>Village Allocation Fund</i>	8 325 882	8 711 322
5. Bantuan Keuangan <i>Financial Assistance</i>	2 882 229	2 882 229
6. Hibah <i>Grant</i>	0	0
7. Sumbangan dari Pihak Ketiga <i>Donation from Third Parties</i>	0	0
II. BELANJA/ EXPENDITURE	13 273 630	13 911 262
1. Belanja Pegawai <i>Personnel Expenditure</i>	7 035 714	7 181 796
2. Belanja Barang dan Jasa <i>Goods and Services Expenditure</i>	1 625 476	2 009 924
3. Belanja Modal <i>Capital Expenditure</i>	3 367 693	3 506 048
4. Belanja Subsidi <i>Subsidies Expenditure</i>	94 629	94 629
5. Belanja Hibah <i>Grants Expenditure</i>	787 047	672 665
6. Belanja Bantuan Sosial <i>Social Assistance Expenditure</i>	128 143	196 486
7. Belanja Bantuan Keuangan <i>Financial Assistance Expenditure</i>	228 357	243 143
8. Belanja Tak Terduga <i>Unpredicted Expenditure</i>	6 571	6 571

*) APB Desa

REALISASI PENDAPATAN DAN BELANJA PEMERINTAH DESA, KABUPATEN

Tabel : 29.5 JENEPONTO PROVINSI SULAWESI SELATAN (ribu rupiah), 2013-2014

Table

**ACTUAL REVENUE AND EXPENDITURE OF VILLAGE GOVERNMENT OF
JENEPONTO, SULAWESI SELATAN (thousand rupiahs), 2013-2014**

Kabupaten / Regency : Jeneponto

Rincian <i>Classification</i>	2013	2014*)
(1)	(2)	(3)
I. PENDAPATAN/ REVENUE	19 196 200	18 748 398
1. Pendapatan Asli Daerah <i>Original Local Government Revenue</i>	2 299 608	2 091 820
2. Bagi Hasil Pajak <i>Tax Share</i>	274 700	245 590
3. Bagi Hasil Retribusi <i>Retribution Share</i>	217 300	188 600
4. Alokasi Dana Desa <i>Village Allocation Fund</i>	7 808 040	8 187 700
5. Bantuan Keuangan <i>Financial Assistance</i>	7 607 632	7 624 278
6. Hibah <i>Grant</i>	988 920	410 410
7. Sumbangan dari Pihak Ketiga <i>Donation from Third Parties</i>	0	0
II. BELANJA/ EXPENDITURE	19 062 212	18 748 398
1. Belanja Pegawai <i>Personnel Expenditure</i>	4 199 007	4 014 220
2. Belanja Barang dan Jasa <i>Goods and Services Expenditure</i>	2 244 758	2 419 377
3. Belanja Modal <i>Capital Expenditure</i>	10 088 952	9 511 623
4. Belanja Subsidi <i>Subsidies Expenditure</i>	0	0
5. Belanja Hibah <i>Grants Expenditure</i>	1 014 832	1 137 955
6. Belanja Bantuan Sosial <i>Social Assistance Expenditure</i>	1 227 540	1 398 764
7. Belanja Bantuan Keuangan <i>Financial Assistance Expenditure</i>	133 512	120 540
8. Belanja Tak Terduga <i>Unpredicted Expenditure</i>	153 611	145 919

*) APB Desa

REALISASI PENDAPATAN DAN BELANJA PEMERINTAH DESA, KABUPATEN

Tabel : 29.6 TAKALAR PROVINSI SULAWESI SELATAN (ribu rupiah), 2013-2014

Table

**ACTUAL REVENUE AND EXPENDITURE OF VILLAGE GOVERNMENT OF TAKALAR,
SULAWESI SELATAN (thousand rupiahs), 2013-2014**

Kabupaten / Regency : Takalar

Rincian <i>Classification</i>	2013	2014*)
(1)	(2)	(3)
I. PENDAPATAN/ REVENUE	9 083 025	7 222 834
1. Pendapatan Asli Daerah <i>Original Local Government Revenue</i>	323 881	331 754
2. Bagi Hasil Pajak <i>Tax Share</i>	270 719	187 655
3. Bagi Hasil Retribusi <i>Retribution Share</i>	0	0
4. Alokasi Dana Desa <i>Village Allocation Fund</i>	6 669 000	6 669 000
5. Bantuan Keuangan <i>Financial Assistance</i>	1 628 175	34 425
6. Hibah <i>Grant</i>	191 250	0
7. Sumbangan dari Pihak Ketiga <i>Donation from Third Parties</i>	0	0
II. BELANJA/ EXPENDITURE	8 940 787	4 465 953
1. Belanja Pegawai <i>Personnel Expenditure</i>	2 920 789	2 397 222
2. Belanja Barang dan Jasa <i>Goods and Services Expenditure</i>	815 405	495 101
3. Belanja Modal <i>Capital Expenditure</i>	5 131 918	1 556 290
4. Belanja Subsidi <i>Subsidies Expenditure</i>	0	0
5. Belanja Hibah <i>Grants Expenditure</i>	0	0
6. Belanja Bantuan Sosial <i>Social Assistance Expenditure</i>	0	0
7. Belanja Bantuan Keuangan <i>Financial Assistance Expenditure</i>	0	0
8. Belanja Tak Terduga <i>Unpredicted Expenditure</i>	72 675	17 340

*) APB Desa

REALISASI PENDAPATAN DAN BELANJA PEMERINTAH DESA, KABUPATEN GOWA

Tabel : 29.7 **PROVINSI SULAWESI SELATAN (ribu rupiah), 2013-2014**

Table

**ACTUAL REVENUE AND EXPENDITURE OF VILLAGE GOVERNMENT OF GOWA,
SULAWESI SELATAN (thousand rupiahs), 2013-2014**

Kabupaten / Regency : Gowa

Rincian <i>Classification</i>	2013	2014*)
(1)	(2)	(3)
I. PENDAPATAN/ REVENUE	25 819 742	22 906 947
1. Pendapatan Asli Daerah <i>Original Local Government Revenue</i>	4 735 022	3 760 755
2. Bagi Hasil Pajak <i>Tax Share</i>	228 625	287 625
3. Bagi Hasil Retribusi <i>Retribution Share</i>	0	0
4. Alokasi Dana Desa <i>Village Allocation Fund</i>	14 743 833	12 740 405
5. Bantuan Keuangan <i>Financial Assistance</i>	6 112 262	6 118 162
6. Hibah <i>Grant</i>	0	0
7. Sumbangan dari Pihak Ketiga <i>Donation from Third Parties</i>	0	0
II. BELANJA/ EXPENDITURE	24 683 929	22 600 578
1. Belanja Pegawai <i>Personnel Expenditure</i>	8 080 745	7 857 118
2. Belanja Barang dan Jasa <i>Goods and Services Expenditure</i>	1 602 736	1 462 659
3. Belanja Modal <i>Capital Expenditure</i>	9 192 089	7 957 453
4. Belanja Subsidi <i>Subsidies Expenditure</i>	87 969	87 969
5. Belanja Hibah <i>Grants Expenditure</i>	2 964 494	2 466 879
6. Belanja Bantuan Sosial <i>Social Assistance Expenditure</i>	1 006 017	1 086 926
7. Belanja Bantuan Keuangan <i>Financial Assistance Expenditure</i>	1 293 480	1 217 308
8. Belanja Tak Terduga <i>Unpredicted Expenditure</i>	456 399	464 266

*) APB Desa

REALISASI PENDAPATAN DAN BELANJA PEMERINTAH DESA, KABUPATEN SINJAI

Tabel : 29.8 **PROVINSI SULAWESI SELATAN (ribu rupiah), 2013-2014**

Table

**ACTUAL REVENUE AND EXPENDITURE OF VILLAGE GOVERNMENT OF SINJAI,
SULAWESI SELATAN (thousand rupiahs), 2013-2014**

Kabupaten / Regency : Sinjai

Rincian <i>Classification</i>	2013	2014*)
(1)	(2)	(3)
I. PENDAPATAN/ REVENUE	9 276 563	11 992 090
1. Pendapatan Asli Daerah <i>Original Local Government Revenue</i>	1 123 103	1 493 795
2. Bagi Hasil Pajak <i>Tax Share</i>	355 989	358 561
3. Bagi Hasil Retribusi <i>Retribution Share</i>	0	0
4. Alokasi Dana Desa <i>Village Allocation Fund</i>	3 026 194	5 174 001
5. Bantuan Keuangan <i>Financial Assistance</i>	4 771 277	4 965 733
6. Hibah <i>Grant</i>	0	0
7. Sumbangan dari Pihak Ketiga <i>Donation from Third Parties</i>	0	0
II. BELANJA/ EXPENDITURE	9 256 820	12 351 122
1. Belanja Pegawai <i>Personnel Expenditure</i>	5 573 654	5 928 051
2. Belanja Barang dan Jasa <i>Goods and Services Expenditure</i>	1 046 416	1 808 773
3. Belanja Modal <i>Capital Expenditure</i>	2 339 593	4 408 789
4. Belanja Subsidi <i>Subsidies Expenditure</i>	0	0
5. Belanja Hibah <i>Grants Expenditure</i>	0	0
6. Belanja Bantuan Sosial <i>Social Assistance Expenditure</i>	0	0
7. Belanja Bantuan Keuangan <i>Financial Assistance Expenditure</i>	0	0
8. Belanja Tak Terduga <i>Unpredicted Expenditure</i>	297 157	205 509

*) APB Desa

REALISASI PENDAPATAN DAN BELANJA PEMERINTAH DESA, KABUPATEN

Tabel : 29.9 MAROS PROVINSI SULAWESI SELATAN (ribu rupiah), 2013-2014

Table

**ACTUAL REVENUE AND EXPENDITURE OF VILLAGE GOVERNMENT OF MAROS,
SULAWESI SELATAN (thousand rupiahs), 2013-2014**

Kabupaten / Regency : Maros

Rincian <i>Classification</i>	2013	2014*)
(1)	(2)	(3)
I. PENDAPATAN/ REVENUE	17 908 946	20 806 645
1. Pendapatan Asli Daerah <i>Original Local Government Revenue</i>	567 403	568 803
2. Bagi Hasil Pajak <i>Tax Share</i>	309 732	225 825
3. Bagi Hasil Retribusi <i>Retribution Share</i>	0	0
4. Alokasi Dana Desa <i>Village Allocation Fund</i>	16 950 961	19 973 517
5. Bantuan Keuangan <i>Financial Assistance</i>	38 500	38 500
6. Hibah <i>Grant</i>	0	0
7. Sumbangan dari Pihak Ketiga <i>Donation from Third Parties</i>	42 350	0
II. BELANJA/ EXPENDITURE	17 331 136	20 465 541
1. Belanja Pegawai <i>Personnel Expenditure</i>	6 636 207	8 107 247
2. Belanja Barang dan Jasa <i>Goods and Services Expenditure</i>	636 541	1 435 369
3. Belanja Modal <i>Capital Expenditure</i>	8 444 139	9 289 508
4. Belanja Subsidi <i>Subsidies Expenditure</i>	0	0
5. Belanja Hibah <i>Grants Expenditure</i>	0	0
6. Belanja Bantuan Sosial <i>Social Assistance Expenditure</i>	807 154	674 846
7. Belanja Bantuan Keuangan <i>Financial Assistance Expenditure</i>	65 450	273 350
8. Belanja Tak Terduga <i>Unpredicted Expenditure</i>	741 645	685 221

*) APB Desa

REALISASI PENDAPATAN DAN BELANJA PEMERINTAH DESA, KABUPATEN

**Tabel : 29.10 PANGKAJENE DAN KEPULAUAN PROVINSI SULAWESI SELATAN (ribu rupiah), 2013-
Table
ACTUAL REVENUE AND EXPENDITURE OF VILLAGE GOVERNMENT OF
PANGKAJENE DAN KEPULAUAN, SULAWESI SELATAN (thousand rupiahs), 2013-**

Kabupaten / Regency : Pangkajene Dan Kepulauan

Rincian <i>Classification</i>	2013	2014*)
(1)	(2)	(3)
I. PENDAPATAN/ REVENUE	14 551 217	15 039 028
1. Pendapatan Asli Daerah <i>Original Local Government Revenue</i>	0	0
2. Bagi Hasil Pajak <i>Tax Share</i>	312 235	312 235
3. Bagi Hasil Retribusi <i>Retribution Share</i>	0	0
4. Alokasi Dana Desa <i>Village Allocation Fund</i>	11 332 315	11 800 086
5. Bantuan Keuangan <i>Financial Assistance</i>	2 906 667	2 926 707
6. Hibah <i>Grant</i>	0	0
7. Sumbangan dari Pihak Ketiga <i>Donation from Third Parties</i>	0	0
II. BELANJA/ EXPENDITURE	14 343 397	14 934 183
1. Belanja Pegawai <i>Personnel Expenditure</i>	5 903 830	6 436 076
2. Belanja Barang dan Jasa <i>Goods and Services Expenditure</i>	1 933 153	1 816 313
3. Belanja Modal <i>Capital Expenditure</i>	3 933 278	4 284 586
4. Belanja Subsidi <i>Subsidies Expenditure</i>	0	0
5. Belanja Hibah <i>Grants Expenditure</i>	0	0
6. Belanja Bantuan Sosial <i>Social Assistance Expenditure</i>	645 428	702 464
7. Belanja Bantuan Keuangan <i>Financial Assistance Expenditure</i>	1 927 708	1 694 744
8. Belanja Tak Terduga <i>Unpredicted Expenditure</i>	0	0

*) APB Desa

REALISASI PENDAPATAN DAN BELANJA PEMERINTAH DESA, KABUPATEN BARRU

Tabel : 29.11 PROVINSI SULAWESI SELATAN (ribu rupiah), 2013-2014

Table

**ACTUAL REVENUE AND EXPENDITURE OF VILLAGE GOVERNMENT OF BARRU,
SULAWESI SELATAN (thousand rupiahs), 2013-2014**

Kabupaten / Regency : Barru

Rincian <i>Classification</i>	2013	2014*)
(1)	(2)	(3)
I. PENDAPATAN/ REVENUE	18 838 629	21 027 714
1. Pendapatan Asli Daerah <i>Original Local Government Revenue</i>	795 286	1 044 857
2. Bagi Hasil Pajak <i>Tax Share</i>	279 503	52 571
3. Bagi Hasil Retribusi <i>Retribution Share</i>	0	0
4. Alokasi Dana Desa <i>Village Allocation Fund</i>	8 374 857	9 171 429
5. Bantuan Keuangan <i>Financial Assistance</i>	8 670 857	10 758 857
6. Hibah <i>Grant</i>	375 269	0
7. Sumbangan dari Pihak Ketiga <i>Donation from Third Parties</i>	342 857	0
II. BELANJA/ EXPENDITURE	23 402 972	22 343 570
1. Belanja Pegawai <i>Personnel Expenditure</i>	3 343 634	3 499 388
2. Belanja Barang dan Jasa <i>Goods and Services Expenditure</i>	1 892 994	1 749 503
3. Belanja Modal <i>Capital Expenditure</i>	6 288 246	5 648 286
4. Belanja Subsidi <i>Subsidies Expenditure</i>	278 126	162 857
5. Belanja Hibah <i>Grants Expenditure</i>	451 429	105 714
6. Belanja Bantuan Sosial <i>Social Assistance Expenditure</i>	957 143	1 207 737
7. Belanja Bantuan Keuangan <i>Financial Assistance Expenditure</i>	9 954 589	9 897 714
8. Belanja Tak Terduga <i>Unpredicted Expenditure</i>	236 811	72 371

*) APB Desa

REALISASI PENDAPATAN DAN BELANJA PEMERINTAH DESA, KABUPATEN BONE

Tabel : 29.12 PROVINSI SULAWESI SELATAN (ribu rupiah), 2013-2014

Table

**ACTUAL REVENUE AND EXPENDITURE OF VILLAGE GOVERNMENT OF BONE,
SULAWESI SELATAN (thousand rupiahs), 2013-2014**

Kabupaten / Regency : Bone

Rincian <i>Classification</i>	2013	2014*)
(1)	(2)	(3)
I. PENDAPATAN/ REVENUE	51 071 100	84 433 722
1. Pendapatan Asli Daerah <i>Original Local Government Revenue</i>	1 664 983	1 586 737
2. Bagi Hasil Pajak <i>Tax Share</i>	1 625 657	1 807 532
3. Bagi Hasil Retribusi <i>Retribution Share</i>	0	0
4. Alokasi Dana Desa <i>Village Allocation Fund</i>	27 009 378	32 896 315
5. Bantuan Keuangan <i>Financial Assistance</i>	20 625 304	47 979 138
6. Hibah <i>Grant</i>	145 778	164 000
7. Sumbangan dari Pihak Ketiga <i>Donation from Third Parties</i>	0	0
II. BELANJA/ EXPENDITURE	51 300 244	84 381 694
1. Belanja Pegawai <i>Personnel Expenditure</i>	14 868 498	17 787 240
2. Belanja Barang dan Jasa <i>Goods and Services Expenditure</i>	4 985 367	3 390 248
3. Belanja Modal <i>Capital Expenditure</i>	3 993 415	7 443 072
4. Belanja Subsidi <i>Subsidies Expenditure</i>	90 200	117 552
5. Belanja Hibah <i>Grants Expenditure</i>	0	0
6. Belanja Bantuan Sosial <i>Social Assistance Expenditure</i>	17 071 596	23 253 987
7. Belanja Bantuan Keuangan <i>Financial Assistance Expenditure</i>	10 141 640	32 241 889
8. Belanja Tak Terduga <i>Unpredicted Expenditure</i>	149 528	147 706

*) APB Desa

REALISASI PENDAPATAN DAN BELANJA PEMERINTAH DESA, KABUPATEN

Tabel : 29.13 SOPPENG PROVINSI SULAWESI SELATAN (ribu rupiah), 2013-2014

Table

**ACTUAL REVENUE AND EXPENDITURE OF VILLAGE GOVERNMENT OF SOPPENG,
SULAWESI SELATAN (thousand rupiahs), 2013-2014**

Kabupaten / Regency : Soppeng

Rincian <i>Classification</i>	2013	2014*)
(1)	(2)	(3)
I. PENDAPATAN/ REVENUE	22 524 117	21 270 292
1. Pendapatan Asli Daerah <i>Original Local Government Revenue</i>	8 930 417	7 312 442
2. Bagi Hasil Pajak <i>Tax Share</i>	224 325	177 725
3. Bagi Hasil Retribusi <i>Retribution Share</i>	0	886 500
4. Alokasi Dana Desa <i>Village Allocation Fund</i>	12 088 875	11 332 292
5. Bantuan Keuangan <i>Financial Assistance</i>	780 500	1 561 333
6. Hibah <i>Grant</i>	0	0
7. Sumbangan dari Pihak Ketiga <i>Donation from Third Parties</i>	500 000	0
II. BELANJA/ EXPENDITURE	22 330 183	19 811 233
1. Belanja Pegawai <i>Personnel Expenditure</i>	5 535 350	6 361 850
2. Belanja Barang dan Jasa <i>Goods and Services Expenditure</i>	7 970 183	7 432 458
3. Belanja Modal <i>Capital Expenditure</i>	8 594 650	5 827 342
4. Belanja Subsidi <i>Subsidies Expenditure</i>	0	0
5. Belanja Hibah <i>Grants Expenditure</i>	0	0
6. Belanja Bantuan Sosial <i>Social Assistance Expenditure</i>	84 167	81 250
7. Belanja Bantuan Keuangan <i>Financial Assistance Expenditure</i>	145 833	108 333
8. Belanja Tak Terduga <i>Unpredicted Expenditure</i>	0	0

*) APB Desa

REALISASI PENDAPATAN DAN BELANJA PEMERINTAH DESA, KABUPATEN WAJO

Tabel : 29.14 PROVINSI SULAWESI SELATAN (ribu rupiah), 2013-2014

Table

**ACTUAL REVENUE AND EXPENDITURE OF VILLAGE GOVERNMENT OF WAJO,
SULAWESI SELATAN (thousand rupiahs), 2013-2014**

Kabupaten / Regency : Wajo

Rincian <i>Classification</i>	2013	2014*)
(1)	(2)	(3)
I. PENDAPATAN/ REVENUE	26 730 768	29 392 501
1. Pendapatan Asli Daerah <i>Original Local Government Revenue</i>	1 486 093	1 371 657
2. Bagi Hasil Pajak <i>Tax Share</i>	681 054	681 023
3. Bagi Hasil Retribusi <i>Retribution Share</i>	0	0
4. Alokasi Dana Desa <i>Village Allocation Fund</i>	15 711 749	17 308 281
5. Bantuan Keuangan <i>Financial Assistance</i>	8 851 872	10 031 540
6. Hibah <i>Grant</i>	0	0
7. Sumbangan dari Pihak Ketiga <i>Donation from Third Parties</i>	0	0
II. BELANJA/ EXPENDITURE	27 928 343	29 344 734
1. Belanja Pegawai <i>Personnel Expenditure</i>	10 662 565	11 860 927
2. Belanja Barang dan Jasa <i>Goods and Services Expenditure</i>	7 529 837	4 200 577
3. Belanja Modal <i>Capital Expenditure</i>	8 157 841	11 589 817
4. Belanja Subsidi <i>Subsidies Expenditure</i>	0	0
5. Belanja Hibah <i>Grants Expenditure</i>	0	0
6. Belanja Bantuan Sosial <i>Social Assistance Expenditure</i>	666 476	671 077
7. Belanja Bantuan Keuangan <i>Financial Assistance Expenditure</i>	703 736	814 448
8. Belanja Tak Terduga <i>Unpredicted Expenditure</i>	207 888	207 888

*) APB Desa

REALISASI PENDAPATAN DAN BELANJA PEMERINTAH DESA, KABUPATEN

Tabel : 29.15 SIDENRENG RAPPANG PROVINSI SULAWESI SELATAN (ribu rupiah), 2013-2014
Table

ACTUAL REVENUE AND EXPENDITURE OF VILLAGE GOVERNMENT OF SIDENRENG RAPPANG, SULAWESI SELATAN (thousand rupiahs), 2013-2014

Kabupaten / Regency : Sidenreng Rappang

Rincian <i>Classification</i>	2013	2014*)
(1)	(2)	(3)
I. PENDAPATAN/ REVENUE	18 257 600	16 034 178
1. Pendapatan Asli Daerah <i>Original Local Government Revenue</i>	5 778 971	5 618 171
2. Bagi Hasil Pajak <i>Tax Share</i>	502 876	399 971
3. Bagi Hasil Retribusi <i>Retribution Share</i>	105 525	105 525
4. Alokasi Dana Desa <i>Village Allocation Fund</i>	9 228 709	7 309 795
5. Bantuan Keuangan <i>Financial Assistance</i>	107 351	66 548
6. Hibah <i>Grant</i>	0	0
7. Sumbangan dari Pihak Ketiga <i>Donation from Third Parties</i>	2 534 168	2 534 168
II. BELANJA/ EXPENDITURE	17 410 300	15 175 052
1. Belanja Pegawai <i>Personnel Expenditure</i>	6 297 064	5 095 882
2. Belanja Barang dan Jasa <i>Goods and Services Expenditure</i>	1 652 651	1 356 900
3. Belanja Modal <i>Capital Expenditure</i>	6 282 223	5 717 687
4. Belanja Subsidi <i>Subsidies Expenditure</i>	39 885	39 885
5. Belanja Hibah <i>Grants Expenditure</i>	95 602	95 602
6. Belanja Bantuan Sosial <i>Social Assistance Expenditure</i>	1 946 249	1 792 149
7. Belanja Bantuan Keuangan <i>Financial Assistance Expenditure</i>	957 102	939 735
8. Belanja Tak Terduga <i>Unpredicted Expenditure</i>	139 524	137 212

*) APB Desa

REALISASI PENDAPATAN DAN BELANJA PEMERINTAH DESA, KABUPATEN

Tabel : 29.16 PINRANG PROVINSI SULAWESI SELATAN (ribu rupiah), 2013-2014

Table

**ACTUAL REVENUE AND EXPENDITURE OF VILLAGE GOVERNMENT OF PINRANG,
SULAWESI SELATAN (thousand rupiahs), 2013-2014**

Kabupaten / Regency : Pinrang

Rincian <i>Classification</i>	2013	2014*)
(1)	(2)	(3)
I. PENDAPATAN/ REVENUE	12 927 921	11 224 709
1. Pendapatan Asli Daerah <i>Original Local Government Revenue</i>	584 867	456 640
2. Bagi Hasil Pajak <i>Tax Share</i>	453 734	340 546
3. Bagi Hasil Retribusi <i>Retribution Share</i>	0	0
4. Alokasi Dana Desa <i>Village Allocation Fund</i>	11 836 100	10 287 705
5. Bantuan Keuangan <i>Financial Assistance</i>	0	53 333
6. Hibah <i>Grant</i>	0	0
7. Sumbangan dari Pihak Ketiga <i>Donation from Third Parties</i>	53 220	86 485
II. BELANJA/ EXPENDITURE	12 314 665	11 173 147
1. Belanja Pegawai <i>Personnel Expenditure</i>	5 318 247	5 097 832
2. Belanja Barang dan Jasa <i>Goods and Services Expenditure</i>	1 532 681	1 116 760
3. Belanja Modal <i>Capital Expenditure</i>	3 745 215	3 182 050
4. Belanja Subsidi <i>Subsidies Expenditure</i>	0	0
5. Belanja Hibah <i>Grants Expenditure</i>	0	0
6. Belanja Bantuan Sosial <i>Social Assistance Expenditure</i>	1 064 377	1 118 684
7. Belanja Bantuan Keuangan <i>Financial Assistance Expenditure</i>	502 607	183 937
8. Belanja Tak Terduga <i>Unpredicted Expenditure</i>	151 538	473 884

*) APB Desa

REALISASI PENDAPATAN DAN BELANJA PEMERINTAH DESA, KABUPATEN

Tabel : 29.17 ENREKANG PROVINSI SULAWESI SELATAN (ribu rupiah), 2013-2014

Table

**ACTUAL REVENUE AND EXPENDITURE OF VILLAGE GOVERNMENT OF ENREKANG,
SULAWESI SELATAN (thousand rupiahs), 2013-2014**

Kabupaten / Regency : Enrekang

Rincian <i>Classification</i>	2013	2014*)
(1)	(2)	(3)
I. PENDAPATAN/ REVENUE	15 489 783	14 375 037
1. Pendapatan Asli Daerah <i>Original Local Government Revenue</i>	768 625	760 989
2. Bagi Hasil Pajak <i>Tax Share</i>	545 420	490 448
3. Bagi Hasil Retribusi <i>Retribution Share</i>	0	0
4. Alokasi Dana Desa <i>Village Allocation Fund</i>	9 119 844	8 515 706
5. Bantuan Keuangan <i>Financial Assistance</i>	5 055 894	4 607 894
6. Hibah <i>Grant</i>	0	0
7. Sumbangan dari Pihak Ketiga <i>Donation from Third Parties</i>	0	0
II. BELANJA/ EXPENDITURE	14 748 628	13 347 773
1. Belanja Pegawai <i>Personnel Expenditure</i>	7 404 290	6 425 359
2. Belanja Barang dan Jasa <i>Goods and Services Expenditure</i>	2 607 075	2 445 174
3. Belanja Modal <i>Capital Expenditure</i>	4 017 409	3 757 386
4. Belanja Subsidi <i>Subsidies Expenditure</i>	0	0
5. Belanja Hibah <i>Grants Expenditure</i>	0	0
6. Belanja Bantuan Sosial <i>Social Assistance Expenditure</i>	12 218	12 218
7. Belanja Bantuan Keuangan <i>Financial Assistance Expenditure</i>	707 636	707 636
8. Belanja Tak Terduga <i>Unpredicted Expenditure</i>	0	0

*) APB Desa

REALISASI PENDAPATAN DAN BELANJA PEMERINTAH DESA, KABUPATEN LUWU

Tabel : 29.18 PROVINSI SULAWESI SELATAN (ribu rupiah), 2013-2014

Table

**ACTUAL REVENUE AND EXPENDITURE OF VILLAGE GOVERNMENT OF LUWU,
SULAWESI SELATAN (thousand rupiahs), 2013-2014**

Kabupaten / Regency : Luwu

Rincian <i>Classification</i>	2013	2014*)
(1)	(2)	(3)
I. PENDAPATAN/ REVENUE	30 359 663	30 737 049
1. Pendapatan Asli Daerah <i>Original Local Government Revenue</i>	109 333	0
2. Bagi Hasil Pajak <i>Tax Share</i>	676 377	691 640
3. Bagi Hasil Retribusi <i>Retribution Share</i>	72 597	600 343
4. Alokasi Dana Desa <i>Village Allocation Fund</i>	14 250 567	14 251 100
5. Bantuan Keuangan <i>Financial Assistance</i>	15 250 789	15 193 966
6. Hibah <i>Grant</i>	0	0
7. Sumbangan dari Pihak Ketiga <i>Donation from Third Parties</i>	0	0
II. BELANJA/ EXPENDITURE	30 257 560	23 045 696
1. Belanja Pegawai <i>Personnel Expenditure</i>	19 427 175	16 997 305
2. Belanja Barang dan Jasa <i>Goods and Services Expenditure</i>	5 971 862	3 784 370
3. Belanja Modal <i>Capital Expenditure</i>	2 446 804	1 273 232
4. Belanja Subsidi <i>Subsidies Expenditure</i>	0	0
5. Belanja Hibah <i>Grants Expenditure</i>	1 093 333	205 000
6. Belanja Bantuan Sosial <i>Social Assistance Expenditure</i>	442 892	158 539
7. Belanja Bantuan Keuangan <i>Financial Assistance Expenditure</i>	854 994	468 553
8. Belanja Tak Terduga <i>Unpredicted Expenditure</i>	20 500	158 697

*) APB Desa

REALISASI PENDAPATAN DAN BELANJA PEMERINTAH DESA, KABUPATEN TANA

Tabel : 29.19 TORAJA PROVINSI SULAWESI SELATAN (ribu rupiah), 2013-2014

Table

**ACTUAL REVENUE AND EXPENDITURE OF VILLAGE GOVERNMENT OF TANA
TORAJA, SULAWESI SELATAN (thousand rupiahs), 2013-2014**

Kabupaten / Regency : Tana Toraja

Rincian <i>Classification</i>	2013	2014*)
(1)	(2)	(3)
I. PENDAPATAN/ REVENUE	14 552 216	14 755 119
1. Pendapatan Asli Daerah <i>Original Local Government Revenue</i>	170 418	160 236
2. Bagi Hasil Pajak <i>Tax Share</i>	1 258 960	1 276 992
3. Bagi Hasil Retribusi <i>Retribution Share</i>	201 539	378 519
4. Alokasi Dana Desa <i>Village Allocation Fund</i>	12 048 467	12 217 913
5. Bantuan Keuangan <i>Financial Assistance</i>	0	0
6. Hibah <i>Grant</i>	0	0
7. Sumbangan dari Pihak Ketiga <i>Donation from Third Parties</i>	872 832	721 459
II. BELANJA/ EXPENDITURE	15 303 955	15 820 164
1. Belanja Pegawai <i>Personnel Expenditure</i>	8 178 363	8 410 377
2. Belanja Barang dan Jasa <i>Goods and Services Expenditure</i>	1 606 709	1 585 327
3. Belanja Modal <i>Capital Expenditure</i>	4 391 769	4 650 051
4. Belanja Subsidi <i>Subsidies Expenditure</i>	50 909	50 909
5. Belanja Hibah <i>Grants Expenditure</i>	112 000	224 000
6. Belanja Bantuan Sosial <i>Social Assistance Expenditure</i>	97 745	36 655
7. Belanja Bantuan Keuangan <i>Financial Assistance Expenditure</i>	0	0
8. Belanja Tak Terduga <i>Unpredicted Expenditure</i>	866 460	862 845

*) APB Desa

REALISASI PENDAPATAN DAN BELANJA PEMERINTAH DESA, KABUPATEN LUWU

Tabel : 29.20 UTARA PROVINSI SULAWESI SELATAN (ribu rupiah), 2013-2014

Table

**ACTUAL REVENUE AND EXPENDITURE OF VILLAGE GOVERNMENT OF LUWU
UTARA, SULAWESI SELATAN (thousand rupiahs), 2013-2014**

Kabupaten / Regency : Luwu Utara

Rincian <i>Classification</i>	2013	2014*)
(1)	(2)	(3)
I. PENDAPATAN/ REVENUE	32 802 158	33 005 215
1. Pendapatan Asli Daerah <i>Original Local Government Revenue</i>	0	0
2. Bagi Hasil Pajak <i>Tax Share</i>	455 444	483 888
3. Bagi Hasil Retribusi <i>Retribution Share</i>	123 358	132 167
4. Alokasi Dana Desa <i>Village Allocation Fund</i>	27 989 041	28 159 375
5. Bantuan Keuangan <i>Financial Assistance</i>	2 991 408	2 986 878
6. Hibah <i>Grant</i>	0	0
7. Sumbangan dari Pihak Ketiga <i>Donation from Third Parties</i>	1 242 907	1 242 907
II. BELANJA/ EXPENDITURE	33 021 904	32 473 286
1. Belanja Pegawai <i>Personnel Expenditure</i>	18 110 070	18 367 185
2. Belanja Barang dan Jasa <i>Goods and Services Expenditure</i>	6 921 324	6 487 499
3. Belanja Modal <i>Capital Expenditure</i>	7 027 644	6 655 736
4. Belanja Subsidi <i>Subsidies Expenditure</i>	0	0
5. Belanja Hibah <i>Grants Expenditure</i>	0	0
6. Belanja Bantuan Sosial <i>Social Assistance Expenditure</i>	953 664	953 664
7. Belanja Bantuan Keuangan <i>Financial Assistance Expenditure</i>	0	0
8. Belanja Tak Terduga <i>Unpredicted Expenditure</i>	9 202	9 202

*) APB Desa

REALISASI PENDAPATAN DAN BELANJA PEMERINTAH DESA, KABUPATEN LUWU

Tabel : 29.21 TIMUR PROVINSI SULAWESI SELATAN (ribu rupiah), 2013-2014

Table

**ACTUAL REVENUE AND EXPENDITURE OF VILLAGE GOVERNMENT OF LUWU
TIMUR, SULAWESI SELATAN (thousand rupiahs), 2013-2014**

Kabupaten / Regency : Luwu Timur

Rincian <i>Classification</i>	2013	2014*)
(1)	(2)	(3)
I. PENDAPATAN/ REVENUE	46 739 999	55 000 482
1. Pendapatan Asli Daerah <i>Original Local Government Revenue</i>	829 814	898 415
2. Bagi Hasil Pajak <i>Tax Share</i>	6 314 041	6 368 203
3. Bagi Hasil Retribusi <i>Retribution Share</i>	573 522	573 522
4. Alokasi Dana Desa <i>Village Allocation Fund</i>	14 782 881	16 556 115
5. Bantuan Keuangan <i>Financial Assistance</i>	23 322 955	30 338 100
6. Hibah <i>Grant</i>	613 636	79 091
7. Sumbangan dari Pihak Ketiga <i>Donation from Third Parties</i>	303 150	187 036
II. BELANJA/ EXPENDITURE	46 842 354	56 916 536
1. Belanja Pegawai <i>Personnel Expenditure</i>	17 702 070	17 748 853
2. Belanja Barang dan Jasa <i>Goods and Services Expenditure</i>	5 044 379	5 314 105
3. Belanja Modal <i>Capital Expenditure</i>	21 048 078	31 367 338
4. Belanja Subsidi <i>Subsidies Expenditure</i>	0	0
5. Belanja Hibah <i>Grants Expenditure</i>	2 387 595	1 826 266
6. Belanja Bantuan Sosial <i>Social Assistance Expenditure</i>	414 813	410 197
7. Belanja Bantuan Keuangan <i>Financial Assistance Expenditure</i>	245 419	249 777
8. Belanja Tak Terduga <i>Unpredicted Expenditure</i>	0	0

*) APB Desa

REALISASI PENDAPATAN DAN BELANJA PEMERINTAH DESA, KABUPATEN

Tabel : 29.22 TORAJA UTARA PROVINSI SULAWESI SELATAN (ribu rupiah), 2013-2014

Table

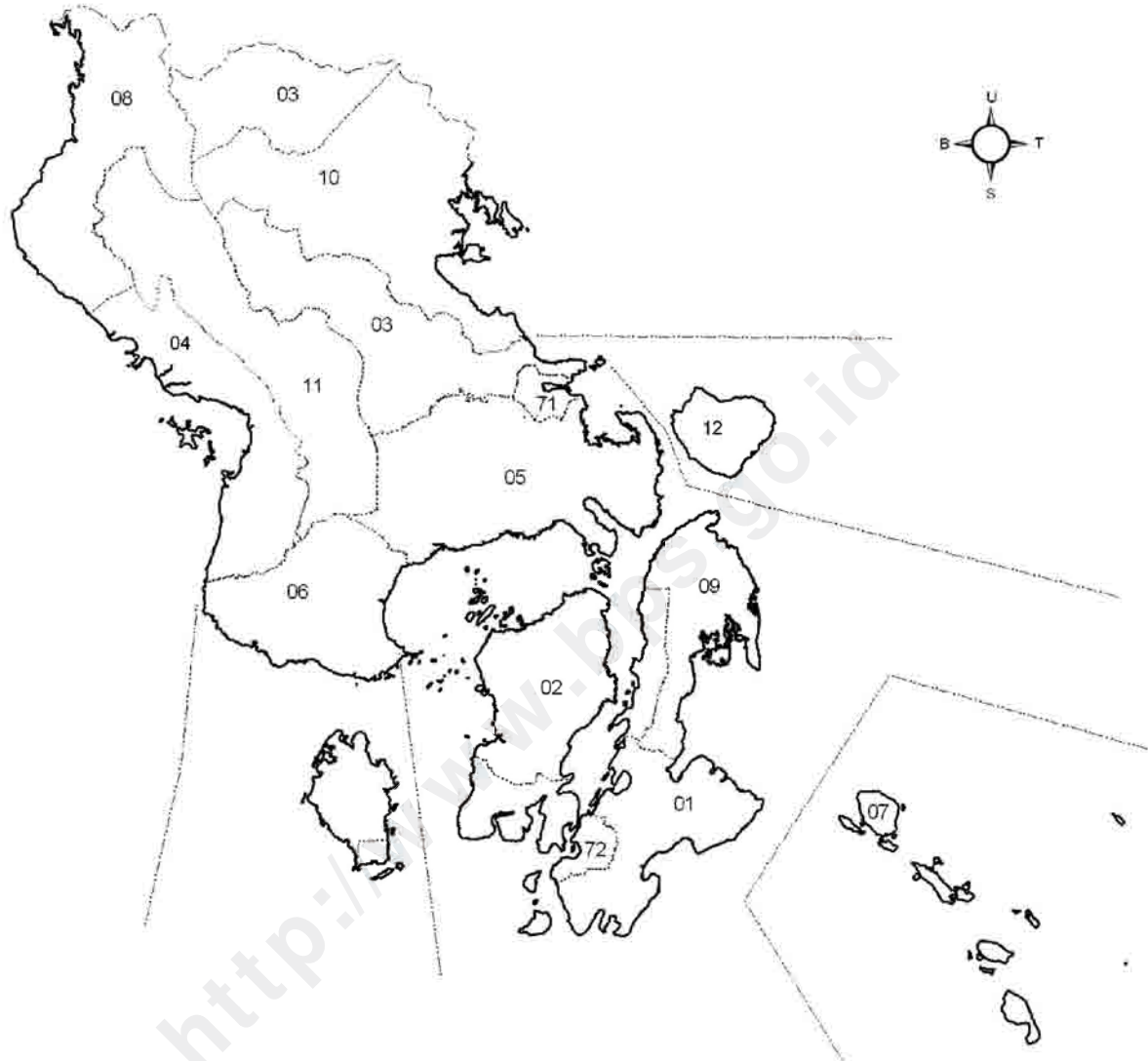
ACTUAL REVENUE AND EXPENDITURE OF VILLAGE GOVERNMENT OF TORAJA UTARA, SULAWESI SELATAN (thousand rupiahs), 2013-2014

Kabupaten / Regency : Toraja Utara

Rincian <i>Classification</i>	2013	2014*)
(1)	(2)	(3)
I. PENDAPATAN/ REVENUE	21 794 100	22 015 158
1. Pendapatan Asli Daerah <i>Original Local Government Revenue</i>	978 630	864 210
2. Bagi Hasil Pajak <i>Tax Share</i>	558 000	463 788
3. Bagi Hasil Retribusi <i>Retribution Share</i>	329 625	349 125
4. Alokasi Dana Desa <i>Village Allocation Fund</i>	19 333 845	20 284 035
5. Bantuan Keuangan <i>Financial Assistance</i>	594 000	54 000
6. Hibah <i>Grant</i>	0	0
7. Sumbangan dari Pihak Ketiga <i>Donation from Third Parties</i>	0	0
II. BELANJA/ EXPENDITURE	17 950 029	20 064 867
1. Belanja Pegawai <i>Personnel Expenditure</i>	8 972 835	9 601 974
2. Belanja Barang dan Jasa <i>Goods and Services Expenditure</i>	2 282 724	2 154 192
3. Belanja Modal <i>Capital Expenditure</i>	5 392 527	7 098 858
4. Belanja Subsidi <i>Subsidies Expenditure</i>	0	0
5. Belanja Hibah <i>Grants Expenditure</i>	75 393	75 393
6. Belanja Bantuan Sosial <i>Social Assistance Expenditure</i>	1 001 100	756 300
7. Belanja Bantuan Keuangan <i>Financial Assistance Expenditure</i>	106 200	330 900
8. Belanja Tak Terduga <i>Unpredicted Expenditure</i>	119 250	47 250

*) APB Desa

Gambar **Peta Indeks Provinsi Sulawesi Tenggara menurut Kabupaten/Kota**
 : 27
Figure **Index Map of Sulawesi Tenggara Province by Regency/Municipality**

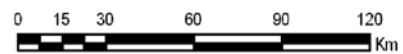


KODE	NAMA KABUPATEN/KOTA
01	BUTON
02	MUNA
03	KONAWA
04	KOLAKA
05	KONAWA SELATAN
06	BOMBANA
07	WAKATOBI
08	KOLAKA UTARA
09	BUTON UTARA
10	KONAWA UTARA
11	KOLAKA TIMUR
12	KONAWA KEPULAUAN
71	KENDARI
72	BAU-BAU

Legenda

- Batas Negara
- - - Batas Provinsi
- Batas Kabupaten
- Batas Kecamatan
- Batas Desa
- — — — — Garis Pantai / Batas Perairan

Sumber :
 Peta Digital Batas Wilayah dari Bakosurtanal, Tahun 2008
 (Diedit BPS Tahun 2010)



Tabel : 30
Table REALISASI PENDAPATAN DAN BELANJA PEMERINTAH DESA SELURUH PROVINSI
 SULAWESI TENGGARA (ribu rupiah), 2013-2014
 ACTUAL REVENUE AND EXPENDITURE OF VILLAGE GOVERNMENT THROUGHOUT
 SULAWESI TENGGARA PROVINCE (thousand rupiahs), 2013-2014

Kabupaten/Kota <i>Regency/Municipality</i>	2013		2014*)	
	Pendapatan <i>Revenue</i>	Belanja <i>Expenditure</i>	Pendapatan <i>Revenue</i>	Belanja <i>Expenditure</i>
(1)	(2)	(3)	(4)	(5)
01 Buton	52 885 141	52 838 124	57 748 158	57 844 270
02 Muna	95 461 627	92 899 144	89 100 284	86 524 270
03 Konawe	65 509 870	64 306 731	62 133 130	59 567 857
04 Kolaka	31 614 619	31 386 645	33 613 177	35 529 424
05 Konawe Selatan	38 928 535	38 928 535	50 374 185	46 398 155
06 Bombana	42 366 635	41 574 021	41 080 857	40 457 743
07 Wakatobi	13 455 462	13 459 113	12 489 575	12 493 225
08 Kolaka Utara	37 624 896	38 389 456	35 068 069	35 890 075
09 Buton Utara	16 760 462	16 784 964	15 797 490	15 821 990
10 Konawe Utara	22 743 832	22 749 738	21 715 009	21 634 323
SULAWESI TENGGARA	417 351 079	413 316 471	419 119 934	412 161 332

*) APB Desa

Tabel : 30.1 REALISASI PENDAPATAN DAN BELANJA SELURUH PEMERINTAH DESA DI
Table : 30.1 PROVINSI SULAWESI TENGGARA (ribu rupiah), 2013-2014
ACTUAL REVENUE AND EXPENDITURE OF VILLAGE GOVERNMENT THROUGHOUT
SULAWESI TENGGARA PROVINCE (thousand rupiahs), 2013-2014

Rincian <i>Classification</i>	2013	2014*)
(1)	(2)	(3)
I. PENDAPATAN/REVENUE	417 351 079	419 119 934
1. Pendapatan Asli Daerah <i>Original Local Government Revenue</i>	41 258 076	42 213 532
2. Bagi Hasil Pajak <i>Tax Share</i>	512 494	472 852
3. Bagi Hasil Retribusi <i>Retribution Share</i>	493 420	1 202 944
4. Alokasi Dana Desa <i>Village Allocation Fund</i>	101 592 841	116 063 055
5. Bantuan Keuangan <i>Financial Assistance</i>	260 091 640	246 687 237
6. Hibah <i>Grant</i>	11 234 985	9 923 320
7. Sumbangan dari Pihak Ketiga <i>Donation from Third Parties</i>	2 167 623	2 556 994
II. BELANJA/EXPENDITURE	413 316 471	412 161 332
1. Belanja Pegawai <i>Personnel Expenditure</i>	119 244 304	123 914 598
2. Belanja Barang dan Jasa <i>Goods and Services Expenditure</i>	49 479 863	44 690 373
3. Belanja Modal <i>Capital Expenditure</i>	205 401 659	209 752 620
4. Belanja Subsidi <i>Subsidies Expenditure</i>	4 229 716	3 536 711
5. Belanja Hibah <i>Grants Expenditure</i>	3 651 171	1 909 665
6. Belanja Bantuan Sosial <i>Social Assistance Expenditure</i>	15 206 358	12 180 609
7. Belanja Bantuan Keuangan <i>Financial Assistance Expenditure</i>	10 658 109	11 247 958
8. Belanja Tak Terduga <i>Unpredicted Expenditure</i>	5 445 291	4 928 798

*) APB Desa

**REALISASI PENDAPATAN DAN BELANJA PEMERINTAH DESA, KABUPATEN BUTON
PROVINSI SULAWESI TENGGARA (ribu rupiah), 2013-2014
ACTUAL REVENUE AND EXPENDITURE OF VILLAGE GOVERNMENT OF BUTON,
SULAWESI TENGGARA (thousand rupiahs), 2013-2014**

Tabel : 30.2
Table

Kabupaten / Regency : Buton

Rincian Classification	2013	2014*)
(1)	(2)	(3)
I. PENDAPATAN/ REVENUE	52 885 141	57 748 158
1. Pendapatan Asli Daerah <i>Original Local Government Revenue</i>	6 267 696	6 760 555
2. Bagi Hasil Pajak <i>Tax Share</i>	14 939	14 939
3. Bagi Hasil Retribusi <i>Retribution Share</i>	307 556	307 556
4. Alokasi Dana Desa <i>Village Allocation Fund</i>	5 446 111	10 011 389
5. Bantuan Keuangan <i>Financial Assistance</i>	39 864 551	39 120 060
6. Hibah <i>Grant</i>	128 972	734 472
7. Sumbangan dari Pihak Ketiga <i>Donation from Third Parties</i>	855 316	799 187
II. BELANJA/ EXPENDITURE	52 838 124	57 844 270
1. Belanja Pegawai <i>Personnel Expenditure</i>	15 329 869	15 510 077
2. Belanja Barang dan Jasa <i>Goods and Services Expenditure</i>	4 567 389	5 019 459
3. Belanja Modal <i>Capital Expenditure</i>	31 228 704	35 053 374
4. Belanja Subsidi <i>Subsidies Expenditure</i>	0	0
5. Belanja Hibah <i>Grants Expenditure</i>	46 133	46 133
6. Belanja Bantuan Sosial <i>Social Assistance Expenditure</i>	471 917	348 337
7. Belanja Bantuan Keuangan <i>Financial Assistance Expenditure</i>	719 889	1 392 667
8. Belanja Tak Terduga <i>Unpredicted Expenditure</i>	474 223	474 223

*) APB Desa

**REALISASI PENDAPATAN DAN BELANJA PEMERINTAH DESA, KABUPATEN MUNA
PROVINSI SULAWESI TENGGARA (ribu rupiah), 2013-2014
ACTUAL REVENUE AND EXPENDITURE OF VILLAGE GOVERNMENT OF MUNA,
SULAWESI TENGGARA (thousand rupiahs), 2013-2014**

Tabel : 30.3
Table

Kabupaten / Regency : Muna

Rincian Classification	2013	2014*)
(1)	(2)	(3)
I. PENDAPATAN/ REVENUE	95 461 627	89 100 284
1. Pendapatan Asli Daerah <i>Original Local Government Revenue</i>	5 429 030	4 907 280
2. Bagi Hasil Pajak <i>Tax Share</i>	204 734	197 681
3. Bagi Hasil Retribusi <i>Retribution Share</i>	0	0
4. Alokasi Dana Desa <i>Village Allocation Fund</i>	6 549 533	8 555 715
5. Bantuan Keuangan <i>Financial Assistance</i>	83 034 730	75 304 275
6. Hibah <i>Grant</i>	243 600	135 333
7. Sumbangan dari Pihak Ketiga <i>Donation from Third Parties</i>	0	0
II. BELANJA/ EXPENDITURE	92 899 144	86 524 270
1. Belanja Pegawai <i>Personnel Expenditure</i>	13 599 859	13 897 620
2. Belanja Barang dan Jasa <i>Goods and Services Expenditure</i>	11 949 267	8 151 233
3. Belanja Modal <i>Capital Expenditure</i>	66 087 418	63 808 283
4. Belanja Subsidi <i>Subsidies Expenditure</i>	0	0
5. Belanja Hibah <i>Grants Expenditure</i>	987 933	392 467
6. Belanja Bantuan Sosial <i>Social Assistance Expenditure</i>	270 667	270 667
7. Belanja Bantuan Keuangan <i>Financial Assistance Expenditure</i>	4 000	4 000
8. Belanja Tak Terduga <i>Unpredicted Expenditure</i>	0	0

*) APB Desa

REALISASI PENDAPATAN DAN BELANJA PEMERINTAH DESA, KABUPATEN

Tabel : 30.4 KONAWE PROVINSI SULAWESI TENGGARA (ribu rupiah), 2013-2014

Table

**ACTUAL REVENUE AND EXPENDITURE OF VILLAGE GOVERNMENT OF KONAWE,
SULAWESI TENGGARA (thousand rupiahs), 2013-2014**

Kabupaten / Regency : Konawe

Rincian <i>Classification</i>	2013	2014*)
(1)	(2)	(3)
I. PENDAPATAN/ REVENUE	65 509 870	62 133 130
1. Pendapatan Asli Daerah <i>Original Local Government Revenue</i>	6 977 207	6 722 036
2. Bagi Hasil Pajak <i>Tax Share</i>	0	0
3. Bagi Hasil Retribusi <i>Retribution Share</i>	180 414	180 414
4. Alokasi Dana Desa <i>Village Allocation Fund</i>	24 044 491	21 472 922
5. Bantuan Keuangan <i>Financial Assistance</i>	26 294 645	25 744 645
6. Hibah <i>Grant</i>	7 476 534	7 476 534
7. Sumbangan dari Pihak Ketiga <i>Donation from Third Parties</i>	536 579	536 579
II. BELANJA/ EXPENDITURE	64 306 731	59 567 857
1. Belanja Pegawai <i>Personnel Expenditure</i>	19 243 998	16 384 113
2. Belanja Barang dan Jasa <i>Goods and Services Expenditure</i>	4 512 387	3 682 393
3. Belanja Modal <i>Capital Expenditure</i>	29 485 914	29 293 848
4. Belanja Subsidi <i>Subsidies Expenditure</i>	63 000	63 000
5. Belanja Hibah <i>Grants Expenditure</i>	530 653	414 863
6. Belanja Bantuan Sosial <i>Social Assistance Expenditure</i>	5 968 674	5 592 705
7. Belanja Bantuan Keuangan <i>Financial Assistance Expenditure</i>	3 554 737	3 314 474
8. Belanja Tak Terduga <i>Unpredicted Expenditure</i>	947 368	822 461

*) APB Desa

REALISASI PENDAPATAN DAN BELANJA PEMERINTAH DESA, KABUPATEN

Tabel : 30.5 KOLAKA PROVINSI SULAWESI TENGGARA (ribu rupiah), 2013-2014

Table

ACTUAL REVENUE AND EXPENDITURE OF VILLAGE GOVERNMENT OF KOLAKA, SULAWESI TENGGARA (thousand rupiahs), 2013-2014

Kabupaten / Regency : Kolaka

Rincian <i>Classification</i>	2013	2014*)
(1)	(2)	(3)
I. PENDAPATAN/ REVENUE	31 614 619	33 613 177
1. Pendapatan Asli Daerah <i>Original Local Government Revenue</i>	4 460 164	4 270 477
2. Bagi Hasil Pajak <i>Tax Share</i>	48 805	51 150
3. Bagi Hasil Retribusi <i>Retribution Share</i>	0	0
4. Alokasi Dana Desa <i>Village Allocation Fund</i>	10 163 400	12 841 000
5. Bantuan Keuangan <i>Financial Assistance</i>	15 966 950	15 957 750
6. Hibah <i>Grant</i>	928 000	0
7. Sumbangan dari Pihak Ketiga <i>Donation from Third Parties</i>	47 300	492 800
II. BELANJA/ EXPENDITURE	31 386 645	35 529 424
1. Belanja Pegawai <i>Personnel Expenditure</i>	13 284 121	14 709 396
2. Belanja Barang dan Jasa <i>Goods and Services Expenditure</i>	4 748 719	6 034 430
3. Belanja Modal <i>Capital Expenditure</i>	5 658 513	8 176 161
4. Belanja Subsidi <i>Subsidies Expenditure</i>	3 998 192	3 362 942
5. Belanja Hibah <i>Grants Expenditure</i>	731 500	198 990
6. Belanja Bantuan Sosial <i>Social Assistance Expenditure</i>	711 150	884 985
7. Belanja Bantuan Keuangan <i>Financial Assistance Expenditure</i>	1 132 450	1 123 020
8. Belanja Tak Terduga <i>Unpredicted Expenditure</i>	1 122 000	1 039 500

*) APB Desa

REALISASI PENDAPATAN DAN BELANJA PEMERINTAH DESA, KABUPATEN

Tabel : 30.6 KONAWE SELATAN PROVINSI SULAWESI TENGGARA (ribu rupiah), 2013-2014
Table

**ACTUAL REVENUE AND EXPENDITURE OF VILLAGE GOVERNMENT OF KONAWE
 SELATAN, SULAWESI TENGGARA (thousand rupiahs), 2013-2014**

Kabupaten / Regency : Konawe Selatan

Rincian <i>Classification</i>	2013	2014*)
(1)	(2)	(3)
I. PENDAPATAN/ REVENUE	38 928 535	50 374 185
1. Pendapatan Asli Daerah <i>Original Local Government Revenue</i>	8 630 427	10 257 569
2. Bagi Hasil Pajak <i>Tax Share</i>	15 070	12 417
3. Bagi Hasil Retribusi <i>Retribution Share</i>	0	709 524
4. Alokasi Dana Desa <i>Village Allocation Fund</i>	10 094 382	17 451 905
5. Bantuan Keuangan <i>Financial Assistance</i>	20 188 656	21 942 770
6. Hibah <i>Grant</i>	0	0
7. Sumbangan dari Pihak Ketiga <i>Donation from Third Parties</i>	0	0
II. BELANJA/ EXPENDITURE	38 928 535	46 398 155
1. Belanja Pegawai <i>Personnel Expenditure</i>	17 659 961	20 672 256
2. Belanja Barang dan Jasa <i>Goods and Services Expenditure</i>	8 252 910	7 753 971
3. Belanja Modal <i>Capital Expenditure</i>	10 980 328	16 214 007
4. Belanja Subsidi <i>Subsidies Expenditure</i>	0	0
5. Belanja Hibah <i>Grants Expenditure</i>	0	0
6. Belanja Bantuan Sosial <i>Social Assistance Expenditure</i>	149 000	149 000
7. Belanja Bantuan Keuangan <i>Financial Assistance Expenditure</i>	425 714	425 714
8. Belanja Tak Terduga <i>Unpredicted Expenditure</i>	1 460 622	1 183 207

*) APB Desa

REALISASI PENDAPATAN DAN BELANJA PEMERINTAH DESA, KABUPATEN

Tabel : 30.7 BOMBANA PROVINSI SULAWESI TENGGARA (ribu rupiah), 2013-2014

Table

**ACTUAL REVENUE AND EXPENDITURE OF VILLAGE GOVERNMENT OF BOMBANA,
SULAWESI TENGGARA (thousand rupiahs), 2013-2014**

Kabupaten / Regency : Bombana

Rincian <i>Classification</i>	2013	2014*)
(1)	(2)	(3)
I. PENDAPATAN/ REVENUE	42 366 635	41 080 857
1. Pendapatan Asli Daerah <i>Original Local Government Revenue</i>	714 321	883 821
2. Bagi Hasil Pajak <i>Tax Share</i>	38 743	16 143
3. Bagi Hasil Retribusi <i>Retribution Share</i>	0	0
4. Alokasi Dana Desa <i>Village Allocation Fund</i>	12 810 714	13 940 714
5. Bantuan Keuangan <i>Financial Assistance</i>	28 802 857	26 240 179
6. Hibah <i>Grant</i>	0	0
7. Sumbangan dari Pihak Ketiga <i>Donation from Third Parties</i>	0	0
II. BELANJA/ EXPENDITURE	41 574 021	40 457 743
1. Belanja Pegawai <i>Personnel Expenditure</i>	9 221 479	10 892 506
2. Belanja Barang dan Jasa <i>Goods and Services Expenditure</i>	6 965 689	6 364 448
3. Belanja Modal <i>Capital Expenditure</i>	19 203 647	19 226 731
4. Belanja Subsidi <i>Subsidies Expenditure</i>	0	0
5. Belanja Hibah <i>Grants Expenditure</i>	605 357	161 429
6. Belanja Bantuan Sosial <i>Social Assistance Expenditure</i>	4 947 071	2 507 079
7. Belanja Bantuan Keuangan <i>Financial Assistance Expenditure</i>	80 714	814 407
8. Belanja Tak Terduga <i>Unpredicted Expenditure</i>	550 064	491 143

*) APB Desa

REALISASI PENDAPATAN DAN BELANJA PEMERINTAH DESA, KABUPATEN

Tabel : 30.8 WAKATOBI PROVINSI SULAWESI TENGGARA (ribu rupiah), 2013-2014

Table

ACTUAL REVENUE AND EXPENDITURE OF VILLAGE GOVERNMENT OF WAKATOBI, SULAWESI TENGGARA (thousand rupiahs), 2013-2014

Kabupaten / Regency : Wakatobi

Rincian <i>Classification</i>	2013	2014*)
(1)	(2)	(3)
I. PENDAPATAN/ REVENUE	13 455 462	12 489 575
1. Pendapatan Asli Daerah <i>Original Local Government Revenue</i>	1 219 300	1 060 365
2. Bagi Hasil Pajak <i>Tax Share</i>	31 938	31 938
3. Bagi Hasil Retribusi <i>Retribution Share</i>	0	0
4. Alokasi Dana Desa <i>Village Allocation Fund</i>	3 836 630	3 343 880
5. Bantuan Keuangan <i>Financial Assistance</i>	6 915 592	6 758 217
6. Hibah <i>Grant</i>	904 502	747 675
7. Sumbangan dari Pihak Ketiga <i>Donation from Third Parties</i>	547 500	547 500
II. BELANJA/ EXPENDITURE	13 459 113	12 493 225
1. Belanja Pegawai <i>Personnel Expenditure</i>	3 937 264	3 390 943
2. Belanja Barang dan Jasa <i>Goods and Services Expenditure</i>	209 119	175 619
3. Belanja Modal <i>Capital Expenditure</i>	6 433 999	6 414 999
4. Belanja Subsidi <i>Subsidies Expenditure</i>	57 755	0
5. Belanja Hibah <i>Grants Expenditure</i>	579 749	525 937
6. Belanja Bantuan Sosial <i>Social Assistance Expenditure</i>	322 696	322 696
7. Belanja Bantuan Keuangan <i>Financial Assistance Expenditure</i>	1 891 156	1 635 656
8. Belanja Tak Terduga <i>Unpredicted Expenditure</i>	27 375	27 375

*) APB Desa

REALISASI PENDAPATAN DAN BELANJA PEMERINTAH DESA, KABUPATEN

Tabel : 30.9 KOLAKA UTARA PROVINSI SULAWESI TENGGARA (ribu rupiah), 2013-2014
Table ACTUAL REVENUE AND EXPENDITURE OF VILLAGE GOVERNMENT OF KOLAKA UTARA, SULAWESI TENGGARA (thousand rupiahs), 2013-2014

Kabupaten / Regency : Kolaka Utara

Rincian <i>Classification</i>	2013	2014*)
(1)	(2)	(3)
I. PENDAPATAN/ REVENUE	37 624 896	35 068 069
1. Pendapatan Asli Daerah <i>Original Local Government Revenue</i>	2 984 520	2 976 683
2. Bagi Hasil Pajak <i>Tax Share</i>	42 510	40 361
3. Bagi Hasil Retribusi <i>Retribution Share</i>	5 450	5 450
4. Alokasi Dana Desa <i>Village Allocation Fund</i>	10 991 686	11 280 371
5. Bantuan Keuangan <i>Financial Assistance</i>	22 783 230	20 671 775
6. Hibah <i>Grant</i>	817 500	93 429
7. Sumbangan dari Pihak Ketiga <i>Donation from Third Parties</i>	0	0
II. BELANJA/ EXPENDITURE	38 389 456	35 890 075
1. Belanja Pegawai <i>Personnel Expenditure</i>	16 053 134	18 102 342
2. Belanja Barang dan Jasa <i>Goods and Services Expenditure</i>	3 769 966	3 583 360
3. Belanja Modal <i>Capital Expenditure</i>	17 696 706	13 878 945
4. Belanja Subsidi <i>Subsidies Expenditure</i>	0	0
5. Belanja Hibah <i>Grants Expenditure</i>	0	0
6. Belanja Bantuan Sosial <i>Social Assistance Expenditure</i>	429 757	169 714
7. Belanja Bantuan Keuangan <i>Financial Assistance Expenditure</i>	311 429	0
8. Belanja Tak Terduga <i>Unpredicted Expenditure</i>	128 464	155 714

*) APB Desa

REALISASI PENDAPATAN DAN BELANJA PEMERINTAH DESA, KABUPATEN BUTON

Tabel : 30.10 UTARA PROVINSI SULAWESI TENGGARA (ribu rupiah), 2013-2014

Table

**ACTUAL REVENUE AND EXPENDITURE OF VILLAGE GOVERNMENT OF BUTON
UTARA, SULAWESI TENGGARA (thousand rupiahs), 2013-2014**

Kabupaten / Regency : Buton Utara

Rincian <i>Classification</i>	2013	2014*)
(1)	(2)	(3)
I. PENDAPATAN/ REVENUE	16 760 462	15 797 490
1. Pendapatan Asli Daerah <i>Original Local Government Revenue</i>	654 860	639 548
2. Bagi Hasil Pajak <i>Tax Share</i>	57 269	57 269
3. Bagi Hasil Retribusi <i>Retribution Share</i>	0	0
4. Alokasi Dana Desa <i>Village Allocation Fund</i>	3 600 061	3 109 326
5. Bantuan Keuangan <i>Financial Assistance</i>	12 391 922	11 934 997
6. Hibah <i>Grant</i>	0	0
7. Sumbangan dari Pihak Ketiga <i>Donation from Third Parties</i>	56 350	56 350
II. BELANJA/ EXPENDITURE	16 784 964	15 821 990
1. Belanja Pegawai <i>Personnel Expenditure</i>	2 760 232	2 300 856
2. Belanja Barang dan Jasa <i>Goods and Services Expenditure</i>	1 696 705	1 495 988
3. Belanja Modal <i>Capital Expenditure</i>	10 843 939	10 541 058
4. Belanja Subsidi <i>Subsidies Expenditure</i>	0	0
5. Belanja Hibah <i>Grants Expenditure</i>	0	0
6. Belanja Bantuan Sosial <i>Social Assistance Expenditure</i>	0	0
7. Belanja Bantuan Keuangan <i>Financial Assistance Expenditure</i>	1 484 088	1 484 088
8. Belanja Tak Terduga <i>Unpredicted Expenditure</i>	0	0

*) APB Desa

REALISASI PENDAPATAN DAN BELANJA PEMERINTAH DESA, KABUPATEN

Tabel : 30.11 KONAWE UTARA PROVINSI SULAWESI TENGGARA (ribu rupiah), 2013-2014

Table

ACTUAL REVENUE AND EXPENDITURE OF VILLAGE GOVERNMENT OF KONAWE UTARA, SULAWESI TENGGARA (thousand rupiahs), 2013-2014

Kabupaten / Regency : Konawe Utara

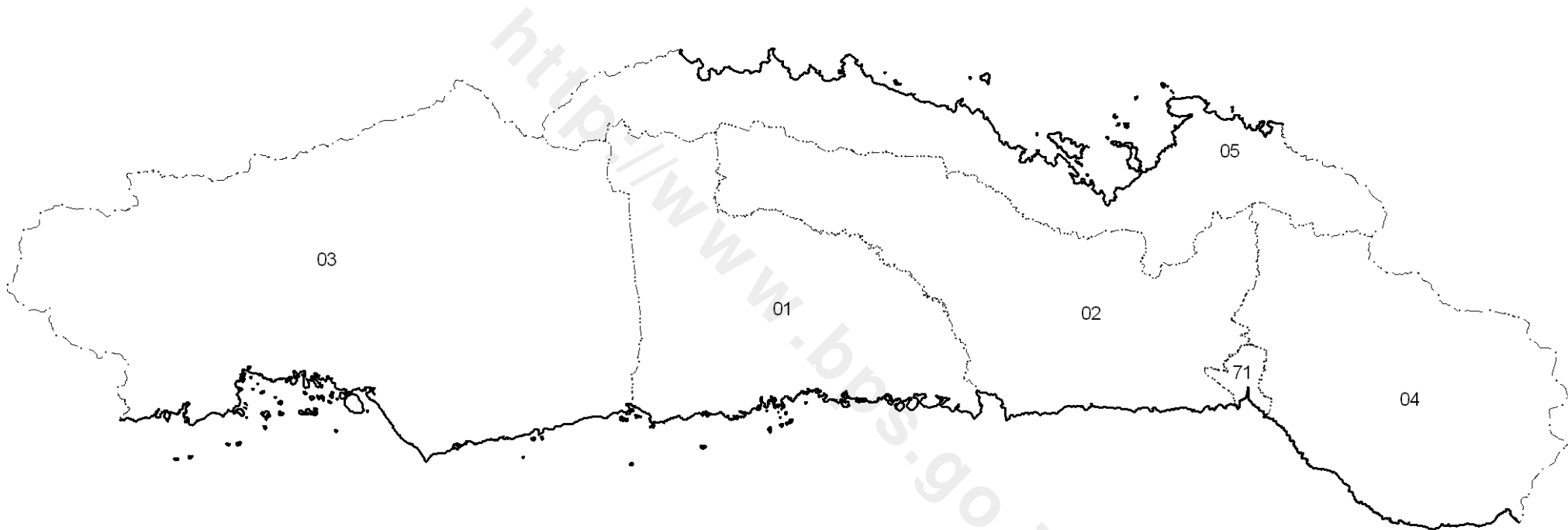
Rincian <i>Classification</i>	2013	2014*)
(1)	(2)	(3)
I. PENDAPATAN/ REVENUE	22 743 832	21 715 009
1. Pendapatan Asli Daerah <i>Original Local Government Revenue</i>	3 920 551	3 735 198
2. Bagi Hasil Pajak <i>Tax Share</i>	58 486	50 954
3. Bagi Hasil Retribusi <i>Retribution Share</i>	0	0
4. Alokasi Dana Desa <i>Village Allocation Fund</i>	14 055 833	14 055 833
5. Bantuan Keuangan <i>Financial Assistance</i>	3 848 507	3 012 569
6. Hibah <i>Grant</i>	735 877	735 877
7. Sumbangan dari Pihak Ketiga <i>Donation from Third Parties</i>	124 578	124 578
II. BELANJA/ EXPENDITURE	22 749 738	21 634 323
1. Belanja Pegawai <i>Personnel Expenditure</i>	8 154 387	8 054 489
2. Belanja Barang dan Jasa <i>Goods and Services Expenditure</i>	2 807 712	2 429 472
3. Belanja Modal <i>Capital Expenditure</i>	7 782 491	7 145 214
4. Belanja Subsidi <i>Subsidies Expenditure</i>	110 769	110 769
5. Belanja Hibah <i>Grants Expenditure</i>	169 846	169 846
6. Belanja Bantuan Sosial <i>Social Assistance Expenditure</i>	1 935 426	1 935 426
7. Belanja Bantuan Keuangan <i>Financial Assistance Expenditure</i>	1 053 932	1 053 932
8. Belanja Tak Terduga <i>Unpredicted Expenditure</i>	735 175	735 175

*) APB Desa

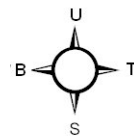
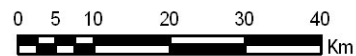
Gambar **Peta Indeks Provinsi Gorontalo menurut Kabupaten/Kota**

..... : 28

Figure *Index Map of Gorontalo Province by Regency/Municipality*



KODE	NAMA KABUPATEN/KOTA
01	BOALEMO
02	GORONTALO
03	POHUWATO
04	BONE BOLANGO
05	GORONTALO UTARA
71	GORONTALO



Legenda

- — — — — Batas Negara
- Batas Provinsi
- Batas Kabupaten
- Batas Kecamatan
- Batas Desa
- — — — — Garis Pantai / Batas Perairan

Sumber :
Peta Digital Batas Wilayah dari Bakosurtanal, Tahun 2008
(Diedit BPS Tahun 2010)

Tabel : 31
Table REALISASI PENDAPATAN DAN BELANJA PEMERINTAH DESA SELURUH PROVINSI
 GORONTALO (ribu rupiah), 2013-2014
 ACTUAL REVENUE AND EXPENDITURE OF VILLAGE GOVERNMENT THROUGHOUT
 GORONTALO PROVINCE (thousand rupiahs), 2013-2014

Kabupaten/Kota <i>Regency/Municipality</i>	2013		2014*)	
	Pendapatan <i>Revenue</i>	Belanja <i>Expenditure</i>	Pendapatan <i>Revenue</i>	Belanja <i>Expenditure</i>
(1)	(2)	(3)	(4)	(5)
01 Boalemo	18 230 314	18 179 765	21 304 569	21 307 102
02 Gorontalo	22 800 250	22 503 534	27 095 726	26 975 793
03 Pohuwato	21 903 885	21 975 361	23 079 890	22 564 047
04 Bone Bolango	22 724 971	21 678 363	24 531 719	21 260 428
05 Gorontalo Utara	10 287 532	10 287 452	10 354 848	10 354 768
GORONTALO	95 946 952	94 624 475	106 366 752	102 462 138

*) APB Desa

<http://www.bps.go.id>

Tabel : 31.1 **REALISASI PENDAPATAN DAN BELANJA SELURUH PEMERINTAH DESA DI**
PROVINSI GORONTALO (ribu rupiah), 2013-2014
Table : **ACTUAL REVENUE AND EXPENDITURE OF VILLAGE GOVERNMENT THROUGHOUT**
GORONTALO PROVINCE (thousand rupiahs), 2013-2014

Rincian <i>Classification</i>	2013	2014*)
(1)	(2)	(3)
I. PENDAPATAN/REVENUE	95 946 952	106 366 752
1. Pendapatan Asli Daerah <i>Original Local Government Revenue</i>	9 236 713	9 574 666
2. Bagi Hasil Pajak <i>Tax Share</i>	400 016	758 374
3. Bagi Hasil Retribusi <i>Retribution Share</i>	508 523	596 115
4. Alokasi Dana Desa <i>Village Allocation Fund</i>	58 246 650	71 303 121
5. Bantuan Keuangan <i>Financial Assistance</i>	26 055 592	22 856 728
6. Hibah <i>Grant</i>	1 434 870	1 250 846
7. Sumbangan dari Pihak Ketiga <i>Donation from Third Parties</i>	64 588	26 902
II. BELANJA/EXPENDITURE	94 624 475	102 462 138
1. Belanja Pegawai <i>Personnel Expenditure</i>	52 806 047	56 895 040
2. Belanja Barang dan Jasa <i>Goods and Services Expenditure</i>	14 610 365	17 370 238
3. Belanja Modal <i>Capital Expenditure</i>	16 845 772	17 824 727
4. Belanja Subsidi <i>Subsidies Expenditure</i>	203 000	0
5. Belanja Hibah <i>Grants Expenditure</i>	1 762 824	2 127 734
6. Belanja Bantuan Sosial <i>Social Assistance Expenditure</i>	5 198 327	6 136 042
7. Belanja Bantuan Keuangan <i>Financial Assistance Expenditure</i>	2 495 455	1 326 066
8. Belanja Tak Terduga <i>Unpredicted Expenditure</i>	702 685	782 291

*) APB Desa

REALISASI PENDAPATAN DAN BELANJA PEMERINTAH DESA, KABUPATEN

Tabel : 31.2 BOALEMO PROVINSI GORONTALO (ribu rupiah), 2013-2014

Table

**ACTUAL REVENUE AND EXPENDITURE OF VILLAGE GOVERNMENT OF BOALEMO,
GORONTALO (thousand rupiahs), 2013-2014**

Kabupaten / Regency : Boalemo

Rincian <i>Classification</i>	2013	2014*)
(1)	(2)	(3)
I. PENDAPATAN/ REVENUE	18 230 314	21 304 569
1. Pendapatan Asli Daerah <i>Original Local Government Revenue</i>	932 551	912 187
2. Bagi Hasil Pajak <i>Tax Share</i>	19 574	19 574
3. Bagi Hasil Retribusi <i>Retribution Share</i>	0	0
4. Alokasi Dana Desa <i>Village Allocation Fund</i>	16 106 189	19 048 808
5. Bantuan Keuangan <i>Financial Assistance</i>	1 172 000	1 324 000
6. Hibah <i>Grant</i>	0	0
7. Sumbangan dari Pihak Ketiga <i>Donation from Third Parties</i>	0	0
II. BELANJA/ EXPENDITURE	18 179 765	21 307 102
1. Belanja Pegawai <i>Personnel Expenditure</i>	13 762 294	15 533 224
2. Belanja Barang dan Jasa <i>Goods and Services Expenditure</i>	2 369 806	3 075 931
3. Belanja Modal <i>Capital Expenditure</i>	1 957 132	2 313 193
4. Belanja Subsidi <i>Subsidies Expenditure</i>	0	0
5. Belanja Hibah <i>Grants Expenditure</i>	0	0
6. Belanja Bantuan Sosial <i>Social Assistance Expenditure</i>	72 800	309 548
7. Belanja Bantuan Keuangan <i>Financial Assistance Expenditure</i>	0	0
8. Belanja Tak Terduga <i>Unpredicted Expenditure</i>	17 733	75 206

*) APB Desa

REALISASI PENDAPATAN DAN BELANJA PEMERINTAH DESA, KABUPATEN

Tabel : 31.3 GORONTALO PROVINSI GORONTALO (ribu rupiah), 2013-2014

Table

ACTUAL REVENUE AND EXPENDITURE OF VILLAGE GOVERNMENT OF GORONTALO, GORONTALO (thousand rupiahs), 2013-2014

Kabupaten / Regency : Gorontalo

Rincian <i>Classification</i>	2013	2014*)
(1)	(2)	(3)
I. PENDAPATAN/ REVENUE	22 800 250	27 095 726
1. Pendapatan Asli Daerah <i>Original Local Government Revenue</i>	6 204 005	7 636 267
2. Bagi Hasil Pajak <i>Tax Share</i>	294 441	731 085
3. Bagi Hasil Retribusi <i>Retribution Share</i>	508 523	596 115
4. Alokasi Dana Desa <i>Village Allocation Fund</i>	4 486 389	4 599 857
5. Bantuan Keuangan <i>Financial Assistance</i>	10 546 244	12 898 357
6. Hibah <i>Grant</i>	713 917	625 000
7. Sumbangan dari Pihak Ketiga <i>Donation from Third Parties</i>	46 731	9 045
II. BELANJA/ EXPENDITURE	22 503 534	26 975 793
1. Belanja Pegawai <i>Personnel Expenditure</i>	10 688 603	12 076 720
2. Belanja Barang dan Jasa <i>Goods and Services Expenditure</i>	4 389 983	5 329 410
3. Belanja Modal <i>Capital Expenditure</i>	2 934 815	3 556 368
4. Belanja Subsidi <i>Subsidies Expenditure</i>	0	0
5. Belanja Hibah <i>Grants Expenditure</i>	725 082	786 268
6. Belanja Bantuan Sosial <i>Social Assistance Expenditure</i>	2 299 163	3 526 710
7. Belanja Bantuan Keuangan <i>Financial Assistance Expenditure</i>	875 445	1 147 866
8. Belanja Tak Terduga <i>Unpredicted Expenditure</i>	590 443	552 451

*) APB Desa

REALISASI PENDAPATAN DAN BELANJA PEMERINTAH DESA, KABUPATEN

Tabel : 31.4 POHUWATO PROVINSI GORONTALO (ribu rupiah), 2013-2014

Table

**ACTUAL REVENUE AND EXPENDITURE OF VILLAGE GOVERNMENT OF
POHUWATO, GORONTALO (thousand rupiahs), 2013-2014**

Kabupaten / Regency : Pohuwato

Rincian <i>Classification</i>	2013	2014*)
(1)	(2)	(3)
I. PENDAPATAN/ REVENUE	21 903 885	23 079 890
1. Pendapatan Asli Daerah <i>Original Local Government Revenue</i>	102 410	137 460
2. Bagi Hasil Pajak <i>Tax Share</i>	0	0
3. Bagi Hasil Retribusi <i>Retribution Share</i>	0	0
4. Alokasi Dana Desa <i>Village Allocation Fund</i>	16 413 775	17 297 088
5. Bantuan Keuangan <i>Financial Assistance</i>	5 387 700	5 645 342
6. Hibah <i>Grant</i>	0	0
7. Sumbangan dari Pihak Ketiga <i>Donation from Third Parties</i>	0	0
II. BELANJA/ EXPENDITURE	21 975 361	22 564 047
1. Belanja Pegawai <i>Personnel Expenditure</i>	9 394 138	10 111 622
2. Belanja Barang dan Jasa <i>Goods and Services Expenditure</i>	5 008 257	5 547 489
3. Belanja Modal <i>Capital Expenditure</i>	5 828 024	5 266 482
4. Belanja Subsidi <i>Subsidies Expenditure</i>	203 000	0
5. Belanja Hibah <i>Grants Expenditure</i>	938 742	1 217 049
6. Belanja Bantuan Sosial <i>Social Assistance Expenditure</i>	514 200	394 905
7. Belanja Bantuan Keuangan <i>Financial Assistance Expenditure</i>	75 000	0
8. Belanja Tak Terduga <i>Unpredicted Expenditure</i>	14 000	26 500

*) APB Desa

REALISASI PENDAPATAN DAN BELANJA PEMERINTAH DESA, KABUPATEN BONE

Tabel : 31.5 BOLANGO PROVINSI GORONTALO (ribu rupiah), 2013-2014

Table

**ACTUAL REVENUE AND EXPENDITURE OF VILLAGE GOVERNMENT OF BONE
BOLANGO, GORONTALO (thousand rupiahs), 2013-2014**

Kabupaten / Regency : Bone Bolango

Rincian <i>Classification</i>	2013	2014*)
(1)	(2)	(3)
I. PENDAPATAN/ REVENUE	22 724 971	24 531 719
1. Pendapatan Asli Daerah <i>Original Local Government Revenue</i>	1 646 649	572 970
2. Bagi Hasil Pajak <i>Tax Share</i>	83 369	5 083
3. Bagi Hasil Retribusi <i>Retribution Share</i>	0	0
4. Alokasi Dana Desa <i>Village Allocation Fund</i>	14 496 667	23 928 249
5. Bantuan Keuangan <i>Financial Assistance</i>	5 876 333	0
6. Hibah <i>Grant</i>	621 953	25 417
7. Sumbangan dari Pihak Ketiga <i>Donation from Third Parties</i>	0	0
II. BELANJA/ EXPENDITURE	21 678 363	21 260 428
1. Belanja Pegawai <i>Personnel Expenditure</i>	13 391 032	13 701 466
2. Belanja Barang dan Jasa <i>Goods and Services Expenditure</i>	1 729 157	2 351 920
3. Belanja Modal <i>Capital Expenditure</i>	5 176 545	3 953 492
4. Belanja Subsidi <i>Subsidies Expenditure</i>	0	0
5. Belanja Hibah <i>Grants Expenditure</i>	0	25 417
6. Belanja Bantuan Sosial <i>Social Assistance Expenditure</i>	1 240 333	1 125 450
7. Belanja Bantuan Keuangan <i>Financial Assistance Expenditure</i>	101 667	0
8. Belanja Tak Terduga <i>Unpredicted Expenditure</i>	39 629	102 683

*) APB Desa

REALISASI PENDAPATAN DAN BELANJA PEMERINTAH DESA, KABUPATEN

Tabel : 31.6 GORONTALO UTARA PROVINSI GORONTALO (ribu rupiah), 2013-2014

Table

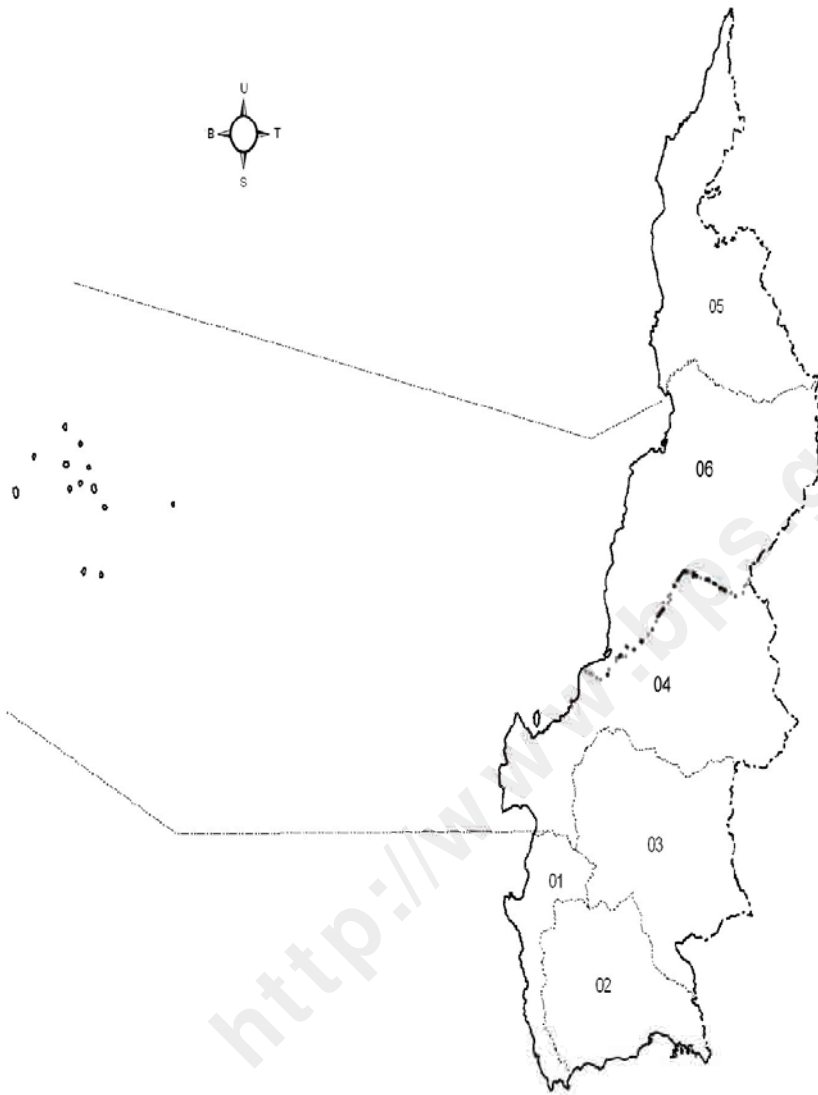
ACTUAL REVENUE AND EXPENDITURE OF VILLAGE GOVERNMENT OF GORONTALO UTARA, GORONTALO (thousand rupiahs), 2013-2014

Kabupaten / Regency : Gorontalo Utara

Rincian <i>Classification</i>	2013	2014*)
(1)	(2)	(3)
I. PENDAPATAN/ REVENUE	10 287 532	10 354 848
1. Pendapatan Asli Daerah <i>Original Local Government Revenue</i>	351 098	315 782
2. Bagi Hasil Pajak <i>Tax Share</i>	2 632	2 632
3. Bagi Hasil Retribusi <i>Retribution Share</i>	0	0
4. Alokasi Dana Desa <i>Village Allocation Fund</i>	6 743 630	6 429 119
5. Bantuan Keuangan <i>Financial Assistance</i>	3 073 315	2 989 029
6. Hibah <i>Grant</i>	99 000	600 429
7. Sumbangan dari Pihak Ketiga <i>Donation from Third Parties</i>	17 857	17 857
II. BELANJA/ EXPENDITURE	10 287 452	10 354 768
1. Belanja Pegawai <i>Personnel Expenditure</i>	5 569 980	5 472 008
2. Belanja Barang dan Jasa <i>Goods and Services Expenditure</i>	1 113 162	1 065 488
3. Belanja Modal <i>Capital Expenditure</i>	949 256	2 735 192
4. Belanja Subsidi <i>Subsidies Expenditure</i>	0	0
5. Belanja Hibah <i>Grants Expenditure</i>	99 000	99 000
6. Belanja Bantuan Sosial <i>Social Assistance Expenditure</i>	1 071 831	779 429
7. Belanja Bantuan Keuangan <i>Financial Assistance Expenditure</i>	1 443 343	178 200
8. Belanja Tak Terduga <i>Unpredicted Expenditure</i>	40 880	25 451

*) APB Desa

Gambar **Peta Indeks Provinsi Sulawesi Barat menurut Kabupaten/Kota**
 : 29
Figure **Index Map of Sulawesi Barat Province by Regency/Municipality**



Legenda

- Batas Negara
- Batas Provinsi
- Batas Kabupaten
- Batas Kecamatan
- Batas Desa
- Garis Pantai / Batas Perairan

Sumber :
 Peta Digital Batas Wilayah dari Bakosurtanal, Tahun 2008.
 (Diedit BPS Tahun 2010)



KODE	NAMA KABUPATEN/KOTA
01	MAJENE
02	POLEWALI MANDAR
03	MAMASA
04	MAMUJU
05	MAMUJU UTARA
06	MAMUJU TENGAH

Tabel : 32
Table REALISASI PENDAPATAN DAN BELANJA PEMERINTAH DESA SELURUH PROVINSI
 SULAWESI BARAT (ribu rupiah), 2013-2014
 ACTUAL REVENUE AND EXPENDITURE OF VILLAGE GOVERNMENT THROUGHOUT
 SULAWESI BARAT PROVINCE (thousand rupiahs), 2013-2014

Kabupaten/Kota <i>Regency/Municipality</i>	2013		2014*)	
	Pendapatan <i>Revenue</i>	Belanja <i>Expenditure</i>	Pendapatan <i>Revenue</i>	Belanja <i>Expenditure</i>
(1)	(2)	(3)	(4)	(5)
01 Majene	5 571 202	5 758 890	6 566 030	6 582 753
02 Polewali Mandar	13 082 552	12 978 173	14 043 055	13 874 519
03 Mamasa	10 033 445	10 033 445	8 657 496	8 657 496
04 Mamuju	16 567 574	16 727 857	15 724 297	15 724 297
05 Mamuju Utara	7 922 595	7 922 595	7 922 595	7 922 595
SULAWESI BARAT	53 177 368	53 420 960	52 913 473	52 761 660

*) APB Desa

<http://www.bps.go.id>

Tabel : 32.1 REALISASI PENDAPATAN DAN BELANJA SELURUH PEMERINTAH DESA DI PROVINSI SULAWESI BARAT (ribu rupiah), 2013-2014
Table ACTUAL REVENUE AND EXPENDITURE OF VILLAGE GOVERNMENT THROUGHOUT SULAWESI BARAT PROVINCE (thousand rupiahs), 2013-2014

Rincian <i>Classification</i>	2013	2014*)
(1)	(2)	(3)
I. PENDAPATAN/REVENUE	53 177 368	52 913 473
1. Pendapatan Asli Daerah <i>Original Local Government Revenue</i>	3 281 110	3 232 675
2. Bagi Hasil Pajak <i>Tax Share</i>	330 248	401 476
3. Bagi Hasil Retribusi <i>Retribution Share</i>	433 576	219 908
4. Alokasi Dana Desa <i>Village Allocation Fund</i>	44 951 433	44 919 863
5. Bantuan Keuangan <i>Financial Assistance</i>	4 176 376	4 134 926
6. Hibah <i>Grant</i>	0	0
7. Sumbangan dari Pihak Ketiga <i>Donation from Third Parties</i>	4 625	4 625
II. BELANJA/EXPENDITURE	53 420 960	52 761 660
1. Belanja Pegawai <i>Personnel Expenditure</i>	23 178 864	23 200 969
2. Belanja Barang dan Jasa <i>Goods and Services Expenditure</i>	9 209 697	9 872 880
3. Belanja Modal <i>Capital Expenditure</i>	18 999 288	16 731 540
4. Belanja Subsidi <i>Subsidies Expenditure</i>	0	0
5. Belanja Hibah <i>Grants Expenditure</i>	92 297	510 760
6. Belanja Bantuan Sosial <i>Social Assistance Expenditure</i>	1 445 614	1 753 851
7. Belanja Bantuan Keuangan <i>Financial Assistance Expenditure</i>	331 760	479 960
8. Belanja Tak Terduga <i>Unpredicted Expenditure</i>	163 440	211 700

*) APB Desa

REALISASI PENDAPATAN DAN BELANJA PEMERINTAH DESA, KABUPATEN

Tabel : 32.2 MAJENE PROVINSI SULAWESI BARAT (ribu rupiah), 2013-2014

Table

**ACTUAL REVENUE AND EXPENDITURE OF VILLAGE GOVERNMENT OF MAJENE,
SULAWESI BARAT (thousand rupiahs), 2013-2014**

Kabupaten / Regency : Majene

Rincian <i>Classification</i>	2013	2014*)
(1)	(2)	(3)
I. PENDAPATAN/ REVENUE	5 571 202	6 566 030
1. Pendapatan Asli Daerah <i>Original Local Government Revenue</i>	7 800	0
2. Bagi Hasil Pajak <i>Tax Share</i>	79 882	219 976
3. Bagi Hasil Retribusi <i>Retribution Share</i>	433 576	219 908
4. Alokasi Dana Desa <i>Village Allocation Fund</i>	5 049 944	6 126 146
5. Bantuan Keuangan <i>Financial Assistance</i>	0	0
6. Hibah <i>Grant</i>	0	0
7. Sumbangan dari Pihak Ketiga <i>Donation from Third Parties</i>	0	0
II. BELANJA/ EXPENDITURE	5 758 890	6 582 753
1. Belanja Pegawai <i>Personnel Expenditure</i>	2 110 872	2 096 162
2. Belanja Barang dan Jasa <i>Goods and Services Expenditure</i>	1 029 600	1 304 420
3. Belanja Modal <i>Capital Expenditure</i>	1 710 254	2 000 211
4. Belanja Subsidi <i>Subsidies Expenditure</i>	0	0
5. Belanja Hibah <i>Grants Expenditure</i>	0	0
6. Belanja Bantuan Sosial <i>Social Assistance Expenditure</i>	567 044	668 200
7. Belanja Bantuan Keuangan <i>Financial Assistance Expenditure</i>	331 760	479 960
8. Belanja Tak Terduga <i>Unpredicted Expenditure</i>	9 360	33 800

*) APB Desa

REALISASI PENDAPATAN DAN BELANJA PEMERINTAH DESA, KABUPATEN

Tabel : 32.3 POLEWALI MANDAR PROVINSI SULAWESI BARAT (ribu rupiah), 2013-2014

Table

ACTUAL REVENUE AND EXPENDITURE OF VILLAGE GOVERNMENT OF POLEWALI MANDAR, SULAWESI BARAT (thousand rupiahs), 2013-2014

Kabupaten / Regency : Polewali Mandar

Rincian <i>Classification</i>	2013	2014*)
(1)	(2)	(3)
I. PENDAPATAN/ REVENUE	13 082 552	14 043 055
1. Pendapatan Asli Daerah <i>Original Local Government Revenue</i>	41 633	42 623
2. Bagi Hasil Pajak <i>Tax Share</i>	217 066	148 200
3. Bagi Hasil Retribusi <i>Retribution Share</i>	0	0
4. Alokasi Dana Desa <i>Village Allocation Fund</i>	12 782 403	13 852 232
5. Bantuan Keuangan <i>Financial Assistance</i>	41 450	0
6. Hibah <i>Grant</i>	0	0
7. Sumbangan dari Pihak Ketiga <i>Donation from Third Parties</i>	0	0
II. BELANJA/ EXPENDITURE	12 978 173	13 874 519
1. Belanja Pegawai <i>Personnel Expenditure</i>	8 154 556	9 188 010
2. Belanja Barang dan Jasa <i>Goods and Services Expenditure</i>	1 932 004	2 769 801
3. Belanja Modal <i>Capital Expenditure</i>	2 736 236	1 285 352
4. Belanja Subsidi <i>Subsidies Expenditure</i>	0	0
5. Belanja Hibah <i>Grants Expenditure</i>	17 297	378 760
6. Belanja Bantuan Sosial <i>Social Assistance Expenditure</i>	135 195	181 071
7. Belanja Bantuan Keuangan <i>Financial Assistance Expenditure</i>	0	0
8. Belanja Tak Terduga <i>Unpredicted Expenditure</i>	2 885	71 525

*) APB Desa

REALISASI PENDAPATAN DAN BELANJA PEMERINTAH DESA, KABUPATEN

Tabel : 32.4 MAMASA PROVINSI SULAWESI BARAT (ribu rupiah), 2013-2014

Table

**ACTUAL REVENUE AND EXPENDITURE OF VILLAGE GOVERNMENT OF MAMASA,
SULAWESI BARAT (thousand rupiahs), 2013-2014**

Kabupaten / Regency : Mamasa

Rincian <i>Classification</i>	2013	2014*)
(1)	(2)	(3)
I. PENDAPATAN/ REVENUE	10 033 445	8 657 496
1. Pendapatan Asli Daerah <i>Original Local Government Revenue</i>	0	0
2. Bagi Hasil Pajak <i>Tax Share</i>	0	0
3. Bagi Hasil Retribusi <i>Retribution Share</i>	0	0
4. Alokasi Dana Desa <i>Village Allocation Fund</i>	10 033 445	8 657 496
5. Bantuan Keuangan <i>Financial Assistance</i>	0	0
6. Hibah <i>Grant</i>	0	0
7. Sumbangan dari Pihak Ketiga <i>Donation from Third Parties</i>	0	0
II. BELANJA/ EXPENDITURE	10 033 445	8 657 496
1. Belanja Pegawai <i>Personnel Expenditure</i>	4 540 050	3 917 445
2. Belanja Barang dan Jasa <i>Goods and Services Expenditure</i>	1 837 137	1 585 198
3. Belanja Modal <i>Capital Expenditure</i>	3 656 258	3 154 853
4. Belanja Subsidi <i>Subsidies Expenditure</i>	0	0
5. Belanja Hibah <i>Grants Expenditure</i>	0	0
6. Belanja Bantuan Sosial <i>Social Assistance Expenditure</i>	0	0
7. Belanja Bantuan Keuangan <i>Financial Assistance Expenditure</i>	0	0
8. Belanja Tak Terduga <i>Unpredicted Expenditure</i>	0	0

*) APB Desa

REALISASI PENDAPATAN DAN BELANJA PEMERINTAH DESA, KABUPATEN

Tabel : 32.5 MAMUJU PROVINSI SULAWESI BARAT (ribu rupiah), 2013-2014

Table

**ACTUAL REVENUE AND EXPENDITURE OF VILLAGE GOVERNMENT OF MAMUJU,
SULAWESI BARAT (thousand rupiahs), 2013-2014**

Kabupaten / Regency : Mamuju

Rincian <i>Classification</i>	2013	2014*)
(1)	(2)	(3)
I. PENDAPATAN/ REVENUE	16 567 574	15 724 297
1. Pendapatan Asli Daerah <i>Original Local Government Revenue</i>	1 386 677	1 345 052
2. Bagi Hasil Pajak <i>Tax Share</i>	33 300	33 300
3. Bagi Hasil Retribusi <i>Retribution Share</i>	0	0
4. Alokasi Dana Desa <i>Village Allocation Fund</i>	11 008 046	10 206 394
5. Bantuan Keuangan <i>Financial Assistance</i>	4 134 926	4 134 926
6. Hibah <i>Grant</i>	0	0
7. Sumbangan dari Pihak Ketiga <i>Donation from Third Parties</i>	4 625	4 625
II. BELANJA/ EXPENDITURE	16 727 857	15 724 297
1. Belanja Pegawai <i>Personnel Expenditure</i>	4 368 386	3 958 352
2. Belanja Barang dan Jasa <i>Goods and Services Expenditure</i>	3 249 941	3 078 816
3. Belanja Modal <i>Capital Expenditure</i>	8 748 780	8 326 379
4. Belanja Subsidi <i>Subsidies Expenditure</i>	0	0
5. Belanja Hibah <i>Grants Expenditure</i>	0	0
6. Belanja Bantuan Sosial <i>Social Assistance Expenditure</i>	254 375	254 375
7. Belanja Bantuan Keuangan <i>Financial Assistance Expenditure</i>	0	0
8. Belanja Tak Terduga <i>Unpredicted Expenditure</i>	106 375	106 375

*) APB Desa

REALISASI PENDAPATAN DAN BELANJA PEMERINTAH DESA, KABUPATEN

Tabel : 32.6 MAMUJU UTARA PROVINSI SULAWESI BARAT (ribu rupiah), 2013-2014
Table ACTUAL REVENUE AND EXPENDITURE OF VILLAGE GOVERNMENT OF MAMUJU UTARA, SULAWESI BARAT (thousand rupiahs), 2013-2014

Kabupaten / Regency : Mamuju Utara

Rincian <i>Classification</i>	2013	2014*)
(1)	(2)	(3)
I. PENDAPATAN/ REVENUE	7 922 595	7 922 595
1. Pendapatan Asli Daerah <i>Original Local Government Revenue</i>	1 845 000	1 845 000
2. Bagi Hasil Pajak <i>Tax Share</i>	0	0
3. Bagi Hasil Retribusi <i>Retribution Share</i>	0	0
4. Alokasi Dana Desa <i>Village Allocation Fund</i>	6 077 595	6 077 595
5. Bantuan Keuangan <i>Financial Assistance</i>	0	0
6. Hibah <i>Grant</i>	0	0
7. Sumbangan dari Pihak Ketiga <i>Donation from Third Parties</i>	0	0
II. BELANJA/ EXPENDITURE	7 922 595	7 922 595
1. Belanja Pegawai <i>Personnel Expenditure</i>	4 005 000	4 041 000
2. Belanja Barang dan Jasa <i>Goods and Services Expenditure</i>	1 161 015	1 134 645
3. Belanja Modal <i>Capital Expenditure</i>	2 147 760	1 964 745
4. Belanja Subsidi <i>Subsidies Expenditure</i>	0	0
5. Belanja Hibah <i>Grants Expenditure</i>	75 000	132 000
6. Belanja Bantuan Sosial <i>Social Assistance Expenditure</i>	489 000	650 205
7. Belanja Bantuan Keuangan <i>Financial Assistance Expenditure</i>	0	0
8. Belanja Tak Terduga <i>Unpredicted Expenditure</i>	44 820	0

*) APB Desa

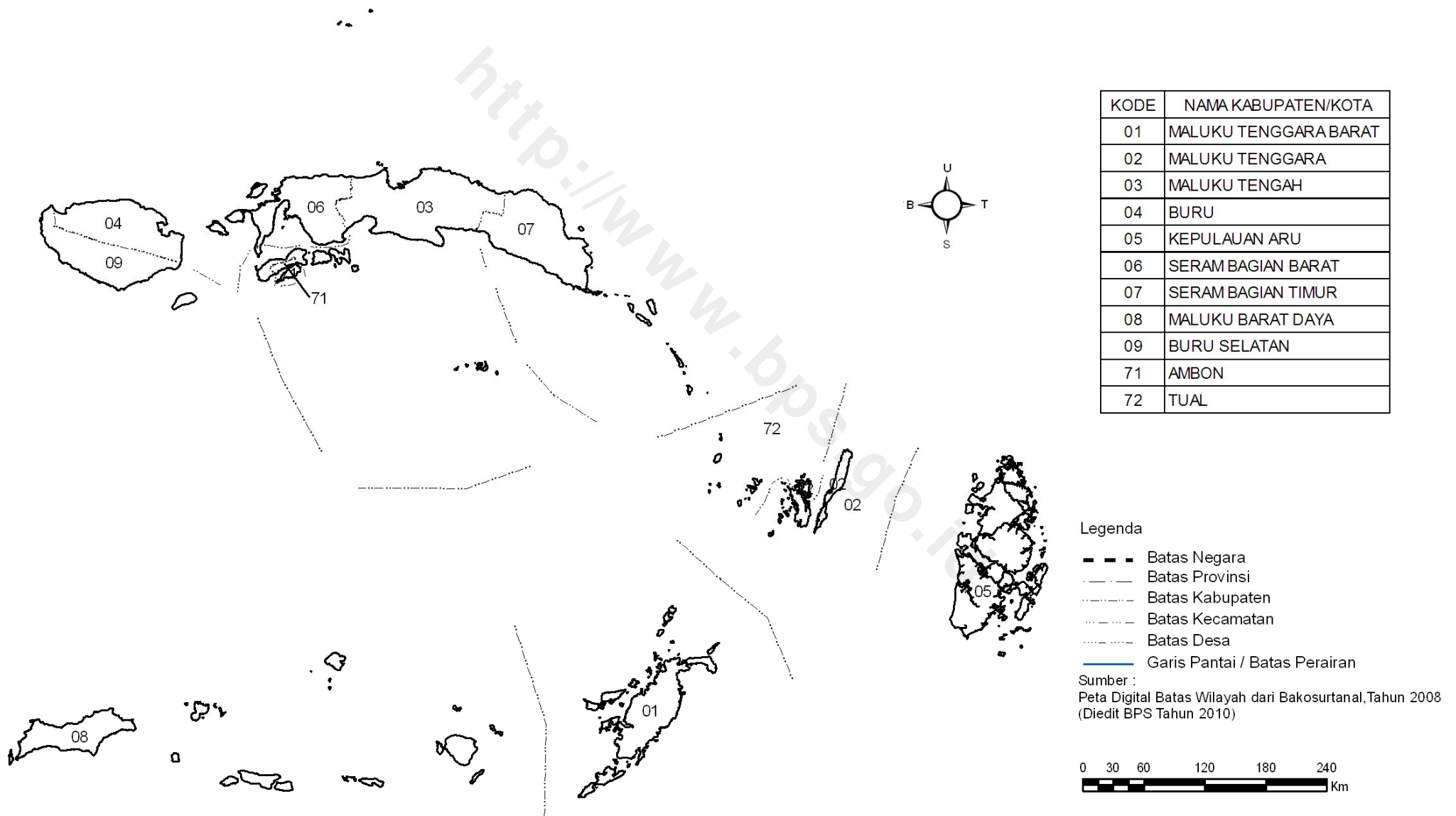
Gambar

..... : 30

Figure

Peta Indeks Provinsi Maluku menurut Kabupaten/Kota

Index Map of Maluku Province by Regency/Municipality



Tabel : 33
Table REALISASI PENDAPATAN DAN BELANJA PEMERINTAH DESA SELURUH PROVINSI
MALUKU (ribu rupiah), 2013-2014
ACTUAL REVENUE AND EXPENDITURE OF VILLAGE GOVERNMENT THROUGHOUT
MALUKU PROVINCE (thousand rupiahs), 2013-2014

Kabupaten/Kota <i>Regency/Municipality</i>	2013		2014*)	
	Pendapatan <i>Revenue</i>	Belanja <i>Expenditure</i>	Pendapatan <i>Revenue</i>	Belanja <i>Expenditure</i>
(1)	(2)	(3)	(4)	(5)
01 Maluku Tenggara Barat	9 671 661	7 701 901	10 233 958	9 168 733
02 Maluku Tenggara	15 227 325	14 026 176	7 950 094	7 950 094
03 Maluku Tengah	18 221 511	18 142 673	17 620 225	17 541 386
04 Buru	4 201 184	4 163 314	4 237 164	4 240 194
05 Kepulauan Aru	21 163 447	16 432 310	20 770 336	16 767 423
06 Seram Bagian Barat	9 103 817	8 532 825	13 275 416	12 628 803
07 Seram Bagian Timur	5 105 968	5 105 968	2 188 800	2 053 800
08 Maluku Barat Daya	10 996 429	9 838 061	10 173 095	9 209 796
09 Buru Selatan	6 558 600	6 372 300	6 740 683	6 550 774
71 Ambon	1 851 753	1 958 670	1 854 920	1 930 866
72 Tual	1 225 075	1 225 075	1 178 200	1 178 200
MALUKU	103 326 770	93 499 273	96 222 891	89 220 069

*) APB Desa

Tabel : 33.1 REALISASI PENDAPATAN DAN BELANJA SELURUH PEMERINTAH DESA DI
Table : 33.1 PROVINSI MALUKU (ribu rupiah), 2013-2014
ACTUAL REVENUE AND EXPENDITURE OF VILLAGE GOVERNMENT THROUGHOUT
MALUKU PROVINCE (thousand rupiahs), 2013-2014

Rincian <i>Classification</i>	2013	2014*)
(1)	(2)	(3)
I. PENDAPATAN/REVENUE	103 326 770	96 222 891
1. Pendapatan Asli Daerah <i>Original Local Government Revenue</i>	11 595 980	9 619 767
2. Bagi Hasil Pajak <i>Tax Share</i>	1 054 964	194 007
3. Bagi Hasil Retribusi <i>Retribution Share</i>	65 700	65 700
4. Alokasi Dana Desa <i>Village Allocation Fund</i>	33 796 014	38 380 250
5. Bantuan Keuangan <i>Financial Assistance</i>	40 707 794	30 983 587
6. Hibah <i>Grant</i>	15 470 667	16 546 333
7. Sumbangan dari Pihak Ketiga <i>Donation from Third Parties</i>	635 651	433 247
II. BELANJA/EXPENDITURE	93 499 273	89 220 069
1. Belanja Pegawai <i>Personnel Expenditure</i>	39 943 424	39 669 696
2. Belanja Barang dan Jasa <i>Goods and Services Expenditure</i>	13 295 702	11 063 227
3. Belanja Modal <i>Capital Expenditure</i>	25 360 162	25 990 861
4. Belanja Subsidi <i>Subsidies Expenditure</i>	1 093 333	840 000
5. Belanja Hibah <i>Grants Expenditure</i>	2 925 595	6 699 933
6. Belanja Bantuan Sosial <i>Social Assistance Expenditure</i>	8 262 314	3 456 138
7. Belanja Bantuan Keuangan <i>Financial Assistance Expenditure</i>	1 317 736	576 363
8. Belanja Tak Terduga <i>Unpredicted Expenditure</i>	1 301 007	923 851

*) APB Desa

REALISASI PENDAPATAN DAN BELANJA PEMERINTAH DESA, KABUPATEN

Tabel : 33.2 MALUKU TENGGARA BARAT PROVINSI MALUKU (ribu rupiah), 2013-2014

Table

**ACTUAL REVENUE AND EXPENDITURE OF VILLAGE GOVERNMENT OF MALUKU
TENGGARA BARAT, MALUKU (thousand rupiahs), 2013-2014**

Kabupaten / Regency : Maluku Tenggara Barat

Rincian <i>Classification</i>	2013	2014*)
(1)	(2)	(3)
I. PENDAPATAN/ REVENUE	9 671 661	10 233 958
1. Pendapatan Asli Daerah <i>Original Local Government Revenue</i>	4 690 763	3 258 345
2. Bagi Hasil Pajak <i>Tax Share</i>	119 469	107 014
3. Bagi Hasil Retribusi <i>Retribution Share</i>	0	0
4. Alokasi Dana Desa <i>Village Allocation Fund</i>	3 241 200	3 258 171
5. Bantuan Keuangan <i>Financial Assistance</i>	1 507 086	3 258 514
6. Hibah <i>Grant</i>	0	202 000
7. Sumbangan dari Pihak Ketiga <i>Donation from Third Parties</i>	113 143	149 914
II. BELANJA/ EXPENDITURE	7 701 901	9 168 733
1. Belanja Pegawai <i>Personnel Expenditure</i>	2 217 692	2 773 422
2. Belanja Barang dan Jasa <i>Goods and Services Expenditure</i>	1 958 474	722 501
3. Belanja Modal <i>Capital Expenditure</i>	2 863 622	5 051 420
4. Belanja Subsidi <i>Subsidies Expenditure</i>	0	0
5. Belanja Hibah <i>Grants Expenditure</i>	80 897	0
6. Belanja Bantuan Sosial <i>Social Assistance Expenditure</i>	291 589	335 280
7. Belanja Bantuan Keuangan <i>Financial Assistance Expenditure</i>	0	122 571
8. Belanja Tak Terduga <i>Unpredicted Expenditure</i>	289 627	163 539

*) APB Desa

REALISASI PENDAPATAN DAN BELANJA PEMERINTAH DESA, KABUPATEN

Tabel : 33.3 MALUKU TENGGARA PROVINSI MALUKU (ribu rupiah), 2013-2014

Table

**ACTUAL REVENUE AND EXPENDITURE OF VILLAGE GOVERNMENT OF MALUKU
TENGGARA, MALUKU (thousand rupiahs), 2013-2014**

Kabupaten / Regency : Maluku Tenggara

Rincian <i>Classification</i>	2013	2014*)
(1)	(2)	(3)
I. PENDAPATAN/ REVENUE	15 227 325	7 950 094
1. Pendapatan Asli Daerah <i>Original Local Government Revenue</i>	13 803	14 348
2. Bagi Hasil Pajak <i>Tax Share</i>	810 000	0
3. Bagi Hasil Retribusi <i>Retribution Share</i>	0	0
4. Alokasi Dana Desa <i>Village Allocation Fund</i>	3 263 855	3 272 475
5. Bantuan Keuangan <i>Financial Assistance</i>	7 899 667	4 663 271
6. Hibah <i>Grant</i>	3 240 000	0
7. Sumbangan dari Pihak Ketiga <i>Donation from Third Parties</i>	0	0
II. BELANJA/ EXPENDITURE	14 026 176	7 950 094
1. Belanja Pegawai <i>Personnel Expenditure</i>	6 006 259	4 948 151
2. Belanja Barang dan Jasa <i>Goods and Services Expenditure</i>	2 289 794	460 003
3. Belanja Modal <i>Capital Expenditure</i>	641 670	2 527 592
4. Belanja Subsidi <i>Subsidies Expenditure</i>	0	0
5. Belanja Hibah <i>Grants Expenditure</i>	0	0
6. Belanja Bantuan Sosial <i>Social Assistance Expenditure</i>	4 809 003	14 348
7. Belanja Bantuan Keuangan <i>Financial Assistance Expenditure</i>	0	0
8. Belanja Tak Terduga <i>Unpredicted Expenditure</i>	279 450	0

*) APB Desa

REALISASI PENDAPATAN DAN BELANJA PEMERINTAH DESA, KABUPATEN

Tabel : 33.4 MALUKU TENGAH PROVINSI MALUKU (ribu rupiah), 2013-2014

Table

**ACTUAL REVENUE AND EXPENDITURE OF VILLAGE GOVERNMENT OF MALUKU
TENGAH, MALUKU (thousand rupiahs), 2013-2014**

Kabupaten / Regency : Maluku Tengah

Rincian <i>Classification</i>	2013	2014*)
(1)	(2)	(3)
I. PENDAPATAN/ REVENUE	18 221 511	17 620 225
1. Pendapatan Asli Daerah <i>Original Local Government Revenue</i>	614 627	614 627
2. Bagi Hasil Pajak <i>Tax Share</i>	40 500	4 818
3. Bagi Hasil Retribusi <i>Retribution Share</i>	65 700	65 700
4. Alokasi Dana Desa <i>Village Allocation Fund</i>	6 991 630	6 426 026
5. Bantuan Keuangan <i>Financial Assistance</i>	1 749 054	1 749 054
6. Hibah <i>Grant</i>	8 760 000	8 760 000
7. Sumbangan dari Pihak Ketiga <i>Donation from Third Parties</i>	0	0
II. BELANJA/ EXPENDITURE	18 142 673	17 541 386
1. Belanja Pegawai <i>Personnel Expenditure</i>	3 649 259	3 534 050
2. Belanja Barang dan Jasa <i>Goods and Services Expenditure</i>	927 740	854 740
3. Belanja Modal <i>Capital Expenditure</i>	11 053 352	10 640 274
4. Belanja Subsidi <i>Subsidies Expenditure</i>	0	0
5. Belanja Hibah <i>Grants Expenditure</i>	136 744	136 744
6. Belanja Bantuan Sosial <i>Social Assistance Expenditure</i>	2 284 970	2 284 970
7. Belanja Bantuan Keuangan <i>Financial Assistance Expenditure</i>	0	0
8. Belanja Tak Terduga <i>Unpredicted Expenditure</i>	90 608	90 608

*) APB Desa

REALISASI PENDAPATAN DAN BELANJA PEMERINTAH DESA, KABUPATEN BURU

Tabel : 33.5 **PROVINSI MALUKU (ribu rupiah), 2013-2014**

Table

**ACTUAL REVENUE AND EXPENDITURE OF VILLAGE GOVERNMENT OF BURU,
MALUKU (thousand rupiahs), 2013-2014**

Kabupaten / Regency : Buru

Rincian <i>Classification</i>	2013	2014*)
(1)	(2)	(3)
I. PENDAPATAN/ REVENUE	4 201 184	4 237 164
1. Pendapatan Asli Daerah <i>Original Local Government Revenue</i>	375 300	394 100
2. Bagi Hasil Pajak <i>Tax Share</i>	17 860	15 040
3. Bagi Hasil Retribusi <i>Retribution Share</i>	0	0
4. Alokasi Dana Desa <i>Village Allocation Fund</i>	2 342 000	2 362 000
5. Bantuan Keuangan <i>Financial Assistance</i>	996 024	996 024
6. Hibah <i>Grant</i>	470 000	470 000
7. Sumbangan dari Pihak Ketiga <i>Donation from Third Parties</i>	0	0
II. BELANJA/ EXPENDITURE	4 163 314	4 240 194
1. Belanja Pegawai <i>Personnel Expenditure</i>	2 455 862	2 461 742
2. Belanja Barang dan Jasa <i>Goods and Services Expenditure</i>	845 258	845 258
3. Belanja Modal <i>Capital Expenditure</i>	654 194	725 194
4. Belanja Subsidi <i>Subsidies Expenditure</i>	0	0
5. Belanja Hibah <i>Grants Expenditure</i>	0	0
6. Belanja Bantuan Sosial <i>Social Assistance Expenditure</i>	208 000	208 000
7. Belanja Bantuan Keuangan <i>Financial Assistance Expenditure</i>	0	0
8. Belanja Tak Terduga <i>Unpredicted Expenditure</i>	0	0

*) APB Desa

REALISASI PENDAPATAN DAN BELANJA PEMERINTAH DESA, KABUPATEN

Tabel : 33.6 KEPULAUAN ARU PROVINSI MALUKU (ribu rupiah), 2013-2014

Table

**ACTUAL REVENUE AND EXPENDITURE OF VILLAGE GOVERNMENT OF
KEPULAUAN ARU, MALUKU (thousand rupiahs), 2013-2014**

Kabupaten / Regency : Kepulauan Aru

Rincian <i>Classification</i>	2013	2014*)
(1)	(2)	(3)
I. PENDAPATAN/ REVENUE	21 163 447	20 770 336
1. Pendapatan Asli Daerah <i>Original Local Government Revenue</i>	1 892 667	1 344 889
2. Bagi Hasil Pajak <i>Tax Share</i>	3 802	3 802
3. Bagi Hasil Retribusi <i>Retribution Share</i>	0	0
4. Alokasi Dana Desa <i>Village Allocation Fund</i>	1 755 000	7 232 778
5. Bantuan Keuangan <i>Financial Assistance</i>	17 499 978	12 176 867
6. Hibah <i>Grant</i>	12 000	12 000
7. Sumbangan dari Pihak Ketiga <i>Donation from Third Parties</i>	0	0
II. BELANJA/ EXPENDITURE	16 432 310	16 767 423
1. Belanja Pegawai <i>Personnel Expenditure</i>	12 176 867	12 176 867
2. Belanja Barang dan Jasa <i>Goods and Services Expenditure</i>	912 711	1 954 778
3. Belanja Modal <i>Capital Expenditure</i>	2 462 422	2 468 222
4. Belanja Subsidi <i>Subsidies Expenditure</i>	0	0
5. Belanja Hibah <i>Grants Expenditure</i>	0	128 889
6. Belanja Bantuan Sosial <i>Social Assistance Expenditure</i>	32 222	38 667
7. Belanja Bantuan Keuangan <i>Financial Assistance Expenditure</i>	841 644	0
8. Belanja Tak Terduga <i>Unpredicted Expenditure</i>	6 444	0

*) APB Desa

REALISASI PENDAPATAN DAN BELANJA PEMERINTAH DESA, KABUPATEN SERAM

Tabel : 33.7 BAGIAN BARAT PROVINSI MALUKU (ribu rupiah), 2013-2014

Table

**ACTUAL REVENUE AND EXPENDITURE OF VILLAGE GOVERNMENT OF SERAM
BAGIAN BARAT, MALUKU (thousand rupiahs), 2013-2014**

Kabupaten / Regency : Seram Bagian Barat

Rincian <i>Classification</i>	2013	2014*)
(1)	(2)	(3)
I. PENDAPATAN/ REVENUE	9 103 817	13 275 416
1. Pendapatan Asli Daerah <i>Original Local Government Revenue</i>	16 958	16 958
2. Bagi Hasil Pajak <i>Tax Share</i>	0	0
3. Bagi Hasil Retribusi <i>Retribution Share</i>	0	0
4. Alokasi Dana Desa <i>Village Allocation Fund</i>	4 947 392	5 004 725
5. Bantuan Keuangan <i>Financial Assistance</i>	1 530 800	1 531 400
6. Hibah <i>Grant</i>	2 608 667	6 722 333
7. Sumbangan dari Pihak Ketiga <i>Donation from Third Parties</i>	0	0
II. BELANJA/ EXPENDITURE	8 532 825	12 628 803
1. Belanja Pegawai <i>Personnel Expenditure</i>	4 504 265	4 665 300
2. Belanja Barang dan Jasa <i>Goods and Services Expenditure</i>	880 658	1 031 632
3. Belanja Modal <i>Capital Expenditure</i>	409 011	382 483
4. Belanja Subsidi <i>Subsidies Expenditure</i>	0	0
5. Belanja Hibah <i>Grants Expenditure</i>	2 637 333	6 396 967
6. Belanja Bantuan Sosial <i>Social Assistance Expenditure</i>	12 938	17 288
7. Belanja Bantuan Keuangan <i>Financial Assistance Expenditure</i>	4 125	4 125
8. Belanja Tak Terduga <i>Unpredicted Expenditure</i>	84 495	131 008

*) APB Desa

**REALISASI PENDAPATAN DAN BELANJA PEMERINTAH DESA, KABUPATEN SERAM
BAGIAN TIMUR PROVINSI MALUKU (ribu rupiah), 2013-2014
ACTUAL REVENUE AND EXPENDITURE OF VILLAGE GOVERNMENT OF SERAM
BAGIAN TIMUR, MALUKU (thousand rupiahs), 2013-2014**

Tabel : 33.8
Table

Kabupaten / Regency : Seram Bagian Timur

Rincian Classification	2013	2014*)
(1)	(2)	(3)
I. PENDAPATAN/ REVENUE	5 105 968	2 188 800
1. Pendapatan Asli Daerah <i>Original Local Government Revenue</i>	9 000	0
2. Bagi Hasil Pajak <i>Tax Share</i>	0	0
3. Bagi Hasil Retribusi <i>Retribution Share</i>	0	0
4. Alokasi Dana Desa <i>Village Allocation Fund</i>	840 000	840 000
5. Bantuan Keuangan <i>Financial Assistance</i>	4 189 668	1 348 800
6. Hibah <i>Grant</i>	0	0
7. Sumbangan dari Pihak Ketiga <i>Donation from Third Parties</i>	67 300	0
II. BELANJA/ EXPENDITURE	5 105 968	2 053 800
1. Belanja Pegawai <i>Personnel Expenditure</i>	1 348 800	1 348 800
2. Belanja Barang dan Jasa <i>Goods and Services Expenditure</i>	89 550	0
3. Belanja Modal <i>Capital Expenditure</i>	2 921 868	0
4. Belanja Subsidi <i>Subsidies Expenditure</i>	705 000	705 000
5. Belanja Hibah <i>Grants Expenditure</i>	0	0
6. Belanja Bantuan Sosial <i>Social Assistance Expenditure</i>	0	0
7. Belanja Bantuan Keuangan <i>Financial Assistance Expenditure</i>	22 300	0
8. Belanja Tak Terduga <i>Unpredicted Expenditure</i>	18 450	0

*) APB Desa

REALISASI PENDAPATAN DAN BELANJA PEMERINTAH DESA, KABUPATEN

Tabel : 33.9 MALUKU BARAT DAYA PROVINSI MALUKU (ribu rupiah), 2013-2014

Table

**ACTUAL REVENUE AND EXPENDITURE OF VILLAGE GOVERNMENT OF MALUKU
BARAT DAYA, MALUKU (thousand rupiahs), 2013-2014**

Kabupaten / Regency : Maluku Barat Daya

Rincian <i>Classification</i>	2013	2014*)
(1)	(2)	(3)
I. PENDAPATAN/ REVENUE	10 996 429	10 173 095
1. Pendapatan Asli Daerah <i>Original Local Government Revenue</i>	3 588 429	3 588 429
2. Bagi Hasil Pajak <i>Tax Share</i>	25 333	25 333
3. Bagi Hasil Retribusi <i>Retribution Share</i>	0	0
4. Alokasi Dana Desa <i>Village Allocation Fund</i>	4 996 667	4 490 000
5. Bantuan Keuangan <i>Financial Assistance</i>	1 722 667	1 406 000
6. Hibah <i>Grant</i>	380 000	380 000
7. Sumbangan dari Pihak Ketiga <i>Donation from Third Parties</i>	283 333	283 333
II. BELANJA/ EXPENDITURE	9 838 061	9 209 796
1. Belanja Pegawai <i>Personnel Expenditure</i>	2 197 700	2 278 767
2. Belanja Barang dan Jasa <i>Goods and Services Expenditure</i>	4 110 220	3 907 554
3. Belanja Modal <i>Capital Expenditure</i>	1 810 883	1 627 217
4. Belanja Subsidi <i>Subsidies Expenditure</i>	388 333	135 000
5. Belanja Hibah <i>Grants Expenditure</i>	37 333	37 333
6. Belanja Bantuan Sosial <i>Social Assistance Expenditure</i>	537 592	467 925
7. Belanja Bantuan Keuangan <i>Financial Assistance Expenditure</i>	449 667	449 667
8. Belanja Tak Terduga <i>Unpredicted Expenditure</i>	306 333	306 333

*) APB Desa

REALISASI PENDAPATAN DAN BELANJA PEMERINTAH DESA, KABUPATEN BURU

Tabel : 33.10 SELATAN PROVINSI MALUKU (ribu rupiah), 2013-2014

Table

**ACTUAL REVENUE AND EXPENDITURE OF VILLAGE GOVERNMENT OF BURU
SELATAN, MALUKU (thousand rupiahs), 2013-2014**

Kabupaten / Regency : Buru Selatan

Rincian <i>Classification</i>	2013	2014*)
(1)	(2)	(3)
I. PENDAPATAN/ REVENUE	6 558 600	6 740 683
1. Pendapatan Asli Daerah <i>Original Local Government Revenue</i>	162 000	165 138
2. Bagi Hasil Pajak <i>Tax Share</i>	0	0
3. Bagi Hasil Retribusi <i>Retribution Share</i>	0	0
4. Alokasi Dana Desa <i>Village Allocation Fund</i>	4 015 000	4 121 888
5. Bantuan Keuangan <i>Financial Assistance</i>	2 381 600	2 453 657
6. Hibah <i>Grant</i>	0	0
7. Sumbangan dari Pihak Ketiga <i>Donation from Third Parties</i>	0	0
II. BELANJA/ EXPENDITURE	6 372 300	6 550 774
1. Belanja Pegawai <i>Personnel Expenditure</i>	3 469 320	3 563 804
2. Belanja Barang dan Jasa <i>Goods and Services Expenditure</i>	614 700	630 196
3. Belanja Modal <i>Capital Expenditure</i>	1 976 680	2 034 751
4. Belanja Subsidi <i>Subsidies Expenditure</i>	0	0
5. Belanja Hibah <i>Grants Expenditure</i>	0	0
6. Belanja Bantuan Sosial <i>Social Assistance Expenditure</i>	86 000	89 660
7. Belanja Bantuan Keuangan <i>Financial Assistance Expenditure</i>	0	0
8. Belanja Tak Terduga <i>Unpredicted Expenditure</i>	225 600	232 363

*) APB Desa

REALISASI PENDAPATAN DAN BELANJA PEMERINTAH DESA, KOTA AMBON

Tabel : 33.11 PROVINSI MALUKU (ribu rupiah), 2013-2014

Table

**ACTUAL REVENUE AND EXPENDITURE OF VILLAGE GOVERNMENT OF AMBON,
MALUKU (thousand rupiahs), 2013-2014**

Kota / Municipality : Ambon

Rincian <i>Classification</i>	2013	2014*)
(1)	(2)	(3)
I. PENDAPATAN/ REVENUE	1 851 753	1 854 920
1. Pendapatan Asli Daerah <i>Original Local Government Revenue</i>	232 433	222 933
2. Bagi Hasil Pajak <i>Tax Share</i>	38 000	38 000
3. Bagi Hasil Retribusi <i>Retribution Share</i>	0	0
4. Alokasi Dana Desa <i>Village Allocation Fund</i>	839 520	852 187
5. Bantuan Keuangan <i>Financial Assistance</i>	741 800	741 800
6. Hibah <i>Grant</i>	0	0
7. Sumbangan dari Pihak Ketiga <i>Donation from Third Parties</i>	0	0
II. BELANJA/ EXPENDITURE	1 958 670	1 930 866
1. Belanja Pegawai <i>Personnel Expenditure</i>	1 259 200	1 260 593
2. Belanja Barang dan Jasa <i>Goods and Services Expenditure</i>	330 972	320 940
3. Belanja Modal <i>Capital Expenditure</i>	335 210	349 333
4. Belanja Subsidi <i>Subsidies Expenditure</i>	0	0
5. Belanja Hibah <i>Grants Expenditure</i>	33 288	0
6. Belanja Bantuan Sosial <i>Social Assistance Expenditure</i>	0	0
7. Belanja Bantuan Keuangan <i>Financial Assistance Expenditure</i>	0	0
8. Belanja Tak Terduga <i>Unpredicted Expenditure</i>	0	0

*) APB Desa

REALISASI PENDAPATAN DAN BELANJA PEMERINTAH DESA, KOTA TUAL

Tabel : 33.12 PROVINSI MALUKU (ribu rupiah), 2013-2014

Table

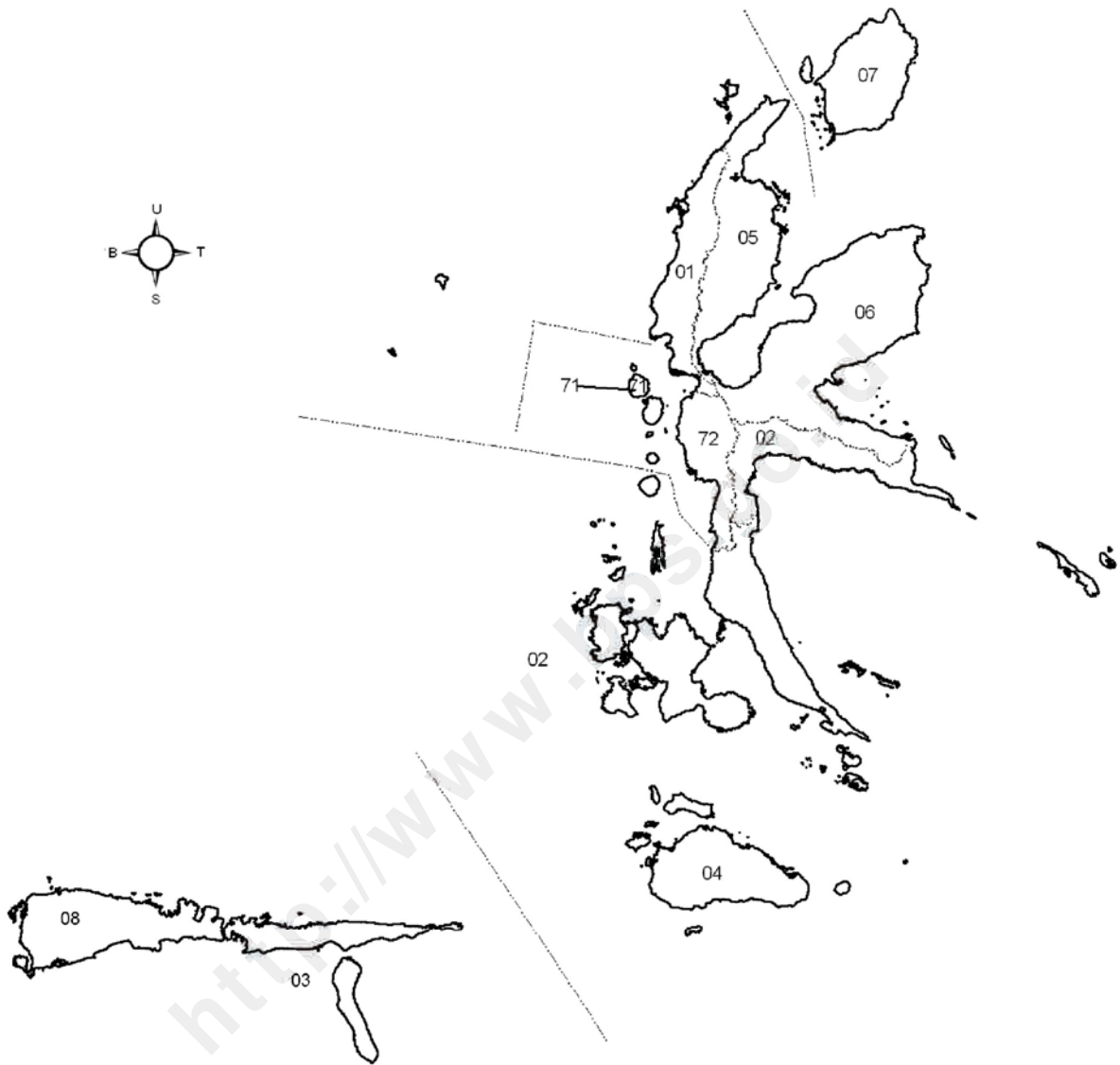
**ACTUAL REVENUE AND EXPENDITURE OF VILLAGE GOVERNMENT OF TUAL,
MALUKU (thousand rupiahs), 2013-2014**

Kota / Municipality : Tual

Rincian <i>Classification</i>	2013	2014*)
(1)	(2)	(3)
I. PENDAPATAN/ REVENUE	1 225 075	1 178 200
1. Pendapatan Asli Daerah <i>Original Local Government Revenue</i>	0	0
2. Bagi Hasil Pajak <i>Tax Share</i>	0	0
3. Bagi Hasil Retribusi <i>Retribution Share</i>	0	0
4. Alokasi Dana Desa <i>Village Allocation Fund</i>	563 750	520 000
5. Bantuan Keuangan <i>Financial Assistance</i>	489 450	658 200
6. Hibah <i>Grant</i>	0	0
7. Sumbangan dari Pihak Ketiga <i>Donation from Third Parties</i>	171 875	0
II. BELANJA/ EXPENDITURE	1 225 075	1 178 200
1. Belanja Pegawai <i>Personnel Expenditure</i>	658 200	658 200
2. Belanja Barang dan Jasa <i>Goods and Services Expenditure</i>	335 625	335 625
3. Belanja Modal <i>Capital Expenditure</i>	231 250	184 375
4. Belanja Subsidi <i>Subsidies Expenditure</i>	0	0
5. Belanja Hibah <i>Grants Expenditure</i>	0	0
6. Belanja Bantuan Sosial <i>Social Assistance Expenditure</i>	0	0
7. Belanja Bantuan Keuangan <i>Financial Assistance Expenditure</i>	0	0
8. Belanja Tak Terduga <i>Unpredicted Expenditure</i>	0	0

*) APB Desa

Gambar **Peta Indeks Provinsi Maluku Utara menurut Kabupaten/Kota**
 : 31
Figure *Index Map of Maluku Utara Province by Regency/Municipality*




KODE	NAMA KABUPATEN/KOTA
01	HALMAHERA BARAT
02	HALMAHERA TENGAH
03	KEPULAUAN SULA
04	HALMAHERA SELATAN
05	HALMAHERA UTARA
06	HALMAHERA TIMUR
07	PULAU MOROTAI
08	PULAU TALIABU
71	TERNATE
72	TIDORE

Legenda

- — — Batas Negara
- — — Batas Provinsi
- — — Batas Kabupaten
- — — Batas Kecamatan
- — — Batas Desa
- — — Garis Pantai / Batas Perairan

Sumber :

Peta Digital Batas Wilayah dari Bakosurtanal, Tahun 2008
 (Diedit BPS Tahun 2010)



Tabel : 34
Table REALISASI PENDAPATAN DAN BELANJA PEMERINTAH DESA SELURUH PROVINSI
MALUKU UTARA (ribu rupiah), 2013-2014
ACTUAL REVENUE AND EXPENDITURE OF VILLAGE GOVERNMENT THROUGHOUT
MALUKU UTARA PROVINCE (thousand rupiahs), 2013-2014

Kabupaten/Kota <i>Regency/Municipality</i>	2013		2014 ^{*)}	
	Pendapatan <i>Revenue</i>	Belanja <i>Expenditure</i>	Pendapatan <i>Revenue</i>	Belanja <i>Expenditure</i>
(1)	(2)	(3)	(4)	(5)
01 Halmahera Barat	17 594 341	22 622 989	16 219 484	19 065 850
02 Halmahera Tengah	6 987 600	6 988 608	6 101 144	6 102 153
03 Kepulauan Sula	6 991 099	6 702 274	7 218 115	6 702 273
04 Halmahera Selatan	26 933 294	26 927 005	26 240 294	26 234 005
05 Halmahera Utara	34 415 233	13 943 147	34 925 696	29 452 807
06 Halmahera Timur	21 043 666	20 951 278	20 088 140	25 087 953
07 Pulau Morotai	2 354 500	2 354 500	6 532 194	6 279 926
72 Tidore Kepulauan	9 622 200	8 716 010	9 000 243	8 173 428
MALUKU UTARA	125 941 933	109 205 811	126 325 310	127 098 395

^{*)} APB Desa

Tabel : 34.1 **REALISASI PENDAPATAN DAN BELANJA SELURUH PEMERINTAH DESA DI**
Table : 34.1 **PROVINSI MALUKU UTARA (ribu rupiah), 2013-2014**
ACTUAL REVENUE AND EXPENDITURE OF VILLAGE GOVERNMENT THROUGHOUT
MALUKU UTARA PROVINCE (thousand rupiahs), 2013-2014

Rincian <i>Classification</i>	2013	2014*)
(1)	(2)	(3)
I. PENDAPATAN/REVENUE	125 941 933	126 325 310
1. Pendapatan Asli Daerah <i>Original Local Government Revenue</i>	8 138 996	7 637 913
2. Bagi Hasil Pajak <i>Tax Share</i>	141 297	189 248
3. Bagi Hasil Retribusi <i>Retribution Share</i>	0	0
4. Alokasi Dana Desa <i>Village Allocation Fund</i>	64 966 089	69 515 149
5. Bantuan Keuangan <i>Financial Assistance</i>	24 245 359	22 777 822
6. Hibah <i>Grant</i>	9 402 090	9 465 216
7. Sumbangan dari Pihak Ketiga <i>Donation from Third Parties</i>	19 048 102	16 739 962
II. BELANJA/EXPENDITURE	109 205 811	127 098 395
1. Belanja Pegawai <i>Personnel Expenditure</i>	53 031 026	49 380 705
2. Belanja Barang dan Jasa <i>Goods and Services Expenditure</i>	19 503 311	20 932 191
3. Belanja Modal <i>Capital Expenditure</i>	19 827 500	39 239 387
4. Belanja Subsidi <i>Subsidies Expenditure</i>	0	0
5. Belanja Hibah <i>Grants Expenditure</i>	8 136 763	7 881 763
6. Belanja Bantuan Sosial <i>Social Assistance Expenditure</i>	3 189 877	4 077 994
7. Belanja Bantuan Keuangan <i>Financial Assistance Expenditure</i>	4 096 701	4 001 807
8. Belanja Tak Terduga <i>Unpredicted Expenditure</i>	1 420 633	1 584 548

*) APB Desa

REALISASI PENDAPATAN DAN BELANJA PEMERINTAH DESA, KABUPATEN

Tabel : 34.2 HALMAHERA BARAT PROVINSI MALUKU UTARA (ribu rupiah), 2013-2014
Table
ACTUAL REVENUE AND EXPENDITURE OF VILLAGE GOVERNMENT OF HALMAHERA BARAT, MALUKU UTARA (thousand rupiahs), 2013-2014

Kabupaten / Regency : Halmahera Barat

Rincian <i>Classification</i>	2013	2014*)
(1)	(2)	(3)
I. PENDAPATAN/ REVENUE	17 594 341	16 219 484
1. Pendapatan Asli Daerah <i>Original Local Government Revenue</i>	75 246	42 262
2. Bagi Hasil Pajak <i>Tax Share</i>	0	0
3. Bagi Hasil Retribusi <i>Retribution Share</i>	0	0
4. Alokasi Dana Desa <i>Village Allocation Fund</i>	2 085 000	1 510 667
5. Bantuan Keuangan <i>Financial Assistance</i>	7 422 403	6 904 863
6. Hibah <i>Grant</i>	8 011 692	7 761 692
7. Sumbangan dari Pihak Ketiga <i>Donation from Third Parties</i>	0	0
II. BELANJA/ EXPENDITURE	22 622 989	19 065 850
1. Belanja Pegawai <i>Personnel Expenditure</i>	12 971 990	9 838 889
2. Belanja Barang dan Jasa <i>Goods and Services Expenditure</i>	1 861 592	1 450 581
3. Belanja Modal <i>Capital Expenditure</i>	27 715	14 688
4. Belanja Subsidi <i>Subsidies Expenditure</i>	0	0
5. Belanja Hibah <i>Grants Expenditure</i>	7 761 692	7 761 692
6. Belanja Bantuan Sosial <i>Social Assistance Expenditure</i>	0	0
7. Belanja Bantuan Keuangan <i>Financial Assistance Expenditure</i>	0	0
8. Belanja Tak Terduga <i>Unpredicted Expenditure</i>	0	0

*) APB Desa

REALISASI PENDAPATAN DAN BELANJA PEMERINTAH DESA, KABUPATEN

Tabel : 34.3 HALMAHERA TENGAH PROVINSI MALUKU UTARA (ribu rupiah), 2013-2014
Table ACTUAL REVENUE AND EXPENDITURE OF VILLAGE GOVERNMENT OF HALMAHERA TENGAH, MALUKU UTARA (thousand rupiahs), 2013-2014

Kabupaten / Regency : Halmahera Tengah

Rincian <i>Classification</i>	2013	2014*)
(1)	(2)	(3)
I. PENDAPATAN/ REVENUE	6 987 600	6 101 144
1. Pendapatan Asli Daerah <i>Original Local Government Revenue</i>	0	0
2. Bagi Hasil Pajak <i>Tax Share</i>	0	0
3. Bagi Hasil Retribusi <i>Retribution Share</i>	0	0
4. Alokasi Dana Desa <i>Village Allocation Fund</i>	6 987 600	6 101 144
5. Bantuan Keuangan <i>Financial Assistance</i>	0	0
6. Hibah <i>Grant</i>	0	0
7. Sumbangan dari Pihak Ketiga <i>Donation from Third Parties</i>	0	0
II. BELANJA/ EXPENDITURE	6 988 608	6 102 153
1. Belanja Pegawai <i>Personnel Expenditure</i>	3 380 984	2 933 731
2. Belanja Barang dan Jasa <i>Goods and Services Expenditure</i>	3 333 524	2 913 179
3. Belanja Modal <i>Capital Expenditure</i>	257 129	238 272
4. Belanja Subsidi <i>Subsidies Expenditure</i>	0	0
5. Belanja Hibah <i>Grants Expenditure</i>	0	0
6. Belanja Bantuan Sosial <i>Social Assistance Expenditure</i>	0	0
7. Belanja Bantuan Keuangan <i>Financial Assistance Expenditure</i>	0	0
8. Belanja Tak Terduga <i>Unpredicted Expenditure</i>	16 971	16 971

*) APB Desa

REALISASI PENDAPATAN DAN BELANJA PEMERINTAH DESA, KABUPATEN

Tabel : 34.4 KEPULAUAN SULA PROVINSI MALUKU UTARA (ribu rupiah), 2013-2014
Table ACTUAL REVENUE AND EXPENDITURE OF VILLAGE GOVERNMENT OF KEPULAUAN SULA, MALUKU UTARA (thousand rupiahs), 2013-2014

Kabupaten / Regency : Kepulauan Sula

Rincian <i>Classification</i>	2013	2014*)
(1)	(2)	(3)
I. PENDAPATAN/ REVENUE	6 991 099	7 218 115
1. Pendapatan Asli Daerah <i>Original Local Government Revenue</i>	24 200	40 333
2. Bagi Hasil Pajak <i>Tax Share</i>	23 403	23 403
3. Bagi Hasil Retribusi <i>Retribution Share</i>	0	0
4. Alokasi Dana Desa <i>Village Allocation Fund</i>	4 507 766	4 507 766
5. Bantuan Keuangan <i>Financial Assistance</i>	2 415 563	2 586 113
6. Hibah <i>Grant</i>	0	0
7. Sumbangan dari Pihak Ketiga <i>Donation from Third Parties</i>	20 167	60 500
II. BELANJA/ EXPENDITURE	6 702 274	6 702 273
1. Belanja Pegawai <i>Personnel Expenditure</i>	2 058 503	2 058 503
2. Belanja Barang dan Jasa <i>Goods and Services Expenditure</i>	1 659 743	1 659 743
3. Belanja Modal <i>Capital Expenditure</i>	2 960 836	2 960 835
4. Belanja Subsidi <i>Subsidies Expenditure</i>	0	0
5. Belanja Hibah <i>Grants Expenditure</i>	0	0
6. Belanja Bantuan Sosial <i>Social Assistance Expenditure</i>	0	0
7. Belanja Bantuan Keuangan <i>Financial Assistance Expenditure</i>	0	0
8. Belanja Tak Terduga <i>Unpredicted Expenditure</i>	23 192	23 192

*) APB Desa

**REALISASI PENDAPATAN DAN BELANJA PEMERINTAH DESA, KABUPATEN
HALMAHERA SELATAN PROVINSI MALUKU UTARA (ribu rupiah), 2013-2014
ACTUAL REVENUE AND EXPENDITURE OF VILLAGE GOVERNMENT OF
HALMAHERA SELATAN, MALUKU UTARA (thousand rupiahs), 2013-2014**

Tabel : 34.5
Table

Kabupaten / Regency : Halmahera Selatan

Rincian Classification	2013	2014*)
(1)	(2)	(3)
I. PENDAPATAN/ REVENUE	26 933 294	26 240 294
1. Pendapatan Asli Daerah <i>Original Local Government Revenue</i>	1 272 176	414 529
2. Bagi Hasil Pajak <i>Tax Share</i>	0	0
3. Bagi Hasil Retribusi <i>Retribution Share</i>	0	0
4. Alokasi Dana Desa <i>Village Allocation Fund</i>	17 842 235	18 221 294
5. Bantuan Keuangan <i>Financial Assistance</i>	6 889 765	6 889 765
6. Hibah <i>Grant</i>	714 706	714 706
7. Sumbangan dari Pihak Ketiga <i>Donation from Third Parties</i>	214 412	0
II. BELANJA/ EXPENDITURE	26 927 005	26 234 005
1. Belanja Pegawai <i>Personnel Expenditure</i>	12 347 939	12 451 703
2. Belanja Barang dan Jasa <i>Goods and Services Expenditure</i>	7 071 318	7 300 871
3. Belanja Modal <i>Capital Expenditure</i>	5 566 793	4 368 946
4. Belanja Subsidi <i>Subsidies Expenditure</i>	0	0
5. Belanja Hibah <i>Grants Expenditure</i>	120 071	120 071
6. Belanja Bantuan Sosial <i>Social Assistance Expenditure</i>	691 976	700 226
7. Belanja Bantuan Keuangan <i>Financial Assistance Expenditure</i>	544 279	536 029
8. Belanja Tak Terduga <i>Unpredicted Expenditure</i>	584 629	756 159

*) APB Desa

Tabel : 34.6 REALISASI PENDAPATAN DAN BELANJA PEMERINTAH DESA, KABUPATEN HALMAHERA UTARA PROVINSI MALUKU UTARA (ribu rupiah), 2013-2014
Table **ACTUAL REVENUE AND EXPENDITURE OF VILLAGE GOVERNMENT OF HALMAHERA UTARA, MALUKU UTARA (thousand rupiahs), 2013-2014**

Kabupaten / Regency : Halmahera Utara

Rincian <i>Classification</i>	2013	2014*)
(1)	(2)	(3)
I. PENDAPATAN/ REVENUE	34 415 233	34 925 696
1. Pendapatan Asli Daerah <i>Original Local Government Revenue</i>	6 604 924	6 453 456
2. Bagi Hasil Pajak <i>Tax Share</i>	117 894	122 117
3. Bagi Hasil Retribusi <i>Retribution Share</i>	0	0
4. Alokasi Dana Desa <i>Village Allocation Fund</i>	4 623 846	7 612 692
5. Bantuan Keuangan <i>Financial Assistance</i>	3 579 354	3 382 277
6. Hibah <i>Grant</i>	675 692	675 692
7. Sumbangan dari Pihak Ketiga <i>Donation from Third Parties</i>	18 813 523	16 679 462
II. BELANJA/ EXPENDITURE	13 943 147	29 452 807
1. Belanja Pegawai <i>Personnel Expenditure</i>	11 281 277	9 115 207
2. Belanja Barang dan Jasa <i>Goods and Services Expenditure</i>	1 081 031	883 954
3. Belanja Modal <i>Capital Expenditure</i>	467 354	18 530 200
4. Belanja Subsidi <i>Subsidies Expenditure</i>	0	0
5. Belanja Hibah <i>Grants Expenditure</i>	0	0
6. Belanja Bantuan Sosial <i>Social Assistance Expenditure</i>	175 962	218 192
7. Belanja Bantuan Keuangan <i>Financial Assistance Expenditure</i>	197 077	0
8. Belanja Tak Terduga <i>Unpredicted Expenditure</i>	740 446	705 254

*) APB Desa

REALISASI PENDAPATAN DAN BELANJA PEMERINTAH DESA, KABUPATEN

Tabel : 34.7 HALMAHERA TIMUR PROVINSI MALUKU UTARA (ribu rupiah), 2013-2014
Table ACTUAL REVENUE AND EXPENDITURE OF VILLAGE GOVERNMENT OF HALMAHERA TIMUR, MALUKU UTARA (thousand rupiahs), 2013-2014

Kabupaten / Regency : Halmahera Timur

Rincian <i>Classification</i>	2013	2014*)
(1)	(2)	(3)
I. PENDAPATAN/ REVENUE	21 043 666	20 088 140
1. Pendapatan Asli Daerah <i>Original Local Government Revenue</i>	0	0
2. Bagi Hasil Pajak <i>Tax Share</i>	0	0
3. Bagi Hasil Retribusi <i>Retribution Share</i>	0	0
4. Alokasi Dana Desa <i>Village Allocation Fund</i>	19 665 392	19 556 116
5. Bantuan Keuangan <i>Financial Assistance</i>	1 378 274	532 024
6. Hibah <i>Grant</i>	0	0
7. Sumbangan dari Pihak Ketiga <i>Donation from Third Parties</i>	0	0
II. BELANJA/ EXPENDITURE	20 951 278	25 087 953
1. Belanja Pegawai <i>Personnel Expenditure</i>	9 389 000	9 566 750
2. Belanja Barang dan Jasa <i>Goods and Services Expenditure</i>	2 502 445	3 583 840
3. Belanja Modal <i>Capital Expenditure</i>	3 317 709	5 860 891
4. Belanja Subsidi <i>Subsidies Expenditure</i>	0	0
5. Belanja Hibah <i>Grants Expenditure</i>	255 000	0
6. Belanja Bantuan Sosial <i>Social Assistance Expenditure</i>	2 219 974	2 704 222
7. Belanja Bantuan Keuangan <i>Financial Assistance Expenditure</i>	3 267 150	3 372 250
8. Belanja Tak Terduga <i>Unpredicted Expenditure</i>	0	0

*) APB Desa

REALISASI PENDAPATAN DAN BELANJA PEMERINTAH DESA, KABUPATEN PULAU

Tabel : 34.8 MOROTAI PROVINSI MALUKU UTARA (ribu rupiah), 2013-2014

Table

ACTUAL REVENUE AND EXPENDITURE OF VILLAGE GOVERNMENT OF PULAU MOROTAI, MALUKU UTARA (thousand rupiahs), 2013-2014

Kabupaten / Regency : Pulau Morotai

Rincian Classification	2013	2014*)
(1)	(2)	(3)
I. PENDAPATAN/ REVENUE	2 354 500	6 532 194
1. Pendapatan Asli Daerah <i>Original Local Government Revenue</i>	0	547 333
2. Bagi Hasil Pajak <i>Tax Share</i>	0	43 728
3. Bagi Hasil Retribusi <i>Retribution Share</i>	0	0
4. Alokasi Dana Desa <i>Village Allocation Fund</i>	2 354 500	4 895 227
5. Bantuan Keuangan <i>Financial Assistance</i>	0	732 780
6. Hibah <i>Grant</i>	0	313 126
7. Sumbangan dari Pihak Ketiga <i>Donation from Third Parties</i>	0	0
II. BELANJA/ EXPENDITURE	2 354 500	6 279 926
1. Belanja Pegawai <i>Personnel Expenditure</i>	68 933	1 883 522
2. Belanja Barang dan Jasa <i>Goods and Services Expenditure</i>	356 358	1 464 839
3. Belanja Modal <i>Capital Expenditure</i>	1 683 654	2 299 711
4. Belanja Subsidi <i>Subsidies Expenditure</i>	0	0
5. Belanja Hibah <i>Grants Expenditure</i>	0	0
6. Belanja Bantuan Sosial <i>Social Assistance Expenditure</i>	101 965	455 354
7. Belanja Bantuan Keuangan <i>Financial Assistance Expenditure</i>	88 195	93 528
8. Belanja Tak Terduga <i>Unpredicted Expenditure</i>	55 395	82 972

*) APB Desa

REALISASI PENDAPATAN DAN BELANJA PEMERINTAH DESA, KOTA TIDORE

Tabel : 34.9 **KEPULAUAN PROVINSI MALUKU UTARA (ribu rupiah), 2013-2014**

Table

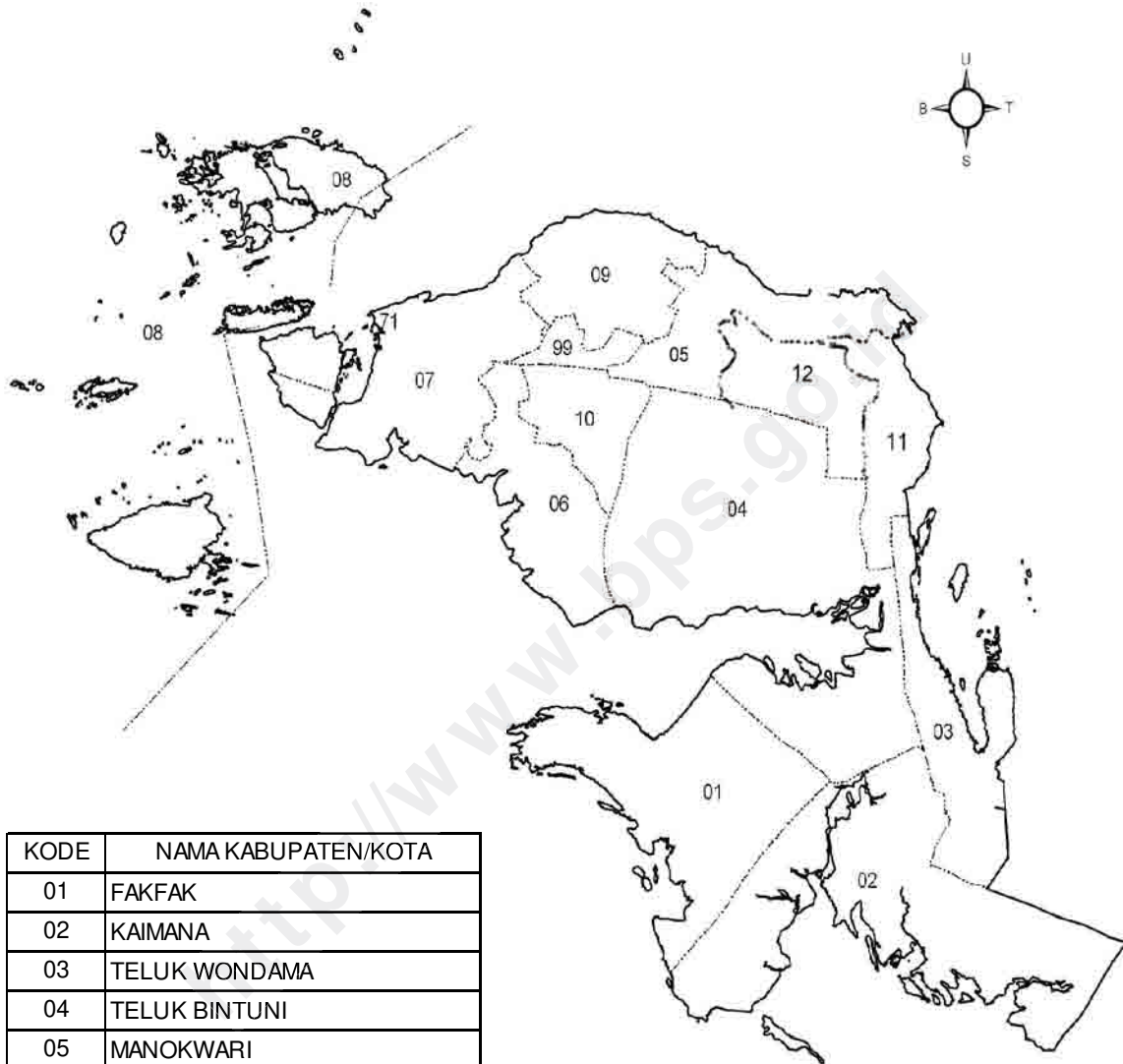
**ACTUAL REVENUE AND EXPENDITURE OF VILLAGE GOVERNMENT OF TIDORE
KEPULAUAN, MALUKU UTARA (thousand rupiahs), 2013-2014**

Kota / Municipality : Tidore Kepulauan

Rincian <i>Classification</i>	2013	2014*)
(1)	(2)	(3)
I. PENDAPATAN/ REVENUE	9 622 200	9 000 243
1. Pendapatan Asli Daerah <i>Original Local Government Revenue</i>	162 450	140 000
2. Bagi Hasil Pajak <i>Tax Share</i>	0	0
3. Bagi Hasil Retribusi <i>Retribution Share</i>	0	0
4. Alokasi Dana Desa <i>Village Allocation Fund</i>	6 899 750	7 110 243
5. Bantuan Keuangan <i>Financial Assistance</i>	2 560 000	1 750 000
6. Hibah <i>Grant</i>	0	0
7. Sumbangan dari Pihak Ketiga <i>Donation from Third Parties</i>	0	0
II. BELANJA/ EXPENDITURE	8 716 010	8 173 428
1. Belanja Pegawai <i>Personnel Expenditure</i>	1 532 400	1 532 400
2. Belanja Barang dan Jasa <i>Goods and Services Expenditure</i>	1 637 300	1 675 184
3. Belanja Modal <i>Capital Expenditure</i>	5 546 310	4 965 844
4. Belanja Subsidi <i>Subsidies Expenditure</i>	0	0
5. Belanja Hibah <i>Grants Expenditure</i>	0	0
6. Belanja Bantuan Sosial <i>Social Assistance Expenditure</i>	0	0
7. Belanja Bantuan Keuangan <i>Financial Assistance Expenditure</i>	0	0
8. Belanja Tak Terduga <i>Unpredicted Expenditure</i>	0	0

*) APB Desa

Gambar **Peta Indeks Provinsi Papua Barat menurut Kabupaten/Kota**
 : 32
Figure **Index Map of Papua Barat Province by Regency/Municipality**




KODE	NAMA KABUPATEN/KOTA
01	FAKFAK
02	KAIMANA
03	TELUK WONDAMA
04	TELUK BINTUNI
05	MANOKWARI
06	SORONG SELATAN
07	SORONG
08	RAJA AMPAT
09	TAMBRAUW
10	MAYBRAT
11	MANOKWARI SELATAN
12	PEG. ARFAK
71	SORONG
99	HUTAN

Legenda

- Batas Negara
- Batas Provinsi
- Batas Kabupaten
- Batas Kecamatan
- Batas Desa
- Garis Pantai / Batas Perairan

Sumber :
 Peta Digital Batas Wilayah dari Bakosurtanal, Tahun 2008
 (Diedit BPS Tahun 2010)



Tabel : 34
Table REALISASI PENDAPATAN DAN BELANJA PEMERINTAH DESA SELURUH PROVINSI
 PAPUA BARAT (ribu rupiah), 2013-2014
 ACTUAL REVENUE AND EXPENDITURE OF VILLAGE GOVERNMENT THROUGHOUT
 PAPUA BARAT PROVINCE (thousand rupiahs), 2013-2014

Kabupaten/Kota <i>Regency/Municipality</i>	2013		2014 ^{*)}	
	Pendapatan <i>Revenue</i>	Belanja <i>Expenditure</i>	Pendapatan <i>Revenue</i>	Belanja <i>Expenditure</i>
(1)	(2)	(3)	(4)	(5)
01 Fakfak	24 933 116	22 388 678	23 392 183	20 577 746
02 Kaimana	36 338 129	36 338 129	31 924 039	31 924 039
03 Teluk Wondama	22 064 643	20 555 613	18 870 877	17 519 339
04 Teluk Bintuni	22 083 668	22 083 668	22 751 915	22 097 370
05 Manokwari	111 964 535	108 061 025	108 693 664	104 693 522
06 Sorong Selatan	18 166 316	17 899 316	16 754 157	16 651 157
07 Sorong	7 183 470	6 381 620	7 091 040	6 289 190
08 Raja Ampat	30 162 139	30 162 074	28 952 846	28 952 781
09 Tambrauw	4 860 685	4 260 686	4 410 856	3 810 856
10 Maybrat	16 699 340	16 088 290	15 436 840	14 834 880
PAPUA BARAT	294 456 041	284 219 099	278 278 417	267 350 880

^{*)} APB Desa

Tabel : 35.1 REALISASI PENDAPATAN DAN BELANJA SELURUH PEMERINTAH DESA DI PROVINSI PAPUA BARAT (ribu rupiah), 2013-2014
Table ACTUAL REVENUE AND EXPENDITURE OF VILLAGE GOVERNMENT THROUGHOUT PAPUA BARAT PROVINCE (thousand rupiahs), 2013-2014

Rincian <i>Classification</i>	2013	2014*)
(1)	(2)	(3)
I. PENDAPATAN/REVENUE	294 456 041	278 278 417
1. Pendapatan Asli Daerah <i>Original Local Government Revenue</i>	1 249 703	1 174 882
2. Bagi Hasil Pajak <i>Tax Share</i>	11 301	11 301
3. Bagi Hasil Retribusi <i>Retribution Share</i>	7 900	7 900
4. Alokasi Dana Desa <i>Village Allocation Fund</i>	82 859 985	77 858 148
5. Bantuan Keuangan <i>Financial Assistance</i>	203 576 077	193 183 293
6. Hibah <i>Grant</i>	4 387 049	4 087 958
7. Sumbangan dari Pihak Ketiga <i>Donation from Third Parties</i>	2 364 026	1 954 935
II. BELANJA/EXPENDITURE	284 219 099	267 350 880
1. Belanja Pegawai <i>Personnel Expenditure</i>	55 410 026	51 868 018
2. Belanja Barang dan Jasa <i>Goods and Services Expenditure</i>	19 193 821	18 660 635
3. Belanja Modal <i>Capital Expenditure</i>	156 100 225	145 385 580
4. Belanja Subsidi <i>Subsidies Expenditure</i>	1 249 126	1 249 126
5. Belanja Hibah <i>Grants Expenditure</i>	1 764 469	1 805 917
6. Belanja Bantuan Sosial <i>Social Assistance Expenditure</i>	40 190 996	38 476 611
7. Belanja Bantuan Keuangan <i>Financial Assistance Expenditure</i>	2 827 130	2 497 141
8. Belanja Tak Terduga <i>Unpredicted Expenditure</i>	7 483 306	7 407 852

*) APB Desa

REALISASI PENDAPATAN DAN BELANJA PEMERINTAH DESA, KABUPATEN

Tabel : 35.2 FAKFAK PROVINSI PAPUA BARAT (ribu rupiah), 2013-2014

Table

**ACTUAL REVENUE AND EXPENDITURE OF VILLAGE GOVERNMENT OF FAKFAK,
PAPUA BARAT (thousand rupiahs), 2013-2014**

Kabupaten / Regency : Fakfak

Rincian <i>Classification</i>	2013	2014*)
(1)	(2)	(3)
I. PENDAPATAN/ REVENUE	24 933 116	23 392 183
1. Pendapatan Asli Daerah <i>Original Local Government Revenue</i>	0	0
2. Bagi Hasil Pajak <i>Tax Share</i>	0	0
3. Bagi Hasil Retribusi <i>Retribution Share</i>	0	0
4. Alokasi Dana Desa <i>Village Allocation Fund</i>	16 004 862	15 281 566
5. Bantuan Keuangan <i>Financial Assistance</i>	8 928 254	8 110 617
6. Hibah <i>Grant</i>	0	0
7. Sumbangan dari Pihak Ketiga <i>Donation from Third Parties</i>	0	0
II. BELANJA/ EXPENDITURE	22 388 678	20 577 746
1. Belanja Pegawai <i>Personnel Expenditure</i>	5 319 291	5 043 441
2. Belanja Barang dan Jasa <i>Goods and Services Expenditure</i>	8 259 900	7 435 127
3. Belanja Modal <i>Capital Expenditure</i>	8 809 487	8 099 178
4. Belanja Subsidi <i>Subsidies Expenditure</i>	0	0
5. Belanja Hibah <i>Grants Expenditure</i>	0	0
6. Belanja Bantuan Sosial <i>Social Assistance Expenditure</i>	0	0
7. Belanja Bantuan Keuangan <i>Financial Assistance Expenditure</i>	0	0
8. Belanja Tak Terduga <i>Unpredicted Expenditure</i>	0	0

*) APB Desa

REALISASI PENDAPATAN DAN BELANJA PEMERINTAH DESA, KABUPATEN

Tabel : 35.3 KAIMANA PROVINSI PAPUA BARAT (ribu rupiah), 2013-2014

Table

ACTUAL REVENUE AND EXPENDITURE OF VILLAGE GOVERNMENT OF KAIMANA, PAPUA BARAT (thousand rupiahs), 2013-2014

Kabupaten / Regency : Kaimana

Rincian <i>Classification</i>	2013	2014*)
(1)	(2)	(3)
I. PENDAPATAN/ REVENUE	36 338 129	31 924 039
1. Pendapatan Asli Daerah <i>Original Local Government Revenue</i>	377 273	377 273
2. Bagi Hasil Pajak <i>Tax Share</i>	1 904	1 904
3. Bagi Hasil Retribusi <i>Retribution Share</i>	0	0
4. Alokasi Dana Desa <i>Village Allocation Fund</i>	5 434 083	4 679 538
5. Bantuan Keuangan <i>Financial Assistance</i>	28 638 505	24 978 960
6. Hibah <i>Grant</i>	0	0
7. Sumbangan dari Pihak Ketiga <i>Donation from Third Parties</i>	1 886 364	1 886 364
II. BELANJA/ EXPENDITURE	36 338 129	31 924 039
1. Belanja Pegawai <i>Personnel Expenditure</i>	5 346 100	4 272 336
2. Belanja Barang dan Jasa <i>Goods and Services Expenditure</i>	773 671	530 753
3. Belanja Modal <i>Capital Expenditure</i>	27 950 950	24 985 587
4. Belanja Subsidi <i>Subsidies Expenditure</i>	1 018 636	1 018 636
5. Belanja Hibah <i>Grants Expenditure</i>	0	0
6. Belanja Bantuan Sosial <i>Social Assistance Expenditure</i>	894 136	837 545
7. Belanja Bantuan Keuangan <i>Financial Assistance Expenditure</i>	0	0
8. Belanja Tak Terduga <i>Unpredicted Expenditure</i>	354 636	279 182

*) APB Desa

REALISASI PENDAPATAN DAN BELANJA PEMERINTAH DESA, KABUPATEN TELUK

Tabel : 35.4 WONDAMA PROVINSI PAPUA BARAT (ribu rupiah), 2013-2014

Table

**ACTUAL REVENUE AND EXPENDITURE OF VILLAGE GOVERNMENT OF TELUK
WONDAMA, PAPUA BARAT (thousand rupiahs), 2013-2014**

Kabupaten / Regency : Teluk Wondama

Rincian <i>Classification</i>	2013	2014*)
(1)	(2)	(3)
I. PENDAPATAN/ REVENUE	22 064 643	18 870 877
1. Pendapatan Asli Daerah <i>Original Local Government Revenue</i>	0	0
2. Bagi Hasil Pajak <i>Tax Share</i>	0	0
3. Bagi Hasil Retribusi <i>Retribution Share</i>	0	0
4. Alokasi Dana Desa <i>Village Allocation Fund</i>	3 489 755	3 174 080
5. Bantuan Keuangan <i>Financial Assistance</i>	18 574 888	15 696 797
6. Hibah <i>Grant</i>	0	0
7. Sumbangan dari Pihak Ketiga <i>Donation from Third Parties</i>	0	0
II. BELANJA/ EXPENDITURE	20 555 613	17 519 339
1. Belanja Pegawai <i>Personnel Expenditure</i>	3 536 308	2 954 452
2. Belanja Barang dan Jasa <i>Goods and Services Expenditure</i>	1 476 089	1 459 869
3. Belanja Modal <i>Capital Expenditure</i>	14 168 914	12 288 589
4. Belanja Subsidi <i>Subsidies Expenditure</i>	0	0
5. Belanja Hibah <i>Grants Expenditure</i>	0	0
6. Belanja Bantuan Sosial <i>Social Assistance Expenditure</i>	665 455	277 273
7. Belanja Bantuan Keuangan <i>Financial Assistance Expenditure</i>	430 327	260 636
8. Belanja Tak Terduga <i>Unpredicted Expenditure</i>	278 520	278 520

*) APB Desa

REALISASI PENDAPATAN DAN BELANJA PEMERINTAH DESA, KABUPATEN TELUK

Tabel : 35.5 BINTUNI PROVINSI PAPUA BARAT (ribu rupiah), 2013-2014

Table

**ACTUAL REVENUE AND EXPENDITURE OF VILLAGE GOVERNMENT OF TELUK
BINTUNI, PAPUA BARAT (thousand rupiahs), 2013-2014**

Kabupaten / Regency : Teluk Bintuni

Rincian <i>Classification</i>	2013	2014*)
(1)	(2)	(3)
I. PENDAPATAN/ REVENUE	22 083 668	22 751 915
1. Pendapatan Asli Daerah <i>Original Local Government Revenue</i>	32 727	32 727
2. Bagi Hasil Pajak <i>Tax Share</i>	0	0
3. Bagi Hasil Retribusi <i>Retribution Share</i>	0	0
4. Alokasi Dana Desa <i>Village Allocation Fund</i>	7 959 284	7 959 286
5. Bantuan Keuangan <i>Financial Assistance</i>	13 383 475	14 759 902
6. Hibah <i>Grant</i>	299 091	0
7. Sumbangan dari Pihak Ketiga <i>Donation from Third Parties</i>	409 091	0
II. BELANJA/ EXPENDITURE	22 083 668	22 097 370
1. Belanja Pegawai <i>Personnel Expenditure</i>	8 360 082	8 138 355
2. Belanja Barang dan Jasa <i>Goods and Services Expenditure</i>	2 723 720	2 660 795
3. Belanja Modal <i>Capital Expenditure</i>	7 211 257	7 505 227
4. Belanja Subsidi <i>Subsidies Expenditure</i>	98 182	98 182
5. Belanja Hibah <i>Grants Expenditure</i>	886 068	877 500
6. Belanja Bantuan Sosial <i>Social Assistance Expenditure</i>	2 021 839	2 044 773
7. Belanja Bantuan Keuangan <i>Financial Assistance Expenditure</i>	741 611	731 629
8. Belanja Tak Terduga <i>Unpredicted Expenditure</i>	40 909	40 909

*) APB Desa

REALISASI PENDAPATAN DAN BELANJA PEMERINTAH DESA, KABUPATEN

Tabel : 35.6 MANOKWARI PROVINSI PAPUA BARAT (ribu rupiah), 2013-2014

Table

**ACTUAL REVENUE AND EXPENDITURE OF VILLAGE GOVERNMENT OF
MANOKWARI, PAPUA BARAT (thousand rupiahs), 2013-2014**

Kabupaten / Regency : Manokwari

Rincian <i>Classification</i>	2013	2014*)
(1)	(2)	(3)
I. PENDAPATAN/ REVENUE	111 964 535	108 693 664
1. Pendapatan Asli Daerah <i>Original Local Government Revenue</i>	610 410	610 410
2. Bagi Hasil Pajak <i>Tax Share</i>	3 000	3 000
3. Bagi Hasil Retribusi <i>Retribution Share</i>	0	0
4. Alokasi Dana Desa <i>Village Allocation Fund</i>	28 473 360	26 325 992
5. Bantuan Keuangan <i>Financial Assistance</i>	82 018 818	80 895 315
6. Hibah <i>Grant</i>	858 947	858 947
7. Sumbangan dari Pihak Ketiga <i>Donation from Third Parties</i>	0	0
II. BELANJA/ EXPENDITURE	108 061 025	104 693 522
1. Belanja Pegawai <i>Personnel Expenditure</i>	16 693 902	16 779 367
2. Belanja Barang dan Jasa <i>Goods and Services Expenditure</i>	4 781 842	5 705 211
3. Belanja Modal <i>Capital Expenditure</i>	63 134 300	58 908 279
4. Belanja Subsidi <i>Subsidies Expenditure</i>	0	0
5. Belanja Hibah <i>Grants Expenditure</i>	536 842	536 842
6. Belanja Bantuan Sosial <i>Social Assistance Expenditure</i>	15 611 368	15 611 368
7. Belanja Bantuan Keuangan <i>Financial Assistance Expenditure</i>	1 655 192	1 504 876
8. Belanja Tak Terduga <i>Unpredicted Expenditure</i>	5 647 579	5 647 579

*) APB Desa

REALISASI PENDAPATAN DAN BELANJA PEMERINTAH DESA, KABUPATEN

Tabel : 35.7 SORONG SELATAN PROVINSI PAPUA BARAT (ribu rupiah), 2013-2014

Table

ACTUAL REVENUE AND EXPENDITURE OF VILLAGE GOVERNMENT OF SORONG SELATAN, PAPUA BARAT (thousand rupiahs), 2013-2014

Kabupaten / Regency : Sorong Selatan

Rincian <i>Classification</i>	2013	2014*)
(1)	(2)	(3)
I. PENDAPATAN/ REVENUE	18 166 316	16 754 157
1. Pendapatan Asli Daerah <i>Original Local Government Revenue</i>	18 058	22 622
2. Bagi Hasil Pajak <i>Tax Share</i>	0	0
3. Bagi Hasil Retribusi <i>Retribution Share</i>	0	0
4. Alokasi Dana Desa <i>Village Allocation Fund</i>	5 053 098	4 603 114
5. Bantuan Keuangan <i>Financial Assistance</i>	13 095 160	12 128 421
6. Hibah <i>Grant</i>	0	0
7. Sumbangan dari Pihak Ketiga <i>Donation from Third Parties</i>	0	0
II. BELANJA/ EXPENDITURE	17 899 316	16 651 157
1. Belanja Pegawai <i>Personnel Expenditure</i>	3 383 061	3 259 316
2. Belanja Barang dan Jasa <i>Goods and Services Expenditure</i>	673 158	498 728
3. Belanja Modal <i>Capital Expenditure</i>	5 600 000	5 600 000
4. Belanja Subsidi <i>Subsidies Expenditure</i>	0	0
5. Belanja Hibah <i>Grants Expenditure</i>	143 097	193 113
6. Belanja Bantuan Sosial <i>Social Assistance Expenditure</i>	8 100 000	7 100 000
7. Belanja Bantuan Keuangan <i>Financial Assistance Expenditure</i>	0	0
8. Belanja Tak Terduga <i>Unpredicted Expenditure</i>	0	0

*) APB Desa

REALISASI PENDAPATAN DAN BELANJA PEMERINTAH DESA, KABUPATEN

Tabel : 35.8 SORONG PROVINSI PAPUA BARAT (ribu rupiah), 2013-2014

Table

**ACTUAL REVENUE AND EXPENDITURE OF VILLAGE GOVERNMENT OF SORONG,
PAPUA BARAT (thousand rupiahs), 2013-2014**

Kabupaten / Regency : Sorong

Rincian <i>Classification</i>	2013	2014*)
(1)	(2)	(3)
I. PENDAPATAN/ REVENUE	7 183 470	7 091 040
1. Pendapatan Asli Daerah <i>Original Local Government Revenue</i>	11 850	11 850
2. Bagi Hasil Pajak <i>Tax Share</i>	0	0
3. Bagi Hasil Retribusi <i>Retribution Share</i>	7 900	7 900
4. Alokasi Dana Desa <i>Village Allocation Fund</i>	2 423 720	2 331 290
5. Bantuan Keuangan <i>Financial Assistance</i>	4 740 000	4 740 000
6. Hibah <i>Grant</i>	0	0
7. Sumbangan dari Pihak Ketiga <i>Donation from Third Parties</i>	0	0
II. BELANJA/ EXPENDITURE	6 381 620	6 289 190
1. Belanja Pegawai <i>Personnel Expenditure</i>	2 324 970	2 232 540
2. Belanja Barang dan Jasa <i>Goods and Services Expenditure</i>	7 900	7 900
3. Belanja Modal <i>Capital Expenditure</i>	4 048 750	4 048 750
4. Belanja Subsidi <i>Subsidies Expenditure</i>	0	0
5. Belanja Hibah <i>Grants Expenditure</i>	0	0
6. Belanja Bantuan Sosial <i>Social Assistance Expenditure</i>	0	0
7. Belanja Bantuan Keuangan <i>Financial Assistance Expenditure</i>	0	0
8. Belanja Tak Terduga <i>Unpredicted Expenditure</i>	0	0

*) APB Desa

**REALISASI PENDAPATAN DAN BELANJA PEMERINTAH DESA, KABUPATEN RAJA
AMPAT PROVINSI PAPUA BARAT (ribu rupiah), 2013-2014**
**ACTUAL REVENUE AND EXPENDITURE OF VILLAGE GOVERNMENT OF RAJA
AMPAT, PAPUA BARAT (thousand rupiahs), 2013-2014**

Tabel : 35.9
Table

Kabupaten / Regency : Raja Ampat

Rincian Classification	2013	2014*)
(1)	(2)	(3)
I. PENDAPATAN/ REVENUE	30 162 139	28 952 846
1. Pendapatan Asli Daerah <i>Original Local Government Revenue</i>	79 385	0
2. Bagi Hasil Pajak <i>Tax Share</i>	6 397	6 397
3. Bagi Hasil Retribusi <i>Retribution Share</i>	0	0
4. Alokasi Dana Desa <i>Village Allocation Fund</i>	9 010 220	8 679 451
5. Bantuan Keuangan <i>Financial Assistance</i>	18 419 983	17 620 844
6. Hibah <i>Grant</i>	2 646 154	2 646 154
7. Sumbangan dari Pihak Ketiga <i>Donation from Third Parties</i>	0	0
II. BELANJA/ EXPENDITURE	30 162 074	28 952 781
1. Belanja Pegawai <i>Personnel Expenditure</i>	4 998 029	4 529 660
2. Belanja Barang dan Jasa <i>Goods and Services Expenditure</i>	420 077	360 538
3. Belanja Modal <i>Capital Expenditure</i>	13 428 788	12 767 249
4. Belanja Subsidi <i>Subsidies Expenditure</i>	132 308	132 308
5. Belanja Hibah <i>Grants Expenditure</i>	198 462	198 462
6. Belanja Bantuan Sosial <i>Social Assistance Expenditure</i>	9 822 748	9 802 902
7. Belanja Bantuan Keuangan <i>Financial Assistance Expenditure</i>	0	0
8. Belanja Tak Terduga <i>Unpredicted Expenditure</i>	1 161 662	1 161 662

*) APB Desa

REALISASI PENDAPATAN DAN BELANJA PEMERINTAH DESA, KABUPATEN

Tabel : 35.10 TAMBRAUW PROVINSI PAPUA BARAT (ribu rupiah), 2013-2014

Table

**ACTUAL REVENUE AND EXPENDITURE OF VILLAGE GOVERNMENT OF
TAMBRAUW, PAPUA BARAT (thousand rupiahs), 2013-2014**

Kabupaten / Regency : Tambrau

Rincian <i>Classification</i>	2013	2014*)
(1)	(2)	(3)
I. PENDAPATAN/ REVENUE	4 860 685	4 410 856
1. Pendapatan Asli Daerah <i>Original Local Government Revenue</i>	120 000	120 000
2. Bagi Hasil Pajak <i>Tax Share</i>	0	0
3. Bagi Hasil Retribusi <i>Retribution Share</i>	0	0
4. Alokasi Dana Desa <i>Village Allocation Fund</i>	763 543	656 571
5. Bantuan Keuangan <i>Financial Assistance</i>	3 325 714	2 982 857
6. Hibah <i>Grant</i>	582 857	582 857
7. Sumbangan dari Pihak Ketiga <i>Donation from Third Parties</i>	68 571	68 571
II. BELANJA/ EXPENDITURE	4 260 686	3 810 856
1. Belanja Pegawai <i>Personnel Expenditure</i>	727 543	620 571
2. Belanja Barang dan Jasa <i>Goods and Services Expenditure</i>	1 714	1 714
3. Belanja Modal <i>Capital Expenditure</i>	3 531 429	3 188 571
4. Belanja Subsidi <i>Subsidies Expenditure</i>	0	0
5. Belanja Hibah <i>Grants Expenditure</i>	0	0
6. Belanja Bantuan Sosial <i>Social Assistance Expenditure</i>	0	0
7. Belanja Bantuan Keuangan <i>Financial Assistance Expenditure</i>	0	0
8. Belanja Tak Terduga <i>Unpredicted Expenditure</i>	0	0

*) APB Desa

REALISASI PENDAPATAN DAN BELANJA PEMERINTAH DESA, KABUPATEN

Tabel : 35.11 MAYBRAT PROVINSI PAPUA BARAT (ribu rupiah), 2013-2014

Table

**ACTUAL REVENUE AND EXPENDITURE OF VILLAGE GOVERNMENT OF MAYBRAT,
PAPUA BARAT (thousand rupiahs), 2013-2014**

Kabupaten / Regency : Maybrat

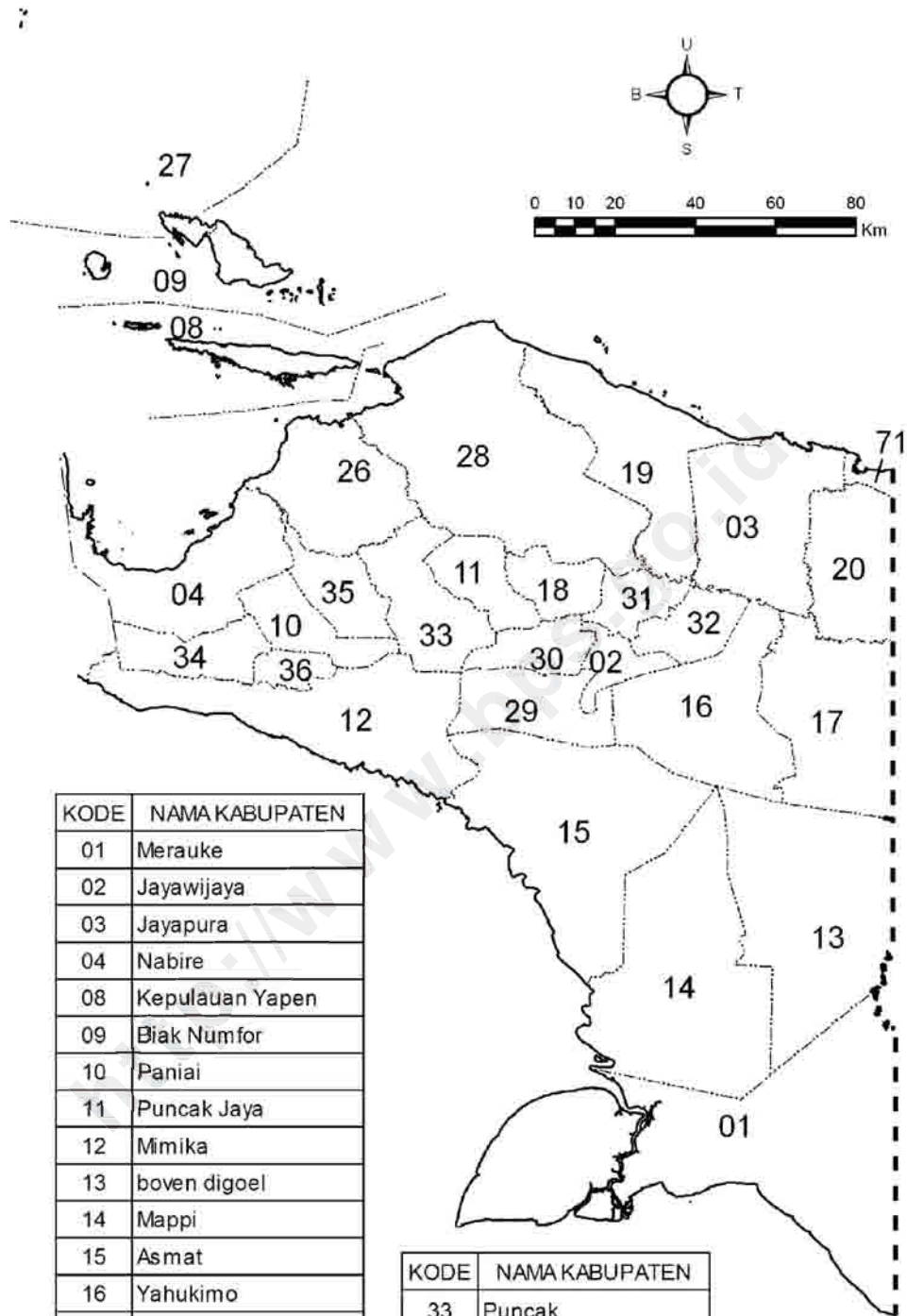
Rincian <i>Classification</i>	2013	2014*)
(1)	(2)	(3)
I. PENDAPATAN/ REVENUE	16 699 340	15 436 840
1. Pendapatan Asli Daerah <i>Original Local Government Revenue</i>	0	0
2. Bagi Hasil Pajak <i>Tax Share</i>	0	0
3. Bagi Hasil Retribusi <i>Retribution Share</i>	0	0
4. Alokasi Dana Desa <i>Village Allocation Fund</i>	4 248 060	4 167 260
5. Bantuan Keuangan <i>Financial Assistance</i>	12 451 280	11 269 580
6. Hibah <i>Grant</i>	0	0
7. Sumbangan dari Pihak Ketiga <i>Donation from Third Parties</i>	0	0
II. BELANJA/ EXPENDITURE	16 088 290	14 834 880
1. Belanja Pegawai <i>Personnel Expenditure</i>	4 720 740	4 037 980
2. Belanja Barang dan Jasa <i>Goods and Services Expenditure</i>	75 750	0
3. Belanja Modal <i>Capital Expenditure</i>	8 216 350	7 994 150
4. Belanja Subsidi <i>Subsidies Expenditure</i>	0	0
5. Belanja Hibah <i>Grants Expenditure</i>	0	0
6. Belanja Bantuan Sosial <i>Social Assistance Expenditure</i>	3 075 450	2 802 750
7. Belanja Bantuan Keuangan <i>Financial Assistance Expenditure</i>	0	0
8. Belanja Tak Terduga <i>Unpredicted Expenditure</i>	0	0

*) APB Desa

Gambar Peta Indeks Provinsi Papua menurut Kabupaten/Kota

..... : 33

Figure Index Map of Papua Province by Regency/Municipality



KODE	NAMA KABUPATEN
01	Merauke
02	Jayawijaya
03	Jayapura
04	Nabire
08	Kepulauan Yapen
09	Biak Numfor
10	Paniai
11	Puncak Jaya
12	Mimika
13	boven digoel
14	Mappi
15	Asmat
16	Yahukimo
17	Pegunungan Bintang
18	Tolikara
19	Sarmi
20	Keerom
26	Waropen
27	Supiori
28	Mamberamo Raya
29	Nduga
30	Lanny Jaya
31	Mamberamo Tengah
32	Yalimo

KODE	NAMA KABUPATEN
33	Puncak
34	Dogiyai
35	Intan Jaya
36	Deiyai
71	Kota Jayapura

Legenda

- Batas Negara
- Batas Provinsi
- Batas Kabupaten
- Batas Kecamatan
- Batas Desa
- Garis Pantai / Batas Perairan

**REALISASI PENDAPATAN DAN BELANJA PEMERINTAH DESA SELURUH PROVINSI
PAPUA (ribu rupiah), 2013-2014
ACTUAL REVENUE AND EXPENDITURE OF VILLAGE GOVERNMENT THROUGHOUT
PAPUA PROVINCE (thousand rupiahs), 2013-2014**

Tabel : 35
Table

Kabupaten/Kota <i>Regency/Municipality</i>	2013		2014*)	
	Pendapatan <i>Revenue</i>	Belanja <i>Expenditure</i>	Pendapatan <i>Revenue</i>	Belanja <i>Expenditure</i>
(1)	(2)	(3)	(4)	(5)
01 Merauke	96 926 480	87 823 808	93 668 176	90 415 520
02 Jayawijaya	26 600 000	10 754 051	27 109 091	12 152 830
03 Jayapura	68 813 810	66 016 249	64 757 810	63 284 767
04 Nabire	30 106 396	27 381 771	26 635 625	24 967 125
08 Kepulauan Yapen	131 412 839	91 255 277	180 347 851	124 751 046
09 Biak Numfor	49 270 346	47 866 757	41 975 059	40 413 231
10 Paniai	39 440 209	39 440 209	61 261 010	61 261 010
11 Puncak Jaya	29 581 282	13 149 085	38 786 300	21 517 608
12 Mimika	32 139 516	29 619 865	45 669 728	42 131 803
13 Boven Digoel	8 885 195	8 187 787	8 724 845	8 150 287
14 Mappi	66 021 429	66 701 429	57 342 858	57 342 858
15 Asmat	44 311 500	43 702 700	47 686 500	47 221 700
16 Yahukimo	132 408 641	119 314 721	159 246 142	143 498 256
17 Pegunungan Bintang	19 739 200	10 400 000	9 880 000	1 872 000
18 Tolikara	237 795 259	188 790 155	247 148 560	196 215 919
19 Sarmi	58 674 568	39 899 908	53 586 567	35 822 868
20 Keerom	64 751 500	59 110 274	64 629 500	59 110 274
26 Waropen	3 009 149	2 744 428	4 673 998	4 262 817
27 Supiori	16 475 847	12 747 308	15 423 990	9 683 338
28 Mamberamo Raya	25 934 983	21 876 158	39 106 008	32 985 917
29 Nduga	31 479 762	31 312 228	55 487 472	55 192 170
30 Lanny Jaya	93 283 666	79 350 222	58 391 667	53 014 389
32 Yalimo	6 858 465	6 858 465	7 951 556	7 951 556
34 Dogiyai	26 026 877	26 026 877	36 853 849	36 853 849
71 Jayapura	4 026 600	3 779 175	3 576 600	3 441 825
PAPUA	1 343 973 519	1 134 108 907	1 449 920 762	1 233 514 963

*) APB Desa

Tabel : 36.1 REALISASI PENDAPATAN DAN BELANJA SELURUH PEMERINTAH DESA DI
Table : 36.1 PROVINSI PAPUA (ribu rupiah), 2013-2014
ACTUAL REVENUE AND EXPENDITURE OF VILLAGE GOVERNMENT THROUGHOUT
PAPUA PROVINCE (thousand rupiahs), 2013-2014

Rincian <i>Classification</i>	2013	2014*)
(1)	(2)	(3)
I. PENDAPATAN/REVENUE	1 343 973 519	1 449 920 762
1. Pendapatan Asli Daerah <i>Original Local Government Revenue</i>	13 462 152	16 532 272
2. Bagi Hasil Pajak <i>Tax Share</i>	3 471 468	3 473 772
3. Bagi Hasil Retribusi <i>Retribution Share</i>	0	0
4. Alokasi Dana Desa <i>Village Allocation Fund</i>	541 174 783	597 360 768
5. Bantuan Keuangan <i>Financial Assistance</i>	722 935 106	762 342 622
6. Hibah <i>Grant</i>	60 910 715	62 607 804
7. Sumbangan dari Pihak Ketiga <i>Donation from Third Parties</i>	2 019 295	7 603 524
II. BELANJA/EXPENDITURE	1 134 108 907	1 233 514 963
1. Belanja Pegawai <i>Personnel Expenditure</i>	265 338 767	288 320 511
2. Belanja Barang dan Jasa <i>Goods and Services Expenditure</i>	79 722 871	101 882 055
3. Belanja Modal <i>Capital Expenditure</i>	334 130 887	342 137 814
4. Belanja Subsidi <i>Subsidies Expenditure</i>	2 698 791	3 418 618
5. Belanja Hibah <i>Grants Expenditure</i>	237 970 783	244 889 994
6. Belanja Bantuan Sosial <i>Social Assistance Expenditure</i>	201 823 865	236 947 657
7. Belanja Bantuan Keuangan <i>Financial Assistance Expenditure</i>	3 202 237	3 947 122
8. Belanja Tak Terduga <i>Unpredicted Expenditure</i>	9 220 706	11 971 192

*) APB Desa

REALISASI PENDAPATAN DAN BELANJA PEMERINTAH DESA, KABUPATEN

Tabel : 36.2 MERAUKE PROVINSI PAPUA (ribu rupiah), 2013-2014

Table

ACTUAL REVENUE AND EXPENDITURE OF VILLAGE GOVERNMENT OF MERAUKE, PAPUA (thousand rupiahs), 2013-2014

Kabupaten / Regency : Merauke

Rincian <i>Classification</i>	2013	2014*)
(1)	(2)	(3)
I. PENDAPATAN/ REVENUE	96 926 480	93 668 176
1. Pendapatan Asli Daerah <i>Original Local Government Revenue</i>	1 664 272	1 726 688
2. Bagi Hasil Pajak <i>Tax Share</i>	114 768	117 072
3. Bagi Hasil Retribusi <i>Retribution Share</i>	0	0
4. Alokasi Dana Desa <i>Village Allocation Fund</i>	47 440 640	39 452 640
5. Bantuan Keuangan <i>Financial Assistance</i>	41 369 760	40 921 888
6. Hibah <i>Grant</i>	5 272 528	5 272 528
7. Sumbangan dari Pihak Ketiga <i>Donation from Third Parties</i>	1 064 512	6 177 360
II. BELANJA/ EXPENDITURE	87 823 808	90 415 520
1. Belanja Pegawai <i>Personnel Expenditure</i>	38 308 528	38 927 728
2. Belanja Barang dan Jasa <i>Goods and Services Expenditure</i>	7 530 352	6 930 320
3. Belanja Modal <i>Capital Expenditure</i>	19 335 264	20 349 072
4. Belanja Subsidi <i>Subsidies Expenditure</i>	0	0
5. Belanja Hibah <i>Grants Expenditure</i>	12 581 328	13 381 328
6. Belanja Bantuan Sosial <i>Social Assistance Expenditure</i>	9 844 960	9 115 360
7. Belanja Bantuan Keuangan <i>Financial Assistance Expenditure</i>	0	0
8. Belanja Tak Terduga <i>Unpredicted Expenditure</i>	223 376	1 711 712

*) APB Desa

REALISASI PENDAPATAN DAN BELANJA PEMERINTAH DESA, KABUPATEN

Tabel : 36.3 JAYAWIJAYA PROVINSI PAPUA (ribu rupiah), 2013-2014

Table

**ACTUAL REVENUE AND EXPENDITURE OF VILLAGE GOVERNMENT OF
JAYAWIJAYA, PAPUA (thousand rupiahs), 2013-2014**

Kabupaten / Regency : Jayawijaya

Rincian <i>Classification</i>	2013	2014*)
(1)	(2)	(3)
I. PENDAPATAN/ REVENUE	26 600 000	27 109 091
1. Pendapatan Asli Daerah <i>Original Local Government Revenue</i>	0	0
2. Bagi Hasil Pajak <i>Tax Share</i>	0	0
3. Bagi Hasil Retribusi <i>Retribution Share</i>	0	0
4. Alokasi Dana Desa <i>Village Allocation Fund</i>	5 272 727	5 272 727
5. Bantuan Keuangan <i>Financial Assistance</i>	21 327 273	21 836 364
6. Hibah <i>Grant</i>	0	0
7. Sumbangan dari Pihak Ketiga <i>Donation from Third Parties</i>	0	0
II. BELANJA/ EXPENDITURE	10 754 051	12 152 830
1. Belanja Pegawai <i>Personnel Expenditure</i>	10 286 778	11 685 557
2. Belanja Barang dan Jasa <i>Goods and Services Expenditure</i>	61 091	61 091
3. Belanja Modal <i>Capital Expenditure</i>	406 182	406 182
4. Belanja Subsidi <i>Subsidies Expenditure</i>	0	0
5. Belanja Hibah <i>Grants Expenditure</i>	0	0
6. Belanja Bantuan Sosial <i>Social Assistance Expenditure</i>	0	0
7. Belanja Bantuan Keuangan <i>Financial Assistance Expenditure</i>	0	0
8. Belanja Tak Terduga <i>Unpredicted Expenditure</i>	0	0

*) APB Desa

REALISASI PENDAPATAN DAN BELANJA PEMERINTAH DESA, KABUPATEN

Tabel : 36.4 JAYAPURA PROVINSI PAPUA (ribu rupiah), 2013-2014

Table

ACTUAL REVENUE AND EXPENDITURE OF VILLAGE GOVERNMENT OF JAYAPURA, PAPUA (thousand rupiahs), 2013-2014

Kabupaten / Regency : Jayapura

Rincian <i>Classification</i>	2013	2014*)
(1)	(2)	(3)
I. PENDAPATAN/ REVENUE	68 813 810	64 757 810
1. Pendapatan Asli Daerah <i>Original Local Government Revenue</i>	58 500	58 500
2. Bagi Hasil Pajak <i>Tax Share</i>	0	0
3. Bagi Hasil Retribusi <i>Retribution Share</i>	0	0
4. Alokasi Dana Desa <i>Village Allocation Fund</i>	29 677 375	28 507 375
5. Bantuan Keuangan <i>Financial Assistance</i>	16 958 435	14 072 435
6. Hibah <i>Grant</i>	22 100 000	22 100 000
7. Sumbangan dari Pihak Ketiga <i>Donation from Third Parties</i>	19 500	19 500
II. BELANJA/ EXPENDITURE	66 016 249	63 284 767
1. Belanja Pegawai <i>Personnel Expenditure</i>	6 278 324	3 546 842
2. Belanja Barang dan Jasa <i>Goods and Services Expenditure</i>	3 232 775	3 232 775
3. Belanja Modal <i>Capital Expenditure</i>	50 146 200	50 146 200
4. Belanja Subsidi <i>Subsidies Expenditure</i>	0	0
5. Belanja Hibah <i>Grants Expenditure</i>	78 000	78 000
6. Belanja Bantuan Sosial <i>Social Assistance Expenditure</i>	5 589 350	5 589 350
7. Belanja Bantuan Keuangan <i>Financial Assistance Expenditure</i>	152 100	152 100
8. Belanja Tak Terduga <i>Unpredicted Expenditure</i>	539 500	539 500

*) APB Desa

REALISASI PENDAPATAN DAN BELANJA PEMERINTAH DESA, KABUPATEN

Tabel : 36.5 NABIRE PROVINSI PAPUA (ribu rupiah), 2013-2014

Table

**ACTUAL REVENUE AND EXPENDITURE OF VILLAGE GOVERNMENT OF NABIRE,
PAPUA (thousand rupiahs), 2013-2014**

Kabupaten / Regency : Nabire

Rincian <i>Classification</i>	2013	2014*)
(1)	(2)	(3)
I. PENDAPATAN/ REVENUE	30 106 396	26 635 625
1. Pendapatan Asli Daerah <i>Original Local Government Revenue</i>	0	0
2. Bagi Hasil Pajak <i>Tax Share</i>	0	0
3. Bagi Hasil Retribusi <i>Retribution Share</i>	0	0
4. Alokasi Dana Desa <i>Village Allocation Fund</i>	746 453	662 308
5. Bantuan Keuangan <i>Financial Assistance</i>	29 359 943	25 973 317
6. Hibah <i>Grant</i>	0	0
7. Sumbangan dari Pihak Ketiga <i>Donation from Third Parties</i>	0	0
II. BELANJA/ EXPENDITURE	27 381 771	24 967 125
1. Belanja Pegawai <i>Personnel Expenditure</i>	3 751 320	2 945 656
2. Belanja Barang dan Jasa <i>Goods and Services Expenditure</i>	64 835	110 453
3. Belanja Modal <i>Capital Expenditure</i>	22 323 116	20 668 516
4. Belanja Subsidi <i>Subsidies Expenditure</i>	0	0
5. Belanja Hibah <i>Grants Expenditure</i>	0	0
6. Belanja Bantuan Sosial <i>Social Assistance Expenditure</i>	1 242 500	1 242 500
7. Belanja Bantuan Keuangan <i>Financial Assistance Expenditure</i>	0	0
8. Belanja Tak Terduga <i>Unpredicted Expenditure</i>	0	0

*) APB Desa

REALISASI PENDAPATAN DAN BELANJA PEMERINTAH DESA, KABUPATEN

Tabel : 36.6 KEPULAUAN YAPEN PROVINSI PAPUA (ribu rupiah), 2013-2014

Table

**ACTUAL REVENUE AND EXPENDITURE OF VILLAGE GOVERNMENT OF
KEPULAUAN YAPEN, PAPUA (thousand rupiahs), 2013-2014**

Kabupaten / Regency : Kepulauan Yapen

Rincian <i>Classification</i>	2013	2014*)
(1)	(2)	(3)
I. PENDAPATAN/ REVENUE	131 412 839	180 347 851
1. Pendapatan Asli Daerah <i>Original Local Government Revenue</i>	3 721 461	5 048 702
2. Bagi Hasil Pajak <i>Tax Share</i>	0	0
3. Bagi Hasil Retribusi <i>Retribution Share</i>	0	0
4. Alokasi Dana Desa <i>Village Allocation Fund</i>	23 112 512	31 670 823
5. Bantuan Keuangan <i>Financial Assistance</i>	98 376 430	135 213 821
6. Hibah <i>Grant</i>	6 202 436	8 414 505
7. Sumbangan dari Pihak Ketiga <i>Donation from Third Parties</i>	0	0
II. BELANJA/ EXPENDITURE	91 255 277	124 751 046
1. Belanja Pegawai <i>Personnel Expenditure</i>	21 667 344	29 710 242
2. Belanja Barang dan Jasa <i>Goods and Services Expenditure</i>	36 447 060	49 445 731
3. Belanja Modal <i>Capital Expenditure</i>	881 833	1 196 335
4. Belanja Subsidi <i>Subsidies Expenditure</i>	0	0
5. Belanja Hibah <i>Grants Expenditure</i>	16 781 172	23 400 762
6. Belanja Bantuan Sosial <i>Social Assistance Expenditure</i>	12 404 871	16 829 009
7. Belanja Bantuan Keuangan <i>Financial Assistance Expenditure</i>	0	0
8. Belanja Tak Terduga <i>Unpredicted Expenditure</i>	3 072 997	4 168 967

*) APB Desa

REALISASI PENDAPATAN DAN BELANJA PEMERINTAH DESA, KABUPATEN BIAK

Tabel : 36.7 NUMFOR PROVINSI PAPUA (ribu rupiah), 2013-2014

Table

**ACTUAL REVENUE AND EXPENDITURE OF VILLAGE GOVERNMENT OF BIAK
NUMFOR, PAPUA (thousand rupiahs), 2013-2014**

Kabupaten / Regency : Biak Numfor

Rincian <i>Classification</i>	2013	2014*)
(1)	(2)	(3)
I. PENDAPATAN/ REVENUE	49 270 346	41 975 059
1. Pendapatan Asli Daerah <i>Original Local Government Revenue</i>	0	0
2. Bagi Hasil Pajak <i>Tax Share</i>	0	0
3. Bagi Hasil Retribusi <i>Retribution Share</i>	0	0
4. Alokasi Dana Desa <i>Village Allocation Fund</i>	12 059 726	10 852 206
5. Bantuan Keuangan <i>Financial Assistance</i>	37 210 620	31 122 853
6. Hibah <i>Grant</i>	0	0
7. Sumbangan dari Pihak Ketiga <i>Donation from Third Parties</i>	0	0
II. BELANJA/ EXPENDITURE	47 866 757	40 413 231
1. Belanja Pegawai <i>Personnel Expenditure</i>	16 430 060	13 782 280
2. Belanja Barang dan Jasa <i>Goods and Services Expenditure</i>	2 743 480	2 243 480
3. Belanja Modal <i>Capital Expenditure</i>	250 973	184 577
4. Belanja Subsidi <i>Subsidies Expenditure</i>	0	0
5. Belanja Hibah <i>Grants Expenditure</i>	0	0
6. Belanja Bantuan Sosial <i>Social Assistance Expenditure</i>	28 442 244	24 202 894
7. Belanja Bantuan Keuangan <i>Financial Assistance Expenditure</i>	0	0
8. Belanja Tak Terduga <i>Unpredicted Expenditure</i>	0	0

*) APB Desa

REALISASI PENDAPATAN DAN BELANJA PEMERINTAH DESA, KABUPATEN PANIAI

Tabel : 36.8 PROVINSI PAPUA (ribu rupiah), 2013-2014

Table

**ACTUAL REVENUE AND EXPENDITURE OF VILLAGE GOVERNMENT OF PANIAI,
PAPUA (thousand rupiahs), 2013-2014**

Kabupaten / Regency : Paniai

Rincian <i>Classification</i>	2013	2014*)
(1)	(2)	(3)
I. PENDAPATAN/ REVENUE	39 440 209	61 261 010
1. Pendapatan Asli Daerah <i>Original Local Government Revenue</i>	0	0
2. Bagi Hasil Pajak <i>Tax Share</i>	0	0
3. Bagi Hasil Retribusi <i>Retribution Share</i>	0	0
4. Alokasi Dana Desa <i>Village Allocation Fund</i>	25 779 323	40 042 064
5. Bantuan Keuangan <i>Financial Assistance</i>	13 660 886	21 218 946
6. Hibah <i>Grant</i>	0	0
7. Sumbangan dari Pihak Ketiga <i>Donation from Third Parties</i>	0	0
II. BELANJA/ EXPENDITURE	39 440 209	61 261 010
1. Belanja Pegawai <i>Personnel Expenditure</i>	10 136 083	15 744 001
2. Belanja Barang dan Jasa <i>Goods and Services Expenditure</i>	1 225 301	1 903 214
3. Belanja Modal <i>Capital Expenditure</i>	28 078 825	43 613 795
4. Belanja Subsidi <i>Subsidies Expenditure</i>	0	0
5. Belanja Hibah <i>Grants Expenditure</i>	0	0
6. Belanja Bantuan Sosial <i>Social Assistance Expenditure</i>	0	0
7. Belanja Bantuan Keuangan <i>Financial Assistance Expenditure</i>	0	0
8. Belanja Tak Terduga <i>Unpredicted Expenditure</i>	0	0

*) APB Desa

REALISASI PENDAPATAN DAN BELANJA PEMERINTAH DESA, KABUPATEN

Tabel : 36.9 PUNCAK JAYA PROVINSI PAPUA (ribu rupiah), 2013-2014

Table

ACTUAL REVENUE AND EXPENDITURE OF VILLAGE GOVERNMENT OF PUNCAK JAYA, PAPUA (thousand rupiahs), 2013-2014

Kabupaten / Regency : Puncak Jaya

Rincian <i>Classification</i>	2013	2014*)
(1)	(2)	(3)
I. PENDAPATAN/ REVENUE	29 581 282	38 786 300
1. Pendapatan Asli Daerah <i>Original Local Government Revenue</i>	5 095 015	6 334 850
2. Bagi Hasil Pajak <i>Tax Share</i>	3 356 700	3 356 700
3. Bagi Hasil Retribusi <i>Retribution Share</i>	0	0
4. Alokasi Dana Desa <i>Village Allocation Fund</i>	20 100 000	27 916 667
5. Bantuan Keuangan <i>Financial Assistance</i>	0	0
6. Hibah <i>Grant</i>	1 029 567	1 178 083
7. Sumbangan dari Pihak Ketiga <i>Donation from Third Parties</i>	0	0
II. BELANJA/ EXPENDITURE	13 149 085	21 517 608
1. Belanja Pegawai <i>Personnel Expenditure</i>	2 518 195	3 623 583
2. Belanja Barang dan Jasa <i>Goods and Services Expenditure</i>	2 655 433	8 943 383
3. Belanja Modal <i>Capital Expenditure</i>	2 129 483	2 467 275
4. Belanja Subsidi <i>Subsidies Expenditure</i>	513 667	245 667
5. Belanja Hibah <i>Grants Expenditure</i>	781 667	379 667
6. Belanja Bantuan Sosial <i>Social Assistance Expenditure</i>	1 005 000	1 451 667
7. Belanja Bantuan Keuangan <i>Financial Assistance Expenditure</i>	2 817 573	3 472 833
8. Belanja Tak Terduga <i>Unpredicted Expenditure</i>	728 067	933 533

*) APB Desa

REALISASI PENDAPATAN DAN BELANJA PEMERINTAH DESA, KABUPATEN MIMIKA

Tabel : 36.10 PROVINSI PAPUA (ribu rupiah), 2013-2014

Table

**ACTUAL REVENUE AND EXPENDITURE OF VILLAGE GOVERNMENT OF MIMIKA,
PAPUA (thousand rupiahs), 2013-2014**

Kabupaten / Regency : Mimika

Rincian <i>Classification</i>	2013	2014*)
(1)	(2)	(3)
I. PENDAPATAN/ REVENUE	32 139 516	45 669 728
1. Pendapatan Asli Daerah <i>Original Local Government Revenue</i>	124 331	173 693
2. Bagi Hasil Pajak <i>Tax Share</i>	0	0
3. Bagi Hasil Retribusi <i>Retribution Share</i>	0	0
4. Alokasi Dana Desa <i>Village Allocation Fund</i>	18 877 615	26 798 461
5. Bantuan Keuangan <i>Financial Assistance</i>	12 078 377	17 181 506
6. Hibah <i>Grant</i>	1 059 193	1 516 068
7. Sumbangan dari Pihak Ketiga <i>Donation from Third Parties</i>	0	0
II. BELANJA/ EXPENDITURE	29 619 865	42 131 803
1. Belanja Pegawai <i>Personnel Expenditure</i>	7 992 879	11 298 123
2. Belanja Barang dan Jasa <i>Goods and Services Expenditure</i>	0	0
3. Belanja Modal <i>Capital Expenditure</i>	3 745 307	5 360 816
4. Belanja Subsidi <i>Subsidies Expenditure</i>	0	0
5. Belanja Hibah <i>Grants Expenditure</i>	0	0
6. Belanja Bantuan Sosial <i>Social Assistance Expenditure</i>	17 881 679	25 472 864
7. Belanja Bantuan Keuangan <i>Financial Assistance Expenditure</i>	0	0
8. Belanja Tak Terduga <i>Unpredicted Expenditure</i>	0	0

*) APB Desa

REALISASI PENDAPATAN DAN BELANJA PEMERINTAH DESA, KABUPATEN BOVEN

Tabel : 36.11 DIGOEL PROVINSI PAPUA (ribu rupiah), 2013-2014

Table

**ACTUAL REVENUE AND EXPENDITURE OF VILLAGE GOVERNMENT OF BOVEN
DIGOEL, PAPUA (thousand rupiahs), 2013-2014**

Kabupaten / Regency : Boven Digoel

Rincian <i>Classification</i>	2013	2014*)
(1)	(2)	(3)
I. PENDAPATAN/ REVENUE	8 885 195	8 724 845
1. Pendapatan Asli Daerah <i>Original Local Government Revenue</i>	1 054 000	1 054 000
2. Bagi Hasil Pajak <i>Tax Share</i>	0	0
3. Bagi Hasil Retribusi <i>Retribution Share</i>	0	0
4. Alokasi Dana Desa <i>Village Allocation Fund</i>	3 080 000	3 080 000
5. Bantuan Keuangan <i>Financial Assistance</i>	4 446 915	4 286 565
6. Hibah <i>Grant</i>	221 000	221 000
7. Sumbangan dari Pihak Ketiga <i>Donation from Third Parties</i>	83 280	83 280
II. BELANJA/ EXPENDITURE	8 187 787	8 150 287
1. Belanja Pegawai <i>Personnel Expenditure</i>	7 105 723	7 105 723
2. Belanja Barang dan Jasa <i>Goods and Services Expenditure</i>	0	0
3. Belanja Modal <i>Capital Expenditure</i>	1 082 064	1 044 564
4. Belanja Subsidi <i>Subsidies Expenditure</i>	0	0
5. Belanja Hibah <i>Grants Expenditure</i>	0	0
6. Belanja Bantuan Sosial <i>Social Assistance Expenditure</i>	0	0
7. Belanja Bantuan Keuangan <i>Financial Assistance Expenditure</i>	0	0
8. Belanja Tak Terduga <i>Unpredicted Expenditure</i>	0	0

*) APB Desa

REALISASI PENDAPATAN DAN BELANJA PEMERINTAH DESA, KABUPATEN MAPPI

Tabel : 36.12 PROVINSI PAPUA (ribu rupiah), 2013-2014

Table

**ACTUAL REVENUE AND EXPENDITURE OF VILLAGE GOVERNMENT OF MAPPI,
PAPUA (thousand rupiahs), 2013-2014**

Kabupaten / Regency : Mappi

Rincian <i>Classification</i>	2013	2014*)
(1)	(2)	(3)
I. PENDAPATAN/ REVENUE	66 021 429	57 342 858
1. Pendapatan Asli Daerah <i>Original Local Government Revenue</i>	0	0
2. Bagi Hasil Pajak <i>Tax Share</i>	0	0
3. Bagi Hasil Retribusi <i>Retribution Share</i>	0	0
4. Alokasi Dana Desa <i>Village Allocation Fund</i>	13 600 000	11 671 429
5. Bantuan Keuangan <i>Financial Assistance</i>	52 421 429	45 671 429
6. Hibah <i>Grant</i>	0	0
7. Sumbangan dari Pihak Ketiga <i>Donation from Third Parties</i>	0	0
II. BELANJA/ EXPENDITURE	66 701 429	57 342 858
1. Belanja Pegawai <i>Personnel Expenditure</i>	0	0
2. Belanja Barang dan Jasa <i>Goods and Services Expenditure</i>	0	0
3. Belanja Modal <i>Capital Expenditure</i>	680 000	0
4. Belanja Subsidi <i>Subsidies Expenditure</i>	0	0
5. Belanja Hibah <i>Grants Expenditure</i>	66 021 429	57 342 858
6. Belanja Bantuan Sosial <i>Social Assistance Expenditure</i>	0	0
7. Belanja Bantuan Keuangan <i>Financial Assistance Expenditure</i>	0	0
8. Belanja Tak Terduga <i>Unpredicted Expenditure</i>	0	0

*) APB Desa

REALISASI PENDAPATAN DAN BELANJA PEMERINTAH DESA, KABUPATEN ASMAT

Tabel : 36.13 PROVINSI PAPUA (ribu rupiah), 2013-2014

Table

**ACTUAL REVENUE AND EXPENDITURE OF VILLAGE GOVERNMENT OF ASMAT,
PAPUA (thousand rupiahs), 2013-2014**

Kabupaten / Regency : Asmat

Rincian <i>Classification</i>	2013	2014*)
(1)	(2)	(3)
I. PENDAPATAN/ REVENUE	44 311 500	47 686 500
1. Pendapatan Asli Daerah <i>Original Local Government Revenue</i>	0	0
2. Bagi Hasil Pajak <i>Tax Share</i>	0	0
3. Bagi Hasil Retribusi <i>Retribution Share</i>	0	0
4. Alokasi Dana Desa <i>Village Allocation Fund</i>	15 587 500	13 900 000
5. Bantuan Keuangan <i>Financial Assistance</i>	8 869 500	13 932 000
6. Hibah <i>Grant</i>	19 854 500	19 854 500
7. Sumbangan dari Pihak Ketiga <i>Donation from Third Parties</i>	0	0
II. BELANJA/ EXPENDITURE	43 702 700	47 221 700
1. Belanja Pegawai <i>Personnel Expenditure</i>	14 909 700	14 909 700
2. Belanja Barang dan Jasa <i>Goods and Services Expenditure</i>	742 500	1 856 250
3. Belanja Modal <i>Capital Expenditure</i>	6 207 500	5 237 750
4. Belanja Subsidi <i>Subsidies Expenditure</i>	0	0
5. Belanja Hibah <i>Grants Expenditure</i>	18 562 500	21 937 500
6. Belanja Bantuan Sosial <i>Social Assistance Expenditure</i>	0	0
7. Belanja Bantuan Keuangan <i>Financial Assistance Expenditure</i>	0	0
8. Belanja Tak Terduga <i>Unpredicted Expenditure</i>	3 280 500	3 280 500

*) APB Desa

REALISASI PENDAPATAN DAN BELANJA PEMERINTAH DESA, KABUPATEN

Tabel : 36.14 YAHUKIMO PROVINSI PAPUA (ribu rupiah), 2013-2014

Table

**ACTUAL REVENUE AND EXPENDITURE OF VILLAGE GOVERNMENT OF YAHUKIMO,
PAPUA (thousand rupiahs), 2013-2014**

Kabupaten / Regency : Yahukimo

Rincian <i>Classification</i>	2013	2014*)
(1)	(2)	(3)
I. PENDAPATAN/ REVENUE	132 408 641	159 246 142
1. Pendapatan Asli Daerah <i>Original Local Government Revenue</i>	0	0
2. Bagi Hasil Pajak <i>Tax Share</i>	0	0
3. Bagi Hasil Retribusi <i>Retribution Share</i>	0	0
4. Alokasi Dana Desa <i>Village Allocation Fund</i>	39 626 672	47 658 480
5. Bantuan Keuangan <i>Financial Assistance</i>	92 781 969	111 587 662
6. Hibah <i>Grant</i>	0	0
7. Sumbangan dari Pihak Ketiga <i>Donation from Third Parties</i>	0	0
II. BELANJA/ EXPENDITURE	119 314 721	143 498 256
1. Belanja Pegawai <i>Personnel Expenditure</i>	16 996 131	20 441 025
2. Belanja Barang dan Jasa <i>Goods and Services Expenditure</i>	0	0
3. Belanja Modal <i>Capital Expenditure</i>	0	0
4. Belanja Subsidi <i>Subsidies Expenditure</i>	0	0
5. Belanja Hibah <i>Grants Expenditure</i>	0	0
6. Belanja Bantuan Sosial <i>Social Assistance Expenditure</i>	102 318 590	123 057 231
7. Belanja Bantuan Keuangan <i>Financial Assistance Expenditure</i>	0	0
8. Belanja Tak Terduga <i>Unpredicted Expenditure</i>	0	0

*) APB Desa

REALISASI PENDAPATAN DAN BELANJA PEMERINTAH DESA, KABUPATEN

Tabel : 36.15 PEGUNUNGAN BINTANG PROVINSI PAPUA (ribu rupiah), 2013-2014

Table

**ACTUAL REVENUE AND EXPENDITURE OF VILLAGE GOVERNMENT OF
PEGUNUNGAN BINTANG, PAPUA (thousand rupiahs), 2013-2014**

Kabupaten / Regency : Pegunungan Bintang

Rincian <i>Classification</i>	2013	2014*)
(1)	(2)	(3)
I. PENDAPATAN/ REVENUE	19 739 200	9 880 000
1. Pendapatan Asli Daerah <i>Original Local Government Revenue</i>	0	0
2. Bagi Hasil Pajak <i>Tax Share</i>	0	0
3. Bagi Hasil Retribusi <i>Retribution Share</i>	0	0
4. Alokasi Dana Desa <i>Village Allocation Fund</i>	10 920 000	5 200 000
5. Bantuan Keuangan <i>Financial Assistance</i>	8 819 200	4 680 000
6. Hibah <i>Grant</i>	0	0
7. Sumbangan dari Pihak Ketiga <i>Donation from Third Parties</i>	0	0
II. BELANJA/ EXPENDITURE	10 400 000	1 872 000
1. Belanja Pegawai <i>Personnel Expenditure</i>	6 760 000	1 872 000
2. Belanja Barang dan Jasa <i>Goods and Services Expenditure</i>	0	0
3. Belanja Modal <i>Capital Expenditure</i>	3 640 000	0
4. Belanja Subsidi <i>Subsidies Expenditure</i>	0	0
5. Belanja Hibah <i>Grants Expenditure</i>	0	0
6. Belanja Bantuan Sosial <i>Social Assistance Expenditure</i>	0	0
7. Belanja Bantuan Keuangan <i>Financial Assistance Expenditure</i>	0	0
8. Belanja Tak Terduga <i>Unpredicted Expenditure</i>	0	0

*) APB Desa

REALISASI PENDAPATAN DAN BELANJA PEMERINTAH DESA, KABUPATEN

Tabel : 36.16 TOLIKARA PROVINSI PAPUA (ribu rupiah), 2013-2014

Table

ACTUAL REVENUE AND EXPENDITURE OF VILLAGE GOVERNMENT OF TOLIKARA, PAPUA (thousand rupiahs), 2013-2014

Kabupaten / Regency : Tolikara

Rincian <i>Classification</i>	2013	2014*)
(1)	(2)	(3)
I. PENDAPATAN/ REVENUE	237 795 259	247 148 560
1. Pendapatan Asli Daerah <i>Original Local Government Revenue</i>	0	0
2. Bagi Hasil Pajak <i>Tax Share</i>	0	0
3. Bagi Hasil Retribusi <i>Retribution Share</i>	0	0
4. Alokasi Dana Desa <i>Village Allocation Fund</i>	189 593 518	197 050 880
5. Bantuan Keuangan <i>Financial Assistance</i>	48 201 741	50 097 680
6. Hibah <i>Grant</i>	0	0
7. Sumbangan dari Pihak Ketiga <i>Donation from Third Parties</i>	0	0
II. BELANJA/ EXPENDITURE	188 790 155	196 215 919
1. Belanja Pegawai <i>Personnel Expenditure</i>	40 168 117	41 748 067
2. Belanja Barang dan Jasa <i>Goods and Services Expenditure</i>	5 623 537	5 844 730
3. Belanja Modal <i>Capital Expenditure</i>	16 067 248	16 699 228
4. Belanja Subsidi <i>Subsidies Expenditure</i>	0	0
5. Belanja Hibah <i>Grants Expenditure</i>	120 504 353	125 244 202
6. Belanja Bantuan Sosial <i>Social Assistance Expenditure</i>	6 426 900	6 679 692
7. Belanja Bantuan Keuangan <i>Financial Assistance Expenditure</i>	0	0
8. Belanja Tak Terduga <i>Unpredicted Expenditure</i>	0	0

*) APB Desa

REALISASI PENDAPATAN DAN BELANJA PEMERINTAH DESA, KABUPATEN SARMI

Tabel : 36.17 PROVINSI PAPUA (ribu rupiah), 2013-2014

Table

**ACTUAL REVENUE AND EXPENDITURE OF VILLAGE GOVERNMENT OF SARMI,
PAPUA (thousand rupiahs), 2013-2014**

Kabupaten / Regency : Sarmi

Rincian <i>Classification</i>	2013	2014*)
(1)	(2)	(3)
I. PENDAPATAN/ REVENUE	58 674 568	53 586 567
1. Pendapatan Asli Daerah <i>Original Local Government Revenue</i>	63 989	58 733
2. Bagi Hasil Pajak <i>Tax Share</i>	0	0
3. Bagi Hasil Retribusi <i>Retribution Share</i>	0	0
4. Alokasi Dana Desa <i>Village Allocation Fund</i>	5 176 800	4 684 800
5. Bantuan Keuangan <i>Financial Assistance</i>	53 433 779	48 843 034
6. Hibah <i>Grant</i>	0	0
7. Sumbangan dari Pihak Ketiga <i>Donation from Third Parties</i>	0	0
II. BELANJA/ EXPENDITURE	39 899 908	35 822 868
1. Belanja Pegawai <i>Personnel Expenditure</i>	5 094 800	4 602 800
2. Belanja Barang dan Jasa <i>Goods and Services Expenditure</i>	6 303 868	5 664 268
3. Belanja Modal <i>Capital Expenditure</i>	27 779 840	24 900 000
4. Belanja Subsidi <i>Subsidies Expenditure</i>	0	0
5. Belanja Hibah <i>Grants Expenditure</i>	0	0
6. Belanja Bantuan Sosial <i>Social Assistance Expenditure</i>	0	0
7. Belanja Bantuan Keuangan <i>Financial Assistance Expenditure</i>	0	0
8. Belanja Tak Terduga <i>Unpredicted Expenditure</i>	721 400	655 800

*) APB Desa

REALISASI PENDAPATAN DAN BELANJA PEMERINTAH DESA, KABUPATEN

Tabel : 36.18 KEEROM PROVINSI PAPUA (ribu rupiah), 2013-2014

Table

**ACTUAL REVENUE AND EXPENDITURE OF VILLAGE GOVERNMENT OF KEEROM,
PAPUA (thousand rupiahs), 2013-2014**

Kabupaten / Regency : Keerom

Rincian <i>Classification</i>	2013	2014*)
(1)	(2)	(3)
I. PENDAPATAN/ REVENUE	64 751 500	64 629 500
1. Pendapatan Asli Daerah <i>Original Local Government Revenue</i>	256 200	256 200
2. Bagi Hasil Pajak <i>Tax Share</i>	0	0
3. Bagi Hasil Retribusi <i>Retribution Share</i>	0	0
4. Alokasi Dana Desa <i>Village Allocation Fund</i>	23 777 800	23 655 800
5. Bantuan Keuangan <i>Financial Assistance</i>	40 717 500	40 717 500
6. Hibah <i>Grant</i>	0	0
7. Sumbangan dari Pihak Ketiga <i>Donation from Third Parties</i>	0	0
II. BELANJA/ EXPENDITURE	59 110 274	59 110 274
1. Belanja Pegawai <i>Personnel Expenditure</i>	14 501 694	14 294 294
2. Belanja Barang dan Jasa <i>Goods and Services Expenditure</i>	7 295 704	7 600 704
3. Belanja Modal <i>Capital Expenditure</i>	37 312 876	37 215 276
4. Belanja Subsidi <i>Subsidies Expenditure</i>	0	0
5. Belanja Hibah <i>Grants Expenditure</i>	0	0
6. Belanja Bantuan Sosial <i>Social Assistance Expenditure</i>	0	0
7. Belanja Bantuan Keuangan <i>Financial Assistance Expenditure</i>	0	0
8. Belanja Tak Terduga <i>Unpredicted Expenditure</i>	0	0

*) APB Desa

REALISASI PENDAPATAN DAN BELANJA PEMERINTAH DESA, KABUPATEN

Tabel : 36.19 WAROPEN PROVINSI PAPUA (ribu rupiah), 2013-2014

Table

**ACTUAL REVENUE AND EXPENDITURE OF VILLAGE GOVERNMENT OF WAROPEN,
PAPUA (thousand rupiahs), 2013-2014**

Kabupaten / Regency : Waropen

Rincian <i>Classification</i>	2013	2014*)
(1)	(2)	(3)
I. PENDAPATAN/ REVENUE	3 009 149	4 673 998
1. Pendapatan Asli Daerah <i>Original Local Government Revenue</i>	841 241	1 306 668
2. Bagi Hasil Pajak <i>Tax Share</i>	0	0
3. Bagi Hasil Retribusi <i>Retribution Share</i>	0	0
4. Alokasi Dana Desa <i>Village Allocation Fund</i>	428 646	665 800
5. Bantuan Keuangan <i>Financial Assistance</i>	887 259	1 378 146
6. Hibah <i>Grant</i>	0	0
7. Sumbangan dari Pihak Ketiga <i>Donation from Third Parties</i>	852 003	1 323 384
II. BELANJA/ EXPENDITURE	2 744 428	4 262 817
1. Belanja Pegawai <i>Personnel Expenditure</i>	693 816	1 077 678
2. Belanja Barang dan Jasa <i>Goods and Services Expenditure</i>	510 265	792 576
3. Belanja Modal <i>Capital Expenditure</i>	1 330 792	2 067 069
4. Belanja Subsidi <i>Subsidies Expenditure</i>	0	0
5. Belanja Hibah <i>Grants Expenditure</i>	0	0
6. Belanja Bantuan Sosial <i>Social Assistance Expenditure</i>	0	0
7. Belanja Bantuan Keuangan <i>Financial Assistance Expenditure</i>	161 993	251 618
8. Belanja Tak Terduga <i>Unpredicted Expenditure</i>	47 562	73 876

*) APB Desa

REALISASI PENDAPATAN DAN BELANJA PEMERINTAH DESA, KABUPATEN

Tabel : 36.20 SUPIORI PROVINSI PAPUA (ribu rupiah), 2013-2014

Table

**ACTUAL REVENUE AND EXPENDITURE OF VILLAGE GOVERNMENT OF SUPIORI,
PAPUA (thousand rupiahs), 2013-2014**

Kabupaten / Regency : Supiori

Rincian <i>Classification</i>	2013	2014*)
(1)	(2)	(3)
I. PENDAPATAN/ REVENUE	16 475 847	15 423 990
1. Pendapatan Asli Daerah <i>Original Local Government Revenue</i>	297 143	323 571
2. Bagi Hasil Pajak <i>Tax Share</i>	0	0
3. Bagi Hasil Retribusi <i>Retribution Share</i>	0	0
4. Alokasi Dana Desa <i>Village Allocation Fund</i>	2 346 429	2 325 286
5. Bantuan Keuangan <i>Financial Assistance</i>	11 189 418	11 717 990
6. Hibah <i>Grant</i>	2 642 857	1 057 143
7. Sumbangan dari Pihak Ketiga <i>Donation from Third Parties</i>	0	0
II. BELANJA/ EXPENDITURE	12 747 308	9 683 338
1. Belanja Pegawai <i>Personnel Expenditure</i>	2 116 231	1 841 374
2. Belanja Barang dan Jasa <i>Goods and Services Expenditure</i>	109 714	162 571
3. Belanja Modal <i>Capital Expenditure</i>	9 819 363	6 977 393
4. Belanja Subsidi <i>Subsidies Expenditure</i>	0	0
5. Belanja Hibah <i>Grants Expenditure</i>	0	0
6. Belanja Bantuan Sosial <i>Social Assistance Expenditure</i>	110 000	110 000
7. Belanja Bantuan Keuangan <i>Financial Assistance Expenditure</i>	10 571	10 571
8. Belanja Tak Terduga <i>Unpredicted Expenditure</i>	581 429	581 429

*) APB Desa

REALISASI PENDAPATAN DAN BELANJA PEMERINTAH DESA, KABUPATEN

Tabel : 36.21 MAMBERAMO RAYA PROVINSI PAPUA (ribu rupiah), 2013-2014

Table

**ACTUAL REVENUE AND EXPENDITURE OF VILLAGE GOVERNMENT OF
MAMBERAMO RAYA, PAPUA (thousand rupiahs), 2013-2014**

Kabupaten / Regency : Mamberamo Raya

Rincian <i>Classification</i>	2013	2014*)
(1)	(2)	(3)
I. PENDAPATAN/ REVENUE	25 934 983	39 106 008
1. Pendapatan Asli Daerah <i>Original Local Government Revenue</i>	0	0
2. Bagi Hasil Pajak <i>Tax Share</i>	0	0
3. Bagi Hasil Retribusi <i>Retribution Share</i>	0	0
4. Alokasi Dana Desa <i>Village Allocation Fund</i>	3 241 873	4 888 251
5. Bantuan Keuangan <i>Financial Assistance</i>	22 693 110	34 217 757
6. Hibah <i>Grant</i>	0	0
7. Sumbangan dari Pihak Ketiga <i>Donation from Third Parties</i>	0	0
II. BELANJA/ EXPENDITURE	21 876 158	32 985 917
1. Belanja Pegawai <i>Personnel Expenditure</i>	4 823 907	7 273 718
2. Belanja Barang dan Jasa <i>Goods and Services Expenditure</i>	3 760 572	5 670 370
3. Belanja Modal <i>Capital Expenditure</i>	9 401 431	14 175 927
4. Belanja Subsidi <i>Subsidies Expenditure</i>	1 945 124	2 932 951
5. Belanja Hibah <i>Grants Expenditure</i>	0	0
6. Belanja Bantuan Sosial <i>Social Assistance Expenditure</i>	1 945 124	2 932 951
7. Belanja Bantuan Keuangan <i>Financial Assistance Expenditure</i>	0	0
8. Belanja Tak Terduga <i>Unpredicted Expenditure</i>	0	0

*) APB Desa

REALISASI PENDAPATAN DAN BELANJA PEMERINTAH DESA, KABUPATEN NDUGA

Tabel : 36.22 PROVINSI PAPUA (ribu rupiah), 2013-2014

Table

**ACTUAL REVENUE AND EXPENDITURE OF VILLAGE GOVERNMENT OF NDUGA,
PAPUA (thousand rupiahs), 2013-2014**

Kabupaten / Regency : Nduga

Rincian <i>Classification</i>	2013	2014*)
(1)	(2)	(3)
I. PENDAPATAN/ REVENUE	31 479 762	55 487 472
1. Pendapatan Asli Daerah <i>Original Local Government Revenue</i>	0	0
2. Bagi Hasil Pajak <i>Tax Share</i>	0	0
3. Bagi Hasil Retribusi <i>Retribution Share</i>	0	0
4. Alokasi Dana Desa <i>Village Allocation Fund</i>	25 495 040	44 938 565
5. Bantuan Keuangan <i>Financial Assistance</i>	5 984 722	10 548 907
6. Hibah <i>Grant</i>	0	0
7. Sumbangan dari Pihak Ketiga <i>Donation from Third Parties</i>	0	0
II. BELANJA/ EXPENDITURE	31 312 228	55 192 170
1. Belanja Pegawai <i>Personnel Expenditure</i>	12 280 673	21 646 399
2. Belanja Barang dan Jasa <i>Goods and Services Expenditure</i>	0	0
3. Belanja Modal <i>Capital Expenditure</i>	19 031 555	33 545 771
4. Belanja Subsidi <i>Subsidies Expenditure</i>	0	0
5. Belanja Hibah <i>Grants Expenditure</i>	0	0
6. Belanja Bantuan Sosial <i>Social Assistance Expenditure</i>	0	0
7. Belanja Bantuan Keuangan <i>Financial Assistance Expenditure</i>	0	0
8. Belanja Tak Terduga <i>Unpredicted Expenditure</i>	0	0

*) APB Desa

REALISASI PENDAPATAN DAN BELANJA PEMERINTAH DESA, KABUPATEN LANNY

Tabel : 36.23 JAYA PROVINSI PAPUA (ribu rupiah), 2013-2014

Table

**ACTUAL REVENUE AND EXPENDITURE OF VILLAGE GOVERNMENT OF LANNY
JAYA, PAPUA (thousand rupiahs), 2013-2014**

Kabupaten / Regency : Lanny Jaya

Rincian <i>Classification</i>	2013	2014*)
(1)	(2)	(3)
I. PENDAPATAN/ REVENUE	93 283 666	58 391 667
1. Pendapatan Asli Daerah <i>Original Local Government Revenue</i>	286 000	190 667
2. Bagi Hasil Pajak <i>Tax Share</i>	0	0
3. Bagi Hasil Retribusi <i>Retribution Share</i>	0	0
4. Alokasi Dana Desa <i>Village Allocation Fund</i>	9 175 833	6 315 833
5. Bantuan Keuangan <i>Financial Assistance</i>	83 821 833	51 885 167
6. Hibah <i>Grant</i>	0	0
7. Sumbangan dari Pihak Ketiga <i>Donation from Third Parties</i>	0	0
II. BELANJA/ EXPENDITURE	79 350 222	53 014 389
1. Belanja Pegawai <i>Personnel Expenditure</i>	15 202 806	10 984 306
2. Belanja Barang dan Jasa <i>Goods and Services Expenditure</i>	953 333	953 333
3. Belanja Modal <i>Capital Expenditure</i>	63 194 083	41 076 750
4. Belanja Subsidi <i>Subsidies Expenditure</i>	0	0
5. Belanja Hibah <i>Grants Expenditure</i>	0	0
6. Belanja Bantuan Sosial <i>Social Assistance Expenditure</i>	0	0
7. Belanja Bantuan Keuangan <i>Financial Assistance Expenditure</i>	0	0
8. Belanja Tak Terduga <i>Unpredicted Expenditure</i>	0	0

*) APB Desa

REALISASI PENDAPATAN DAN BELANJA PEMERINTAH DESA, KABUPATEN

Tabel : 36.24 YALIMO PROVINSI PAPUA (ribu rupiah), 2013-2014

Table

**ACTUAL REVENUE AND EXPENDITURE OF VILLAGE GOVERNMENT OF YALIMO,
PAPUA (thousand rupiahs), 2013-2014**

Kabupaten / Regency : Yalimo

Rincian <i>Classification</i>	2013	2014*)
(1)	(2)	(3)
I. PENDAPATAN/ REVENUE	6 858 465	7 951 556
1. Pendapatan Asli Daerah <i>Original Local Government Revenue</i>	0	0
2. Bagi Hasil Pajak <i>Tax Share</i>	0	0
3. Bagi Hasil Retribusi <i>Retribution Share</i>	0	0
4. Alokasi Dana Desa <i>Village Allocation Fund</i>	4 712 565	5 463 646
5. Bantuan Keuangan <i>Financial Assistance</i>	2 145 900	2 487 910
6. Hibah <i>Grant</i>	0	0
7. Sumbangan dari Pihak Ketiga <i>Donation from Third Parties</i>	0	0
II. BELANJA/ EXPENDITURE	6 858 465	7 951 556
1. Belanja Pegawai <i>Personnel Expenditure</i>	2 145 900	2 487 910
2. Belanja Barang dan Jasa <i>Goods and Services Expenditure</i>	126 230	146 348
3. Belanja Modal <i>Capital Expenditure</i>	4 586 335	5 317 298
4. Belanja Subsidi <i>Subsidies Expenditure</i>	0	0
5. Belanja Hibah <i>Grants Expenditure</i>	0	0
6. Belanja Bantuan Sosial <i>Social Assistance Expenditure</i>	0	0
7. Belanja Bantuan Keuangan <i>Financial Assistance Expenditure</i>	0	0
8. Belanja Tak Terduga <i>Unpredicted Expenditure</i>	0	0

*) APB Desa

REALISASI PENDAPATAN DAN BELANJA PEMERINTAH DESA, KABUPATEN

Tabel : 36.25 DOGIYAI PROVINSI PAPUA (ribu rupiah), 2013-2014

Table

**ACTUAL REVENUE AND EXPENDITURE OF VILLAGE GOVERNMENT OF DOGIYAI,
PAPUA (thousand rupiahs), 2013-2014**

Kabupaten / Regency : Dogiyai

Rincian <i>Classification</i>	2013	2014*)
(1)	(2)	(3)
I. PENDAPATAN/ REVENUE	26 026 877	36 853 849
1. Pendapatan Asli Daerah <i>Original Local Government Revenue</i>	0	0
2. Bagi Hasil Pajak <i>Tax Share</i>	0	0
3. Bagi Hasil Retribusi <i>Retribution Share</i>	0	0
4. Alokasi Dana Desa <i>Village Allocation Fund</i>	9 113 136	12 904 127
5. Bantuan Keuangan <i>Financial Assistance</i>	15 795 107	22 365 745
6. Hibah <i>Grant</i>	1 118 634	1 583 977
7. Sumbangan dari Pihak Ketiga <i>Donation from Third Parties</i>	0	0
II. BELANJA/ EXPENDITURE	26 026 877	36 853 849
1. Belanja Pegawai <i>Personnel Expenditure</i>	4 399 958	6 230 305
2. Belanja Barang dan Jasa <i>Goods and Services Expenditure</i>	119 321	168 958
3. Belanja Modal <i>Capital Expenditure</i>	6 700 617	9 488 020
4. Belanja Subsidi <i>Subsidies Expenditure</i>	0	0
5. Belanja Hibah <i>Grants Expenditure</i>	1 118 634	1 583 977
6. Belanja Bantuan Sosial <i>Social Assistance Expenditure</i>	13 688 347	19 382 589
7. Belanja Bantuan Keuangan <i>Financial Assistance Expenditure</i>	0	0
8. Belanja Tak Terduga <i>Unpredicted Expenditure</i>	0	0

*) APB Desa

REALISASI PENDAPATAN DAN BELANJA PEMERINTAH DESA, KOTA JAYAPURA

Tabel : 36.26 PROVINSI PAPUA (ribu rupiah), 2013-2014

Table

ACTUAL REVENUE AND EXPENDITURE OF VILLAGE GOVERNMENT OF JAYAPURA, PAPUA (thousand rupiahs), 2013-2014

Kota / Municipality : Jayapura

Rincian <i>Classification</i>	2013	2014*)
(1)	(2)	(3)
I. PENDAPATAN/ REVENUE	4 026 600	3 576 600
1. Pendapatan Asli Daerah <i>Original Local Government Revenue</i>	0	0
2. Bagi Hasil Pajak <i>Tax Share</i>	0	0
3. Bagi Hasil Retribusi <i>Retribution Share</i>	0	0
4. Alokasi Dana Desa <i>Village Allocation Fund</i>	2 232 600	1 782 600
5. Bantuan Keuangan <i>Financial Assistance</i>	384 000	384 000
6. Hibah <i>Grant</i>	1 410 000	1 410 000
7. Sumbangan dari Pihak Ketiga <i>Donation from Third Parties</i>	0	0
II. BELANJA/ EXPENDITURE	3 779 175	3 441 825
1. Belanja Pegawai <i>Personnel Expenditure</i>	769 800	541 200
2. Belanja Barang dan Jasa <i>Goods and Services Expenditure</i>	217 500	151 500
3. Belanja Modal <i>Capital Expenditure</i>	0	0
4. Belanja Subsidi <i>Subsidies Expenditure</i>	240 000	240 000
5. Belanja Hibah <i>Grants Expenditure</i>	1 541 700	1 541 700
6. Belanja Bantuan Sosial <i>Social Assistance Expenditure</i>	924 300	881 550
7. Belanja Bantuan Keuangan <i>Financial Assistance Expenditure</i>	60 000	60 000
8. Belanja Tak Terduga <i>Unpredicted Expenditure</i>	25 875	25 875

*) APB Desa

STATISTIK KEUANGAN
PEMERINTAH DESA TAHUN 2014

Anggota Tim Penyusun :

Koordinator : Sentot Bangun Widoyono, M.A.

Editor : Mila Hertinmalyana, M.Comm
Agus Nuwibowo, S.Si, M.M.

Penulis : Desy Apresziyanti, SST
Husnul Chotimah, SST

Pengolah Data : Ilmiawan Robby Lazuardi, SE
Izzun Nafiah, SST
Ruri Kartika Sari, A.Md
Sri Sudaryani

DATA

MENCERDASKAN BANGSA

<http://www.bps.go.id>



BADAN PUSAT STATISTIK

Jl. dr. Sutomo No. 5-8 Jakarta 10710
Telp. : (021) 3841195, 3842508, 3810291-4, Fax. : (021) 3857046
Homepage : <http://www.bps.go.id> E-mail : bps@bps.go.id

ISSN 0126-6828



9 770126 682008