

**Proyeksi  
Penduduk Kabupaten/Kota  
Provinsi Jawa Barat**

**2010-2020**



**BADAN PUSAT STATISTIK  
UNITED NATIONS POPULATION FUND**

**JAKARTA 2015**



**BADAN PUSAT STATISTIK**



**Proyeksi  
Penduduk Kabupaten/Kota  
Provinsi Jawa Barat**

**2010-2020**



**PROYEKSI PENDUDUK KABUPATEN/KOTA  
TAHUN 2010 – 2020 PROVINSI JAWA BARAT**

**Pengarah:**

Drs. Razali Ritonga, MA

**Tim Teknis:**

Dr. Indra Murty Surbakti, MA; Poetrijanti, S.Si; Dendi Handiyatmo SST, M.Si;  
Hermawan Agustina, S.Kom;

**Penyusun/Penulis:**

Trophy Endah Rahayu, M.Si  
Apriliani Nurida Dwi A, S.Si

**Pengolah Data:**

Yogo Aryo Jatmiko, S.ST

**Layout:**

Parwoto SST, M.Stat

<http://www.bps.go.id>

## KATA PENGANTAR

Proyeksi Penduduk Indonesia tahun 2010 - 2035 yang merupakan proyeksi penduduk untuk tingkat nasional dan provinsi telah diterbitkan pada tahun 2013. Untuk memenuhi kebutuhan data penduduk pada tingkat kabupaten/kota maka disusun proyeksi ini berdasarkan hasil Sensus Penduduk 2010 dan sesuai dengan asumsi penghitungan proyeksi nasional dan provinsi. Adapun metode yang digunakan memanfaatkan tren pertumbuhan penduduk sejak tahun 2000, dimana data kabupaten/kota sudah tersedia.

Publikasi Proyeksi Kabupaten/Kota disusun untuk periode 2010 - 2020 dengan tujuan untuk menunjang perencanaan pada tingkat kabupaten/kota di masa kini dan mendatang. Periode yang disampaikan cukup singkat dengan pertimbangan agar tren yang digunakan tidak terlalu menyimpang, sehingga hasil proyeksi ini masih dianggap realistis. Dengan demikian, untuk saat ini Badan Pusat Statistik telah menyediakan data proyeksi penduduk tingkat nasional, provinsi, dan kabupaten/kota yang dapat dimanfaatkan oleh semua pengguna data.

Penyusunan buku ini merupakan hasil kerja sama antara BPS dan UNFPA. Kami mengucapkan terima kasih kepada semua pihak yang telah membantu penyusunan buku ini. Semoga bermanfaat dan dapat memenuhi kebutuhan semua pihak yang memerlukan, khususnya bagi pihak yang berminat pada masalah sosial dan kependudukan.

Jakarta, Juni 2015

Kepala Badan Pusat Statistik,



Dr. Suryamin, M.Sc

<http://www.bps.go.id>

## DAFTAR ISI

	Halaman
<b>KATA PENGANTAR</b> .....	iii
<b>DAFTAR ISI</b> .....	v
<b>BAB I. PENDAHULUAN</b> .....	1
<b>BAB II. METODOLOGI</b> .....	3
<b>LAMPIRAN</b>	
<b>Tabel I.1</b> Proyeksi Penduduk Menurut Kabupaten/Kota dan Jenis Kelamin Tahun 2010 - 2020 .....	7
<b>Tabel I.2</b> Rasio Jenis Kelamin Menurut Kabupaten/Kota Tahun 2010 - 2020 .....	10
<b>Tabel I.3</b> Rasio Ketergantungan Menurut Kabupaten/Kota Tahun 2010 - 2020.....	11
<b>Tabel I.4</b> Persentase Penduduk Perkotaan Menurut Kabupaten/Kota Tahun 2010 - 2020 .....	12
<b>Tabel I.5</b> Persentase Penduduk Lansia Menurut Kabupaten/Kota Tahun 2010 - 2020..	13
<b>Gambar I</b> Piramida Penduduk Menurut Kabupaten/Kota Tahun 2010 - 2020.....	14
<b>Tabel II</b> Proyeksi Penduduk Menurut Jenis Kelamin dan Kelompok Umur Tahun 2010 - 2020 .....	41

<http://www.bps.go.id>

# **BAB I**

## **PENDAHULUAN**

Informasi mengenai jumlah penduduk untuk wilayah kabupaten/kota pada suatu waktu tertentu dibutuhkan dalam perencanaan program dan penentuan kebijakan di wilayah tersebut. Ketersediaan data penduduk dapat dipenuhi dari hasil sensus penduduk ataupun survei tentang kependudukan namun sayangnya tidak setiap tahun tersedia. Oleh karena itu, perlu dibuat suatu perkiraan mengenai jumlah penduduk untuk wilayah kabupaten/kota untuk mengisi kekosongan pada tahun-tahun tertentu atau untuk masa yang akan datang. Ketersediaan data penduduk selain jumlahnya juga dilengkapi dengan karakteristik jenis kelamin dan umur.

Secara nasional dan pada tingkat provinsi informasi penduduk masa yang datang diproyeksikan menggunakan metode komponen, dimana metode tersebut mempertimbangkan pengaruh kelahiran, kematian, dan perpindahan. Untuk tingkat kabupaten/kota dilakukan estimasi penduduk dengan mempertimbangkan laju pertumbuhan untuk masing-masing kabupaten/kota, dimana jumlahnya dipagu dari hasil proyeksi provinsinya. Metode estimasi yang digunakan untuk memperkirakan penduduk masa yang akan datang menggunakan metode geometrik. Pemilihan metode ini didasarkan kesesuaian pertambahan secara geometrik dengan perkembangan jumlah penduduk dan disadari bahwa belum dapat dilakukannya proyeksi komponen untuk kabupaten/kota karena komponen pertumbuhan belum tersedia lengkap.

Proyeksi penduduk kabupaten/kota menurut kelompok umur, dan jenis kelamin yang disajikan dalam publikasi ini mencakup kurun waktu sepuluh tahun, mulai tahun 2010 sampai dengan 2020. Pembuatan proyeksi dengan kurun waktu singkat ini dimaksudkan agar hasilnya dapat digunakan untuk berbagai keperluan terutama perencanaan di masa datang.



<http://www.bps.go.id>

## BAB II

### METODOLOGI

Estimasi penduduk dengan metode geometrik menggunakan asumsi bahwa jumlah penduduk akan bertambah secara geometrik menggunakan dasar perhitungan bunga majemuk. Laju pertumbuhan penduduk (*rate of growth*) dianggap sama untuk setiap tahun. Berikut formula yang digunakan pada metode geometrik:

$$P_t = P_0(1+r)^t$$

$$r = \left(\frac{P_t}{P_0}\right)^{\frac{1}{t}} - 1$$

dimana:

- $P_t$  = jumlah penduduk pada tahun  $t$
- $P_0$  = jumlah penduduk pada tahun awal
- $r$  = laju pertumbuhan penduduk
- $t$  = periode waktu antara tahun dasar dan tahun  $t$  (dalam tahun)

Data yang dibutuhkan:

- Jumlah penduduk Indonesia hasil proyeksi penduduk 2010 - 2020 yang dirinci menurut provinsi.
- Jumlah penduduk kabupaten/kota hasil SP2000, SP2010, khusus untuk kabupaten/kota di Provinsi Aceh dan Pulau Nias menggunakan data hasil SPAN2005.

Tahapan menghitung proyeksi penduduk kabupaten/kota:

1. Menentukan sumber data dari hasil sensus penduduk dan menyiapkan dua data penduduk untuk tahun yang berbeda pada suatu wilayah yang akan diestimasi.
2. Menghitung rata-rata laju pertumbuhan penduduk (LPP) per tahun dengan metode geometrik berdasarkan jumlah penduduk dari dua data.

3. Melakukan proses prorata, agar penjumlahan penduduk untuk semua kabupaten/kota menjadi sama dengan penduduk provinsi (penduduk provinsi sebagai kontrol).
4. Jumlah penduduk per kabupaten/kota ini selanjutnya akan digunakan sebagai kontrol untuk menghitung jumlah penduduk menurut kota/desa, jenis kelamin, maupun menurut kelompok umur.
5. Estimasi penduduk untuk karakteristik jenis kelamin diolah terlebih dahulu, kemudian dilanjutkan dengan estimasi penduduk perkotaan dan perdesaan.
6. Melakukan proses iterasi untuk penduduk kabupaten/kota menurut jenis kelamin dan kelompok umur, dengan jumlah penduduk provinsi sebagai kontrol.
7. Untuk kabupaten/kota pemekaran yang pada saat sensus belum terbentuk, data ditelusuri menggunakan data SP2000, SPAN2005, dan SP2010.

# LAMPIRAN

<http://www.ips.go.id>



Tabel I.1.1  
PROYEKSI PENDUDUK  
MENURUT KABUPATEN/KOTA DAN JENIS KELAMIN  
TAHUN 2010 - 2020

JAWA BARAT

LAKI-LAKI

KABUPATEN/KOTA	2010	2011	2012	2013	2014	2015	2016	2017	2018	2019	2020
(1)	(2)	(3)	(4)	(5)	(6)	(7)	(8)	(9)	(10)	(11)	(12)
BOGOR	2.468.258	2.533.807	2.598.814	2.663.423	2.728.381	2.792.907	2.856.529	2.920.288	2.983.278	3.045.174	3.105.938
SUKABUMI	1.199.221	1.207.781	1.215.693	1.222.814	1.229.168	1.234.673	1.239.279	1.243.192	1.246.210	1.248.270	1.249.584
CIANJUR	1.128.516	1.135.312	1.141.393	1.146.669	1.151.382	1.155.177	1.158.318	1.160.520	1.161.997	1.162.586	1.162.730
BANDUNG	1.630.022	1.663.629	1.696.810	1.729.395	1.761.460	1.792.867	1.823.708	1.853.615	1.882.917	1.911.189	1.938.631
GARUT	1.224.092	1.237.697	1.250.607	1.262.697	1.274.098	1.284.817	1.294.616	1.303.638	1.311.815	1.319.079	1.325.506
TASIKMALAYA	839.001	844.483	849.396	853.811	857.601	860.813	863.488	865.471	866.995	867.894	868.180
CIAMIS	561.300	564.503	567.785	571.184	574.420	577.624	580.986	584.288	587.512	590.767	594.000
KUNINGAN	514.792	517.883	521.075	524.319	527.473	530.575	533.873	537.106	540.181	543.415	546.602
CIREBON	1.047.697	1.056.014	1.064.323	1.072.866	1.081.262	1.089.691	1.098.423	1.106.997	1.115.300	1.124.026	1.132.623
MAJALENGKA	576.279	579.121	582.012	585.011	587.881	590.690	593.721	596.630	599.323	602.200	605.112
SUMEDANG	550.482	554.472	558.124	561.402	564.269	566.887	569.024	570.808	572.290	573.199	573.902
INDRAMAYU	846.983	851.704	856.500	861.417	866.107	870.902	875.815	880.619	885.221	890.102	894.780
SUBANG	731.908	739.780	747.819	756.078	764.185	772.416	780.776	789.211	797.404	805.976	814.507
PURWAKARTA	438.521	445.122	451.420	457.578	463.506	469.180	474.572	479.713	484.576	489.192	493.504
KARAWANG	1.102.825	1.116.670	1.130.132	1.142.884	1.154.982	1.166.478	1.177.310	1.187.274	1.196.692	1.205.186	1.213.004
BEKASI	1.357.583	1.414.314	1.472.380	1.531.814	1.592.588	1.654.581	1.717.783	1.782.205	1.848.027	1.914.591	1.982.083
BANDUNG BARAT	774.889	786.283	797.198	807.694	817.810	827.480	836.728	845.477	853.783	861.529	868.698
PANGANDARAN	188.976	190.114	191.197	192.321	193.402	194.526	195.629	196.827	197.816	198.927	200.025
KOTA BOGOR	487.627	496.919	506.015	514.797	523.479	532.018	540.288	548.196	555.995	563.426	570.606
KOTA SUKABUMI	152.902	154.728	156.519	158.175	159.699	161.188	162.586	163.891	165.082	166.211	167.090
KOTA BANDUNG	1.221.217	1.229.306	1.236.498	1.242.885	1.248.478	1.253.274	1.257.176	1.260.204	1.262.479	1.263.916	1.264.325
KOTA CIREBON	146.975	148.399	149.782	151.286	152.703	154.228	155.677	157.103	158.587	160.091	161.586
KOTA BEKASO	1.191.620	1.226.886	1.262.410	1.297.988	1.333.772	1.369.622	1.405.379	1.441.137	1.476.812	1.512.233	1.547.495
KOTA DEPOK	887.410	921.096	955.381	990.281	1.025.784	1.061.889	1.098.473	1.135.539	1.173.102	1.210.887	1.249.118
KOTA CIMAH	275.722	279.917	284.073	288.081	292.025	295.708	299.309	302.703	305.910	308.998	311.892
KOTA TASIKMALAYA	323.011	324.991	326.791	328.394	329.821	330.996	331.885	332.579	333.102	333.321	333.412
KOTA BANJAR	87.523	87.980	88.503	88.894	89.297	89.720	89.910	90.100	90.203	90.316	90.382
JUMLAH	21.955.352	22.308.911	22.658.650	23.004.158	23.345.033	23.680.927	24.011.261	24.335.331	24.652.609	24.962.701	25.265.315

Tabel I.1.2  
PROYEKSI PENDUDUK  
MENURUT KABUPATEN/KOTA DAN JENIS KELAMIN  
TAHUN 2010 - 2020

JAWA BARAT

PEREMPUAN

KABUPATEN/KOTA	2010	2011	2012	2013	2014	2015	2016	2017	2018	2019	2020
(1)	(2)	(3)	(4)	(5)	(6)	(7)	(8)	(9)	(10)	(11)	(12)
BOGOR	2.345.618	2.409.939	2.474.302	2.538.674	2.602.768	2.666.761	2.730.861	2.794.721	2.857.629	2.920.236	2.982.295
SUKABUMI	1.159.197	1.168.714	1.177.498	1.185.603	1.192.945	1.199.548	1.205.337	1.210.306	1.214.483	1.218.002	1.220.635
CIANJUR	1.058.278	1.065.691	1.072.496	1.078.644	1.084.036	1.088.727	1.092.659	1.096.069	1.098.623	1.100.486	1.101.598
BANDUNG	1.575.099	1.609.199	1.642.874	1.676.080	1.708.933	1.741.247	1.772.915	1.803.986	1.834.374	1.864.090	1.892.874
GARUT	1.198.234	1.212.733	1.226.507	1.239.713	1.252.088	1.263.906	1.274.889	1.285.201	1.294.584	1.303.346	1.311.131
TASIKMALAYA	848.775	855.100	861.030	866.312	870.986	875.185	878.788	881.847	884.300	886.234	887.530
CIAMIS	574.424	577.727	580.997	584.287	587.682	591.058	594.403	597.693	601.117	604.409	607.685
KUNINGAN	509.115	512.322	515.419	518.470	521.611	524.842	528.013	531.095	534.316	537.389	540.503
CIREBON	996.484	1.004.386	1.012.292	1.020.209	1.028.326	1.036.488	1.044.576	1.052.580	1.060.913	1.068.877	1.077.010
MAJALENGKA	576.947	579.761	582.712	585.494	588.432	591.419	594.283	597.095	599.977	602.834	605.597
SUMEDANG	551.096	555.611	559.795	563.723	567.247	570.386	573.073	575.627	577.616	579.201	580.526
INDRAMAYU	798.041	802.415	806.897	811.266	815.915	820.484	825.000	829.375	833.966	838.367	842.844
SUBANG	717.299	725.121	732.889	740.808	748.908	756.972	765.224	773.298	781.614	789.849	798.069
PURWAKARTA	420.665	427.477	433.966	440.423	446.501	452.418	458.129	463.624	468.838	473.701	478.385
KARAWANG	1.041.360	1.055.619	1.069.262	1.082.499	1.095.138	1.107.101	1.118.468	1.129.215	1.139.317	1.148.729	1.157.484
BEKASI	1.299.301	1.354.866	1.411.920	1.470.298	1.530.110	1.591.432	1.653.908	1.717.818	1.782.880	1.849.295	1.916.934
BANDUNG BARAT	747.187	758.835	770.200	781.087	791.702	801.943	811.659	821.033	829.928	838.367	846.284
PANGANDARAN	190.542	191.615	192.718	193.808	194.918	195.957	197.188	198.271	199.371	200.357	201.468
KOTA BOGOR	470.450	479.872	489.066	498.222	507.241	515.904	524.399	532.813	540.833	548.655	556.321
KOTA SUKABUMI	148.112	149.976	151.886	153.647	155.302	156.929	158.511	159.897	161.200	162.469	163.601
KOTA BANDUNG	1.190.876	1.199.870	1.208.119	1.215.618	1.222.324	1.228.195	1.233.446	1.237.734	1.241.229	1.243.972	1.245.778
KOTA CIREBON	146.231	147.582	149.043	150.442	151.881	153.266	154.809	156.222	157.690	159.221	160.736
KOTA BEKASO	1.164.480	1.200.189	1.236.188	1.272.409	1.308.736	1.345.203	1.381.826	1.418.493	1.455.085	1.491.690	1.528.195
KOTA DEPOK	868.202	902.086	936.600	971.901	1.007.724	1.044.213	1.081.340	1.118.974	1.157.231	1.195.939	1.235.068
KOTA CIMAH	269.783	274.258	278.648	282.910	286.990	290.872	294.712	298.396	301.901	305.306	308.501
KOTA TASIKMALAYA	316.976	319.314	321.387	323.282	324.973	326.481	327.721	328.825	329.621	330.196	330.574
KOTA BANJAR	88.983	89.607	90.225	90.812	91.218	91.705	91.991	92.288	92.616	92.794	92.917
JUMLAH	21.271.755	21.629.885	21.984.936	22.336.641	22.684.635	23.028.642	23.368.128	23.702.496	24.031.252	24.354.011	24.670.543

Tabel I.1.3  
PROYEKSI PENDUDUK  
MENURUT KABUPATEN/KOTA DAN JENIS KELAMIN  
TAHUN 2010 - 2020

JAWA BARAT

LAKI-LAKI + PEREMPUAN

KABUPATEN/KOTA	2010	2011	2012	2013	2014	2015	2016	2017	2018	2019	2020
(1)	(2)	(3)	(4)	(5)	(6)	(7)	(8)	(9)	(10)	(11)	(12)
BOGOR	4.813.876	4.943.746	5.073.116	5.202.097	5.331.149	5.459.668	5.587.390	5.715.009	5.840.907	5.965.410	6.088.233
SUKABUMI	2.358.418	2.376.495	2.393.191	2.408.417	2.422.113	2.434.221	2.444.616	2.453.498	2.460.693	2.466.272	2.470.219
CIANJUR	2.186.794	2.201.003	2.213.889	2.225.313	2.235.418	2.243.904	2.250.977	2.256.589	2.260.620	2.263.072	2.264.328
BANDUNG	3.205.121	3.272.828	3.339.684	3.405.475	3.470.393	3.534.114	3.596.623	3.657.601	3.717.291	3.775.279	3.831.505
GARUT	2.422.326	2.450.430	2.477.114	2.502.410	2.526.186	2.548.723	2.569.505	2.588.839	2.606.399	2.622.425	2.636.637
TASIKMALAYA	1.687.776	1.699.583	1.710.426	1.720.123	1.728.587	1.735.998	1.742.276	1.747.318	1.751.295	1.754.128	1.755.710
CIAMIS	1.135.724	1.142.230	1.148.782	1.155.471	1.162.102	1.168.682	1.175.389	1.181.981	1.188.629	1.195.176	1.201.685
KUNINGAN	1.023.907	1.030.205	1.036.494	1.042.789	1.049.084	1.055.417	1.061.886	1.068.201	1.074.497	1.080.804	1.087.105
CIREBON	2.044.181	2.060.400	2.076.615	2.093.075	2.109.588	2.126.179	2.142.999	2.159.577	2.176.213	2.192.903	2.209.633
MAJALENGKA	1.153.226	1.158.882	1.164.724	1.170.505	1.176.313	1.182.109	1.188.004	1.193.725	1.199.300	1.205.034	1.210.709
SUMEDANG	1.101.578	1.110.083	1.117.919	1.125.125	1.131.516	1.137.273	1.142.097	1.146.435	1.149.906	1.152.400	1.154.428
INDRAMAYU	1.645.024	1.654.119	1.663.397	1.672.683	1.682.022	1.691.386	1.700.815	1.709.994	1.719.187	1.728.469	1.737.624
SUBANG	1.449.207	1.464.901	1.480.708	1.496.886	1.513.093	1.529.388	1.546.000	1.562.509	1.579.018	1.595.825	1.612.576
PURWAKARTA	859.186	872.599	885.386	898.001	910.007	921.598	932.701	943.337	953.414	962.893	971.889
KARAWANG	2.144.185	2.172.289	2.199.394	2.225.383	2.250.120	2.273.579	2.295.778	2.316.489	2.336.009	2.353.915	2.370.488
BEKASI	2.656.884	2.769.180	2.884.300	3.002.112	3.122.698	3.246.013	3.371.691	3.500.023	3.630.907	3.763.886	3.899.017
BANDUNG BARAT	1.522.076	1.545.118	1.567.398	1.588.781	1.609.512	1.629.423	1.648.387	1.666.510	1.683.711	1.699.896	1.714.982
PANGANDARAN	379.518	381.729	383.915	386.129	388.320	390.483	392.817	395.098	397.187	399.284	401.493
KOTA BOGOR	958.077	976.791	995.081	1.013.019	1.030.720	1.047.922	1.064.687	1.081.009	1.096.828	1.112.081	1.126.927
KOTA SUKABUMI	301.014	304.704	308.405	311.822	315.001	318.117	321.097	323.788	326.282	328.680	330.691
KOTA BANDUNG	2.412.093	2.429.176	2.444.617	2.458.503	2.470.802	2.481.469	2.490.622	2.497.938	2.503.708	2.507.888	2.510.103
KOTA CIREBON	293.206	295.981	298.825	301.728	304.584	307.494	310.486	313.325	316.277	319.312	322.322
KOTA BEKASO	2.356.100	2.427.075	2.498.598	2.570.397	2.642.508	2.714.825	2.787.205	2.859.630	2.931.897	3.003.923	3.075.690
KOTA DEPOK	1.755.612	1.823.182	1.891.981	1.962.182	2.033.508	2.106.102	2.179.813	2.254.513	2.330.333	2.406.826	2.484.186
KOTA CIMAH	545.505	554.175	562.721	570.991	579.015	586.580	594.021	601.099	607.811	614.304	620.393
KOTA TASIKMALAYA	639.987	644.305	648.178	651.676	654.794	657.477	659.606	661.404	662.723	663.517	663.986
KOTA BANJAR	176.506	177.587	178.728	179.706	180.515	181.425	181.901	182.388	182.819	183.110	183.299
JUMLAH	43.227.107	43.938.796	44.643.586	45.340.799	46.029.668	46.709.569	47.379.389	48.037.827	48.683.861	49.316.712	49.935.858



Tabel I.2  
RASIO JENIS KELAMIN  
MENURUT KABUPATEN/KOTA  
TAHUN 2010 - 2020

JAWA BARAT

KABUPATEN/KOTA	2010	2011	2012	2013	2014	2015	2016	2017	2018	2019	2020
(1)	(2)	(3)	(4)	(5)	(6)	(7)	(8)	(9)	(10)	(11)	(12)
BOGOR	105,23	105,14	105,03	104,91	104,83	104,73	104,60	104,49	104,40	104,28	104,15
SUKABUMI	103,45	103,34	103,24	103,14	103,04	102,93	102,82	102,72	102,61	102,49	102,37
CIANJUR	106,64	106,53	106,42	106,31	106,21	106,10	106,01	105,88	105,77	105,64	105,55
BANDUNG	103,49	103,38	103,28	103,18	103,07	102,96	102,86	102,75	102,65	102,53	102,42
GARUT	102,16	102,06	101,96	101,85	101,76	101,65	101,55	101,43	101,33	101,21	101,10
TASIKMALAYA	98,85	98,76	98,65	98,56	98,46	98,36	98,26	98,14	98,04	97,93	97,82
CIAMIS	97,72	97,71	97,73	97,76	97,74	97,73	97,74	97,76	97,74	97,74	97,75
KUNINGAN	101,12	101,09	101,10	101,13	101,12	101,09	101,11	101,13	101,10	101,12	101,13
CIREBON	105,14	105,14	105,14	105,16	105,15	105,13	105,15	105,17	105,13	105,16	105,16
MAJALENGKA	99,88	99,89	99,88	99,92	99,91	99,88	99,91	99,92	99,89	99,89	99,92
SUMEDANG	99,89	99,80	99,70	99,59	99,48	99,39	99,29	99,16	99,08	98,96	98,86
INDRAMAYU	106,13	106,14	106,15	106,18	106,15	106,14	106,16	106,18	106,15	106,17	106,16
SUBANG	102,04	102,02	102,04	102,06	102,04	102,04	102,03	102,06	102,02	102,04	102,06
PURWAKARTA	104,24	104,13	104,02	103,90	103,81	103,70	103,59	103,47	103,36	103,27	103,16
KARAWANG	105,90	105,78	105,69	105,58	105,46	105,36	105,26	105,14	105,04	104,91	104,80
BEKASI	104,49	104,39	104,28	104,18	104,08	103,97	103,86	103,75	103,65	103,53	103,40
BANDUNG BARAT	103,71	103,62	103,51	103,41	103,30	103,18	103,09	102,98	102,87	102,76	102,65
PANGANDARAN	99,18	99,22	99,21	99,23	99,22	99,27	99,21	99,27	99,22	99,29	99,28
KOTA BOGOR	103,65	103,55	103,47	103,33	103,20	103,12	103,03	102,89	102,80	102,69	102,57
KOTA SUKABUMI	103,23	103,17	103,05	102,95	102,83	102,71	102,57	102,50	102,41	102,30	102,13
KOTA BANDUNG	102,55	102,45	102,35	102,24	102,14	102,04	101,92	101,82	101,71	101,60	101,49
KOTA CIREBON	100,51	100,55	100,50	100,56	100,54	100,63	100,56	100,56	100,57	100,55	100,53
KOTA BEKASI	102,33	102,22	102,12	102,01	101,91	101,82	101,70	101,60	101,49	101,38	101,26
KOTA DEPOK	102,21	102,11	102,01	101,89	101,79	101,69	101,58	101,48	101,37	101,25	101,14
KOTA CIMAHI	102,20	102,06	101,95	101,83	101,75	101,66	101,56	101,44	101,33	101,21	101,10
KOTA TASIKMALAYA	101,90	101,78	101,68	101,58	101,49	101,38	101,27	101,14	101,06	100,95	100,86
KOTA BANJAR	98,36	98,18	98,09	97,89	97,89	97,84	97,74	97,63	97,39	97,33	97,27
JUMLAH	103,21	103,14	103,06	102,99	102,91	102,83	102,75	102,67	102,59	102,50	102,41

Tabel I.3  
RASIO KETERGANTUNGAN  
MENURUT KABUPATEN/KOTA  
TAHUN 2010 - 2020

JAWA BARAT

KABUPATEN/KOTA	2010	2011	2012	2013	2014	2015	2016	2017	2018	2019	2020
(1)	(2)	(3)	(4)	(5)	(6)	(7)	(8)	(9)	(10)	(11)	(12)
BOGOR	52,34	51,78	51,25	50,77	50,35	50,00	49,67	49,37	49,14	48,96	48,83
SUKABUMI	55,58	54,95	54,34	53,80	53,33	52,95	52,61	52,32	52,11	51,97	51,90
CIANJUR	55,75	55,10	54,48	53,91	53,43	53,03	52,67	52,36	52,13	51,97	51,88
BANDUNG	52,67	52,11	51,57	51,08	50,67	50,33	50,01	49,73	49,53	49,38	49,27
GARUT	61,57	60,88	60,22	59,62	59,11	58,70	58,32	57,99	57,75	57,59	57,50
TASIKMALAYA	55,96	55,30	54,68	54,12	53,65	53,29	52,97	52,71	52,55	52,48	52,49
CIAMIS	52,35	51,73	51,14	50,62	50,18	49,86	49,59	49,38	49,27	49,26	49,34
KUNINGAN	53,64	53,08	52,54	52,06	51,67	51,38	51,12	50,93	50,83	50,82	50,89
CIREBON	50,00	49,47	48,97	48,52	48,13	47,83	47,55	47,32	47,16	47,07	47,04
MAJALENGKA	51,00	50,45	49,92	49,45	49,06	48,77	48,51	48,32	48,21	48,19	48,24
SUMEDANG	50,19	49,68	49,20	48,78	48,43	48,18	47,97	47,82	47,76	47,78	47,87
INDRAMAYU	47,66	47,10	46,56	46,08	45,67	45,34	45,04	44,79	44,62	44,51	44,48
SUBANG	49,14	48,60	48,08	47,63	47,25	46,95	46,70	46,51	46,40	46,37	46,41
PURWAKARTA	52,15	51,59	51,05	50,57	50,15	49,82	49,51	49,24	49,05	48,93	48,86
KARAWANG	47,54	47,03	46,55	46,11	45,73	45,43	45,14	44,90	44,72	44,61	44,55
BEKASI	45,62	45,18	44,77	44,39	44,06	43,78	43,49	43,24	43,04	42,88	42,75
BANDUNG BARAT	54,71	54,13	53,57	53,08	52,66	52,33	52,02	51,77	51,60	51,49	51,44
PANGANDARAN	49,91	49,31	48,75	48,25	47,84	47,52	47,25	47,04	46,93	46,91	46,97
KOTA BOGOR	44,77	44,29	43,83	43,43	43,08	42,78	42,51	42,28	42,11	41,99	41,91
KOTA SUKABUMI	49,75	49,22	48,70	48,25	47,86	47,55	47,26	47,02	46,86	46,76	46,72
KOTA BANDUNG	40,40	40,00	39,63	39,30	39,02	38,80	38,60	38,43	38,32	38,27	38,25
KOTA CIREBON	45,68	45,15	44,65	44,19	43,80	43,47	43,17	42,91	42,72	42,59	42,51
KOTA BEKASI	39,69	39,23	38,79	38,39	38,04	37,73	37,43	37,15	36,93	36,74	36,58
KOTA DEPOK	42,84	42,37	41,91	41,50	41,14	40,84	40,54	40,28	40,07	39,91	39,78
KOTA CIMAH	42,81	42,37	41,95	41,58	41,27	41,01	40,76	40,55	40,39	40,29	40,22
KOTA TASIKMALAYA	49,76	49,20	48,67	48,19	47,78	47,46	47,15	46,90	46,72	46,61	46,55
KOTA BANJAR	51,05	50,47	49,92	49,42	49,01	48,69	48,42	48,19	48,07	48,02	48,05
JUMLAH	49,98	49,41	48,87	48,39	47,97	47,62	47,30	47,02	46,81	46,67	46,57

Tabel I.4  
 PERSENTASE PENDUDUK PERKOTAAN  
 MENURUT KABUPATEN/KOTA  
 TAHUN 2010 - 2020

JAWA BARAT

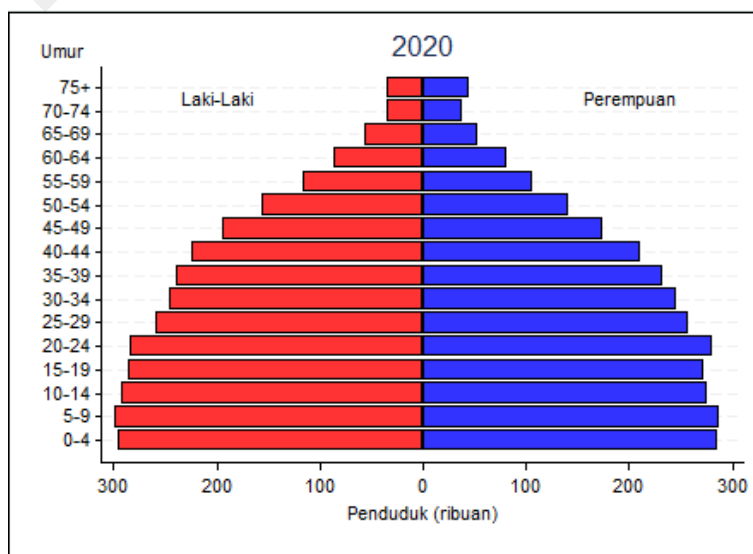
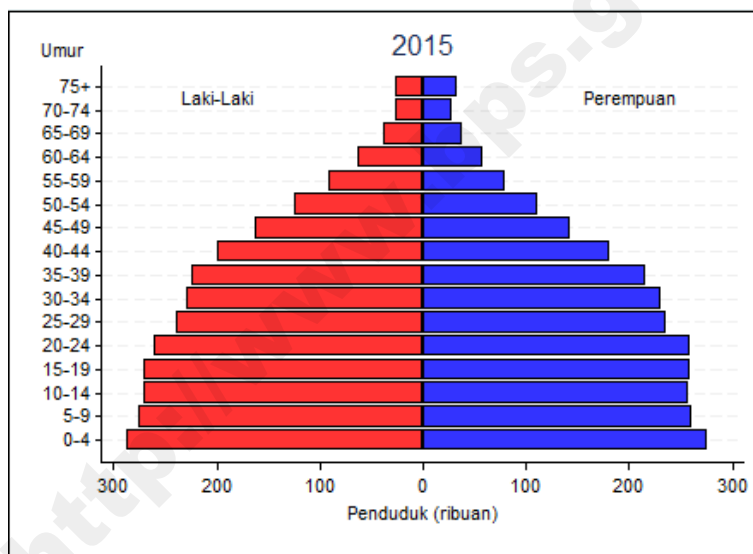
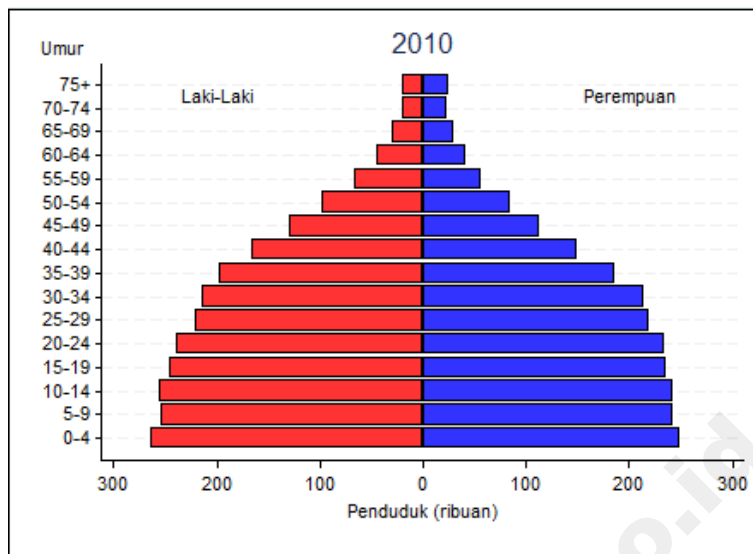
KABUPATEN/KOTA	2010	2011	2012	2013	2014	2015	2016	2017	2018	2019	2020
(1)	(2)	(3)	(4)	(5)	(6)	(7)	(8)	(9)	(10)	(11)	(12)
BOGOR	79,01	80,45	81,90	83,34	84,78	86,23	87,38	88,53	89,68	90,84	91,99
SUKABUMI	41,89	43,33	44,77	46,22	47,66	49,11	50,26	51,41	52,56	53,71	54,86
CIANJUR	34,11	35,55	37,00	38,44	39,88	41,33	42,48	43,63	44,78	45,93	47,08
BANDUNG	84,11	85,55	87,00	88,45	89,89	91,33	92,48	93,64	94,79	95,94	97,09
GARUT	43,41	44,85	46,29	47,74	49,19	50,63	51,78	52,93	54,08	55,23	56,38
TASIKMALAYA	25,24	26,68	28,12	29,57	31,01	32,45	33,61	34,76	35,91	37,06	38,21
CIAMIS	29,40	30,84	32,28	33,73	35,17	36,61	37,77	38,92	40,07	41,22	42,37
KUNINGAN	42,01	43,46	44,90	46,35	47,79	49,23	50,39	51,54	52,69	53,84	54,99
CIREBON	76,79	78,24	79,68	81,12	82,57	84,01	85,17	86,32	87,47	88,62	89,77
MAJALENGKA	45,56	47,01	48,45	49,89	51,33	52,78	53,93	55,08	56,23	57,38	58,53
SUMEDANG	42,30	43,74	45,18	46,63	48,07	49,51	50,66	51,82	52,97	54,12	55,27
INDRAMAYU	41,59	43,04	44,48	45,92	47,37	48,82	49,97	51,12	52,27	53,42	54,57
SUBANG	31,57	33,02	34,46	35,90	37,35	38,79	39,95	41,09	42,24	43,40	44,55
PURWAKARTA	53,79	55,24	56,68	58,12	59,57	61,02	62,17	63,32	64,47	65,62	66,77
KARAWANG	59,60	61,04	62,49	63,93	65,37	66,82	67,97	69,12	70,27	71,42	72,58
BEKASI	80,14	81,59	83,03	84,48	85,92	87,37	88,52	89,67	90,82	91,97	93,12
BANDUNG BARAT	62,16	63,60	65,05	66,49	67,94	69,38	70,53	71,68	72,84	73,99	75,14
PANGANDARAN	29,40	30,84	32,28	33,73	35,17	36,61	37,77	38,92	40,07	41,22	42,37
KOTA BOGOR	100,00	100,00	100,00	100,00	100,00	100,00	100,00	100,00	100,00	100,00	100,00
KOTA SUKABUMI	100,00	100,00	100,00	100,00	100,00	100,00	100,00	100,00	100,00	100,00	100,00
KOTA BANDUNG	100,00	100,00	100,00	100,00	100,00	100,00	100,00	100,00	100,00	100,00	100,00
KOTA CIREBON	100,00	100,00	100,00	100,00	100,00	100,00	100,00	100,00	100,00	100,00	100,00
KOTA BEKASI	100,00	100,00	100,00	100,00	100,00	100,00	100,00	100,00	100,00	100,00	100,00
KOTA DEPOK	100,00	100,00	100,00	100,00	100,00	100,00	100,00	100,00	100,00	100,00	100,00
KOTA CIMAH	100,00	100,00	100,00	100,00	100,00	100,00	100,00	100,00	100,00	100,00	100,00
KOTA TASIKMALAYA	90,96	92,41	93,85	95,30	96,74	98,19	98,55	98,91	99,28	99,64	100,00
KOTA BANJAR	70,47	71,91	73,35	74,80	76,24	77,69	78,84	79,99	81,14	82,29	83,44
JUMLAH	65,69	67,14	68,58	70,02	71,47	72,92	74,07	75,22	76,36	77,52	78,67

Tabel I.5  
PERSENTASE PENDUDUK LANSIA  
MENURUT KABUPATEN/KOTA  
TAHUN 2010 - 2020

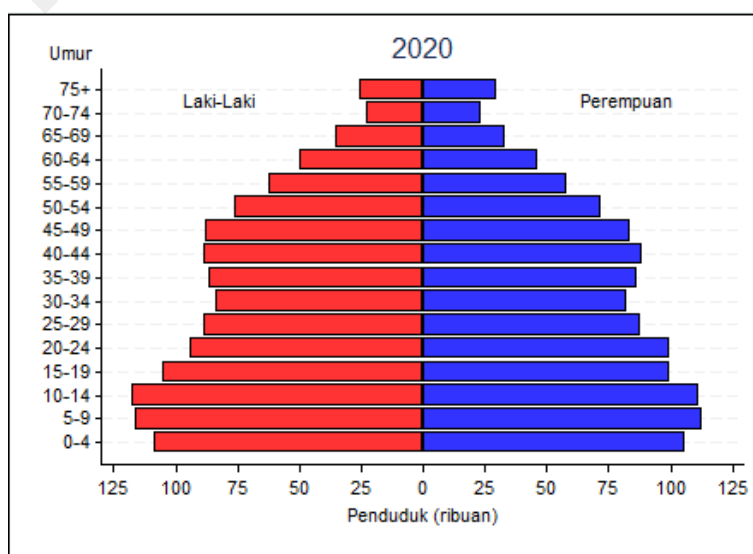
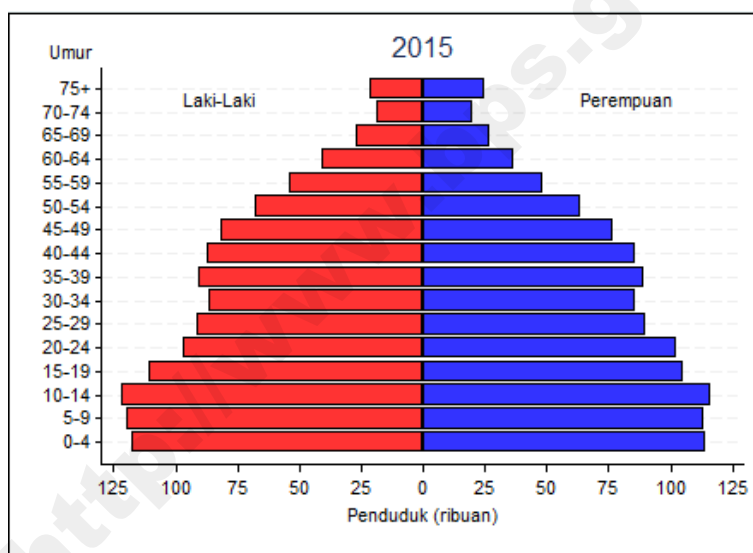
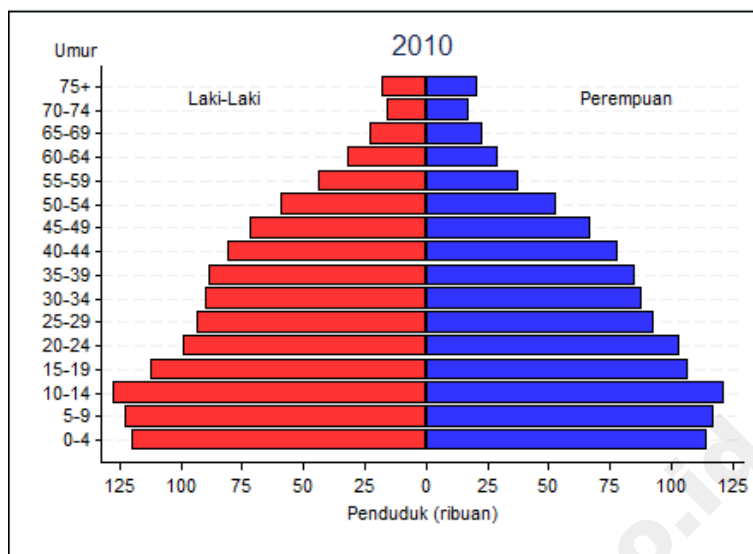
JAWA BARAT

KABUPATEN/KOTA	2010	2011	2012	2013	2014	2015	2016	2017	2018	2019	2020
(1)	(2)	(3)	(4)	(5)	(6)	(7)	(8)	(9)	(10)	(11)	(12)
BOGOR	4,85	4,99	5,15	5,33	5,53	5,75	5,98	6,23	6,49	6,77	7,06
SUKABUMI	7,64	7,84	8,07	8,33	8,62	8,93	9,26	9,62	10,01	10,40	10,81
CIANJUR	7,40	7,60	7,83	8,08	8,35	8,66	8,99	9,34	9,71	10,10	10,50
BANDUNG	5,94	6,11	6,30	6,51	6,74	7,00	7,27	7,57	7,88	8,21	8,55
GARUT	7,61	7,82	8,06	8,32	8,61	8,93	9,27	9,63	10,02	10,43	10,84
TASIKMALAYA	9,93	10,18	10,46	10,77	11,12	11,51	11,91	12,35	12,81	13,30	13,80
CIAMIS	12,17	12,45	12,77	13,12	13,51	13,95	14,40	14,90	15,43	15,97	16,54
KUNINGAN	10,63	10,89	11,19	11,51	11,88	12,28	12,70	13,16	13,65	14,15	14,67
CIREBON	7,20	7,40	7,62	7,87	8,14	8,44	8,76	9,11	9,48	9,86	10,25
MAJALENGKA	10,66	10,93	11,22	11,55	11,91	12,31	12,74	13,20	13,68	14,19	14,71
SUMEDANG	10,91	11,18	11,48	11,81	12,18	12,59	13,02	13,48	13,97	14,49	15,01
INDRAMAYU	8,43	8,65	8,89	9,17	9,48	9,82	10,18	10,57	10,98	11,40	11,84
SUBANG	9,93	10,18	10,46	10,76	11,11	11,49	11,89	12,32	12,78	13,26	13,75
PURWAKARTA	6,79	6,98	7,19	7,42	7,68	7,98	8,28	8,61	8,96	9,33	9,71
KARAWANG	6,78	6,97	7,17	7,41	7,67	7,96	8,26	8,59	8,94	9,31	9,69
BEKASI	4,06	4,18	4,32	4,47	4,64	4,83	5,03	5,25	5,48	5,72	5,96
BANDUNG BARAT	7,28	7,48	7,70	7,95	8,22	8,53	8,85	9,19	9,56	9,95	10,35
PANGANDARAN	11,53	11,80	12,10	12,43	12,80	13,21	13,65	14,12	14,62	15,14	15,67
KOTA BOGOR	5,83	5,99	6,17	6,38	6,60	6,85	7,12	7,40	7,71	8,03	8,35
KOTA SUKABUMI	7,47	7,67	7,89	8,14	8,42	8,72	9,04	9,39	9,76	10,15	10,55
KOTA BANDUNG	6,44	6,61	6,81	7,03	7,27	7,54	7,83	8,14	8,47	8,81	9,17
KOTA CIREBON	6,97	7,16	7,37	7,61	7,87	8,16	8,47	8,80	9,15	9,51	9,89
KOTA BEKASI	3,87	3,98	4,11	4,25	4,41	4,58	4,77	4,97	5,19	5,41	5,64
KOTA DEPOK	4,74	4,87	5,03	5,19	5,39	5,60	5,82	6,06	6,32	6,59	6,87
KOTA CIMAHI	5,55	5,70	5,88	6,07	6,29	6,53	6,79	7,06	7,36	7,66	7,98
KOTA TASIKMALAYA	7,39	7,59	7,82	8,07	8,34	8,65	8,98	9,33	9,71	10,10	10,50
KOTA BANJAR	9,92	10,17	10,44	10,73	11,07	11,44	11,84	12,26	12,72	13,19	13,68
JUMLAH	7,00	7,17	7,36	7,58	7,81	8,08	8,36	8,67	8,99	9,33	9,67

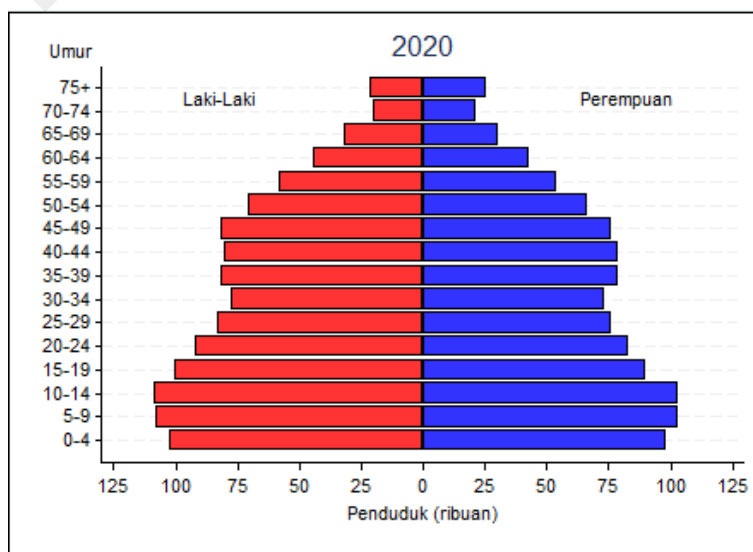
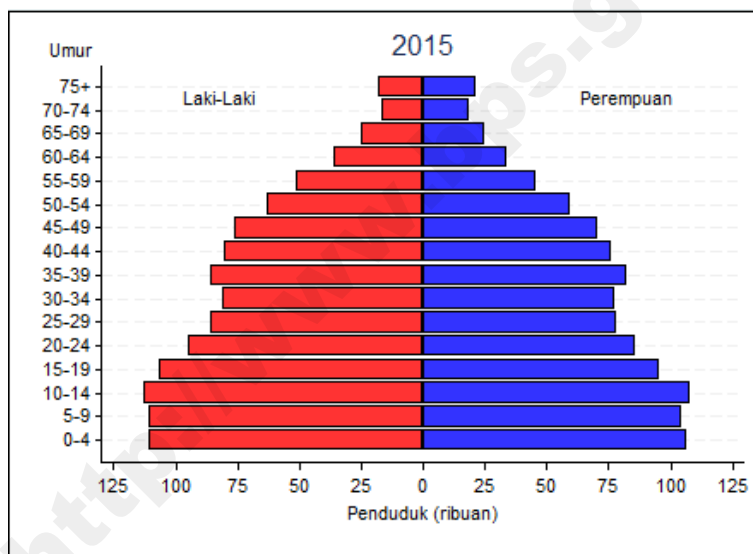
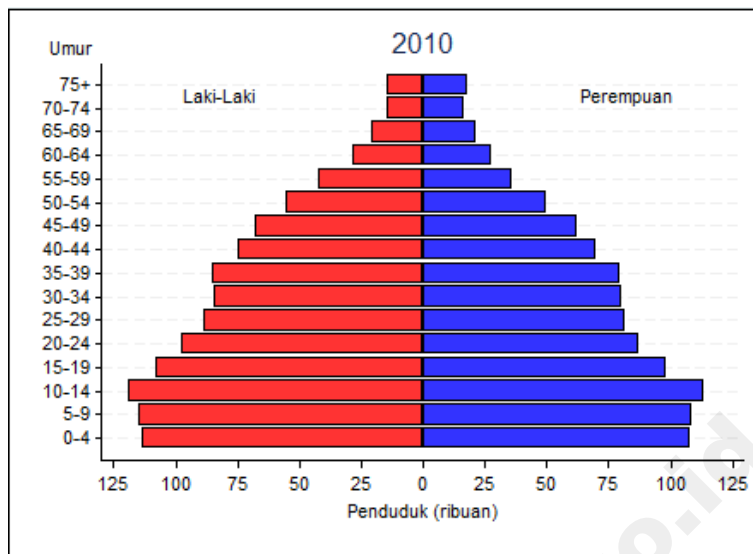
Gambar I.1  
 PIRAMIDA PENDUDUK BOGOR  
 TAHUN 2010 – 2020



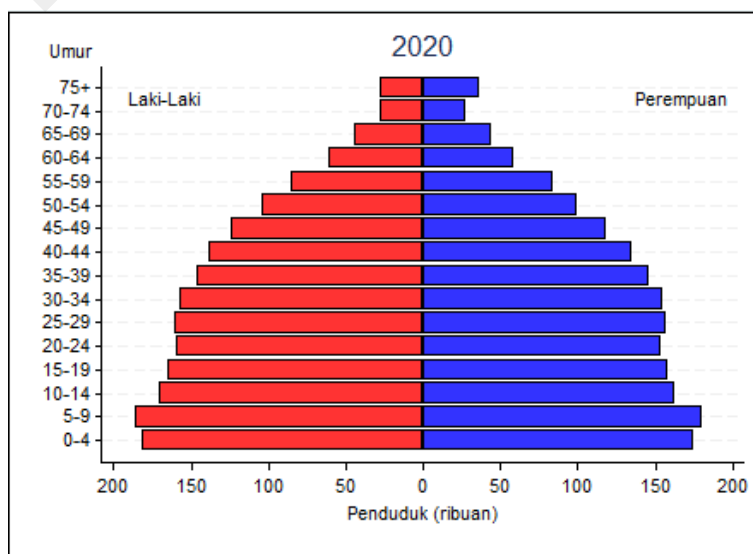
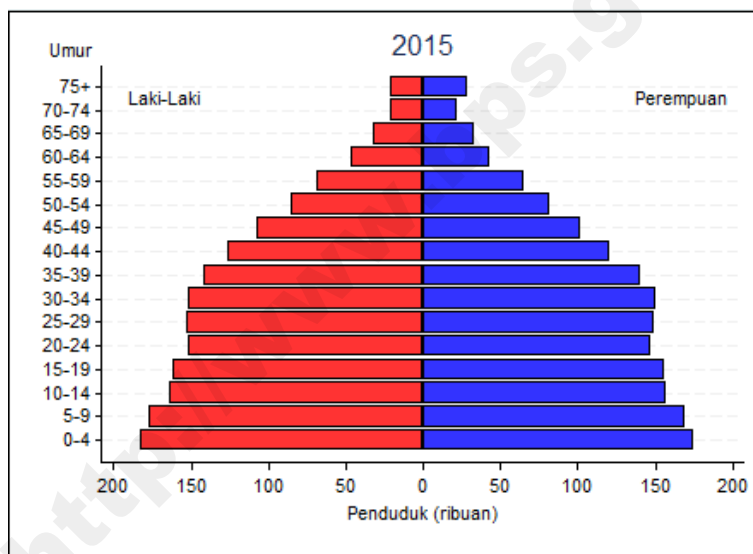
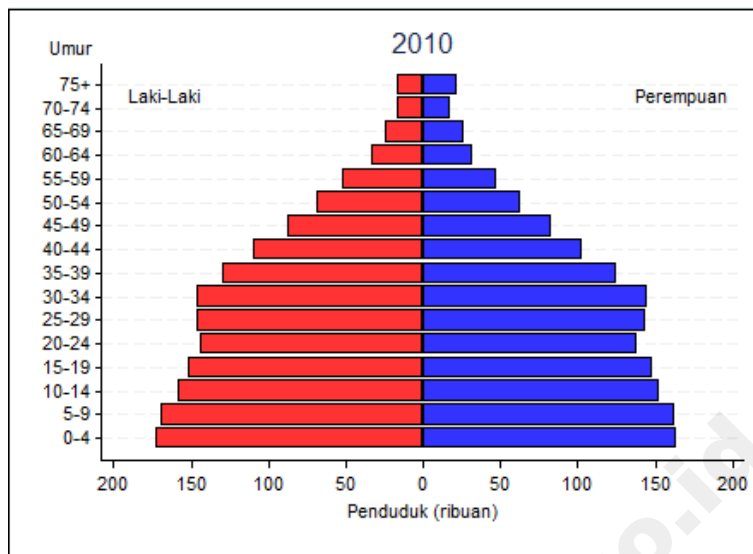
Gambar I.2  
 PIRAMIDA PENDUDUK SUKABUMI  
 TAHUN 2010 – 2020



Gambar I.3  
 PIRAMIDA PENDUDUK CIANJUR  
 TAHUN 2010 – 2020

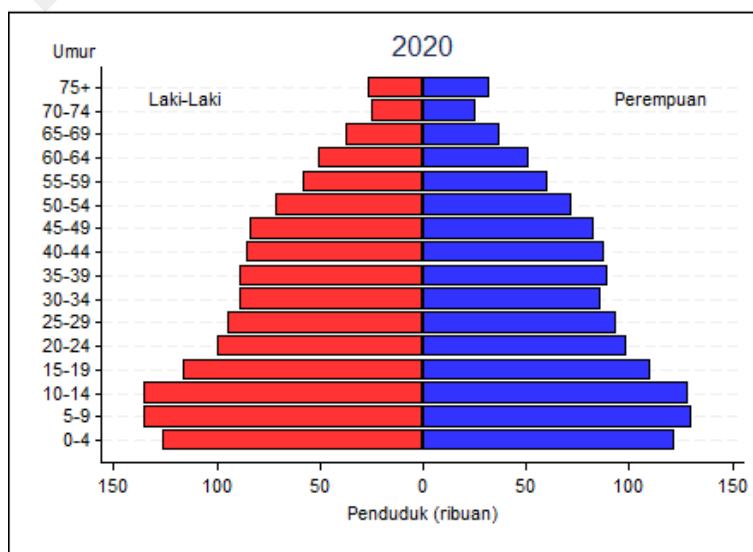
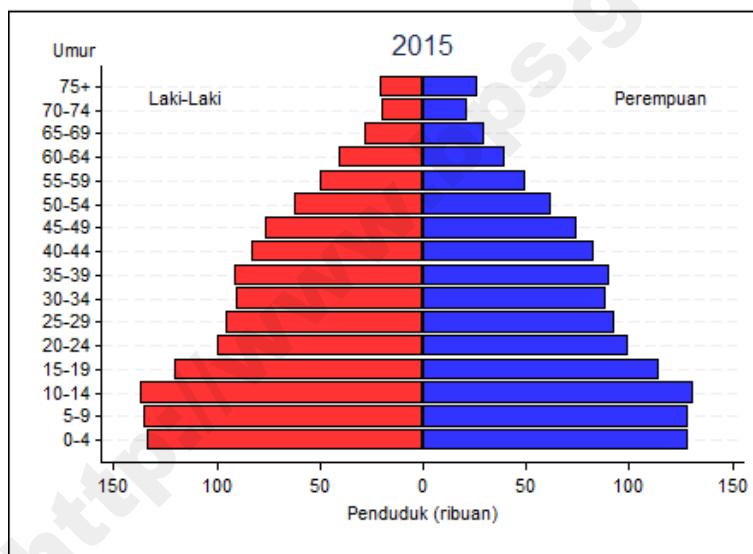
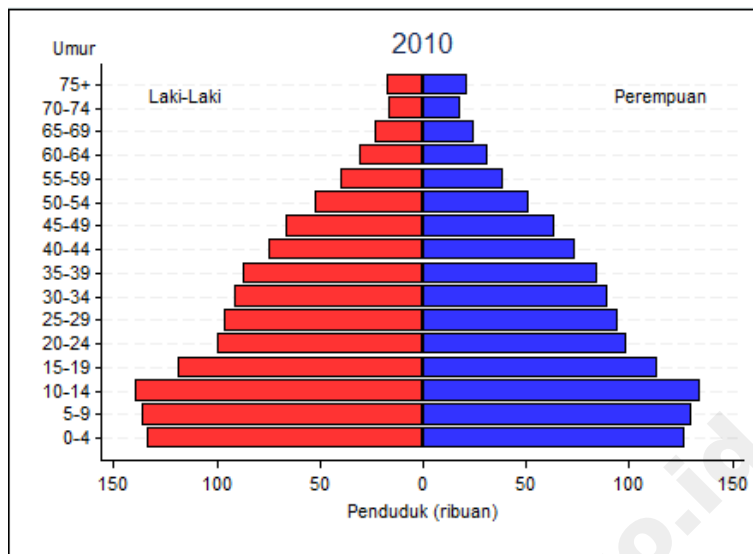


Gambar I.4  
 PIRAMIDA PENDUDUK BANDUNG  
 TAHUN 2010 – 2020

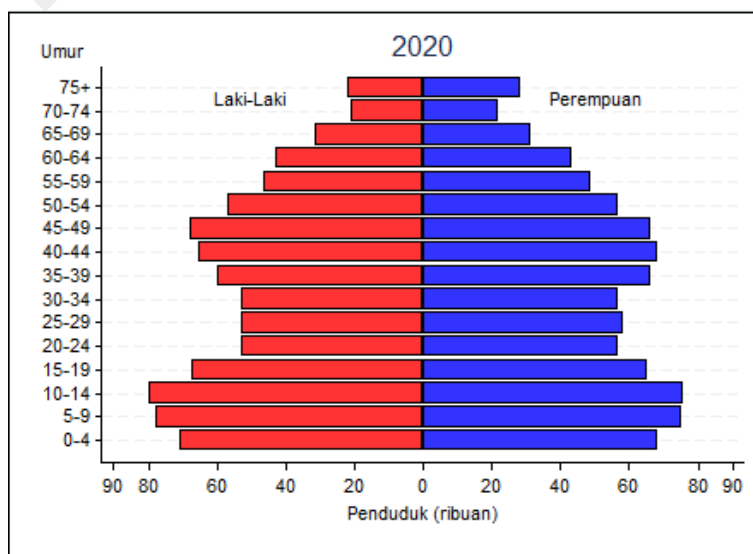
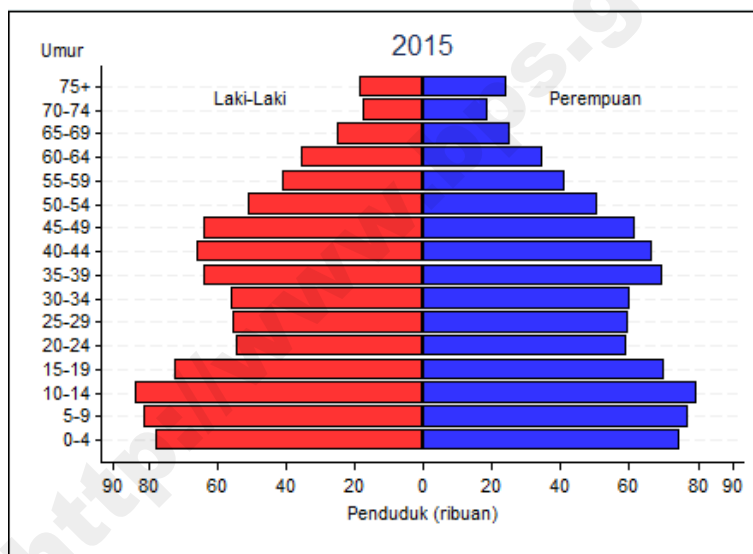
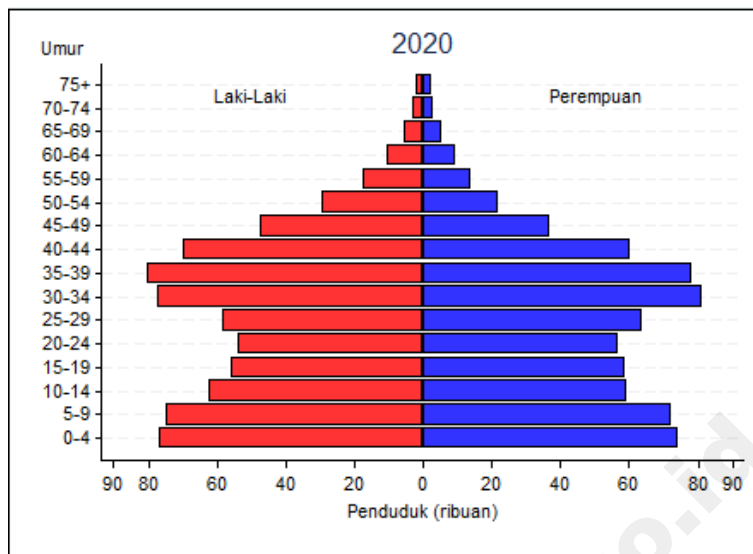




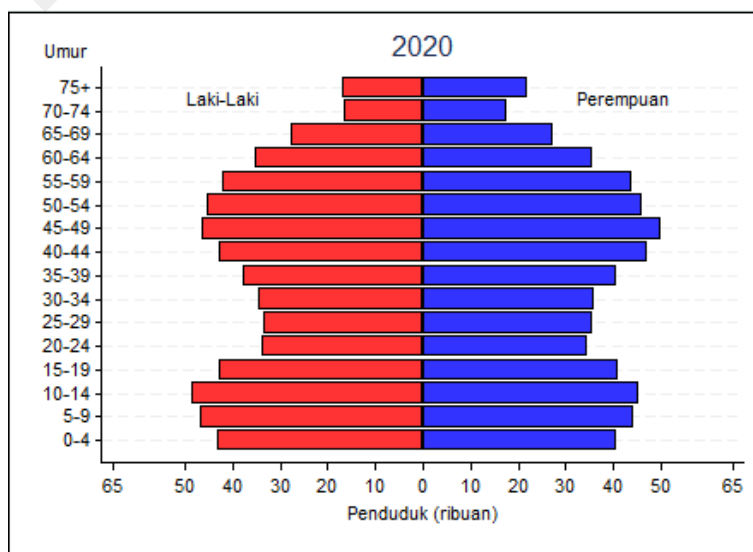
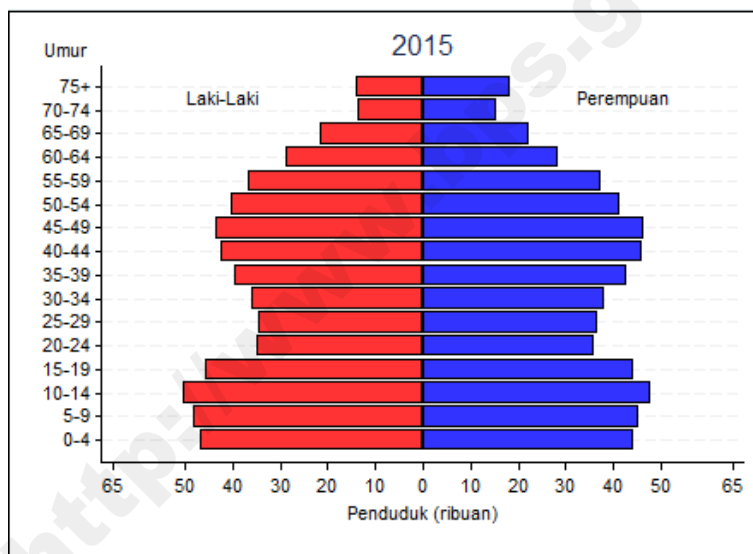
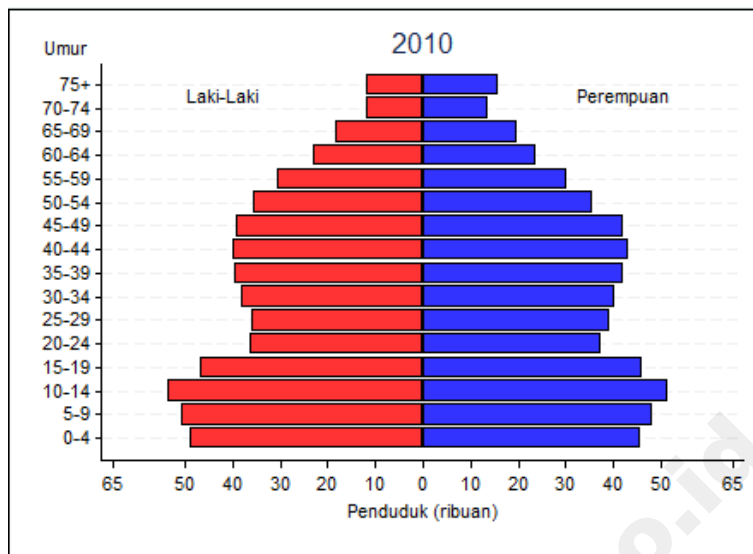
Gambar I.5  
 PIRAMIDA PENDUDUK GARUT  
 TAHUN 2010 – 2020



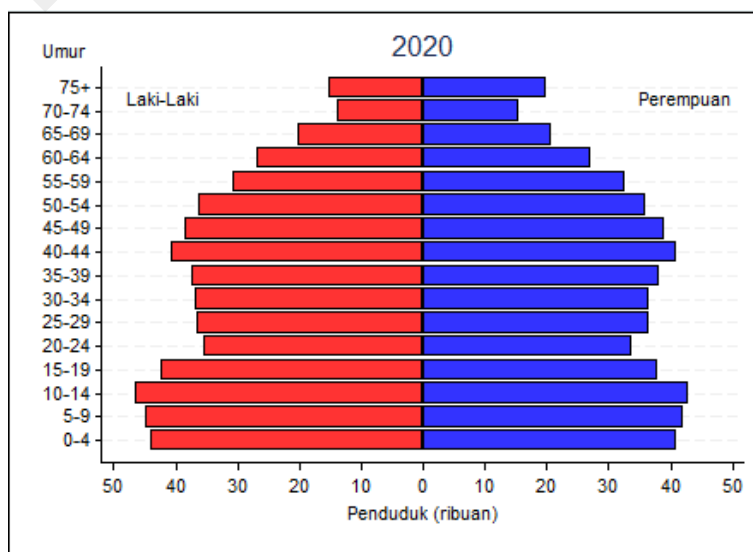
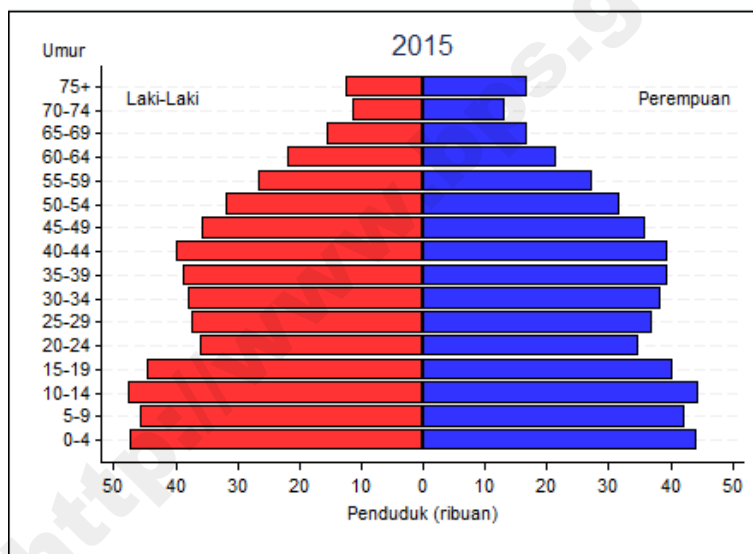
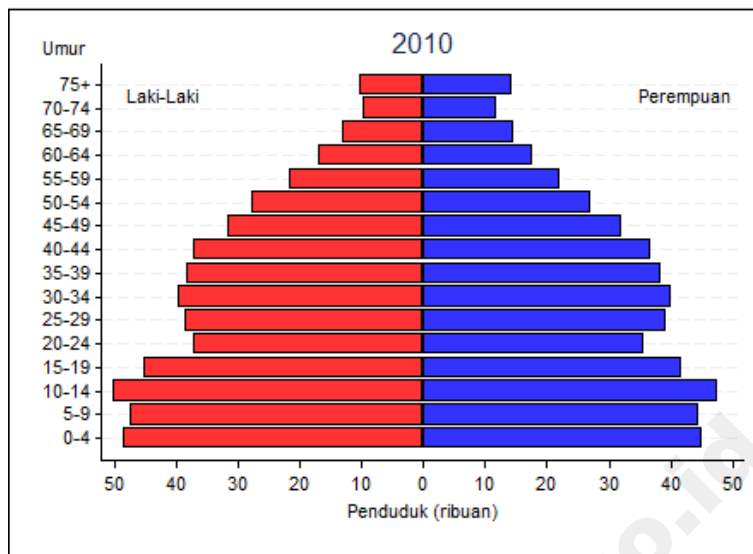
Gambar I.6  
 PIRAMIDA PENDUDUK TASIKMALAYA  
 TAHUN 2010 – 2020



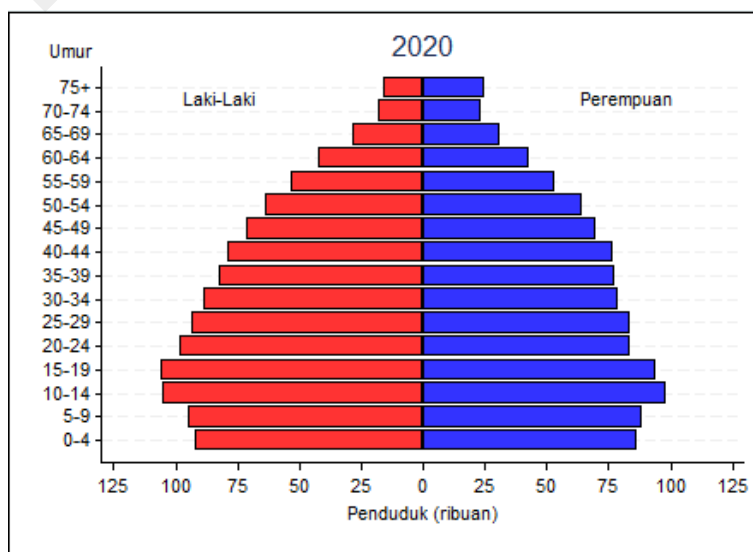
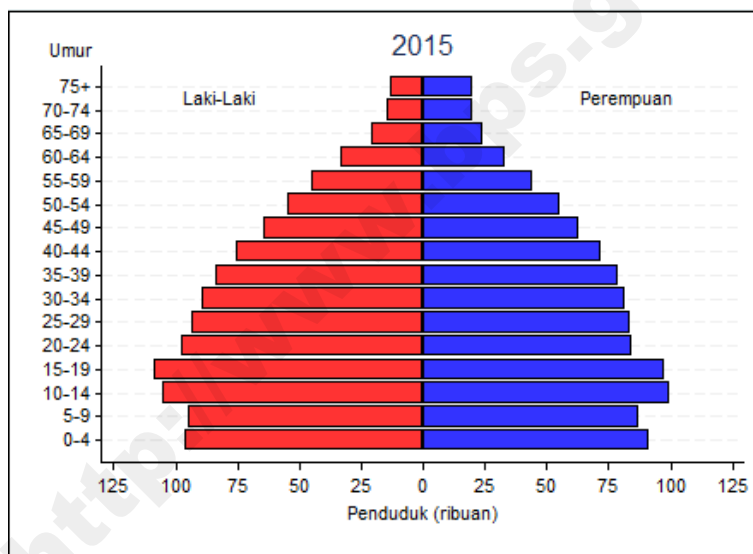
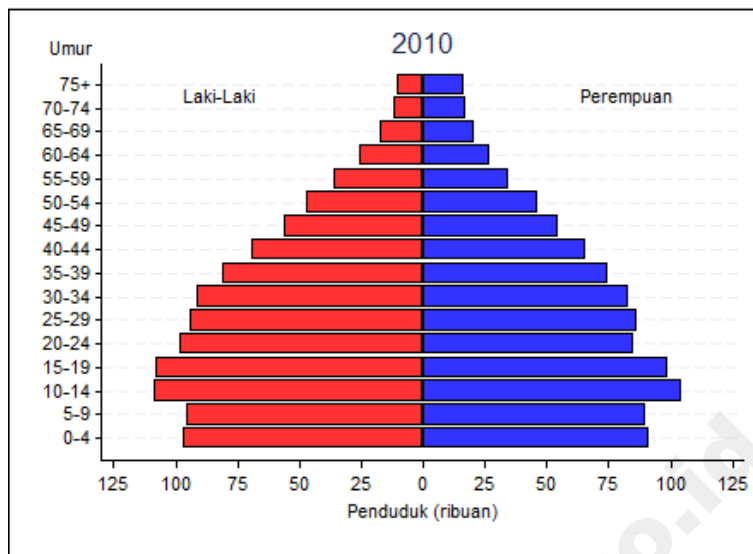
Gambar I.17  
 PIRAMIDA PENDUDUK CIAMIS  
 TAHUN 2010 – 2020



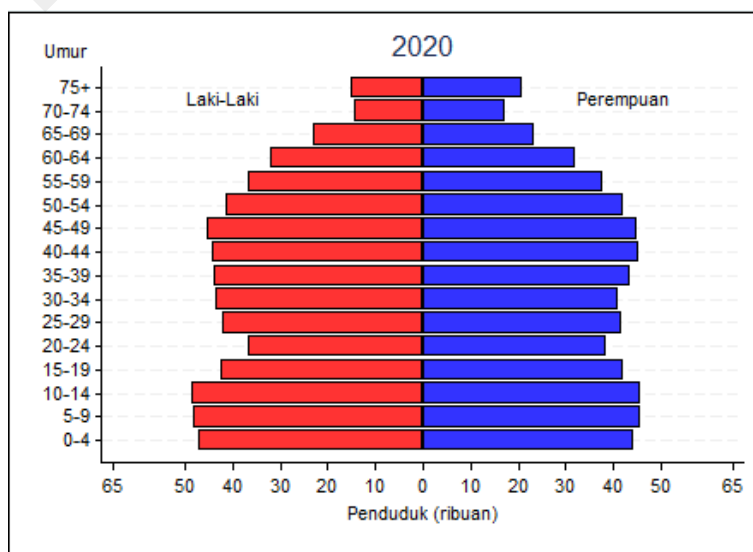
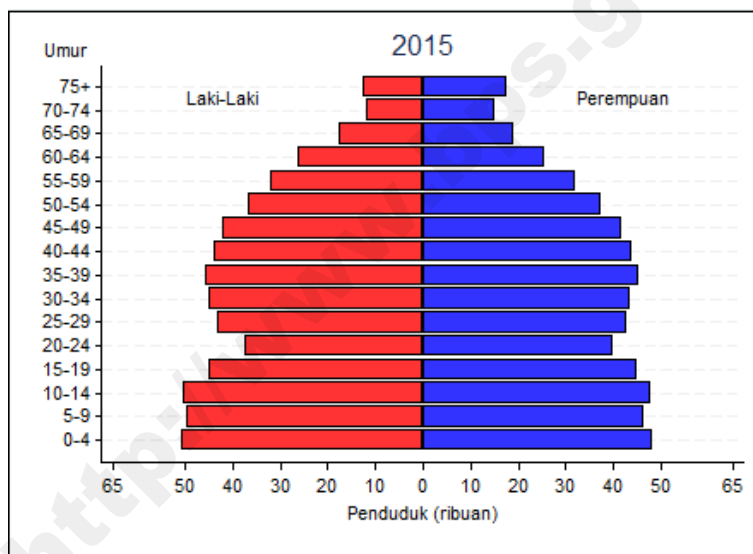
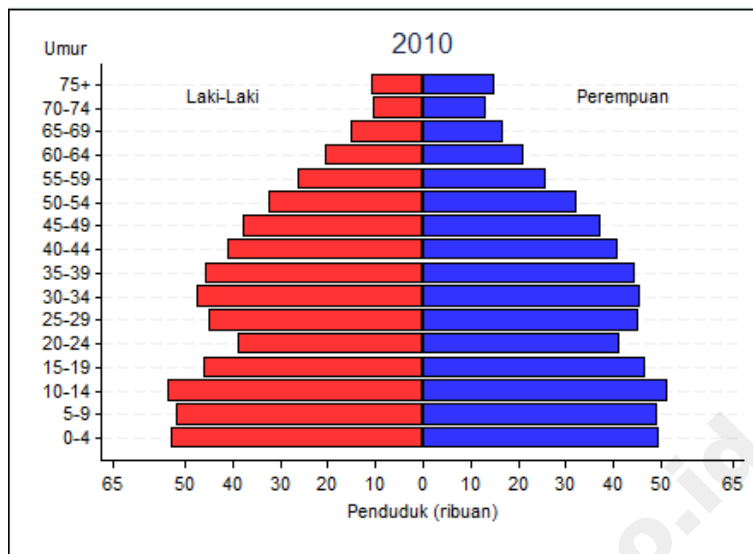
Gambar I.8  
 PIRAMIDA PENDUDUK KUNINGAN  
 TAHUN 2010 – 2020



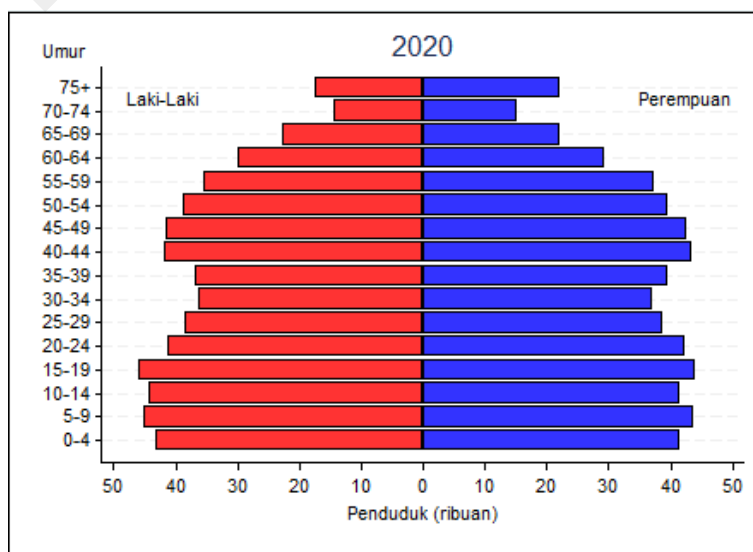
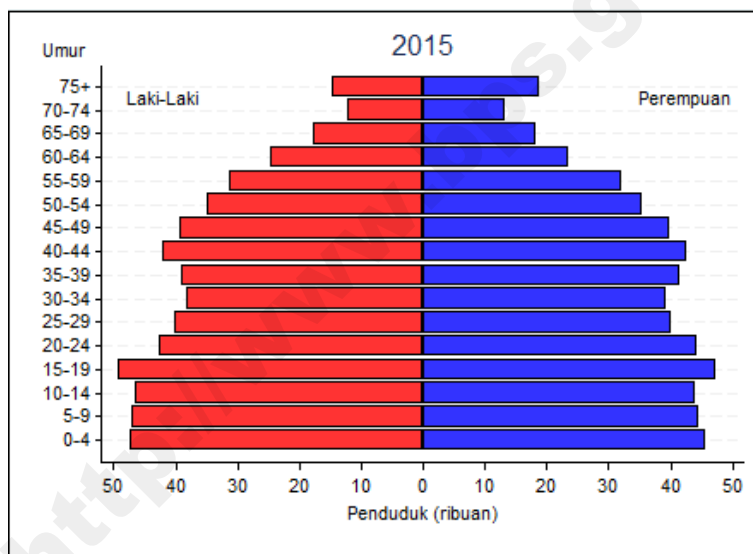
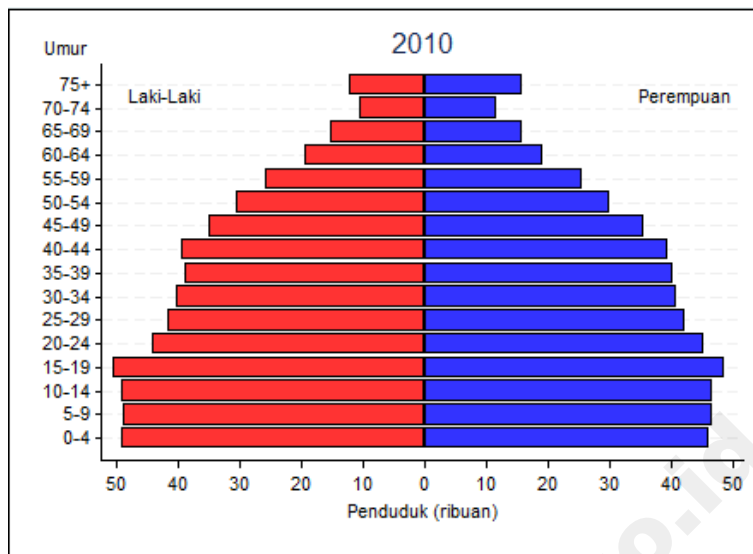
Gambar I.9  
 PIRAMIDA PENDUDUK CIREBON  
 TAHUN 2010 – 2020



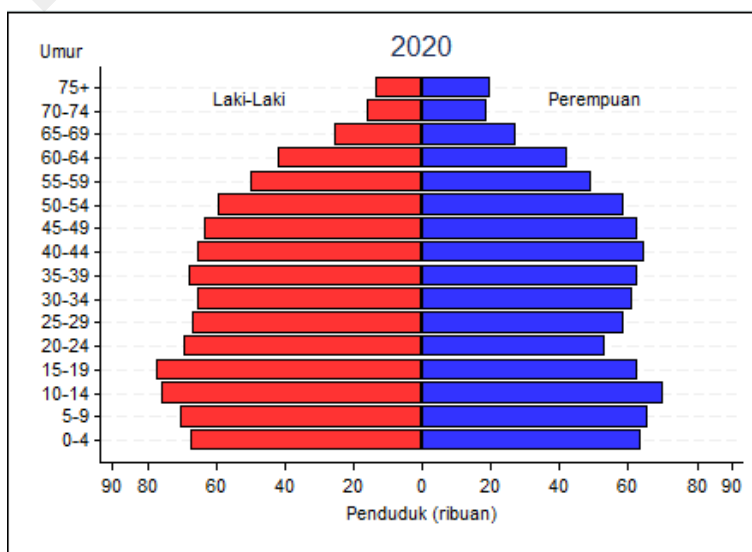
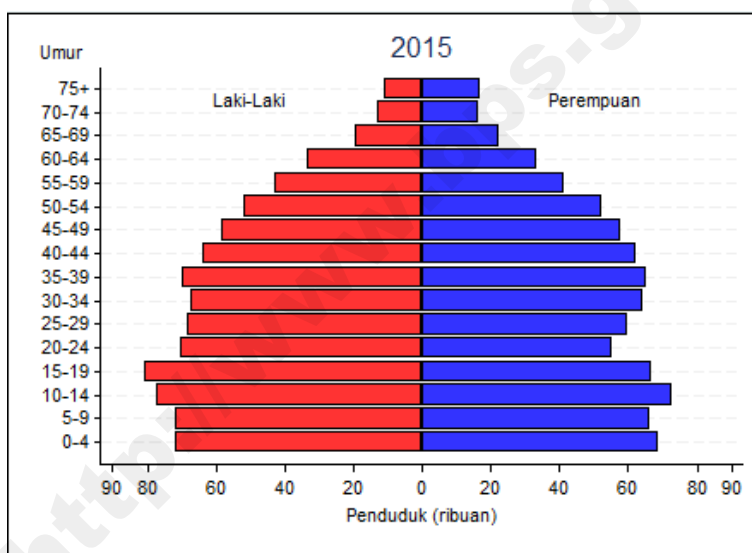
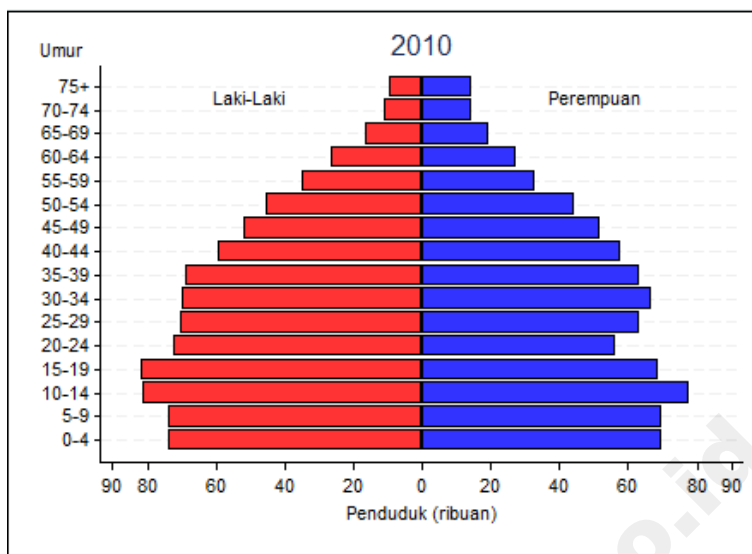
Gambar I.10  
 PIRAMIDA PENDUDUK MAJALENGKA  
 TAHUN 2010 – 2020



Gambar I.11  
 PIRAMIDA PENDUDUK SUMEDANG  
 TAHUN 2010 – 2020

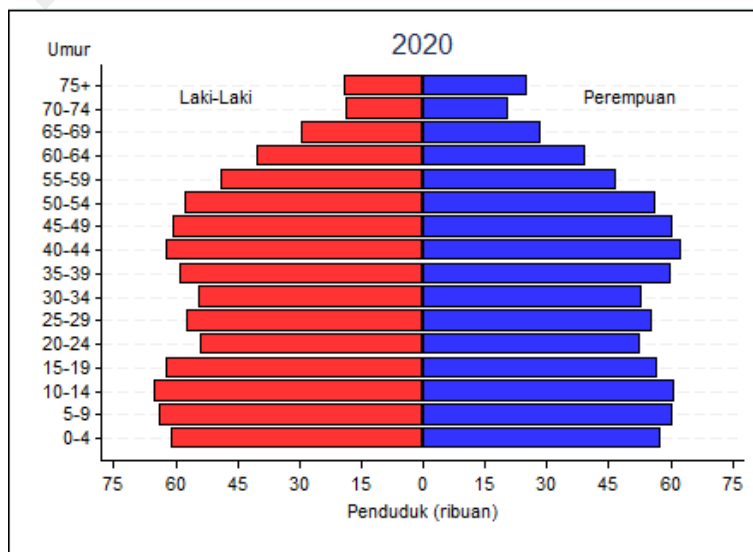
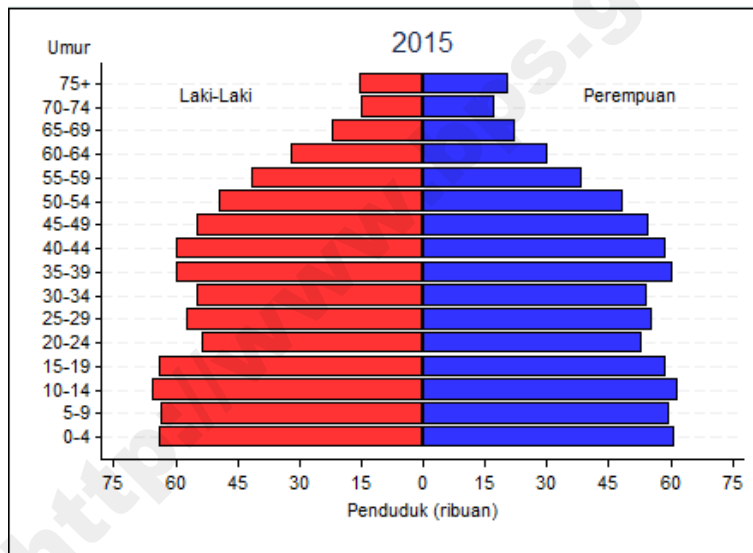
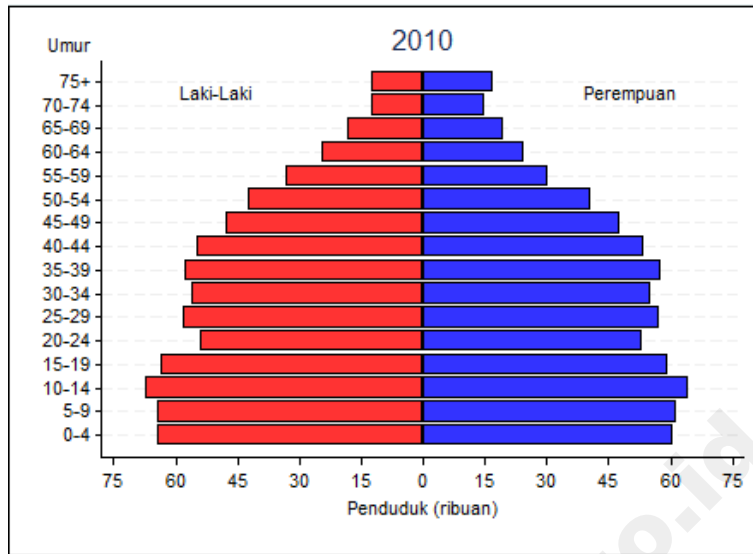


Gambar I.12  
 PIRAMIDA PENDUDUK INDRAMAYU  
 TAHUN 2010 – 2020

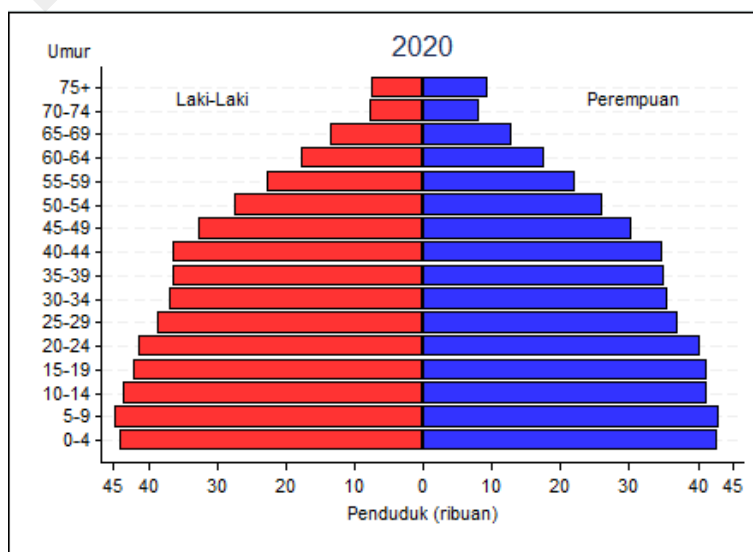
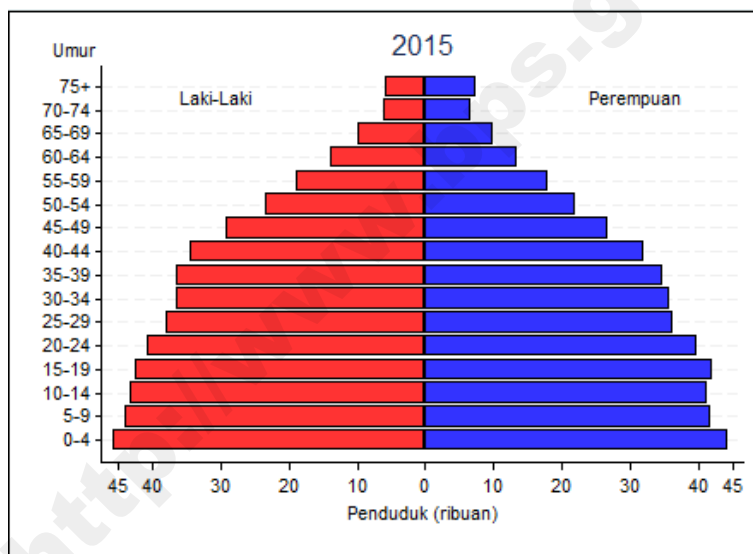
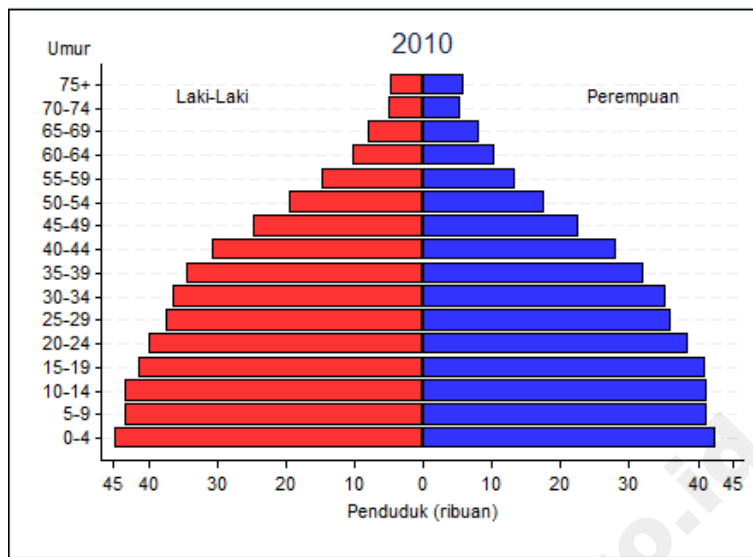




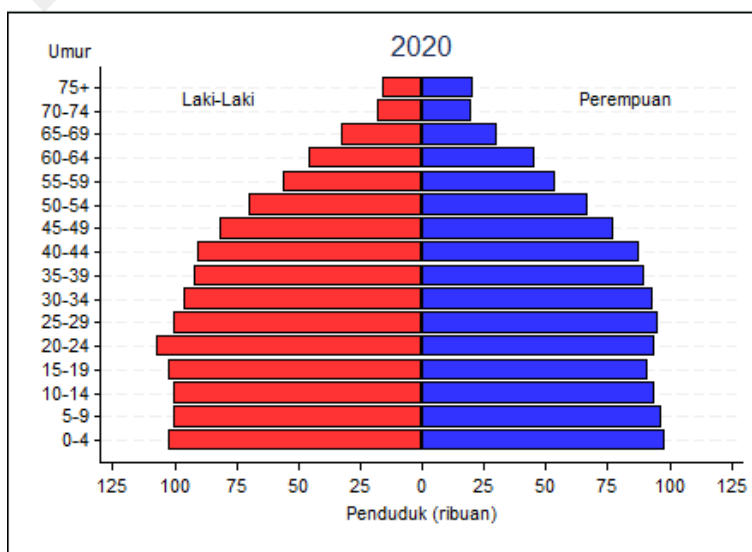
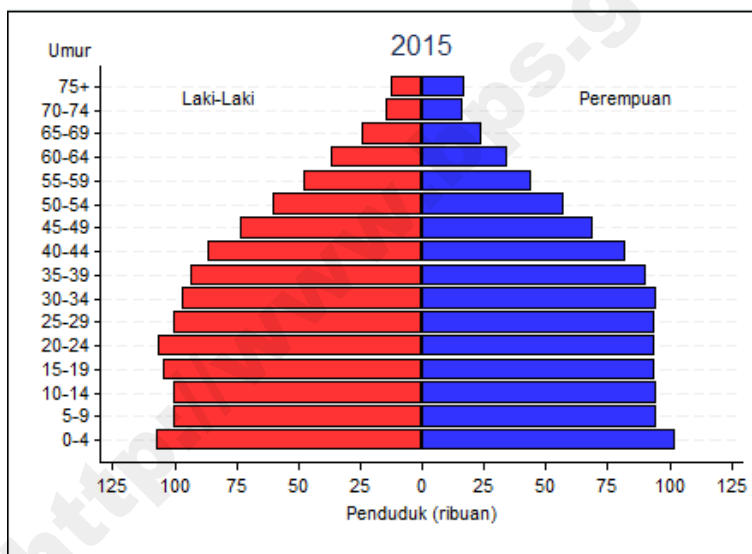
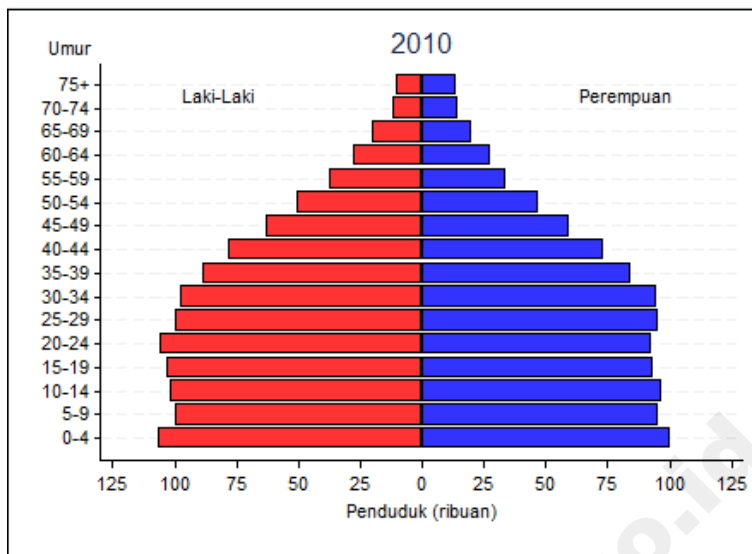
Gambar I.13  
 PIRAMIDA PENDUDUK SUBANG  
 TAHUN 2010 – 2020



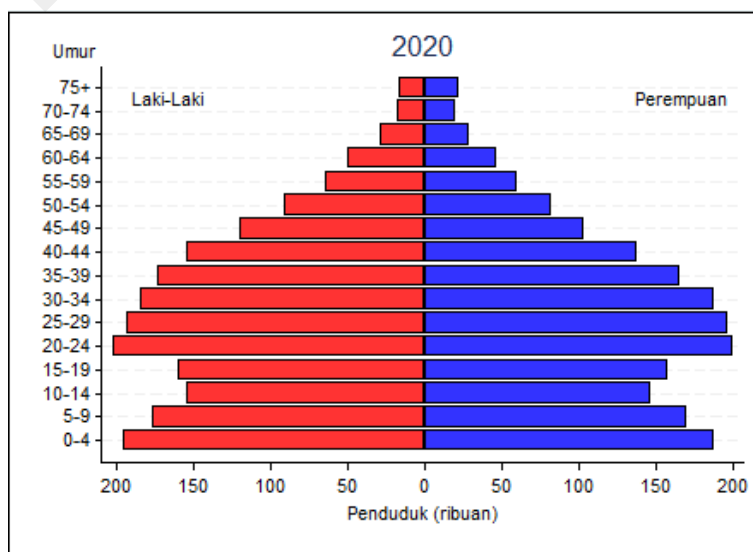
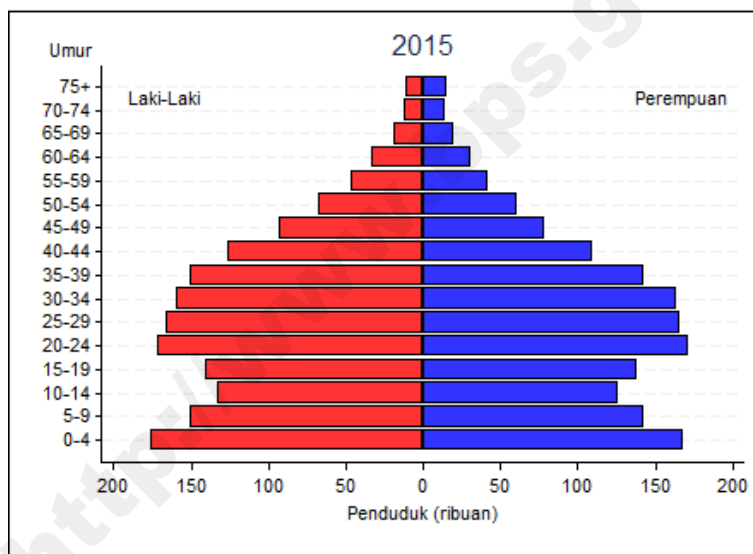
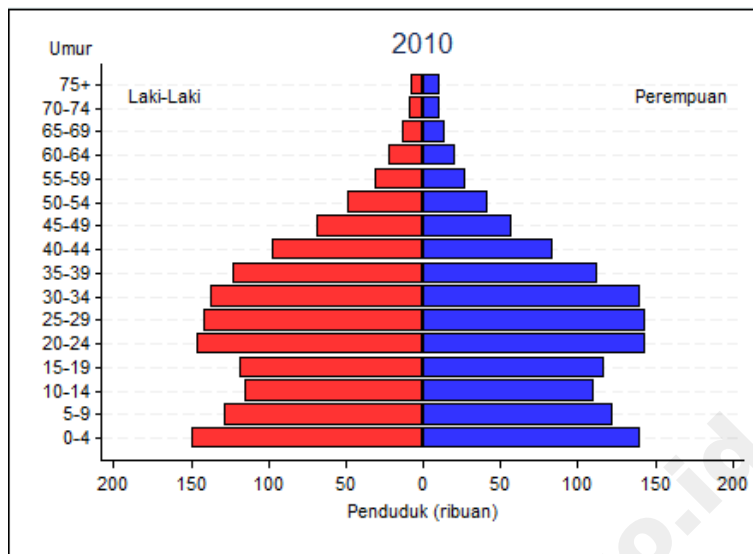
Gambar I.14  
 PIRAMIDA PENDUDUK PURWAKARTA  
 TAHUN 2010 – 2020



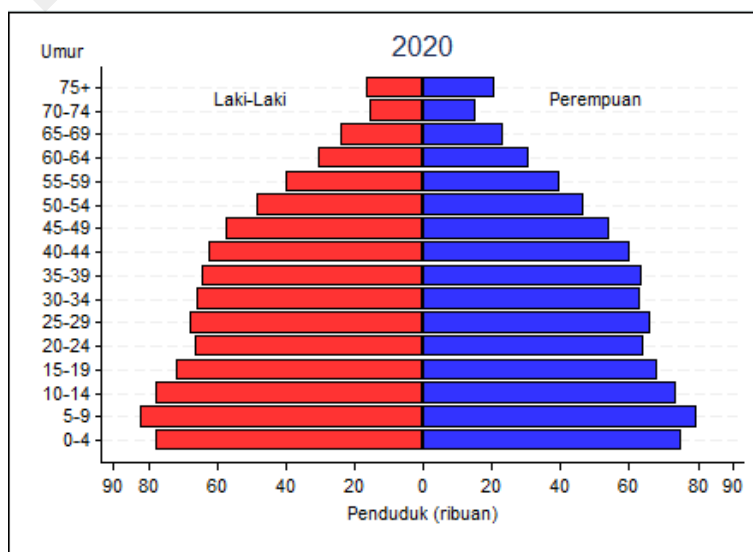
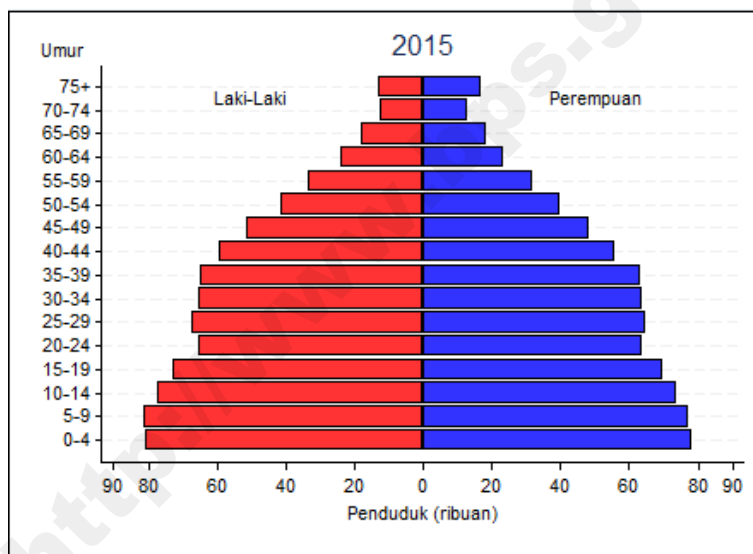
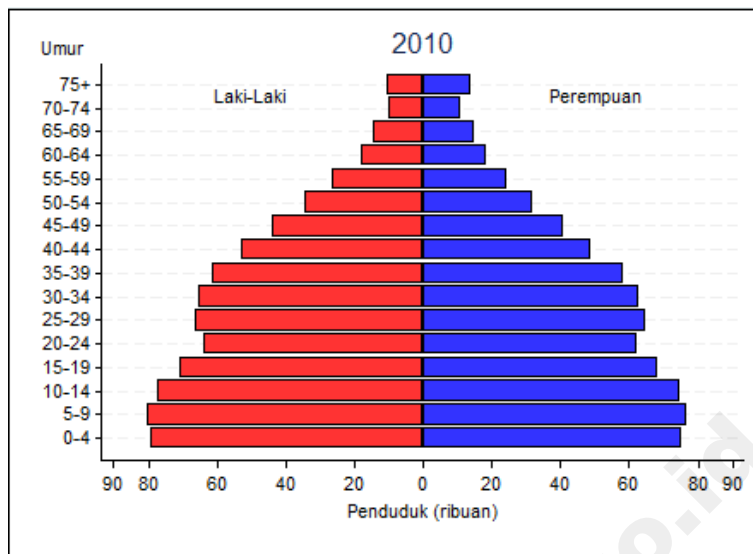
Gambar I.15  
 PIRAMIDA PENDUDUK KARAWANG  
 TAHUN 2010 – 2020



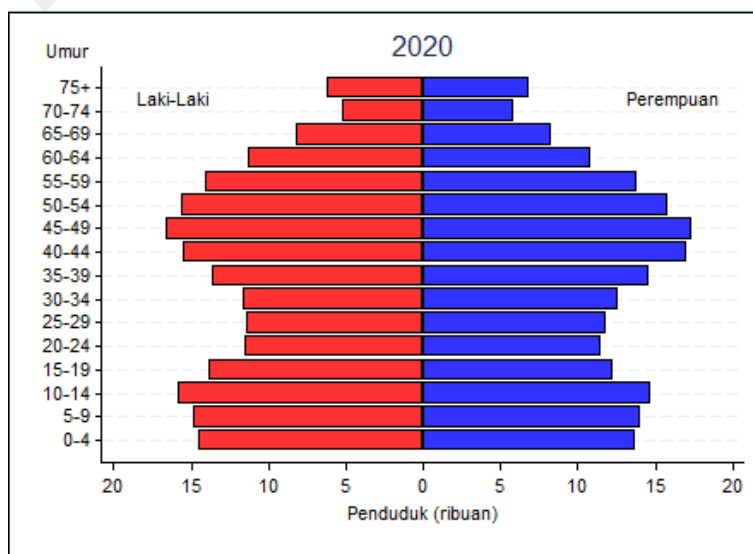
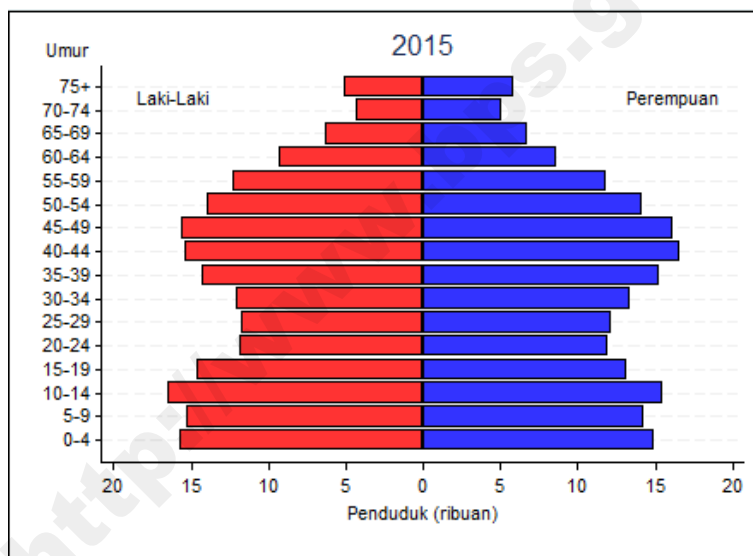
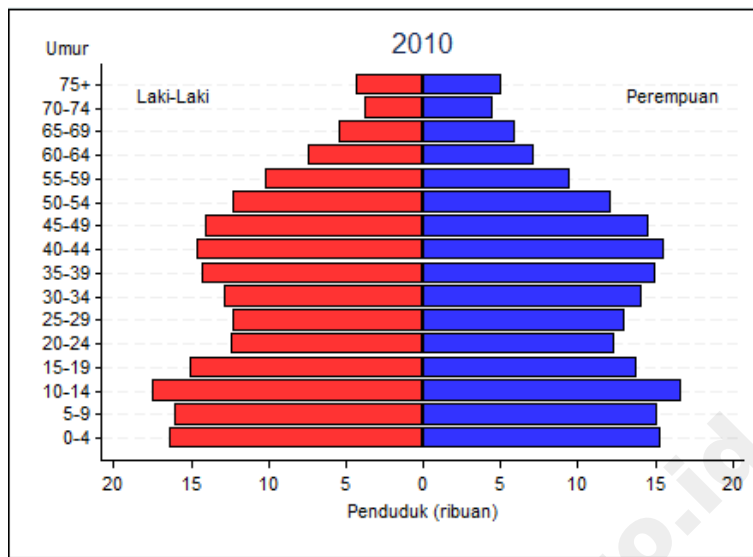
Gambar I.16  
 PIRAMIDA PENDUDUK BEKASI  
 TAHUN 2010 – 2020



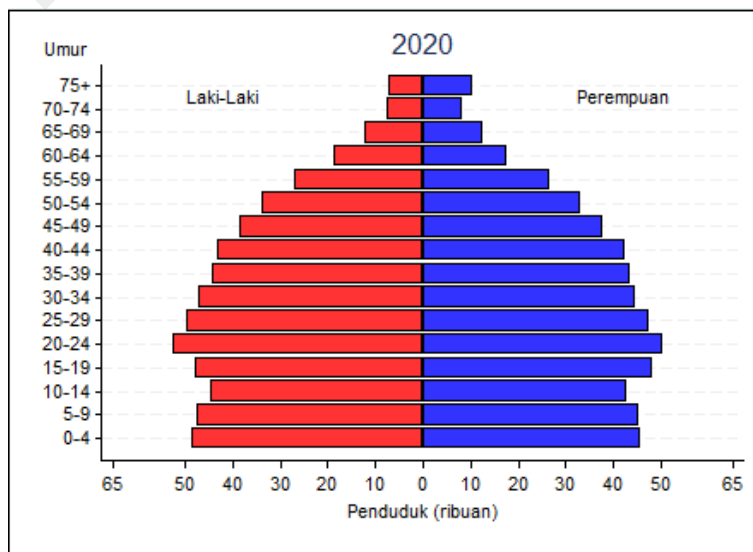
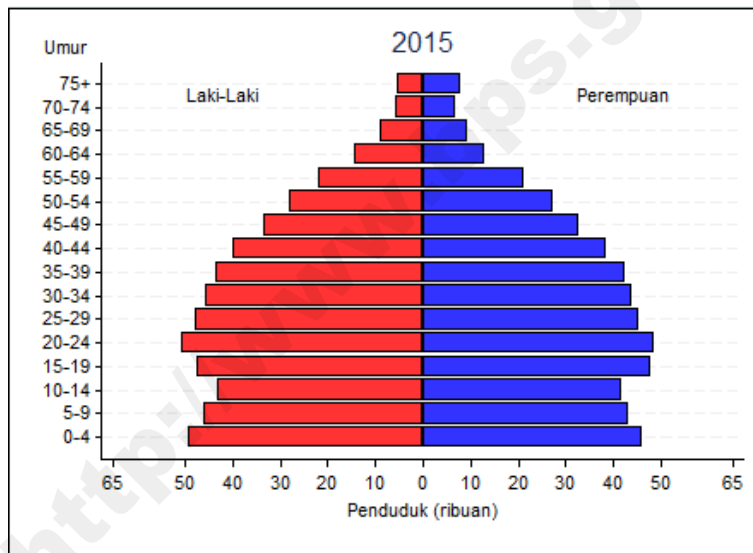
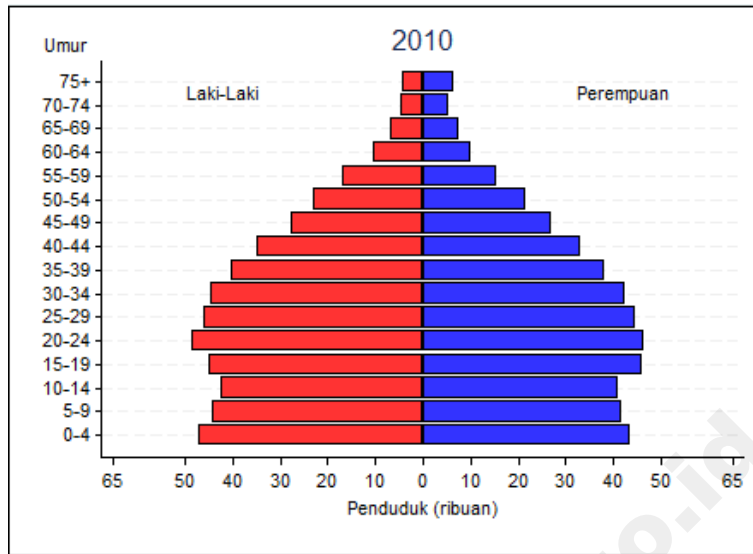
Gambar I.17  
 PIRAMIDA PENDUDUK BANDUNG BARAT  
 TAHUN 2010 – 2020



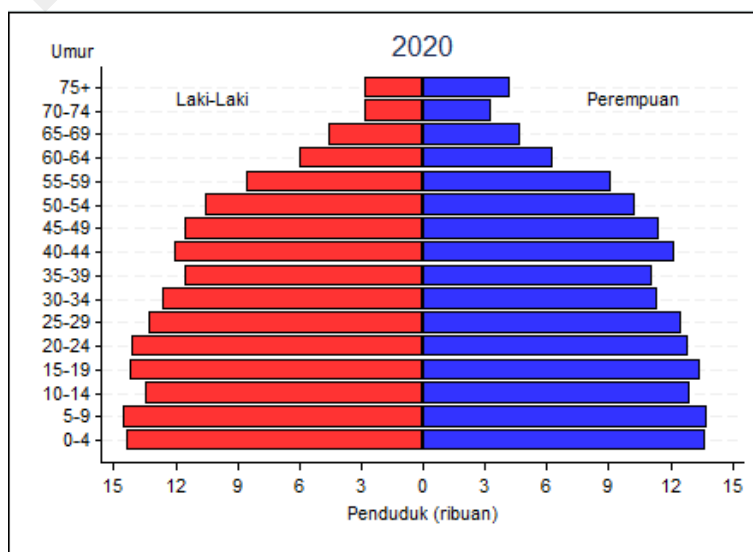
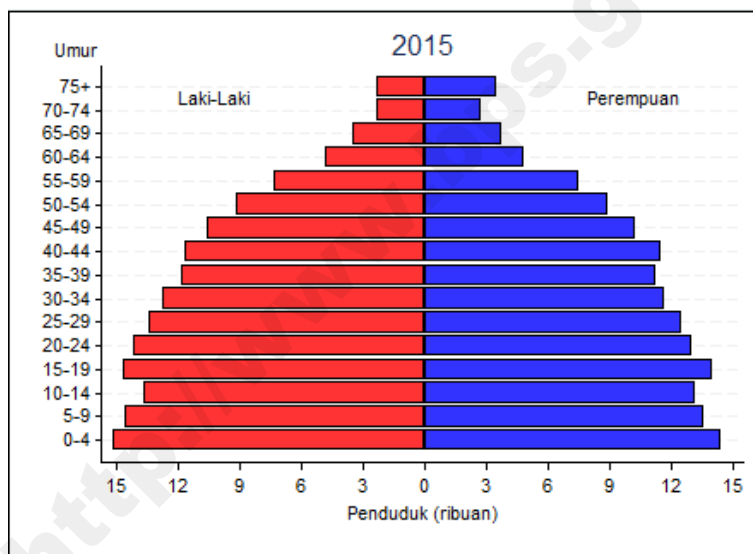
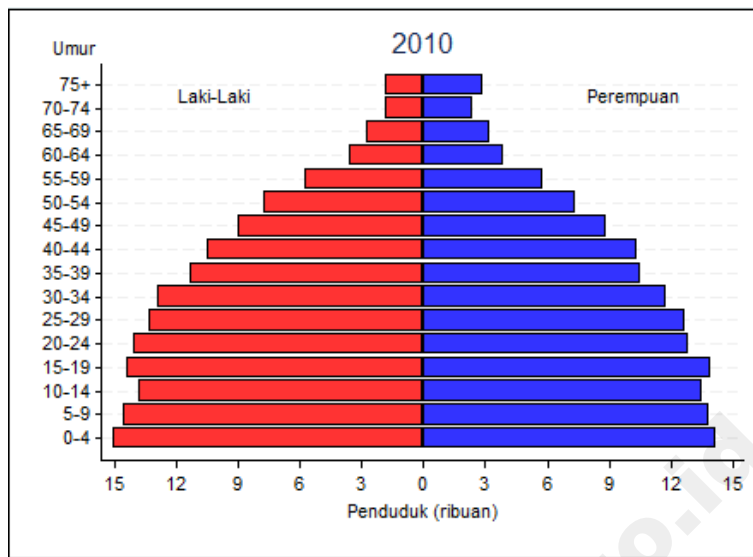
Gambar I.18  
 PIRAMIDA PENDUDUK PANGANDARAN  
 TAHUN 2010 – 2020



Gambar I.19  
 PIRAMIDA PENDUDUK KOTA BOGOR  
 TAHUN 2010 – 2020

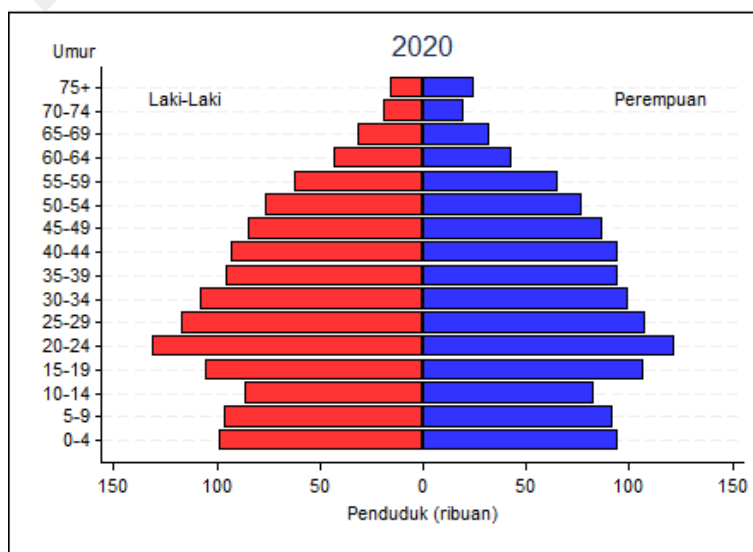
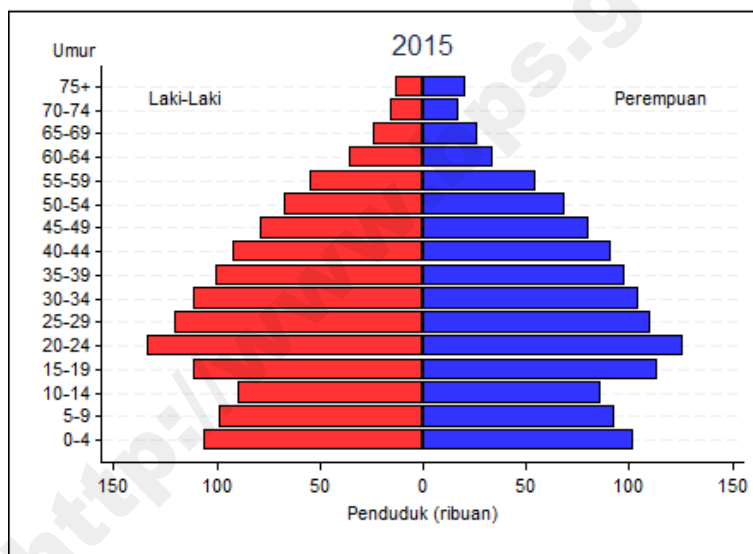
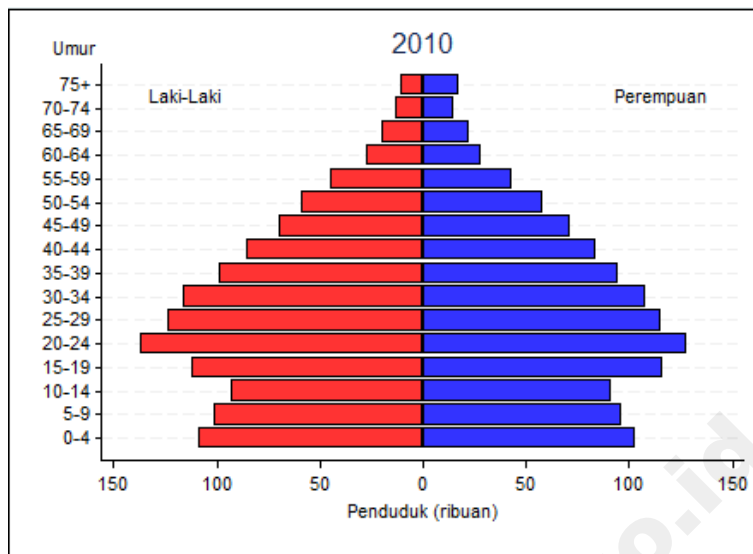


Gambar I.20  
 PIRAMIDA PENDUDUK KOTA SUKABUMI  
 TAHUN 2010 – 2020

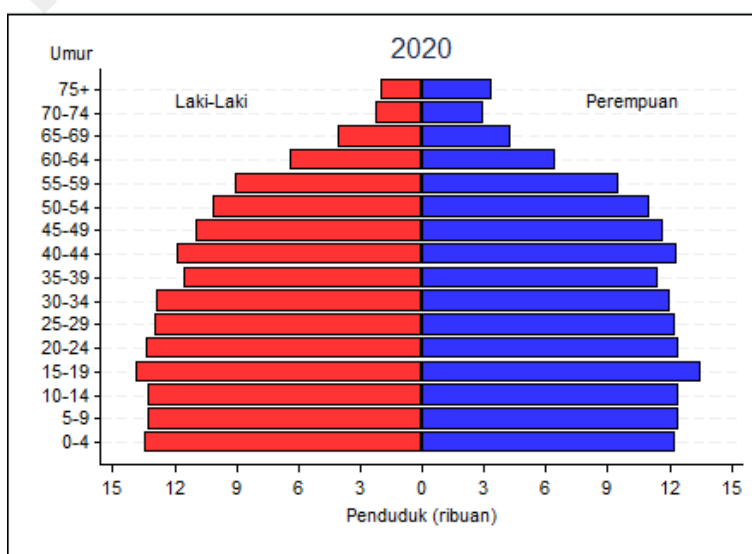
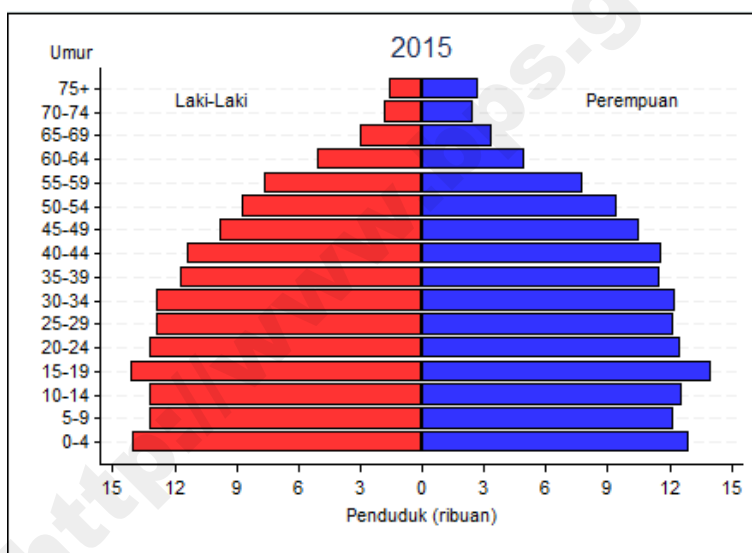
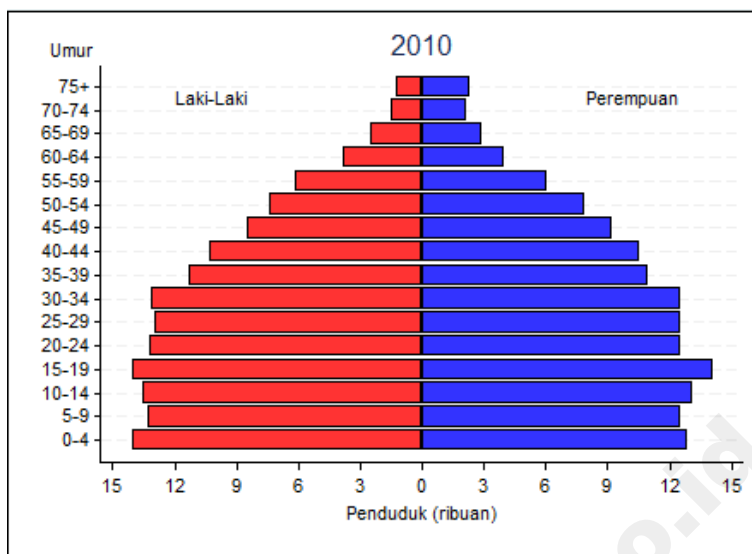




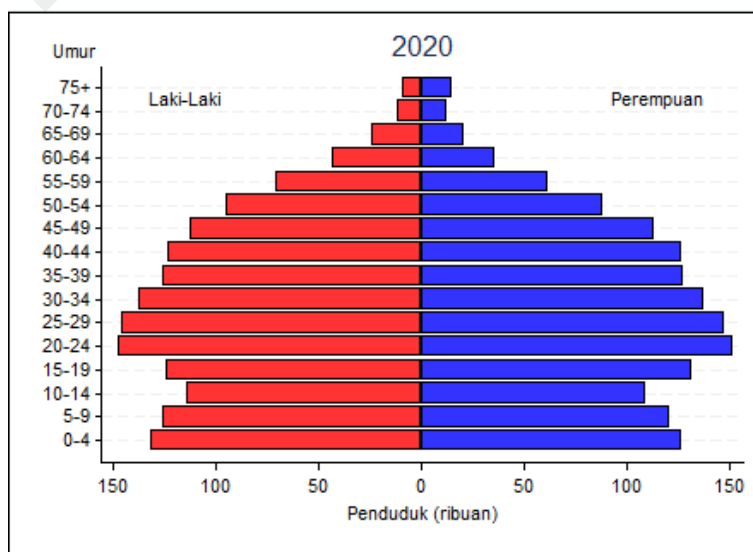
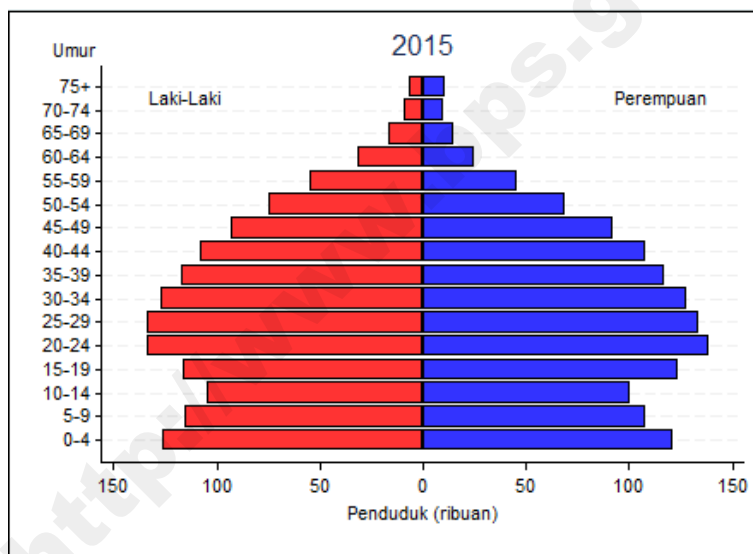
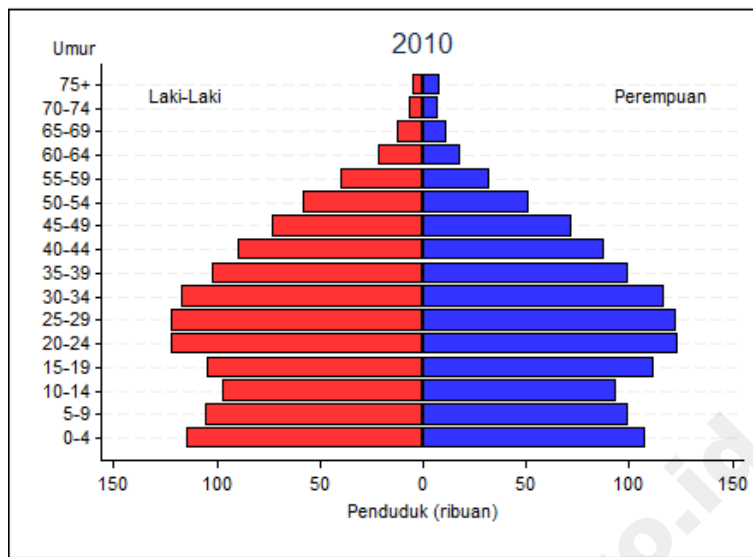
Gambar I.21  
 PIRAMIDA PENDUDUK KOTA BANDUNG  
 TAHUN 2010 – 2020



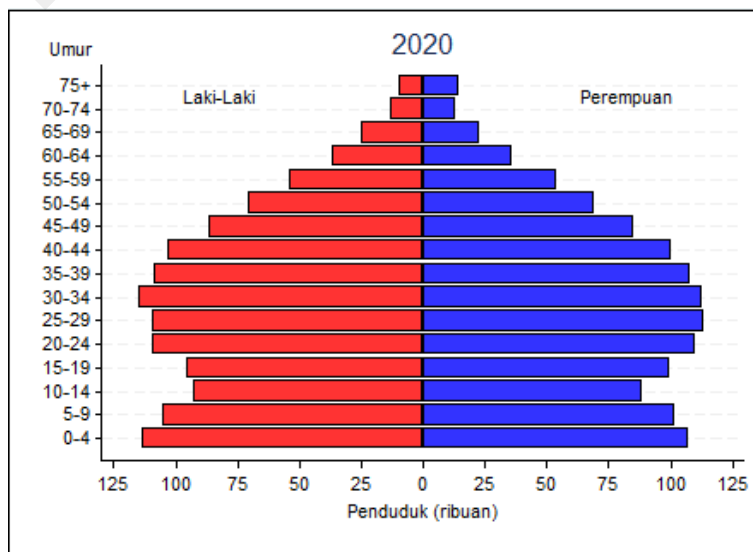
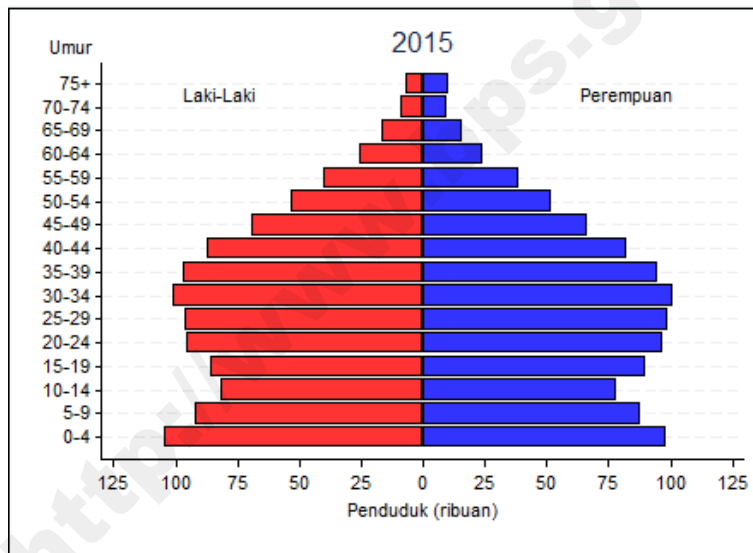
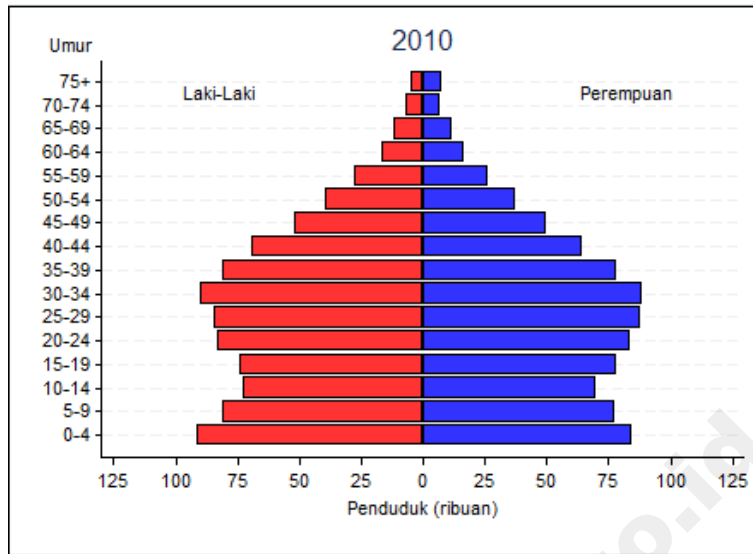
Gambar I.22  
 PIRAMIDA PENDUDUK KOTA CIREBON  
 TAHUN 2010 – 2020



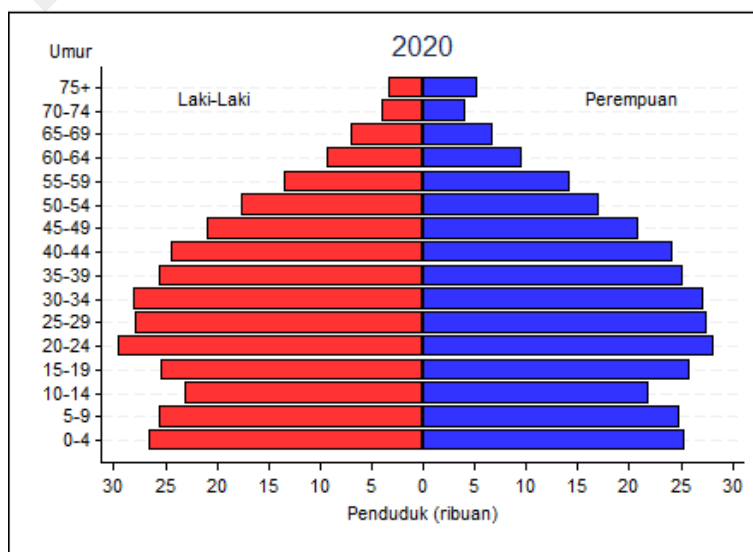
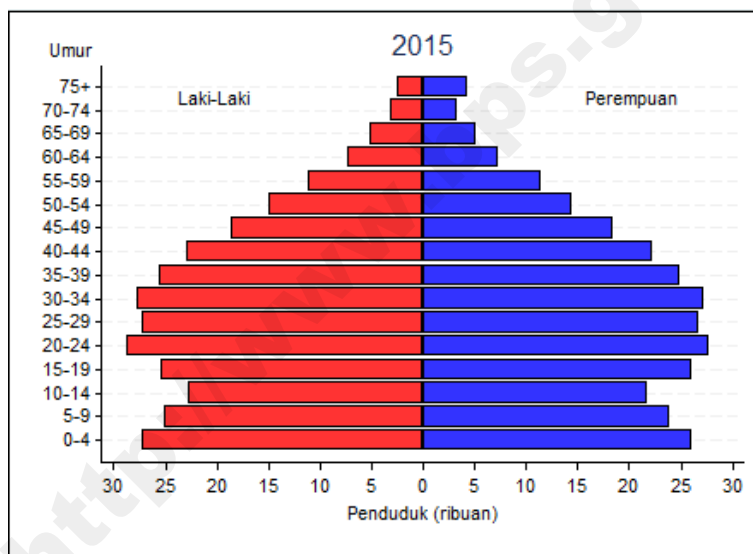
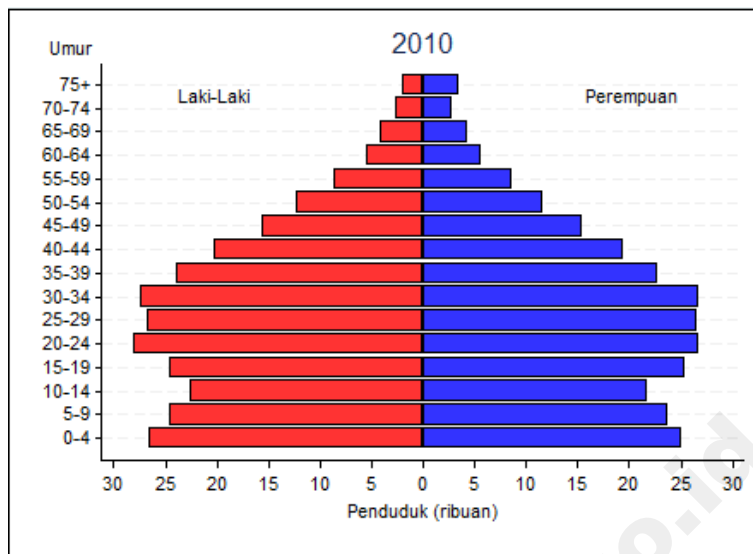
Gambar I.23  
 PIRAMIDA PENDUDUK KOTA BEKASI  
 TAHUN 2010 – 2020



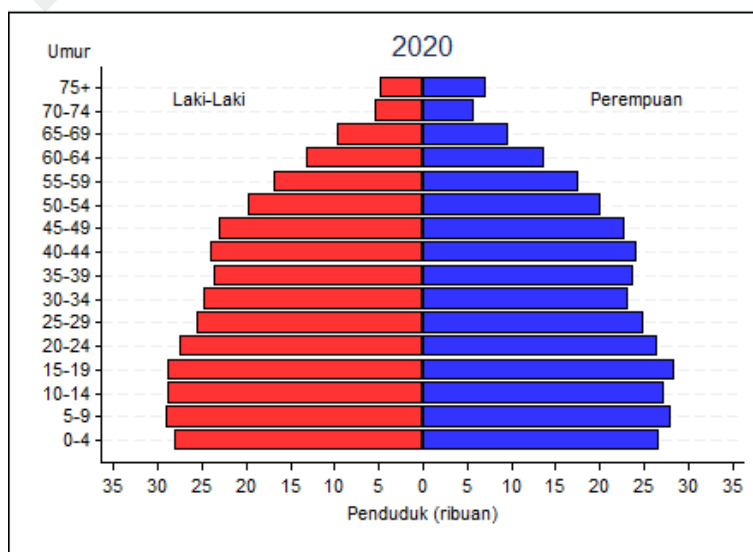
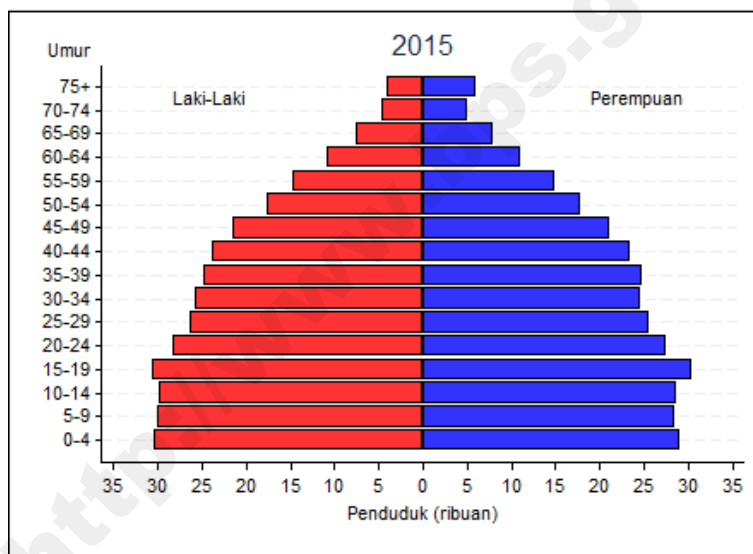
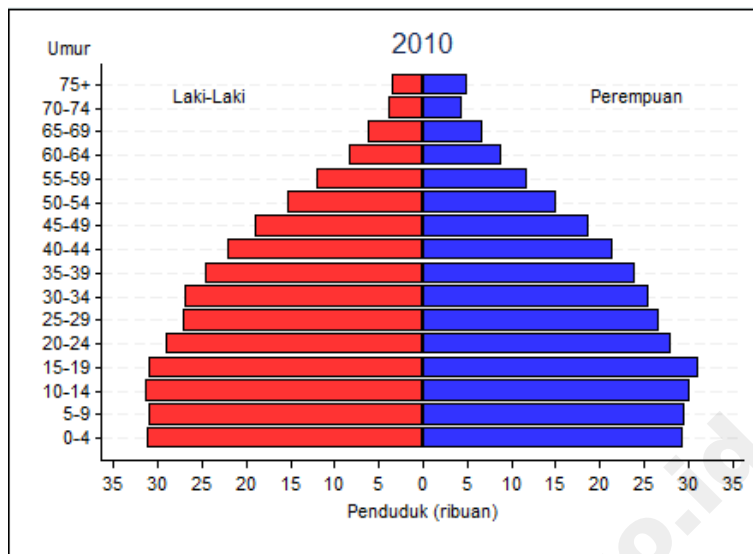
Gambar I.24  
 PIRAMIDA PENDUDUK KOTA DEPOK  
 TAHUN 2010 – 2020



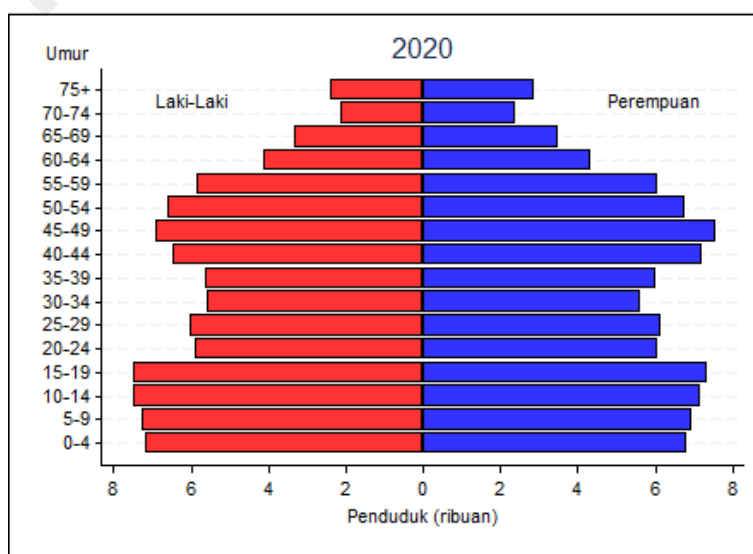
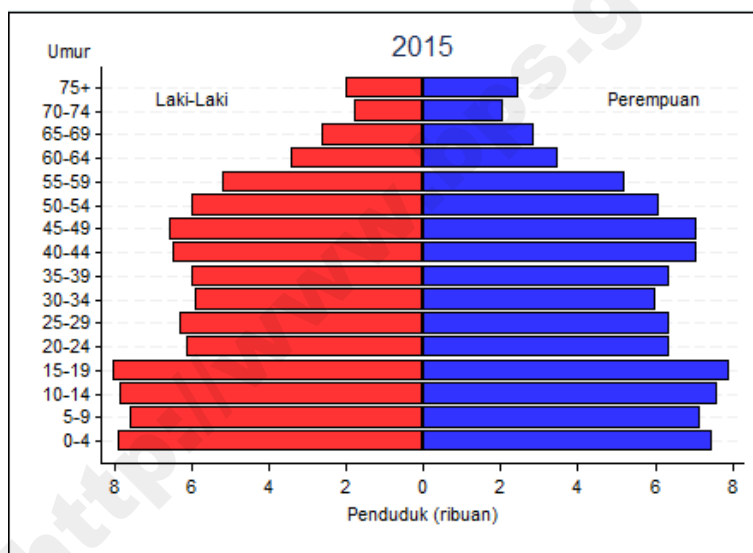
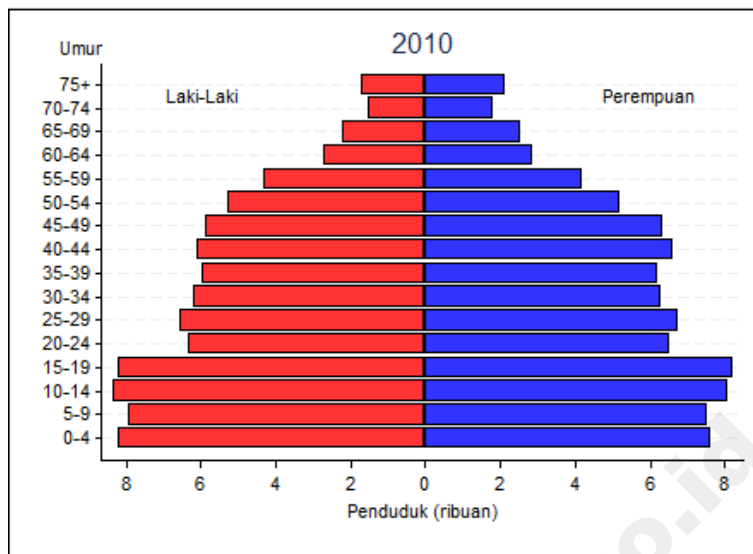
Gambar I.25  
 PIRAMIDA PENDUDUK KOTA CIMAHI  
 TAHUN 2010 – 2020



Gambar I.26  
 PIRAMIDA PENDUDUK KOTA TASIKMALAYA  
 TAHUN 2010 – 2020



Gambar I.27  
 PIRAMIDA PENDUDUK KOTA BANJAR  
 TAHUN 2010 – 2020



Tabel II.1.1  
PROYEKSI PENDUDUK  
MENURUT JENIS KELAMIN DAN KELOMPOK UMUR  
TAHUN 2010 - 2020

BOGOR

LAKI-LAKI

KELOMPOK UMUR	2010	2011	2012	2013	2014	2015	2016	2017	2018	2019	2020
(1)	(2)	(3)	(4)	(5)	(6)	(7)	(8)	(9)	(10)	(11)	(12)
0-4	263.645	269.051	274.208	279.060	283.583	286.595	288.738	290.774	292.611	294.232	295.651
5-9	254.504	258.095	261.608	265.612	269.903	275.356	280.756	286.030	290.997	295.524	298.429
10-14	255.382	258.896	262.100	264.949	268.080	271.640	275.186	278.749	282.841	287.136	292.632
15-19	245.933	251.406	257.027	262.266	266.816	270.466	273.672	276.652	279.255	282.032	285.238
20-24	239.646	244.085	248.077	251.883	256.073	260.673	265.847	271.244	276.199	280.303	283.395
25-29	221.592	224.812	228.114	231.710	235.782	239.999	244.046	247.763	251.298	255.125	259.333
30-34	214.775	218.165	221.593	224.595	227.483	229.717	232.597	235.646	238.999	242.753	246.627
35-39	198.527	204.694	210.219	215.472	220.004	224.642	227.829	231.154	234.027	236.695	238.657
40-44	166.416	173.564	180.533	187.217	193.551	199.395	205.323	210.688	215.777	220.059	224.409
45-49	129.134	135.299	141.876	148.721	155.661	162.485	169.332	176.065	182.520	188.565	194.092
50-54	97.630	102.959	108.174	113.434	118.997	124.993	130.868	137.168	143.731	150.321	156.767
55-59	67.212	72.070	76.957	81.835	86.690	91.477	96.445	101.334	106.267	111.425	116.978
60-64	44.408	47.400	51.000	55.039	59.276	63.515	68.115	72.769	77.409	82.000	86.505
65-69	29.388	30.949	32.483	34.178	36.308	39.031	41.704	44.926	48.533	52.294	56.052
70-74	20.280	21.424	22.671	23.967	25.256	26.510	27.982	29.431	31.032	33.014	35.534
75+	19.786	20.938	22.174	23.485	24.918	26.413	28.089	29.895	31.782	33.696	35.639
JUMLAH	2.468.258	2.533.807	2.598.814	2.663.423	2.728.381	2.792.907	2.856.529	2.920.288	2.983.278	3.045.174	3.105.938



Tabel II.1.2  
 PROYEKSI PENDUDUK  
 MENURUT JENIS KELAMIN DAN KELOMPOK UMUR  
 TAHUN 2010 - 2020

BOGOR											PEREMPUAN
KELOMPOK UMUR	2010	2011	2012	2013	2014	2015	2016	2017	2018	2019	2020
(1)	(2)	(3)	(4)	(5)	(6)	(7)	(8)	(9)	(10)	(11)	(12)
0-4	248.766	254.930	260.677	266.476	271.683	275.728	277.904	279.936	281.755	283.424	284.947
5-9	241.998	245.129	248.444	251.834	255.638	260.379	266.662	272.511	278.374	283.660	287.734
10-14	242.265	245.282	248.349	251.266	254.155	257.174	260.302	263.644	267.017	270.861	275.687
15-19	236.362	241.622	246.672	251.214	255.137	258.322	261.093	263.887	266.432	268.989	271.671
20-24	234.798	239.542	244.268	248.746	253.552	258.587	263.824	268.826	273.207	276.894	279.750
25-29	219.677	222.274	224.763	227.726	231.132	235.439	239.884	244.305	248.440	252.930	257.632
30-34	213.310	217.692	221.963	225.666	228.602	230.446	232.827	235.094	237.790	240.979	245.097
35-39	185.752	192.267	198.413	204.402	210.147	215.802	220.104	224.274	227.829	230.619	232.299
40-44	149.525	156.129	162.756	169.320	175.684	181.729	188.025	193.947	199.665	205.175	210.604
45-49	113.187	118.885	124.774	130.821	136.961	143.145	149.420	155.709	161.909	167.928	173.657
50-54	83.869	89.556	95.036	100.428	105.884	111.594	117.149	122.898	128.762	134.727	140.724
55-59	56.601	60.594	65.218	70.247	75.313	80.169	85.581	90.793	95.892	101.080	106.480
60-64	41.687	44.174	46.779	49.673	53.092	57.193	61.230	65.897	70.942	76.017	80.887
65-69	30.130	31.574	33.177	34.935	36.804	38.772	41.119	43.574	46.291	49.494	53.330
70-74	22.467	23.667	24.889	26.148	27.467	28.857	30.286	31.869	33.593	35.423	37.342
75+	25.224	26.622	28.124	29.772	31.517	33.425	35.451	37.557	39.731	42.036	44.454
JUMLAH	2.345.618	2.409.939	2.474.302	2.538.674	2.602.768	2.666.761	2.730.861	2.794.721	2.857.629	2.920.236	2.982.295

Tabel II.1.3  
 PROYEKSI PENDUDUK  
 MENURUT JENIS KELAMIN DAN KELOMPOK UMUR  
 TAHUN 2010 - 2020

BOGOR

LAKI-LAKI + PEREMPUAN

KELOMPOK UMUR	2010	2011	2012	2013	2014	2015	2016	2017	2018	2019	2020
(1)	(2)	(3)	(4)	(5)	(6)	(7)	(8)	(9)	(10)	(11)	(12)
0-4	512.411	523.981	534.885	545.536	555.266	562.323	566.642	570.710	574.366	577.656	580.598
5-9	496.502	503.224	510.052	517.446	525.541	535.735	547.418	558.541	569.371	579.184	586.163
10-14	497.647	504.178	510.449	516.215	522.235	528.814	535.488	542.393	549.858	557.997	568.319
15-19	482.295	493.028	503.699	513.480	521.953	528.788	534.765	540.539	545.687	551.021	556.909
20-24	474.444	483.627	492.345	500.629	509.625	519.260	529.671	540.070	549.406	557.197	563.145
25-29	441.269	447.086	452.877	459.436	466.914	475.438	483.930	492.068	499.738	508.055	516.965
30-34	428.085	435.857	443.556	450.261	456.085	460.163	465.424	470.740	476.789	483.732	491.724
35-39	384.279	396.961	408.632	419.874	430.151	440.444	447.933	455.428	461.856	467.314	470.956
40-44	315.941	329.693	343.289	356.537	369.235	381.124	393.348	404.635	415.442	425.234	435.013
45-49	242.321	254.184	266.650	279.542	292.622	305.630	318.752	331.774	344.429	356.493	367.749
50-54	181.499	192.515	203.210	213.862	224.881	236.587	248.017	260.066	272.493	285.048	297.491
55-59	123.813	132.664	142.175	152.082	162.003	171.646	182.026	192.127	202.159	212.505	223.458
60-64	86.095	91.574	97.779	104.712	112.368	120.708	129.345	138.666	148.351	158.017	167.392
65-69	59.518	62.523	65.660	69.113	73.112	77.803	82.823	88.500	94.824	101.788	109.382
70-74	42.747	45.091	47.560	50.115	52.723	55.367	58.268	61.300	64.625	68.437	72.876
75+	45.010	47.560	50.298	53.257	56.435	59.838	63.540	67.452	71.513	75.732	80.093
JUMLAH	4.813.876	4.943.746	5.073.116	5.202.097	5.331.149	5.459.668	5.587.390	5.715.009	5.840.907	5.965.410	6.088.233

Tabel II.2.1  
 PROYEKSI PENDUDUK  
 MENURUT JENIS KELAMIN DAN KELOMPOK UMUR  
 TAHUN 2010 - 2020

SUKABUMI

LAKI-LAKI

KELOMPOK UMUR	2010	2011	2012	2013	2014	2015	2016	2017	2018	2019	2020
(1)	(2)	(3)	(4)	(5)	(6)	(7)	(8)	(9)	(10)	(11)	(12)
0-4	120.283	120.167	119.923	119.505	118.881	117.595	115.971	114.302	112.566	110.770	108.939
5-9	122.951	122.068	121.156	120.449	119.809	119.640	119.410	119.061	118.541	117.811	116.442
10-14	127.401	126.438	125.338	124.064	122.881	121.874	120.854	119.811	118.974	118.199	117.901
15-19	112.156	112.246	112.367	112.268	111.807	110.934	109.877	108.708	107.384	106.137	105.061
20-24	98.801	98.517	98.047	97.479	97.009	96.657	96.492	96.355	96.020	95.365	94.367
25-29	93.713	93.077	92.480	91.982	91.624	91.286	90.862	90.281	89.614	89.035	88.581
30-34	90.021	89.520	89.035	88.361	87.611	86.596	85.827	85.101	84.466	83.960	83.489
35-39	88.858	89.691	90.197	90.526	90.482	90.427	89.774	89.143	88.322	87.422	86.274
40-44	81.190	82.901	84.435	85.738	86.772	87.494	88.192	88.566	88.768	88.596	88.428
45-49	72.148	74.010	75.992	77.998	79.918	81.652	83.294	84.762	85.992	86.940	87.591
50-54	58.990	60.908	62.661	64.342	66.071	67.928	69.617	71.418	73.233	74.955	76.509
55-59	44.098	46.296	48.406	50.402	52.266	53.985	55.714	57.288	58.792	60.330	61.991
60-64	31.829	33.260	35.044	37.032	39.043	40.949	42.986	44.943	46.789	48.500	50.081
65-69	22.909	23.624	24.277	25.012	26.012	27.370	28.626	30.179	31.904	33.641	35.291
70-74	16.201	16.759	17.364	17.975	18.544	19.050	19.684	20.262	20.906	21.767	22.929
75+	17.672	18.299	18.971	19.681	20.438	21.236	22.099	23.012	23.939	24.842	25.710
JUMLAH	1.199.221	1.207.781	1.215.693	1.222.814	1.229.168	1.234.673	1.239.279	1.243.192	1.246.210	1.248.270	1.249.584

Tabel II.2.2  
 PROYEKSI PENDUDUK  
 MENURUT JENIS KELAMIN DAN KELOMPOK UMUR  
 TAHUN 2010 - 2020

SUKABUMI

PEREMPUAN

KELOMPOK UMUR	2010	2011	2012	2013	2014	2015	2016	2017	2018	2019	2020
(1)	(2)	(3)	(4)	(5)	(6)	(7)	(8)	(9)	(10)	(11)	(12)
0-4	114.674	115.072	115.203	115.296	115.083	114.336	112.778	111.163	109.496	107.796	106.049
5-9	117.189	116.232	115.340	114.465	113.764	113.429	113.687	113.686	113.651	113.338	112.500
10-14	121.510	120.467	119.427	118.296	117.148	116.042	114.949	113.926	112.917	112.100	111.652
15-19	106.955	107.055	107.010	106.702	106.090	105.152	104.013	102.867	101.644	100.429	99.255
20-24	103.431	103.320	103.143	102.825	102.604	102.433	102.276	101.983	101.437	100.615	99.478
25-29	93.113	92.254	91.339	90.604	90.033	89.776	89.521	89.214	88.785	88.460	88.171
30-34	88.364	88.307	88.159	87.756	87.032	85.885	84.922	83.904	83.056	82.372	81.983
35-39	85.506	86.660	87.554	88.302	88.868	89.334	89.161	88.896	88.373	87.546	86.293
40-44	78.246	79.997	81.643	83.148	84.449	85.506	86.562	87.360	88.000	88.477	88.849
45-49	67.345	69.252	71.162	73.051	74.872	76.599	78.246	79.783	81.180	82.393	83.361
50-54	53.211	55.615	57.769	59.752	61.676	63.623	65.362	67.094	68.798	70.447	72.002
55-59	38.189	40.027	42.178	44.468	46.668	48.622	50.785	52.716	54.485	56.203	57.934
60-64	29.687	30.802	31.933	33.195	34.734	36.629	38.377	40.415	42.581	44.664	46.505
65-69	23.279	23.881	24.570	25.330	26.122	26.936	27.956	28.989	30.136	31.537	33.256
70-74	17.531	18.084	18.622	19.155	19.695	20.256	20.801	21.420	22.097	22.799	23.514
75+	20.967	21.689	22.446	23.258	24.107	24.990	25.941	26.890	27.847	28.826	29.833
JUMLAH	1.159.197	1.168.714	1.177.498	1.185.603	1.192.945	1.199.548	1.205.337	1.210.306	1.214.483	1.218.002	1.220.635

Tabel II.2.3  
 PROYEKSI PENDUDUK  
 MENURUT JENIS KELAMIN DAN KELOMPOK UMUR  
 TAHUN 2010 - 2020

SUKABUMI

LAKI-LAKI + PEREMPUAN

KELOMPOK UMUR	2010	2011	2012	2013	2014	2015	2016	2017	2018	2019	2020
(1)	(2)	(3)	(4)	(5)	(6)	(7)	(8)	(9)	(10)	(11)	(12)
0-4	234.957	235.239	235.126	234.801	233.964	231.931	228.749	225.465	222.062	218.566	214.988
5-9	240.140	238.300	236.496	234.914	233.573	233.069	233.097	232.747	232.192	231.149	228.942
10-14	248.911	246.905	244.765	242.360	240.029	237.916	235.803	233.737	231.891	230.299	229.553
15-19	219.111	219.301	219.377	218.970	217.897	216.086	213.890	211.575	209.028	206.566	204.316
20-24	202.232	201.837	201.190	200.304	199.613	199.090	198.768	198.338	197.457	195.980	193.845
25-29	186.826	185.331	183.819	182.586	181.657	181.062	180.383	179.495	178.399	177.495	176.752
30-34	178.385	177.827	177.194	176.117	174.643	172.481	170.749	169.005	167.522	166.332	165.472
35-39	174.364	176.351	177.751	178.828	179.350	179.761	178.935	178.039	176.695	174.968	172.567
40-44	159.436	162.898	166.078	168.886	171.221	173.000	174.754	175.926	176.768	177.073	177.277
45-49	139.493	143.262	147.154	151.049	154.790	158.251	161.540	164.545	167.172	169.333	170.952
50-54	112.201	116.523	120.430	124.094	127.747	131.551	134.979	138.512	142.031	145.402	148.511
55-59	82.287	86.323	90.584	94.870	98.934	102.607	106.499	110.004	113.277	116.533	119.925
60-64	61.516	64.062	66.977	70.227	73.777	77.578	81.363	85.358	89.370	93.164	96.586
65-69	46.188	47.505	48.847	50.342	52.134	54.306	56.582	59.168	62.040	65.178	68.547
70-74	33.732	34.843	35.986	37.130	38.239	39.306	40.485	41.682	43.003	44.566	46.443
75+	38.639	39.988	41.417	42.939	44.545	46.226	48.040	49.902	51.786	53.668	55.543
JUMLAH	2.358.418	2.376.495	2.393.191	2.408.417	2.422.113	2.434.221	2.444.616	2.453.498	2.460.693	2.466.272	2.470.219

Tabel II.3.1  
 PROYEKSI PENDUDUK  
 MENURUT JENIS KELAMIN DAN KELOMPOK UMUR  
 TAHUN 2010 - 2020

CIANJUR

LAKI-LAKI

KELOMPOK UMUR	2010	2011	2012	2013	2014	2015	2016	2017	2018	2019	2020
(1)	(2)	(3)	(4)	(5)	(6)	(7)	(8)	(9)	(10)	(11)	(12)
0-4	113.745	113.531	113.189	112.681	111.997	110.683	109.074	107.399	105.678	103.904	102.123
5-9	114.680	113.752	112.790	112.019	111.331	111.072	110.775	110.345	109.766	108.998	107.666
10-14	118.741	117.734	116.597	115.297	114.099	113.059	112.031	110.956	110.085	109.274	108.931
15-19	108.093	108.080	108.090	107.887	107.353	106.415	105.324	104.101	102.746	101.466	100.374
20-24	97.323	96.953	96.397	95.742	95.199	94.768	94.535	94.308	93.899	93.178	92.146
25-29	88.703	88.019	87.368	86.810	86.401	86.002	85.541	84.910	84.208	83.593	83.115
30-34	84.650	84.102	83.564	82.848	82.075	81.050	80.272	79.516	78.854	78.314	77.827
35-39	84.884	85.601	85.999	86.226	86.112	85.982	85.297	84.614	83.763	82.836	81.698
40-44	74.561	76.061	77.392	78.509	79.390	79.975	80.554	80.817	80.930	80.704	80.502
45-49	67.740	69.425	71.213	73.021	74.758	76.307	77.785	79.076	80.154	80.971	81.525
50-54	55.144	56.884	58.464	59.971	61.533	63.204	64.726	66.336	67.964	69.502	70.900
55-59	41.975	44.025	45.988	47.835	49.562	51.147	52.745	54.184	55.558	56.963	58.493
60-64	28.409	29.659	31.218	32.955	34.718	36.378	38.160	39.857	41.457	42.940	44.310
65-69	20.701	21.329	21.897	22.538	23.417	24.618	25.728	27.097	28.621	30.155	31.615
70-74	14.363	14.844	15.365	15.891	16.380	16.812	17.359	17.849	18.402	19.143	20.153
75+	14.804	15.313	15.862	16.439	17.057	17.705	18.412	19.155	19.912	20.645	21.352
JUMLAH	1.128.516	1.135.312	1.141.393	1.146.669	1.151.382	1.155.177	1.158.318	1.160.520	1.161.997	1.162.586	1.162.730

Tabel II.3.2  
 PROYEKSI PENDUDUK  
 MENURUT JENIS KELAMIN DAN KELOMPOK UMUR  
 TAHUN 2010 - 2020

CIANJUR											PEREMPUAN
KELOMPOK UMUR	2010	2011	2012	2013	2014	2015	2016	2017	2018	2019	2020
(1)	(2)	(3)	(4)	(5)	(6)	(7)	(8)	(9)	(10)	(11)	(12)
0-4	107.573	107.800	107.785	107.732	107.393	106.555	104.966	103.351	101.675	99.965	98.222
5-9	108.695	107.659	106.697	105.746	104.955	104.507	104.611	104.493	104.339	103.917	103.018
10-14	113.543	112.414	111.297	110.097	108.886	107.713	106.561	105.497	104.434	103.544	103.000
15-19	97.935	97.894	97.720	97.303	96.611	95.625	94.459	93.317	92.093	90.870	89.691
20-24	87.295	87.097	86.853	86.491	86.210	85.961	85.719	85.369	84.795	83.989	82.926
25-29	81.445	80.575	79.661	78.907	78.293	77.970	77.648	77.308	76.853	76.478	76.139
30-34	80.211	80.056	79.823	79.361	78.599	77.458	76.483	75.479	74.623	73.907	73.466
35-39	79.298	80.265	80.991	81.581	82.003	82.329	82.071	81.744	81.169	80.307	79.055
40-44	70.168	71.642	73.023	74.273	75.338	76.182	77.027	77.656	78.138	78.466	78.703
45-49	62.481	64.163	65.850	67.505	69.094	70.594	72.017	73.355	74.551	75.566	76.359
50-54	49.899	52.080	54.026	55.808	57.525	59.263	60.803	62.345	63.849	65.296	66.650
55-59	36.145	37.831	39.811	41.920	43.938	45.715	47.690	49.448	51.046	52.587	54.144
60-64	27.686	28.691	29.717	30.863	32.254	33.965	35.542	37.383	39.328	41.187	42.823
65-69	21.330	21.851	22.452	23.116	23.810	24.523	25.421	26.333	27.346	28.580	30.095
70-74	16.296	16.789	17.269	17.739	18.217	18.712	19.193	19.745	20.342	20.968	21.608
75+	18.278	18.884	19.521	20.202	20.910	21.655	22.448	23.246	24.042	24.859	25.699
JUMLAH	1.058.278	1.065.691	1.072.496	1.078.644	1.084.036	1.088.727	1.092.659	1.096.069	1.098.623	1.100.486	1.101.598

Tabel II.3.3  
 PROYEKSI PENDUDUK  
 MENURUT JENIS KELAMIN DAN KELOMPOK UMUR  
 TAHUN 2010 - 2020

CIANJUR

LAKI-LAKI + PEREMPUAN

KELOMPOK UMUR	2010	2011	2012	2013	2014	2015	2016	2017	2018	2019	2020
(1)	(2)	(3)	(4)	(5)	(6)	(7)	(8)	(9)	(10)	(11)	(12)
0-4	221.318	221.331	220.974	220.413	219.390	217.238	214.040	210.750	207.353	203.869	200.345
5-9	223.505	221.411	219.487	217.765	216.286	215.579	215.386	214.838	214.105	212.915	210.684
10-14	232.284	230.148	227.894	225.394	222.985	220.772	218.592	216.453	214.519	212.818	211.931
15-19	206.028	205.974	205.810	205.190	203.964	202.040	199.783	197.418	194.839	192.336	190.065
20-24	184.618	184.050	183.250	182.233	181.409	180.729	180.254	179.677	178.694	177.167	175.072
25-29	170.148	168.594	167.029	165.717	164.694	163.972	163.189	162.218	161.061	160.071	159.254
30-34	164.861	164.158	163.387	162.209	160.674	158.508	156.755	154.995	153.477	152.221	151.293
35-39	164.182	165.866	166.990	167.807	168.115	168.311	167.368	166.358	164.932	163.143	160.753
40-44	144.729	147.703	150.415	152.782	154.728	156.157	157.581	158.473	159.068	159.170	159.205
45-49	130.221	133.588	137.063	140.526	143.852	146.901	149.802	152.431	154.705	156.537	157.884
50-54	105.043	108.964	112.490	115.779	119.058	122.467	125.529	128.681	131.813	134.798	137.550
55-59	78.120	81.856	85.799	89.755	93.500	96.862	100.435	103.632	106.604	109.550	112.637
60-64	56.095	58.350	60.935	63.818	66.972	70.343	73.702	77.240	80.785	84.127	87.133
65-69	42.031	43.180	44.349	45.654	47.227	49.141	51.149	53.430	55.967	58.735	61.710
70-74	30.659	31.633	32.634	33.630	34.597	35.524	36.552	37.594	38.744	40.111	41.761
75+	33.082	34.197	35.383	36.641	37.967	39.360	40.860	42.401	43.954	45.504	47.051
JUMLAH	2.186.924	2.201.003	2.213.889	2.225.313	2.235.418	2.243.904	2.250.977	2.256.589	2.260.620	2.263.072	2.264.328



Tabel II.4.1  
PROYEKSI PENDUDUK  
MENURUT JENIS KELAMIN DAN KELOMPOK UMUR  
TAHUN 2010 - 2020

BANDUNG

LAKI-LAKI

KELOMPOK UMUR	2010	2011	2012	2013	2014	2015	2016	2017	2018	2019	2020
(1)	(2)	(3)	(4)	(5)	(6)	(7)	(8)	(9)	(10)	(11)	(12)
0-4	173.229	175.622	177.854	179.855	181.570	182.290	182.490	182.543	182.484	182.280	181.970
5-9	169.709	170.981	172.208	173.735	175.380	177.748	180.083	182.235	184.176	185.803	186.415
10-14	158.760	159.888	160.839	161.560	162.395	163.468	164.550	165.563	166.886	168.297	170.406
15-19	152.071	154.441	156.890	159.072	160.770	161.898	162.777	163.447	163.895	164.431	165.219
20-24	144.193	145.902	147.350	148.662	150.141	151.833	153.864	155.935	157.737	159.023	159.732
25-29	146.041	147.195	148.411	149.793	151.427	153.122	154.713	156.016	157.199	158.538	160.105
30-34	146.705	148.045	149.417	150.480	151.417	151.899	152.826	153.792	154.948	156.342	157.806
35-39	129.704	132.857	135.577	138.084	140.067	142.075	143.180	144.294	145.123	145.807	146.061
40-44	109.308	113.260	117.059	120.624	123.889	126.787	129.729	132.225	134.524	136.288	138.079
45-49	87.995	91.599	95.441	99.410	103.369	107.191	110.998	114.637	118.056	121.159	123.903
50-54	69.000	72.294	75.475	78.644	81.958	85.522	88.971	92.633	96.423	100.176	103.795
55-59	52.180	55.590	58.984	62.323	65.586	68.757	72.030	75.171	78.309	81.570	85.075
60-64	33.432	35.454	37.905	40.647	43.491	46.295	49.333	52.347	55.320	58.208	61.010
65-69	24.775	25.926	27.036	28.267	29.832	31.859	33.826	36.191	38.836	41.569	44.266
70-74	16.573	17.398	18.294	19.217	20.120	20.979	22.003	22.986	24.076	25.445	27.207
75+	16.347	17.177	18.070	19.022	20.048	21.144	22.335	23.600	24.925	26.253	27.582
JUMLAH	1.630.022	1.663.629	1.696.810	1.729.395	1.761.460	1.792.867	1.823.708	1.853.615	1.882.917	1.911.189	1.938.631

Tabel II.4.2  
 PROYEKSI PENDUDUK  
 MENURUT JENIS KELAMIN DAN KELOMPOK UMUR  
 TAHUN 2010 - 2020

BANDUNG											PEREMPUAN
KELOMPOK UMUR	2010	2011	2012	2013	2014	2015	2016	2017	2018	2019	2020
(1)	(2)	(3)	(4)	(5)	(6)	(7)	(8)	(9)	(10)	(11)	(12)
0-4	163.556	166.489	169.083	171.661	173.846	175.248	175.395	175.443	175.371	175.188	174.884
5-9	162.729	163.726	164.814	165.920	167.302	169.256	172.132	174.672	177.204	179.316	180.600
10-14	153.229	154.101	154.973	155.714	156.450	157.247	158.054	158.963	159.889	161.071	162.781
15-19	147.944	150.218	152.323	154.071	155.425	156.308	156.885	157.452	157.882	158.291	158.741
20-24	138.523	140.380	142.180	143.802	145.603	147.497	149.433	151.199	152.608	153.590	154.077
25-29	143.716	144.438	145.065	145.973	147.160	148.894	150.648	152.354	153.871	155.567	157.341
30-34	144.528	146.512	148.378	149.826	150.757	150.948	151.445	151.844	152.534	153.505	155.027
35-39	124.804	128.309	131.504	134.536	137.372	140.115	141.898	143.567	144.838	145.596	145.623
40-44	102.410	106.211	109.963	113.608	117.075	120.281	123.563	126.551	129.380	132.007	134.526
45-49	82.870	86.445	90.108	93.831	97.573	101.281	104.977	108.622	112.159	115.508	118.580
50-54	63.356	67.166	70.766	74.247	77.748	81.376	84.825	88.359	91.940	95.534	99.075
55-59	48.064	51.105	54.610	58.385	62.144	65.675	69.582	73.273	76.836	80.413	84.107
60-64	32.552	34.265	36.050	38.028	40.377	43.198	45.926	49.075	52.454	55.817	58.962
65-69	26.566	27.648	28.857	30.176	31.581	33.059	34.821	36.659	38.694	41.096	43.965
70-74	17.951	18.783	19.621	20.472	21.355	22.286	23.221	24.268	25.403	26.598	27.838
75+	22.301	23.403	24.579	25.830	27.165	28.578	30.110	31.685	33.311	34.993	36.747
JUMLAH	1.575.099	1.609.199	1.642.874	1.676.080	1.708.933	1.741.247	1.772.915	1.803.986	1.834.374	1.864.090	1.892.874

Tabel II.4.3  
PROYEKSI PENDUDUK  
MENURUT JENIS KELAMIN DAN KELOMPOK UMUR  
TAHUN 2010 - 2020

BANDUNG											LAKI-LAKI + PEREMPUAN
KELOMPOK UMUR	2010	2011	2012	2013	2014	2015	2016	2017	2018	2019	2020
(1)	(2)	(3)	(4)	(5)	(6)	(7)	(8)	(9)	(10)	(11)	(12)
0-4	336.785	342.111	346.937	351.516	355.416	357.538	357.885	357.986	357.855	357.468	356.854
5-9	332.438	334.707	337.022	339.655	342.682	347.004	352.215	356.907	361.380	365.119	367.015
10-14	311.989	313.989	315.812	317.274	318.845	320.715	322.604	324.526	326.775	329.368	333.187
15-19	300.015	304.659	309.213	313.143	316.195	318.206	319.662	320.899	321.777	322.722	323.960
20-24	282.716	286.282	289.530	292.464	295.744	299.330	303.297	307.134	310.345	312.613	313.809
25-29	289.757	291.633	293.476	295.766	298.587	302.016	305.361	308.370	311.070	314.105	317.446
30-34	291.233	294.557	297.795	300.306	302.174	302.847	304.271	305.636	307.482	309.847	312.833
35-39	254.508	261.166	267.081	272.620	277.439	282.190	285.078	287.861	289.961	291.403	291.684
40-44	211.718	219.471	227.022	234.232	240.964	247.068	253.292	258.776	263.904	268.295	272.605
45-49	170.865	178.044	185.549	193.241	200.942	208.472	215.975	223.259	230.215	236.667	242.483
50-54	132.356	139.460	146.241	152.891	159.706	166.898	173.796	180.992	188.363	195.710	202.870
55-59	100.244	106.695	113.594	120.708	127.730	134.432	141.612	148.444	155.145	161.983	169.182
60-64	65.984	69.719	73.955	78.675	83.868	89.493	95.259	101.422	107.774	114.025	119.972
65-69	51.341	53.574	55.893	58.443	61.413	64.918	68.647	72.850	77.530	82.665	88.231
70-74	34.524	36.181	37.915	39.689	41.475	43.265	45.224	47.254	49.479	52.043	55.045
75+	38.648	40.580	42.649	44.852	47.213	49.722	52.445	55.285	58.236	61.246	64.329
<b>JUMLAH</b>	<b>3.205.121</b>	<b>3.272.828</b>	<b>3.339.684</b>	<b>3.405.475</b>	<b>3.470.393</b>	<b>3.534.114</b>	<b>3.596.623</b>	<b>3.657.601</b>	<b>3.717.291</b>	<b>3.775.279</b>	<b>3.831.505</b>

Tabel II.5.1  
PROYEKSI PENDUDUK  
MENURUT JENIS KELAMIN DAN KELOMPOK UMUR  
TAHUN 2010 - 2020

GARUT											LAKI-LAKI
KELOMPOK UMUR	2010	2011	2012	2013	2014	2015	2016	2017	2018	2019	2020
(1)	(2)	(3)	(4)	(5)	(6)	(7)	(8)	(9)	(10)	(11)	(12)
0-4	133.466	133.993	134.362	134.523	134.448	133.630	132.411	131.109	129.715	128.237	126.687
5-9	136.259	135.945	135.575	135.418	135.334	135.788	136.168	136.400	136.433	136.219	135.248
10-14	139.683	139.309	138.759	137.997	137.321	136.846	136.345	135.796	135.471	135.209	135.479
15-19	118.790	119.469	120.171	120.630	120.701	120.330	119.749	119.024	118.119	117.285	116.622
20-24	99.447	99.649	99.648	99.536	99.522	99.636	99.938	100.258	100.371	100.146	99.549
25-29	95.988	95.804	95.646	95.578	95.655	95.757	95.764	95.594	95.325	95.148	95.091
30-34	91.821	91.757	91.697	91.432	91.081	90.455	90.079	89.731	89.473	89.348	89.249
35-39	87.606	88.863	89.791	90.543	90.924	91.305	91.075	90.854	90.435	89.925	89.146
40-44	75.157	77.115	78.919	80.514	81.869	82.944	84.003	84.751	85.337	85.564	85.788
45-49	66.136	68.175	70.336	72.535	74.669	76.653	78.565	80.318	81.862	83.150	84.149
50-54	52.602	54.579	56.419	58.204	60.050	62.033	63.877	65.832	67.819	69.734	71.501
55-59	39.647	41.826	43.944	45.971	47.895	49.708	51.541	53.246	54.897	56.593	58.411
60-64	30.647	32.182	34.071	36.173	38.317	40.379	42.589	44.733	46.787	48.722	50.536
65-69	22.991	23.826	24.602	25.466	26.607	28.131	29.561	31.309	33.252	35.225	37.120
70-74	16.645	17.302	18.014	18.734	19.420	20.046	20.810	21.520	22.309	23.334	24.692
75+	17.207	17.903	18.653	19.443	20.285	21.176	22.141	23.163	24.210	25.240	26.238
JUMLAH	1.224.092	1.237.697	1.250.607	1.262.697	1.274.098	1.284.817	1.294.616	1.303.638	1.311.815	1.319.079	1.325.506

Tabel II.5.2  
 PROYEKSI PENDUDUK  
 MENURUT JENIS KELAMIN DAN KELOMPOK UMUR  
 TAHUN 2010 - 2020

GARUT											PEREMPUAN
KELOMPOK UMUR	2010	2011	2012	2013	2014	2015	2016	2017	2018	2019	2020
(1)	(2)	(3)	(4)	(5)	(6)	(7)	(8)	(9)	(10)	(11)	(12)
0-4	126.700	127.690	128.381	129.037	129.339	129.046	127.823	126.534	125.152	123.710	122.195
5-9	130.522	130.016	129.571	129.139	128.879	129.049	129.888	130.440	130.937	131.114	130.660
10-14	134.331	133.754	133.164	132.466	131.731	131.043	130.357	129.746	129.130	128.722	128.718
15-19	114.016	114.618	115.058	115.218	115.036	114.505	113.739	112.969	112.086	111.199	110.338
20-24	98.386	98.713	98.972	99.101	99.309	99.570	99.838	99.975	99.848	99.442	98.705
25-29	94.678	94.213	93.674	93.320	93.113	93.246	93.372	93.452	93.391	93.430	93.498
30-34	89.308	89.641	89.876	89.849	89.481	88.676	88.049	87.365	86.838	86.474	86.408
35-39	85.054	86.572	87.838	88.965	89.910	90.762	90.968	91.087	90.924	90.442	89.505
40-44	74.177	76.166	78.063	79.843	81.427	82.794	84.166	85.300	86.279	87.096	87.809
45-49	64.291	66.397	68.519	70.636	72.702	74.691	76.618	78.458	80.155	81.678	82.963
50-54	51.234	53.755	56.054	58.213	60.326	62.490	64.462	66.452	68.420	70.351	72.188
55-59	38.628	40.666	43.014	45.510	47.929	50.124	52.542	54.743	56.790	58.806	60.856
60-64	31.658	33.002	34.388	35.932	37.767	39.988	42.076	44.487	47.034	49.511	51.738
65-69	25.004	25.766	26.622	27.563	28.554	29.588	30.847	32.142	33.570	35.283	37.348
70-74	18.585	19.254	19.915	20.573	21.242	21.942	22.629	23.403	24.241	25.120	26.017
75+	21.662	22.510	23.398	24.348	25.343	26.392	27.515	28.648	29.789	30.968	32.185
<b>JUMLAH</b>	<b>1.198.234</b>	<b>1.212.733</b>	<b>1.226.507</b>	<b>1.239.713</b>	<b>1.252.088</b>	<b>1.263.906</b>	<b>1.274.889</b>	<b>1.285.201</b>	<b>1.294.584</b>	<b>1.303.346</b>	<b>1.311.131</b>

Tabel II.5.3  
PROYEKSI PENDUDUK  
MENURUT JENIS KELAMIN DAN KELOMPOK UMUR  
TAHUN 2010 - 2020

GARUT											LAKI-LAKI + PEREMPUAN
KELOMPOK UMUR	2010	2011	2012	2013	2014	2015	2016	2017	2018	2019	2020
(1)	(2)	(3)	(4)	(5)	(6)	(7)	(8)	(9)	(10)	(11)	(12)
0-4	260.166	261.683	262.743	263.560	263.787	262.676	260.234	257.643	254.867	251.947	248.882
5-9	266.781	265.961	265.146	264.557	264.213	264.837	266.056	266.840	267.370	267.333	265.908
10-14	274.014	273.063	271.923	270.463	269.052	267.889	266.702	265.542	264.601	263.931	264.197
15-19	232.806	234.087	235.229	235.848	235.737	234.835	233.488	231.993	230.205	228.484	226.960
20-24	197.833	198.362	198.620	198.637	198.831	199.206	199.776	200.233	200.219	199.588	198.254
25-29	190.666	190.017	189.320	188.898	188.768	189.003	189.136	189.046	188.716	188.578	188.589
30-34	181.129	181.398	181.573	181.281	180.562	179.131	178.128	177.096	176.311	175.822	175.657
35-39	172.660	175.435	177.629	179.508	180.834	182.067	182.043	181.941	181.359	180.367	178.651
40-44	149.334	153.281	156.982	160.357	163.296	165.738	168.169	170.051	171.616	172.660	173.597
45-49	130.427	134.572	138.855	143.171	147.371	151.344	155.183	158.776	162.017	164.828	167.112
50-54	103.836	108.334	112.473	116.417	120.376	124.523	128.339	132.284	136.239	140.085	143.689
55-59	78.275	82.492	86.958	91.481	95.824	99.832	104.083	107.989	111.687	115.399	119.267
60-64	62.305	65.184	68.459	72.105	76.084	80.367	84.665	89.220	93.821	98.233	102.274
65-69	47.995	49.592	51.224	53.029	55.161	57.719	60.408	63.451	66.822	70.508	74.468
70-74	35.230	36.556	37.929	39.307	40.662	41.988	43.439	44.923	46.550	48.454	50.709
75+	38.869	40.413	42.051	43.791	45.628	47.568	49.656	51.811	53.999	56.208	58.423
JUMLAH	2.422.326	2.450.430	2.477.114	2.502.410	2.526.186	2.548.723	2.569.505	2.588.839	2.606.399	2.622.425	2.636.637

Tabel II.6.1  
PROYEKSI PENDUDUK  
MENURUT JENIS KELAMIN DAN KELOMPOK UMUR  
TAHUN 2010 - 2020

TASIKMALAYA

LAKI-LAKI

KELOMPOK UMUR	2010	2011	2012	2013	2014	2015	2016	2017	2018	2019	2020
(1)	(2)	(3)	(4)	(5)	(6)	(7)	(8)	(9)	(10)	(11)	(12)
0-4	80.231	79.982	79.632	79.168	78.563	77.522	76.273	74.980	73.661	72.312	70.938
5-9	84.277	83.491	82.672	81.998	81.365	81.050	80.703	80.260	79.713	79.034	77.918
10-14	88.533	87.674	86.706	85.625	84.602	83.703	82.808	81.880	81.109	80.387	79.984
15-19	73.689	73.588	73.494	73.258	72.779	72.034	71.182	70.240	69.216	68.248	67.387
20-24	56.457	56.172	55.772	55.319	54.918	54.585	54.365	54.147	53.827	53.330	52.641
25-29	57.284	56.770	56.274	55.840	55.486	55.147	54.764	54.272	53.739	53.263	52.857
30-34	58.499	58.048	57.597	57.027	56.406	55.614	54.993	54.386	53.849	53.397	52.964
35-39	63.308	63.767	63.974	64.057	63.869	63.674	63.067	62.462	61.735	60.959	60.007
40-44	61.600	62.762	63.773	64.606	65.226	65.608	65.977	66.084	66.072	65.789	65.496
45-49	57.126	58.471	59.897	61.334	62.690	63.894	65.026	66.000	66.794	67.372	67.703
50-54	44.759	46.117	47.334	48.487	49.669	50.940	52.085	53.293	54.516	55.662	56.674
55-59	33.743	35.347	36.873	38.303	39.622	40.825	42.033	43.110	44.135	45.181	46.306
60-64	27.805	28.993	30.476	32.129	33.793	35.354	37.025	38.611	40.098	41.466	42.709
65-69	21.045	21.658	22.203	22.824	23.676	24.852	25.932	27.266	28.755	30.248	31.653
70-74	15.059	15.544	16.068	16.595	17.079	17.503	18.042	18.523	19.065	19.804	20.808
75+	15.586	16.099	16.651	17.241	17.858	18.508	19.213	19.957	20.711	21.442	22.135
JUMLAH	839.001	844.483	849.396	853.811	857.601	860.813	863.488	865.471	866.995	867.894	868.180

Tabel II.6.2  
PROYEKSI PENDUDUK  
MENURUT JENIS KELAMIN DAN KELOMPOK UMUR  
TAHUN 2010 - 2020

TASIKMALAYA

PEREMPUAN

KELOMPOK UMUR	2010	2011	2012	2013	2014	2015	2016	2017	2018	2019	2020
(1)	(2)	(3)	(4)	(5)	(6)	(7)	(8)	(9)	(10)	(11)	(12)
0-4	76.062	76.128	76.029	75.889	75.543	74.852	73.631	72.380	71.097	69.793	68.466
5-9	80.691	79.826	79.021	78.212	77.518	77.083	77.049	76.838	76.602	76.174	75.392
10-14	84.426	83.485	82.562	81.562	80.550	79.572	78.610	77.700	76.798	76.026	75.503
15-19	72.197	72.081	71.875	71.479	70.878	70.061	69.113	68.171	67.172	66.180	65.219
20-24	60.882	60.662	60.408	60.061	59.768	59.503	59.252	58.925	58.450	57.815	56.998
25-29	63.002	62.272	61.512	60.865	60.324	59.986	59.649	59.275	58.821	58.434	58.074
30-34	62.586	62.374	62.108	61.654	60.978	60.018	59.188	58.330	57.586	56.958	56.524
35-39	67.571	68.291	68.813	69.201	69.432	69.588	69.248	68.844	68.240	67.408	66.257
40-44	61.697	62.915	64.050	65.055	65.887	66.524	67.159	67.591	67.893	68.054	68.142
45-49	55.126	56.541	57.956	59.338	60.650	61.878	63.036	64.101	65.038	65.817	66.396
50-54	43.276	45.093	46.708	48.175	49.581	51.003	52.250	53.488	54.694	55.847	56.912
55-59	33.162	34.674	36.428	38.275	40.030	41.571	43.273	44.771	46.124	47.428	48.745
60-64	28.447	29.449	30.478	31.624	33.008	34.709	36.272	38.081	39.989	41.803	43.387
65-69	22.425	22.944	23.551	24.212	24.906	25.626	26.529	27.447	28.465	29.708	31.231
70-74	16.724	17.207	17.678	18.135	18.596	19.074	19.536	20.063	20.640	21.237	21.848
75+	20.501	21.158	21.853	22.575	23.337	24.137	24.993	25.842	26.691	27.552	28.436
JUMLAH	848.775	855.100	861.030	866.312	870.986	875.185	878.788	881.847	884.300	886.234	887.530



Tabel II.6.3  
PROYEKSI PENDUDUK  
MENURUT JENIS KELAMIN DAN KELOMPOK UMUR  
TAHUN 2010 - 2020

TASIKMALAYA

LAKI-LAKI + PEREMPUAN

KELOMPOK UMUR	2010	2011	2012	2013	2014	2015	2016	2017	2018	2019	2020
(1)	(2)	(3)	(4)	(5)	(6)	(7)	(8)	(9)	(10)	(11)	(12)
0-4	156.293	156.110	155.661	155.057	154.106	152.374	149.904	147.360	144.758	142.105	139.404
5-9	164.968	163.317	161.693	160.210	158.883	158.133	157.752	157.098	156.315	155.208	153.310
10-14	172.959	171.159	169.268	167.187	165.152	163.275	161.418	159.580	157.907	156.413	155.487
15-19	145.886	145.669	145.369	144.737	143.657	142.095	140.295	138.411	136.388	134.428	132.606
20-24	117.339	116.834	116.180	115.380	114.686	114.088	113.617	113.072	112.277	111.145	109.639
25-29	120.286	119.042	117.786	116.705	115.810	115.133	114.413	113.547	112.560	111.697	110.931
30-34	121.085	120.422	119.705	118.681	117.384	115.632	114.181	112.716	111.435	110.355	109.488
35-39	130.879	132.058	132.787	133.258	133.301	133.262	132.315	131.306	129.975	128.367	126.264
40-44	123.297	125.677	127.823	129.661	131.113	132.132	133.136	133.675	133.965	133.843	133.638
45-49	112.252	115.012	117.853	120.672	123.340	125.772	128.062	130.101	131.832	133.189	134.099
50-54	88.035	91.210	94.042	96.662	99.250	101.943	104.335	106.781	109.210	111.509	113.586
55-59	66.905	70.021	73.301	76.578	79.652	82.396	85.306	87.881	90.259	92.609	95.051
60-64	56.252	58.442	60.954	63.753	66.801	70.063	73.297	76.692	80.087	83.269	86.096
65-69	43.470	44.602	45.754	47.036	48.582	50.478	52.461	54.713	57.220	59.956	62.884
70-74	31.783	32.751	33.746	34.730	35.675	36.577	37.578	38.586	39.705	41.041	42.656
75+	36.087	37.257	38.504	39.816	41.195	42.645	44.206	45.799	47.402	48.994	50.571
JUMLAH	1.687.776	1.699.583	1.710.426	1.720.123	1.728.587	1.735.998	1.742.276	1.747.318	1.751.295	1.754.128	1.755.710

Tabel II.7.1  
 PROYEKSI PENDUDUK  
 MENURUT JENIS KELAMIN DAN KELOMPOK UMUR  
 TAHUN 2010 - 2020

CIAMIS

LAKI-LAKI

KELOMPOK UMUR	2010	2011	2012	2013	2014	2015	2016	2017	2018	2019	2020
(1)	(2)	(3)	(4)	(5)	(6)	(7)	(8)	(9)	(10)	(11)	(12)
0-4	48.884	48.595	48.284	47.943	47.534	46.890	46.158	45.426	44.692	43.971	43.257
5-9	50.654	50.041	49.450	48.986	48.564	48.360	48.177	47.966	47.710	47.406	46.870
10-14	53.673	53.002	52.312	51.595	50.933	50.375	49.862	49.358	48.965	48.636	48.529
15-19	46.979	46.784	46.630	46.421	46.077	45.589	45.073	44.528	43.942	43.424	42.995
20-24	36.369	36.085	35.756	35.421	35.133	34.908	34.784	34.684	34.530	34.286	33.939
25-29	36.161	35.737	35.353	35.037	34.783	34.558	34.336	34.067	33.781	33.557	33.395
30-34	38.035	37.638	37.271	36.854	36.420	35.898	35.514	35.163	34.866	34.650	34.467
35-39	39.670	39.844	39.894	39.895	39.743	39.608	39.251	38.918	38.521	38.120	37.632
40-44	40.140	40.782	41.356	41.843	42.207	42.440	42.700	42.818	42.874	42.782	42.714
45-49	39.204	40.015	40.908	41.838	42.725	43.531	44.326	45.040	45.647	46.143	46.501
50-54	35.823	36.806	37.701	38.572	39.476	40.474	41.404	42.412	43.447	44.460	45.394
55-59	30.543	31.906	33.216	34.461	35.616	36.685	37.791	38.802	39.781	40.814	41.949
60-64	22.894	23.805	24.973	26.294	27.630	28.897	30.280	31.611	32.877	34.073	35.193
65-69	18.412	18.894	19.332	19.846	20.569	21.584	22.531	23.719	25.052	26.411	27.713
70-74	11.917	12.267	12.654	13.052	13.421	13.749	14.180	14.575	15.024	15.640	16.479
75+	11.942	12.302	12.695	13.126	13.589	14.078	14.619	15.201	15.803	16.394	16.973
JUMLAH	561.300	564.503	567.785	571.184	574.420	577.624	580.986	584.288	587.512	590.767	594.000

Tabel II.7.2  
 PROYEKSI PENDUDUK  
 MENURUT JENIS KELAMIN DAN KELOMPOK UMUR  
 TAHUN 2010 - 2020

CIAMIS											PEREMPUAN
KELOMPOK UMUR	2010	2011	2012	2013	2014	2015	2016	2017	2018	2019	2020
(1)	(2)	(3)	(4)	(5)	(6)	(7)	(8)	(9)	(10)	(11)	(12)
0-4	45.688	45.548	45.321	45.107	44.807	44.328	43.559	42.798	42.054	41.309	40.575
5-9	48.041	47.335	46.683	46.068	45.564	45.236	45.171	45.025	44.903	44.685	44.284
10-14	51.547	50.770	50.023	49.271	48.559	47.895	47.267	46.696	46.170	45.736	45.478
15-19	46.144	45.886	45.587	45.204	44.729	44.147	43.506	42.888	42.278	41.680	41.129
20-24	37.319	37.037	36.751	36.437	36.187	35.975	35.788	35.572	35.296	34.938	34.489
25-29	39.115	38.507	37.900	37.394	36.987	36.726	36.484	36.240	35.979	35.769	35.598
30-34	40.241	39.944	39.630	39.232	38.723	38.054	37.491	36.931	36.474	36.101	35.874
35-39	42.135	42.419	42.589	42.708	42.765	42.799	42.551	42.286	41.935	41.455	40.802
40-44	43.266	43.947	44.575	45.142	45.623	45.991	46.381	46.651	46.873	47.014	47.129
45-49	42.073	42.981	43.898	44.812	45.713	46.566	47.391	48.166	48.888	49.503	49.998
50-54	35.561	36.901	38.079	39.157	40.216	41.307	42.273	43.255	44.250	45.214	46.140
55-59	30.217	31.468	32.939	34.507	36.017	37.346	38.837	40.163	41.397	42.598	43.839
60-64	23.571	24.307	25.063	25.931	27.012	28.359	29.603	31.068	32.637	34.142	35.483
65-69	19.860	20.243	20.702	21.223	21.789	22.384	23.153	23.942	24.840	25.943	27.310
70-74	13.762	14.105	14.443	14.775	15.122	15.489	15.850	16.271	16.745	17.246	17.773
75+	15.884	16.329	16.814	17.319	17.869	18.456	19.098	19.741	20.398	21.076	21.784
JUMLAH	574.424	577.727	580.997	584.287	587.682	591.058	594.403	597.693	601.117	604.409	607.685

Tabel II.7.3  
 PROYEKSI PENDUDUK  
 MENURUT JENIS KELAMIN DAN KELOMPOK UMUR  
 TAHUN 2010 - 2020

CIAMIS											
											LAKI-LAKI + PEREMPUAN
KELOMPOK UMUR	2010	2011	2012	2013	2014	2015	2016	2017	2018	2019	2020
(1)	(2)	(3)	(4)	(5)	(6)	(7)	(8)	(9)	(10)	(11)	(12)
0-4	94.572	94.143	93.605	93.050	92.341	91.218	89.717	88.224	86.746	85.280	83.832
5-9	98.695	97.376	96.133	95.054	94.128	93.596	93.348	92.991	92.613	92.091	91.154
10-14	105.220	103.772	102.335	100.866	99.492	98.270	97.129	96.054	95.135	94.372	94.007
15-19	93.123	92.670	92.217	91.625	90.806	89.736	88.579	87.416	86.220	85.104	84.124
20-24	73.688	73.122	72.507	71.858	71.320	70.883	70.572	70.256	69.826	69.224	68.428
25-29	75.276	74.244	73.253	72.431	71.770	71.284	70.820	70.307	69.760	69.326	68.993
30-34	78.276	77.582	76.901	76.086	75.143	73.952	73.005	72.094	71.340	70.751	70.341
35-39	81.805	82.263	82.483	82.603	82.508	82.407	81.802	81.204	80.456	79.575	78.434
40-44	83.406	84.729	85.931	86.985	87.830	88.431	89.081	89.469	89.747	89.796	89.843
45-49	81.277	82.996	84.806	86.650	88.438	90.097	91.717	93.206	94.535	95.646	96.499
50-54	71.384	73.707	75.780	77.729	79.692	81.781	83.677	85.667	87.697	89.674	91.534
55-59	60.760	63.374	66.155	68.968	71.633	74.031	76.628	78.965	81.178	83.412	85.788
60-64	46.465	48.112	50.036	52.225	54.642	57.256	59.883	62.679	65.514	68.215	70.676
65-69	38.272	39.137	40.034	41.069	42.358	43.968	45.684	47.661	49.892	52.354	55.023
70-74	25.679	26.372	27.097	27.827	28.543	29.238	30.030	30.846	31.769	32.886	34.252
75+	27.826	28.631	29.509	30.445	31.458	32.534	33.717	34.942	36.201	37.470	38.757
JUMLAH	1.135.724	1.142.230	1.148.782	1.155.471	1.162.102	1.168.682	1.175.389	1.181.981	1.188.629	1.195.176	1.201.685

Tabel II.8.1  
 PROYEKSI PENDUDUK  
 MENURUT JENIS KELAMIN DAN KELOMPOK UMUR  
 TAHUN 2010 - 2020

KUNINGAN

LAKI-LAKI

KELOMPOK UMUR	2010	2011	2012	2013	2014	2015	2016	2017	2018	2019	2020
(1)	(2)	(3)	(4)	(5)	(6)	(7)	(8)	(9)	(10)	(11)	(12)
0-4	48.712	48.530	48.332	48.097	47.801	47.266	46.644	46.020	45.384	44.765	44.148
5-9	47.387	46.919	46.469	46.136	45.848	45.766	45.707	45.621	45.484	45.312	44.910
10-14	50.154	49.637	49.103	48.538	48.030	47.616	47.251	46.891	46.628	46.434	46.444
15-19	45.316	45.227	45.183	45.081	44.853	44.485	44.091	43.667	43.195	42.795	42.480
20-24	37.200	36.989	36.736	36.473	36.262	36.119	36.081	36.067	35.990	35.830	35.553
25-29	38.599	38.231	37.906	37.651	37.469	37.317	37.167	36.968	36.747	36.595	36.509
30-34	39.817	39.486	39.190	38.840	38.474	38.013	37.703	37.422	37.194	37.059	36.953
35-39	38.461	38.715	38.851	38.939	38.884	38.846	38.590	38.360	38.058	37.760	37.367
40-44	37.291	37.970	38.593	39.135	39.570	39.884	40.228	40.442	40.589	40.606	40.642
45-49	31.722	32.450	33.250	34.081	34.887	35.632	36.372	37.050	37.641	38.146	38.537
50-54	27.902	28.731	29.498	30.245	31.030	31.891	32.704	33.584	34.486	35.380	36.214
55-59	21.832	22.857	23.848	24.798	25.690	26.525	27.393	28.197	28.976	29.805	30.709
60-64	17.120	17.842	18.757	19.795	20.851	21.860	22.964	24.034	25.054	26.032	26.955
65-69	13.031	13.402	13.743	14.140	14.690	15.453	16.172	17.066	18.067	19.094	20.088
70-74	9.764	10.073	10.417	10.767	11.098	11.397	11.783	12.143	12.546	13.094	13.830
75+	10.484	10.824	11.199	11.603	12.036	12.505	13.023	13.574	14.142	14.708	15.263
JUMLAH	514.792	517.883	521.075	524.319	527.473	530.575	533.873	537.106	540.181	543.415	546.602

Tabel II.8.2  
 PROYEKSI PENDUDUK  
 MENURUT JENIS KELAMIN DAN KELOMPOK UMUR  
 TAHUN 2010 - 2020

KUNINGAN											PEREMPUAN
KELOMPOK UMUR	2010	2011	2012	2013	2014	2015	2016	2017	2018	2019	2020
(1)	(2)	(3)	(4)	(5)	(6)	(7)	(8)	(9)	(10)	(11)	(12)
0-4	45.212	45.174	45.042	44.919	44.712	44.335	43.664	42.990	42.332	41.667	41.013
5-9	44.562	44.003	43.490	43.002	42.618	42.403	42.437	42.390	42.366	42.243	41.953
10-14	47.481	46.867	46.275	45.672	45.101	44.585	44.094	43.654	43.252	42.931	42.780
15-19	41.822	41.678	41.489	41.217	40.864	40.419	39.914	39.429	38.947	38.472	38.036
20-24	35.789	35.599	35.401	35.170	35.002	34.873	34.767	34.627	34.430	34.141	33.772
25-29	39.155	38.627	38.094	37.654	37.315	37.134	36.974	36.807	36.618	36.481	36.383
30-34	40.216	40.011	39.785	39.463	39.031	38.440	37.952	37.459	37.072	36.763	36.610
35-39	38.532	38.879	39.122	39.313	39.451	39.577	39.439	39.279	39.039	38.669	38.140
40-44	36.713	37.374	37.988	38.549	39.044	39.450	39.878	40.201	40.487	40.702	40.894
45-49	32.116	32.882	33.653	34.423	35.184	35.921	36.638	37.318	37.956	38.516	38.986
50-54	27.133	28.221	29.187	30.076	30.951	31.861	32.682	33.512	34.354	35.173	35.969
55-59	21.989	22.950	24.075	25.269	26.424	27.461	28.619	29.657	30.632	31.586	32.576
60-64	17.687	18.277	18.891	19.583	20.439	21.508	22.501	23.663	24.912	26.115	27.197
65-69	14.693	15.012	15.384	15.806	16.265	16.752	17.369	18.007	18.731	19.607	20.681
70-74	11.747	12.067	12.381	12.697	13.021	13.369	13.712	14.105	14.550	15.020	15.517
75+	14.268	14.701	15.162	15.657	16.189	16.754	17.373	17.997	18.638	19.303	19.996
JUMLAH	509.115	512.322	515.419	518.470	521.611	524.842	528.013	531.095	534.316	537.389	540.503

Tabel II.8.3  
PROYEKSI PENDUDUK  
MENURUT JENIS KELAMIN DAN KELOMPOK UMUR  
TAHUN 2010 - 2020

KUNINGAN

LAKI-LAKI + PEREMPUAN

KELOMPOK UMUR	2010	2011	2012	2013	2014	2015	2016	2017	2018	2019	2020
(1)	(2)	(3)	(4)	(5)	(6)	(7)	(8)	(9)	(10)	(11)	(12)
0-4	93.924	93.704	93.374	93.016	92.513	91.601	90.308	89.010	87.716	86.432	85.161
5-9	91.949	90.922	89.959	89.138	88.466	88.169	88.144	88.011	87.850	87.555	86.863
10-14	97.635	96.504	95.378	94.210	93.131	92.201	91.345	90.545	89.880	89.365	89.224
15-19	87.138	86.905	86.672	86.298	85.717	84.904	84.005	83.096	82.142	81.267	80.516
20-24	72.989	72.588	72.137	71.643	71.264	70.992	70.848	70.694	70.420	69.971	69.325
25-29	77.754	76.858	76.000	75.305	74.784	74.451	74.141	73.775	73.365	73.076	72.892
30-34	80.033	79.497	78.975	78.303	77.505	76.453	75.655	74.881	74.266	73.822	73.563
35-39	76.993	77.594	77.973	78.252	78.335	78.423	78.029	77.639	77.097	76.429	75.507
40-44	74.004	75.344	76.581	77.684	78.614	79.334	80.106	80.643	81.076	81.308	81.536
45-49	63.838	65.332	66.903	68.504	70.071	71.553	73.010	74.368	75.597	76.662	77.523
50-54	55.035	56.952	58.685	60.321	61.981	63.752	65.386	67.096	68.840	70.553	72.183
55-59	43.821	45.807	47.923	50.067	52.114	53.986	56.012	57.854	59.608	61.391	63.285
60-64	34.807	36.119	37.648	39.378	41.290	43.368	45.465	47.697	49.966	52.147	54.152
65-69	27.724	28.414	29.127	29.946	30.955	32.205	33.541	35.073	36.798	38.701	40.769
70-74	21.511	22.140	22.798	23.464	24.119	24.766	25.495	26.248	27.096	28.114	29.347
75+	24.752	25.525	26.361	27.260	28.225	29.259	30.396	31.571	32.780	34.011	35.259
JUMLAH	1.023.907	1.030.205	1.036.494	1.042.789	1.049.084	1.055.417	1.061.886	1.068.201	1.074.497	1.080.804	1.087.105

Tabel II.9.1  
PROYEKSI PENDUDUK  
MENURUT JENIS KELAMIN DAN KELOMPOK UMUR  
TAHUN 2010 - 2020

CIREBON

LAKI-LAKI

KELOMPOK UMUR	2010	2011	2012	2013	2014	2015	2016	2017	2018	2019	2020
(1)	(2)	(3)	(4)	(5)	(6)	(7)	(8)	(9)	(10)	(11)	(12)
0-4	96.666	96.738	96.759	96.726	96.571	95.947	95.127	94.293	93.432	92.607	91.767
5-9	95.862	95.336	94.835	94.579	94.421	94.702	95.023	95.288	95.455	95.553	95.160
10-14	108.659	108.021	107.323	106.567	105.936	105.528	105.205	104.892	104.801	104.867	105.400
15-19	108.005	108.276	108.636	108.883	108.832	108.457	107.996	107.457	106.803	106.323	106.045
20-24	98.235	98.119	97.869	97.608	97.493	97.567	97.921	98.340	98.601	98.634	98.344
25-29	94.216	93.736	93.343	93.134	93.110	93.176	93.237	93.170	93.051	93.117	93.344
30-34	91.398	91.044	90.754	90.352	89.912	89.260	88.941	88.692	88.574	88.676	88.849
35-39	81.061	81.961	82.609	83.172	83.434	83.751	83.590	83.477	83.217	82.963	82.494
40-44	69.101	70.677	72.148	73.493	74.651	75.604	76.613	77.378	78.031	78.442	78.887
45-49	55.920	57.461	59.133	60.887	62.612	64.253	65.893	67.437	68.837	70.100	71.159
50-54	46.943	48.553	50.062	51.566	53.146	54.880	56.544	58.338	60.189	62.049	63.817
55-59	35.974	37.832	39.645	41.410	43.098	44.712	46.388	47.973	49.537	51.199	53.006
60-64	25.421	26.611	28.100	29.787	31.520	33.202	35.041	36.845	38.595	40.296	41.925
65-69	17.440	18.016	18.557	19.179	20.017	21.155	22.244	23.585	25.087	26.643	28.162
70-74	12.104	12.543	13.026	13.528	14.007	14.452	15.013	15.542	16.134	16.919	17.959
75+	10.692	11.090	11.524	11.995	12.502	13.045	13.647	14.290	14.956	15.638	16.305
JUMLAH	1.047.697	1.056.014	1.064.323	1.072.866	1.081.262	1.089.691	1.098.423	1.106.997	1.115.300	1.124.026	1.132.623



Tabel II.9.2  
 PROYEKSI PENDUDUK  
 MENURUT JENIS KELAMIN DAN KELOMPOK UMUR  
 TAHUN 2010 - 2020

CIREBON											PEREMPUAN
KELOMPOK UMUR	2010	2011	2012	2013	2014	2015	2016	2017	2018	2019	2020
(1)	(2)	(3)	(4)	(5)	(6)	(7)	(8)	(9)	(10)	(11)	(12)
0-4	91.262	91.543	91.668	91.820	91.805	91.421	90.438	89.449	88.489	87.494	86.518
5-9	89.895	89.123	88.458	87.854	87.456	87.395	87.851	88.151	88.509	88.655	88.454
10-14	104.105	103.170	102.300	101.414	100.598	99.877	99.222	98.675	98.221	97.938	98.039
15-19	98.867	98.917	98.888	98.672	98.259	97.605	96.817	96.071	95.335	94.599	93.959
20-24	84.978	84.861	84.754	84.577	84.550	84.611	84.715	84.739	84.625	84.283	83.734
25-29	86.529	85.683	84.836	84.207	83.800	83.751	83.756	83.761	83.725	83.789	83.949
30-34	83.290	83.216	83.104	82.797	82.248	81.341	80.648	79.936	79.453	79.133	79.157
35-39	74.784	75.767	76.570	77.293	77.932	78.531	78.615	78.658	78.542	78.148	77.422
40-44	65.729	67.172	68.569	69.891	71.106	72.163	73.272	74.206	75.080	75.827	76.546
45-49	54.891	56.421	57.990	59.576	61.166	62.720	64.255	65.742	67.180	68.481	69.638
50-54	46.220	48.264	50.126	51.879	53.628	55.448	57.125	58.842	60.601	62.330	64.032
55-59	34.407	36.049	37.980	40.052	42.080	43.928	45.996	47.892	49.697	51.483	53.343
60-64	26.810	27.819	28.877	30.075	31.536	33.328	35.024	36.999	39.125	41.199	43.102
65-69	20.935	21.478	22.104	22.812	23.583	24.417	25.434	26.501	27.708	29.146	30.884
70-74	16.980	17.521	18.063	18.611	19.182	19.780	20.390	21.075	21.842	22.667	23.560
75+	16.802	17.382	18.005	18.679	19.397	20.172	21.018	21.883	22.781	23.705	24.673
JUMLAH	996.484	1.004.386	1.012.292	1.020.209	1.028.326	1.036.488	1.044.576	1.052.580	1.060.913	1.068.877	1.077.010

Tabel II.9.3  
 PROYEKSI PENDUDUK  
 MENURUT JENIS KELAMIN DAN KELOMPOK UMUR  
 TAHUN 2010 - 2020

CIREBON											LAKI-LAKI + PEREMPUAN
KELOMPOK UMUR	2010	2011	2012	2013	2014	2015	2016	2017	2018	2019	2020
(1)	(2)	(3)	(4)	(5)	(6)	(7)	(8)	(9)	(10)	(11)	(12)
0-4	187.928	188.281	188.427	188.546	188.376	187.368	185.565	183.742	181.921	180.101	178.285
5-9	185.757	184.459	183.293	182.433	181.877	182.097	182.874	183.439	183.964	184.208	183.614
10-14	212.764	211.191	209.623	207.981	206.534	205.405	204.427	203.567	203.022	202.805	203.439
15-19	206.872	207.193	207.524	207.555	207.091	206.062	204.813	203.528	202.138	200.922	200.004
20-24	183.213	182.980	182.623	182.185	182.043	182.178	182.636	183.079	183.226	182.917	182.078
25-29	180.745	179.419	178.179	177.341	176.910	176.927	176.993	176.931	176.776	176.906	177.293
30-34	174.688	174.260	173.858	173.149	172.160	170.601	169.589	168.628	168.027	167.809	168.006
35-39	155.845	157.728	159.179	160.465	161.366	162.282	162.205	162.135	161.759	161.111	159.916
40-44	134.830	137.849	140.717	143.384	145.757	147.767	149.885	151.584	153.111	154.269	155.433
45-49	110.811	113.882	117.123	120.463	123.778	126.973	130.148	133.179	136.017	138.581	140.797
50-54	93.163	96.817	100.188	103.445	106.774	110.328	113.669	117.180	120.790	124.379	127.849
55-59	70.381	73.881	77.625	81.462	85.178	88.640	92.384	95.865	99.234	102.682	106.349
60-64	52.231	54.430	56.977	59.862	63.056	66.530	70.065	73.844	77.720	81.495	85.027
65-69	38.375	39.494	40.661	41.991	43.600	45.572	47.678	50.086	52.795	55.789	59.046
70-74	29.084	30.064	31.089	32.139	33.189	34.232	35.403	36.617	37.976	39.586	41.519
75+	27.494	28.472	29.529	30.674	31.899	33.217	34.665	36.173	37.737	39.343	40.978
<b>JUMLAH</b>	<b>2.044.181</b>	<b>2.060.400</b>	<b>2.076.615</b>	<b>2.093.075</b>	<b>2.109.588</b>	<b>2.126.179</b>	<b>2.142.999</b>	<b>2.159.577</b>	<b>2.176.213</b>	<b>2.192.903</b>	<b>2.209.633</b>

Tabel II.10.1  
 PROYEKSI PENDUDUK  
 MENURUT JENIS KELAMIN DAN KELOMPOK UMUR  
 TAHUN 2010 - 2020

MAJALENGKA

LAKI-LAKI

KELOMPOK UMUR	2010	2011	2012	2013	2014	2015	2016	2017	2018	2019	2020
(1)	(2)	(3)	(4)	(5)	(6)	(7)	(8)	(9)	(10)	(11)	(12)
0-4	52.797	52.523	52.224	51.892	51.492	50.839	50.096	49.349	48.590	47.851	47.128
5-9	51.807	51.217	50.648	50.207	49.817	49.652	49.514	49.344	49.119	48.855	48.356
10-14	53.487	52.857	52.205	51.526	50.908	50.394	49.933	49.476	49.119	48.838	48.784
15-19	46.095	45.936	45.817	45.644	45.344	44.903	44.439	43.944	43.400	42.932	42.556
20-24	38.970	38.694	38.368	38.035	37.758	37.550	37.454	37.381	37.243	37.019	36.685
25-29	45.046	44.550	44.103	43.738	43.459	43.217	42.980	42.683	42.359	42.118	41.962
30-34	47.552	47.086	46.660	46.173	45.666	45.052	44.615	44.215	43.876	43.647	43.465
35-39	45.726	45.959	46.047	46.084	45.946	45.831	45.463	45.120	44.696	44.275	43.753
40-44	41.218	41.908	42.526	43.060	43.469	43.747	44.060	44.225	44.316	44.266	44.244
45-49	37.877	38.689	39.581	40.508	41.402	42.220	43.033	43.769	44.395	44.921	45.322
50-54	32.473	33.386	34.220	35.038	35.890	36.828	37.713	38.668	39.643	40.608	41.509
55-59	26.452	27.653	28.806	29.908	30.937	31.895	32.888	33.801	34.681	35.618	36.649
60-64	20.653	21.491	22.560	23.770	24.999	26.168	27.449	28.682	29.853	30.972	32.026
65-69	15.126	15.533	15.904	16.339	16.950	17.801	18.602	19.602	20.715	21.862	22.966
70-74	10.352	10.663	11.007	11.362	11.694	11.990	12.378	12.734	13.137	13.690	14.440
75+	10.648	10.976	11.336	11.727	12.150	12.603	13.104	13.637	14.181	14.728	15.267
JUMLAH	576.279	579.121	582.012	585.011	587.881	590.690	593.721	596.630	599.323	602.200	605.112

Tabel II.10.2  
 PROYEKSI PENDUDUK  
 MENURUT JENIS KELAMIN DAN KELOMPOK UMUR  
 TAHUN 2010 - 2020

MAJALENGKA											PEREMPUAN
KELOMPOK UMUR	2010	2011	2012	2013	2014	2015	2016	2017	2018	2019	2020
(1)	(2)	(3)	(4)	(5)	(6)	(7)	(8)	(9)	(10)	(11)	(12)
0-4	49.587	49.459	49.255	49.049	48.759	48.277	47.474	46.677	45.894	45.118	44.345
5-9	49.193	48.495	47.868	47.268	46.784	46.483	46.450	46.332	46.235	46.047	45.663
10-14	51.435	50.685	49.984	49.262	48.583	47.959	47.364	46.823	46.325	45.925	45.697
15-19	46.729	46.492	46.231	45.874	45.426	44.873	44.255	43.660	43.065	42.491	41.958
20-24	41.327	41.035	40.753	40.428	40.178	39.976	39.799	39.590	39.310	38.941	38.467
25-29	45.483	44.794	44.119	43.548	43.098	42.827	42.579	42.328	42.048	41.839	41.666
30-34	45.779	45.474	45.161	44.734	44.184	43.449	42.830	42.209	41.704	41.302	41.066
35-39	44.494	44.822	45.048	45.204	45.308	45.388	45.165	44.920	44.576	44.100	43.431
40-44	41.144	41.811	42.448	43.011	43.507	43.898	44.307	44.600	44.847	45.026	45.174
45-49	37.553	38.382	39.233	40.074	40.905	41.705	42.472	43.197	43.872	44.463	44.940
50-54	32.229	33.464	34.565	35.560	36.550	37.571	38.478	39.402	40.330	41.241	42.112
55-59	25.809	26.889	28.175	29.534	30.847	32.013	33.320	34.484	35.566	36.627	37.719
60-64	21.114	21.781	22.480	23.272	24.256	25.489	26.625	27.962	29.394	30.775	32.005
65-69	16.841	17.176	17.580	18.035	18.530	19.058	19.728	20.422	21.211	22.171	23.355
70-74	13.261	13.603	13.944	14.278	14.627	14.995	15.361	15.783	16.254	16.762	17.305
75+	14.969	15.399	15.868	16.363	16.890	17.458	18.076	18.706	19.346	20.006	20.694
<b>JUMLAH</b>	<b>576.947</b>	<b>579.761</b>	<b>582.712</b>	<b>585.494</b>	<b>588.432</b>	<b>591.419</b>	<b>594.283</b>	<b>597.095</b>	<b>599.977</b>	<b>602.834</b>	<b>605.597</b>

Tabel II.10.3  
PROYEKSI PENDUDUK  
MENURUT JENIS KELAMIN DAN KELOMPOK UMUR  
TAHUN 2010 - 2020

MAJALENGKA

LAKI-LAKI + PEREMPUAN

KELOMPOK UMUR	2010	2011	2012	2013	2014	2015	2016	2017	2018	2019	2020
(1)	(2)	(3)	(4)	(5)	(6)	(7)	(8)	(9)	(10)	(11)	(12)
0-4	102.384	101.982	101.479	100.941	100.251	99.116	97.570	96.026	94.484	92.969	91.473
5-9	101.000	99.712	98.516	97.475	96.601	96.135	95.964	95.676	95.354	94.902	94.019
10-14	104.922	103.542	102.189	100.788	99.491	98.353	97.297	96.299	95.444	94.763	94.481
15-19	92.824	92.428	92.048	91.518	90.770	89.776	88.694	87.604	86.465	85.423	84.514
20-24	80.297	79.729	79.121	78.463	77.936	77.526	77.253	76.971	76.553	75.960	75.152
25-29	90.529	89.344	88.222	87.286	86.557	86.044	85.559	85.011	84.407	83.957	83.628
30-34	93.331	92.560	91.821	90.907	89.850	88.501	87.445	86.424	85.580	84.949	84.531
35-39	90.220	90.781	91.095	91.288	91.254	91.219	90.628	90.040	89.272	88.375	87.184
40-44	82.362	83.719	84.974	86.071	86.976	87.645	88.367	88.825	89.163	89.292	89.418
45-49	75.430	77.071	78.814	80.582	82.307	83.925	85.505	86.966	88.267	89.384	90.262
50-54	64.702	66.850	68.785	70.598	72.440	74.399	76.191	78.070	79.973	81.849	83.621
55-59	52.261	54.542	56.981	59.442	61.784	63.908	66.208	68.285	70.247	72.245	74.368
60-64	41.767	43.272	45.040	47.042	49.255	51.657	54.074	56.644	59.247	61.747	64.031
65-69	31.967	32.709	33.484	34.374	35.480	36.859	38.330	40.024	41.926	44.033	46.321
70-74	23.613	24.266	24.951	25.640	26.321	26.985	27.739	28.517	29.391	30.452	31.745
75+	25.617	26.375	27.204	28.090	29.040	30.061	31.180	32.343	33.527	34.734	35.961
JUMLAH	1.153.226	1.158.882	1.164.724	1.170.505	1.176.313	1.182.109	1.188.004	1.193.725	1.199.300	1.205.034	1.210.709

Tabel II.11.1  
PROYEKSI PENDUDUK  
MENURUT JENIS KELAMIN DAN KELOMPOK UMUR  
TAHUN 2010 - 2020

SUMEDANG

LAKI-LAKI

KELOMPOK UMUR	2010	2011	2012	2013	2014	2015	2016	2017	2018	2019	2020
(1)	(2)	(3)	(4)	(5)	(6)	(7)	(8)	(9)	(10)	(11)	(12)
0-4	49.016	48.865	48.655	48.371	47.998	47.370	46.602	45.811	45.006	44.170	43.332
5-9	48.812	48.359	47.889	47.496	47.127	46.953	46.745	46.489	46.174	45.766	45.124
10-14	49.148	48.673	48.142	47.541	46.969	46.478	45.975	45.459	45.032	44.618	44.396
15-19	50.387	50.320	50.262	50.099	49.766	49.265	48.677	48.035	47.335	46.657	46.071
20-24	44.139	43.919	43.610	43.255	42.938	42.686	42.507	42.338	42.087	41.689	41.151
25-29	41.747	41.377	41.019	40.699	40.441	40.200	39.914	39.555	39.169	38.812	38.517
30-34	40.107	39.799	39.495	39.105	38.675	38.139	37.708	37.291	36.923	36.605	36.308
35-39	38.899	39.183	39.314	39.365	39.247	39.133	38.754	38.383	37.937	37.450	36.867
40-44	39.434	40.180	40.831	41.363	41.758	42.009	42.239	42.310	42.303	42.107	41.923
45-49	35.042	35.870	36.747	37.630	38.459	39.204	39.893	40.490	40.979	41.319	41.525
50-54	30.625	31.554	32.388	33.180	33.985	34.862	35.638	36.466	37.303	38.077	38.771
55-59	25.870	27.103	28.273	29.370	30.381	31.309	32.230	33.056	33.841	34.635	35.499
60-64	19.433	20.264	21.303	22.458	23.618	24.715	25.881	26.988	28.027	28.975	29.846
65-69	15.087	15.527	15.919	16.362	16.975	17.820	18.591	19.550	20.616	21.680	22.688
70-74	10.439	10.775	11.139	11.505	11.840	12.135	12.507	12.840	13.218	13.725	14.421
75+	12.297	12.704	13.138	13.603	14.092	14.609	15.163	15.747	16.340	16.914	17.463
JUMLAH	550.482	554.472	558.124	561.402	564.269	566.887	569.024	570.808	572.290	573.199	573.902

Tabel II.11.2  
 PROYEKSI PENDUDUK  
 MENURUT JENIS KELAMIN DAN KELOMPOK UMUR  
 TAHUN 2010 - 2020

SUMEDANG

PEREMPUAN

KELOMPOK UMUR	2010	2011	2012	2013	2014	2015	2016	2017	2018	2019	2020
(1)	(2)	(3)	(4)	(5)	(6)	(7)	(8)	(9)	(10)	(11)	(12)
0-4	46.329	46.363	46.287	46.199	45.983	45.550	44.787	44.025	43.231	42.420	41.605
5-9	46.761	46.253	45.769	45.301	44.892	44.627	44.590	44.466	44.315	44.048	43.587
10-14	46.625	46.099	45.572	45.016	44.453	43.901	43.352	42.850	42.339	41.894	41.597
15-19	48.669	48.584	48.426	48.155	47.746	47.183	46.523	45.884	45.198	44.513	43.859
20-24	45.418	45.249	45.047	44.786	44.567	44.361	44.155	43.906	43.538	43.044	42.426
25-29	42.180	41.678	41.150	40.712	40.338	40.105	39.865	39.620	39.306	39.034	38.787
30-34	41.043	40.901	40.714	40.415	39.970	39.329	38.766	38.201	37.701	37.268	36.980
35-39	40.336	40.761	41.062	41.292	41.429	41.517	41.300	41.061	40.688	40.175	39.481
40-44	39.531	40.305	41.017	41.658	42.187	42.586	42.974	43.246	43.428	43.516	43.561
45-49	35.530	36.435	37.334	38.218	39.061	39.842	40.569	41.252	41.839	42.320	42.678
50-54	30.185	31.447	32.560	33.574	34.550	35.531	36.384	37.246	38.073	38.860	39.593
55-59	25.546	26.704	28.048	29.465	30.810	31.989	33.286	34.436	35.466	36.452	37.456
60-64	19.315	19.990	20.676	21.447	22.381	23.528	24.575	25.805	27.094	28.315	29.385
65-69	15.977	16.346	16.770	17.243	17.734	18.239	18.873	19.523	20.242	21.114	22.195
70-74	11.614	11.950	12.272	12.588	12.906	13.237	13.550	13.917	14.311	14.719	15.141
75+	16.037	16.546	17.091	17.654	18.240	18.861	19.524	20.189	20.847	21.509	22.195
JUMLAH	551.096	555.611	559.795	563.723	567.247	570.386	573.073	575.627	577.616	579.201	580.526

Tabel II.11.3  
PROYEKSI PENDUDUK  
MENURUT JENIS KELAMIN DAN KELOMPOK UMUR  
TAHUN 2010 - 2020

SUMEDANG

LAKI-LAKI + PEREMPUAN

KELOMPOK UMUR	2010	2011	2012	2013	2014	2015	2016	2017	2018	2019	2020
(1)	(2)	(3)	(4)	(5)	(6)	(7)	(8)	(9)	(10)	(11)	(12)
0-4	95.345	95.228	94.942	94.570	93.981	92.920	91.389	89.836	88.237	86.590	84.937
5-9	95.573	94.612	93.658	92.797	92.019	91.580	91.335	90.955	90.489	89.814	88.711
10-14	95.773	94.772	93.714	92.557	91.422	90.379	89.327	88.309	87.371	86.512	85.993
15-19	99.056	98.904	98.688	98.254	97.512	96.448	95.200	93.919	92.533	91.170	89.930
20-24	89.557	89.168	88.657	88.041	87.505	87.047	86.662	86.244	85.625	84.733	83.577
25-29	83.927	83.055	82.169	81.411	80.779	80.305	79.779	79.175	78.475	77.846	77.304
30-34	81.150	80.700	80.209	79.520	78.645	77.468	76.474	75.492	74.624	73.873	73.288
35-39	79.235	79.944	80.376	80.657	80.676	80.650	80.054	79.444	78.625	77.625	76.348
40-44	78.965	80.485	81.848	83.021	83.945	84.595	85.213	85.556	85.731	85.623	85.484
45-49	70.572	72.305	74.081	75.848	77.520	79.046	80.462	81.742	82.818	83.639	84.203
50-54	60.810	63.001	64.948	66.754	68.535	70.393	72.022	73.712	75.376	76.937	78.364
55-59	51.416	53.807	56.321	58.835	61.191	63.298	65.516	67.492	69.307	71.087	72.955
60-64	38.748	40.254	41.979	43.905	45.999	48.243	50.456	52.793	55.121	57.290	59.231
65-69	31.064	31.873	32.689	33.605	34.709	36.059	37.464	39.073	40.858	42.794	44.883
70-74	22.053	22.725	23.411	24.093	24.746	25.372	26.057	26.757	27.529	28.444	29.562
75+	28.334	29.250	30.229	31.257	32.332	33.470	34.687	35.936	37.187	38.423	39.658
JUMLAH	1.101.578	1.110.083	1.117.919	1.125.125	1.131.516	1.137.273	1.142.097	1.146.435	1.149.906	1.152.400	1.154.428



Tabel II.12.1  
 PROYEKSI PENDUDUK  
 MENURUT JENIS KELAMIN DAN KELOMPOK UMUR  
 TAHUN 2010 - 2020

INDRAMAYU

LAKI-LAKI

KELOMPOK UMUR	2010	2011	2012	2013	2014	2015	2016	2017	2018	2019	2020
(1)	(2)	(3)	(4)	(5)	(6)	(7)	(8)	(9)	(10)	(11)	(12)
0-4	73.625	73.388	73.121	72.808	72.400	71.654	70.762	69.868	68.965	68.094	67.217
5-9	73.850	73.156	72.490	72.010	71.603	71.537	71.497	71.414	71.266	71.065	70.502
10-14	81.390	80.591	79.762	78.890	78.108	77.508	76.963	76.436	76.076	75.835	75.925
15-19	81.816	81.697	81.654	81.519	81.153	80.560	79.901	79.191	78.408	77.758	77.256
20-24	72.036	71.666	71.208	70.740	70.374	70.155	70.130	70.155	70.072	69.828	69.354
25-29	70.324	69.689	69.130	68.704	68.411	68.194	67.968	67.656	67.309	67.100	67.005
30-34	70.018	69.472	68.983	68.407	67.802	67.049	66.546	66.101	65.758	65.585	65.459
35-39	69.019	69.510	69.788	69.987	69.928	69.921	69.511	69.145	68.667	68.196	67.550
40-44	59.411	60.525	61.546	62.447	63.177	63.736	64.331	64.720	65.017	65.109	65.226
45-49	51.845	53.064	54.397	55.790	57.141	58.411	59.667	60.826	61.850	62.744	63.448
50-54	45.281	46.647	47.913	49.158	50.461	51.906	53.269	54.744	56.265	57.781	59.198
55-59	35.038	36.700	38.312	39.858	41.318	42.698	44.125	45.453	46.755	48.140	49.648
60-64	26.273	27.393	28.816	30.427	32.067	33.649	35.370	37.048	38.657	40.208	41.671
65-69	16.475	16.953	17.393	17.907	18.614	19.597	20.523	21.675	22.968	24.300	25.587
70-74	11.226	11.585	11.984	12.397	12.784	13.141	13.595	14.019	14.500	15.148	16.015
75+	9.356	9.668	10.003	10.368	10.766	11.186	11.657	12.168	12.688	13.211	13.719
JUMLAH	846.983	851.704	856.500	861.417	866.107	870.902	875.815	880.619	885.221	890.102	894.780

Tabel II.12.2  
 PROYEKSI PENDUDUK  
 MENURUT JENIS KELAMIN DAN KELOMPOK UMUR  
 TAHUN 2010 - 2020

INDRAMAYU											PEREMPUAN
KELOMPOK UMUR	2010	2011	2012	2013	2014	2015	2016	2017	2018	2019	2020
(1)	(2)	(3)	(4)	(5)	(6)	(7)	(8)	(9)	(10)	(11)	(12)
0-4	69.954	69.875	69.688	69.510	69.219	68.644	67.627	66.611	65.621	64.627	63.655
5-9	69.651	68.762	67.975	67.227	66.653	66.334	66.405	66.359	66.350	66.197	65.783
10-14	77.519	76.503	75.550	74.581	73.681	72.849	72.077	71.381	70.755	70.268	70.065
15-19	68.819	68.559	68.247	67.796	67.232	66.497	65.677	64.893	64.120	63.360	62.670
20-24	56.440	56.125	55.830	55.478	55.241	55.050	54.886	54.661	54.345	53.896	53.322
25-29	63.154	62.272	61.402	60.686	60.145	59.860	59.620	59.377	59.105	58.915	58.792
30-34	66.934	66.589	66.228	65.706	65.010	64.033	63.235	62.427	61.801	61.313	61.092
35-39	63.378	63.942	64.361	64.696	64.968	65.195	65.001	64.769	64.403	63.824	62.981
40-44	57.865	58.889	59.871	60.771	61.575	62.231	62.929	63.465	63.944	64.319	64.672
45-49	51.638	52.855	54.107	55.355	56.605	57.803	58.976	60.093	61.151	62.089	62.888
50-54	44.337	46.107	47.693	49.154	50.609	52.108	53.467	54.846	56.250	57.625	58.967
55-59	33.050	34.486	36.187	38.005	39.772	41.348	43.119	44.716	46.208	47.679	49.206
60-64	27.418	28.331	29.285	30.370	31.715	33.377	34.934	36.751	38.706	40.595	42.308
65-69	19.451	19.870	20.370	20.932	21.552	22.216	23.047	23.911	24.891	26.077	27.523
70-74	14.183	14.572	14.959	15.343	15.747	16.169	16.597	17.082	17.626	18.211	18.835
75+	14.250	14.678	15.144	15.656	16.191	16.770	17.403	18.033	18.690	19.372	20.085
JUMLAH	798.041	802.415	806.897	811.266	815.915	820.484	825.000	829.375	833.966	838.367	842.844

Tabel II.12.3  
PROYEKSI PENDUDUK  
MENURUT JENIS KELAMIN DAN KELOMPOK UMUR  
TAHUN 2010 - 2020

INDRAMAYU											
											LAKI-LAKI + PEREMPUAN
KELOMPOK UMUR	2010	2011	2012	2013	2014	2015	2016	2017	2018	2019	2020
(1)	(2)	(3)	(4)	(5)	(6)	(7)	(8)	(9)	(10)	(11)	(12)
0-4	143.579	143.263	142.809	142.318	141.619	140.298	138.389	136.479	134.586	132.721	130.872
5-9	143.501	141.918	140.465	139.237	138.256	137.871	137.902	137.773	137.616	137.262	136.285
10-14	158.909	157.094	155.312	153.471	151.789	150.357	149.040	147.817	146.831	146.103	145.990
15-19	150.635	150.256	149.901	149.315	148.385	147.057	145.578	144.084	142.528	141.118	139.926
20-24	128.476	127.791	127.038	126.218	125.615	125.205	125.016	124.816	124.417	123.724	122.676
25-29	133.478	131.961	130.532	129.390	128.556	128.054	127.588	127.033	126.414	126.015	125.797
30-34	136.952	136.061	135.211	134.113	132.812	131.082	129.781	128.528	127.559	126.898	126.551
35-39	132.397	133.452	134.149	134.683	134.896	135.116	134.512	133.914	133.070	132.020	130.531
40-44	117.276	119.414	121.417	123.218	124.752	125.967	127.260	128.185	128.961	129.428	129.898
45-49	103.483	105.919	108.504	111.145	113.746	116.214	118.643	120.919	123.001	124.833	126.336
50-54	89.618	92.754	95.606	98.312	101.070	104.014	106.736	109.590	112.515	115.406	118.165
55-59	68.088	71.186	74.499	77.863	81.090	84.046	87.244	90.169	92.963	95.819	98.854
60-64	53.691	55.724	58.101	60.797	63.782	67.026	70.304	73.799	77.363	80.803	83.979
65-69	35.926	36.823	37.763	38.839	40.166	41.813	43.570	45.586	47.859	50.377	53.110
70-74	25.409	26.157	26.943	27.740	28.531	29.310	30.192	31.101	32.126	33.359	34.850
75+	23.606	24.346	25.147	26.024	26.957	27.956	29.060	30.201	31.378	32.583	33.804
<b>JUMLAH</b>	<b>1.645.024</b>	<b>1.654.119</b>	<b>1.663.397</b>	<b>1.672.683</b>	<b>1.682.022</b>	<b>1.691.386</b>	<b>1.700.815</b>	<b>1.709.994</b>	<b>1.719.187</b>	<b>1.728.469</b>	<b>1.737.624</b>

Tabel II.13.1  
PROYEKSI PENDUDUK  
MENURUT JENIS KELAMIN DAN KELOMPOK UMUR  
TAHUN 2010 - 2020

SUBANG

LAKI-LAKI

KELOMPOK UMUR	2010	2011	2012	2013	2014	2015	2016	2017	2018	2019	2020
(1)	(2)	(3)	(4)	(5)	(6)	(7)	(8)	(9)	(10)	(11)	(12)
0-4	64.454	64.496	64.512	64.489	64.375	63.949	63.384	62.822	62.232	61.669	61.102
5-9	64.386	64.027	63.693	63.519	63.403	63.582	63.781	63.949	64.046	64.099	63.826
10-14	67.395	66.994	66.564	66.092	65.690	65.429	65.209	65.009	64.935	64.964	65.284
15-19	63.616	63.770	63.984	64.128	64.086	63.856	63.568	63.244	62.842	62.548	62.376
20-24	53.987	53.918	53.782	53.637	53.565	53.598	53.777	54.001	54.131	54.138	53.971
25-29	57.964	57.664	57.425	57.294	57.270	57.301	57.323	57.276	57.189	57.218	57.350
30-34	56.071	55.849	55.674	55.425	55.146	54.739	54.527	54.369	54.281	54.335	54.433
35-39	57.939	58.578	59.041	59.443	59.620	59.839	59.707	59.619	59.418	59.225	58.882
40-44	54.672	55.913	57.079	58.140	59.047	59.792	60.574	61.171	61.672	61.984	62.328
45-49	47.578	48.885	50.309	51.800	53.260	54.646	56.028	57.333	58.508	59.569	60.462
50-54	42.478	43.930	45.298	46.659	48.080	49.641	51.132	52.748	54.408	56.078	57.668
55-59	33.310	35.027	36.707	38.340	39.897	41.385	42.924	44.386	45.819	47.348	49.013
60-64	24.596	25.745	27.187	28.818	30.490	32.114	33.881	35.621	37.303	38.941	40.508
65-69	18.309	18.912	19.479	20.133	21.009	22.200	23.337	24.739	26.306	27.935	29.523
70-74	12.648	13.106	13.611	14.134	14.631	15.094	15.676	16.225	16.841	17.657	18.739
75+	12.505	12.966	13.474	14.027	14.616	15.251	15.948	16.699	17.473	18.268	19.042
JUMLAH	731.908	739.780	747.819	756.078	764.185	772.416	780.776	789.211	797.404	805.976	814.507

Tabel II.13.2  
 PROYEKSI PENDUDUK  
 MENURUT JENIS KELAMIN DAN KELOMPOK UMUR  
 TAHUN 2010 - 2020

SUBANG											PEREMPUAN
KELOMPOK UMUR	2010	2011	2012	2013	2014	2015	2016	2017	2018	2019	2020
(1)	(2)	(3)	(4)	(5)	(6)	(7)	(8)	(9)	(10)	(11)	(12)
0-4	60.700	60.922	61.030	61.162	61.180	60.940	60.317	59.674	59.049	58.419	57.786
5-9	61.253	60.762	60.335	59.957	59.712	59.689	60.030	60.255	60.514	60.644	60.526
10-14	64.477	63.935	63.421	62.904	62.427	61.995	61.621	61.298	61.034	60.889	60.975
15-19	59.522	59.589	59.599	59.501	59.285	58.909	58.467	58.035	57.607	57.195	56.830
20-24	53.054	53.012	52.963	52.876	52.880	52.932	53.033	53.078	53.033	52.860	52.548
25-29	57.229	56.713	56.185	55.807	55.572	55.557	55.590	55.606	55.597	55.668	55.792
30-34	55.398	55.374	55.316	55.138	54.800	54.218	53.795	53.350	53.054	52.875	52.914
35-39	57.779	58.565	59.206	59.787	60.295	60.763	60.852	60.898	60.819	60.549	60.014
40-44	53.645	54.857	56.019	57.130	58.145	59.023	59.958	60.737	61.464	62.102	62.707
45-49	47.691	49.050	50.436	51.840	53.247	54.616	55.979	57.292	58.561	59.722	60.749
50-54	40.532	42.357	44.014	45.576	47.137	48.749	50.251	51.776	53.335	54.883	56.400
55-59	30.118	31.573	33.282	35.126	36.931	38.570	40.418	42.102	43.709	45.305	46.957
60-64	24.503	25.434	26.399	27.493	28.834	30.481	32.047	33.870	35.836	37.759	39.524
65-69	19.375	19.880	20.469	21.130	21.842	22.589	23.529	24.499	25.593	26.917	28.536
70-74	14.937	15.414	15.889	16.371	16.873	17.402	17.935	18.543	19.215	19.936	20.690
75+	17.086	17.684	18.326	19.010	19.748	20.539	21.402	22.285	23.194	24.126	25.121
<b>JUMLAH</b>	<b>717.299</b>	<b>725.121</b>	<b>732.889</b>	<b>740.808</b>	<b>748.908</b>	<b>756.972</b>	<b>765.224</b>	<b>773.298</b>	<b>781.614</b>	<b>789.849</b>	<b>798.069</b>

Tabel II.13.3  
PROYEKSI PENDUDUK  
MENURUT JENIS KELAMIN DAN KELOMPOK UMUR  
TAHUN 2010 - 2020

SUBANG

LAKI-LAKI + PEREMPUAN

KELOMPOK UMUR	2010	2011	2012	2013	2014	2015	2016	2017	2018	2019	2020
(1)	(2)	(3)	(4)	(5)	(6)	(7)	(8)	(9)	(10)	(11)	(12)
0-4	125.154	125.418	125.542	125.651	125.555	124.889	123.701	122.496	121.281	120.088	118.888
5-9	125.639	124.789	124.028	123.476	123.115	123.271	123.811	124.204	124.560	124.743	124.352
10-14	131.872	130.929	129.985	128.996	128.117	127.424	126.830	126.307	125.969	125.853	126.259
15-19	123.138	123.359	123.583	123.629	123.371	122.765	122.035	121.279	120.449	119.743	119.206
20-24	107.041	106.930	106.745	106.513	106.445	106.530	106.810	107.079	107.164	106.998	106.519
25-29	115.193	114.377	113.610	113.101	112.842	112.858	112.913	112.882	112.786	112.886	113.142
30-34	111.469	111.223	110.990	110.563	109.946	108.957	108.322	107.719	107.335	107.210	107.347
35-39	115.718	117.143	118.247	119.230	119.915	120.602	120.559	120.517	120.237	119.774	118.896
40-44	108.317	110.770	113.098	115.270	117.192	118.815	120.532	121.908	123.136	124.086	125.035
45-49	95.269	97.935	100.745	103.640	106.507	109.262	112.007	114.625	117.069	119.291	121.211
50-54	83.010	86.287	89.312	92.235	95.217	98.390	101.383	104.524	107.743	110.961	114.068
55-59	63.428	66.600	69.989	73.466	76.828	79.955	83.342	86.488	89.528	92.653	95.970
60-64	49.099	51.179	53.586	56.311	59.324	62.595	65.928	69.491	73.139	76.700	80.032
65-69	37.684	38.792	39.948	41.263	42.851	44.789	46.866	49.238	51.899	54.852	58.059
70-74	27.585	28.520	29.500	30.505	31.504	32.496	33.611	34.768	36.056	37.593	39.429
75+	29.591	30.650	31.800	33.037	34.364	35.790	37.350	38.984	40.667	42.394	44.163
JUMLAH	1.449.207	1.464.901	1.480.708	1.496.886	1.513.093	1.529.388	1.546.000	1.562.509	1.579.018	1.595.825	1.612.576

Tabel II.14.1  
PROYEKSI PENDUDUK  
MENURUT JENIS KELAMIN DAN KELOMPOK UMUR  
TAHUN 2010 - 2020

PURWAKARTA

LAKI-LAKI

KELOMPOK UMUR	2010	2011	2012	2013	2014	2015	2016	2017	2018	2019	2020
(1)	(2)	(3)	(4)	(5)	(6)	(7)	(8)	(9)	(10)	(11)	(12)
0-4	44.796	45.137	45.421	45.651	45.801	45.697	45.456	45.186	44.886	44.559	44.208
5-9	43.354	43.415	43.448	43.564	43.706	44.021	44.316	44.565	44.754	44.872	44.740
10-14	43.321	43.363	43.344	43.272	43.227	43.243	43.253	43.247	43.316	43.413	43.684
15-19	41.319	41.708	42.102	42.425	42.614	42.644	42.605	42.513	42.359	42.237	42.175
20-24	39.842	40.069	40.211	40.320	40.470	40.671	40.954	41.246	41.459	41.539	41.465
25-29	37.431	37.496	37.567	37.685	37.860	38.047	38.198	38.279	38.325	38.413	38.552
30-34	36.456	36.565	36.671	36.704	36.705	36.592	36.583	36.585	36.626	36.726	36.842
35-39	34.475	35.098	35.589	36.025	36.317	36.609	36.658	36.714	36.691	36.636	36.472
40-44	30.597	31.511	32.361	33.143	33.830	34.405	34.980	35.432	35.818	36.063	36.312
45-49	24.658	25.512	26.414	27.344	28.258	29.119	29.963	30.752	31.468	32.095	32.620
50-54	19.449	20.252	21.011	21.759	22.535	23.369	24.157	24.995	25.851	26.694	27.484
55-59	14.764	15.632	16.482	17.309	18.103	18.860	19.633	20.360	21.075	21.819	22.614
60-64	10.283	10.837	11.514	12.271	13.049	13.803	14.616	15.413	16.184	16.924	17.629
65-69	7.998	8.319	8.621	8.957	9.395	9.971	10.519	11.185	11.927	12.687	13.427
70-74	4.986	5.200	5.433	5.674	5.903	6.117	6.375	6.618	6.888	7.234	7.688
75+	4.792	5.008	5.231	5.475	5.733	6.012	6.306	6.623	6.949	7.281	7.592
JUMLAH	438.521	445.122	451.420	457.578	463.506	469.180	474.572	479.713	484.576	489.192	493.504

Tabel II.14.2  
 PROYEKSI PENDUDUK  
 MENURUT JENIS KELAMIN DAN KELOMPOK UMUR  
 TAHUN 2010 - 2020

PURWAKARTA											PEREMPUAN
KELOMPOK UMUR	2010	2011	2012	2013	2014	2015	2016	2017	2018	2019	2020
(1)	(2)	(3)	(4)	(5)	(6)	(7)	(8)	(9)	(10)	(11)	(12)
0-4	42.611	43.119	43.518	43.922	44.201	44.279	44.045	43.786	43.495	43.169	42.825
5-9	41.330	41.335	41.353	41.387	41.468	41.689	42.138	42.498	42.847	43.077	43.116
10-14	41.392	41.382	41.358	41.312	41.245	41.196	41.152	41.134	41.117	41.154	41.332
15-19	41.001	41.384	41.703	41.937	42.038	42.017	41.911	41.806	41.659	41.496	41.358
20-24	38.598	38.884	39.137	39.352	39.592	39.857	40.133	40.358	40.478	40.478	40.353
25-29	36.067	36.033	35.963	35.974	36.038	36.233	36.436	36.624	36.760	36.926	37.116
30-34	35.429	35.704	35.933	36.074	36.067	35.890	35.783	35.656	35.595	35.592	35.718
35-39	32.024	32.731	33.341	33.914	34.414	34.885	35.116	35.312	35.405	35.361	35.146
40-44	28.158	29.030	29.869	30.679	31.416	32.078	32.752	33.338	33.875	34.342	34.779
45-49	22.550	23.386	24.225	25.079	25.914	26.732	27.537	28.320	29.060	29.739	30.339
50-54	17.722	18.680	19.557	20.401	21.229	22.081	22.876	23.682	24.491	25.281	26.056
55-59	13.495	14.266	15.149	16.102	17.030	17.886	18.835	19.714	20.545	21.361	22.205
60-64	10.375	10.859	11.356	11.914	12.570	13.365	14.122	14.995	15.925	16.832	17.667
65-69	8.260	8.546	8.863	9.216	9.582	9.964	10.429	10.908	11.436	12.067	12.829
70-74	5.587	5.813	6.035	6.261	6.490	6.730	6.970	7.239	7.530	7.836	8.152
75+	6.066	6.325	6.606	6.899	7.207	7.536	7.894	8.254	8.620	8.990	9.394
<b>JUMLAH</b>	<b>420.665</b>	<b>427.477</b>	<b>433.966</b>	<b>440.423</b>	<b>446.501</b>	<b>452.418</b>	<b>458.129</b>	<b>463.624</b>	<b>468.838</b>	<b>473.701</b>	<b>478.385</b>



Tabel II.14.3  
 PROYEKSI PENDUDUK  
 MENURUT JENIS KELAMIN DAN KELOMPOK UMUR  
 TAHUN 2010 - 2020

PURWAKARTA

LAKI-LAKI + PEREMPUAN

KELOMPOK UMUR	2010	2011	2012	2013	2014	2015	2016	2017	2018	2019	2020
(1)	(2)	(3)	(4)	(5)	(6)	(7)	(8)	(9)	(10)	(11)	(12)
0-4	87.407	88.256	88.939	89.573	90.002	89.976	89.501	88.972	88.381	87.728	87.033
5-9	84.684	84.750	84.801	84.951	85.174	85.710	86.454	87.063	87.601	87.949	87.856
10-14	84.713	84.745	84.702	84.584	84.472	84.439	84.405	84.381	84.433	84.567	85.016
15-19	82.320	83.092	83.805	84.362	84.652	84.661	84.516	84.319	84.018	83.733	83.533
20-24	78.440	78.953	79.348	79.672	80.062	80.528	81.087	81.604	81.937	82.017	81.818
25-29	73.498	73.529	73.530	73.659	73.898	74.280	74.634	74.903	75.085	75.339	75.668
30-34	71.885	72.269	72.604	72.778	72.772	72.482	72.366	72.241	72.221	72.318	72.560
35-39	66.499	67.829	68.930	69.939	70.731	71.494	71.774	72.026	72.096	71.997	71.618
40-44	58.755	60.541	62.230	63.822	65.246	66.483	67.732	68.770	69.693	70.405	71.091
45-49	47.208	48.898	50.639	52.423	54.172	55.851	57.500	59.072	60.528	61.834	62.959
50-54	37.171	38.932	40.568	42.160	43.764	45.450	47.033	48.677	50.342	51.975	53.540
55-59	28.259	29.898	31.631	33.411	35.133	36.746	38.468	40.074	41.620	43.180	44.819
60-64	20.658	21.696	22.870	24.185	25.619	27.168	28.738	30.408	32.109	33.756	35.296
65-69	16.258	16.865	17.484	18.173	18.977	19.935	20.948	22.093	23.363	24.754	26.256
70-74	10.573	11.013	11.468	11.935	12.393	12.847	13.345	13.857	14.418	15.070	15.840
75+	10.858	11.333	11.837	12.374	12.940	13.548	14.200	14.877	15.569	16.271	16.986
JUMLAH	859.186	872.599	885.386	898.001	910.007	921.598	932.701	943.337	953.414	962.893	971.889

Tabel II.15.1  
PROYEKSI PENDUDUK  
MENURUT JENIS KELAMIN DAN KELOMPOK UMUR  
TAHUN 2010 - 2020

KARAWANG

LAKI-LAKI

KELOMPOK UMUR	2010	2011	2012	2013	2014	2015	2016	2017	2018	2019	2020
(1)	(2)	(3)	(4)	(5)	(6)	(7)	(8)	(9)	(10)	(11)	(12)
0-4	106.652	107.183	107.617	107.892	107.979	107.479	106.664	105.769	104.823	103.803	102.734
5-9	99.825	99.699	99.555	99.576	99.647	100.127	100.566	100.883	101.079	101.090	100.550
10-14	102.009	101.838	101.567	101.146	100.790	100.587	100.375	100.116	100.045	100.021	100.403
15-19	102.877	103.570	104.312	104.853	105.057	104.886	104.544	104.061	103.446	102.889	102.493
20-24	105.844	106.166	106.302	106.328	106.458	106.735	107.225	107.725	108.029	107.970	107.520
25-29	99.672	99.583	99.548	99.612	99.829	100.078	100.245	100.211	100.100	100.081	100.202
30-34	97.649	97.682	97.745	97.595	97.352	96.824	96.573	96.338	96.227	96.253	96.320
35-39	88.951	90.320	91.380	92.271	92.786	93.308	93.221	93.129	92.857	92.490	91.852
40-44	78.037	80.155	82.134	83.909	85.436	86.684	87.929	88.840	89.606	89.996	90.396
45-49	63.060	65.072	67.221	69.415	71.556	73.565	75.519	77.316	78.935	80.311	81.423
50-54	50.901	52.868	54.722	56.530	58.403	60.420	62.312	64.311	66.365	68.354	70.214
55-59	37.698	39.812	41.880	43.870	45.769	47.569	49.403	51.110	52.784	54.508	56.362
60-64	27.443	28.849	30.580	32.510	34.485	36.393	38.445	40.441	42.367	44.195	45.924
65-69	19.772	20.513	21.208	21.983	22.999	24.351	25.628	27.184	28.920	30.688	32.397
70-74	12.106	12.598	13.134	13.678	14.196	14.675	15.259	15.802	16.409	17.192	18.226
75+	10.329	10.762	11.227	11.716	12.240	12.797	13.402	14.038	14.700	15.345	15.988
JUMLAH	1.102.825	1.116.670	1.130.132	1.142.884	1.154.982	1.166.478	1.177.310	1.187.274	1.196.692	1.205.186	1.213.004

Tabel II.15.2  
PROYEKSI PENDUDUK  
MENURUT JENIS KELAMIN DAN KELOMPOK UMUR  
TAHUN 2010 - 2020

KARAWANG											PEREMPUAN
KELOMPOK UMUR	2010	2011	2012	2013	2014	2015	2016	2017	2018	2019	2020
(1)	(2)	(3)	(4)	(5)	(6)	(7)	(8)	(9)	(10)	(11)	(12)
0-4	100.053	100.955	101.624	102.279	102.668	102.575	101.761	100.886	99.954	98.963	97.926
5-9	95.137	94.877	94.665	94.470	94.421	94.673	95.433	95.986	96.518	96.804	96.645
10-14	96.820	96.519	96.205	95.827	95.431	95.060	94.707	94.407	94.120	93.971	94.136
15-19	93.296	93.899	94.366	94.612	94.595	94.281	93.789	93.294	92.723	92.134	91.578
20-24	92.527	92.953	93.325	93.579	93.927	94.310	94.708	94.971	94.998	94.749	94.209
25-29	95.196	94.833	94.397	94.156	94.082	94.346	94.619	94.846	94.950	95.146	95.390
30-34	94.915	95.377	95.740	95.837	95.585	94.852	94.325	93.735	93.328	93.088	93.185
35-39	84.470	86.082	87.449	88.691	89.768	90.749	91.097	91.359	91.356	91.018	90.237
40-44	73.206	75.256	77.228	79.092	80.787	82.261	83.761	85.029	86.162	87.134	88.015
45-49	59.379	61.396	63.433	65.479	67.490	69.432	71.331	73.158	74.873	76.422	77.769
50-54	46.871	49.251	51.431	53.491	55.519	57.593	59.505	61.439	63.366	65.256	67.081
55-59	33.820	35.643	37.757	40.023	42.230	44.237	46.464	48.502	50.415	52.296	54.220
60-64	27.445	28.638	29.870	31.244	32.883	34.866	36.742	38.908	41.217	43.464	45.507
65-69	20.143	20.773	21.491	22.280	23.108	23.962	25.014	26.087	27.278	28.708	30.447
70-74	14.181	14.711	15.233	15.761	16.300	16.858	17.417	18.040	18.717	19.430	20.172
75+	13.901	14.456	15.048	15.678	16.344	17.046	17.795	18.568	19.342	20.146	20.967
JUMLAH	1.041.360	1.055.619	1.069.262	1.082.499	1.095.138	1.107.101	1.118.468	1.129.215	1.139.317	1.148.729	1.157.484

Tabel II.15.3  
PROYEKSI PENDUDUK  
MENURUT JENIS KELAMIN DAN KELOMPOK UMUR  
TAHUN 2010 - 2020

KARAWANG

LAKI-LAKI + PEREMPUAN

KELOMPOK UMUR	2010	2011	2012	2013	2014	2015	2016	2017	2018	2019	2020
(1)	(2)	(3)	(4)	(5)	(6)	(7)	(8)	(9)	(10)	(11)	(12)
0-4	206.705	208.138	209.241	210.171	210.647	210.054	208.425	206.655	204.777	202.766	200.660
5-9	194.962	194.576	194.220	194.046	194.068	194.800	195.999	196.869	197.597	197.894	197.195
10-14	198.829	198.357	197.772	196.973	196.221	195.647	195.082	194.523	194.165	193.992	194.539
15-19	196.173	197.469	198.678	199.465	199.652	199.167	198.333	197.355	196.169	195.023	194.071
20-24	198.371	199.119	199.627	199.907	200.385	201.045	201.933	202.696	203.027	202.719	201.729
25-29	194.868	194.416	193.945	193.768	193.911	194.424	194.864	195.057	195.050	195.227	195.592
30-34	192.564	193.059	193.485	193.432	192.937	191.676	190.898	190.073	189.555	189.341	189.505
35-39	173.421	176.402	178.829	180.962	182.554	184.057	184.318	184.488	184.213	183.508	182.089
40-44	151.243	155.411	159.362	163.001	166.223	168.945	171.690	173.869	175.768	177.130	178.411
45-49	122.439	126.468	130.654	134.894	139.046	142.997	146.850	150.474	153.808	156.733	159.192
50-54	97.772	102.119	106.153	110.021	113.922	118.013	121.817	125.750	129.731	133.610	137.295
55-59	71.518	75.455	79.637	83.893	87.999	91.806	95.867	99.612	103.199	106.804	110.582
60-64	54.888	57.487	60.450	63.754	67.368	71.259	75.187	79.349	83.584	87.659	91.431
65-69	39.915	41.286	42.699	44.263	46.107	48.313	50.642	53.271	56.198	59.396	62.844
70-74	26.287	27.309	28.367	29.439	30.496	31.533	32.676	33.842	35.126	36.622	38.398
75+	24.230	25.218	26.275	27.394	28.584	29.843	31.197	32.606	34.042	35.491	36.955
<b>JUMLAH</b>	<b>2.144.185</b>	<b>2.172.289</b>	<b>2.199.394</b>	<b>2.225.383</b>	<b>2.250.120</b>	<b>2.273.579</b>	<b>2.295.778</b>	<b>2.316.489</b>	<b>2.336.009</b>	<b>2.353.915</b>	<b>2.370.488</b>

Tabel II.16.1  
 PROYEKSI PENDUDUK  
 MENURUT JENIS KELAMIN DAN KELOMPOK UMUR  
 TAHUN 2010 - 2020

BEKASI

LAKI-LAKI

KELOMPOK UMUR	2010	2011	2012	2013	2014	2015	2016	2017	2018	2019	2020
(1)	(2)	(3)	(4)	(5)	(6)	(7)	(8)	(9)	(10)	(11)	(12)
0-4	149.581	154.987	160.421	165.828	171.138	175.659	179.775	183.871	187.970	192.007	196.014
5-9	128.690	132.510	136.408	140.672	145.168	150.417	155.796	161.203	166.605	171.874	176.339
10-14	115.423	118.804	122.148	125.419	128.875	132.630	136.485	140.414	144.738	149.261	154.549
15-19	118.150	122.635	127.330	131.967	136.346	140.372	144.286	148.135	151.902	155.845	160.133
20-24	146.009	150.994	155.859	160.739	165.953	171.579	177.753	184.197	190.540	196.435	201.775
25-29	141.634	145.898	150.350	155.123	160.304	165.724	171.184	176.507	181.870	187.564	193.704
30-34	137.652	141.969	146.448	150.765	155.082	159.054	163.597	168.334	173.434	178.949	184.713
35-39	123.050	128.817	134.358	139.881	145.048	150.417	154.970	159.685	164.237	168.742	172.859
40-44	97.751	103.517	109.350	115.182	120.937	126.533	132.358	137.936	143.511	148.678	154.040
45-49	68.357	72.724	77.447	82.460	87.653	92.925	98.374	103.882	109.402	114.816	120.071
50-54	48.555	51.997	55.481	59.096	62.957	67.163	71.432	76.043	80.945	85.997	91.118
55-59	31.437	34.228	37.120	40.092	43.133	46.229	49.509	52.830	56.280	59.950	63.940
60-64	21.777	23.602	25.792	28.271	30.922	33.655	36.661	39.776	42.986	46.252	49.575
65-69	13.057	13.966	14.883	15.908	17.161	18.737	20.336	22.250	24.417	26.726	29.104
70-74	8.637	9.266	9.958	10.692	11.445	12.202	13.081	13.972	14.966	16.176	17.688
75+	7.823	8.400	9.027	9.719	10.466	11.285	12.186	13.170	14.224	15.319	16.461
<b>JUMLAH</b>	<b>1.357.583</b>	<b>1.414.314</b>	<b>1.472.380</b>	<b>1.531.814</b>	<b>1.592.588</b>	<b>1.654.581</b>	<b>1.717.783</b>	<b>1.782.205</b>	<b>1.848.027</b>	<b>1.914.591</b>	<b>1.982.083</b>

Tabel II.16.2  
 PROYEKSI PENDUDUK  
 MENURUT JENIS KELAMIN DAN KELOMPOK UMUR  
 TAHUN 2010 - 2020

BEKASI											PEREMPUAN
KELOMPOK UMUR	2010	2011	2012	2013	2014	2015	2016	2017	2018	2019	2020
(1)	(2)	(3)	(4)	(5)	(6)	(7)	(8)	(9)	(10)	(11)	(12)
0-4	140.412	146.115	151.727	157.509	163.103	168.145	172.110	176.081	180.026	183.952	187.872
5-9	122.907	126.411	130.109	133.932	138.084	142.862	148.586	154.218	160.025	165.642	170.681
10-14	110.196	113.290	116.492	119.684	122.955	126.375	129.910	133.636	137.480	141.669	146.479
15-19	117.428	121.888	126.371	130.705	134.820	138.661	142.331	146.107	149.849	153.678	157.676
20-24	143.740	148.908	154.197	159.460	165.084	171.013	177.193	183.379	189.315	194.903	200.031
25-29	143.591	147.532	151.508	155.890	160.704	166.275	172.049	177.956	183.823	190.097	196.694
30-34	140.255	145.334	150.479	155.360	159.839	163.673	167.946	172.238	176.981	182.193	188.238
35-39	113.345	119.134	124.855	130.623	136.399	142.290	147.389	152.541	157.410	161.857	165.617
40-44	83.604	88.642	93.848	99.153	104.493	109.812	115.392	120.908	126.461	132.032	137.691
45-49	57.738	61.577	65.633	69.881	74.303	78.883	83.625	88.514	93.495	98.513	103.495
50-54	41.999	45.529	49.063	52.644	56.377	60.351	64.339	68.554	72.960	77.547	82.283
55-59	27.595	29.993	32.777	35.841	39.016	42.177	45.715	49.248	52.828	56.559	60.528
60-64	20.848	22.432	24.126	26.021	28.248	30.904	33.604	36.728	40.159	43.716	47.247
65-69	14.072	14.969	15.975	17.082	18.281	19.571	21.085	22.702	24.508	26.626	29.142
70-74	10.531	11.267	12.037	12.847	13.704	14.624	15.591	16.664	17.841	19.116	20.492
75+	11.040	11.845	12.723	13.666	14.700	15.816	17.043	18.344	19.719	21.195	22.768
<b>JUMLAH</b>	<b>1.299.301</b>	<b>1.354.866</b>	<b>1.411.920</b>	<b>1.470.298</b>	<b>1.530.110</b>	<b>1.591.432</b>	<b>1.653.908</b>	<b>1.717.818</b>	<b>1.782.880</b>	<b>1.849.295</b>	<b>1.916.934</b>

Tabel II.16.3  
 PROYEKSI PENDUDUK  
 MENURUT JENIS KELAMIN DAN KELOMPOK UMUR  
 TAHUN 2010 - 2020

BEKASI

LAKI-LAKI + PEREMPUAN

KELOMPOK UMUR	2010	2011	2012	2013	2014	2015	2016	2017	2018	2019	2020
(1)	(2)	(3)	(4)	(5)	(6)	(7)	(8)	(9)	(10)	(11)	(12)
0-4	289.993	301.102	312.148	323.337	334.241	343.804	351.885	359.952	367.996	375.959	383.886
5-9	251.597	258.921	266.517	274.604	283.252	293.279	304.382	315.421	326.630	337.516	347.020
10-14	225.619	232.094	238.640	245.103	251.830	259.005	266.395	274.050	282.218	290.930	301.028
15-19	235.578	244.523	253.701	262.672	271.166	279.033	286.617	294.242	301.751	309.523	317.809
20-24	289.749	299.902	310.056	320.199	331.037	342.592	354.946	367.576	379.855	391.338	401.806
25-29	285.225	293.430	301.858	311.013	321.008	331.999	343.233	354.463	365.693	377.661	390.398
30-34	277.907	287.303	296.927	306.125	314.921	322.727	331.543	340.572	350.415	361.142	372.951
35-39	236.395	247.951	259.213	270.504	281.447	292.707	302.359	312.226	321.647	330.599	338.476
40-44	181.355	192.159	203.198	214.335	225.430	236.345	247.750	258.844	269.972	280.710	291.731
45-49	126.095	134.301	143.080	152.341	161.956	171.808	181.999	192.396	202.897	213.329	223.566
50-54	90.554	97.526	104.544	111.740	119.334	127.514	135.771	144.597	153.905	163.544	173.401
55-59	59.032	64.221	69.897	75.933	82.149	88.406	95.224	102.078	109.108	116.509	124.468
60-64	42.625	46.034	49.918	54.292	59.170	64.559	70.265	76.504	83.145	89.968	96.822
65-69	27.129	28.935	30.858	32.990	35.442	38.308	41.421	44.952	48.925	53.352	58.246
70-74	19.168	20.533	21.995	23.539	25.149	26.826	28.672	30.636	32.807	35.292	38.180
75+	18.863	20.245	21.750	23.385	25.166	27.101	29.229	31.514	33.943	36.514	39.229
<b>JUMLAH</b>	<b>2.656.884</b>	<b>2.769.180</b>	<b>2.884.300</b>	<b>3.002.112</b>	<b>3.122.698</b>	<b>3.246.013</b>	<b>3.371.691</b>	<b>3.500.023</b>	<b>3.630.907</b>	<b>3.763.886</b>	<b>3.899.017</b>

Tabel II.17.1  
PROYEKSI PENDUDUK  
MENURUT JENIS KELAMIN DAN KELOMPOK UMUR  
TAHUN 2010 - 2020

BANDUNG BARAT

LAKI-LAKI

KELOMPOK UMUR	2010	2011	2012	2013	2014	2015	2016	2017	2018	2019	2020
(1)	(2)	(3)	(4)	(5)	(6)	(7)	(8)	(9)	(10)	(11)	(12)
0-4	79.360	79.928	80.401	80.758	80.978	80.746	80.281	79.759	79.185	78.553	77.871
5-9	80.156	80.228	80.262	80.428	80.641	81.173	81.677	82.093	82.396	82.552	82.244
10-14	77.466	77.506	77.445	77.265	77.140	77.123	77.102	77.048	77.131	77.248	77.669
15-19	70.839	71.473	72.120	72.629	72.908	72.921	72.816	72.617	72.315	72.054	71.891
20-24	63.999	64.335	64.536	64.672	64.874	65.158	65.578	66.009	66.314	66.394	66.225
25-29	66.433	66.520	66.619	66.787	67.059	67.348	67.582	67.689	67.733	67.841	68.032
30-34	65.285	65.451	65.614	65.636	65.597	65.358	65.307	65.274	65.312	65.448	65.599
35-39	61.302	62.383	63.232	63.967	64.446	64.926	64.985	65.043	64.967	64.827	64.484
40-44	52.703	54.252	55.696	57.006	58.155	59.109	60.067	60.806	61.437	61.815	62.189
45-49	43.721	45.215	46.795	48.412	50.001	51.496	52.960	54.324	55.560	56.630	57.506
50-54	34.521	35.933	37.260	38.564	39.918	41.370	42.744	44.201	45.693	47.146	48.505
55-59	26.252	27.785	29.281	30.731	32.124	33.447	34.799	36.069	37.316	38.603	39.981
60-64	17.913	18.873	20.042	21.347	22.687	23.986	25.384	26.752	28.076	29.340	30.537
65-69	14.336	14.907	15.439	16.034	16.808	17.827	18.797	19.976	21.288	22.630	23.929
70-74	10.152	10.587	11.058	11.536	11.997	12.426	12.942	13.429	13.969	14.661	15.568
75+	10.451	10.907	11.398	11.922	12.477	13.066	13.707	14.388	15.091	15.787	16.468
JUMLAH	774.889	786.283	797.198	807.694	817.810	827.480	836.728	845.477	853.783	861.529	868.698



Tabel II.17.2  
 PROYEKSI PENDUDUK  
 MENURUT JENIS KELAMIN DAN KELOMPOK UMUR  
 TAHUN 2010 - 2020

BANDUNG BARAT

PEREMPUAN

KELOMPOK UMUR	2010	2011	2012	2013	2014	2015	2016	2017	2018	2019	2020
(1)	(2)	(3)	(4)	(5)	(6)	(7)	(8)	(9)	(10)	(11)	(12)
0-4	75.270	76.108	76.782	77.420	77.871	77.962	77.486	76.970	76.399	75.784	75.120
5-9	76.933	76.886	76.883	76.873	76.988	77.355	78.119	78.721	79.306	79.687	79.694
10-14	74.502	74.428	74.350	74.200	74.045	73.909	73.772	73.683	73.593	73.617	73.876
15-19	68.326	68.912	69.413	69.733	69.868	69.783	69.551	69.319	69.024	68.716	68.427
20-24	62.044	62.455	62.836	63.121	63.476	63.863	64.250	64.559	64.706	64.666	64.412
25-29	64.757	64.647	64.496	64.456	64.539	64.854	65.161	65.443	65.634	65.892	66.176
30-34	62.960	63.401	63.786	63.971	63.934	63.576	63.338	63.062	62.905	62.857	63.033
35-39	58.353	59.590	60.671	61.650	62.525	63.337	63.698	64.007	64.123	64.002	63.564
40-44	48.962	50.437	51.874	53.229	54.479	55.591	56.710	57.680	58.561	59.332	60.041
45-49	40.800	42.274	43.775	45.273	46.759	48.206	49.615	50.984	52.278	53.459	54.497
50-54	32.092	33.793	35.367	36.852	38.325	39.841	41.239	42.659	44.079	45.478	46.833
55-59	24.270	25.632	27.212	28.892	30.540	32.057	33.727	35.270	36.726	38.166	39.637
60-64	18.282	19.117	19.987	20.949	22.094	23.473	24.785	26.296	27.904	29.475	30.911
65-69	15.145	15.653	16.229	16.855	17.520	18.212	19.050	19.913	20.868	22.004	23.377
70-74	10.809	11.235	11.655	12.080	12.514	12.970	13.419	13.927	14.476	15.052	15.636
75+	13.682	14.267	14.884	15.533	16.225	16.954	17.739	18.540	19.346	20.180	21.050
JUMLAH	747.187	758.835	770.200	781.087	791.702	801.943	811.659	821.033	829.928	838.367	846.284

Tabel II.17.3  
PROYEKSI PENDUDUK  
MENURUT JENIS KELAMIN DAN KELOMPOK UMUR  
TAHUN 2010 - 2020

BANDUNG BARAT

LAKI-LAKI + PEREMPUAN

KELOMPOK UMUR	2010	2011	2012	2013	2014	2015	2016	2017	2018	2019	2020
(1)	(2)	(3)	(4)	(5)	(6)	(7)	(8)	(9)	(10)	(11)	(12)
0-4	154.630	156.036	157.183	158.178	158.849	158.708	157.767	156.729	155.584	154.337	152.991
5-9	157.089	157.114	157.145	157.301	157.629	158.528	159.796	160.814	161.702	162.239	161.938
10-14	151.968	151.934	151.795	151.465	151.185	151.032	150.874	150.731	150.724	150.865	151.545
15-19	139.165	140.385	141.533	142.362	142.776	142.704	142.367	141.936	141.339	140.770	140.318
20-24	126.043	126.790	127.372	127.793	128.350	129.021	129.828	130.568	131.020	131.060	130.637
25-29	131.190	131.167	131.115	131.243	131.598	132.202	132.743	133.132	133.367	133.733	134.208
30-34	128.245	128.852	129.400	129.607	129.531	128.934	128.645	128.336	128.217	128.305	128.632
35-39	119.655	121.973	123.903	125.617	126.971	128.263	128.683	129.050	129.090	128.829	128.048
40-44	101.665	104.689	107.570	110.235	112.634	114.700	116.777	118.486	119.998	121.147	122.230
45-49	84.521	87.489	90.570	93.685	96.760	99.702	102.575	105.308	107.838	110.089	112.003
50-54	66.613	69.726	72.627	75.416	78.243	81.211	83.983	86.860	89.772	92.624	95.338
55-59	50.522	53.417	56.493	59.623	62.664	65.504	68.526	71.339	74.042	76.769	79.618
60-64	36.195	37.990	40.029	42.296	44.781	47.459	50.169	53.048	55.980	58.815	61.448
65-69	29.481	30.560	31.668	32.889	34.328	36.039	37.847	39.889	42.156	44.634	47.306
70-74	20.961	21.822	22.713	23.616	24.511	25.396	26.361	27.356	28.445	29.713	31.204
75+	24.133	25.174	26.282	27.455	28.702	30.020	31.446	32.928	34.437	35.967	37.518
JUMLAH	1.522.076	1.545.118	1.567.398	1.588.781	1.609.512	1.629.423	1.648.387	1.666.510	1.683.711	1.699.896	1.714.982

Tabel II.18.1  
 PROYEKSI PENDUDUK  
 MENURUT JENIS KELAMIN DAN KELOMPOK UMUR  
 TAHUN 2010 - 2020

PANGANDARAN

LAKI-LAKI

KELOMPOK UMUR	2010	2011	2012	2013	2014	2015	2016	2017	2018	2019	2020
(1)	(2)	(3)	(4)	(5)	(6)	(7)	(8)	(9)	(10)	(11)	(12)
0-4	16.346	16.253	16.146	16.029	15.891	15.680	15.433	15.198	14.948	14.712	14.478
5-9	16.022	15.831	15.639	15.489	15.355	15.295	15.237	15.179	15.093	15.003	14.837
10-14	17.538	17.321	17.092	16.854	16.638	16.459	16.291	16.136	16.002	15.900	15.871
15-19	15.100	15.039	14.986	14.916	14.804	14.653	14.487	14.318	14.126	13.964	13.831
20-24	12.374	12.279	12.164	12.047	11.949	11.876	11.833	11.806	11.749	11.671	11.556
25-29	12.314	12.170	12.037	11.925	11.839	11.768	11.691	11.606	11.503	11.431	11.380
30-34	12.855	12.722	12.595	12.453	12.304	12.131	12.001	11.890	11.784	11.715	11.658
35-39	14.339	14.403	14.418	14.417	14.361	14.315	14.185	14.071	13.925	13.784	13.614
40-44	14.589	14.824	15.030	15.204	15.335	15.426	15.519	15.570	15.586	15.558	15.538
45-49	14.031	14.324	14.640	14.970	15.288	15.579	15.863	16.128	16.341	16.523	16.656
50-54	12.316	12.654	12.958	13.256	13.567	13.913	14.231	14.586	14.939	15.291	15.617
55-59	10.202	10.659	11.094	11.507	11.892	12.253	12.622	12.966	13.289	13.639	14.023
60-64	7.379	7.674	8.048	8.472	8.902	9.314	9.759	10.194	10.599	10.988	11.353
65-69	5.412	5.555	5.682	5.832	6.045	6.345	6.624	6.975	7.366	7.767	8.153
70-74	3.793	3.905	4.027	4.154	4.271	4.376	4.513	4.641	4.783	4.980	5.250
75+	4.366	4.501	4.641	4.796	4.961	5.143	5.340	5.563	5.783	6.001	6.210
JUMLAH	188.976	190.114	191.197	192.321	193.402	194.526	195.629	196.827	197.816	198.927	200.025

Tabel II.18.2  
 PROYEKSI PENDUDUK  
 MENURUT JENIS KELAMIN DAN KELOMPOK UMUR  
 TAHUN 2010 - 2020

PANGANDARAN											PEREMPUAN
KELOMPOK UMUR	2010	2011	2012	2013	2014	2015	2016	2017	2018	2019	2020
(1)	(2)	(3)	(4)	(5)	(6)	(7)	(8)	(9)	(10)	(11)	(12)
0-4	15.383	15.333	15.257	15.184	15.084	14.919	14.674	14.420	14.170	13.917	13.677
5-9	15.209	14.983	14.780	14.586	14.426	14.317	14.309	14.265	14.231	14.156	14.036
10-14	16.696	16.440	16.200	15.959	15.724	15.507	15.317	15.135	14.966	14.822	14.745
15-19	13.802	13.722	13.633	13.518	13.373	13.192	13.011	12.830	12.648	12.464	12.304
20-24	12.437	12.341	12.247	12.142	12.059	11.985	11.934	11.862	11.774	11.651	11.507
25-29	13.021	12.817	12.615	12.449	12.310	12.219	12.149	12.072	11.989	11.916	11.864
30-34	14.137	14.031	13.921	13.780	13.602	13.367	13.180	12.986	12.830	12.698	12.624
35-39	15.026	15.125	15.187	15.228	15.249	15.260	15.183	15.096	14.971	14.795	14.568
40-44	15.633	15.877	16.104	16.309	16.484	16.611	16.766	16.868	16.950	16.998	17.049
45-49	14.641	14.953	15.273	15.591	15.903	16.197	16.496	16.771	17.023	17.234	17.418
50-54	12.199	12.660	13.067	13.435	13.797	14.169	14.514	14.855	15.195	15.524	15.851
55-59	9.537	9.930	10.396	10.896	11.375	11.793	12.276	12.703	13.096	13.476	13.875
60-64	7.230	7.453	7.682	7.945	8.275	8.683	9.072	9.524	10.009	10.471	10.890
65-69	6.010	6.125	6.264	6.423	6.595	6.775	7.014	7.258	7.532	7.867	8.284
70-74	4.547	4.660	4.771	4.882	4.997	5.119	5.241	5.383	5.538	5.706	5.883
75+	5.034	5.165	5.321	5.481	5.665	5.844	6.052	6.243	6.449	6.662	6.893
<b>JUMLAH</b>	<b>190.542</b>	<b>191.615</b>	<b>192.718</b>	<b>193.808</b>	<b>194.918</b>	<b>195.957</b>	<b>197.188</b>	<b>198.271</b>	<b>199.371</b>	<b>200.357</b>	<b>201.468</b>

Tabel II.18.3  
 PROYEKSI PENDUDUK  
 MENURUT JENIS KELAMIN DAN KELOMPOK UMUR  
 TAHUN 2010 - 2020

PANGANDARAN

LAKI-LAKI + PEREMPUAN

KELOMPOK UMUR	2010	2011	2012	2013	2014	2015	2016	2017	2018	2019	2020
(1)	(2)	(3)	(4)	(5)	(6)	(7)	(8)	(9)	(10)	(11)	(12)
0-4	31.729	31.586	31.403	31.213	30.975	30.599	30.107	29.618	29.118	28.629	28.155
5-9	31.231	30.814	30.419	30.075	29.781	29.612	29.546	29.444	29.324	29.159	28.873
10-14	34.234	33.761	33.292	32.813	32.362	31.966	31.608	31.271	30.968	30.722	30.616
15-19	28.902	28.761	28.619	28.434	28.177	27.845	27.498	27.148	26.774	26.428	26.135
20-24	24.811	24.620	24.411	24.189	24.008	23.861	23.767	23.668	23.523	23.322	23.063
25-29	25.335	24.987	24.652	24.374	24.149	23.987	23.840	23.678	23.492	23.347	23.244
30-34	26.992	26.753	26.516	26.233	25.906	25.498	25.181	24.876	24.614	24.413	24.282
35-39	29.365	29.528	29.605	29.645	29.610	29.575	29.368	29.167	28.896	28.579	28.182
40-44	30.222	30.701	31.134	31.513	31.819	32.037	32.285	32.438	32.536	32.556	32.587
45-49	28.672	29.277	29.913	30.561	31.191	31.776	32.359	32.899	33.364	33.757	34.074
50-54	24.515	25.314	26.025	26.691	27.364	28.082	28.745	29.441	30.134	30.815	31.468
55-59	19.739	20.589	21.490	22.403	23.267	24.046	24.898	25.669	26.385	27.115	27.898
60-64	14.609	15.127	15.730	16.417	17.177	17.997	18.831	19.718	20.608	21.459	22.243
65-69	11.422	11.680	11.946	12.255	12.640	13.120	13.638	14.233	14.898	15.634	16.437
70-74	8.340	8.565	8.798	9.036	9.268	9.495	9.754	10.024	10.321	10.686	11.133
75+	9.400	9.666	9.962	10.277	10.626	10.987	11.392	11.806	12.232	12.663	13.103
<b>JUMLAH</b>	<b>379.518</b>	<b>381.729</b>	<b>383.915</b>	<b>386.129</b>	<b>388.320</b>	<b>390.483</b>	<b>392.817</b>	<b>395.098</b>	<b>397.187</b>	<b>399.284</b>	<b>401.493</b>

Tabel II.19.1  
 PROYEKSI PENDUDUK  
 MENURUT JENIS KELAMIN DAN KELOMPOK UMUR  
 TAHUN 2010 - 2020

KOTA BOGOR

LAKI-LAKI

KELOMPOK UMUR	2010	2011	2012	2013	2014	2015	2016	2017	2018	2019	2020
(1)	(2)	(3)	(4)	(5)	(6)	(7)	(8)	(9)	(10)	(11)	(12)
0-4	47.273	47.826	48.330	48.761	49.123	49.223	49.177	49.087	48.975	48.826	48.654
5-9	44.317	44.557	44.780	45.074	45.405	45.931	46.438	46.893	47.302	47.627	47.695
10-14	42.542	42.755	42.917	43.011	43.142	43.346	43.542	43.715	43.980	44.266	44.738
15-19	44.960	45.566	46.191	46.725	47.125	47.364	47.524	47.618	47.656	47.719	47.859
20-24	48.565	49.038	49.420	49.745	50.135	50.603	51.174	51.753	52.249	52.574	52.710
25-29	46.093	46.361	46.646	46.971	47.383	47.822	48.220	48.521	48.795	49.117	49.510
30-34	44.693	45.008	45.328	45.546	45.732	45.791	45.975	46.168	46.424	46.753	47.103
35-39	40.155	41.047	41.797	42.473	42.992	43.525	43.772	44.017	44.187	44.310	44.305
40-44	34.829	36.012	37.142	38.185	39.137	39.976	40.818	41.515	42.155	42.625	43.107
45-49	27.870	28.952	30.102	31.283	32.459	33.594	34.717	35.776	36.772	37.667	38.449
50-54	22.931	23.977	24.980	25.968	27.005	28.125	29.200	30.336	31.518	32.681	33.799
55-59	16.943	18.014	19.073	20.105	21.115	22.092	23.096	24.052	25.009	25.998	27.066
60-64	10.415	11.021	11.759	12.579	13.433	14.270	15.175	16.068	16.949	17.800	18.621
65-69	7.010	7.322	7.619	7.948	8.369	8.922	9.452	10.092	10.810	11.546	12.273
70-74	4.670	4.891	5.132	5.380	5.621	5.849	6.122	6.382	6.672	7.037	7.511
75+	4.361	4.572	4.799	5.043	5.303	5.585	5.886	6.203	6.542	6.880	7.206
JUMLAH	487.627	496.919	506.015	514.797	523.479	532.018	540.288	548.196	555.995	563.426	570.606

Tabel II.19.2  
 PROYEKSI PENDUDUK  
 MENURUT JENIS KELAMIN DAN KELOMPOK UMUR  
 TAHUN 2010 - 2020

KOTA BOGOR

PEREMPUAN

KELOMPOK UMUR	2010	2011	2012	2013	2014	2015	2016	2017	2018	2019	2020
(1)	(2)	(3)	(4)	(5)	(6)	(7)	(8)	(9)	(10)	(11)	(12)
0-4	43.616	44.296	44.876	45.464	45.944	46.204	46.134	46.050	45.927	45.777	45.610
5-9	41.813	41.968	42.142	42.332	42.593	42.981	43.613	44.166	44.704	45.140	45.377
10-14	41.171	41.308	41.440	41.547	41.654	41.761	41.879	42.033	42.183	42.401	42.769
15-19	45.863	46.458	46.994	47.434	47.748	47.905	47.972	48.045	48.068	48.088	48.134
20-24	46.298	46.809	47.292	47.728	48.222	48.730	49.255	49.732	50.081	50.293	50.356
25-29	44.417	44.534	44.614	44.794	45.059	45.479	45.908	46.336	46.692	47.102	47.549
30-34	42.397	42.881	43.323	43.652	43.829	43.774	43.815	43.835	43.932	44.111	44.462
35-39	38.204	39.183	40.063	40.896	41.670	42.400	42.842	43.259	43.542	43.674	43.597
40-44	33.115	34.264	35.386	36.478	37.507	38.441	39.397	40.265	41.070	41.810	42.523
45-49	26.988	28.086	29.204	30.342	31.486	32.603	33.711	34.813	35.863	36.849	37.756
50-54	21.544	22.782	23.939	25.061	26.185	27.338	28.430	29.554	30.680	31.811	32.926
55-59	15.624	16.572	17.666	18.847	20.014	21.101	22.305	23.440	24.521	25.609	26.733
60-64	9.906	10.403	10.914	11.487	12.167	12.987	13.776	14.690	15.667	16.636	17.544
65-69	7.703	7.998	8.326	8.689	9.076	9.478	9.963	10.468	11.025	11.685	12.477
70-74	5.441	5.683	5.922	6.166	6.419	6.683	6.948	7.246	7.568	7.910	8.269
75+	6.350	6.647	6.965	7.305	7.668	8.039	8.451	8.881	9.310	9.759	10.239
JUMLAH	470.450	479.872	489.066	498.222	507.241	515.904	524.399	532.813	540.833	548.655	556.321

Tabel II.19.3  
 PROYEKSI PENDUDUK  
 MENURUT JENIS KELAMIN DAN KELOMPOK UMUR  
 TAHUN 2010 - 2020

KOTA BOGOR

LAKI-LAKI + PEREMPUAN

KELOMPOK UMUR	2010	2011	2012	2013	2014	2015	2016	2017	2018	2019	2020
(1)	(2)	(3)	(4)	(5)	(6)	(7)	(8)	(9)	(10)	(11)	(12)
0-4	90.889	92.122	93.206	94.225	95.067	95.427	95.311	95.137	94.902	94.603	94.264
5-9	86.130	86.525	86.922	87.406	87.998	88.912	90.051	91.059	92.006	92.767	93.072
10-14	83.713	84.063	84.357	84.558	84.796	85.107	85.421	85.748	86.163	86.667	87.507
15-19	90.823	92.024	93.185	94.159	94.873	95.269	95.496	95.663	95.724	95.807	95.993
20-24	94.863	95.847	96.712	97.473	98.357	99.333	100.429	101.485	102.330	102.867	103.066
25-29	90.510	90.895	91.260	91.765	92.442	93.301	94.128	94.857	95.487	96.219	97.059
30-34	87.090	87.889	88.651	89.198	89.561	89.565	89.790	90.003	90.356	90.864	91.565
35-39	78.359	80.230	81.860	83.369	84.662	85.925	86.614	87.276	87.729	87.984	87.902
40-44	67.944	70.276	72.528	74.663	76.644	78.417	80.215	81.780	83.225	84.435	85.630
45-49	54.858	57.038	59.306	61.625	63.945	66.197	68.428	70.589	72.635	74.516	76.205
50-54	44.475	46.759	48.919	51.029	53.190	55.463	57.630	59.890	62.198	64.492	66.725
55-59	32.567	34.586	36.739	38.952	41.129	43.193	45.401	47.492	49.530	51.607	53.799
60-64	20.321	21.424	22.673	24.066	25.600	27.257	28.951	30.758	32.616	34.436	36.165
65-69	14.713	15.320	15.945	16.637	17.445	18.400	19.415	20.560	21.835	23.231	24.750
70-74	10.111	10.574	11.054	11.546	12.040	12.532	13.070	13.628	14.240	14.947	15.780
75+	10.711	11.219	11.764	12.348	12.971	13.624	14.337	15.084	15.852	16.639	17.445
<b>JUMLAH</b>	<b>958.077</b>	<b>976.791</b>	<b>995.081</b>	<b>1.013.019</b>	<b>1.030.720</b>	<b>1.047.922</b>	<b>1.064.687</b>	<b>1.081.009</b>	<b>1.096.828</b>	<b>1.112.081</b>	<b>1.126.927</b>



Tabel II.20.1  
 PROYEKSI PENDUDUK  
 MENURUT JENIS KELAMIN DAN KELOMPOK UMUR  
 TAHUN 2010 - 2020

KOTA SUKABUMI

LAKI-LAKI

KELOMPOK UMUR	2010	2011	2012	2013	2014	2015	2016	2017	2018	2019	2020
(1)	(2)	(3)	(4)	(5)	(6)	(7)	(8)	(9)	(10)	(11)	(12)
0-4	15.060	15.119	15.166	15.188	15.179	15.091	14.961	14.821	14.670	14.516	14.343
5-9	14.563	14.530	14.495	14.481	14.472	14.525	14.573	14.605	14.616	14.606	14.503
10-14	13.863	13.825	13.776	13.703	13.635	13.592	13.549	13.501	13.476	13.462	13.488
15-19	14.410	14.492	14.583	14.642	14.650	14.609	14.546	14.465	14.363	14.275	14.193
20-24	14.082	14.111	14.115	14.103	14.101	14.121	14.170	14.222	14.247	14.227	14.143
25-29	13.363	13.338	13.320	13.312	13.323	13.342	13.350	13.332	13.301	13.288	13.282
30-34	12.909	12.901	12.897	12.861	12.812	12.728	12.682	12.639	12.609	12.602	12.590
35-39	11.343	11.505	11.631	11.729	11.779	11.833	11.807	11.785	11.736	11.680	11.580
40-44	10.493	10.767	11.023	11.248	11.437	11.591	11.744	11.856	11.944	11.986	12.018
45-49	9.059	9.339	9.639	9.942	10.234	10.510	10.777	11.023	11.240	11.427	11.565
50-54	7.745	8.035	8.309	8.574	8.846	9.141	9.418	9.710	10.009	10.300	10.562
55-59	5.799	6.117	6.429	6.727	7.009	7.277	7.549	7.801	8.048	8.303	8.572
60-64	3.632	3.813	4.039	4.290	4.543	4.789	5.053	5.310	5.558	5.793	6.008
65-69	2.804	2.907	3.002	3.108	3.248	3.435	3.611	3.826	4.065	4.312	4.543
70-74	1.906	1.981	2.063	2.146	2.225	2.297	2.385	2.468	2.559	2.679	2.836
75+	1.871	1.948	2.032	2.121	2.206	2.307	2.411	2.527	2.641	2.755	2.864
JUMLAH	152.902	154.728	156.519	158.175	159.699	161.188	162.586	163.891	165.082	166.211	167.090

Tabel II.20.2  
 PROYEKSI PENDUDUK  
 MENURUT JENIS KELAMIN DAN KELOMPOK UMUR  
 TAHUN 2010 - 2020

KOTA SUKABUMI

PEREMPUAN

KELOMPOK UMUR	2010	2011	2012	2013	2014	2015	2016	2017	2018	2019	2020
(1)	(2)	(3)	(4)	(5)	(6)	(7)	(8)	(9)	(10)	(11)	(12)
0-4	14.214	14.314	14.393	14.459	14.488	14.456	14.320	14.171	14.015	13.855	13.685
5-9	13.827	13.762	13.716	13.664	13.631	13.647	13.738	13.792	13.844	13.865	13.818
10-14	13.504	13.436	13.377	13.302	13.222	13.153	13.086	13.021	12.956	12.919	12.920
15-19	13.955	14.018	14.073	14.086	14.057	13.992	13.902	13.802	13.692	13.585	13.482
20-24	12.874	12.907	12.945	12.956	12.978	13.012	13.051	13.063	13.041	12.990	12.894
25-29	12.722	12.647	12.577	12.524	12.489	12.506	12.526	12.532	12.523	12.531	12.540
30-34	11.791	11.825	11.859	11.853	11.798	11.691	11.608	11.512	11.439	11.394	11.384
35-39	10.551	10.733	10.890	11.026	11.138	11.245	11.276	11.286	11.267	11.209	11.092
40-44	10.353	10.621	10.886	11.128	11.345	11.535	11.730	11.881	12.016	12.133	12.234
45-49	8.888	9.171	9.464	9.754	10.035	10.306	10.577	10.827	11.060	11.270	11.448
50-54	7.341	7.698	8.029	8.334	8.633	8.944	9.229	9.511	9.789	10.068	10.331
55-59	5.815	6.116	6.471	6.842	7.201	7.528	7.893	8.220	8.527	8.831	9.137
60-64	3.885	4.048	4.220	4.407	4.631	4.903	5.160	5.455	5.764	6.067	6.341
65-69	3.177	3.271	3.381	3.500	3.623	3.755	3.916	4.083	4.264	4.481	4.746
70-74	2.343	2.426	2.510	2.593	2.677	2.765	2.853	2.950	3.056	3.169	3.285
75+	2.872	2.983	3.095	3.219	3.356	3.491	3.646	3.791	3.947	4.102	4.264
<b>JUMLAH</b>	<b>148.112</b>	<b>149.976</b>	<b>151.886</b>	<b>153.647</b>	<b>155.302</b>	<b>156.929</b>	<b>158.511</b>	<b>159.897</b>	<b>161.200</b>	<b>162.469</b>	<b>163.601</b>

Tabel II.20.3  
 PROYEKSI PENDUDUK  
 MENURUT JENIS KELAMIN DAN KELOMPOK UMUR  
 TAHUN 2010 - 2020

KOTA SUKABUMI

LAKI-LAKI + PEREMPUAN

KELOMPOK UMUR	2010	2011	2012	2013	2014	2015	2016	2017	2018	2019	2020
(1)	(2)	(3)	(4)	(5)	(6)	(7)	(8)	(9)	(10)	(11)	(12)
0-4	29.274	29.433	29.559	29.647	29.667	29.547	29.281	28.992	28.685	28.371	28.028
5-9	28.390	28.292	28.211	28.145	28.103	28.172	28.311	28.397	28.460	28.471	28.321
10-14	27.367	27.261	27.153	27.005	26.857	26.745	26.635	26.522	26.432	26.381	26.408
15-19	28.365	28.510	28.656	28.728	28.707	28.601	28.448	28.267	28.055	27.860	27.675
20-24	26.956	27.018	27.060	27.059	27.079	27.133	27.221	27.285	27.288	27.217	27.037
25-29	26.085	25.985	25.897	25.836	25.812	25.848	25.876	25.864	25.824	25.819	25.822
30-34	24.700	24.726	24.756	24.714	24.610	24.419	24.290	24.151	24.048	23.996	23.974
35-39	21.894	22.238	22.521	22.755	22.917	23.078	23.083	23.071	23.003	22.889	22.672
40-44	20.846	21.388	21.909	22.376	22.782	23.126	23.474	23.737	23.960	24.119	24.252
45-49	17.947	18.510	19.103	19.696	20.269	20.816	21.354	21.850	22.300	22.697	23.013
50-54	15.086	15.733	16.338	16.908	17.479	18.085	18.647	19.221	19.798	20.368	20.893
55-59	11.614	12.233	12.900	13.569	14.210	14.805	15.442	16.021	16.575	17.134	17.709
60-64	7.517	7.861	8.259	8.697	9.174	9.692	10.213	10.765	11.322	11.860	12.349
65-69	5.981	6.178	6.383	6.608	6.871	7.190	7.527	7.909	8.329	8.793	9.289
70-74	4.249	4.407	4.573	4.739	4.902	5.062	5.238	5.418	5.615	5.848	6.121
75+	4.743	4.931	5.127	5.340	5.562	5.798	6.057	6.318	6.588	6.857	7.128
JUMLAH	301.014	304.704	308.405	311.822	315.001	318.117	321.097	323.788	326.282	328.680	330.691

Tabel II.21.1  
PROYEKSI PENDUDUK  
MENURUT JENIS KELAMIN DAN KELOMPOK UMUR  
TAHUN 2010 - 2020

KOTA BANDUNG

LAKI-LAKI

KELOMPOK UMUR	2010	2011	2012	2013	2014	2015	2016	2017	2018	2019	2020
(1)	(2)	(3)	(4)	(5)	(6)	(7)	(8)	(9)	(10)	(11)	(12)
0-4	108.762	108.662	108.435	108.058	107.497	106.353	104.902	103.395	101.851	100.268	98.637
5-9	101.392	100.668	99.907	99.327	98.804	98.682	98.508	98.225	97.819	97.256	96.154
10-14	93.469	92.766	91.953	91.019	90.155	89.432	88.699	87.936	87.344	86.810	86.617
15-19	112.287	112.383	112.498	112.399	111.943	111.088	110.047	108.881	107.583	106.374	105.325
20-24	136.844	136.454	135.795	135.009	134.363	133.902	133.694	133.509	133.079	132.224	130.877
25-29	123.699	122.866	122.069	121.412	120.946	120.521	119.981	119.219	118.368	117.650	117.081
30-34	116.030	115.389	114.759	113.891	112.928	111.640	110.668	109.736	108.945	108.335	107.756
35-39	98.501	99.432	99.982	100.350	100.306	100.264	99.556	98.859	97.973	97.014	95.765
40-44	85.238	87.037	88.641	90.012	91.100	91.876	92.623	93.020	93.255	93.112	92.961
45-49	69.508	71.303	73.208	75.144	76.996	78.680	80.276	81.692	82.900	83.849	84.498
50-54	58.671	60.580	62.320	63.992	65.714	67.575	69.264	71.057	72.885	74.627	76.196
55-59	44.534	46.755	48.883	50.900	52.784	54.531	56.285	57.880	59.414	60.992	62.688
60-64	27.501	28.739	30.278	31.996	33.736	35.389	37.156	38.847	40.453	41.950	43.329
65-69	20.245	20.881	21.456	22.106	22.989	24.195	25.307	26.682	28.214	29.764	31.233
70-74	13.387	13.849	14.349	14.854	15.325	15.747	16.271	16.750	17.289	18.006	18.974
75+	11.149	11.542	11.965	12.416	12.892	13.399	13.939	14.516	15.107	15.685	16.234
<b>JUMLAH</b>	<b>1.221.217</b>	<b>1.229.306</b>	<b>1.236.498</b>	<b>1.242.885</b>	<b>1.248.478</b>	<b>1.253.274</b>	<b>1.257.176</b>	<b>1.260.204</b>	<b>1.262.479</b>	<b>1.263.916</b>	<b>1.264.325</b>

Tabel II.21.2  
 PROYEKSI PENDUDUK  
 MENURUT JENIS KELAMIN DAN KELOMPOK UMUR  
 TAHUN 2010 - 2020

KOTA BANDUNG

PEREMPUAN

KELOMPOK UMUR	2010	2011	2012	2013	2014	2015	2016	2017	2018	2019	2020
(1)	(2)	(3)	(4)	(5)	(6)	(7)	(8)	(9)	(10)	(11)	(12)
0-4	103.078	103.333	103.350	103.343	103.066	102.317	100.864	99.363	97.828	96.262	94.658
5-9	96.490	95.603	94.781	93.973	93.316	92.968	93.126	93.070	93.001	92.702	91.973
10-14	90.903	90.034	89.170	88.246	87.314	86.425	85.562	84.752	83.962	83.316	82.940
15-19	116.161	116.156	116.005	115.579	114.830	113.732	112.442	111.143	109.771	108.412	107.103
20-24	127.750	127.499	127.179	126.693	126.334	126.032	125.767	125.321	124.578	123.500	122.037
25-29	115.184	113.993	112.739	111.722	110.909	110.506	110.133	109.698	109.131	108.690	108.288
30-34	107.942	107.776	107.501	106.920	105.949	104.462	103.220	101.912	100.824	99.937	99.419
35-39	94.272	95.445	96.344	97.077	97.620	98.057	97.814	97.470	96.857	95.903	94.487
40-44	83.759	85.546	87.224	88.747	90.060	91.111	92.183	92.975	93.613	94.070	94.421
45-49	71.130	73.066	75.010	76.928	78.783	80.533	82.214	83.777	85.195	86.414	87.375
50-54	57.802	60.321	62.572	64.643	66.654	68.696	70.530	72.357	74.157	75.902	77.538
55-59	43.422	45.472	47.846	50.360	52.774	54.913	57.289	59.402	61.344	63.231	65.142
60-64	27.835	28.860	29.911	31.086	32.508	34.248	35.864	37.739	39.724	41.629	43.311
65-69	22.686	23.252	23.902	24.620	25.380	26.173	27.163	28.172	29.297	30.654	32.301
70-74	14.900	15.356	15.799	16.236	16.682	17.145	17.599	18.112	18.674	19.263	19.862
75+	17.562	18.158	18.786	19.445	20.145	20.877	21.676	22.471	23.273	24.087	24.923
JUMLAH	1.190.876	1.199.870	1.208.119	1.215.618	1.222.324	1.228.195	1.233.446	1.237.734	1.241.229	1.243.972	1.245.778

Tabel II.21.3  
PROYEKSI PENDUDUK  
MENURUT JENIS KELAMIN DAN KELOMPOK UMUR  
TAHUN 2010 - 2020

KOTA BANDUNG

LAKI-LAKI + PEREMPUAN

KELOMPOK UMUR	2010	2011	2012	2013	2014	2015	2016	2017	2018	2019	2020
(1)	(2)	(3)	(4)	(5)	(6)	(7)	(8)	(9)	(10)	(11)	(12)
0-4	211.840	211.995	211.785	211.401	210.563	208.670	205.766	202.758	199.679	196.530	193.295
5-9	197.882	196.271	194.688	193.300	192.120	191.650	191.634	191.295	190.820	189.958	188.127
10-14	184.372	182.800	181.123	179.265	177.469	175.857	174.261	172.688	171.306	170.126	169.557
15-19	228.448	228.539	228.503	227.978	226.773	224.820	222.489	220.024	217.354	214.786	212.428
20-24	264.594	263.953	262.974	261.702	260.697	259.934	259.461	258.830	257.657	255.724	252.914
25-29	238.883	236.859	234.808	233.134	231.855	231.027	230.114	228.917	227.499	226.340	225.369
30-34	223.972	223.165	222.260	220.811	218.877	216.102	213.888	211.648	209.769	208.272	207.175
35-39	192.773	194.877	196.326	197.427	197.926	198.321	197.370	196.329	194.830	192.917	190.252
40-44	168.997	172.583	175.865	178.759	181.160	182.987	184.806	185.995	186.868	187.182	187.382
45-49	140.638	144.369	148.218	152.072	155.779	159.213	162.490	165.469	168.095	170.263	171.873
50-54	116.473	120.901	124.892	128.635	132.368	136.271	139.794	143.414	147.042	150.529	153.734
55-59	87.956	92.227	96.729	101.260	105.558	109.444	113.574	117.282	120.758	124.223	127.830
60-64	55.336	57.599	60.189	63.082	66.244	69.637	73.020	76.586	80.177	83.579	86.640
65-69	42.931	44.133	45.358	46.726	48.369	50.368	52.470	54.854	57.511	60.418	63.534
70-74	28.287	29.205	30.148	31.090	32.007	32.892	33.870	34.862	35.963	37.269	38.836
75+	28.711	29.700	30.751	31.861	33.037	34.276	35.615	36.987	38.380	39.772	41.157
JUMLAH	2.412.093	2.429.176	2.444.617	2.458.503	2.470.802	2.481.469	2.490.622	2.497.938	2.503.708	2.507.888	2.510.103

Tabel II.22.1  
 PROYEKSI PENDUDUK  
 MENURUT JENIS KELAMIN DAN KELOMPOK UMUR  
 TAHUN 2010 - 2020

KOTA CIREBON

LAKI-LAKI

KELOMPOK UMUR	2010	2011	2012	2013	2014	2015	2016	2017	2018	2019	2020
(1)	(2)	(3)	(4)	(5)	(6)	(7)	(8)	(9)	(10)	(11)	(12)
0-4	14.035	14.058	14.070	14.082	14.071	13.999	13.888	13.776	13.669	13.562	13.455
5-9	13.298	13.238	13.176	13.156	13.144	13.202	13.256	13.301	13.343	13.371	13.331
10-14	13.568	13.501	13.423	13.344	13.275	13.242	13.211	13.181	13.186	13.208	13.291
15-19	14.005	14.052	14.109	14.158	14.161	14.132	14.083	14.021	13.955	13.907	13.886
20-24	13.244	13.241	13.215	13.195	13.190	13.219	13.276	13.341	13.395	13.414	13.389
25-29	12.974	12.919	12.874	12.859	12.865	12.893	12.911	12.910	12.910	12.933	12.981
30-34	13.114	13.076	13.042	12.999	12.945	12.870	12.834	12.807	12.805	12.834	12.874
35-39	11.264	11.399	11.497	11.589	11.634	11.695	11.680	11.672	11.651	11.628	11.577
40-44	10.314	10.560	10.785	11.001	11.182	11.341	11.499	11.624	11.737	11.811	11.893
45-49	8.507	8.750	9.010	9.288	9.558	9.823	10.081	10.324	10.552	10.758	10.933
50-54	7.398	7.657	7.901	8.148	8.405	8.692	8.960	9.251	9.557	9.863	10.157
55-59	6.110	6.431	6.743	7.052	7.345	7.631	7.922	8.198	8.476	8.771	9.090
60-64	3.864	4.048	4.278	4.540	4.808	5.072	5.357	5.637	5.912	6.178	6.435
65-69	2.483	2.566	2.646	2.737	2.859	3.026	3.184	3.379	3.598	3.826	4.049
70-74	1.524	1.580	1.641	1.706	1.768	1.828	1.901	1.969	2.046	2.148	2.283
75+	1.273	1.323	1.372	1.432	1.493	1.563	1.634	1.712	1.795	1.879	1.962
JUMLAH	146.975	148.399	149.782	151.286	152.703	154.228	155.677	157.103	158.587	160.091	161.586

Tabel II.22.2  
PROYEKSI PENDUDUK  
MENURUT JENIS KELAMIN DAN KELOMPOK UMUR  
TAHUN 2010 - 2020

KOTA CIREBON

PEREMPUAN

KELOMPOK UMUR	2010	2011	2012	2013	2014	2015	2016	2017	2018	2019	2020
(1)	(2)	(3)	(4)	(5)	(6)	(7)	(8)	(9)	(10)	(11)	(12)
0-4	12.881	12.923	12.954	12.982	12.987	12.938	12.816	12.683	12.555	12.433	12.311
5-9	12.518	12.411	12.332	12.254	12.206	12.200	12.280	12.331	12.389	12.428	12.418
10-14	13.074	12.958	12.861	12.756	12.661	12.576	12.509	12.448	12.400	12.385	12.414
15-19	14.132	14.144	14.155	14.134	14.086	14.000	13.908	13.813	13.717	13.632	13.564
20-24	12.562	12.547	12.543	12.522	12.526	12.538	12.572	12.587	12.579	12.551	12.490
25-29	12.542	12.424	12.313	12.232	12.181	12.179	12.194	12.204	12.208	12.235	12.275
30-34	12.528	12.517	12.512	12.474	12.398	12.266	12.177	12.080	12.019	11.991	12.009
35-39	10.966	11.113	11.239	11.350	11.449	11.540	11.569	11.582	11.572	11.532	11.440
40-44	10.567	10.800	11.036	11.252	11.456	11.628	11.824	11.979	12.128	12.266	12.397
45-49	9.173	9.431	9.702	9.976	10.250	10.513	10.784	11.042	11.292	11.527	11.735
50-54	7.893	8.243	8.566	8.869	9.171	9.485	9.787	10.088	10.398	10.712	11.018
55-59	6.097	6.391	6.740	7.109	7.472	7.801	8.179	8.521	8.847	9.179	9.523
60-64	4.016	4.167	4.329	4.510	4.732	5.002	5.264	5.564	5.890	6.212	6.507
65-69	2.879	2.957	3.045	3.144	3.252	3.368	3.511	3.658	3.828	4.031	4.277
70-74	2.114	2.182	2.253	2.322	2.395	2.470	2.548	2.637	2.735	2.843	2.957
75+	2.289	2.374	2.463	2.556	2.659	2.762	2.887	3.005	3.133	3.264	3.401
JUMLAH	146.231	147.582	149.043	150.442	151.881	153.266	154.809	156.222	157.690	159.221	160.736



Tabel II.22.3  
PROYEKSI PENDUDUK  
MENURUT JENIS KELAMIN DAN KELOMPOK UMUR  
TAHUN 2010 - 2020

KOTA CIREBON

LAKI-LAKI + PEREMPUAN

KELOMPOK UMUR	2010	2011	2012	2013	2014	2015	2016	2017	2018	2019	2020
(1)	(2)	(3)	(4)	(5)	(6)	(7)	(8)	(9)	(10)	(11)	(12)
0-4	26.916	26.981	27.024	27.064	27.058	26.937	26.704	26.459	26.224	25.995	25.766
5-9	25.816	25.649	25.508	25.410	25.350	25.402	25.536	25.632	25.732	25.799	25.749
10-14	26.642	26.459	26.284	26.100	25.936	25.818	25.720	25.629	25.586	25.593	25.705
15-19	28.137	28.196	28.264	28.292	28.247	28.132	27.991	27.834	27.672	27.539	27.450
20-24	25.806	25.788	25.758	25.717	25.716	25.757	25.848	25.928	25.974	25.965	25.879
25-29	25.516	25.343	25.187	25.091	25.046	25.072	25.105	25.114	25.118	25.168	25.256
30-34	25.642	25.593	25.554	25.473	25.343	25.136	25.011	24.887	24.824	24.825	24.883
35-39	22.230	22.512	22.736	22.939	23.083	23.235	23.249	23.254	23.223	23.160	23.017
40-44	20.881	21.360	21.821	22.253	22.638	22.969	23.323	23.603	23.865	24.077	24.290
45-49	17.680	18.181	18.712	19.264	19.808	20.336	20.865	21.366	21.844	22.285	22.668
50-54	15.291	15.900	16.467	17.017	17.576	18.177	18.747	19.339	19.955	20.575	21.175
55-59	12.207	12.822	13.483	14.161	14.817	15.432	16.101	16.719	17.323	17.950	18.613
60-64	7.880	8.215	8.607	9.050	9.540	10.074	10.621	11.201	11.802	12.390	12.942
65-69	5.362	5.523	5.691	5.881	6.111	6.394	6.695	7.037	7.426	7.857	8.326
70-74	3.638	3.762	3.894	4.028	4.163	4.298	4.449	4.606	4.781	4.991	5.240
75+	3.562	3.697	3.835	3.988	4.152	4.325	4.521	4.717	4.928	5.143	5.363
JUMLAH	293.206	295.981	298.825	301.728	304.584	307.494	310.486	313.325	316.277	319.312	322.322

Tabel II.23.1  
 PROYEKSI PENDUDUK  
 MENURUT JENIS KELAMIN DAN KELOMPOK UMUR  
 TAHUN 2010 - 2020

KOTA BEKASI

LAKI-LAKI

KELOMPOK UMUR	2010	2011	2012	2013	2014	2015	2016	2017	2018	2019	2020
(1)	(2)	(3)	(4)	(5)	(6)	(7)	(8)	(9)	(10)	(11)	(12)
0-4	114.569	117.154	119.682	122.095	124.363	125.991	127.263	128.474	129.619	130.693	131.712
5-9	105.185	106.890	108.600	110.528	112.573	115.130	117.694	120.196	122.599	124.844	126.448
10-14	97.531	99.072	100.535	101.875	103.319	104.947	106.590	108.235	110.109	112.084	114.569
15-19	104.901	107.457	110.118	112.631	114.854	116.712	118.401	119.982	121.423	122.965	124.731
20-24	121.816	124.326	126.657	128.912	131.362	134.051	137.065	140.188	143.120	145.643	147.684
25-29	121.774	123.795	125.911	128.205	130.762	133.428	136.029	138.438	140.776	143.311	146.104
30-34	117.145	119.236	121.398	123.338	125.216	126.757	128.677	130.684	132.884	135.340	137.907
35-39	102.198	105.587	108.693	111.677	114.294	116.988	118.957	120.985	122.807	124.546	125.951
40-44	89.361	93.391	97.370	101.221	104.893	108.320	111.830	115.031	118.115	120.786	123.540
45-49	73.139	76.793	80.714	84.811	88.979	93.108	97.282	101.395	105.385	109.172	112.707
50-54	57.924	61.216	64.467	67.768	71.255	75.029	78.756	82.753	86.935	91.170	95.360
55-59	39.989	42.967	45.989	49.022	52.051	55.063	58.203	61.301	64.450	67.766	71.352
60-64	21.918	23.445	25.285	27.354	29.530	31.718	34.103	36.522	38.952	41.371	43.775
65-69	12.475	13.169	13.853	14.613	15.557	16.767	17.961	19.395	21.005	22.695	24.397
70-74	6.696	7.090	7.520	7.970	8.419	8.858	9.373	9.883	10.448	11.146	12.031
75+	4.999	5.298	5.618	5.968	6.345	6.755	7.195	7.675	8.185	8.701	9.227
JUMLAH	1.191.620	1.226.886	1.262.410	1.297.988	1.333.772	1.369.622	1.405.379	1.441.137	1.476.812	1.512.233	1.547.495

Tabel II.23.2  
PROYEKSI PENDUDUK  
MENURUT JENIS KELAMIN DAN KELOMPOK UMUR  
TAHUN 2010 - 2020

KOTA BEKASI

PEREMPUAN

KELOMPOK UMUR	2010	2011	2012	2013	2014	2015	2016	2017	2018	2019	2020
(1)	(2)	(3)	(4)	(5)	(6)	(7)	(8)	(9)	(10)	(11)	(12)
0-4	107.850	110.766	113.516	116.311	118.875	120.953	122.211	123.421	124.574	125.677	126.725
5-9	99.426	100.924	102.519	104.160	105.993	108.232	111.119	113.852	116.631	119.194	121.261
10-14	93.614	94.988	96.390	97.748	99.114	100.547	102.029	103.603	105.224	107.051	109.281
15-19	111.739	114.468	117.132	119.585	121.753	123.591	125.240	126.905	128.491	130.101	131.797
20-24	124.085	126.864	129.648	132.325	135.203	138.233	141.382	144.439	147.211	149.632	151.626
25-29	122.966	124.692	126.376	128.345	130.585	133.355	136.207	139.072	141.820	144.795	147.924
30-34	116.725	119.381	121.994	124.320	126.243	127.582	129.226	130.817	132.696	134.863	137.574
35-39	99.521	103.225	106.755	110.223	113.576	116.920	119.533	122.105	124.380	126.266	127.563
40-44	87.929	92.004	96.114	100.207	104.206	108.052	112.045	115.847	119.573	123.189	126.783
45-49	72.329	76.119	80.064	84.140	88.301	92.512	96.799	101.120	105.424	109.634	113.676
50-54	51.318	54.900	58.380	61.824	65.342	69.034	72.651	76.409	80.283	84.243	88.254
55-59	31.945	34.268	36.976	39.932	42.932	45.826	49.059	52.195	55.296	58.462	61.781
60-64	17.976	19.077	20.222	21.495	23.016	24.869	26.687	28.810	31.132	33.493	35.766
65-69	11.576	12.150	12.797	13.504	14.258	15.040	15.985	16.967	18.062	19.359	20.928
70-74	7.437	7.851	8.277	8.715	9.175	9.665	10.168	10.727	11.337	11.989	12.678
75+	8.044	8.512	9.028	9.575	10.164	10.792	11.485	12.204	12.951	13.742	14.578
JUMLAH	1.164.480	1.200.189	1.236.188	1.272.409	1.308.736	1.345.203	1.381.826	1.418.493	1.455.085	1.491.690	1.528.195

Tabel II.23.3  
PROYEKSI PENDUDUK  
MENURUT JENIS KELAMIN DAN KELOMPOK UMUR  
TAHUN 2010 - 2020

KOTA BEKASI

LAKI-LAKI + PEREMPUAN

KELOMPOK UMUR	2010	2011	2012	2013	2014	2015	2016	2017	2018	2019	2020
(1)	(2)	(3)	(4)	(5)	(6)	(7)	(8)	(9)	(10)	(11)	(12)
0-4	222.419	227.920	233.198	238.406	243.238	246.944	249.474	251.895	254.193	256.370	258.437
5-9	204.611	207.814	211.119	214.688	218.566	223.362	228.813	234.048	239.230	244.038	247.709
10-14	191.145	194.060	196.925	199.623	202.433	205.494	208.619	211.838	215.333	219.135	223.850
15-19	216.640	221.925	227.250	232.216	236.607	240.303	243.641	246.887	249.914	253.066	256.528
20-24	245.901	251.190	256.305	261.237	266.565	272.284	278.447	284.627	290.331	295.275	299.310
25-29	244.740	248.487	252.287	256.550	261.347	266.783	272.236	277.510	282.596	288.106	294.028
30-34	233.870	238.617	243.392	247.658	251.459	254.339	257.903	261.501	265.580	270.203	275.481
35-39	201.719	208.812	215.448	221.900	227.870	233.908	238.490	243.090	247.187	250.812	253.514
40-44	177.290	185.395	193.484	201.428	209.099	216.372	223.875	230.878	237.688	243.975	250.323
45-49	145.468	152.912	160.778	168.951	177.280	185.620	194.081	202.515	210.809	218.806	226.383
50-54	109.242	116.116	122.847	129.592	136.597	144.063	151.407	159.162	167.218	175.413	183.614
55-59	71.934	77.235	82.965	88.954	94.983	100.889	107.262	113.496	119.746	126.228	133.133
60-64	39.894	42.522	45.507	48.849	52.546	56.587	60.790	65.332	70.084	74.864	79.541
65-69	24.051	25.319	26.650	28.117	29.815	31.807	33.946	36.362	39.067	42.054	45.325
70-74	14.133	14.941	15.797	16.685	17.594	18.523	19.541	20.610	21.785	23.135	24.709
75+	13.043	13.810	14.646	15.543	16.509	17.547	18.680	19.879	21.136	22.443	23.805
JUMLAH	2.356.100	2.427.075	2.498.598	2.570.397	2.642.508	2.714.825	2.787.205	2.859.630	2.931.897	3.003.923	3.075.690

Tabel II.24.1  
PROYEKSI PENDUDUK  
MENURUT JENIS KELAMIN DAN KELOMPOK UMUR  
TAHUN 2010 - 2020

KOTA DEPOK

LAKI-LAKI

KELOMPOK UMUR	2010	2011	2012	2013	2014	2015	2016	2017	2018	2019	2020
(1)	(2)	(3)	(4)	(5)	(6)	(7)	(8)	(9)	(10)	(11)	(12)
0-4	91.180	93.986	96.779	99.525	102.183	104.353	106.258	108.128	109.966	111.748	113.507
5-9	81.045	83.022	85.020	87.226	89.551	92.320	95.138	97.940	100.697	103.348	105.500
10-14	72.869	74.616	76.321	77.960	79.697	81.604	83.552	85.520	87.696	89.973	92.691
15-19	74.157	76.575	79.096	81.552	83.826	85.866	87.813	89.697	91.501	93.394	95.481
20-24	83.288	85.687	87.990	90.276	92.727	95.383	98.317	101.364	104.312	106.985	109.340
25-29	84.436	86.528	88.706	91.048	93.607	96.283	98.953	101.512	104.054	106.760	109.699
30-34	89.984	92.327	94.747	97.035	99.302	101.330	103.697	106.157	108.808	111.690	114.708
35-39	81.192	84.559	87.738	90.873	93.747	96.726	99.150	101.647	104.003	106.307	108.353
40-44	69.058	72.754	76.457	80.119	83.690	87.119	90.670	94.012	97.303	100.289	103.382
45-49	52.061	55.102	58.377	61.835	65.391	68.975	72.649	76.327	79.966	83.491	86.874
50-54	39.536	42.121	44.711	47.378	50.213	53.298	56.397	59.735	63.256	66.856	70.482
55-59	28.026	30.358	32.752	35.190	37.665	40.163	42.798	45.438	48.152	51.027	54.152
60-64	16.963	18.289	19.881	21.683	23.593	25.546	27.689	29.889	32.132	34.398	36.684
65-69	11.943	12.709	13.476	14.329	15.377	16.705	18.040	19.636	21.436	23.343	25.291
70-74	6.729	7.182	7.679	8.203	8.736	9.264	9.883	10.504	11.192	12.033	13.093
75+	4.943	5.281	5.651	6.049	6.479	6.954	7.469	8.033	8.628	9.245	9.881
JUMLAH	887.410	921.096	955.381	990.281	1.025.784	1.061.889	1.098.473	1.135.539	1.173.102	1.210.887	1.249.118

Tabel II.24.2  
 PROYEKSI PENDUDUK  
 MENURUT JENIS KELAMIN DAN KELOMPOK UMUR  
 TAHUN 2010 - 2020

KOTA DEPOK											PEREMPUAN
KELOMPOK UMUR	2010	2011	2012	2013	2014	2015	2016	2017	2018	2019	2020
(1)	(2)	(3)	(4)	(5)	(6)	(7)	(8)	(9)	(10)	(11)	(12)
0-4	84.497	87.458	90.316	93.256	96.046	98.478	100.266	102.027	103.767	105.472	107.144
5-9	77.428	79.203	81.073	83.006	85.111	87.579	90.605	93.534	96.549	99.409	101.885
10-14	70.065	71.645	73.259	74.866	76.489	78.192	79.953	81.803	83.718	85.809	88.250
15-19	78.084	80.613	83.121	85.515	87.732	89.744	91.638	93.563	95.458	97.379	99.384
20-24	83.635	86.174	88.741	91.277	93.977	96.824	99.791	102.720	105.490	108.033	110.287
25-29	87.590	89.513	91.424	93.569	95.934	98.720	101.606	104.525	107.403	110.477	113.702
30-34	88.821	91.548	94.272	96.814	99.062	100.883	102.967	105.024	107.345	109.919	112.959
35-39	77.857	81.384	84.815	88.249	91.636	95.061	97.936	100.806	103.476	105.833	107.716
40-44	64.178	67.674	71.242	74.860	78.448	81.976	85.669	89.260	92.854	96.398	99.970
45-49	50.111	53.147	56.331	59.655	63.084	66.600	70.225	73.919	77.656	81.369	85.003
50-54	37.381	40.282	43.149	46.036	49.022	52.182	55.335	58.636	62.079	65.634	69.263
55-59	25.940	28.042	30.468	33.129	35.857	38.543	41.538	44.497	47.478	50.554	53.806
60-64	16.749	17.927	19.180	20.576	22.219	24.177	26.150	28.425	30.911	33.463	35.971
65-69	11.495	12.161	12.904	13.723	14.601	15.528	16.630	17.795	19.091	20.620	22.454
70-74	7.006	7.454	7.915	8.399	8.907	9.457	10.022	10.654	11.348	12.089	12.866
75+	7.365	7.861	8.390	8.971	9.599	10.269	11.009	11.786	12.608	13.481	14.408
<b>JUMLAH</b>	<b>868.202</b>	<b>902.086</b>	<b>936.600</b>	<b>971.901</b>	<b>1.007.724</b>	<b>1.044.213</b>	<b>1.081.340</b>	<b>1.118.974</b>	<b>1.157.231</b>	<b>1.195.939</b>	<b>1.235.068</b>

Tabel II.24.3  
 PROYEKSI PENDUDUK  
 MENURUT JENIS KELAMIN DAN KELOMPOK UMUR  
 TAHUN 2010 - 2020

KOTA DEPOK

LAKI-LAKI + PEREMPUAN

KELOMPOK UMUR	2010	2011	2012	2013	2014	2015	2016	2017	2018	2019	2020
(1)	(2)	(3)	(4)	(5)	(6)	(7)	(8)	(9)	(10)	(11)	(12)
0-4	175.677	181.444	187.095	192.781	198.229	202.831	206.524	210.155	213.733	217.220	220.651
5-9	158.473	162.225	166.093	170.232	174.662	179.899	185.743	191.474	197.246	202.757	207.385
10-14	142.934	146.261	149.580	152.826	156.186	159.796	163.505	167.323	171.414	175.782	180.941
15-19	152.241	157.188	162.217	167.067	171.558	175.610	179.451	183.260	186.959	190.773	194.865
20-24	166.923	171.861	176.731	181.553	186.704	192.207	198.108	204.084	209.802	215.018	219.627
25-29	172.026	176.041	180.130	184.617	189.541	195.003	200.559	206.037	211.457	217.237	223.401
30-34	178.805	183.875	189.019	193.849	198.364	202.213	206.664	211.181	216.153	221.609	227.667
35-39	159.049	165.943	172.553	179.122	185.383	191.787	197.086	202.453	207.479	212.140	216.069
40-44	133.236	140.428	147.699	154.979	162.138	169.095	176.339	183.272	190.157	196.687	203.352
45-49	102.172	108.249	114.708	121.490	128.475	135.575	142.874	150.246	157.622	164.860	171.877
50-54	76.917	82.403	87.860	93.414	99.235	105.480	111.732	118.371	125.335	132.490	139.745
55-59	53.966	58.400	63.220	68.319	73.522	78.706	84.336	89.935	95.630	101.581	107.958
60-64	33.712	36.216	39.061	42.259	45.812	49.723	53.839	58.314	63.043	67.861	72.655
65-69	23.438	24.870	26.380	28.052	29.978	32.233	34.670	37.431	40.527	43.963	47.745
70-74	13.735	14.636	15.594	16.602	17.643	18.721	19.905	21.158	22.540	24.122	25.959
75+	12.308	13.142	14.041	15.020	16.078	17.223	18.478	19.819	21.236	22.726	24.289
<b>JUMLAH</b>	<b>1.755.612</b>	<b>1.823.182</b>	<b>1.891.981</b>	<b>1.962.182</b>	<b>2.033.508</b>	<b>2.106.102</b>	<b>2.179.813</b>	<b>2.254.513</b>	<b>2.330.333</b>	<b>2.406.826</b>	<b>2.484.186</b>

Tabel II.25.1  
 PROYEKSI PENDUDUK  
 MENURUT JENIS KELAMIN DAN KELOMPOK UMUR  
 TAHUN 2010 - 2020

KOTA CIMAHI

LAKI-LAKI

KELOMPOK UMUR	2010	2011	2012	2013	2014	2015	2016	2017	2018	2019	2020
(1)	(2)	(3)	(4)	(5)	(6)	(7)	(8)	(9)	(10)	(11)	(12)
0-4	26.637	26.856	27.055	27.217	27.343	27.309	27.202	27.073	26.926	26.766	26.592
5-9	24.560	24.608	24.654	24.746	24.858	25.063	25.264	25.437	25.577	25.679	25.639
10-14	22.644	22.678	22.694	22.677	22.684	22.715	22.752	22.777	22.842	22.923	23.099
15-19	24.583	24.828	25.091	25.309	25.455	25.501	25.509	25.485	25.425	25.385	25.385
20-24	28.017	28.192	28.323	28.427	28.570	28.743	28.983	29.223	29.411	29.508	29.496
25-29	26.719	26.781	26.861	26.973	27.133	27.294	27.440	27.532	27.599	27.700	27.838
30-34	27.454	27.551	27.660	27.714	27.750	27.695	27.724	27.759	27.824	27.939	28.066
35-39	23.919	24.363	24.733	25.060	25.297	25.526	25.595	25.665	25.681	25.678	25.597
40-44	20.299	20.915	21.505	22.045	22.533	22.940	23.354	23.684	23.973	24.168	24.368
45-49	15.686	16.237	16.830	17.441	18.048	18.616	19.181	19.710	20.193	20.624	20.991
50-54	12.362	12.881	13.377	13.867	14.381	14.928	15.453	16.007	16.576	17.139	17.673
55-59	8.721	9.238	9.752	10.251	10.737	11.196	11.670	12.118	12.559	13.020	13.513
60-64	5.412	5.708	6.070	6.477	6.895	7.302	7.743	8.173	8.593	9.000	9.387
65-69	4.088	4.255	4.414	4.592	4.822	5.123	5.411	5.762	6.150	6.552	6.944
70-74	2.595	2.708	2.834	2.961	3.085	3.201	3.341	3.471	3.617	3.806	4.048
75+	2.026	2.118	2.220	2.324	2.434	2.556	2.687	2.827	2.964	3.111	3.256
JUMLAH	275.722	279.917	284.073	288.081	292.025	295.708	299.309	302.703	305.910	308.998	311.892



Tabel II.25.2  
PROYEKSI PENDUDUK  
MENURUT JENIS KELAMIN DAN KELOMPOK UMUR  
TAHUN 2010 - 2020

KOTA CIMAHI

PEREMPUAN

KELOMPOK UMUR	2010	2011	2012	2013	2014	2015	2016	2017	2018	2019	2020
(1)	(2)	(3)	(4)	(5)	(6)	(7)	(8)	(9)	(10)	(11)	(12)
0-4	25.050	25.356	25.615	25.868	26.052	26.113	25.998	25.871	25.723	25.569	25.396
5-9	23.674	23.685	23.717	23.747	23.813	23.955	24.234	24.463	24.688	24.858	24.910
10-14	21.754	21.756	21.762	21.750	21.732	21.718	21.714	21.725	21.737	21.789	21.910
15-19	25.397	25.645	25.864	26.024	26.109	26.110	26.072	26.031	25.963	25.902	25.846
20-24	26.693	26.900	27.099	27.264	27.452	27.651	27.867	28.050	28.161	28.201	28.147
25-29	26.538	26.522	26.496	26.518	26.588	26.748	26.922	27.084	27.210	27.374	27.548
30-34	26.737	26.954	27.152	27.270	27.288	27.167	27.113	27.043	27.024	27.060	27.190
35-39	22.767	23.279	23.729	24.149	24.521	24.869	25.055	25.218	25.308	25.314	25.192
40-44	19.461	20.072	20.668	21.240	21.764	22.232	22.720	23.145	23.537	23.896	24.227
45-49	15.454	16.032	16.622	17.214	17.801	18.375	18.946	19.500	20.029	20.523	20.961
50-54	11.545	12.171	12.753	13.309	13.858	14.423	14.955	15.497	16.042	16.583	17.113
55-59	8.572	9.066	9.632	10.238	10.832	11.381	11.991	12.558	13.097	13.635	14.190
60-64	5.647	5.915	6.192	6.500	6.866	7.302	7.723	8.208	8.725	9.232	9.701
65-69	4.301	4.450	4.620	4.805	5.002	5.206	5.454	5.710	5.995	6.333	6.741
70-74	2.778	2.892	3.003	3.118	3.234	3.356	3.477	3.617	3.766	3.922	4.086
75+	3.415	3.563	3.724	3.896	4.078	4.266	4.471	4.676	4.896	5.115	5.343
JUMLAH	269.783	274.258	278.648	282.910	286.990	290.872	294.712	298.396	301.901	305.306	308.501

Tabel II.25.3  
PROYEKSI PENDUDUK  
MENURUT JENIS KELAMIN DAN KELOMPOK UMUR  
TAHUN 2010 - 2020

KOTA CIMAHI

LAKI-LAKI + PEREMPUAN

KELOMPOK UMUR	2010	2011	2012	2013	2014	2015	2016	2017	2018	2019	2020
(1)	(2)	(3)	(4)	(5)	(6)	(7)	(8)	(9)	(10)	(11)	(12)
0-4	51.687	52.212	52.670	53.085	53.395	53.422	53.200	52.944	52.649	52.335	51.988
5-9	48.234	48.293	48.371	48.493	48.671	49.018	49.498	49.900	50.265	50.537	50.549
10-14	44.398	44.434	44.456	44.427	44.416	44.433	44.466	44.502	44.579	44.712	45.009
15-19	49.980	50.473	50.955	51.333	51.564	51.611	51.581	51.516	51.388	51.287	51.231
20-24	54.710	55.092	55.422	55.691	56.022	56.394	56.850	57.273	57.572	57.709	57.643
25-29	53.257	53.303	53.357	53.491	53.721	54.042	54.362	54.616	54.809	55.074	55.386
30-34	54.191	54.505	54.812	54.984	55.038	54.862	54.837	54.802	54.848	54.999	55.256
35-39	46.686	47.642	48.462	49.209	49.818	50.395	50.650	50.883	50.989	50.992	50.789
40-44	39.760	40.987	42.173	43.285	44.297	45.172	46.074	46.829	47.510	48.064	48.595
45-49	31.140	32.269	33.452	34.655	35.849	36.991	38.127	39.210	40.222	41.147	41.952
50-54	23.907	25.052	26.130	27.176	28.239	29.351	30.408	31.504	32.618	33.722	34.786
55-59	17.293	18.304	19.384	20.489	21.569	22.577	23.661	24.676	25.656	26.655	27.703
60-64	11.059	11.623	12.262	12.977	13.761	14.604	15.466	16.381	17.318	18.232	19.088
65-69	8.389	8.705	9.034	9.397	9.824	10.329	10.865	11.472	12.145	12.885	13.685
70-74	5.373	5.600	5.837	6.079	6.319	6.557	6.818	7.088	7.383	7.728	8.134
75+	5.441	5.681	5.944	6.220	6.512	6.822	7.158	7.503	7.860	8.226	8.599
JUMLAH	545.505	554.175	562.721	570.991	579.015	586.580	594.021	601.099	607.811	614.304	620.393

Tabel II.26.1  
 PROYEKSI PENDUDUK  
 MENURUT JENIS KELAMIN DAN KELOMPOK UMUR  
 TAHUN 2010 - 2020

KOTA TASIKMALAYA

LAKI-LAKI

KELOMPOK UMUR	2010	2011	2012	2013	2014	2015	2016	2017	2018	2019	2020
(1)	(2)	(3)	(4)	(5)	(6)	(7)	(8)	(9)	(10)	(11)	(12)
0-4	31.295	31.241	31.153	31.022	30.843	30.492	30.050	29.594	29.131	28.647	28.162
5-9	30.918	30.672	30.418	30.221	30.044	29.982	29.904	29.794	29.647	29.447	29.093
10-14	31.371	31.109	30.814	30.480	30.173	29.908	29.637	29.360	29.139	28.930	28.845
15-19	31.029	31.030	31.039	30.990	30.847	30.587	30.273	29.929	29.549	29.188	28.880
20-24	29.021	28.914	28.753	28.567	28.413	28.294	28.225	28.163	28.052	27.842	27.539
25-29	27.181	26.975	26.781	26.619	26.500	26.386	26.245	26.058	25.851	25.668	25.526
30-34	26.980	26.807	26.641	26.423	26.182	25.864	25.616	25.381	25.179	25.011	24.862
35-39	24.550	24.761	24.881	24.954	24.928	24.898	24.700	24.508	24.271	24.008	23.683
40-44	22.153	22.602	23.003	23.341	23.610	23.793	23.964	24.049	24.091	24.029	23.972
45-49	19.078	19.554	20.062	20.578	21.072	21.517	21.934	22.303	22.615	22.851	23.012
50-54	15.340	15.827	16.270	16.695	17.133	17.605	18.028	18.480	18.941	19.374	19.767
55-59	12.042	12.633	13.199	13.734	14.233	14.693	15.152	15.570	15.970	16.377	16.820
60-64	8.437	8.809	9.274	9.794	10.320	10.817	11.347	11.854	12.334	12.778	13.190
65-69	6.283	6.473	6.649	6.844	7.113	7.481	7.817	8.236	8.702	9.171	9.615
70-74	3.928	4.060	4.204	4.349	4.484	4.603	4.753	4.890	5.043	5.246	5.525
75+	3.405	3.524	3.650	3.783	3.926	4.076	4.240	4.410	4.587	4.754	4.921
<b>JUMLAH</b>	<b>323.011</b>	<b>324.991</b>	<b>326.791</b>	<b>328.394</b>	<b>329.821</b>	<b>330.996</b>	<b>331.885</b>	<b>332.579</b>	<b>333.102</b>	<b>333.321</b>	<b>333.412</b>

Tabel II.26.2  
 PROYEKSI PENDUDUK  
 MENURUT JENIS KELAMIN DAN KELOMPOK UMUR  
 TAHUN 2010 - 2020

KOTA TASIKMALAYA

PEREMPUAN

KELOMPOK UMUR	2010	2011	2012	2013	2014	2015	2016	2017	2018	2019	2020
(1)	(2)	(3)	(4)	(5)	(6)	(7)	(8)	(9)	(10)	(11)	(12)
0-4	29.352	29.415	29.405	29.387	29.292	29.064	28.625	28.186	27.720	27.250	26.771
5-9	29.626	29.346	29.079	28.813	28.594	28.477	28.498	28.465	28.418	28.295	28.046
10-14	30.139	29.842	29.540	29.217	28.892	28.582	28.271	27.987	27.699	27.459	27.310
15-19	31.136	31.125	31.066	30.933	30.712	30.402	30.032	29.666	29.273	28.879	28.503
20-24	28.005	27.941	27.856	27.731	27.637	27.556	27.475	27.363	27.175	26.914	26.570
25-29	26.777	26.496	26.192	25.942	25.743	25.637	25.527	25.410	25.255	25.123	25.007
30-34	25.488	25.442	25.363	25.209	24.967	24.605	24.292	23.971	23.694	23.462	23.316
35-39	23.969	24.260	24.472	24.645	24.765	24.863	24.779	24.678	24.497	24.231	23.851
40-44	21.538	21.992	22.409	22.790	23.113	23.371	23.627	23.815	23.957	24.050	24.118
45-49	18.751	19.257	19.759	20.253	20.728	21.178	21.601	22.001	22.353	22.649	22.881
50-54	15.062	15.714	16.289	16.820	17.335	17.855	18.317	18.782	19.231	19.662	20.068
55-59	11.876	12.431	13.073	13.751	14.401	14.975	15.609	16.176	16.688	17.183	17.685
60-64	8.943	9.271	9.607	9.983	10.435	10.986	11.496	12.090	12.710	13.301	13.823
65-69	6.813	6.982	7.170	7.383	7.606	7.837	8.126	8.420	8.747	9.139	9.625
70-74	4.431	4.566	4.694	4.821	4.951	5.087	5.216	5.364	5.527	5.695	5.867
75+	5.070	5.234	5.413	5.604	5.802	6.006	6.230	6.451	6.677	6.904	7.133
JUMLAH	316.976	319.314	321.387	323.282	324.973	326.481	327.721	328.825	329.621	330.196	330.574

Tabel II.26.3  
 PROYEKSI PENDUDUK  
 MENURUT JENIS KELAMIN DAN KELOMPOK UMUR  
 TAHUN 2010 - 2020

KOTA TASIKMALAYA

LAKI-LAKI + PEREMPUAN

KELOMPOK UMUR	2010	2011	2012	2013	2014	2015	2016	2017	2018	2019	2020
(1)	(2)	(3)	(4)	(5)	(6)	(7)	(8)	(9)	(10)	(11)	(12)
0-4	60.647	60.656	60.558	60.409	60.135	59.556	58.675	57.780	56.851	55.897	54.933
5-9	60.544	60.018	59.497	59.034	58.638	58.459	58.402	58.259	58.065	57.742	57.139
10-14	61.510	60.951	60.354	59.697	59.065	58.490	57.908	57.347	56.838	56.389	56.155
15-19	62.165	62.155	62.105	61.923	61.559	60.989	60.305	59.595	58.822	58.067	57.383
20-24	57.026	56.855	56.609	56.298	56.050	55.850	55.700	55.526	55.227	54.756	54.109
25-29	53.958	53.471	52.973	52.561	52.243	52.023	51.772	51.468	51.106	50.791	50.533
30-34	52.468	52.249	52.004	51.632	51.149	50.469	49.908	49.352	48.873	48.473	48.178
35-39	48.519	49.021	49.353	49.599	49.693	49.761	49.479	49.186	48.768	48.239	47.534
40-44	43.691	44.594	45.412	46.131	46.723	47.164	47.591	47.864	48.048	48.079	48.090
45-49	37.829	38.811	39.821	40.831	41.800	42.695	43.535	44.304	44.968	45.500	45.893
50-54	30.402	31.541	32.559	33.515	34.468	35.460	36.345	37.262	38.172	39.036	39.835
55-59	23.918	25.064	26.272	27.485	28.634	29.668	30.761	31.746	32.658	33.560	34.505
60-64	17.380	18.080	18.881	19.777	20.755	21.803	22.843	23.944	25.044	26.079	27.013
65-69	13.096	13.455	13.819	14.227	14.719	15.318	15.943	16.656	17.449	18.310	19.240
70-74	8.359	8.626	8.898	9.170	9.435	9.690	9.969	10.254	10.570	10.941	11.392
75+	8.475	8.758	9.063	9.387	9.728	10.082	10.470	10.861	11.264	11.658	12.054
<b>JUMLAH</b>	<b>639.987</b>	<b>644.305</b>	<b>648.178</b>	<b>651.676</b>	<b>654.794</b>	<b>657.477</b>	<b>659.606</b>	<b>661.404</b>	<b>662.723</b>	<b>663.517</b>	<b>663.986</b>

Tabel II.27.1  
 PROYEKSI PENDUDUK  
 MENURUT JENIS KELAMIN DAN KELOMPOK UMUR  
 TAHUN 2010 - 2020

KOTA BANJAR

LAKI-LAKI

KELOMPOK UMUR	2010	2011	2012	2013	2014	2015	2016	2017	2018	2019	2020
(1)	(2)	(3)	(4)	(5)	(6)	(7)	(8)	(9)	(10)	(11)	(12)
0-4	8.191	8.151	8.112	8.054	7.992	7.889	7.751	7.615	7.473	7.335	7.194
5-9	7.926	7.837	7.757	7.685	7.623	7.597	7.555	7.508	7.450	7.385	7.280
10-14	8.331	8.235	8.140	8.029	7.930	7.850	7.756	7.663	7.583	7.514	7.476
15-19	8.219	8.193	8.178	8.143	8.088	8.009	7.903	7.794	7.671	7.562	7.467
20-24	6.357	6.312	6.266	6.207	6.160	6.125	6.092	6.064	6.021	5.965	5.886
25-29	6.572	6.501	6.442	6.386	6.342	6.307	6.254	6.194	6.126	6.072	6.025
30-34	6.214	6.153	6.105	6.037	5.969	5.889	5.814	5.746	5.684	5.635	5.589
35-39	5.975	6.007	6.025	6.026	6.006	5.991	5.925	5.865	5.791	5.715	5.626
40-44	6.122	6.225	6.324	6.399	6.457	6.499	6.527	6.533	6.525	6.495	6.466
45-49	5.881	6.008	6.152	6.293	6.429	6.557	6.663	6.758	6.832	6.890	6.923
50-54	5.265	5.414	5.554	5.683	5.820	5.972	6.099	6.237	6.372	6.505	6.622
55-59	4.304	4.501	4.694	4.870	5.034	5.191	5.338	5.471	5.595	5.725	5.868
60-64	2.706	2.817	2.960	3.116	3.276	3.430	3.587	3.738	3.879	4.008	4.129
65-69	2.220	2.279	2.337	2.398	2.488	2.614	2.722	2.861	3.014	3.170	3.316
70-74	1.548	1.594	1.647	1.699	1.747	1.792	1.843	1.894	1.946	2.022	2.125
75+	1.692	1.753	1.810	1.869	1.936	2.008	2.081	2.159	2.241	2.318	2.390
JUMLAH	87.523	87.980	88.503	88.894	89.297	89.720	89.910	90.100	90.203	90.316	90.382

Tabel II.27.2  
 PROYEKSI PENDUDUK  
 MENURUT JENIS KELAMIN DAN KELOMPOK UMUR  
 TAHUN 2010 - 2020

KOTA BANJAR											PEREMPUAN
KELOMPOK UMUR	2010	2011	2012	2013	2014	2015	2016	2017	2018	2019	2020
(1)	(2)	(3)	(4)	(5)	(6)	(7)	(8)	(9)	(10)	(11)	(12)
0-4	7.639	7.635	7.618	7.601	7.547	7.478	7.343	7.210	7.083	6.944	6.804
5-9	7.532	7.441	7.359	7.279	7.200	7.157	7.139	7.114	7.091	7.043	6.964
10-14	8.098	7.997	7.903	7.801	7.690	7.594	7.488	7.394	7.309	7.227	7.169
15-19	8.203	8.179	8.148	8.099	8.015	7.920	7.796	7.681	7.570	7.451	7.333
20-24	6.544	6.513	6.478	6.437	6.395	6.366	6.327	6.285	6.235	6.159	6.067
25-29	6.738	6.651	6.561	6.486	6.417	6.380	6.332	6.287	6.239	6.191	6.145
30-34	6.309	6.281	6.247	6.198	6.118	6.020	5.926	5.833	5.757	5.688	5.640
35-39	6.222	6.281	6.321	6.353	6.364	6.375	6.334	6.290	6.234	6.155	6.042
40-44	6.601	6.722	6.835	6.937	7.013	7.078	7.130	7.168	7.198	7.206	7.206
45-49	6.358	6.510	6.667	6.821	6.960	7.098	7.216	7.331	7.436	7.516	7.573
50-54	5.212	5.423	5.612	5.783	5.941	6.109	6.245	6.386	6.531	6.661	6.782
55-59	4.178	4.361	4.577	4.808	5.020	5.212	5.414	5.595	5.766	5.924	6.081
60-64	2.871	2.969	3.071	3.186	3.319	3.488	3.640	3.817	4.007	4.185	4.339
65-69	2.538	2.595	2.659	2.733	2.807	2.887	2.986	3.087	3.203	3.340	3.508
70-74	1.828	1.879	1.929	1.978	2.026	2.077	2.125	2.177	2.241	2.302	2.367
75+	2.112	2.170	2.240	2.312	2.386	2.466	2.550	2.633	2.716	2.802	2.897
<b>JUMLAH</b>	<b>88.983</b>	<b>89.607</b>	<b>90.225</b>	<b>90.812</b>	<b>91.218</b>	<b>91.705</b>	<b>91.991</b>	<b>92.288</b>	<b>92.616</b>	<b>92.794</b>	<b>92.917</b>

Tabel II.27.3  
 PROYEKSI PENDUDUK  
 MENURUT JENIS KELAMIN DAN KELOMPOK UMUR  
 TAHUN 2010 - 2020

KOTA BANJAR

LAKI-LAKI + PEREMPUAN

KELOMPOK UMUR	2010	2011	2012	2013	2014	2015	2016	2017	2018	2019	2020
(1)	(2)	(3)	(4)	(5)	(6)	(7)	(8)	(9)	(10)	(11)	(12)
0-4	15.830	15.786	15.730	15.655	15.539	15.367	15.094	14.825	14.556	14.279	13.998
5-9	15.458	15.278	15.116	14.964	14.823	14.754	14.694	14.622	14.541	14.428	14.244
10-14	16.429	16.232	16.043	15.830	15.620	15.444	15.244	15.057	14.892	14.741	14.645
15-19	16.422	16.372	16.326	16.242	16.103	15.929	15.699	15.475	15.241	15.013	14.800
20-24	12.901	12.825	12.744	12.644	12.555	12.491	12.419	12.349	12.256	12.124	11.953
25-29	13.310	13.152	13.003	12.872	12.759	12.687	12.586	12.481	12.365	12.263	12.170
30-34	12.523	12.434	12.352	12.235	12.087	11.909	11.740	11.579	11.441	11.323	11.229
35-39	12.197	12.288	12.346	12.379	12.370	12.366	12.259	12.155	12.025	11.870	11.668
40-44	12.723	12.947	13.159	13.336	13.470	13.577	13.657	13.701	13.723	13.701	13.672
45-49	12.239	12.518	12.819	13.114	13.389	13.655	13.879	14.089	14.268	14.406	14.496
50-54	10.477	10.837	11.166	11.466	11.761	12.081	12.344	12.623	12.903	13.166	13.404
55-59	8.482	8.862	9.271	9.678	10.054	10.403	10.752	11.066	11.361	11.649	11.949
60-64	5.577	5.786	6.031	6.302	6.595	6.918	7.227	7.555	7.886	8.193	8.468
65-69	4.758	4.874	4.996	5.131	5.295	5.501	5.708	5.948	6.217	6.510	6.824
70-74	3.376	3.473	3.576	3.677	3.773	3.869	3.968	4.071	4.187	4.324	4.492
75+	3.804	3.923	4.050	4.181	4.322	4.474	4.631	4.792	4.957	5.120	5.287
<b>JUMLAH</b>	<b>176.506</b>	<b>177.587</b>	<b>178.728</b>	<b>179.706</b>	<b>180.515</b>	<b>181.425</b>	<b>181.901</b>	<b>182.388</b>	<b>182.819</b>	<b>183.110</b>	<b>183.299</b>



# DATA

MENCERDASKAN BANGSA

<http://www.bps.go.id>



***BADAN PUSAT STATISTIK***

Jl. Dr. Sutomo 6-8 Jakarta 10710

Tel. : (021) 3841195, 3842508, 3810291-4 Fax. : (021) 3857046

Homepage : <http://www.bps.go.id> E-mail : [bpsHQ@bps.go.id](mailto:bpsHQ@bps.go.id)