

**Proyeksi  
Penduduk Kabupaten/Kota  
Provinsi Jawa Tengah**

**2010-2020**



**BADAN PUSAT STATISTIK  
UNITED NATIONS POPULATION FUND**

**JAKARTA 2015**




**BADAN PUSAT STATISTIK**



**Proyeksi  
Penduduk Kabupaten/Kota  
Provinsi Jawa Tengah**

**2010-2020**



**PROYEKSI PENDUDUK KABUPATEN/KOTA  
TAHUN 2010 – 2020 PROVINSI JAWA TENGAH**

**Pengarah:**

Drs. Razali Ritonga, MA

**Tim Teknis:**

Dr. Indra Murty Surbakti, MA; Poetrijanti, S.Si; Dendi Handiyatmo SST, M.Si;  
Hermawan Agustina, S.Kom;

**Penyusun/Penulis:**

Yogo Aryo Jatmiko, SST

Tika Agustin, SST

**Pengolah Data:**

Sri Wahyuni, SST, SE, M.Si

**Layout:**

Apriliani Nurida Dwi A, S.Si

<http://www.bps.go.id>

## KATA PENGANTAR

Proyeksi Penduduk Indonesia tahun 2010 - 2035 yang merupakan proyeksi penduduk untuk tingkat nasional dan provinsi telah diterbitkan pada tahun 2013. Untuk memenuhi kebutuhan data penduduk pada tingkat kabupaten/kota maka disusun proyeksi ini berdasarkan hasil Sensus Penduduk 2010 dan sesuai dengan asumsi penghitungan proyeksi nasional dan provinsi. Adapun metode yang digunakan memanfaatkan tren pertumbuhan penduduk sejak tahun 2000, dimana data kabupaten/kota sudah tersedia.

Publikasi Proyeksi Kabupaten/Kota disusun untuk periode 2010 - 2020 dengan tujuan untuk menunjang perencanaan pada tingkat kabupaten/kota di masa kini dan mendatang. Periode yang disampaikan cukup singkat dengan pertimbangan agar tren yang digunakan tidak terlalu menyimpang, sehingga hasil proyeksi ini masih dianggap realistis. Dengan demikian, untuk saat ini Badan Pusat Statistik telah menyediakan data proyeksi penduduk tingkat nasional, provinsi, dan kabupaten/kota yang dapat dimanfaatkan oleh semua pengguna data.

Penyusunan buku ini merupakan hasil kerja sama antara BPS dan UNFPA. Kami mengucapkan terima kasih kepada semua pihak yang telah membantu penyusunan buku ini. Semoga bermanfaat dan dapat memenuhi kebutuhan semua pihak yang memerlukan, khususnya bagi pihak yang berminat pada masalah sosial dan kependudukan.

Jakarta, Juni 2015

Kepala Badan Pusat Statistik,



Dr. Suryamin, M.Sc

<http://www.bps.go.id>

## DAFTAR ISI

	Halaman
<b>KATA PENGANTAR</b> .....	iii
<b>DAFTAR ISI</b> .....	v
<b>BAB I. PENDAHULUAN</b> .....	1
<b>BAB II. METODOLOGI</b> .....	3
<b>LAMPIRAN</b>	
<b>Tabel I.1</b> Proyeksi Penduduk Menurut Kabupaten/Kota dan Jenis Kelamin Tahun 2010 - 2020 .....	7
<b>Tabel I.2</b> Rasio Jenis Kelamin Menurut Kabupaten/Kota Tahun 2010 - 2020 .....	10
<b>Tabel I.3</b> Rasio Ketergantungan Menurut Kabupaten/Kota Tahun 2010 - 2020.....	11
<b>Tabel I.4</b> Persentase Penduduk Perkotaan Menurut Kabupaten/Kota Tahun 2010 - 2020 .....	12
<b>Tabel I.5</b> Persentase Penduduk Lansia Menurut Kabupaten/Kota Tahun 2010 - 2020..	13
<b>Gambar I</b> Piramida Penduduk Menurut Kabupaten/Kota Tahun 2010 - 2020.....	14
<b>Tabel II</b> Proyeksi Penduduk Menurut Jenis Kelamin dan Kelompok Umur Tahun 2010 - 2020 .....	49

<http://www.bps.go.id>

# **BAB I**

## **PENDAHULUAN**

Informasi mengenai jumlah penduduk untuk wilayah kabupaten/kota pada suatu waktu tertentu dibutuhkan dalam perencanaan program dan penentuan kebijakan di wilayah tersebut. Ketersediaan data penduduk dapat dipenuhi dari hasil sensus penduduk ataupun survei tentang kependudukan namun sayangnya tidak setiap tahun tersedia. Oleh karena itu, perlu dibuat suatu perkiraan mengenai jumlah penduduk untuk wilayah kabupaten/kota untuk mengisi kekosongan pada tahun-tahun tertentu atau untuk masa yang akan datang. Ketersediaan data penduduk selain jumlahnya juga dilengkapi dengan karakteristik jenis kelamin dan umur.

Secara nasional dan pada tingkat provinsi informasi penduduk masa yang datang diproyeksikan menggunakan metode komponen, dimana metode tersebut mempertimbangkan pengaruh kelahiran, kematian, dan perpindahan. Untuk tingkat kabupaten/kota dilakukan estimasi penduduk dengan mempertimbangkan laju pertumbuhan untuk masing-masing kabupaten/kota, dimana jumlahnya dipagu dari hasil proyeksi provinsinya. Metode estimasi yang digunakan untuk memperkirakan penduduk masa yang akan datang menggunakan metode geometrik. Pemilihan metode ini didasarkan kesesuaian pertambahan secara geometrik dengan perkembangan jumlah penduduk dan disadari bahwa belum dapat dilakukannya proyeksi komponen untuk kabupaten/kota karena komponen pertumbuhan belum tersedia lengkap.

Proyeksi penduduk kabupaten/kota menurut kelompok umur, dan jenis kelamin yang disajikan dalam publikasi ini mencakup kurun waktu sepuluh tahun, mulai tahun 2010 sampai dengan 2020. Pembuatan proyeksi dengan kurun waktu singkat ini dimaksudkan agar hasilnya dapat digunakan untuk berbagai keperluan terutama perencanaan di masa datang.



<http://www.bps.go.id>

## BAB II

### METODOLOGI

Estimasi penduduk dengan metode geometrik menggunakan asumsi bahwa jumlah penduduk akan bertambah secara geometrik menggunakan dasar perhitungan bunga majemuk. Laju pertumbuhan penduduk (*rate of growth*) dianggap sama untuk setiap tahun. Berikut formula yang digunakan pada metode geometrik:

$$P_t = P_0(1+r)^t$$

$$r = \left(\frac{P_t}{P_0}\right)^{\frac{1}{t}} - 1$$

dimana:

- $P_t$  = jumlah penduduk pada tahun  $t$
- $P_0$  = jumlah penduduk pada tahun awal
- $r$  = laju pertumbuhan penduduk
- $t$  = periode waktu antara tahun dasar dan tahun  $t$  (dalam tahun)

Data yang dibutuhkan:

- Jumlah penduduk Indonesia hasil proyeksi penduduk 2010 - 2020 yang dirinci menurut provinsi.
- Jumlah penduduk kabupaten/kota hasil SP2000, SP2010, khusus untuk kabupaten/kota di Provinsi Aceh dan Pulau Nias menggunakan data hasil SPAN2005.

Tahapan menghitung proyeksi penduduk kabupaten/kota:

1. Menentukan sumber data dari hasil sensus penduduk dan menyiapkan dua data penduduk untuk tahun yang berbeda pada suatu wilayah yang akan diestimasi.
2. Menghitung rata-rata laju pertumbuhan penduduk (LPP) per tahun dengan metode geometrik berdasarkan jumlah penduduk dari dua data.

3. Melakukan proses prorata, agar penjumlahan penduduk untuk semua kabupaten/kota menjadi sama dengan penduduk provinsi (penduduk provinsi sebagai kontrol).
4. Jumlah penduduk per kabupaten/kota ini selanjutnya akan digunakan sebagai kontrol untuk menghitung jumlah penduduk menurut kota/desa, jenis kelamin, maupun menurut kelompok umur.
5. Estimasi penduduk untuk karakteristik jenis kelamin diolah terlebih dahulu, kemudian dilanjutkan dengan estimasi penduduk perkotaan dan perdesaan.
6. Melakukan proses iterasi untuk penduduk kabupaten/kota menurut jenis kelamin dan kelompok umur, dengan jumlah penduduk provinsi sebagai kontrol.
7. Untuk kabupaten/kota pemekaran yang pada saat sensus belum terbentuk, data ditelusuri menggunakan data SP2000, SPAN2005, dan SP2010.

# LAMPIRAN

<http://www.ips.go.id>



Tabel I.1.1  
PROYEKSI PENDUDUK  
MENURUT KABUPATEN/KOTA DAN JENIS KELAMIN  
TAHUN 2010 - 2020

JAWA TENGAH

LAKI-LAKI

KABUPATEN/KOTA	2010	2011	2012	2013	2014	2015	2016	2017	2018	2019	2020
(1)	(2)	(3)	(4)	(5)	(6)	(7)	(8)	(9)	(10)	(11)	(12)
CILACAP	824.250	829.558	834.923	839.821	844.599	849.089	853.397	857.407	861.266	865.031	868.503
BANYUMAS	778.183	786.520	794.486	802.309	809.857	817.383	824.717	831.816	838.798	845.612	852.281
PURBALINGGA	420.327	425.280	430.116	434.815	439.420	443.915	448.428	452.730	456.972	461.281	465.505
BANJARNEGARA	436.192	439.490	442.784	445.886	448.928	451.799	454.585	457.295	459.903	462.405	464.774
KEBUMEN	578.674	581.204	583.708	586.010	588.081	590.090	591.920	593.468	595.003	596.388	597.629
PURWOREJO	343.570	345.119	346.621	348.009	349.197	350.386	351.481	352.403	353.298	354.084	354.922
WONOSOBO	383.422	385.713	387.922	390.123	392.103	394.008	395.775	397.516	399.115	400.612	402.012
MAGELANG	594.089	600.707	607.008	613.107	619.108	624.973	630.821	636.384	641.992	647.413	652.708
BOYOLALI	459.111	462.416	465.626	468.684	471.695	474.524	477.189	479.792	482.309	484.716	487.027
KLATEN	555.697	558.587	561.379	563.985	566.429	568.780	570.898	572.892	574.824	576.513	578.106
SUKOHARJO	409.187	413.186	417.101	420.887	424.599	428.171	431.686	435.183	438.527	441.782	444.903
WONOGIRI	452.372	454.314	456.272	458.094	459.727	461.307	462.700	464.004	465.124	466.206	467.210
KARANGANYAR	402.991	407.312	411.479	415.581	419.615	423.518	427.325	430.975	434.726	438.296	441.790
SRAGEN	421.415	423.375	425.415	427.282	429.132	430.717	432.178	433.585	434.976	436.180	437.277
GROBOGAN	648.568	652.894	657.093	661.108	664.882	668.507	671.881	675.184	678.296	681.296	684.229
BLORA	409.207	411.396	413.599	415.601	417.598	419.379	421.108	422.699	424.189	425.590	426.907
REMBANG	295.313	298.115	300.775	303.520	306.068	308.619	311.006	313.401	315.689	317.910	320.076
PATI	578.123	582.324	586.308	590.098	593.813	597.308	600.723	603.907	607.002	609.984	612.886
KUDUS	383.512	388.906	394.093	399.324	404.326	409.312	414.315	419.212	423.985	428.815	433.627
JEPARA	548.190	557.424	566.284	575.090	583.822	592.482	601.206	609.784	618.422	627.007	635.471
DEMAK	524.022	530.297	536.390	542.319	548.068	553.874	559.488	565.102	570.481	575.895	581.215
SEMARANG	458.196	465.320	472.022	478.723	485.259	491.821	498.324	504.820	511.202	517.597	523.920
TEMANGGUNG	355.807	359.588	363.272	366.903	370.425	373.804	377.220	380.419	383.704	386.782	389.917
KENDAL	457.275	461.577	465.800	469.874	473.802	477.675	481.382	485.102	488.618	492.113	495.488
BATANG	353.582	357.297	360.913	364.384	367.766	371.071	374.375	377.492	380.574	383.697	386.683
PEKALONGAN	417.379	420.977	424.525	427.808	431.130	434.177	437.203	440.207	443.009	445.790	448.378
PEMALANG	625.627	628.320	631.030	633.522	635.662	637.918	639.771	641.620	643.219	644.682	645.971
TEGAL	694.702	697.691	700.677	703.502	705.958	708.301	710.513	712.511	714.305	715.887	717.430
BREBES	872.889	877.779	882.527	886.978	891.164	895.209	898.877	902.397	905.683	908.786	911.681
KOTA MAGELANG	58.303	58.584	58.791	59.023	59.297	59.512	59.573	59.766	60.005	60.107	60.221
KOTA SURAKARTA	243.325	244.594	245.775	246.985	248.094	249.113	249.978	250.896	251.772	252.594	253.317
KOTA SALATIGA	83.513	84.814	86.070	87.410	88.720	89.928	91.198	92.426	93.718	94.887	96.113
KOTA SEMARANG	764.587	779.181	792.728	806.324	820.473	834.124	847.915	861.994	875.575	889.298	903.189
KOTA PEKALONGAN	141.029	142.483	144.018	145.480	146.912	148.220	149.623	150.887	152.202	153.518	154.671
KOTA TEGAL	118.926	119.505	120.173	120.808	121.294	121.884	122.415	122.817	123.323	123.701	124.076
<b>JUMLAH</b>	<b>16.091.555</b>	<b>16.231.847</b>	<b>16.367.703</b>	<b>16.499.377</b>	<b>16.627.023</b>	<b>16.750.898</b>	<b>16.871.194</b>	<b>16.988.093</b>	<b>17.101.806</b>	<b>17.212.455</b>	<b>17.320.113</b>

Tabel I.1.2  
PROYEKSI PENDUDUK  
MENURUT KABUPATEN/KOTA DAN JENIS KELAMIN  
TAHUN 2010 - 2020

JAWA TENGAH

PEREMPUAN

KABUPATEN/KOTA	2010	2011	2012	2013	2014	2015	2016	2017	2018	2019	2020
(1)	(2)	(3)	(4)	(5)	(6)	(7)	(8)	(9)	(10)	(11)	(12)
CILACAP	820.740	826.110	831.269	836.277	841.032	845.637	849.993	854.220	858.238	862.067	865.778
BANYUMAS	779.297	787.482	795.444	803.276	810.915	818.526	825.908	833.209	840.326	847.394	854.344
PURBALINGGA	430.402	435.445	440.307	445.065	449.752	454.461	459.079	463.697	468.221	472.708	477.070
BANJARNEGARA	434.336	437.711	440.926	444.008	447.110	450.027	452.825	455.622	458.316	460.787	463.444
KEBUMEN	583.246	585.785	588.290	590.612	592.813	594.792	596.683	598.539	600.089	601.594	602.992
PURWOREJO	353.037	354.563	356.057	357.518	358.809	360.000	361.205	362.171	363.179	364.232	364.989
WONOSOBO	372.760	375.115	377.191	379.273	381.288	383.114	385.018	386.691	388.269	389.892	391.391
MAGELANG	589.907	596.188	602.478	608.566	614.593	620.523	626.302	632.012	637.633	643.178	648.569
BOYOLALI	473.200	476.604	479.885	483.125	486.218	489.166	492.136	494.787	497.490	500.091	502.592
KLATEN	576.274	579.386	582.297	585.017	587.599	590.015	592.320	594.509	596.587	598.473	600.395
SUKOHARJO	416.595	420.729	424.672	428.505	432.262	436.036	439.711	443.191	446.678	450.130	453.473
WONOGIRI	478.114	480.302	482.432	484.336	485.955	487.710	489.275	490.702	491.982	493.286	494.392
KARANGANYAR	411.812	416.199	420.412	424.618	428.711	432.680	436.696	440.621	444.352	448.223	451.889
SRAGEN	438.365	440.602	442.675	444.709	446.483	448.310	449.912	451.537	452.913	454.338	455.639
GROBOGAN	662.539	666.928	671.090	675.209	679.103	682.922	686.523	690.023	693.314	696.492	699.562
BLORA	422.021	424.389	426.594	428.724	430.789	432.729	434.465	436.166	437.921	439.423	440.892
REMBANG	297.168	299.972	302.798	305.371	307.997	310.554	313.090	315.521	317.895	320.278	322.644
PATI	615.079	619.477	623.693	627.832	631.790	635.581	639.266	642.784	646.297	649.606	652.796
KUDUS	395.564	400.969	406.310	411.569	416.783	421.991	427.184	432.266	437.445	442.496	447.501
JEPARA	551.520	560.360	569.344	578.231	586.963	595.807	604.594	613.414	622.178	630.905	639.711
DEMAK	533.673	540.010	546.108	552.176	558.141	564.031	569.810	575.573	581.315	586.910	592.405
SEMARANG	474.506	481.454	488.475	495.392	502.338	509.066	515.874	522.669	529.427	536.189	542.875
TEMANGGUNG	354.106	357.814	361.416	365.024	368.456	372.021	375.266	378.709	381.890	385.236	388.271
KENDAL	444.710	448.917	452.998	456.917	460.825	464.608	468.300	471.922	475.488	478.973	482.429
BATANG	354.506	358.209	361.683	365.207	368.731	372.019	375.345	378.587	381.803	384.886	388.006
PEKALONGAN	422.833	426.413	429.871	433.317	436.571	439.809	442.889	445.990	448.883	451.921	454.733
PEMALANG	637.957	640.899	643.576	646.059	648.509	650.659	652.838	654.661	656.505	658.131	659.737
TEGAL	702.491	705.736	708.747	711.481	714.148	716.590	718.873	721.004	722.920	724.811	726.497
BREBES	863.893	868.834	873.491	878.004	882.209	886.170	890.003	893.607	897.146	900.310	903.405
KOTA MAGELANG	60.121	60.419	60.625	60.856	61.141	61.280	61.539	61.708	61.867	62.004	62.154
KOTA SURAKARTA	256.886	258.279	259.626	260.813	262.011	263.113	264.193	265.206	266.115	266.993	267.760
KOTA SALATIGA	87.179	88.563	89.919	91.309	92.584	93.887	95.222	96.502	97.853	99.197	100.486
KOTA SEMARANG	795.426	809.330	823.766	838.050	852.521	866.990	881.168	895.692	910.539	924.812	939.596
KOTA PEKALONGAN	140.989	142.517	143.983	145.423	146.806	148.184	149.599	150.983	152.275	153.579	154.947
KOTA TEGAL	121.079	121.821	122.541	123.093	123.684	124.235	124.797	125.277	125.680	126.204	126.601
<b>JUMLAH</b>	<b>16.352.331</b>	<b>16.493.531</b>	<b>16.630.989</b>	<b>16.764.962</b>	<b>16.895.640</b>	<b>17.023.243</b>	<b>17.147.901</b>	<b>17.269.772</b>	<b>17.389.029</b>	<b>17.505.749</b>	<b>17.619.965</b>

Tabel I.1.3  
PROYEKSI PENDUDUK  
MENURUT KABUPATEN/KOTA DAN JENIS KELAMIN  
TAHUN 2010 - 2020

JAWA TENGAH

LAKI-LAKI + PEREMPUAN

KABUPATEN/KOTA	2010	2011	2012	2013	2014	2015	2016	2017	2018	2019	2020
(1)	(2)	(3)	(4)	(5)	(6)	(7)	(8)	(9)	(10)	(11)	(12)
CILACAP	1.644.990	1.655.668	1.666.192	1.676.098	1.685.631	1.694.726	1.703.390	1.711.627	1.719.504	1.727.098	1.734.281
BANYUMAS	1.557.480	1.574.002	1.589.930	1.605.585	1.620.772	1.635.909	1.650.625	1.665.025	1.679.124	1.693.006	1.706.625
PURBALINGGA	850.729	860.725	870.423	879.880	889.172	898.376	907.507	916.427	925.193	933.989	942.575
BANJARNEGARA	870.528	877.201	883.710	889.894	896.038	901.826	907.410	912.917	918.219	923.192	928.218
KEBUMEN	1.161.920	1.166.989	1.171.998	1.176.622	1.180.894	1.184.882	1.188.603	1.192.007	1.195.092	1.197.982	1.200.621
PURWOREJO	696.607	699.682	702.678	705.527	708.006	710.386	712.686	714.574	716.477	718.316	719.911
WONOSOBO	756.182	760.828	765.113	769.396	773.391	777.122	780.793	784.207	787.384	790.504	793.403
MAGELANG	1.183.996	1.196.895	1.209.486	1.221.673	1.233.701	1.245.496	1.257.123	1.268.396	1.279.625	1.290.591	1.301.277
BOYOLALI	932.311	939.020	945.511	951.809	957.913	963.690	969.325	974.579	979.799	984.807	989.619
KLATEN	1.131.971	1.137.973	1.143.676	1.149.002	1.154.028	1.158.795	1.163.218	1.167.401	1.171.411	1.174.986	1.178.501
SUKOHARJO	825.782	833.915	841.773	849.392	856.861	864.207	871.397	878.374	885.205	891.912	898.376
WONOGIRI	930.486	934.616	938.704	942.430	945.682	949.017	951.975	954.706	957.106	959.492	961.602
KARANGANYAR	814.803	823.511	831.891	840.199	848.326	856.198	864.021	871.596	879.078	886.519	893.679
SRAGEN	859.780	863.977	868.090	871.991	875.615	879.027	882.090	885.122	887.889	890.518	892.916
GROBOGAN	1.311.107	1.319.822	1.328.183	1.336.317	1.343.985	1.351.429	1.358.404	1.365.207	1.371.610	1.377.788	1.383.791
BLORA	831.228	835.785	840.193	844.325	848.387	852.108	855.573	858.865	862.110	865.013	867.799
REMBANG	592.481	598.087	603.573	608.891	614.065	619.173	624.096	628.922	633.584	638.188	642.720
PATI	1.193.202	1.201.801	1.210.001	1.217.930	1.225.603	1.232.889	1.239.989	1.246.691	1.253.299	1.259.590	1.265.682
KUDUS	779.076	789.875	800.403	810.893	821.109	831.303	841.499	851.478	861.430	871.311	881.128
JEPARA	1.099.710	1.117.784	1.135.628	1.153.321	1.170.785	1.188.289	1.205.800	1.223.198	1.240.600	1.257.912	1.275.182
DEMAK	1.057.695	1.070.307	1.082.498	1.094.495	1.106.209	1.117.905	1.129.298	1.140.675	1.151.796	1.162.805	1.173.620
SEMARANG	932.702	946.774	960.497	974.115	987.597	1.000.887	1.014.198	1.027.489	1.040.629	1.053.786	1.066.795
TEMANGGUNG	709.913	717.402	724.688	731.927	738.881	745.825	752.486	759.128	765.594	772.018	778.188
KENDAL	901.985	910.494	918.798	926.791	934.627	942.283	949.682	957.024	964.106	971.086	977.917
BATANG	708.088	715.506	722.596	729.591	736.497	743.090	749.720	756.079	762.377	768.583	774.689
PEKALONGAN	840.212	847.390	854.396	861.125	867.701	873.986	880.092	886.197	891.892	897.711	903.111
PEMALANG	1.263.584	1.269.219	1.274.606	1.279.581	1.284.171	1.288.577	1.292.609	1.296.281	1.299.724	1.302.813	1.305.708
TEGAL	1.397.193	1.403.427	1.409.424	1.414.983	1.420.106	1.424.891	1.429.386	1.433.515	1.437.225	1.440.698	1.443.927
BREBES	1.736.782	1.746.613	1.756.018	1.764.982	1.773.373	1.781.379	1.788.880	1.796.004	1.802.829	1.809.096	1.815.086
KOTA MAGELANG	118.424	119.003	119.416	119.879	120.438	120.792	121.112	121.474	121.872	122.111	122.375
KOTA SURAKARTA	500.211	502.873	505.401	507.798	510.105	512.226	514.171	516.102	517.887	519.587	521.077
KOTA SALATIGA	170.692	173.377	175.989	178.719	181.304	183.815	186.420	188.928	191.571	194.084	196.599
KOTA SEMARANG	1.560.013	1.588.511	1.616.494	1.644.374	1.672.994	1.701.114	1.729.083	1.757.686	1.786.114	1.814.110	1.842.785
KOTA PEKALONGAN	282.018	285.000	288.001	290.903	293.718	296.404	299.222	301.870	304.477	307.097	309.618
KOTA TEGAL	240.005	241.326	242.714	243.901	244.978	246.119	247.212	248.094	249.003	249.905	250.677
<b>JUMLAH</b>	<b>32.443.886</b>	<b>32.725.378</b>	<b>32.998.692</b>	<b>33.264.339</b>	<b>33.522.663</b>	<b>33.774.141</b>	<b>34.019.095</b>	<b>34.257.865</b>	<b>34.490.835</b>	<b>34.718.204</b>	<b>34.940.078</b>



Tabel I.2  
RASIO JENIS KELAMIN  
MENURUT KABUPATEN/KOTA  
TAHUN 2010 - 2020

JAWA TENGAH

KABUPATEN/KOTA	2010	2011	2012	2013	2014	2015	2016	2017	2018	2019	2020
(1)	(2)	(3)	(4)	(5)	(6)	(7)	(8)	(9)	(10)	(11)	(12)
CILACAP	100,43	100,42	100,44	100,42	100,42	100,41	100,40	100,37	100,35	100,34	100,31
BANYUMAS	99,86	99,88	99,88	99,88	99,87	99,86	99,86	99,83	99,82	99,79	99,76
PURBALINGGA	97,66	97,67	97,69	97,70	97,70	97,68	97,68	97,63	97,60	97,58	97,58
BANJARNEGARA	100,43	100,41	100,42	100,42	100,41	100,39	100,39	100,37	100,35	100,35	100,29
KEBUMEN	99,22	99,22	99,22	99,22	99,20	99,21	99,20	99,15	99,15	99,13	99,11
PURWOREJO	97,32	97,34	97,35	97,34	97,32	97,33	97,31	97,30	97,28	97,21	97,24
WONOSOBO	102,86	102,83	102,84	102,86	102,84	102,84	102,79	102,80	102,79	102,75	102,71
MAGELANG	100,71	100,76	100,75	100,75	100,73	100,72	100,72	100,69	100,68	100,66	100,64
BOYOLALI	97,02	97,02	97,03	97,01	97,01	97,01	96,96	96,97	96,95	96,93	96,90
KLATEN	96,43	96,41	96,41	96,40	96,40	96,40	96,38	96,36	96,35	96,33	96,29
SUKOHARJO	98,22	98,21	98,22	98,22	98,23	98,20	98,17	98,19	98,18	98,15	98,11
WONOGIRI	94,62	94,59	94,58	94,58	94,60	94,59	94,57	94,56	94,54	94,51	94,50
KARANGANYAR	97,86	97,86	97,88	97,87	97,88	97,88	97,85	97,81	97,83	97,79	97,77
SRAGEN	96,13	96,09	96,10	96,08	96,11	96,08	96,06	96,02	96,04	96,00	95,97
GROBOGAN	97,89	97,90	97,91	97,91	97,91	97,89	97,87	97,85	97,83	97,82	97,81
BLORA	96,96	96,94	96,95	96,94	96,94	96,91	96,93	96,91	96,86	96,85	96,83
REMBANG	99,38	99,38	99,33	99,39	99,37	99,38	99,33	99,33	99,31	99,26	99,20
PATI	93,99	94,00	94,01	93,99	93,99	93,98	93,97	93,95	93,92	93,90	93,89
KUDUS	96,95	96,99	96,99	97,02	97,01	97,00	96,99	96,98	96,92	96,91	96,90
JEPARA	99,40	99,48	99,46	99,46	99,46	99,44	99,44	99,41	99,40	99,38	99,34
DEMAK	98,19	98,20	98,22	98,21	98,20	98,20	98,19	98,18	98,14	98,12	98,11
SEMARANG	96,56	96,65	96,63	96,64	96,60	96,61	96,60	96,59	96,56	96,53	96,51
TEMANGGUNG	100,48	100,50	100,51	100,51	100,53	100,48	100,52	100,45	100,48	100,40	100,42
KENDAL	102,83	102,82	102,83	102,84	102,82	102,81	102,79	102,79	102,76	102,74	102,71
BATANG	99,74	99,75	99,79	99,77	99,74	99,75	99,74	99,71	99,68	99,69	99,66
PEKALONGAN	98,71	98,73	98,76	98,73	98,75	98,72	98,72	98,70	98,69	98,64	98,60
PEMALANG	98,07	98,04	98,05	98,06	98,02	98,04	98,00	98,01	97,98	97,96	97,91
TEGAL	98,89	98,86	98,86	98,88	98,85	98,84	98,84	98,82	98,81	98,77	98,75
BREBES	101,04	101,03	101,03	101,02	101,02	101,02	101,00	100,98	100,95	100,94	100,92
KOTA MAGELANG	96,98	96,96	96,97	96,99	96,98	97,11	96,81	96,85	96,99	96,94	96,89
KOTA SURAKARTA	94,72	94,70	94,67	94,70	94,69	94,68	94,62	94,60	94,61	94,61	94,61
KOTA SALATIGA	95,79	95,77	95,72	95,73	95,83	95,78	95,77	95,78	95,77	95,66	95,65
KOTA SEMARANG	96,12	96,27	96,23	96,21	96,24	96,21	96,23	96,24	96,16	96,16	96,13
KOTA PEKALONGAN	100,03	99,98	100,02	100,04	100,07	100,02	100,02	99,94	99,95	99,96	99,82
KOTA TEGAL	98,22	98,10	98,07	98,14	98,07	98,11	98,09	98,04	98,12	98,02	98,01
JUMLAH	98,41	98,41	98,42	98,42	98,41	98,40	98,39	98,37	98,35	98,32	98,30

Tabel I.3  
RASIO KETERGANTUNGAN  
MENURUT KABUPATEN/KOTA  
TAHUN 2010 - 2020

JAWA TENGAH

KABUPATEN/KOTA	2010	2011	2012	2013	2014	2015	2016	2017	2018	2019	2020
(1)	(2)	(3)	(4)	(5)	(6)	(7)	(8)	(9)	(10)	(11)	(12)
CILACAP	54,34	53,94	53,45	52,96	52,53	52,19	51,90	51,69	51,59	51,57	51,60
BANYUMAS	51,96	51,63	51,22	50,81	50,45	50,18	49,95	49,81	49,77	49,80	49,90
PURBALINGGA	54,63	54,27	53,83	53,38	52,98	52,66	52,39	52,20	52,12	52,12	52,18
BANJARNEGARA	51,84	51,49	51,07	50,64	50,25	49,94	49,69	49,50	49,42	49,41	49,46
KEBUMEN	58,45	58,04	57,55	57,06	56,63	56,32	56,07	55,93	55,91	55,98	56,12
PURWOREJO	55,84	55,52	55,12	54,74	54,42	54,22	54,10	54,08	54,19	54,41	54,70
WONOSOBO	53,76	53,39	52,95	52,50	52,10	51,78	51,52	51,33	51,24	51,24	51,28
MAGELANG	50,66	50,35	49,96	49,57	49,23	48,97	48,77	48,65	48,63	48,68	48,79
BOYOLALI	52,91	52,62	52,27	51,90	51,60	51,38	51,21	51,12	51,15	51,25	51,43
KLATEN	50,04	49,79	49,48	49,17	48,92	48,75	48,64	48,61	48,68	48,84	49,07
SUKOHARJO	45,94	45,70	45,40	45,09	44,82	44,62	44,47	44,38	44,38	44,44	44,55
WONOGIRI	52,75	52,46	52,12	51,78	51,52	51,36	51,30	51,33	51,49	51,76	52,12
KARANGANYAR	48,72	48,43	48,08	47,73	47,42	47,19	47,00	46,88	46,85	46,90	47,00
SRAGEN	50,55	50,25	49,89	49,52	49,22	48,99	48,82	48,73	48,75	48,86	49,02
GROBOGAN	50,37	50,05	49,66	49,25	48,90	48,62	48,40	48,25	48,20	48,23	48,31
BLORA	48,50	48,23	47,89	47,56	47,27	47,06	46,91	46,82	46,83	46,92	47,06
REMBANG	44,29	44,03	43,70	43,37	43,07	42,85	42,67	42,54	42,51	42,53	42,60
PATI	47,36	47,08	46,74	46,39	46,09	45,88	45,71	45,62	45,63	45,72	45,86
KUDUS	43,02	42,75	42,41	42,05	41,73	41,47	41,24	41,06	40,97	40,92	40,91
JEPARA	49,24	48,94	48,57	48,17	47,82	47,52	47,26	47,05	46,94	46,88	46,87
DEMAK	48,53	48,20	47,79	47,36	46,97	46,65	46,36	46,14	46,00	45,92	45,87
SEMARANG	47,16	46,91	46,60	46,27	45,99	45,78	45,60	45,49	45,46	45,51	45,60
TEMANGGUNG	48,54	48,22	47,84	47,46	47,13	46,88	46,68	46,55	46,51	46,56	46,65
KENDAL	47,57	47,26	46,87	46,47	46,13	45,85	45,61	45,44	45,37	45,36	45,40
BATANG	47,38	47,06	46,66	46,25	45,88	45,58	45,32	45,13	45,02	44,99	44,99
PEKALONGAN	52,23	51,86	51,41	50,94	50,52	50,16	49,85	49,61	49,46	49,38	49,33
PEMALANG	54,16	53,77	53,29	52,80	52,36	51,99	51,68	51,43	51,29	51,22	51,19
TEGAL	53,56	53,20	52,74	52,27	51,85	51,49	51,18	50,93	50,78	50,69	50,64
BREBES	51,85	51,50	51,06	50,60	50,18	49,84	49,55	49,32	49,19	49,12	49,09
KOTA MAGELANG	43,13	42,87	42,55	42,22	41,94	41,74	41,59	41,49	41,50	41,57	41,68
KOTA NSURAKARTA	39,41	39,18	38,88	38,58	38,31	38,10	37,93	37,80	37,76	37,78	37,83
KOTA SALATIGA	42,07	41,85	41,57	41,27	41,01	40,81	40,63	40,51	40,47	40,49	40,54
KOTA SEMARANG	38,97	38,73	38,43	38,11	37,82	37,58	37,36	37,19	37,09	37,04	37,01
KOTA PEKALONGAN	44,96	44,65	44,26	43,85	43,48	43,17	42,88	42,64	42,48	42,37	42,27
KOTA TEGAL	45,32	45,01	44,63	44,23	43,87	43,56	43,29	43,07	42,93	42,85	42,79
JUMLAH	49,86	49,54	49,14	48,74	48,38	48,10	47,86	47,69	47,63	47,64	47,69

Tabel I.4  
 PERSENTASE PENDUDUK PERKOTAAN  
 MENURUT KABUPATEN/KOTA  
 TAHUN 2010 - 2020

JAWA TENGAH

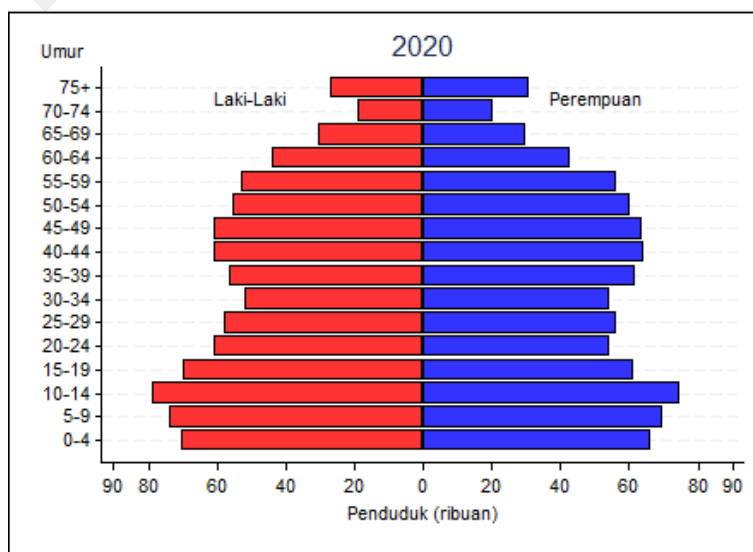
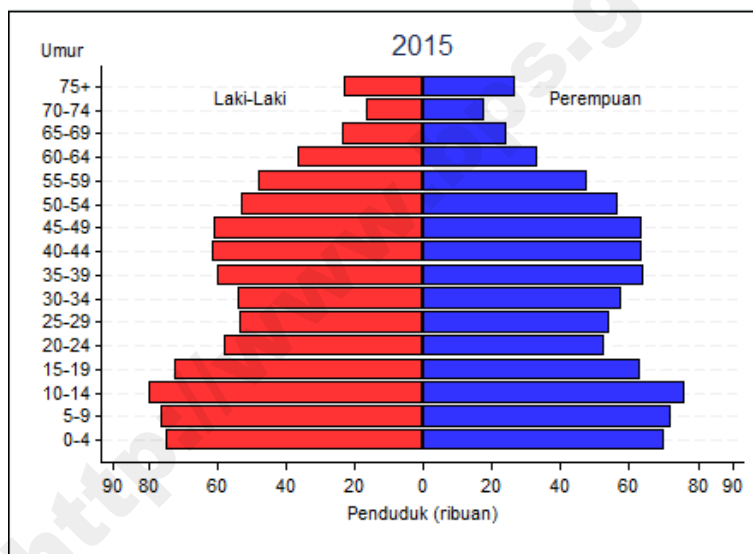
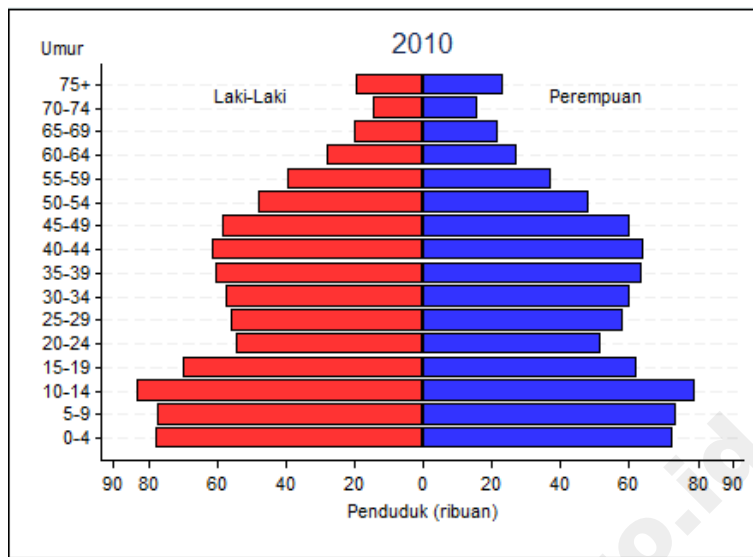
KABUPATEN/KOTA	2010	2011	2012	2013	2014	2015	2016	2017	2018	2019	2020
(1)	(2)	(3)	(4)	(5)	(6)	(7)	(8)	(9)	(10)	(11)	(12)
CILACAP	34,75	35,29	35,84	36,37	36,92	37,45	38,03	38,60	39,17	39,75	40,32
BANYUMAS	51,95	52,50	53,03	53,57	54,11	54,65	55,22	55,80	56,38	56,95	57,52
PURBALINGGA	31,16	31,70	32,24	32,78	33,32	33,86	34,43	35,01	35,58	36,15	36,73
BANJARNEGARA	23,82	24,35	24,89	25,44	25,97	26,51	27,09	27,66	28,23	28,81	29,38
KEBUMEN	26,77	27,31	27,85	28,39	28,93	29,46	30,04	30,61	31,19	31,76	32,33
PURWOREJO	28,48	29,02	29,56	30,10	30,63	31,18	31,75	32,32	32,90	33,47	34,04
WONOSOBO	23,45	23,99	24,53	25,07	25,61	26,14	26,72	27,30	27,87	28,44	29,01
MAGELANG	28,05	28,59	29,13	29,67	30,21	30,75	31,32	31,90	32,47	33,04	33,62
BOYOLALI	32,89	33,44	33,98	34,51	35,06	35,59	36,17	36,74	37,32	37,89	38,46
KLATEN	67,21	67,74	68,29	68,82	69,37	69,91	70,48	71,05	71,63	72,20	72,77
SUKOHARJO	76,72	77,26	77,80	78,34	78,88	79,42	79,99	80,57	81,14	81,72	82,29
WONOGIRI	20,50	21,05	21,58	22,12	22,66	23,20	23,77	24,35	24,93	25,50	26,07
KARANGANYAR	51,03	51,57	52,11	52,65	53,19	53,73	54,30	54,88	55,45	56,02	56,60
SRAGEN	32,31	32,85	33,39	33,93	34,47	35,01	35,58	36,15	36,73	37,30	37,88
GROBOGAN	16,39	16,93	17,47	18,01	18,55	19,09	19,67	20,24	20,81	21,38	21,96
BLORA	23,57	24,12	24,65	25,19	25,73	26,27	26,84	27,42	28,00	28,57	29,14
REMBANG	28,59	29,13	29,67	30,20	30,75	31,29	31,86	32,44	33,01	33,58	34,15
PATI	33,69	34,23	34,77	35,31	35,85	36,39	36,96	37,54	38,11	38,68	39,26
KUDUS	77,30	77,84	78,38	78,92	79,46	80,00	80,58	81,15	81,72	82,29	82,87
JEPARA	59,84	60,37	60,91	61,45	61,99	62,53	63,11	63,68	64,25	64,83	65,40
DEMAK	37,65	38,19	38,74	39,27	39,82	40,35	40,93	41,50	42,07	42,65	43,22
SEMARANG	39,88	40,42	40,96	41,50	42,04	42,58	43,15	43,73	44,30	44,88	45,45
TEMANGGUNG	25,11	25,64	26,18	26,73	27,26	27,80	28,38	28,95	29,52	30,10	30,67
KENDAL	47,97	48,51	49,05	49,58	50,13	50,67	51,24	51,82	52,39	52,96	53,53
BATANG	40,56	41,10	41,64	42,18	42,72	43,26	43,83	44,40	44,98	45,55	46,13
PEKALONGAN	51,70	52,23	52,77	53,31	53,85	54,39	54,97	55,54	56,11	56,69	57,26
PEMALANG	50,50	51,04	51,58	52,11	52,66	53,20	53,77	54,35	54,92	55,50	56,07
TEGAL	58,17	58,71	59,25	59,79	60,33	60,87	61,44	62,02	62,59	63,16	63,74
BREBES	43,25	43,79	44,33	44,87	45,40	45,95	46,52	47,09	47,66	48,24	48,81
KOTA MAGELANG	100,00	100,00	100,00	100,00	100,00	100,00	100,00	100,00	100,00	100,00	100,00
KOTA SURAKARTA	100,00	100,00	100,00	100,00	100,00	100,00	100,00	100,00	100,00	100,00	100,00
KOTA SALATIGA	100,00	100,00	100,00	100,00	100,00	100,00	100,00	100,00	100,00	100,00	100,00
KOTA SEMARANG	97,72	98,03	98,33	98,64	98,94	99,25	99,40	99,55	99,70	99,85	100,00
KOTA PEKALONGAN	97,66	97,98	98,29	98,61	98,93	99,25	99,40	99,55	99,70	99,85	100,00
KOTA TEGAL	100,00	100,00	100,00	100,00	100,00	100,00	100,00	100,00	100,00	100,00	100,00
JUMLAH	45,72	46,26	46,80	47,34	47,88	48,42	48,99	49,57	50,14	50,71	51,29

Tabel I.5  
PERSENTASE PENDUDUK LANSIA  
MENURUT KABUPATEN/KOTA  
TAHUN 2010 - 2020

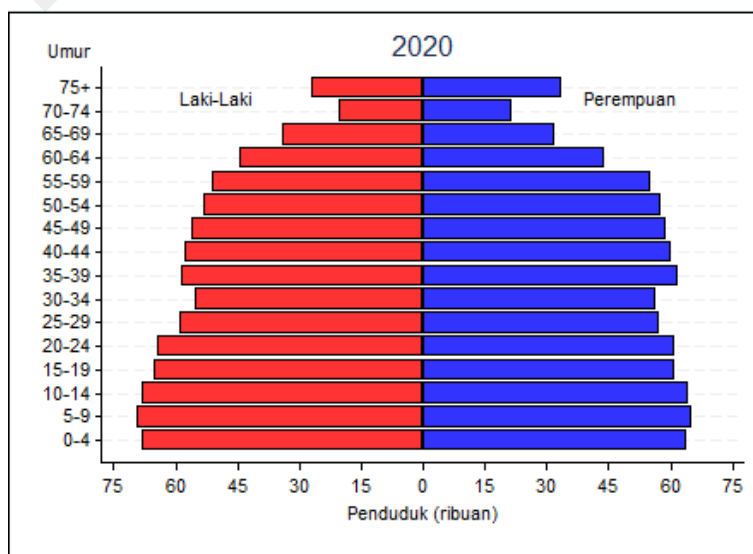
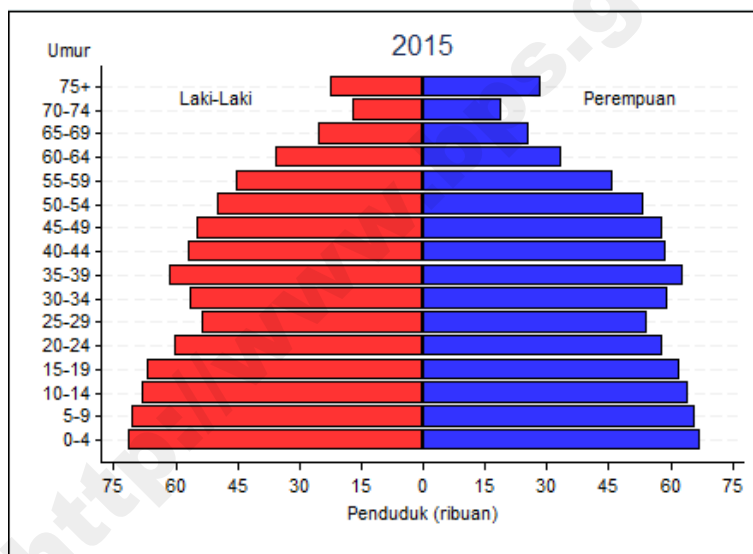
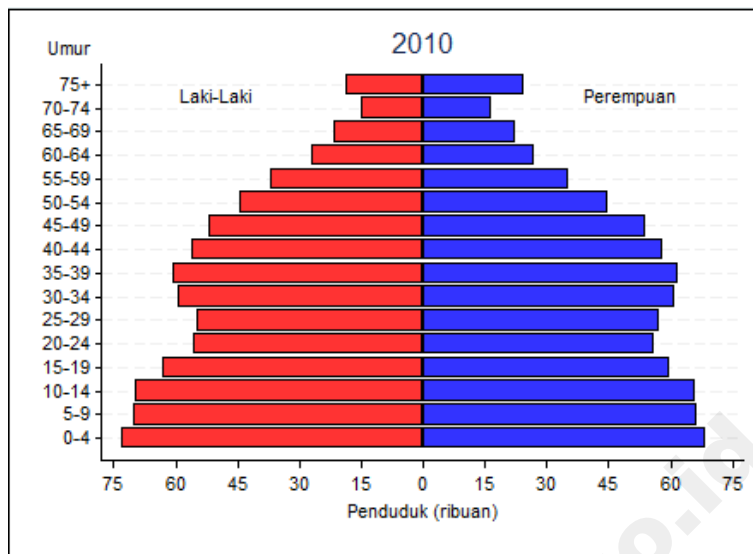
JAWA TENGAH

KABUPATEN/KOTA	2010	2011	2012	2013	2014	2015	2016	2017	2018	2019	2020
(1)	(2)	(3)	(4)	(5)	(6)	(7)	(8)	(9)	(10)	(11)	(12)
CILACAP	10,36	10,60	10,87	11,17	11,51	11,89	12,28	12,71	13,16	13,63	14,10
BANYUMAS	11,12	11,37	11,66	11,97	12,33	12,73	13,14	13,59	14,07	14,56	15,06
PURBALINGGA	11,08	11,34	11,63	11,95	12,31	12,71	13,14	13,59	14,08	14,58	15,09
BANJARNEGARA	10,54	10,79	11,06	11,37	11,72	12,10	12,51	12,94	13,41	13,88	14,37
KEBUMEN	12,46	12,73	13,04	13,38	13,77	14,19	14,64	15,12	15,63	16,16	16,71
PURWOREJO	14,04	14,34	14,66	15,02	15,42	15,86	16,33	16,85	17,39	17,96	18,55
WONOSOBO	10,22	10,46	10,73	11,03	11,36	11,73	12,12	12,54	12,99	13,45	13,93
MAGELANG	11,20	11,46	11,74	12,06	12,42	12,81	13,23	13,68	14,16	14,65	15,16
BOYOLALI	12,71	12,99	13,31	13,65	14,04	14,47	14,93	15,41	15,93	16,46	17,00
KLATEN	13,34	13,63	13,95	14,31	14,71	15,15	15,61	16,12	16,65	17,20	17,76
SUKOHARJO	10,55	10,79	11,07	11,37	11,71	12,09	12,49	12,91	13,37	13,84	14,31
WONOGIRI	17,01	17,34	17,71	18,13	18,59	19,11	19,65	20,24	20,86	21,50	22,16
KARANGANYAR	11,02	11,27	11,55	11,87	12,22	12,61	13,01	13,45	13,92	14,40	14,89
SRAGEN	12,81	13,10	13,41	13,76	14,15	14,59	15,04	15,54	16,06	16,59	17,14
GROBOGAN	10,33	10,57	10,84	11,14	11,47	11,84	12,23	12,66	13,10	13,57	14,05
BLORA	11,44	11,70	11,98	12,30	12,65	13,04	13,45	13,89	14,36	14,85	15,35
REMBANG	9,45	9,67	9,92	10,19	10,50	10,84	11,20	11,59	12,00	12,43	12,86
PATI	11,24	11,50	11,78	12,09	12,45	12,84	13,26	13,70	14,18	14,67	15,18
KUDUS	7,58	7,76	7,97	8,20	8,47	8,76	9,07	9,40	9,75	10,12	10,49
JEPARA	8,63	8,84	9,08	9,35	9,64	9,97	10,32	10,69	11,09	11,50	11,91
DEMAK	7,55	7,74	7,95	8,19	8,45	8,75	9,05	9,39	9,74	10,11	10,49
SEMARANG	10,09	10,32	10,59	10,88	11,20	11,55	11,93	12,33	12,76	13,20	13,65
TEMANGGUNG	10,48	10,72	10,99	11,28	11,61	11,98	12,37	12,79	13,24	13,70	14,17
KENDAL	9,04	9,25	9,49	9,76	10,05	10,38	10,72	11,10	11,49	11,91	12,34
BATANG	8,85	9,07	9,31	9,57	9,87	10,20	10,55	10,93	11,34	11,75	12,18
PEKALONGAN	8,20	8,41	8,63	8,89	9,17	9,48	9,81	10,17	10,55	10,94	11,34
PEMALANG	9,21	9,44	9,69	9,97	10,28	10,63	10,99	11,39	11,80	12,23	12,67
TEGAL	8,78	9,00	9,24	9,52	9,82	10,16	10,51	10,89	11,29	11,70	12,13
BREBES	9,11	9,34	9,59	9,87	10,19	10,54	10,90	11,29	11,71	12,13	12,57
KOTA MAGELANG	10,38	10,61	10,87	11,16	11,49	11,85	12,23	12,64	13,08	13,54	14,00
KOTA SURAKARTA	8,94	9,15	9,39	9,65	9,94	10,27	10,61	10,98	11,37	11,78	12,19
KOTA SALATIGA	8,94	9,15	9,39	9,65	9,94	10,26	10,60	10,96	11,34	11,74	12,14
KOTA SEMARANG	6,83	7,00	7,19	7,40	7,63	7,90	8,17	8,47	8,78	9,11	9,44
KOTA PEKALONGAN	6,62	6,79	6,98	7,19	7,43	7,69	7,96	8,26	8,58	8,90	9,23
KOTA TEGAL	7,79	7,98	8,20	8,44	8,71	9,02	9,34	9,68	10,04	10,42	10,80
JUMLAH	10,31	10,55	10,81	11,10	11,43	11,79	12,18	12,59	13,03	13,48	13,94

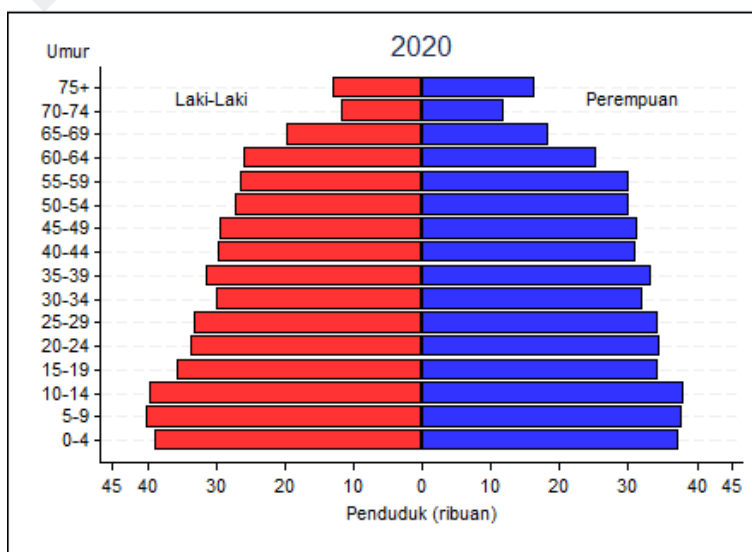
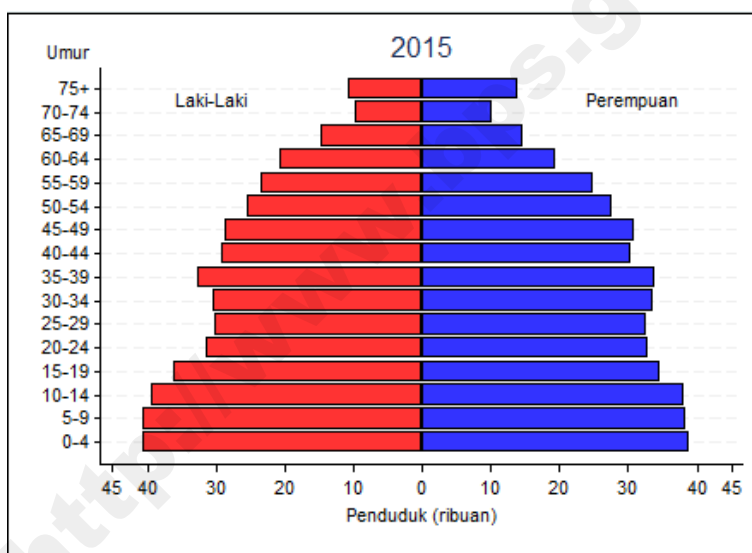
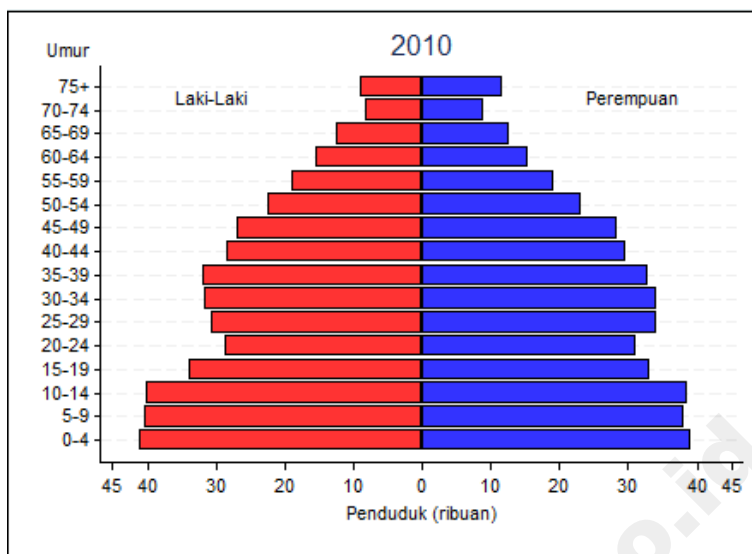
Gambar I.1  
 PIRAMIDA PENDUDUK CILACAP  
 TAHUN 2010 – 2020



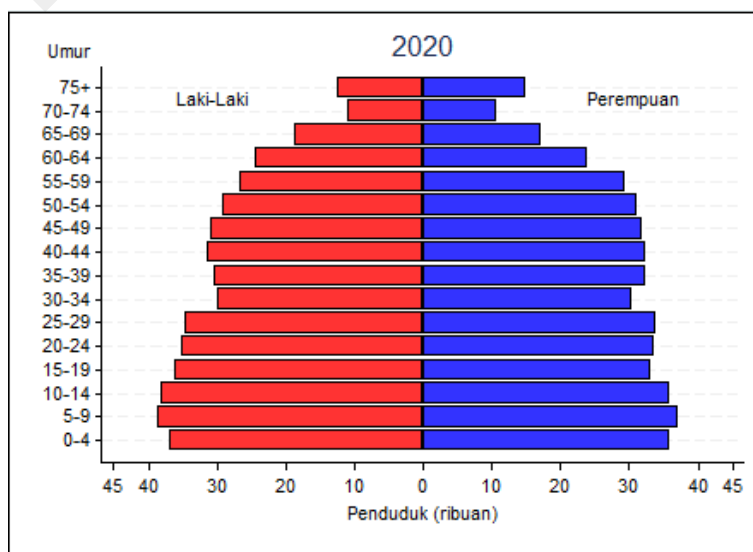
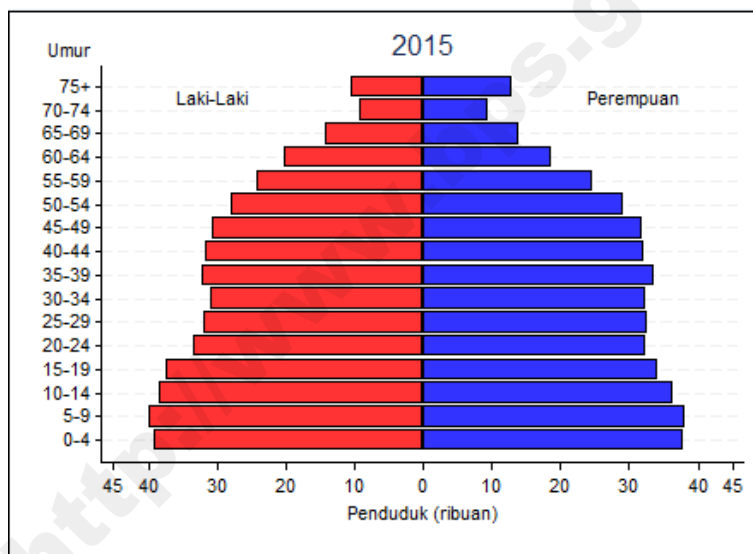
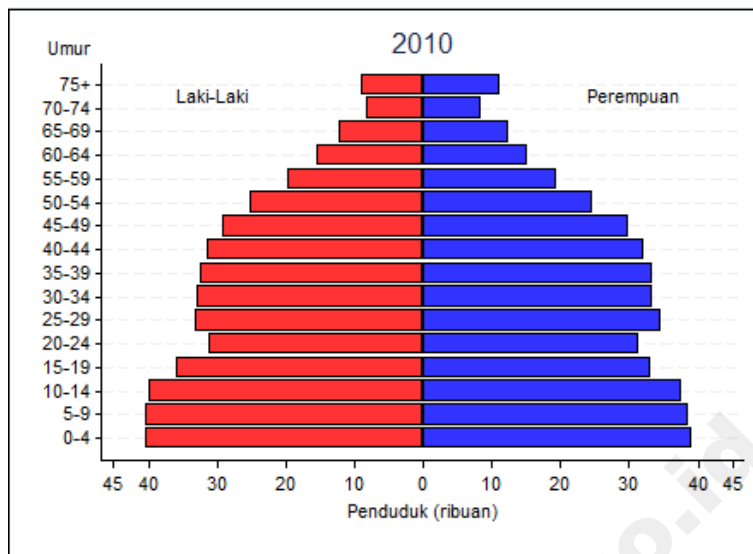
Gambar I.2  
 PIRAMIDA PENDUDUK BANYUMAS  
 TAHUN 2010 – 2020



Gambar I.3  
 PIRAMIDA PENDUDUK PURBALINGGA  
 TAHUN 2010 – 2020

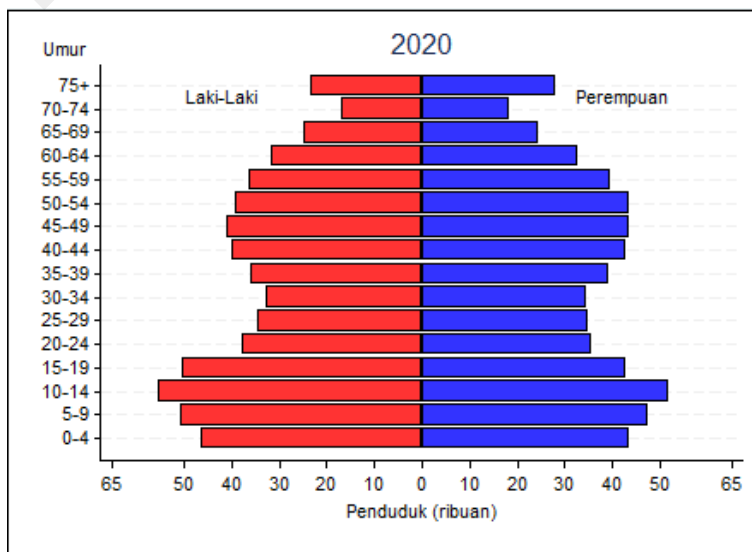
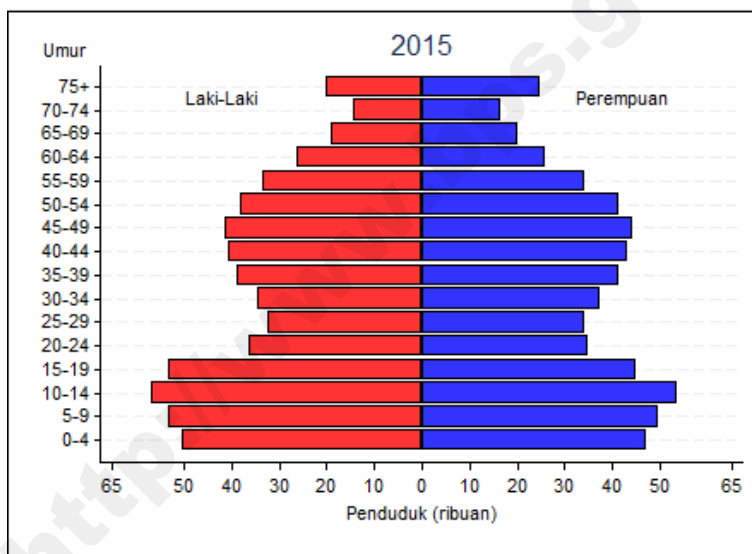
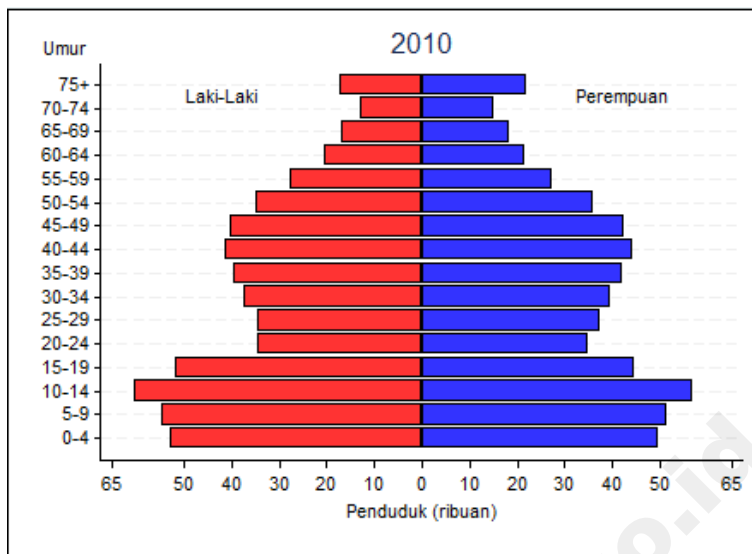


Gambar I.4  
 PIRAMIDA PENDUDUK BANJARNEGARA  
 TAHUN 2010 – 2020

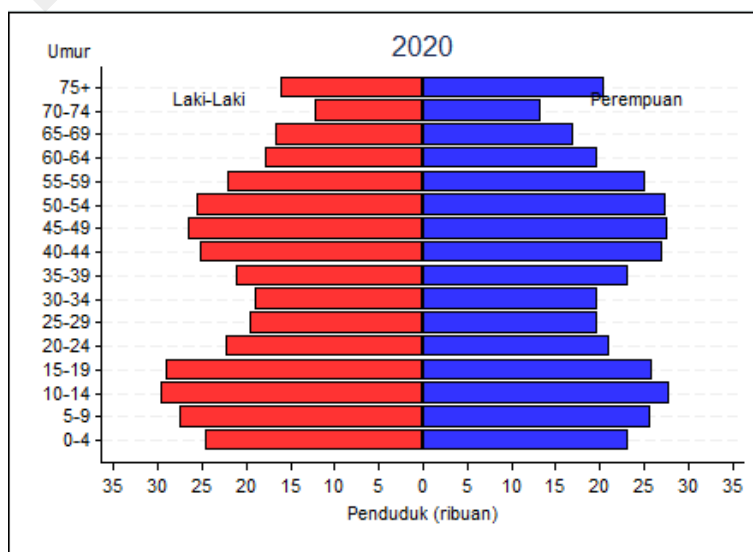
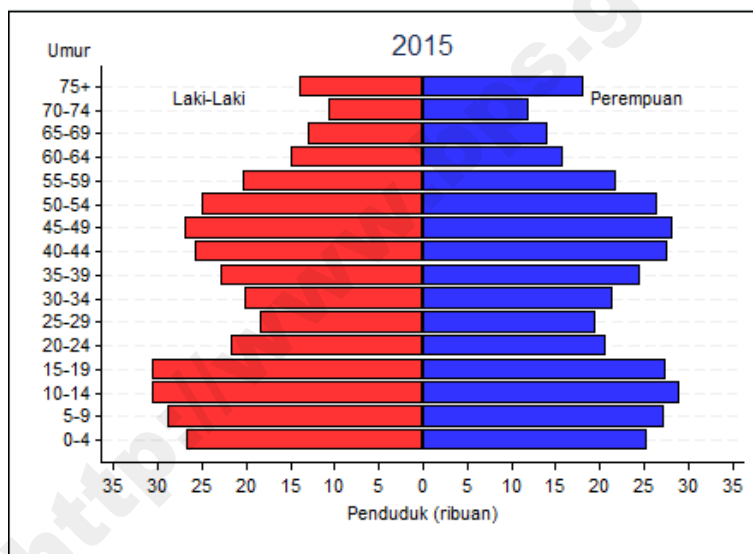
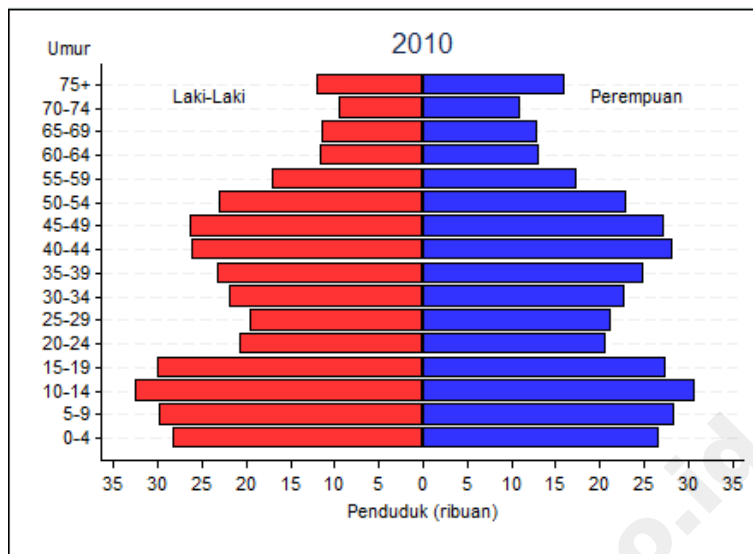




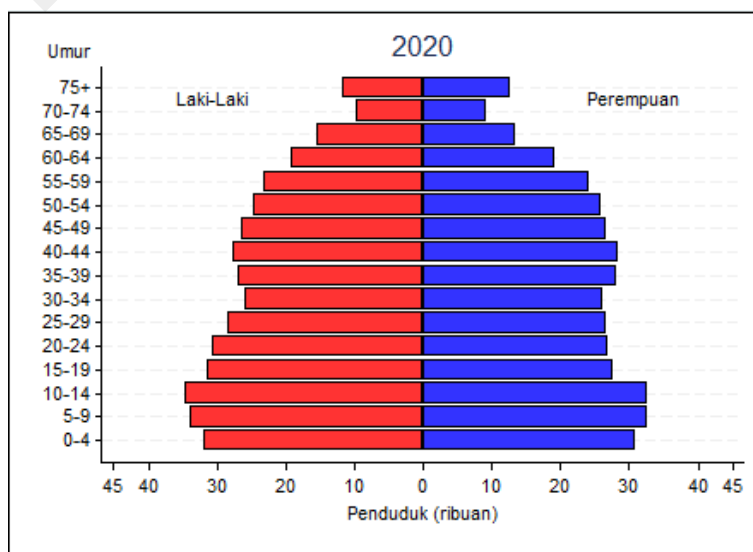
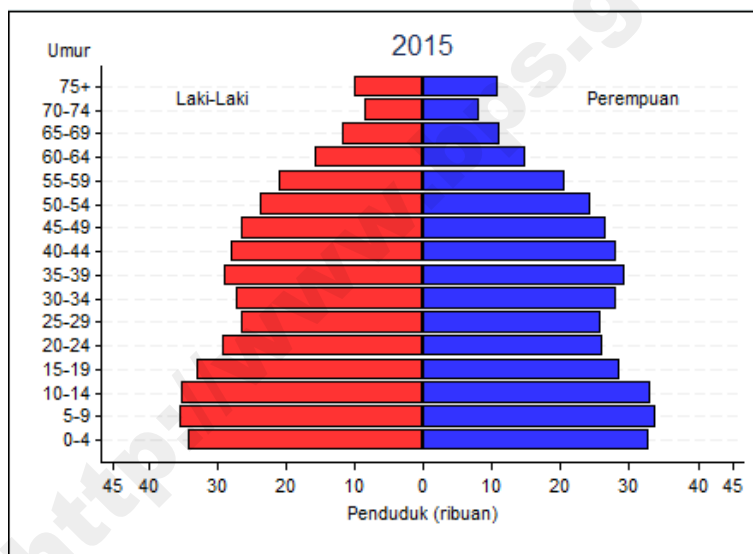
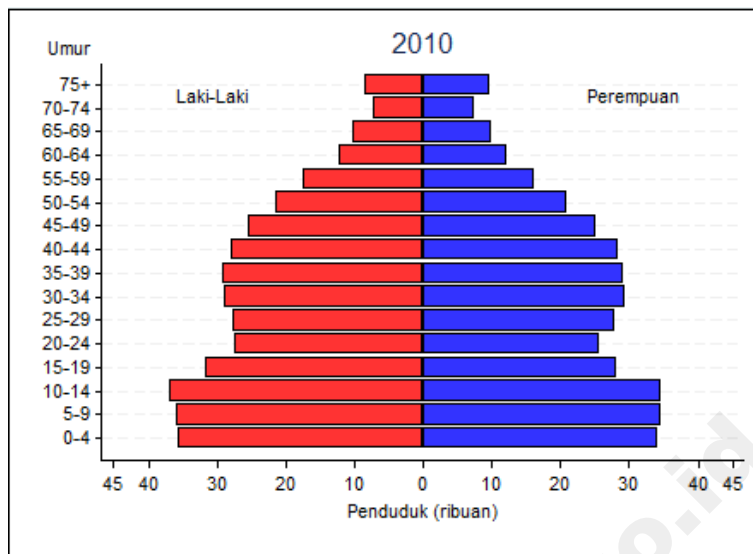
Gambar I.5  
 PIRAMIDA PENDUDUK KEBUMEN  
 TAHUN 2010 – 2020



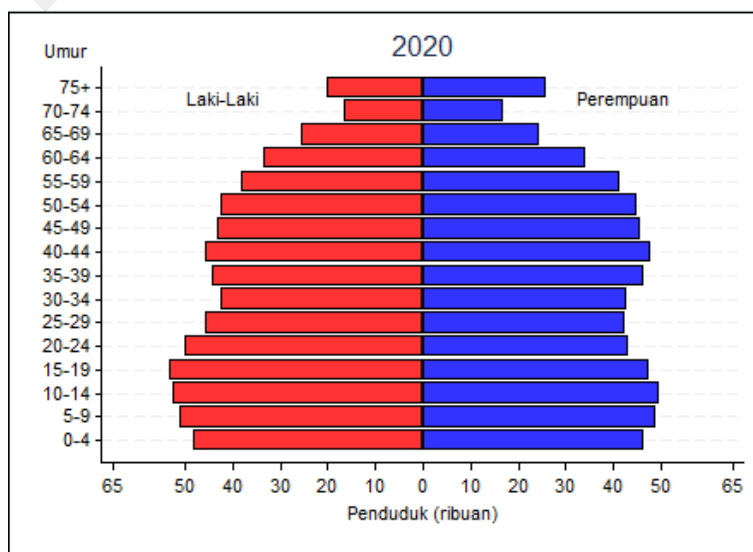
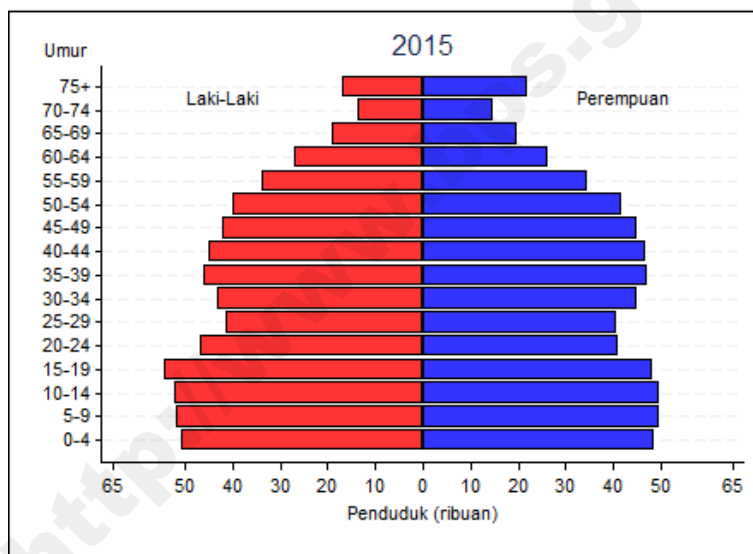
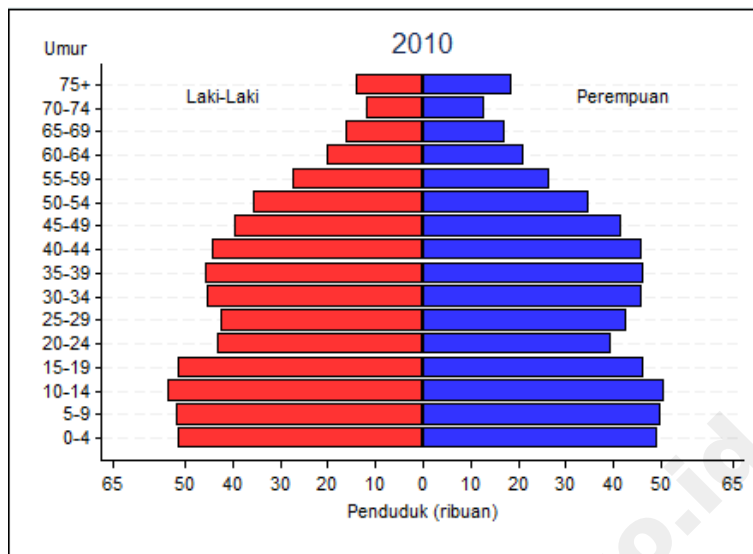
Gambar I.6  
 PIRAMIDA PENDUDUK PURWOREJO  
 TAHUN 2010 – 2020



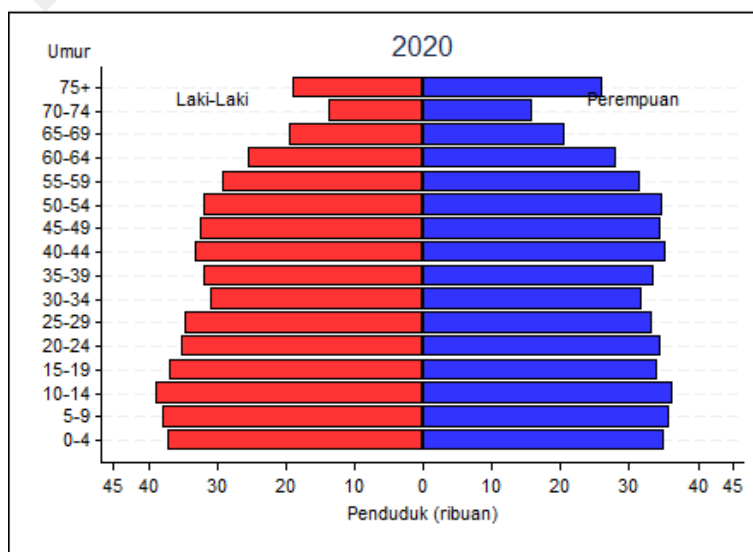
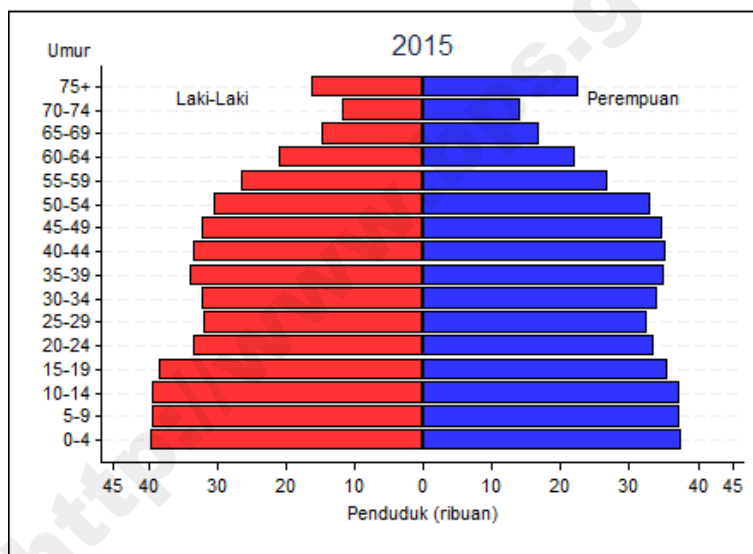
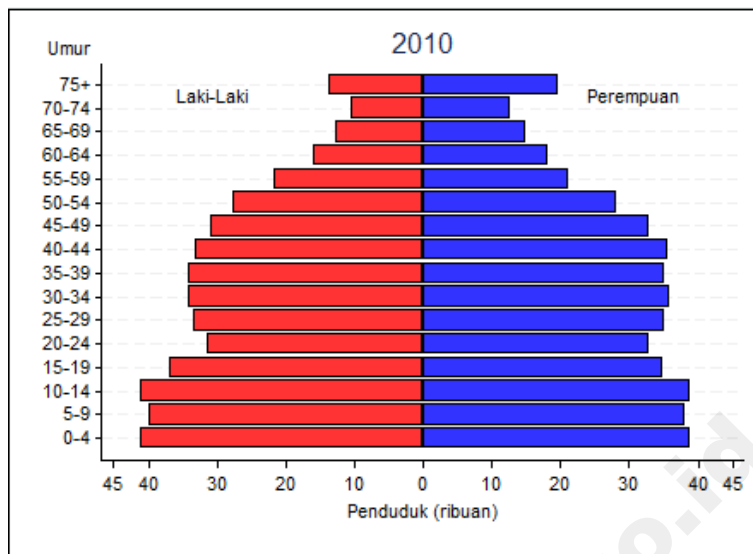
Gambar I.7  
 PIRAMIDA PENDUDUK WONOSOBO  
 TAHUN 2010 – 2020



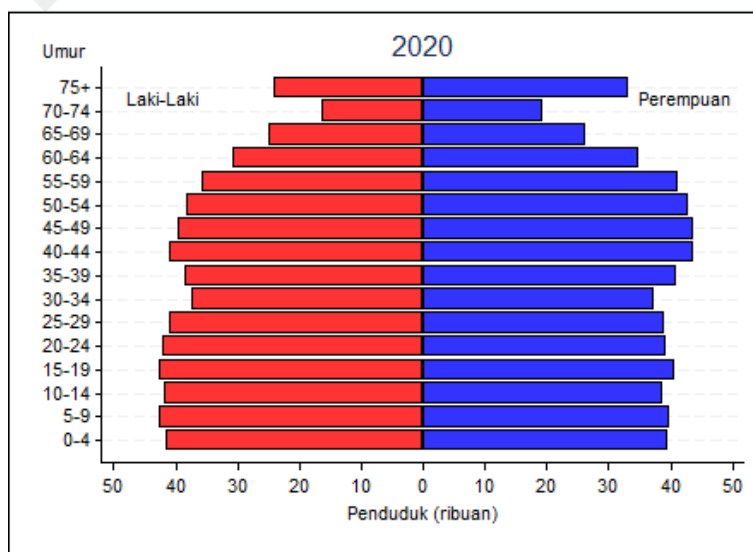
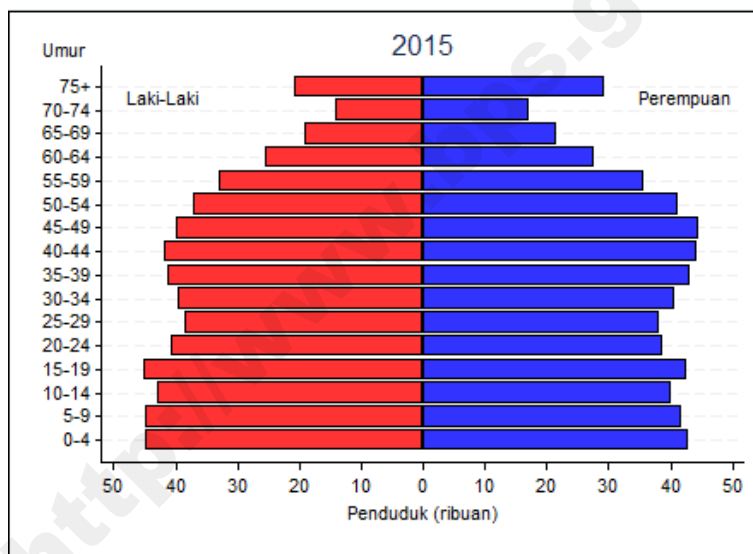
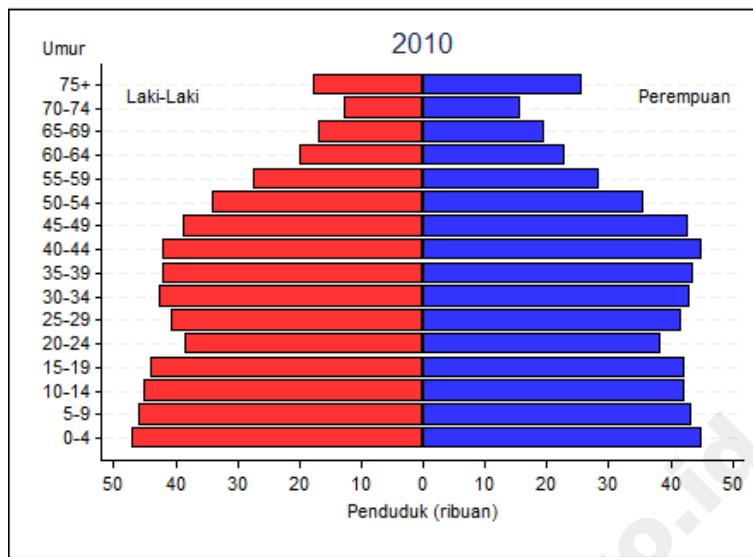
Gambar I.8  
 PIRAMIDA PENDUDUK MAGELANG  
 TAHUN 2010 – 2020



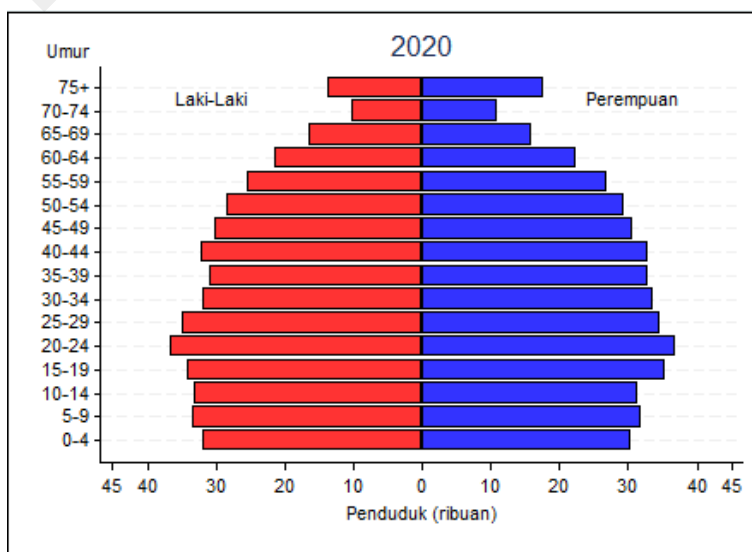
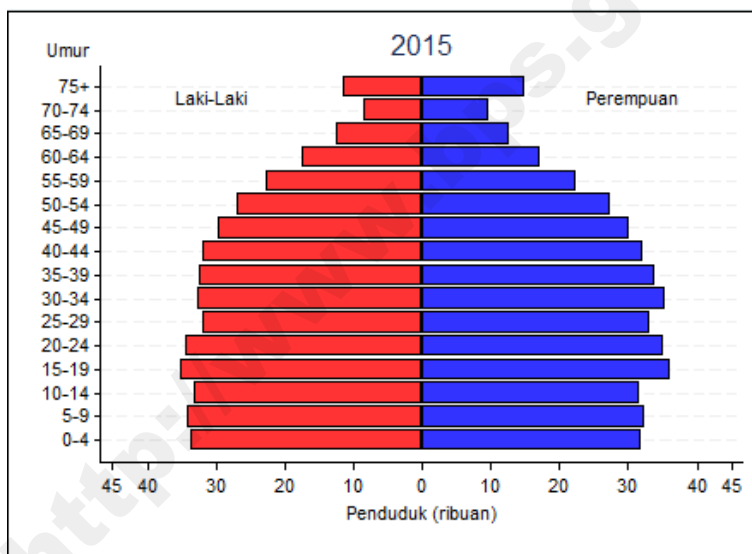
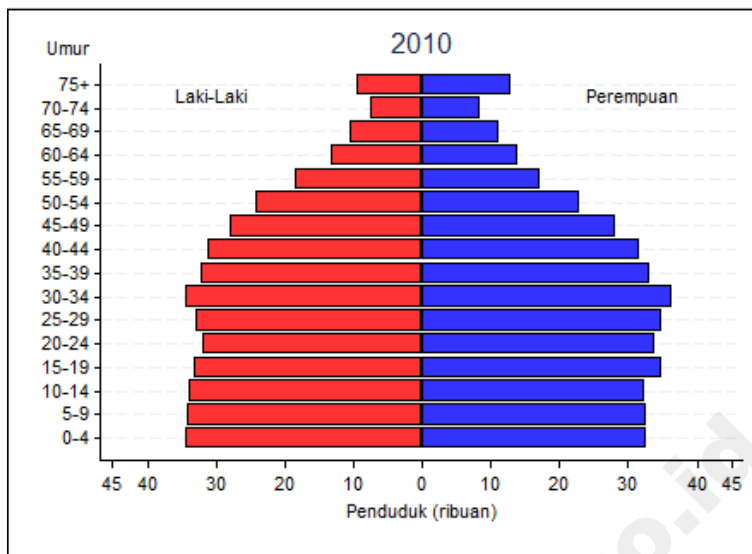
Gambar I.9  
 PIRAMIDA PENDUDUK BOYOLALI  
 TAHUN 2010 – 2020



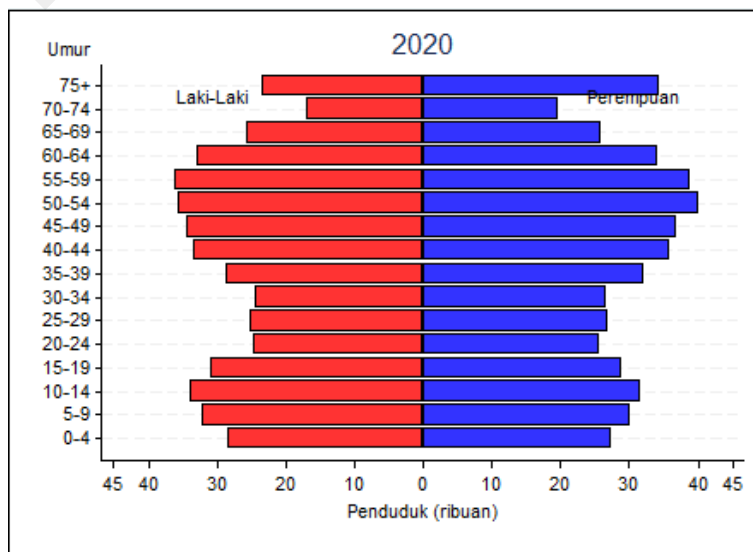
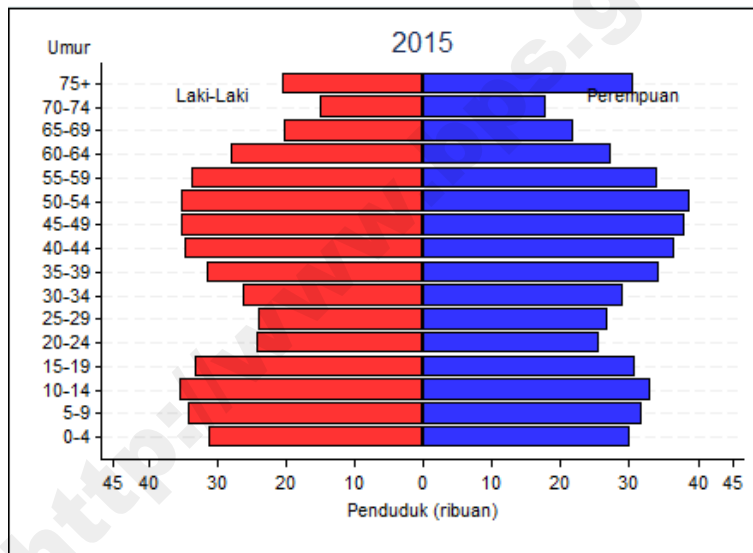
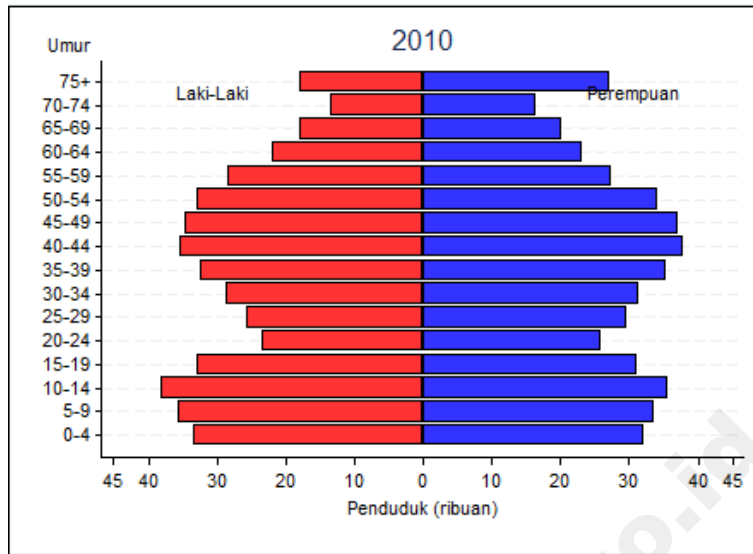
Gambar I.10  
 PIRAMIDA PENDUDUK KLATEN  
 TAHUN 2010 – 2020



Gambar I.11  
 PIRAMIDA PENDUDUK SUKOHARJO  
 TAHUN 2010 – 2020

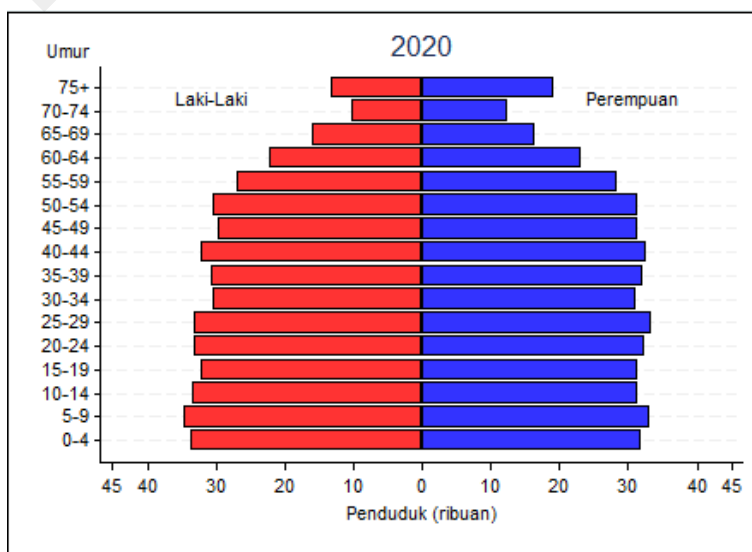
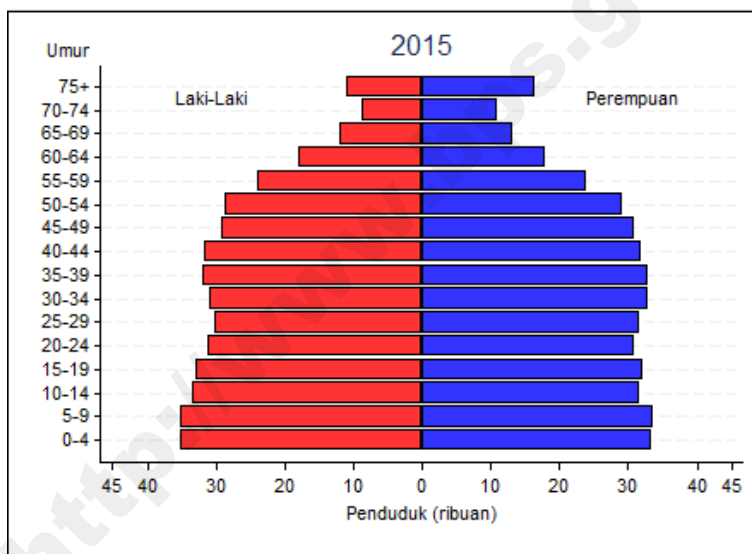
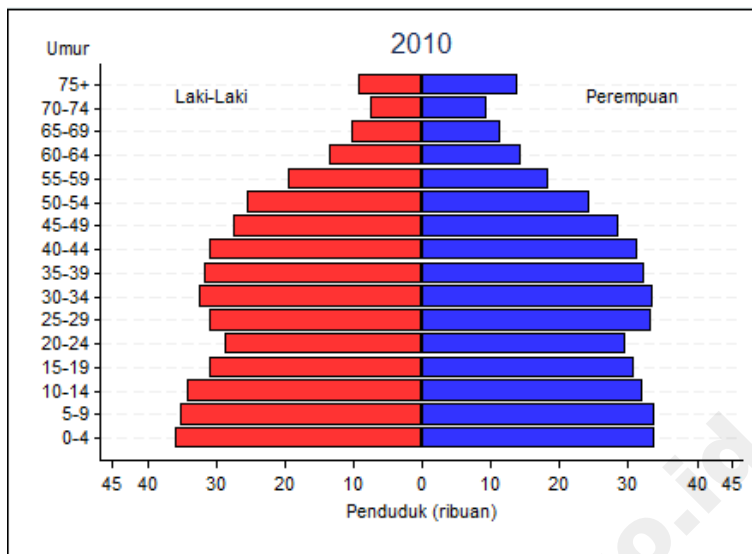


Gambar I.12  
 PIRAMIDA PENDUDUK WONOGIRI  
 TAHUN 2010 – 2020

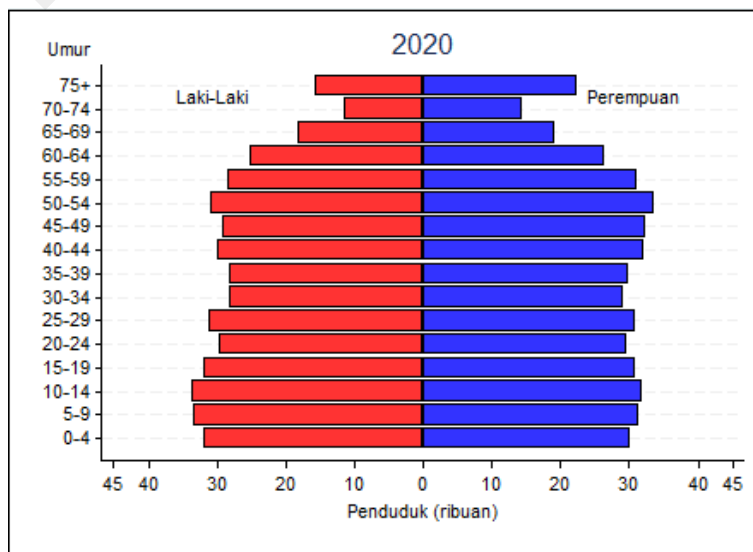
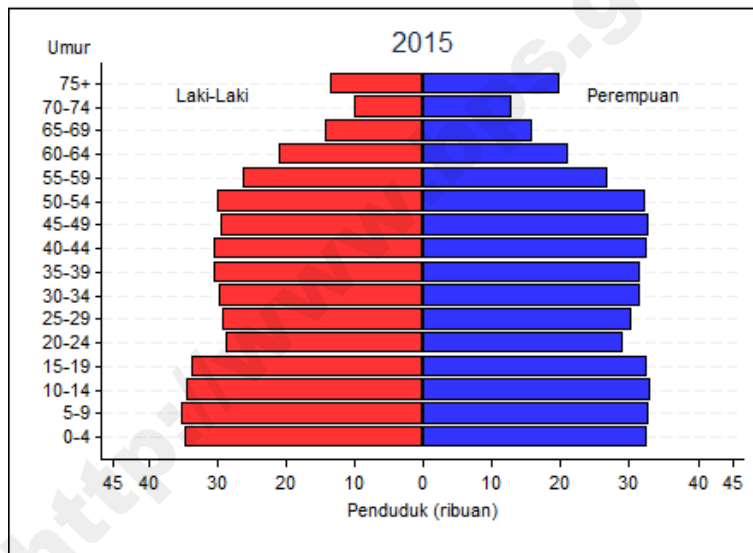
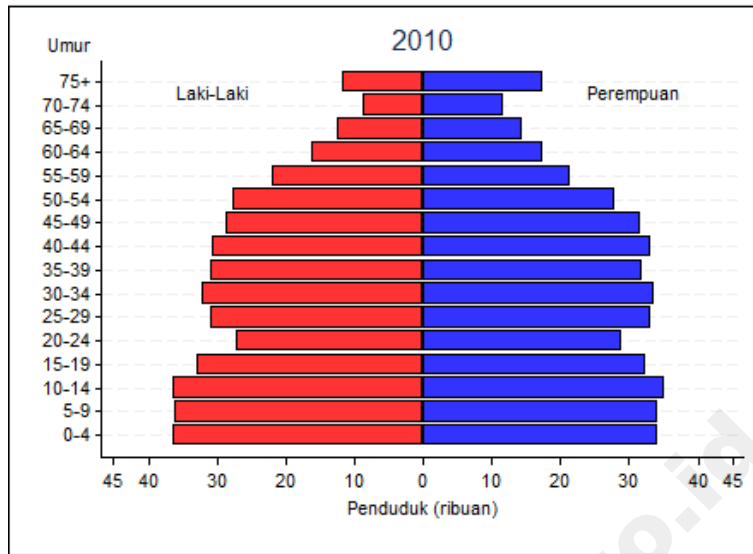




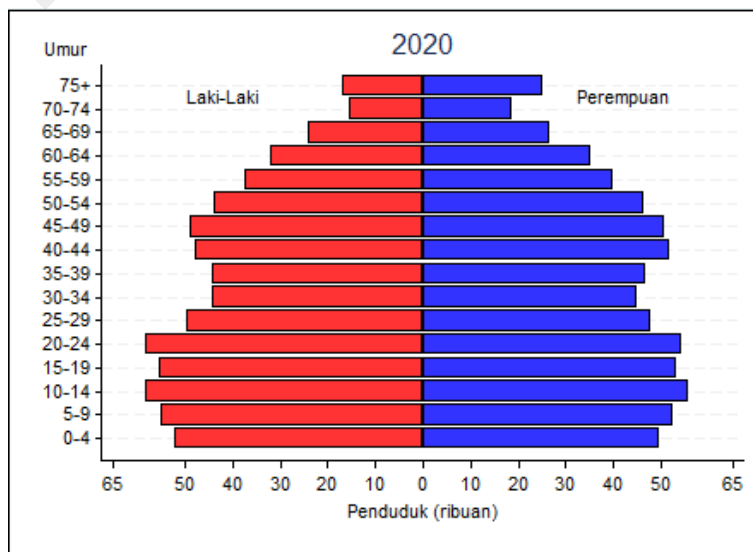
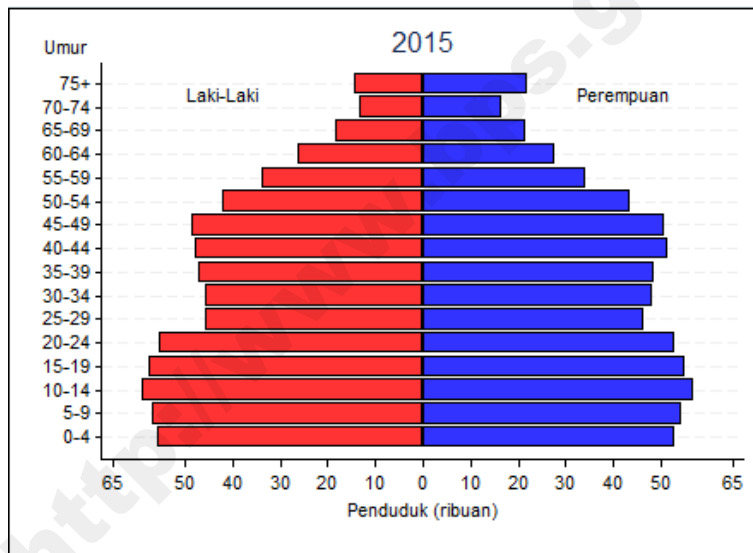
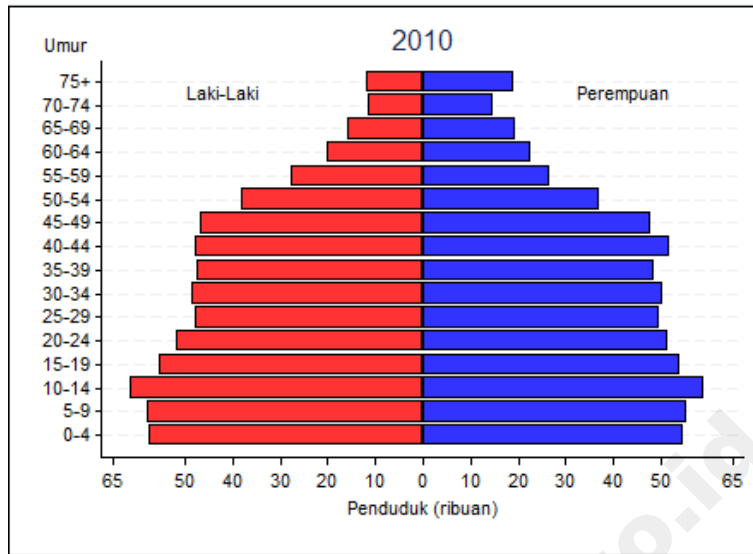
Gambar I.13  
 PIRAMIDA PENDUDUK KARANGANYAR  
 TAHUN 2010 – 2020



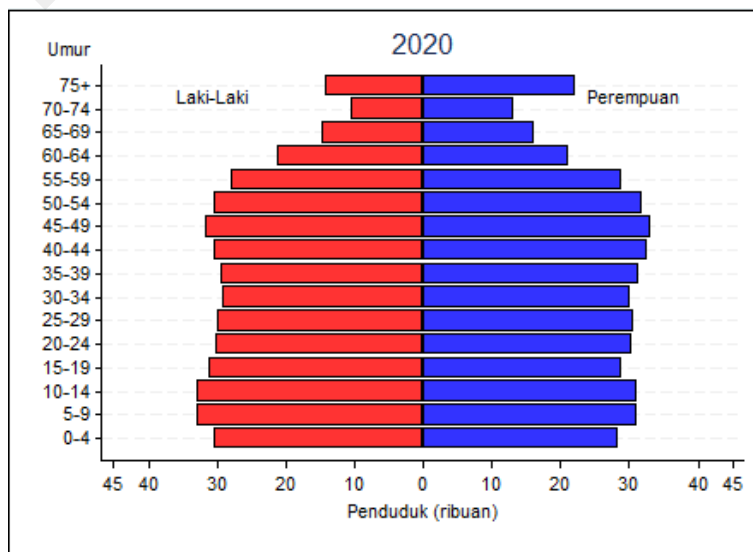
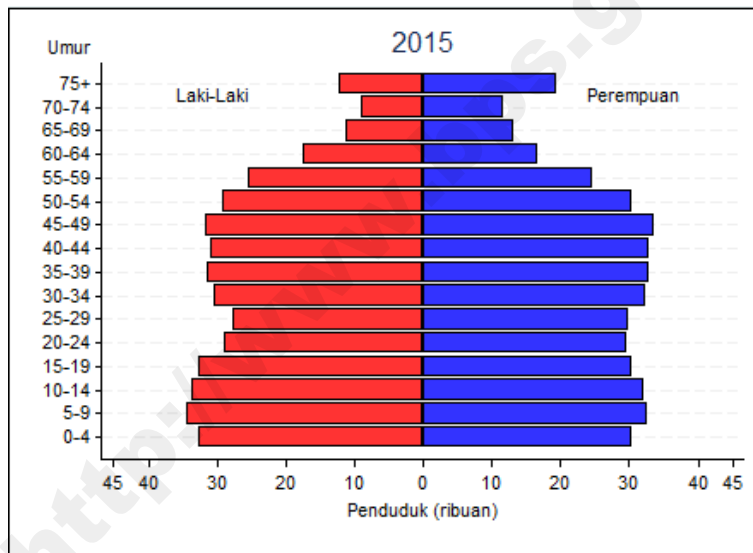
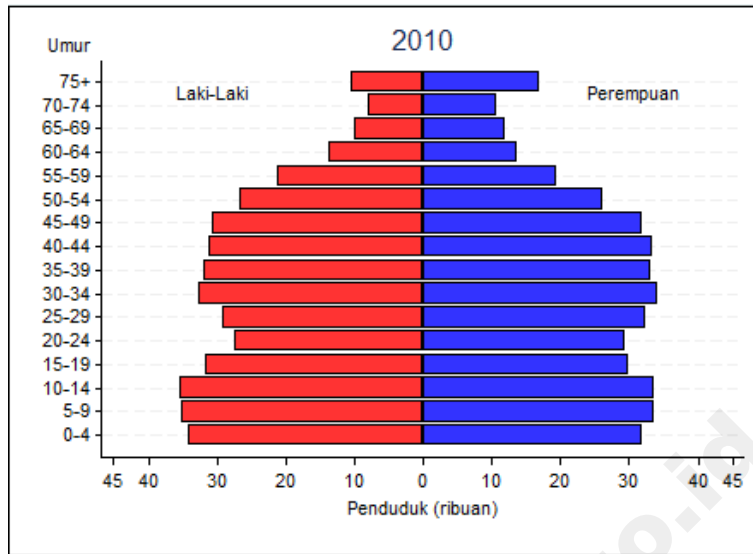
Gambar I.14  
 PIRAMIDA PENDUDUK SRAGEN  
 TAHUN 2010 – 2020



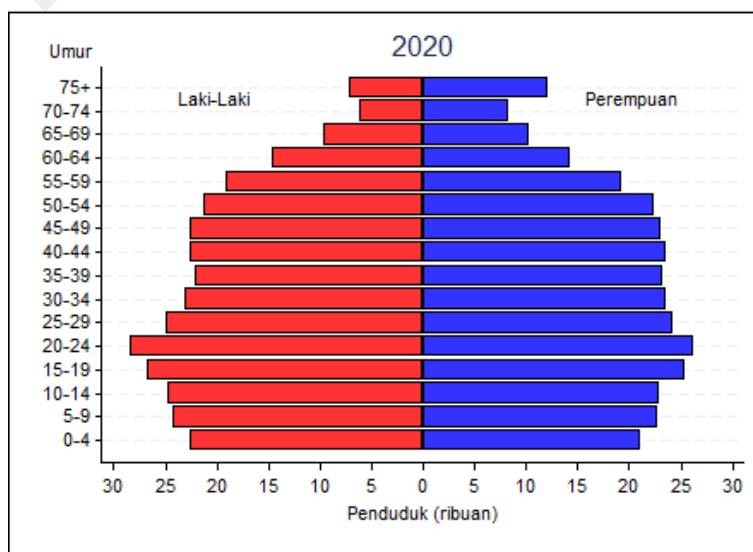
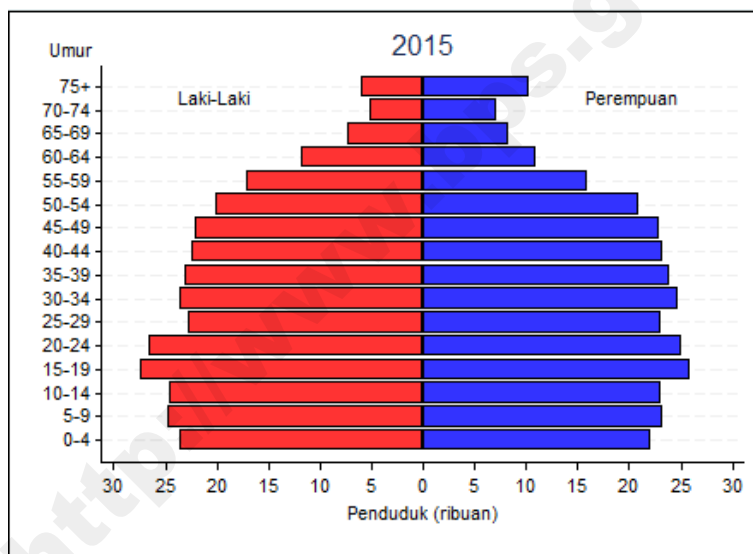
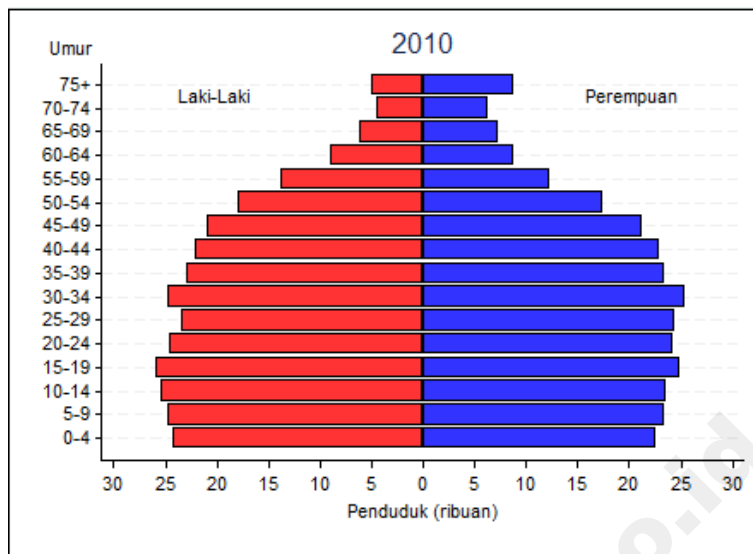
Gambar I.15  
 PIRAMIDA PENDUDUK GROBOGAN  
 TAHUN 2010 – 2020



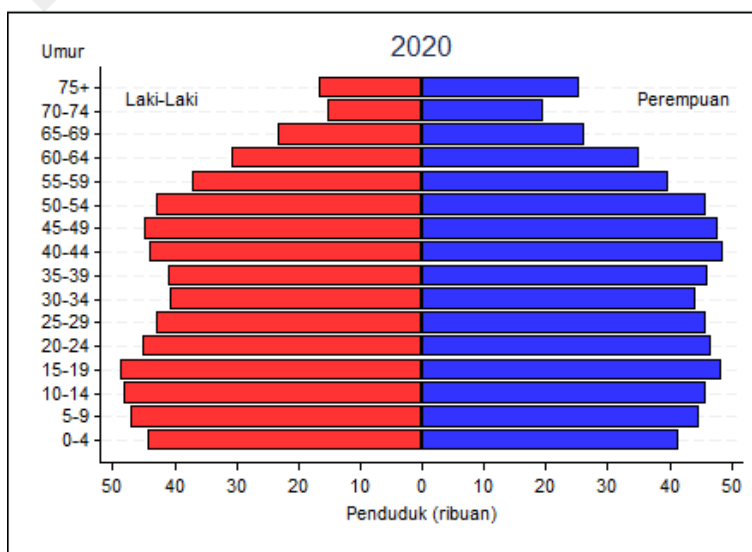
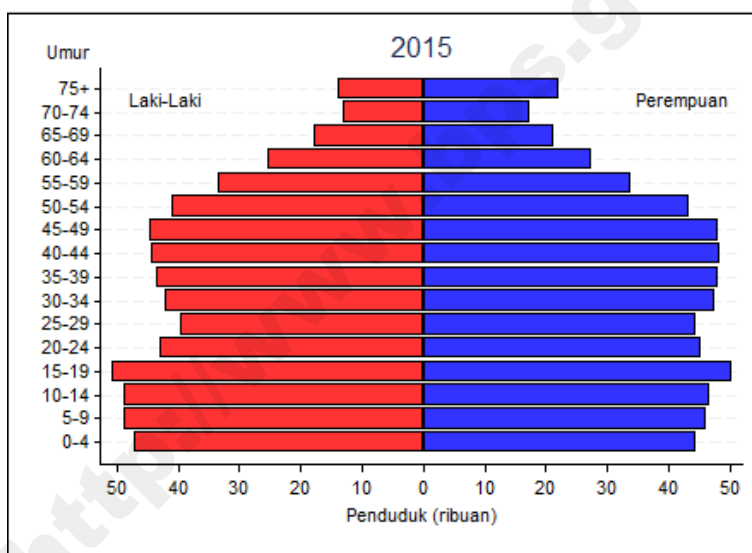
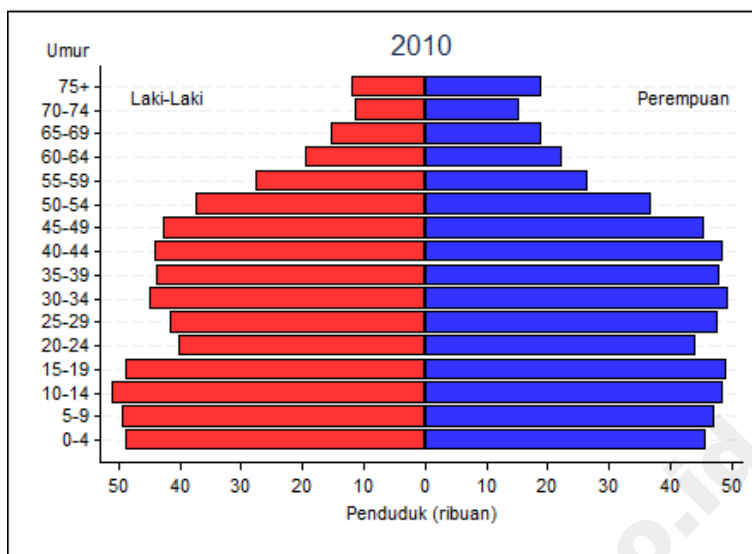
Gambar I.16  
 PIRAMIDA PENDUDUK BLORA  
 TAHUN 2010 – 2020



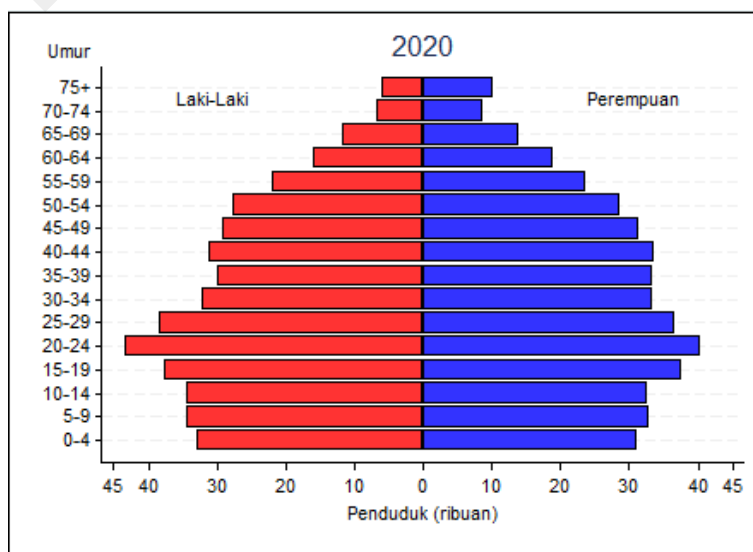
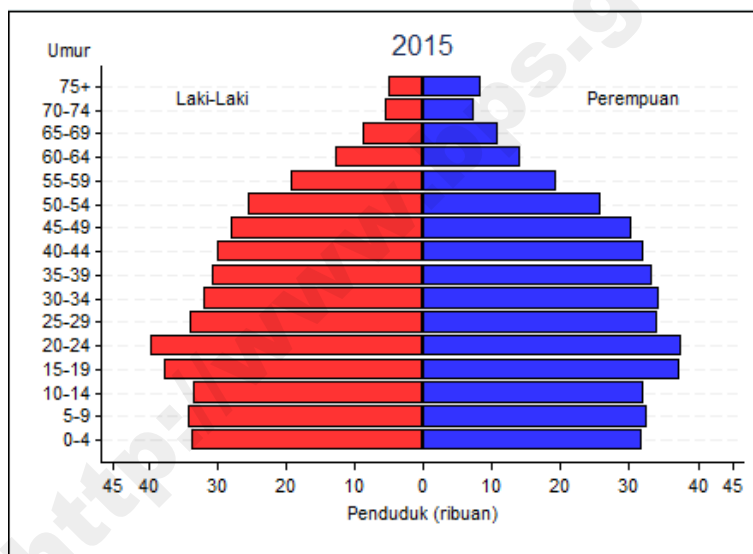
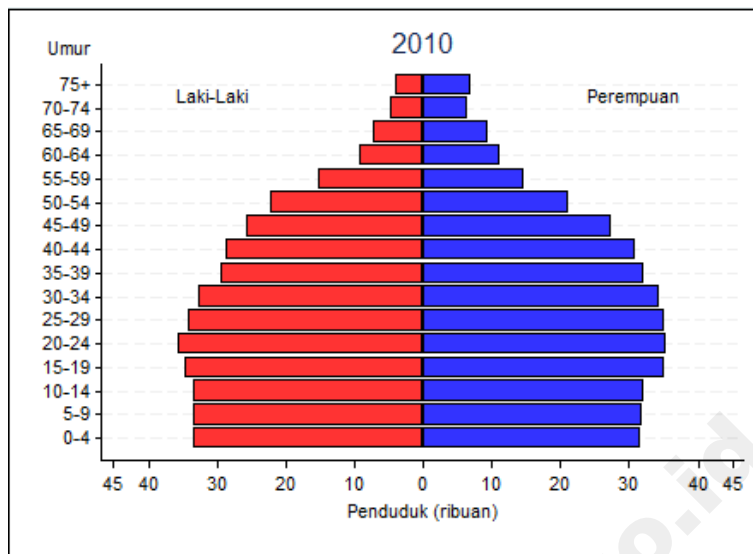
Gambar I.17  
 PIRAMIDA PENDUDUK REMBANG  
 TAHUN 2010 – 2020



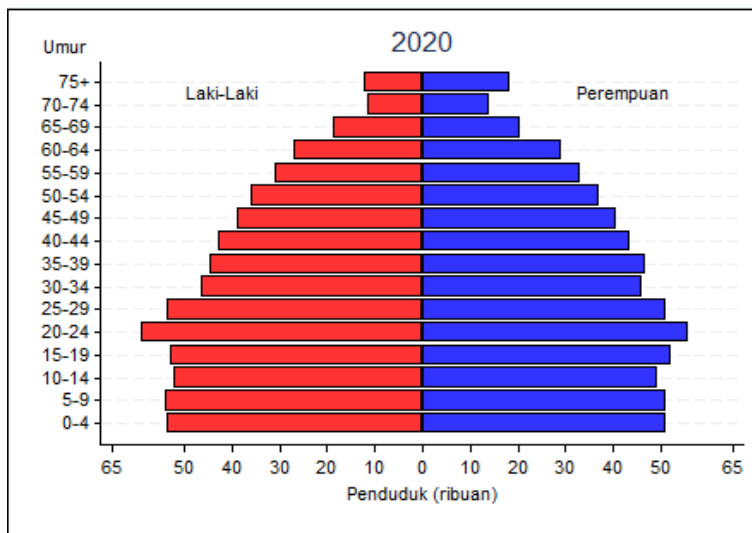
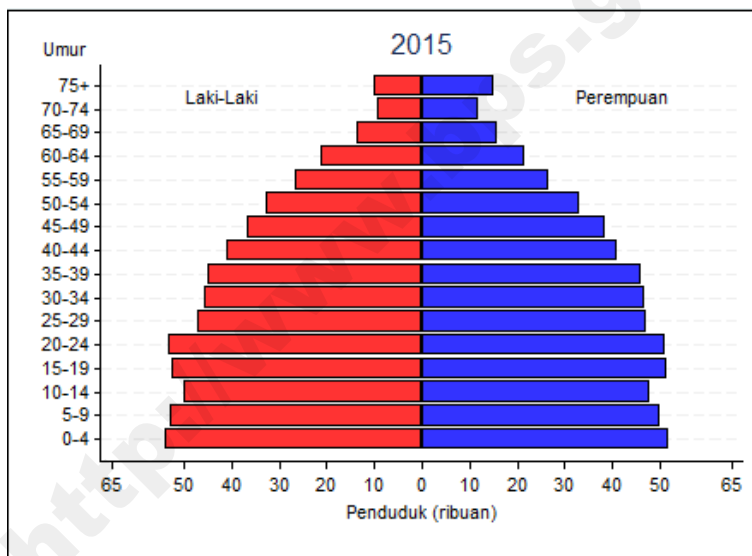
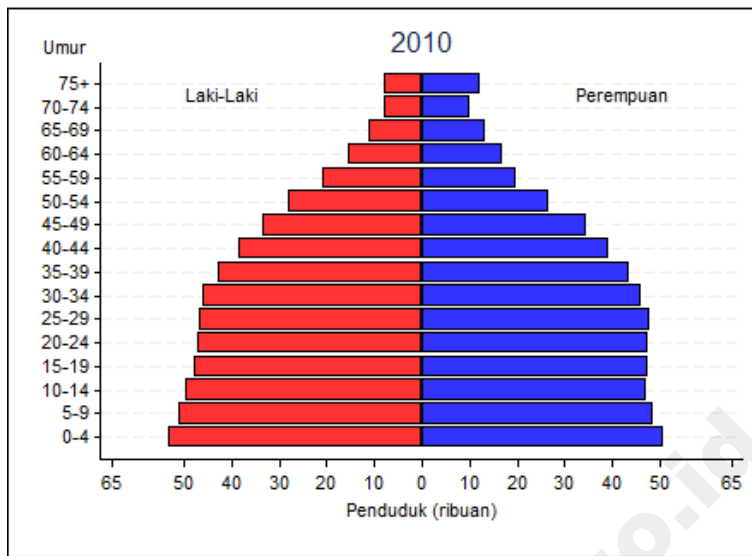
Gambar I.18  
 PIRAMIDA PENDUDUK PATI  
 TAHUN 2010 – 2020



Gambar I.19  
 PIRAMIDA PENDUDUK KUDUS  
 TAHUN 2010 – 2020

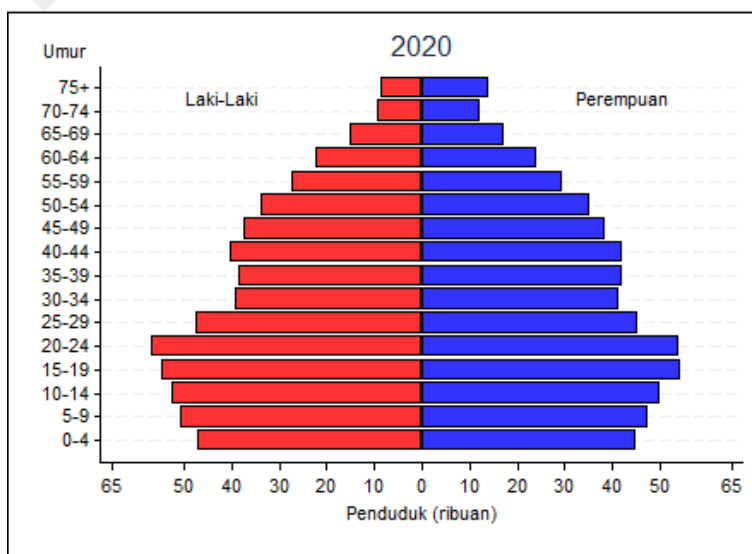
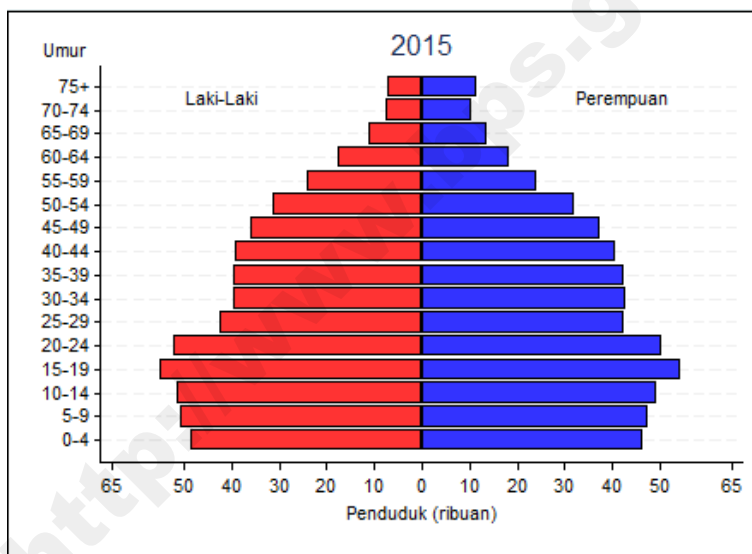
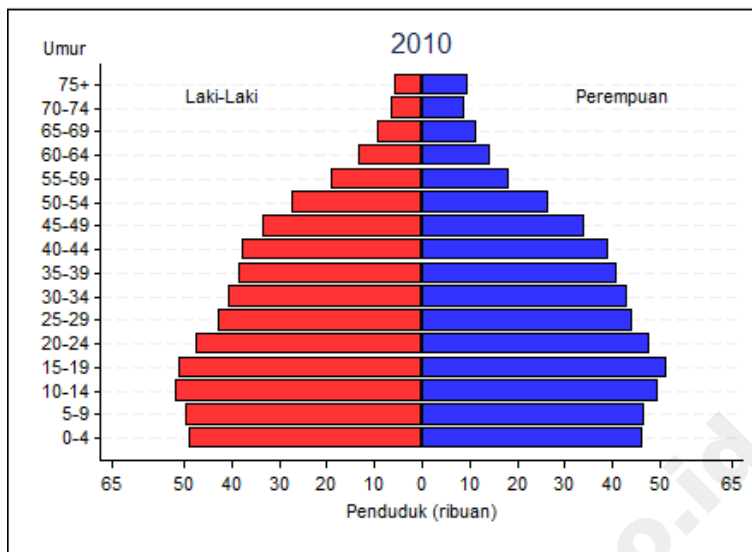


Gambar I.20  
 PIRAMIDA PENDUDUK JEPARA  
 TAHUN 2010 – 2020

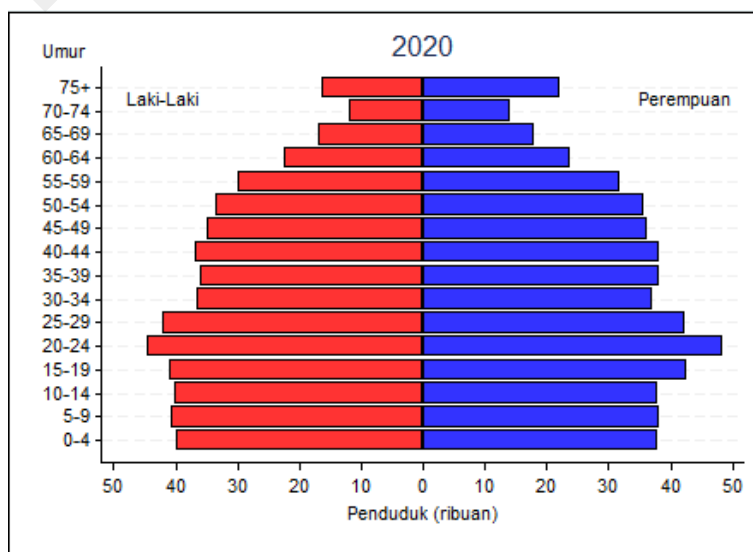
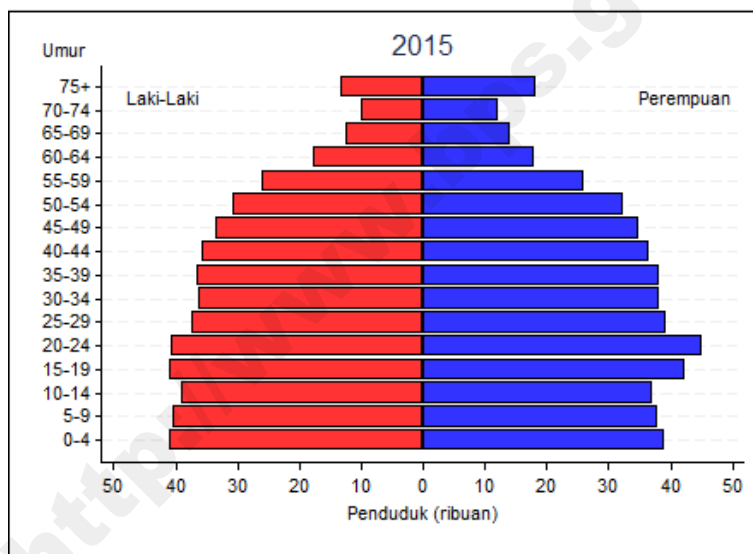
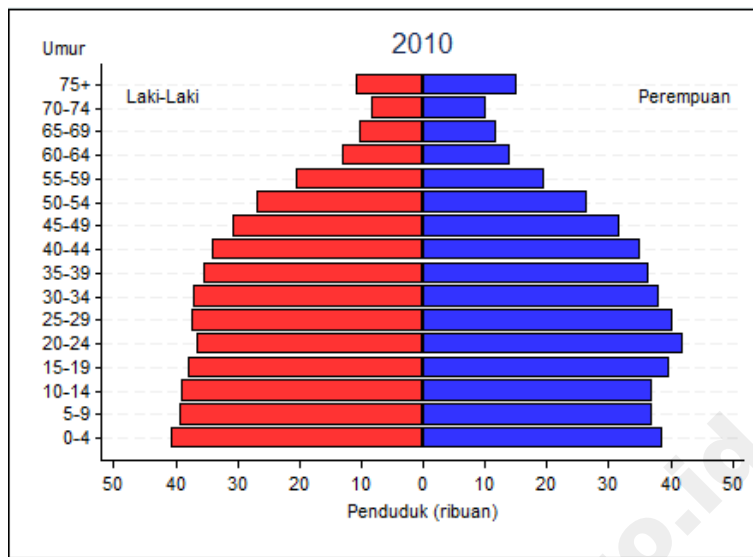




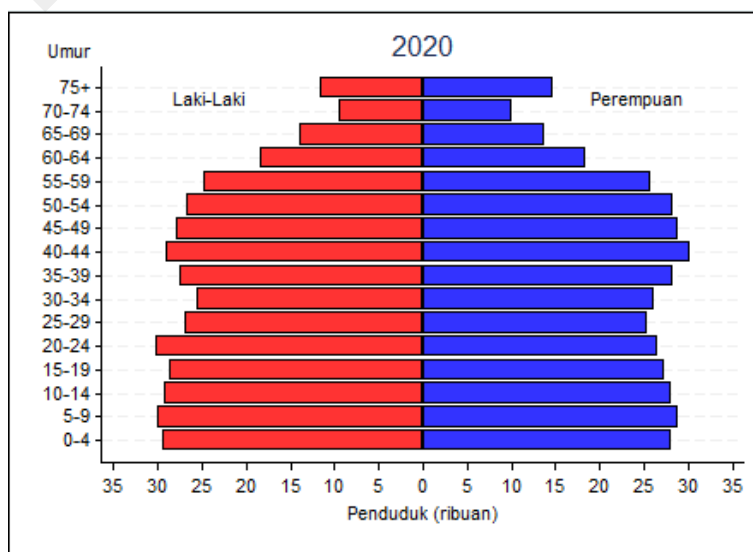
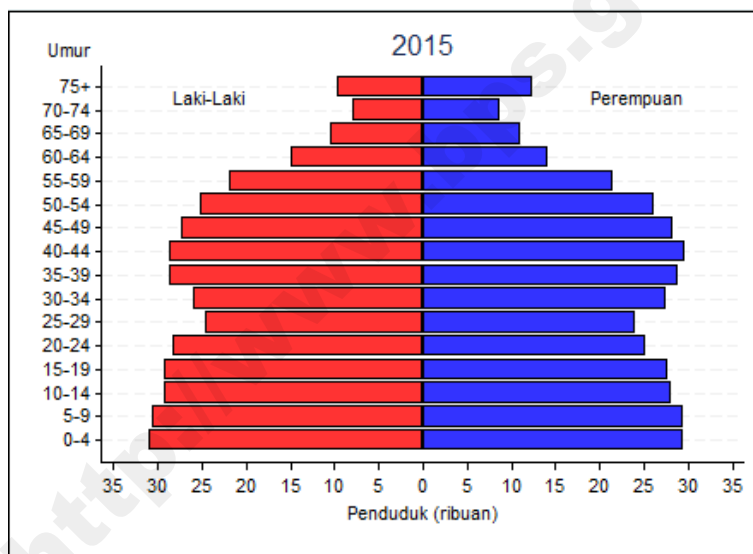
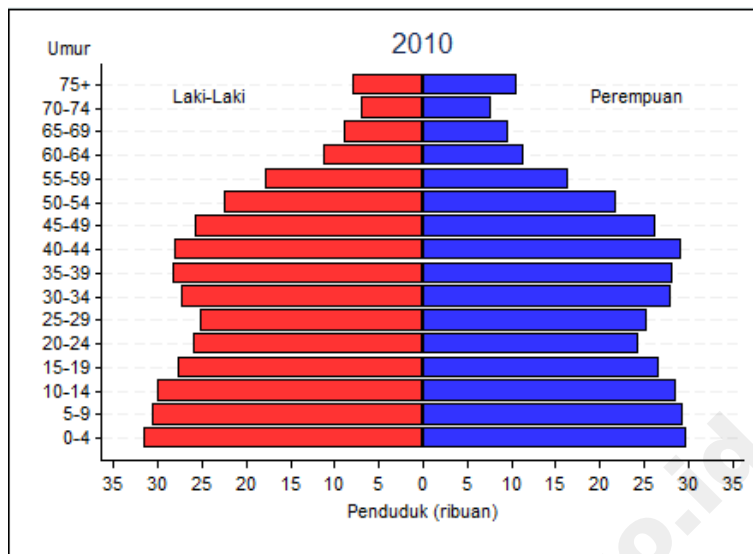
Gambar I.21  
 PIRAMIDA PENDUDUK DEMAK  
 TAHUN 2010 – 2020



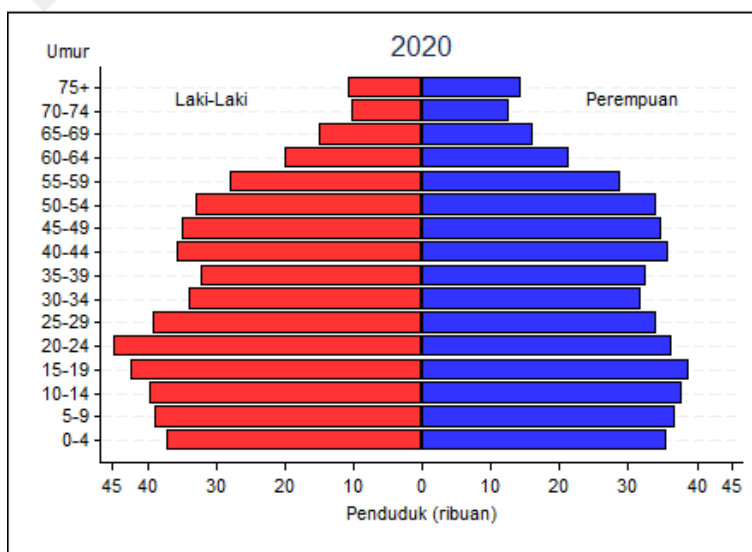
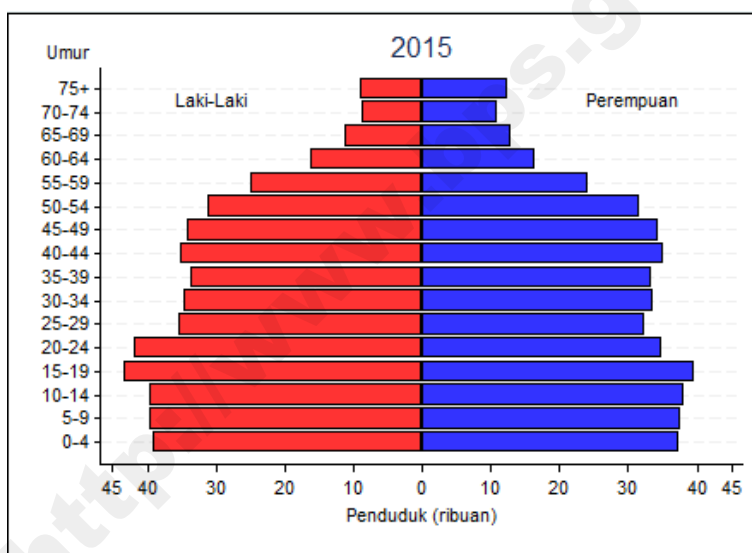
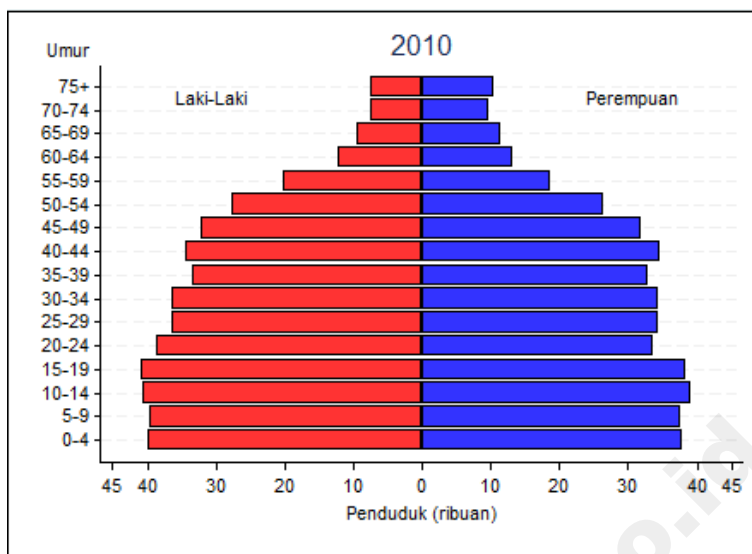
Gambar I.22  
 PIRAMIDA PENDUDUK SEMARANG  
 TAHUN 2010 – 2020



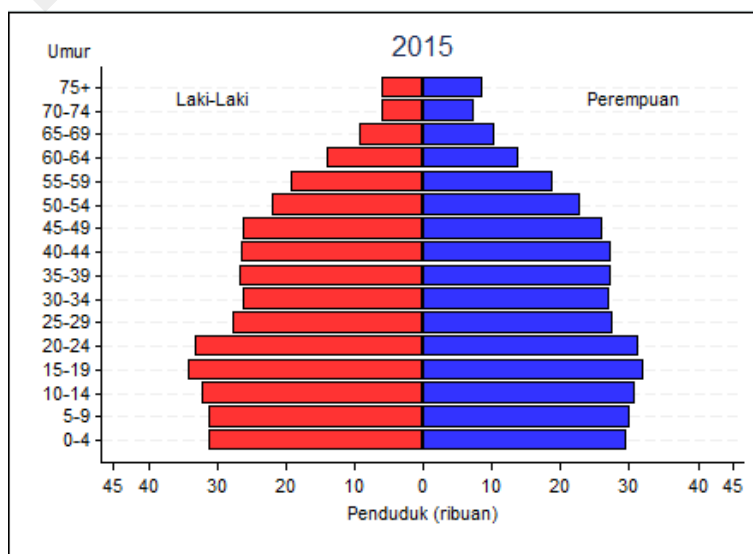
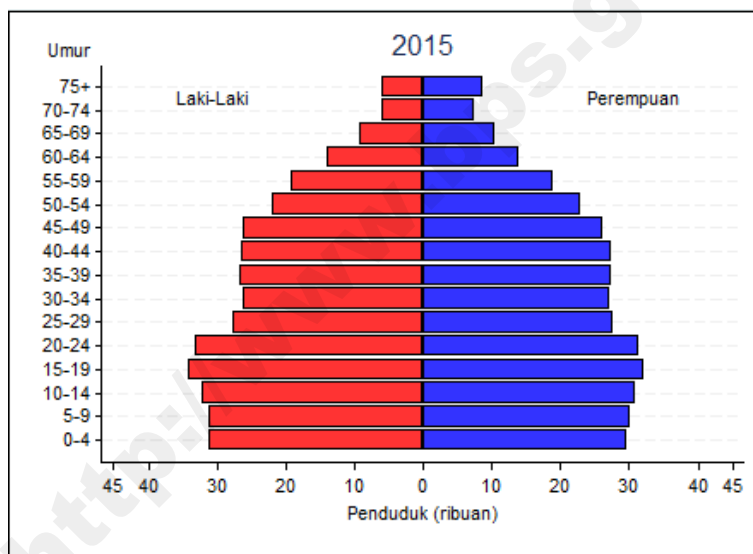
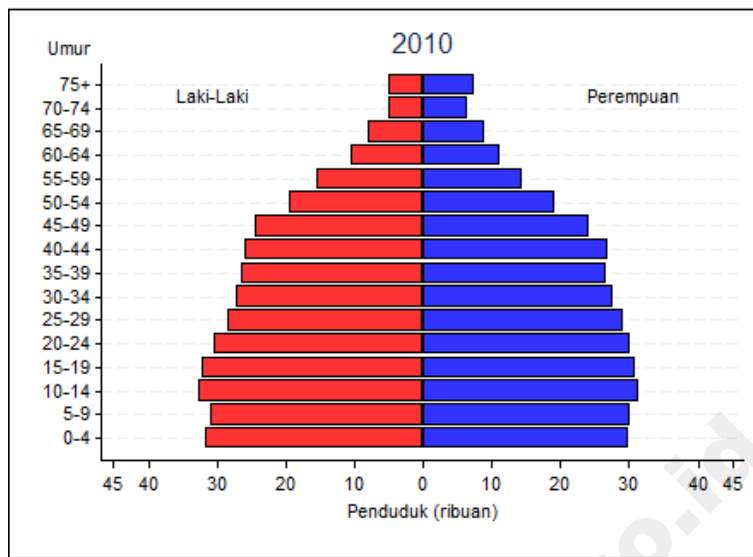
Gambar I.23  
 PIRAMIDA PENDUDUK TEMANGGUNG  
 TAHUN 2010 – 2020



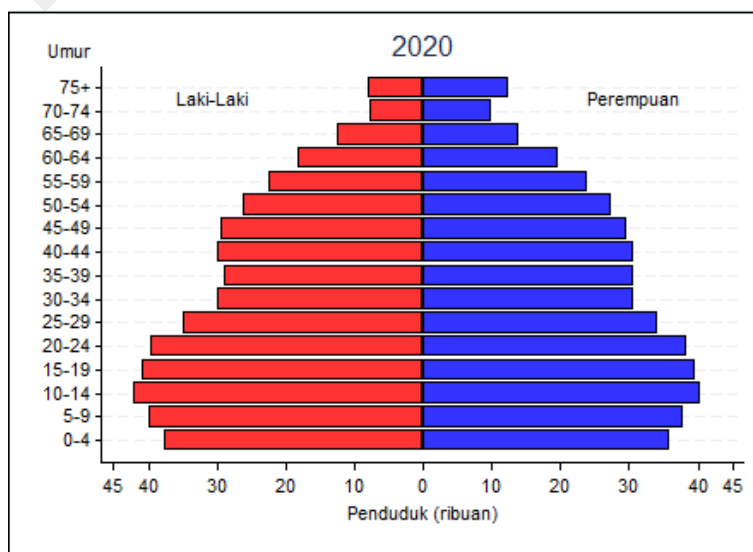
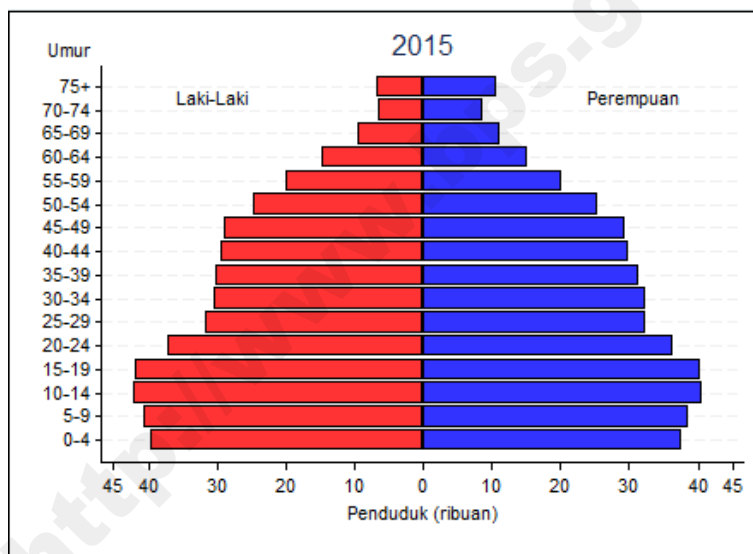
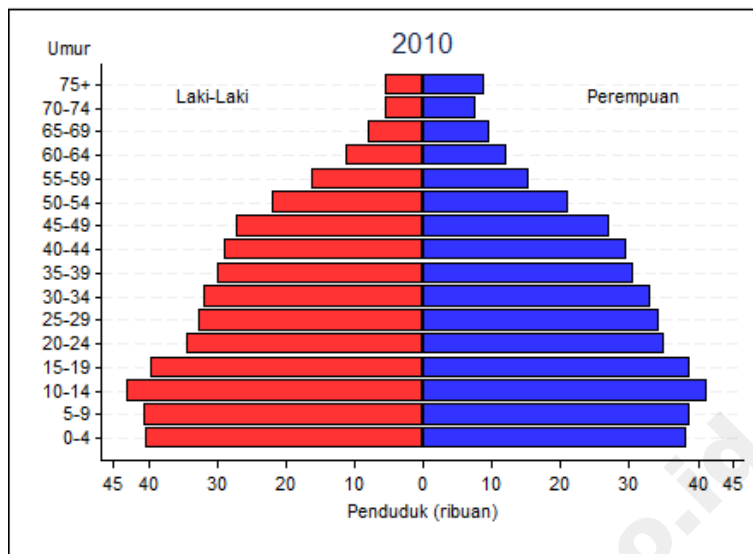
Gambar I.24  
 PIRAMIDA PENDUDUK KENDAL  
 TAHUN 2010 – 2020



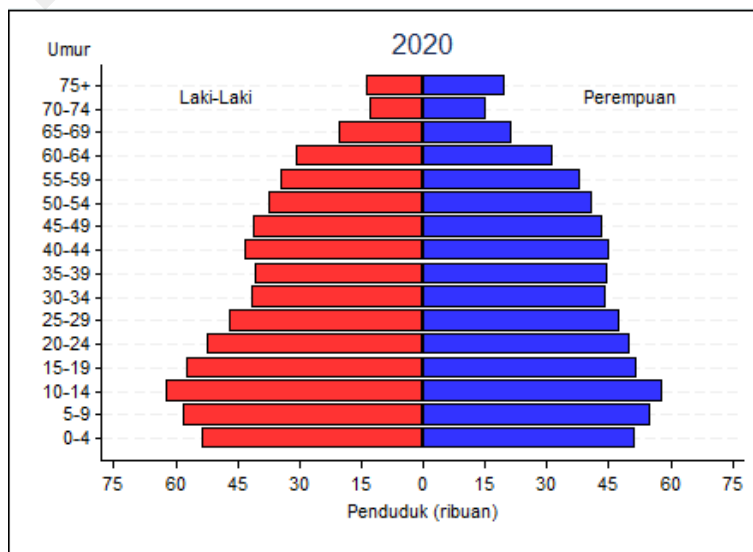
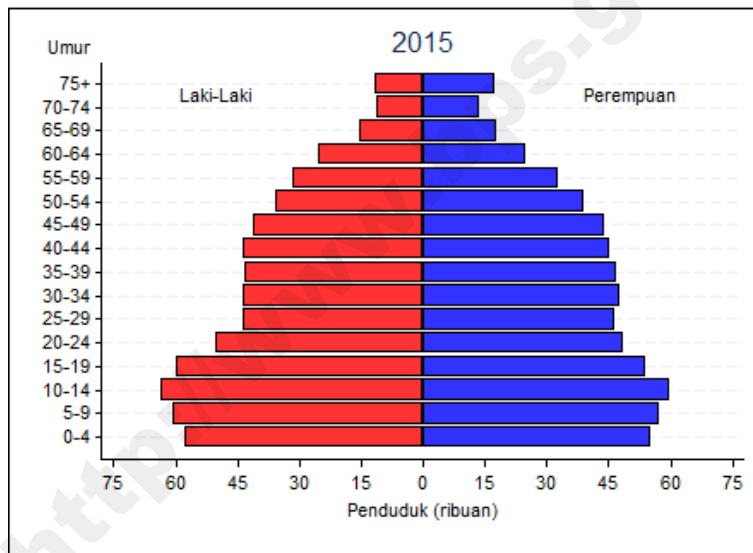
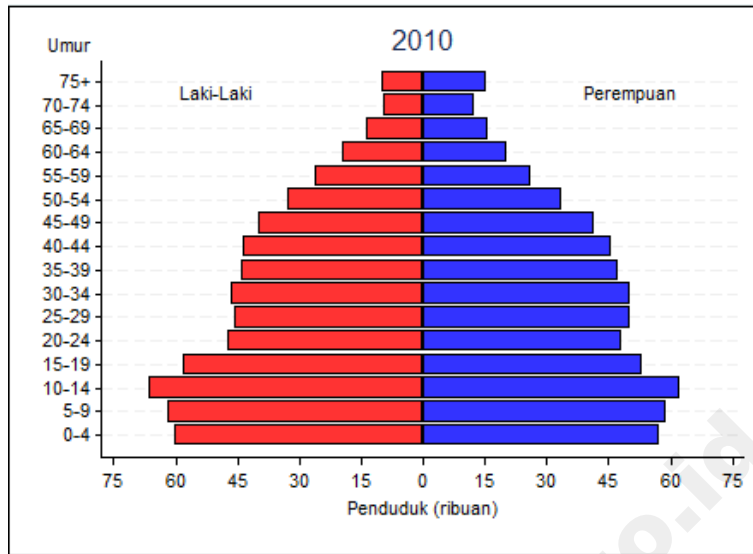
Gambar I.25  
 PIRAMIDA PENDUDUK BATANG  
 TAHUN 2010 – 2020



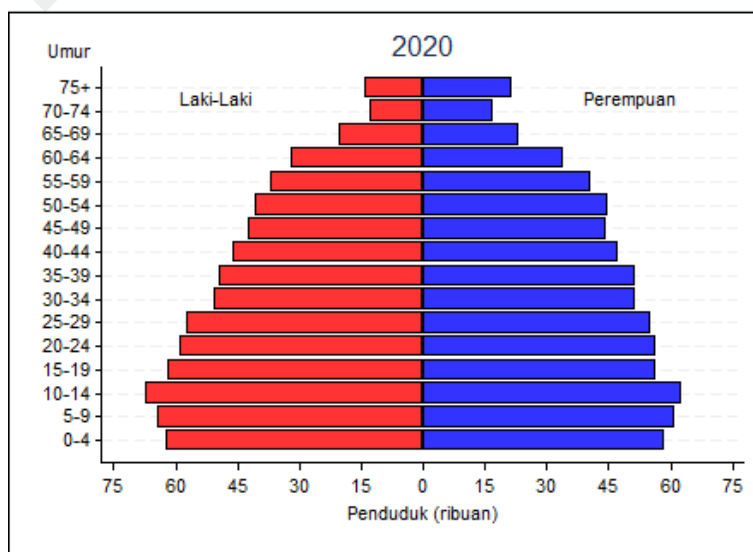
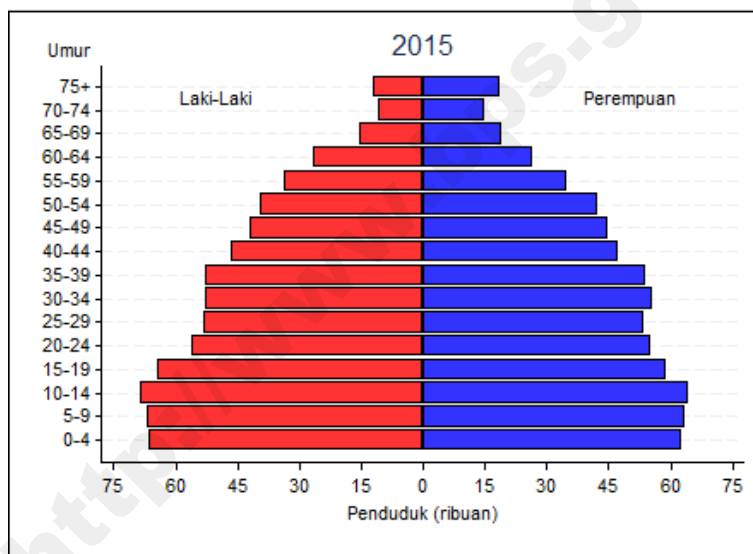
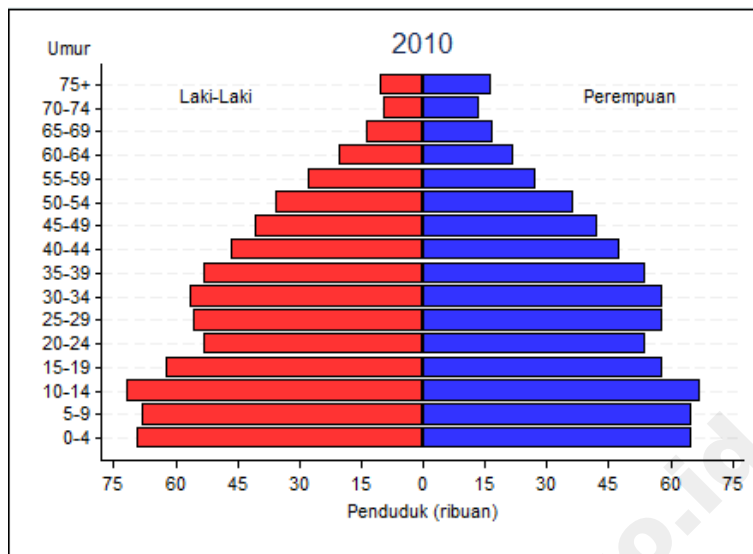
Gambar I.26  
 PIRAMIDA PENDUDUK PEKALONGAN  
 TAHUN 2010 – 2020



Gambar I.27  
 PIRAMIDA PENDUDUK PEMALANG  
 TAHUN 2010 – 2020

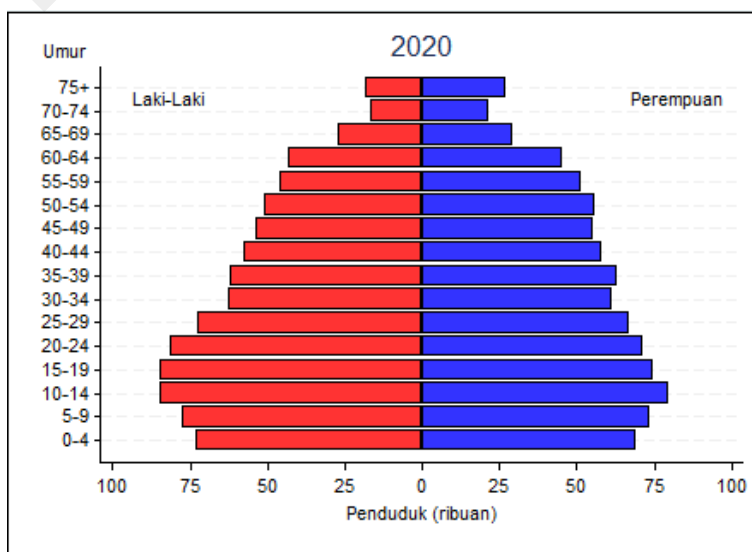
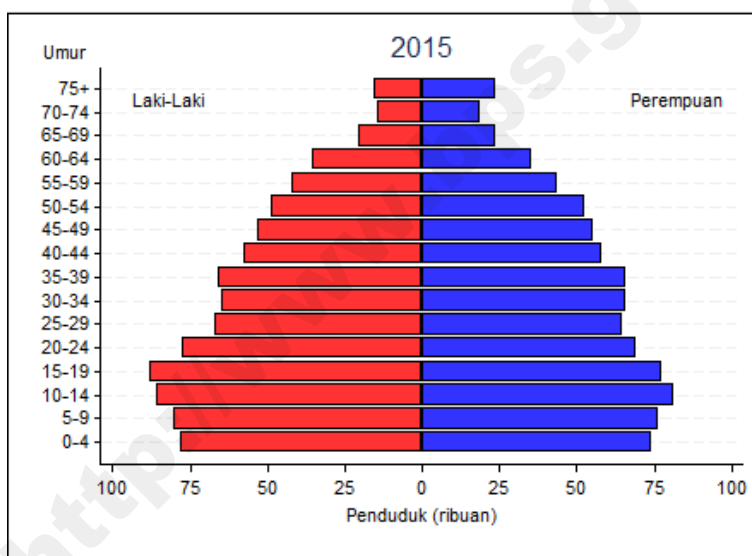
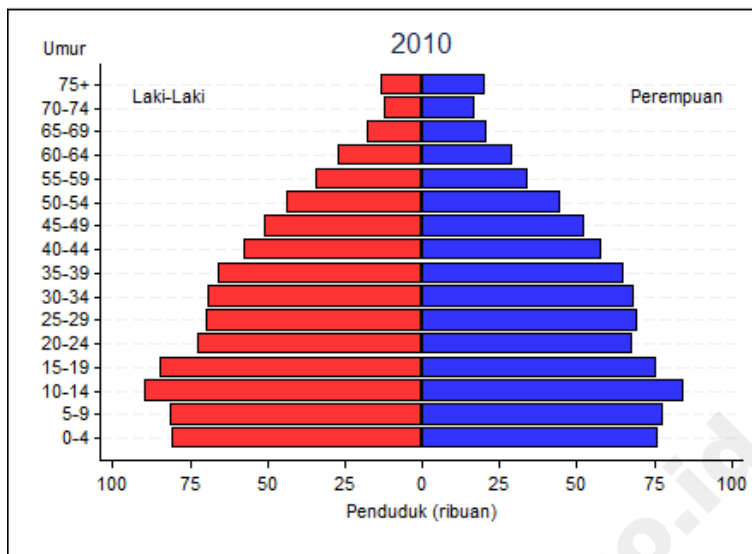


Gambar I.28  
 PIRAMIDA PENDUDUK TEGAL  
 TAHUN 2010 – 2020

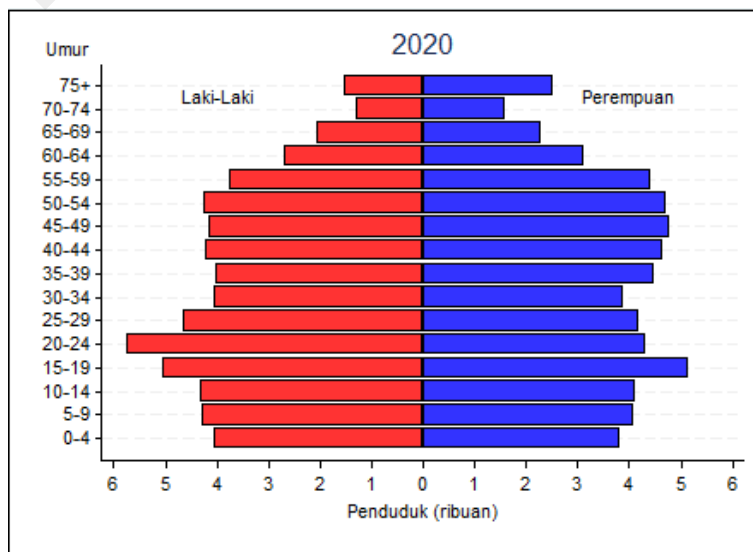
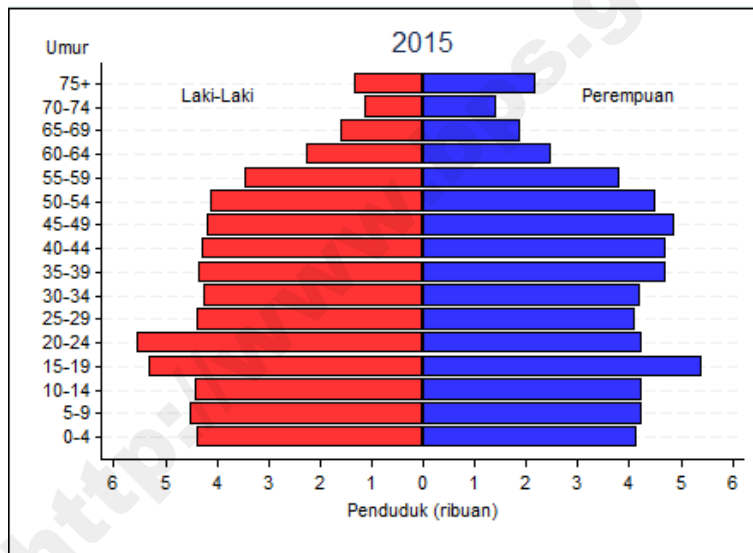
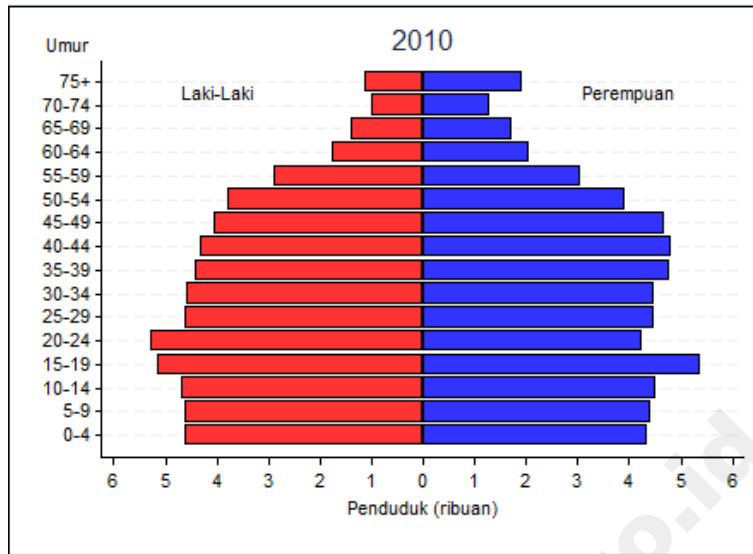




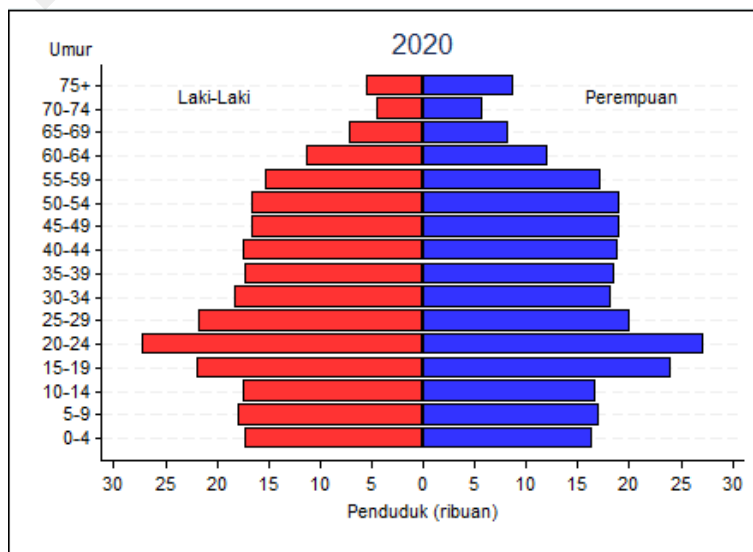
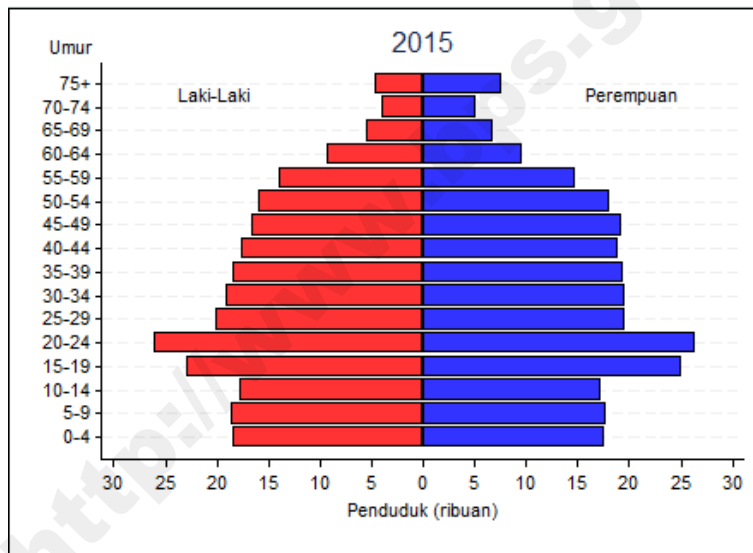
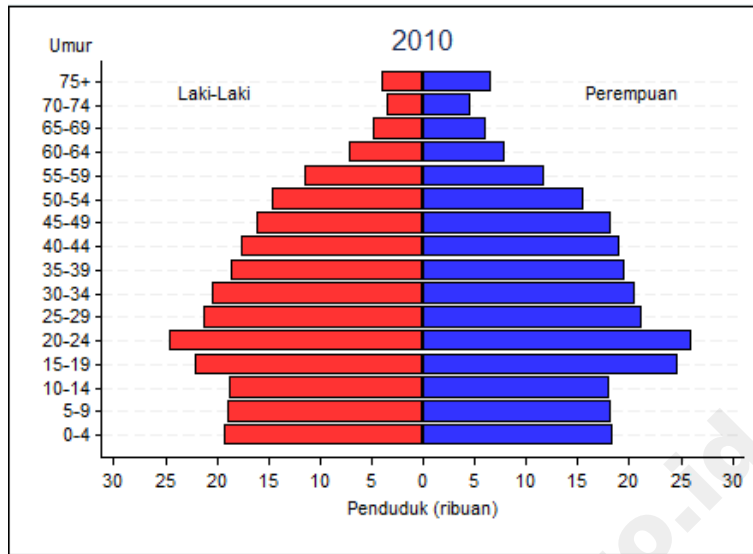
Gambar I.29  
 PIRAMIDA PENDUDUK BREBES  
 TAHUN 2010 – 2020



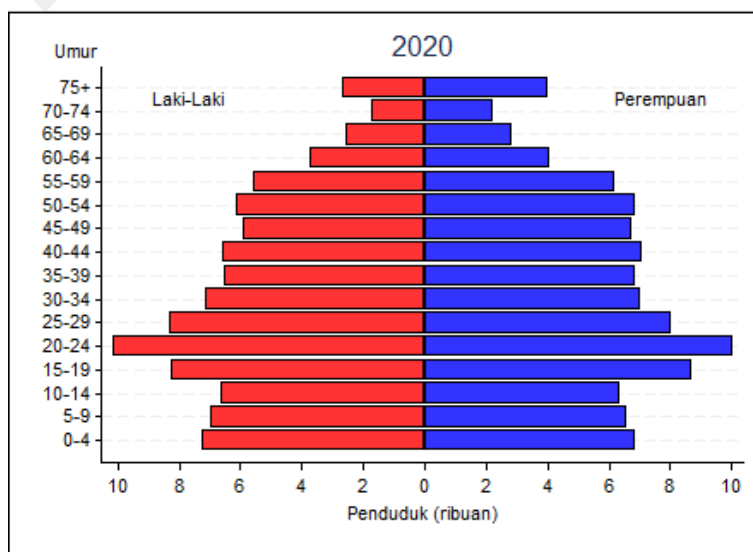
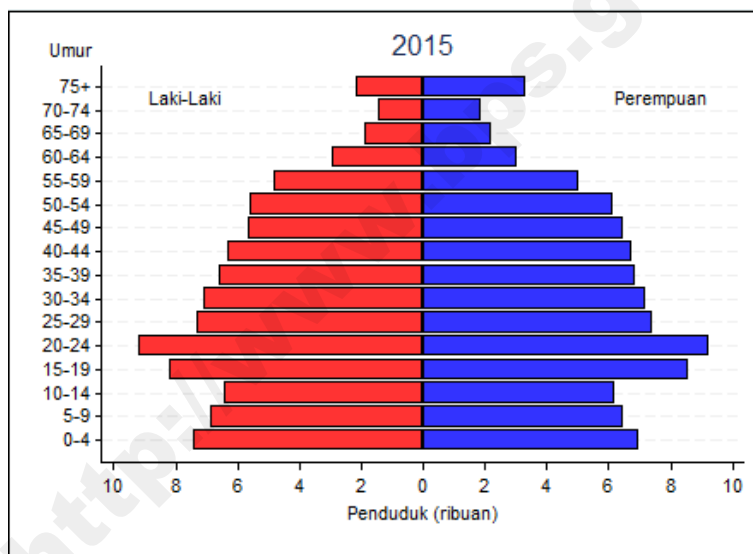
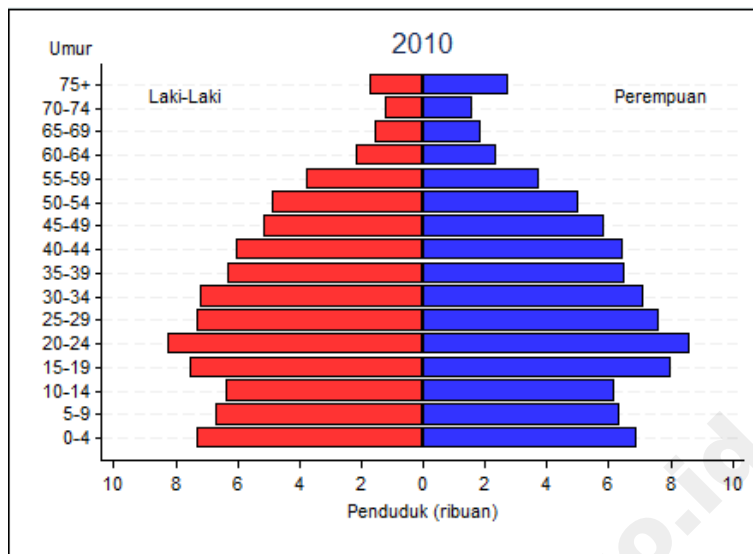
Gambar I.30  
 PIRAMIDA PENDUDUK KOTA MAGELANG  
 TAHUN 2010 – 2020



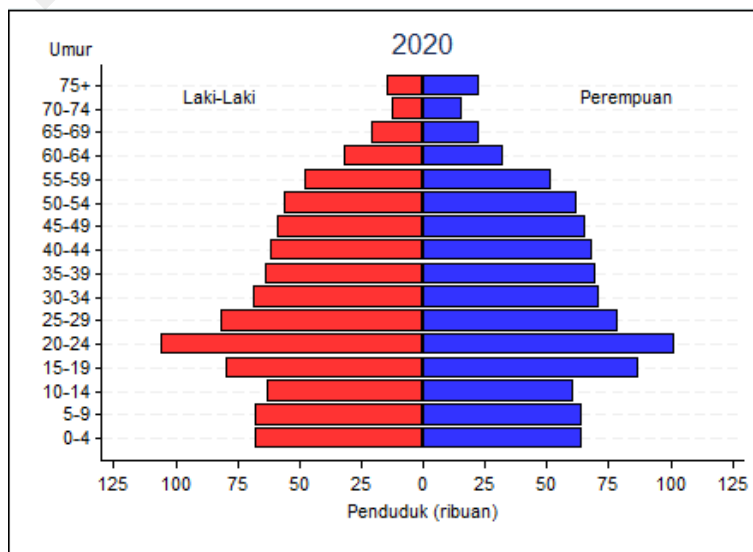
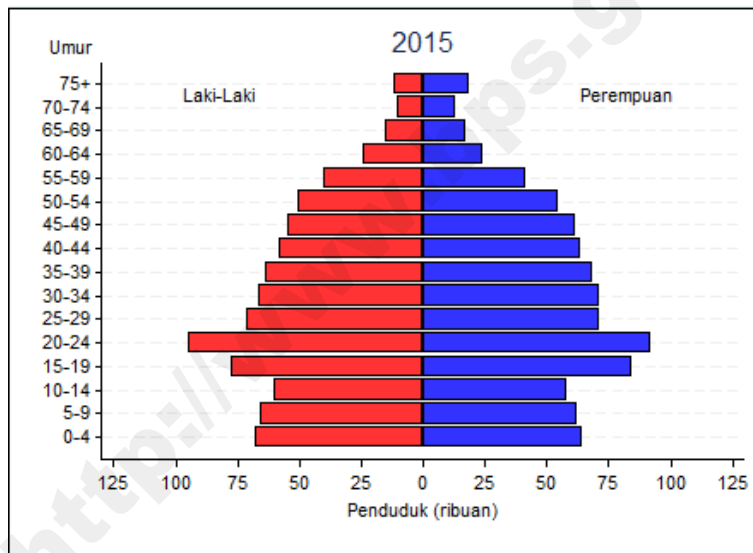
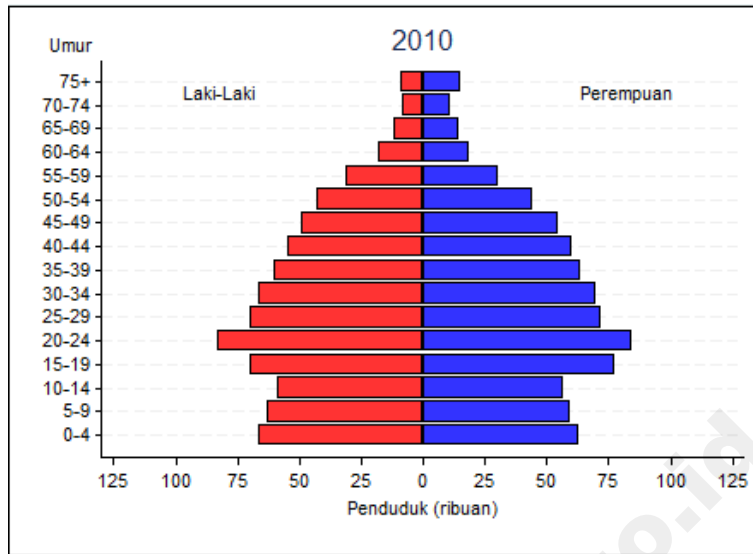
Gambar I.31  
 PIRAMIDA PENDUDUK KOTA SURAKARTA  
 TAHUN 2010 – 2020



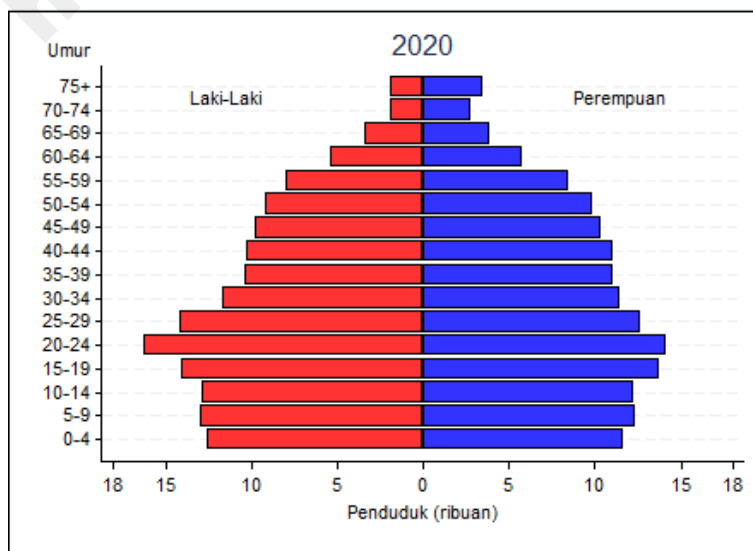
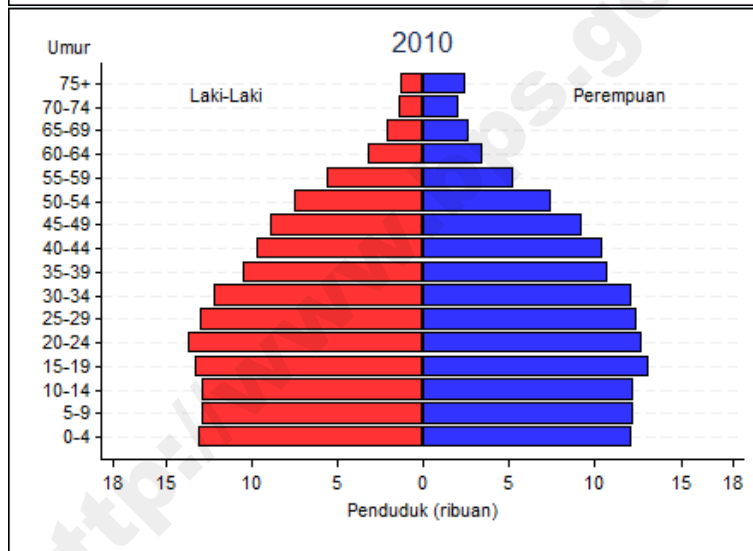
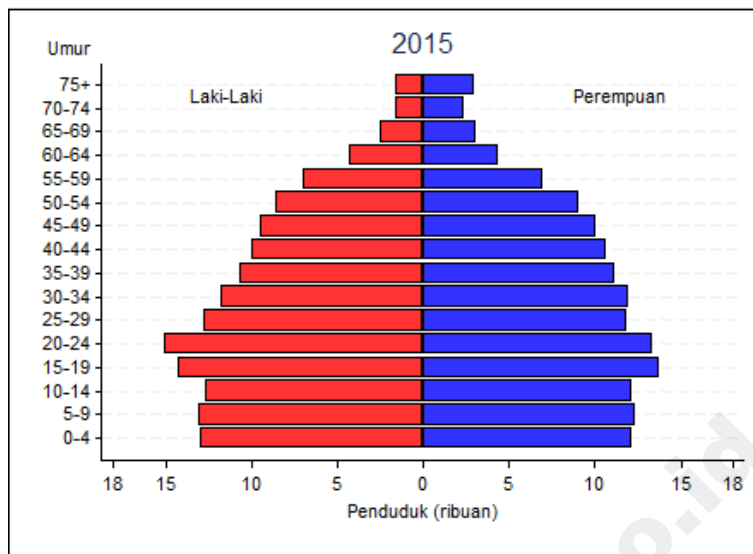
Gambar I.32  
 PIRAMIDA PENDUDUK KOTA SALATIGA  
 TAHUN 2010 – 2020



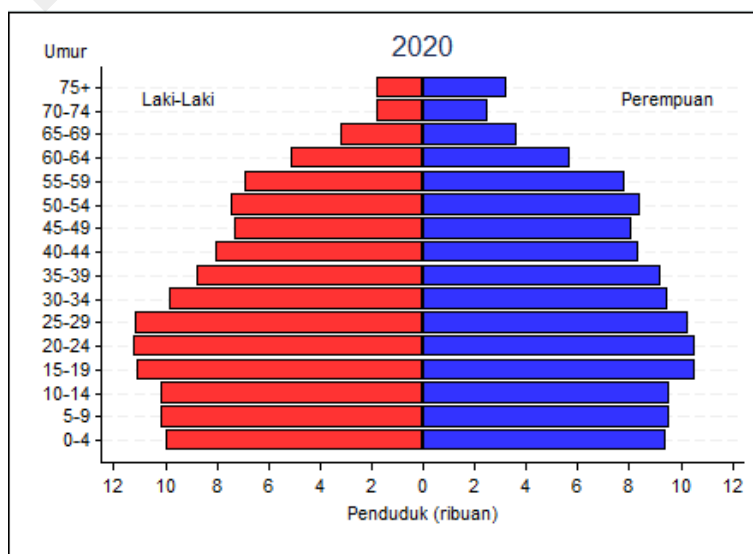
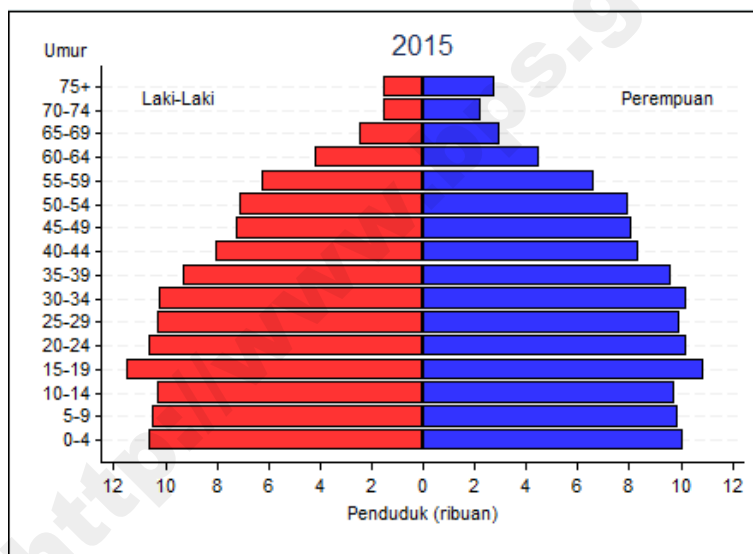
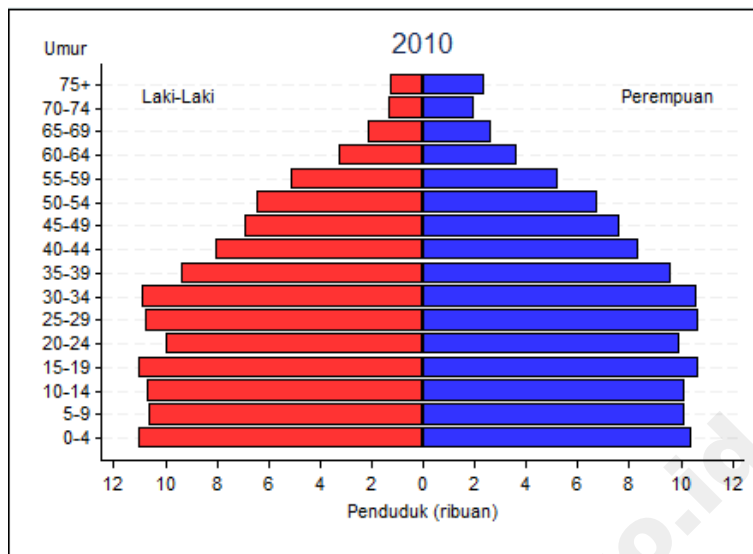
Gambar I.33  
 PIRAMIDA PENDUDUK KOTA SEMARANG  
 TAHUN 2010 – 2020



Gambar I.34  
 PIRAMIDA PENDUDUK KOTA PEKALONGAN  
 TAHUN 2010 – 2020



Gambar I.35  
 PIRAMIDA PENDUDUK KOTA TEGAL  
 TAHUN 2010 – 2020



Tabel II.1.1  
 PROYEKSI PENDUDUK  
 MENURUT JENIS KELAMIN DAN KELOMPOK UMUR  
 TAHUN 2010 - 2020

CILACAP

LAKI-LAKI

KELOMPOK UMUR	2010	2011	2012	2013	2014	2015	2016	2017	2018	2019	2020
(1)	(2)	(3)	(4)	(5)	(6)	(7)	(8)	(9)	(10)	(11)	(12)
0-4	77.699	77.430	76.976	76.346	75.685	74.813	73.735	72.722	71.785	70.926	70.120
5-9	77.397	76.887	76.579	76.489	76.362	76.211	76.001	75.570	74.984	74.365	73.535
10-14	83.228	82.915	82.228	81.230	80.317	79.689	79.215	78.908	78.845	78.737	78.601
15-19	69.732	70.561	71.394	72.020	72.370	72.436	72.232	71.663	70.839	70.085	69.573
20-24	54.282	54.533	55.191	56.067	56.994	57.817	58.660	59.473	60.129	60.545	60.716
25-29	55.762	55.039	54.294	53.649	53.331	53.346	53.760	54.555	55.587	56.675	57.662
30-34	57.237	56.552	55.897	55.147	54.450	53.686	53.073	52.404	51.843	51.596	51.669
35-39	60.390	60.411	60.412	60.405	60.200	59.967	59.307	58.640	57.887	57.187	56.415
40-44	61.261	61.475	61.581	61.564	61.489	61.366	61.430	61.442	61.461	61.273	61.053
45-49	58.171	58.727	59.305	59.827	60.272	60.586	60.845	60.966	60.977	60.929	60.829
50-54	47.937	49.175	50.230	51.125	51.950	52.747	53.306	53.852	54.361	54.796	55.109
55-59	39.377	41.315	43.150	44.824	46.337	47.669	48.958	50.039	50.973	51.834	52.664
60-64	27.867	29.128	30.763	32.606	34.474	36.221	38.057	39.780	41.369	42.808	44.079
65-69	20.148	20.586	20.969	21.433	22.160	23.248	24.347	25.749	27.327	28.929	30.434
70-74	14.328	14.727	15.164	15.595	15.990	16.326	16.721	17.064	17.480	18.111	19.040
75+	19.434	20.097	20.790	21.494	22.218	22.961	23.750	24.580	25.419	26.235	27.004
JUMLAH	824.250	829.558	834.923	839.821	844.599	849.089	853.397	857.407	861.266	865.031	868.503



Tabel II.1.2  
 PROYEKSI PENDUDUK  
 MENURUT JENIS KELAMIN DAN KELOMPOK UMUR  
 TAHUN 2010 - 2020

CILACAP

PEREMPUAN

KELOMPOK UMUR	2010	2011	2012	2013	2014	2015	2016	2017	2018	2019	2020
(1)	(2)	(3)	(4)	(5)	(6)	(7)	(8)	(9)	(10)	(11)	(12)
0-4	72.869	72.633	72.125	71.591	71.010	70.418	69.404	68.467	67.593	66.780	66.032
5-9	73.683	73.223	72.971	72.783	72.534	72.088	71.884	71.412	70.901	70.347	69.781
10-14	79.310	79.010	78.432	77.641	76.854	76.263	75.820	75.588	75.406	75.167	74.727
15-19	62.053	62.352	62.724	63.053	63.259	63.320	63.145	62.749	62.162	61.576	61.155
20-24	51.564	51.407	51.567	51.883	52.266	52.608	53.011	53.474	53.885	54.190	54.368
25-29	58.281	57.404	56.346	55.352	54.583	54.239	54.210	54.519	54.988	55.535	56.042
30-34	60.405	60.059	59.736	59.315	58.740	57.907	57.088	56.082	55.129	54.401	54.096
35-39	63.939	63.945	63.954	64.014	64.052	64.097	63.758	63.442	63.010	62.414	61.547
40-44	64.156	64.334	64.353	64.258	64.106	63.941	63.976	64.004	64.073	64.127	64.192
45-49	60.161	61.183	62.058	62.776	63.318	63.688	63.896	63.935	63.853	63.714	63.570
50-54	48.228	50.329	52.187	53.833	55.301	56.640	57.628	58.478	59.174	59.705	60.075
55-59	37.454	39.258	41.374	43.636	45.809	47.731	49.853	51.732	53.390	54.873	56.232
60-64	27.558	28.363	29.278	30.386	31.791	33.553	35.197	37.135	39.203	41.193	42.962
65-69	21.674	22.150	22.647	23.170	23.720	24.313	25.058	25.898	26.907	28.177	29.759
70-74	16.109	16.499	16.871	17.236	17.604	17.994	18.419	18.862	19.321	19.802	20.314
75+	23.296	23.961	24.646	25.350	26.085	26.837	27.646	28.443	29.243	30.066	30.926
JUMLAH	820.740	826.110	831.269	836.277	841.032	845.637	849.993	854.220	858.238	862.067	865.778

Tabel II.1.3  
 PROYEKSI PENDUDUK  
 MENURUT JENIS KELAMIN DAN KELOMPOK UMUR  
 TAHUN 2010 - 2020

CILACAP

LAKI-LAKI + PEREMPUAN

KELOMPOK UMUR	2010	2011	2012	2013	2014	2015	2016	2017	2018	2019	2020
(1)	(2)	(3)	(4)	(5)	(6)	(7)	(8)	(9)	(10)	(11)	(12)
0-4	150.568	150.063	149.101	147.937	146.695	145.231	143.139	141.189	139.378	137.706	136.152
5-9	151.080	150.110	149.550	149.272	148.896	148.299	147.885	146.982	145.885	144.712	143.316
10-14	162.538	161.925	160.660	158.871	157.171	155.952	155.035	154.496	154.251	153.904	153.328
15-19	131.785	132.913	134.118	135.073	135.629	135.756	135.377	134.412	133.001	131.661	130.728
20-24	105.846	105.940	106.758	107.950	109.260	110.425	111.671	112.947	114.014	114.735	115.084
25-29	114.043	112.443	110.640	109.001	107.914	107.585	107.970	109.074	110.575	112.210	113.704
30-34	117.642	116.611	115.633	114.462	113.190	111.593	110.161	108.486	106.972	105.997	105.765
35-39	124.329	124.356	124.366	124.419	124.252	124.064	123.065	122.082	120.897	119.601	117.962
40-44	125.417	125.809	125.934	125.822	125.595	125.307	125.406	125.446	125.534	125.400	125.245
45-49	118.332	119.910	121.363	122.603	123.590	124.274	124.741	124.901	124.830	124.643	124.399
50-54	96.165	99.504	102.417	104.958	107.251	109.387	110.934	112.330	113.535	114.501	115.184
55-59	76.831	80.573	84.524	88.460	92.146	95.400	98.811	101.771	104.363	106.707	108.896
60-64	55.425	57.491	60.041	62.992	66.265	69.774	73.254	76.915	80.572	84.001	87.041
65-69	41.822	42.736	43.616	44.603	45.880	47.561	49.405	51.647	54.234	57.106	60.193
70-74	30.437	31.226	32.035	32.831	33.594	34.320	35.140	35.926	36.801	37.913	39.354
75+	42.730	44.058	45.436	46.844	48.303	49.798	51.396	53.023	54.662	56.301	57.930
JUMLAH	1.644.990	1.655.668	1.666.192	1.676.098	1.685.631	1.694.726	1.703.390	1.711.627	1.719.504	1.727.098	1.734.281

Tabel II.2.1  
PROYEKSI PENDUDUK  
MENURUT JENIS KELAMIN DAN KELOMPOK UMUR  
TAHUN 2010 - 2020

BANYUMAS

LAKI-LAKI

KELOMPOK UMUR	2010	2011	2012	2013	2014	2015	2016	2017	2018	2019	2020
(1)	(2)	(3)	(4)	(5)	(6)	(7)	(8)	(9)	(10)	(11)	(12)
0-4	72.952	73.005	72.831	72.505	72.123	71.551	70.768	70.041	69.377	68.769	68.216
5-9	70.348	70.179	70.143	70.322	70.446	70.561	70.615	70.459	70.155	69.803	69.254
10-14	69.674	69.703	69.368	68.783	68.242	67.954	67.788	67.760	67.939	68.068	68.180
15-19	63.201	64.221	65.208	66.025	66.573	66.876	66.923	66.628	66.089	65.596	65.336
20-24	55.589	56.081	56.957	58.077	59.238	60.311	61.407	62.476	63.382	64.029	64.425
25-29	54.958	54.473	53.925	53.481	53.346	53.556	54.164	55.156	56.392	57.682	58.883
30-34	59.233	58.772	58.296	57.727	57.190	56.594	56.146	55.632	55.225	55.140	55.404
35-39	60.650	60.925	61.141	61.363	61.363	61.346	60.886	60.412	59.842	59.309	58.706
40-44	55.969	56.402	56.698	56.893	57.017	57.109	57.371	57.582	57.797	57.809	57.795
45-49	51.818	52.534	53.238	53.906	54.492	54.974	55.406	55.709	55.911	56.048	56.143
50-54	44.562	45.905	47.054	48.072	49.015	49.948	50.654	51.352	52.016	52.602	53.082
55-59	36.829	38.806	40.669	42.406	43.987	45.414	46.808	48.008	49.072	50.062	51.035
60-64	27.083	28.428	30.129	32.054	34.005	35.859	37.811	39.659	41.385	42.965	44.388
65-69	21.705	22.271	22.764	23.354	24.229	25.511	26.811	28.453	30.303	32.183	33.970
70-74	14.789	15.264	15.774	16.282	16.752	17.166	17.643	18.067	18.571	19.305	20.363
75+	18.823	19.551	20.291	21.059	21.839	22.653	23.516	24.422	25.342	26.242	27.101
JUMLAH	778.183	786.520	794.486	802.309	809.857	817.383	824.717	831.816	838.798	845.612	852.281

Tabel II.2.2  
 PROYEKSI PENDUDUK  
 MENURUT JENIS KELAMIN DAN KELOMPOK UMUR  
 TAHUN 2010 - 2020

BANYUMAS

PEREMPUAN

KELOMPOK UMUR	2010	2011	2012	2013	2014	2015	2016	2017	2018	2019	2020
(1)	(2)	(3)	(4)	(5)	(6)	(7)	(8)	(9)	(10)	(11)	(12)
0-4	68.292	68.331	68.101	67.832	67.514	67.190	66.457	65.787	65.171	64.616	64.108
5-9	66.414	66.251	66.262	66.321	66.322	66.149	66.194	65.990	65.743	65.457	65.155
10-14	65.908	65.911	65.666	65.229	64.793	64.524	64.375	64.402	64.470	64.490	64.328
15-19	59.858	60.392	60.982	61.523	61.940	62.220	62.267	62.087	61.715	61.351	61.137
20-24	55.859	55.915	56.307	56.863	57.499	58.094	58.755	59.482	60.155	60.711	61.116
25-29	57.370	56.724	55.880	55.087	54.510	54.357	54.517	55.020	55.685	56.439	57.146
30-34	60.818	60.706	60.601	60.392	60.016	59.377	58.737	57.901	57.109	56.548	56.417
35-39	61.997	62.243	62.475	62.752	63.012	63.286	63.180	63.094	62.884	62.514	61.854
40-44	58.103	58.488	58.714	58.835	58.898	58.958	59.194	59.428	59.701	59.959	60.224
45-49	53.881	55.006	55.992	56.840	57.529	58.073	58.464	58.705	58.834	58.912	58.980
50-54	44.611	46.736	48.640	50.349	51.902	53.349	54.474	55.471	56.324	57.031	57.579
55-59	35.438	37.285	39.437	41.736	43.961	45.968	48.175	50.161	51.943	53.573	55.084
60-64	27.125	28.027	29.040	30.248	31.760	33.637	35.408	37.488	39.706	41.865	43.810
65-69	22.487	23.070	23.674	24.307	24.964	25.667	26.540	27.512	28.668	30.121	31.926
70-74	16.637	17.105	17.552	17.996	18.443	18.918	19.435	19.972	20.528	21.112	21.735
75+	24.499	25.292	26.121	26.966	27.852	28.759	29.736	30.709	31.690	32.695	33.745
JUMLAH	779.297	787.482	795.444	803.276	810.915	818.526	825.908	833.209	840.326	847.394	854.344

Tabel II.2.3  
 PROYEKSI PENDUDUK  
 MENURUT JENIS KELAMIN DAN KELOMPOK UMUR  
 TAHUN 2010 - 2020

BANYUMAS

LAKI-LAKI + PEREMPUAN

KELOMPOK UMUR	2010	2011	2012	2013	2014	2015	2016	2017	2018	2019	2020
(1)	(2)	(3)	(4)	(5)	(6)	(7)	(8)	(9)	(10)	(11)	(12)
0-4	141.244	141.336	140.932	140.337	139.637	138.741	137.225	135.828	134.548	133.385	132.324
5-9	136.762	136.430	136.405	136.643	136.768	136.710	136.809	136.449	135.898	135.260	134.409
10-14	135.582	135.614	135.034	134.012	133.035	132.478	132.163	132.162	132.409	132.558	132.508
15-19	123.059	124.613	126.190	127.548	128.513	129.096	129.190	128.715	127.804	126.947	126.473
20-24	111.448	111.996	113.264	114.940	116.737	118.405	120.162	121.958	123.537	124.740	125.541
25-29	112.328	111.197	109.805	108.568	107.856	107.913	108.681	110.176	112.077	114.121	116.029
30-34	120.051	119.478	118.897	118.119	117.206	115.971	114.883	113.533	112.334	111.688	111.821
35-39	122.647	123.168	123.616	124.115	124.375	124.632	124.066	123.506	122.726	121.823	120.560
40-44	114.072	114.890	115.412	115.728	115.915	116.067	116.565	117.010	117.498	117.768	118.019
45-49	105.699	107.540	109.230	110.746	112.021	113.047	113.870	114.414	114.745	114.960	115.123
50-54	89.173	92.641	95.694	98.421	100.917	103.297	105.128	106.823	108.340	109.633	110.661
55-59	72.267	76.091	80.106	84.142	87.948	91.382	94.983	98.169	101.015	103.635	106.119
60-64	54.208	56.455	59.169	62.302	65.765	69.496	73.219	77.147	81.091	84.830	88.198
65-69	44.192	45.341	46.438	47.661	49.193	51.178	53.351	55.965	58.971	62.304	65.896
70-74	31.426	32.369	33.326	34.278	35.195	36.084	37.078	38.039	39.099	40.417	42.098
75+	43.322	44.843	46.412	48.025	49.691	51.412	53.252	55.131	57.032	58.937	60.846
JUMLAH	1.557.480	1.574.002	1.589.930	1.605.585	1.620.772	1.635.909	1.650.625	1.665.025	1.679.124	1.693.006	1.706.625

Tabel II.3.1  
 PROYEKSI PENDUDUK  
 MENURUT JENIS KELAMIN DAN KELOMPOK UMUR  
 TAHUN 2010 - 2020

PURBALINGGA

LAKI-LAKI

KELOMPOK UMUR	2010	2011	2012	2013	2014	2015	2016	2017	2018	2019	2020
(1)	(2)	(3)	(4)	(5)	(6)	(7)	(8)	(9)	(10)	(11)	(12)
0-4	41.106	41.194	41.158	41.028	40.867	40.585	40.194	39.820	39.480	39.183	38.914
5-9	40.281	40.239	40.280	40.437	40.562	40.671	40.755	40.706	40.569	40.415	40.146
10-14	40.111	40.183	40.051	39.766	39.507	39.381	39.335	39.361	39.501	39.625	39.738
15-19	33.939	34.534	35.118	35.605	35.949	36.151	36.223	36.100	35.842	35.618	35.519
20-24	28.708	29.002	29.498	30.119	30.764	31.353	31.964	32.553	33.056	33.435	33.683
25-29	30.622	30.394	30.133	29.926	29.891	30.041	30.420	31.007	31.735	32.500	33.217
30-34	31.618	31.415	31.207	30.943	30.698	30.411	30.208	29.961	29.770	29.760	29.940
35-39	31.983	32.173	32.336	32.496	32.541	32.567	32.363	32.145	31.871	31.628	31.342
40-44	28.416	28.673	28.868	29.007	29.108	29.187	29.359	29.496	29.635	29.677	29.705
45-49	26.913	27.322	27.728	28.116	28.460	28.742	29.004	29.193	29.326	29.435	29.520
50-54	22.468	23.178	23.794	24.341	24.853	25.352	25.743	26.124	26.487	26.819	27.096
55-59	18.839	19.877	20.864	21.783	22.626	23.386	24.133	24.777	25.351	25.895	26.430
60-64	15.579	16.375	17.382	18.515	19.670	20.764	21.921	23.018	24.043	24.990	25.848
65-69	12.456	12.797	13.100	13.458	13.981	14.738	15.508	16.474	17.562	18.674	19.734
70-74	8.347	8.627	8.929	9.230	9.507	9.751	10.037	10.288	10.586	11.018	11.636
75+	8.941	9.297	9.670	10.045	10.436	10.835	11.261	11.707	12.158	12.609	13.037
JUMLAH	420.327	425.280	430.116	434.815	439.420	443.915	448.428	452.730	456.972	461.281	465.505

Tabel II.3.2  
 PROYEKSI PENDUDUK  
 MENURUT JENIS KELAMIN DAN KELOMPOK UMUR  
 TAHUN 2010 - 2020

PURBALINGGA

PEREMPUAN

KELOMPOK UMUR	2010	2011	2012	2013	2014	2015	2016	2017	2018	2019	2020
(1)	(2)	(3)	(4)	(5)	(6)	(7)	(8)	(9)	(10)	(11)	(12)
0-4	39.199	39.286	39.214	39.115	38.987	38.854	38.481	38.147	37.841	37.564	37.312
5-9	38.126	38.098	38.162	38.249	38.306	38.260	38.338	38.274	38.182	38.064	37.930
10-14	38.548	38.614	38.529	38.326	38.124	38.020	37.985	38.052	38.145	38.205	38.153
15-19	33.090	33.445	33.827	34.178	34.459	34.662	34.738	34.685	34.522	34.361	34.279
20-24	31.234	31.328	31.607	31.975	32.388	32.782	33.208	33.675	34.105	34.464	34.731
25-29	34.054	33.730	33.286	32.865	32.574	32.533	32.684	33.042	33.494	34.001	34.475
30-34	34.173	34.162	34.152	34.077	33.909	33.594	33.281	32.857	32.457	32.185	32.150
35-39	32.863	33.048	33.223	33.419	33.603	33.796	33.786	33.784	33.718	33.559	33.243
40-44	29.627	29.876	30.037	30.140	30.217	30.289	30.452	30.616	30.796	30.970	31.140
45-49	28.339	28.978	29.544	30.031	30.438	30.767	31.019	31.191	31.301	31.382	31.452
50-54	23.055	24.187	25.206	26.125	26.964	27.752	28.374	28.934	29.416	29.822	30.142
55-59	19.167	20.202	21.394	22.664	23.895	25.013	26.241	27.348	28.348	29.265	30.116
60-64	15.489	16.030	16.633	17.349	18.241	19.347	20.396	21.621	22.934	24.215	25.368
65-69	12.736	13.090	13.454	13.832	14.226	14.644	15.162	15.738	16.418	17.272	18.327
70-74	8.955	9.222	9.477	9.728	9.985	10.258	10.550	10.858	11.173	11.503	11.847
75+	11.747	12.149	12.562	12.992	13.436	13.890	14.384	14.875	15.371	15.876	16.405
JUMLAH	430.402	435.445	440.307	445.065	449.752	454.461	459.079	463.697	468.221	472.708	477.070

Tabel II.3.3  
 PROYEKSI PENDUDUK  
 MENURUT JENIS KELAMIN DAN KELOMPOK UMUR  
 TAHUN 2010 - 2020

PURBALINGGA

LAKI-LAKI + PEREMPUAN

KELOMPOK UMUR	2010	2011	2012	2013	2014	2015	2016	2017	2018	2019	2020
(1)	(2)	(3)	(4)	(5)	(6)	(7)	(8)	(9)	(10)	(11)	(12)
0-4	80.305	80.480	80.372	80.143	79.854	79.439	78.675	77.967	77.321	76.747	76.226
5-9	78.407	78.337	78.442	78.686	78.868	78.931	79.093	78.980	78.751	78.479	78.076
10-14	78.659	78.797	78.580	78.092	77.631	77.401	77.320	77.413	77.646	77.830	77.891
15-19	67.029	67.979	68.945	69.783	70.408	70.813	70.961	70.785	70.364	69.979	69.798
20-24	59.942	60.330	61.105	62.094	63.152	64.135	65.172	66.228	67.161	67.899	68.414
25-29	64.676	64.124	63.419	62.791	62.465	62.574	63.104	64.049	65.229	66.501	67.692
30-34	65.791	65.577	65.359	65.020	64.607	64.005	63.489	62.818	62.227	61.945	62.090
35-39	64.846	65.221	65.559	65.915	66.144	66.363	66.149	65.929	65.589	65.187	64.585
40-44	58.043	58.549	58.905	59.147	59.325	59.476	59.811	60.112	60.431	60.647	60.845
45-49	55.252	56.300	57.272	58.147	58.898	59.509	60.023	60.384	60.627	60.817	60.972
50-54	45.523	47.365	49.000	50.466	51.817	53.104	54.117	55.058	55.903	56.641	57.238
55-59	38.006	40.079	42.258	44.447	46.521	48.399	50.374	52.125	53.699	55.160	56.546
60-64	31.068	32.405	34.015	35.864	37.911	40.111	42.317	44.639	46.977	49.205	51.216
65-69	25.192	25.887	26.554	27.290	28.207	29.382	30.670	32.212	33.980	35.946	38.061
70-74	17.302	17.849	18.406	18.958	19.492	20.009	20.587	21.146	21.759	22.521	23.483
75+	20.688	21.446	22.232	23.037	23.872	24.725	25.645	26.582	27.529	28.485	29.442
JUMLAH	850.729	860.725	870.423	879.880	889.172	898.376	907.507	916.427	925.193	933.989	942.575



Tabel II.4.1  
 PROYEKSI PENDUDUK  
 MENURUT JENIS KELAMIN DAN KELOMPOK UMUR  
 TAHUN 2010 - 2020

BANJARNEGARA

LAKI-LAKI

KELOMPOK UMUR	2010	2011	2012	2013	2014	2015	2016	2017	2018	2019	2020
(1)	(2)	(3)	(4)	(5)	(6)	(7)	(8)	(9)	(10)	(11)	(12)
0-4	40.406	40.321	40.130	39.847	39.542	39.120	38.588	38.094	37.632	37.205	36.806
5-9	40.341	40.129	40.014	40.012	39.987	39.942	39.865	39.674	39.399	39.098	38.685
10-14	39.959	39.862	39.578	39.142	38.741	38.471	38.276	38.161	38.160	38.132	38.091
15-19	35.887	36.363	36.834	37.198	37.418	37.485	37.412	37.151	36.752	36.381	36.139
20-24	31.179	31.365	31.779	32.320	32.888	33.392	33.906	34.409	34.815	35.078	35.199
25-29	33.096	32.711	32.305	31.956	31.800	31.839	32.111	32.615	33.259	33.930	34.543
30-34	32.785	32.438	32.099	31.702	31.334	30.924	30.594	30.236	29.937	29.810	29.872
35-39	32.288	32.343	32.380	32.413	32.336	32.239	31.912	31.581	31.200	30.841	30.445
40-44	31.320	31.470	31.562	31.588	31.582	31.547	31.606	31.640	31.675	31.597	31.505
45-49	29.247	29.565	29.890	30.188	30.443	30.629	30.785	30.874	30.905	30.898	30.868
50-54	25.214	25.899	26.485	26.988	27.451	27.898	28.216	28.531	28.823	29.072	29.258
55-59	19.819	20.823	21.772	22.642	23.431	24.125	24.798	25.368	25.863	26.316	26.756
60-64	15.372	16.087	17.010	18.051	19.103	20.089	21.126	22.103	23.003	23.818	24.540
65-69	12.268	12.550	12.799	13.096	13.555	14.233	14.918	15.791	16.773	17.767	18.702
70-74	8.150	8.389	8.646	8.904	9.138	9.338	9.572	9.776	10.023	10.393	10.932
75+	8.861	9.175	9.501	9.839	10.179	10.528	10.900	11.291	11.684	12.069	12.433
JUMLAH	436.192	439.490	442.784	445.886	448.928	451.799	454.585	457.295	459.903	462.405	464.774

Tabel II.4.2  
 PROYEKSI PENDUDUK  
 MENURUT JENIS KELAMIN DAN KELOMPOK UMUR  
 TAHUN 2010 - 2020

BANJARNEGARA

PEREMPUAN

KELOMPOK UMUR	2010	2011	2012	2013	2014	2015	2016	2017	2018	2019	2020
(1)	(2)	(3)	(4)	(5)	(6)	(7)	(8)	(9)	(10)	(11)	(12)
0-4	39.016	38.948	38.728	38.483	38.224	37.945	37.439	36.974	36.542	36.130	35.770
5-9	38.628	38.444	38.363	38.307	38.229	38.036	37.969	37.764	37.534	37.268	37.017
10-14	37.665	37.579	37.355	37.019	36.696	36.453	36.279	36.210	36.163	36.076	35.909
15-19	33.170	33.386	33.634	33.851	34.008	34.078	34.021	33.844	33.564	33.276	33.089
20-24	31.385	31.345	31.493	31.727	32.017	32.270	32.557	32.883	33.178	33.392	33.546
25-29	34.715	34.244	33.659	33.103	32.687	32.514	32.534	32.758	33.077	33.433	33.782
30-34	33.457	33.317	33.186	32.993	32.720	32.289	31.865	31.336	30.834	30.448	30.312
35-39	33.269	33.323	33.373	33.442	33.509	33.571	33.429	33.305	33.117	32.830	32.414
40-44	32.071	32.211	32.260	32.248	32.215	32.168	32.217	32.270	32.340	32.395	32.467
45-49	29.870	30.426	30.903	31.295	31.609	31.828	31.965	32.020	32.013	31.971	31.939
50-54	24.647	25.767	26.759	27.637	28.434	29.158	29.700	30.175	30.569	30.865	31.096
55-59	19.320	20.281	21.401	22.590	23.743	24.765	25.887	26.889	27.774	28.565	29.304
60-64	15.201	15.673	16.198	16.829	17.632	18.631	19.564	20.663	21.837	22.964	23.982
65-69	12.394	12.688	12.989	13.305	13.634	13.979	14.417	14.906	15.491	16.229	17.167
70-74	8.401	8.615	8.820	9.017	9.221	9.436	9.669	9.915	10.167	10.421	10.694
75+	11.127	11.464	11.805	12.162	12.532	12.906	13.313	13.710	14.116	14.524	14.956
JUMLAH	434.336	437.711	440.926	444.008	447.110	450.027	452.825	455.622	458.316	460.787	463.444

Tabel II.4.3  
PROYEKSI PENDUDUK  
MENURUT JENIS KELAMIN DAN KELOMPOK UMUR  
TAHUN 2010 - 2020

BANJARNEGARA

LAKI-LAKI + PEREMPUAN

KELOMPOK UMUR	2010	2011	2012	2013	2014	2015	2016	2017	2018	2019	2020
(1)	(2)	(3)	(4)	(5)	(6)	(7)	(8)	(9)	(10)	(11)	(12)
0-4	79.422	79.269	78.858	78.330	77.766	77.065	76.027	75.068	74.174	73.335	72.576
5-9	78.969	78.573	78.377	78.319	78.216	77.978	77.834	77.438	76.933	76.366	75.702
10-14	77.624	77.441	76.933	76.161	75.437	74.924	74.555	74.371	74.323	74.208	74.000
15-19	69.057	69.749	70.468	71.049	71.426	71.563	71.433	70.995	70.316	69.657	69.228
20-24	62.564	62.710	63.272	64.047	64.905	65.662	66.463	67.292	67.993	68.470	68.745
25-29	67.811	66.955	65.964	65.059	64.487	64.353	64.645	65.373	66.336	67.363	68.325
30-34	66.242	65.755	65.285	64.695	64.054	63.213	62.459	61.572	60.771	60.258	60.184
35-39	65.557	65.666	65.753	65.855	65.845	65.810	65.341	64.886	64.317	63.671	62.859
40-44	63.391	63.681	63.822	63.836	63.797	63.715	63.823	63.910	64.015	63.992	63.972
45-49	59.117	59.991	60.793	61.483	62.052	62.457	62.750	62.894	62.918	62.869	62.807
50-54	49.861	51.666	53.244	54.625	55.885	57.056	57.916	58.706	59.392	59.937	60.354
55-59	39.139	41.104	43.173	45.232	47.174	48.890	50.685	52.257	53.637	54.881	56.060
60-64	30.573	31.760	33.208	34.880	36.735	38.720	40.690	42.766	44.840	46.782	48.522
65-69	24.662	25.238	25.788	26.401	27.189	28.212	29.335	30.697	32.264	33.996	35.869
70-74	16.551	17.004	17.466	17.921	18.359	18.774	19.241	19.691	20.190	20.814	21.626
75+	19.988	20.639	21.306	22.001	22.711	23.434	24.213	25.001	25.800	26.593	27.389
JUMLAH	870.528	877.201	883.710	889.894	896.038	901.826	907.410	912.917	918.219	923.192	928.218

Tabel II.5.1  
 PROYEKSI PENDUDUK  
 MENURUT JENIS KELAMIN DAN KELOMPOK UMUR  
 TAHUN 2010 - 2020

KEBUMEN

LAKI-LAKI

KELOMPOK UMUR	2010	2011	2012	2013	2014	2015	2016	2017	2018	2019	2020
(1)	(2)	(3)	(4)	(5)	(6)	(7)	(8)	(9)	(10)	(11)	(12)
0-4	52.993	52.658	52.198	51.634	51.041	50.320	49.461	48.647	47.894	47.188	46.523
5-9	54.796	54.279	53.906	53.701	53.457	53.212	52.922	52.477	51.933	51.361	50.646
10-14	60.351	59.953	59.283	58.410	57.589	56.986	56.497	56.121	55.929	55.696	55.446
15-19	51.873	52.340	52.804	53.128	53.232	53.141	52.850	52.289	51.552	50.859	50.349
20-24	34.598	34.660	34.976	35.438	35.920	36.342	36.773	37.181	37.492	37.646	37.647
25-29	34.504	33.960	33.403	32.919	32.630	32.553	32.718	33.110	33.647	34.211	34.709
30-34	37.440	36.889	36.354	35.771	35.218	34.635	34.145	33.623	33.175	32.923	32.880
35-39	39.748	39.648	39.535	39.427	39.180	38.926	38.394	37.858	37.273	36.718	36.123
40-44	41.249	41.277	41.228	41.107	40.940	40.750	40.684	40.578	40.484	40.248	39.992
45-49	40.317	40.588	40.867	41.119	41.305	41.411	41.478	41.444	41.343	41.193	41.012
50-54	35.065	35.868	36.532	37.084	37.576	38.052	38.351	38.636	38.901	39.101	39.215
55-59	27.905	29.196	30.403	31.500	32.470	33.315	34.124	34.782	35.338	35.833	36.307
60-64	20.623	21.495	22.636	23.930	25.227	26.436	27.703	28.876	29.951	30.906	31.734
65-69	16.915	17.234	17.505	17.843	18.396	19.249	20.105	21.203	22.445	23.694	24.856
70-74	12.966	13.289	13.643	13.995	14.307	14.570	14.883	15.145	15.473	15.988	16.761
75+	17.331	17.870	18.435	19.004	19.593	20.192	20.832	21.498	22.173	22.823	23.429
JUMLAH	578.674	581.204	583.708	586.010	588.081	590.090	591.920	593.468	595.003	596.388	597.629

Tabel II.5.2  
PROYEKSI PENDUDUK  
MENURUT JENIS KELAMIN DAN KELOMPOK UMUR  
TAHUN 2010 - 2020

KEBUMEN											PEREMPUAN
KELOMPOK UMUR	2010	2011	2012	2013	2014	2015	2016	2017	2018	2019	2020
(1)	(2)	(3)	(4)	(5)	(6)	(7)	(8)	(9)	(10)	(11)	(12)
0-4	49.666	49.351	48.862	48.352	47.816	47.268	46.447	45.686	44.959	44.284	43.650
5-9	51.580	51.099	50.772	50.483	50.163	49.695	49.405	48.937	48.431	47.905	47.374
10-14	56.749	56.356	55.780	55.049	54.328	53.744	53.267	52.951	52.654	52.326	51.856
15-19	44.653	44.723	44.851	44.944	44.955	44.855	44.596	44.185	43.633	43.092	42.663
20-24	34.817	34.609	34.625	34.738	34.902	35.027	35.195	35.403	35.566	35.661	35.665
25-29	37.408	36.732	35.952	35.214	34.627	34.304	34.189	34.289	34.481	34.723	34.937
30-34	39.720	39.369	39.042	38.648	38.160	37.500	36.861	36.105	35.380	34.809	34.507
35-39	42.042	41.915	41.798	41.708	41.609	41.508	41.166	40.843	40.438	39.936	39.257
40-44	44.135	44.119	44.002	43.805	43.571	43.326	43.217	43.113	43.023	42.924	42.834
45-49	42.420	43.002	43.489	43.855	44.106	44.224	44.233	44.133	43.937	43.713	43.478
50-54	35.909	37.352	38.612	39.702	40.661	41.512	42.109	42.605	42.972	43.228	43.363
55-59	27.222	28.444	29.887	31.417	32.880	34.147	35.550	36.775	37.829	38.760	39.592
60-64	21.674	22.248	22.913	23.723	24.756	26.041	27.234	28.643	30.128	31.546	32.790
65-69	18.256	18.599	18.958	19.338	19.740	20.168	20.725	21.358	22.119	23.092	24.316
70-74	15.113	15.431	15.737	16.028	16.326	16.634	16.976	17.333	17.700	18.087	18.506
75+	21.882	22.436	23.010	23.608	24.213	24.839	25.513	26.180	26.839	27.508	28.204
JUMLAH	583.246	585.785	588.290	590.612	592.813	594.792	596.683	598.539	600.089	601.594	602.992

Tabel II.5.3  
 PROYEKSI PENDUDUK  
 MENURUT JENIS KELAMIN DAN KELOMPOK UMUR  
 TAHUN 2010 - 2020

KEBUMEN

LAKI-LAKI + PEREMPUAN

KELOMPOK UMUR	2010	2011	2012	2013	2014	2015	2016	2017	2018	2019	2020
(1)	(2)	(3)	(4)	(5)	(6)	(7)	(8)	(9)	(10)	(11)	(12)
0-4	102.659	102.009	101.060	99.986	98.857	97.588	95.908	94.333	92.853	91.472	90.173
5-9	106.376	105.378	104.678	104.184	103.620	102.907	102.327	101.414	100.364	99.266	98.020
10-14	117.100	116.309	115.063	113.459	111.917	110.730	109.764	109.072	108.583	108.022	107.302
15-19	96.526	97.063	97.655	98.072	98.187	97.996	97.446	96.474	95.185	93.951	93.012
20-24	69.415	69.269	69.601	70.176	70.822	71.369	71.968	72.584	73.058	73.307	73.312
25-29	71.912	70.692	69.355	68.133	67.257	66.857	66.907	67.399	68.128	68.934	69.646
30-34	77.160	76.258	75.396	74.419	73.378	72.135	71.006	69.728	68.555	67.732	67.387
35-39	81.790	81.563	81.333	81.135	80.789	80.434	79.560	78.701	77.711	76.654	75.380
40-44	85.384	85.396	85.230	84.912	84.511	84.076	83.901	83.691	83.507	83.172	82.826
45-49	82.737	83.590	84.356	84.974	85.411	85.635	85.711	85.577	85.280	84.906	84.490
50-54	70.974	73.220	75.144	76.786	78.237	79.564	80.460	81.241	81.873	82.329	82.578
55-59	55.127	57.640	60.290	62.917	65.350	67.462	69.674	71.557	73.167	74.593	75.899
60-64	42.297	43.743	45.549	47.653	49.983	52.477	54.937	57.519	60.079	62.452	64.524
65-69	35.171	35.833	36.463	37.181	38.136	39.417	40.830	42.561	44.564	46.786	49.172
70-74	28.079	28.720	29.380	30.023	30.633	31.204	31.859	32.478	33.173	34.075	35.267
75+	39.213	40.306	41.445	42.612	43.806	45.031	46.345	47.678	49.012	50.331	51.633
JUMLAH	1.161.920	1.166.989	1.171.998	1.176.622	1.180.894	1.184.882	1.188.603	1.192.007	1.195.092	1.197.982	1.200.621

Tabel II.6.1  
 PROYEKSI PENDUDUK  
 MENURUT JENIS KELAMIN DAN KELOMPOK UMUR  
 TAHUN 2010 - 2020

PURWOREJO

LAKI-LAKI

KELOMPOK UMUR	2010	2011	2012	2013	2014	2015	2016	2017	2018	2019	2020
(1)	(2)	(3)	(4)	(5)	(6)	(7)	(8)	(9)	(10)	(11)	(12)
0-4	28.227	28.030	27.765	27.445	27.106	26.701	26.226	25.774	25.353	24.957	24.590
5-9	29.912	29.611	29.385	29.252	29.094	28.938	28.757	28.493	28.173	27.837	27.432
10-14	32.515	32.280	31.896	31.404	30.935	30.586	30.300	30.075	29.947	29.795	29.642
15-19	30.098	30.351	30.597	30.762	30.795	30.717	30.526	30.178	29.728	29.299	28.987
20-24	20.728	20.750	20.925	21.186	21.455	21.689	21.929	22.154	22.321	22.392	22.380
25-29	19.619	19.297	18.967	18.678	18.498	18.440	18.520	18.727	19.014	19.314	19.584
30-34	21.852	21.516	21.189	20.833	20.493	20.137	19.838	19.518	19.243	19.079	19.041
35-39	23.352	23.279	23.195	23.114	22.950	22.782	22.454	22.122	21.763	21.419	21.059
40-44	26.166	26.166	26.115	26.021	25.892	25.751	25.689	25.603	25.522	25.349	25.171
45-49	26.299	26.457	26.620	26.766	26.863	26.910	26.932	26.889	26.801	26.680	26.547
50-54	23.084	23.598	24.017	24.363	24.662	24.956	25.132	25.299	25.450	25.559	25.617
55-59	17.063	17.840	18.564	19.220	19.794	20.294	20.771	21.153	21.472	21.754	22.029
60-64	11.688	12.175	12.812	13.533	14.254	14.926	15.628	16.278	16.868	17.392	17.847
65-69	11.449	11.658	11.830	12.051	12.414	12.978	13.546	14.274	15.098	15.921	16.693
70-74	9.481	9.711	9.963	10.211	10.430	10.612	10.831	11.015	11.243	11.607	12.161
75+	12.037	12.400	12.781	13.170	13.562	13.969	14.402	14.851	15.302	15.730	16.142
JUMLAH	343.570	345.119	346.621	348.009	349.197	350.386	351.481	352.403	353.298	354.084	354.922

Tabel II.6.2  
 PROYEKSI PENDUDUK  
 MENURUT JENIS KELAMIN DAN KELOMPOK UMUR  
 TAHUN 2010 - 2020

PURWOREJO											PEREMPUAN
KELOMPOK UMUR	2010	2011	2012	2013	2014	2015	2016	2017	2018	2019	2020
(1)	(2)	(3)	(4)	(5)	(6)	(7)	(8)	(9)	(10)	(11)	(12)
0-4	26.746	26.546	26.250	25.950	25.632	25.311	24.849	24.408	24.002	23.626	23.258
5-9	28.437	28.137	27.925	27.741	27.530	27.245	27.063	26.768	26.473	26.171	25.849
10-14	30.850	30.600	30.250	29.823	29.397	29.052	28.769	28.556	28.375	28.182	27.894
15-19	27.507	27.521	27.571	27.605	27.580	27.491	27.306	27.015	26.656	26.313	26.017
20-24	20.794	20.646	20.628	20.675	20.748	20.801	20.883	20.977	21.056	21.100	21.075
25-29	21.362	20.952	20.482	20.043	19.686	19.483	19.398	19.429	19.524	19.651	19.745
30-34	22.946	22.717	22.502	22.256	21.948	21.547	21.159	20.696	20.263	19.924	19.726
35-39	25.050	24.945	24.844	24.769	24.679	24.594	24.369	24.144	23.885	23.574	23.145
40-44	28.309	28.267	28.160	28.005	27.823	27.637	27.546	27.438	27.360	27.283	27.192
45-49	27.298	27.644	27.922	28.131	28.257	28.303	28.286	28.181	28.036	27.873	27.690
50-54	23.056	23.958	24.741	25.420	26.007	26.526	26.886	27.168	27.382	27.528	27.581
55-59	17.508	18.272	19.172	20.127	21.031	21.812	22.682	23.425	24.071	24.641	25.135
60-64	13.215	13.557	13.957	14.447	15.064	15.827	16.541	17.366	18.243	19.080	19.798
65-69	12.872	13.098	13.338	13.589	13.857	14.151	14.532	14.962	15.488	16.166	17.000
70-74	10.982	11.201	11.406	11.609	11.810	12.020	12.259	12.497	12.753	13.024	13.307
75+	16.105	16.502	16.909	17.328	17.760	18.200	18.677	19.141	19.612	20.096	20.577
JUMLAH	353.037	354.563	356.057	357.518	358.809	360.000	361.205	362.171	363.179	364.232	364.989



Tabel II.6.3  
 PROYEKSI PENDUDUK  
 MENURUT JENIS KELAMIN DAN KELOMPOK UMUR  
 TAHUN 2010 - 2020

PURWOREJO

LAKI-LAKI + PEREMPUAN

KELOMPOK UMUR	2010	2011	2012	2013	2014	2015	2016	2017	2018	2019	2020
(1)	(2)	(3)	(4)	(5)	(6)	(7)	(8)	(9)	(10)	(11)	(12)
0-4	54.973	54.576	54.015	53.395	52.738	52.012	51.075	50.182	49.355	48.583	47.848
5-9	58.349	57.748	57.310	56.993	56.624	56.183	55.820	55.261	54.646	54.008	53.281
10-14	63.365	62.880	62.146	61.227	60.332	59.638	59.069	58.631	58.322	57.977	57.536
15-19	57.605	57.872	58.168	58.367	58.375	58.208	57.832	57.193	56.384	55.612	55.004
20-24	41.522	41.396	41.553	41.861	42.203	42.490	42.812	43.131	43.377	43.492	43.455
25-29	40.981	40.249	39.449	38.721	38.184	37.923	37.918	38.156	38.538	38.965	39.329
30-34	44.798	44.233	43.691	43.089	42.441	41.684	40.997	40.214	39.506	39.003	38.767
35-39	48.402	48.224	48.039	47.883	47.629	47.376	46.823	46.266	45.648	44.993	44.204
40-44	54.475	54.433	54.275	54.026	53.715	53.388	53.235	53.041	52.882	52.632	52.363
45-49	53.597	54.101	54.542	54.897	55.120	55.213	55.218	55.070	54.837	54.553	54.237
50-54	46.140	47.556	48.758	49.783	50.669	51.482	52.018	52.467	52.832	53.087	53.198
55-59	34.571	36.112	37.736	39.347	40.825	42.106	43.453	44.578	45.543	46.395	47.164
60-64	24.903	25.732	26.769	27.980	29.318	30.753	32.169	33.644	35.111	36.472	37.645
65-69	24.321	24.756	25.168	25.640	26.271	27.129	28.078	29.236	30.586	32.087	33.693
70-74	20.463	20.912	21.369	21.820	22.240	22.632	23.090	23.512	23.996	24.631	25.468
75+	28.142	28.902	29.690	30.498	31.322	32.169	33.079	33.992	34.914	35.826	36.719
JUMLAH	696.607	699.682	702.678	705.527	708.006	710.386	712.686	714.574	716.477	718.316	719.911

Tabel II.7.1  
 PROYEKSI PENDUDUK  
 MENURUT JENIS KELAMIN DAN KELOMPOK UMUR  
 TAHUN 2010 - 2020

WONOSOBO

LAKI-LAKI

KELOMPOK UMUR	2010	2011	2012	2013	2014	2015	2016	2017	2018	2019	2020
(1)	(2)	(3)	(4)	(5)	(6)	(7)	(8)	(9)	(10)	(11)	(12)
0-4	35.536	35.410	35.186	34.900	34.583	34.171	33.661	33.190	32.745	32.326	31.938
5-9	35.869	35.628	35.470	35.430	35.356	35.273	35.157	34.945	34.657	34.345	33.937
10-14	36.864	36.722	36.400	35.960	35.541	35.250	35.022	34.875	34.829	34.755	34.670
15-19	31.641	32.015	32.377	32.662	32.807	32.825	32.717	32.449	32.059	31.691	31.438
20-24	27.423	27.546	27.868	28.311	28.766	29.171	29.580	29.982	30.295	30.483	30.547
25-29	27.568	27.208	26.829	26.511	26.341	26.340	26.529	26.913	27.408	27.923	28.388
30-34	28.924	28.575	28.233	27.853	27.489	27.095	26.771	26.425	26.127	25.984	26.002
35-39	29.071	29.078	29.067	29.064	28.953	28.830	28.497	28.169	27.791	27.435	27.045
40-44	27.942	28.037	28.075	28.067	28.020	27.954	27.968	27.965	27.958	27.852	27.732
45-49	25.430	25.671	25.911	26.141	26.323	26.451	26.550	26.594	26.585	26.543	26.482
50-54	21.562	22.117	22.582	22.986	23.346	23.696	23.933	24.170	24.386	24.563	24.686
55-59	17.418	18.275	19.077	19.818	20.478	21.060	21.617	22.087	22.486	22.850	23.201
60-64	12.195	12.745	13.454	14.262	15.071	15.830	16.624	17.371	18.054	18.670	19.210
65-69	10.214	10.434	10.624	10.860	11.223	11.769	12.320	13.025	13.816	14.616	15.363
70-74	7.358	7.562	7.783	8.005	8.204	8.373	8.571	8.744	8.952	9.269	9.738
75+	8.407	8.690	8.986	9.293	9.602	9.920	10.258	10.612	10.967	11.307	11.635
JUMLAH	383.422	385.713	387.922	390.123	392.103	394.008	395.775	397.516	399.115	400.612	402.012

Tabel II.7.2  
PROYEKSI PENDUDUK  
MENURUT JENIS KELAMIN DAN KELOMPOK UMUR  
TAHUN 2010 - 2020

WONOSOBO

PEREMPUAN

KELOMPOK UMUR	2010	2011	2012	2013	2014	2015	2016	2017	2018	2019	2020
(1)	(2)	(3)	(4)	(5)	(6)	(7)	(8)	(9)	(10)	(11)	(12)
0-4	34.140	34.038	33.793	33.540	33.269	32.983	32.515	32.067	31.647	31.270	30.911
5-9	34.563	34.358	34.232	34.140	34.025	33.809	33.720	33.492	33.242	32.984	32.711
10-14	34.556	34.435	34.178	33.830	33.488	33.222	33.036	32.928	32.838	32.736	32.538
15-19	28.081	28.225	28.386	28.535	28.628	28.649	28.574	28.389	28.115	27.855	27.659
20-24	25.535	25.464	25.533	25.685	25.875	26.036	26.241	26.460	26.657	26.809	26.892
25-29	27.858	27.447	26.931	26.452	26.084	25.907	25.897	26.034	26.246	26.504	26.738
30-34	29.346	29.190	29.028	28.827	28.550	28.136	27.742	27.243	26.772	26.413	26.257
35-39	29.186	29.198	29.192	29.219	29.241	29.258	29.114	28.965	28.764	28.494	28.093
40-44	28.273	28.359	28.358	28.315	28.248	28.169	28.189	28.194	28.218	28.243	28.268
45-49	25.142	25.579	25.942	26.242	26.471	26.619	26.710	26.718	26.677	26.618	26.552
50-54	20.857	21.779	22.583	23.298	23.940	24.517	24.954	25.319	25.613	25.843	25.998
55-59	16.112	16.890	17.801	18.776	19.716	20.541	21.465	22.273	22.984	23.625	24.205
60-64	12.240	12.604	13.010	13.503	14.130	14.908	15.643	16.497	17.409	18.289	19.069
65-69	9.927	10.149	10.377	10.615	10.862	11.118	11.451	11.817	12.260	12.830	13.554
70-74	7.340	7.518	7.684	7.845	8.012	8.187	8.384	8.584	8.791	9.003	9.220
75+	9.604	9.882	10.163	10.451	10.749	11.055	11.383	11.711	12.036	12.376	12.726
JUMLAH	372.760	375.115	377.191	379.273	381.288	383.114	385.018	386.691	388.269	389.892	391.391

Tabel II.7.3  
 PROYEKSI PENDUDUK  
 MENURUT JENIS KELAMIN DAN KELOMPOK UMUR  
 TAHUN 2010 - 2020

WONOSOBO

LAKI-LAKI + PEREMPUAN

KELOMPOK UMUR	2010	2011	2012	2013	2014	2015	2016	2017	2018	2019	2020
(1)	(2)	(3)	(4)	(5)	(6)	(7)	(8)	(9)	(10)	(11)	(12)
0-4	69.676	69.448	68.979	68.440	67.852	67.154	66.176	65.257	64.392	63.596	62.849
5-9	70.432	69.986	69.702	69.570	69.381	69.082	68.877	68.437	67.899	67.329	66.648
10-14	71.420	71.157	70.578	69.790	69.029	68.472	68.058	67.803	67.667	67.491	67.208
15-19	59.722	60.240	60.763	61.197	61.435	61.474	61.291	60.838	60.174	59.546	59.097
20-24	52.958	53.010	53.401	53.996	54.641	55.207	55.821	56.442	56.952	57.292	57.439
25-29	55.426	54.655	53.760	52.963	52.425	52.247	52.426	52.947	53.654	54.427	55.126
30-34	58.270	57.765	57.261	56.680	56.039	55.231	54.513	53.668	52.899	52.397	52.259
35-39	58.257	58.276	58.259	58.283	58.194	58.088	57.611	57.134	56.555	55.929	55.138
40-44	56.215	56.396	56.433	56.382	56.268	56.123	56.157	56.159	56.176	56.095	56.000
45-49	50.572	51.250	51.853	52.383	52.794	53.070	53.260	53.312	53.262	53.161	53.034
50-54	42.419	43.896	45.165	46.284	47.286	48.213	48.887	49.489	49.999	50.406	50.684
55-59	33.530	35.165	36.878	38.594	40.194	41.601	43.082	44.360	45.470	46.475	47.406
60-64	24.435	25.349	26.464	27.765	29.201	30.738	32.267	33.868	35.463	36.959	38.279
65-69	20.141	20.583	21.001	21.475	22.085	22.887	23.771	24.842	26.076	27.446	28.917
70-74	14.698	15.080	15.467	15.850	16.216	16.560	16.955	17.328	17.743	18.272	18.958
75+	18.011	18.572	19.149	19.744	20.351	20.975	21.641	22.323	23.003	23.683	24.361
JUMLAH	756.182	760.828	765.113	769.396	773.391	777.122	780.793	784.207	787.384	790.504	793.403

Tabel II.8.1  
PROYEKSI PENDUDUK  
MENURUT JENIS KELAMIN DAN KELOMPOK UMUR  
TAHUN 2010 - 2020

MAGELANG

LAKI-LAKI

KELOMPOK UMUR	2010	2011	2012	2013	2014	2015	2016	2017	2018	2019	2020
(1)	(2)	(3)	(4)	(5)	(6)	(7)	(8)	(9)	(10)	(11)	(12)
0-4	51.631	51.685	51.578	51.353	51.100	50.702	50.165	49.659	49.209	48.792	48.411
5-9	51.756	51.648	51.637	51.776	51.885	51.977	52.035	51.931	51.727	51.483	51.091
10-14	53.544	53.585	53.341	52.899	52.501	52.287	52.179	52.167	52.327	52.442	52.540
15-19	51.402	52.251	53.068	53.741	54.206	54.460	54.518	54.288	53.870	53.486	53.287
20-24	43.124	43.521	44.213	45.089	46.007	46.846	47.714	48.556	49.278	49.798	50.119
25-29	42.488	42.127	41.715	41.379	41.287	41.456	41.940	42.716	43.693	44.708	45.648
30-34	45.288	44.952	44.598	44.170	43.774	43.326	42.996	42.610	42.317	42.264	42.477
35-39	45.640	45.863	46.038	46.212	46.227	46.222	45.892	45.543	45.131	44.744	44.299
40-44	44.213	44.570	44.816	44.977	45.090	45.170	45.394	45.569	45.757	45.782	45.781
45-49	39.640	40.203	40.750	41.270	41.732	42.108	42.453	42.692	42.867	42.984	43.068
50-54	35.548	36.633	37.561	38.379	39.143	39.896	40.473	41.037	41.587	42.069	42.463
55-59	27.408	28.889	30.283	31.581	32.771	33.840	34.890	35.793	36.600	37.351	38.086
60-64	20.286	21.299	22.582	24.026	25.499	26.893	28.367	29.759	31.068	32.263	33.340
65-69	16.191	16.619	16.992	17.434	18.093	19.054	20.032	21.262	22.656	24.068	25.410
70-74	11.930	12.317	12.730	13.144	13.525	13.863	14.254	14.600	15.012	15.611	16.470
75+	14.000	14.545	15.106	15.677	16.268	16.873	17.519	18.202	18.893	19.568	20.218
JUMLAH	594.089	600.707	607.008	613.107	619.108	624.973	630.821	636.384	641.992	647.413	652.708

Tabel II.8.2  
 PROYEKSI PENDUDUK  
 MENURUT JENIS KELAMIN DAN KELOMPOK UMUR  
 TAHUN 2010 - 2020

MAGELANG											PEREMPUAN
KELOMPOK UMUR	2010	2011	2012	2013	2014	2015	2016	2017	2018	2019	2020
(1)	(2)	(3)	(4)	(5)	(6)	(7)	(8)	(9)	(10)	(11)	(12)
0-4	49.346	49.372	49.218	49.033	48.817	48.589	48.066	47.590	47.154	46.761	46.399
5-9	49.942	49.818	49.839	49.893	49.907	49.789	49.830	49.685	49.511	49.305	49.079
10-14	50.779	50.778	50.605	50.276	49.953	49.755	49.646	49.677	49.740	49.766	49.647
15-19	46.306	46.706	47.170	47.590	47.923	48.148	48.192	48.063	47.790	47.517	47.355
20-24	39.387	39.406	39.677	40.056	40.496	40.905	41.363	41.870	42.349	42.743	43.032
25-29	42.738	42.255	41.634	41.042	40.620	40.506	40.628	41.002	41.497	42.059	42.585
30-34	45.927	45.841	45.781	45.629	45.359	44.880	44.407	43.782	43.190	42.773	42.674
35-39	46.249	46.428	46.615	46.830	47.038	47.250	47.180	47.125	46.983	46.715	46.227
40-44	46.053	46.357	46.550	46.651	46.717	46.770	46.966	47.160	47.389	47.601	47.816
45-49	41.684	42.551	43.328	43.986	44.534	44.960	45.272	45.469	45.577	45.650	45.705
50-54	34.725	36.383	37.882	39.224	40.455	41.592	42.482	43.269	43.944	44.504	44.936
55-59	26.559	27.942	29.566	31.289	32.966	34.474	36.133	37.626	38.974	40.202	41.337
60-64	21.204	21.918	22.726	23.687	24.883	26.355	27.748	29.375	31.113	32.800	34.316
65-69	17.208	17.652	18.119	18.608	19.118	19.665	20.341	21.096	21.993	23.115	24.503
70-74	13.007	13.373	13.725	14.072	14.429	14.800	15.206	15.629	16.073	16.528	17.010
75+	18.793	19.408	20.043	20.700	21.378	22.085	22.842	23.594	24.356	25.139	25.948
JUMLAH	589.907	596.188	602.478	608.566	614.593	620.523	626.302	632.012	637.633	643.178	648.569

Tabel II.8.3  
 PROYEKSI PENDUDUK  
 MENURUT JENIS KELAMIN DAN KELOMPOK UMUR  
 TAHUN 2010 - 2020

MAGELANG

LAKI-LAKI + PEREMPUAN

KELOMPOK UMUR	2010	2011	2012	2013	2014	2015	2016	2017	2018	2019	2020
(1)	(2)	(3)	(4)	(5)	(6)	(7)	(8)	(9)	(10)	(11)	(12)
0-4	100.977	101.057	100.796	100.386	99.917	99.291	98.231	97.249	96.363	95.553	94.810
5-9	101.698	101.466	101.476	101.669	101.792	101.766	101.865	101.616	101.238	100.788	100.170
10-14	104.323	104.363	103.946	103.175	102.454	102.042	101.825	101.844	102.067	102.208	102.187
15-19	97.708	98.957	100.238	101.331	102.129	102.608	102.710	102.351	101.660	101.003	100.642
20-24	82.511	82.927	83.890	85.145	86.503	87.751	89.077	90.426	91.627	92.541	93.151
25-29	85.226	84.382	83.349	82.421	81.907	81.962	82.568	83.718	85.190	86.767	88.233
30-34	91.215	90.793	90.379	89.799	89.133	88.206	87.403	86.392	85.507	85.037	85.151
35-39	91.889	92.291	92.653	93.042	93.265	93.472	93.072	92.668	92.114	91.459	90.526
40-44	90.266	90.927	91.366	91.628	91.807	91.940	92.360	92.729	93.146	93.383	93.597
45-49	81.324	82.754	84.078	85.256	86.266	87.068	87.725	88.161	88.444	88.634	88.773
50-54	70.273	73.016	75.443	77.603	79.598	81.488	82.955	84.306	85.531	86.573	87.399
55-59	53.967	56.831	59.849	62.870	65.737	68.314	71.023	73.419	75.574	77.553	79.423
60-64	41.490	43.217	45.308	47.713	50.382	53.248	56.115	59.134	62.181	65.063	67.656
65-69	33.399	34.271	35.111	36.042	37.211	38.719	40.373	42.358	44.649	47.183	49.913
70-74	24.937	25.690	26.455	27.216	27.954	28.663	29.460	30.229	31.085	32.139	33.480
75+	32.793	33.953	35.149	36.377	37.646	38.958	40.361	41.796	43.249	44.707	46.166
JUMLAH	1.183.996	1.196.895	1.209.486	1.221.673	1.233.701	1.245.496	1.257.123	1.268.396	1.279.625	1.290.591	1.301.277

Tabel II.9.1  
 PROYEKSI PENDUDUK  
 MENURUT JENIS KELAMIN DAN KELOMPOK UMUR  
 TAHUN 2010 - 2020

BOYOLALI

LAKI-LAKI

KELOMPOK UMUR	2010	2011	2012	2013	2014	2015	2016	2017	2018	2019	2020
(1)	(2)	(3)	(4)	(5)	(6)	(7)	(8)	(9)	(10)	(11)	(12)
0-4	41.214	41.084	40.842	40.512	40.165	39.701	39.119	38.578	38.074	37.603	37.164
5-9	39.973	39.721	39.561	39.520	39.457	39.378	39.259	39.033	38.724	38.389	37.947
10-14	41.137	40.995	40.655	40.167	39.718	39.405	39.163	39.006	38.967	38.900	38.820
15-19	36.973	37.424	37.866	38.203	38.392	38.426	38.308	38.002	37.558	37.143	36.860
20-24	31.370	31.526	31.905	32.416	32.954	33.428	33.907	34.375	34.746	34.974	35.060
25-29	33.429	33.006	32.559	32.176	31.987	31.995	32.235	32.708	33.321	33.961	34.540
30-34	34.205	33.808	33.416	32.970	32.555	32.099	31.724	31.322	30.981	30.819	30.853
35-39	34.211	34.234	34.235	34.235	34.122	33.988	33.606	33.225	32.792	32.382	31.934
40-44	33.239	33.365	33.423	33.417	33.379	33.311	33.338	33.340	33.345	33.230	33.100
45-49	30.952	31.258	31.564	31.846	32.085	32.252	32.381	32.442	32.442	32.403	32.339
50-54	27.722	28.448	29.057	29.579	30.058	30.519	30.835	31.147	31.435	31.674	31.845
55-59	21.768	22.848	23.860	24.788	25.628	26.364	27.071	27.663	28.177	28.640	29.090
60-64	16.037	16.768	17.709	18.773	19.848	20.853	21.906	22.895	23.806	24.624	25.345
65-69	12.811	13.094	13.337	13.634	14.098	14.789	15.485	16.374	17.375	18.388	19.336
70-74	10.359	10.651	10.966	11.279	11.566	11.809	12.089	12.337	12.634	13.087	13.754
75+	13.711	14.186	14.671	15.169	15.683	16.207	16.763	17.345	17.932	18.499	19.040
JUMLAH	459.111	462.416	465.626	468.684	471.695	474.524	477.189	479.792	482.309	484.716	487.027



Tabel II.9.2  
 PROYEKSI PENDUDUK  
 MENURUT JENIS KELAMIN DAN KELOMPOK UMUR  
 TAHUN 2010 - 2020

BOYOLALI											PEREMPUAN
KELOMPOK UMUR	2010	2011	2012	2013	2014	2015	2016	2017	2018	2019	2020
(1)	(2)	(3)	(4)	(5)	(6)	(7)	(8)	(9)	(10)	(11)	(12)
0-4	38.970	38.834	38.547	38.248	37.918	37.577	37.022	36.483	35.992	35.533	35.104
5-9	38.173	37.927	37.782	37.668	37.523	37.266	37.146	36.864	36.575	36.262	35.940
10-14	38.888	38.730	38.432	38.029	37.625	37.313	37.079	36.929	36.815	36.669	36.423
15-19	34.838	35.005	35.206	35.381	35.479	35.488	35.376	35.116	34.763	34.410	34.143
20-24	32.957	32.861	32.967	33.170	33.414	33.626	33.881	34.150	34.398	34.568	34.652
25-29	35.010	34.476	33.829	33.220	32.743	32.514	32.484	32.637	32.896	33.198	33.472
30-34	35.770	35.556	35.355	35.094	34.740	34.224	33.725	33.099	32.512	32.061	31.851
35-39	34.989	34.985	34.975	34.997	35.003	35.008	34.812	34.610	34.355	34.010	33.508
40-44	35.649	35.742	35.737	35.674	35.573	35.460	35.464	35.447	35.460	35.463	35.467
45-49	32.963	33.511	33.977	34.356	34.637	34.816	34.916	34.905	34.838	34.740	34.633
50-54	28.224	29.444	30.518	31.466	32.308	33.066	33.629	34.092	34.475	34.761	34.947
55-59	21.233	22.250	23.440	24.708	25.921	26.987	28.169	29.201	30.109	30.922	31.659
60-64	18.188	18.735	19.361	20.113	21.052	22.196	23.278	24.520	25.841	27.109	28.226
65-69	14.993	15.319	15.656	16.010	16.389	16.805	17.324	17.903	18.603	19.474	20.551
70-74	12.607	12.911	13.203	13.486	13.771	14.067	14.397	14.726	15.075	15.444	15.844
75+	19.748	20.318	20.900	21.505	22.122	22.753	23.434	24.105	24.783	25.467	26.172
<b>JUMLAH</b>	<b>473.200</b>	<b>476.604</b>	<b>479.885</b>	<b>483.125</b>	<b>486.218</b>	<b>489.166</b>	<b>492.136</b>	<b>494.787</b>	<b>497.490</b>	<b>500.091</b>	<b>502.592</b>

Tabel II.9.3  
 PROYEKSI PENDUDUK  
 MENURUT JENIS KELAMIN DAN KELOMPOK UMUR  
 TAHUN 2010 - 2020

BOYOLALI

LAKI-LAKI + PEREMPUAN

KELOMPOK UMUR	2010	2011	2012	2013	2014	2015	2016	2017	2018	2019	2020
(1)	(2)	(3)	(4)	(5)	(6)	(7)	(8)	(9)	(10)	(11)	(12)
0-4	80.184	79.918	79.389	78.760	78.083	77.278	76.141	75.061	74.066	73.136	72.268
5-9	78.146	77.648	77.343	77.188	76.980	76.644	76.405	75.897	75.299	74.651	73.887
10-14	80.025	79.725	79.087	78.196	77.343	76.718	76.242	75.935	75.782	75.569	75.243
15-19	71.811	72.429	73.072	73.584	73.871	73.914	73.684	73.118	72.321	71.553	71.003
20-24	64.327	64.387	64.872	65.586	66.368	67.054	67.788	68.525	69.144	69.542	69.712
25-29	68.439	67.482	66.388	65.396	64.730	64.509	64.719	65.345	66.217	67.159	68.012
30-34	69.975	69.364	68.771	68.064	67.295	66.323	65.449	64.421	63.493	62.880	62.704
35-39	69.200	69.219	69.210	69.232	69.125	68.996	68.418	67.835	67.147	66.392	65.442
40-44	68.888	69.107	69.160	69.091	68.952	68.771	68.802	68.787	68.805	68.693	68.567
45-49	63.915	64.769	65.541	66.202	66.722	67.068	67.297	67.347	67.280	67.143	66.972
50-54	55.946	57.892	59.575	61.045	62.366	63.585	64.464	65.239	65.910	66.435	66.792
55-59	43.001	45.098	47.300	49.496	51.549	53.351	55.240	56.864	58.286	59.562	60.749
60-64	34.225	35.503	37.070	38.886	40.900	43.049	45.184	47.415	49.647	51.733	53.571
65-69	27.804	28.413	28.993	29.644	30.487	31.594	32.809	34.277	35.978	37.862	39.887
70-74	22.966	23.562	24.169	24.765	25.337	25.876	26.486	27.063	27.709	28.531	29.598
75+	33.459	34.504	35.571	36.674	37.805	38.960	40.197	41.450	42.715	43.966	45.212
JUMLAH	932.311	939.020	945.511	951.809	957.913	963.690	969.325	974.579	979.799	984.807	989.619

Tabel II.10.1  
PROYEKSI PENDUDUK  
MENURUT JENIS KELAMIN DAN KELOMPOK UMUR  
TAHUN 2010 - 2020

KLATEN

LAKI-LAKI

KELOMPOK UMUR	2010	2011	2012	2013	2014	2015	2016	2017	2018	2019	2020
(1)	(2)	(3)	(4)	(5)	(6)	(7)	(8)	(9)	(10)	(11)	(12)
0-4	47.184	46.926	46.543	46.061	45.550	44.923	44.162	43.447	42.780	42.147	41.553
5-9	46.057	45.661	45.373	45.219	45.035	44.843	44.604	44.239	43.788	43.302	42.701
10-14	45.245	44.985	44.507	43.871	43.273	42.835	42.472	42.201	42.061	41.885	41.698
15-19	43.898	44.332	44.752	45.044	45.152	45.091	44.850	44.384	43.764	43.172	42.741
20-24	38.601	38.701	39.077	39.609	40.168	40.653	41.140	41.606	41.959	42.130	42.133
25-29	40.709	40.101	39.465	38.911	38.587	38.509	38.710	39.182	39.825	40.488	41.079
30-34	42.558	41.966	41.383	40.737	40.125	39.473	38.922	38.334	37.828	37.539	37.491
35-39	42.091	42.021	41.924	41.828	41.585	41.329	40.768	40.209	39.594	39.003	38.370
40-44	42.135	42.198	42.172	42.067	41.914	41.734	41.671	41.573	41.482	41.237	40.978
45-49	38.691	38.982	39.274	39.533	39.731	39.846	39.913	39.892	39.801	39.654	39.481
50-54	34.053	34.864	35.529	36.082	36.576	37.052	37.347	37.635	37.897	38.091	38.204
55-59	27.428	28.720	29.925	31.018	31.989	32.831	33.634	34.289	34.842	35.330	35.798
60-64	19.840	20.696	21.807	23.062	24.324	25.500	26.723	27.864	28.903	29.824	30.625
65-69	16.860	17.192	17.471	17.818	18.377	19.236	20.094	21.196	22.441	23.688	24.851
70-74	12.631	12.956	13.308	13.658	13.969	14.230	14.537	14.798	15.119	15.622	16.378
75+	17.716	18.286	18.869	19.467	20.074	20.695	21.351	22.043	22.740	23.401	24.025
JUMLAH	555.697	558.587	561.379	563.985	566.429	568.780	570.898	572.892	574.824	576.513	578.106

Tabel II.10.2  
PROYEKSI PENDUDUK  
MENURUT JENIS KELAMIN DAN KELOMPOK UMUR  
TAHUN 2010 - 2020

KLATEN											PEREMPUAN
KELOMPOK UMUR	2010	2011	2012	2013	2014	2015	2016	2017	2018	2019	2020
(1)	(2)	(3)	(4)	(5)	(6)	(7)	(8)	(9)	(10)	(11)	(12)
0-4	45.091	44.823	44.379	43.911	43.420	42.916	42.165	41.460	40.801	40.178	39.603
5-9	43.337	42.950	42.676	42.432	42.153	41.756	41.507	41.102	40.679	40.226	39.777
10-14	42.392	42.115	41.686	41.135	40.591	40.150	39.788	39.540	39.320	39.063	38.710
15-19	42.448	42.549	42.687	42.781	42.792	42.692	42.438	42.034	41.505	40.980	40.568
20-24	38.398	38.186	38.200	38.322	38.491	38.624	38.803	39.020	39.199	39.292	39.295
25-29	41.763	41.023	40.148	39.313	38.642	38.273	38.127	38.219	38.419	38.671	38.896
30-34	43.161	42.802	42.454	42.028	41.494	40.773	40.068	39.234	38.441	37.803	37.463
35-39	43.723	43.609	43.489	43.392	43.286	43.180	42.820	42.475	42.057	41.526	40.819
40-44	45.067	45.071	44.954	44.749	44.505	44.250	44.135	44.016	43.925	43.817	43.719
45-49	42.749	43.351	43.836	44.203	44.446	44.565	44.572	44.459	44.265	44.029	43.792
50-54	35.649	37.089	38.336	39.411	40.353	41.195	41.779	42.258	42.625	42.866	42.997
55-59	28.534	29.830	31.335	32.924	34.434	35.748	37.193	38.452	39.540	40.491	41.349
60-64	22.971	23.608	24.339	25.224	26.329	27.690	28.959	30.432	31.994	33.470	34.764
65-69	19.572	19.949	20.336	20.739	21.175	21.653	22.259	22.953	23.787	24.837	26.151
70-74	15.685	16.024	16.345	16.651	16.960	17.278	17.634	17.997	18.382	18.785	19.230
75+	25.734	26.407	27.097	27.802	28.528	29.272	30.073	30.858	31.648	32.439	33.262
<b>JUMLAH</b>	<b>576.274</b>	<b>579.386</b>	<b>582.297</b>	<b>585.017</b>	<b>587.599</b>	<b>590.015</b>	<b>592.320</b>	<b>594.509</b>	<b>596.587</b>	<b>598.473</b>	<b>600.395</b>

Tabel II.10.3  
PROYEKSI PENDUDUK  
MENURUT JENIS KELAMIN DAN KELOMPOK UMUR  
TAHUN 2010 - 2020

KLATEN

LAKI-LAKI + PEREMPUAN

KELOMPOK UMUR	2010	2011	2012	2013	2014	2015	2016	2017	2018	2019	2020
(1)	(2)	(3)	(4)	(5)	(6)	(7)	(8)	(9)	(10)	(11)	(12)
0-4	92.275	91.749	90.922	89.972	88.970	87.839	86.327	84.907	83.581	82.325	81.156
5-9	89.394	88.611	88.049	87.651	87.188	86.599	86.111	85.341	84.467	83.528	82.478
10-14	87.637	87.100	86.193	85.006	83.864	82.985	82.260	81.741	81.381	80.948	80.408
15-19	86.346	86.881	87.439	87.825	87.944	87.783	87.288	86.418	85.269	84.152	83.309
20-24	76.999	76.887	77.277	77.931	78.659	79.277	79.943	80.626	81.158	81.422	81.428
25-29	82.472	81.124	79.613	78.224	77.229	76.782	76.837	77.401	78.244	79.159	79.975
30-34	85.719	84.768	83.837	82.765	81.619	80.246	78.990	77.568	76.269	75.342	74.954
35-39	85.814	85.630	85.413	85.220	84.871	84.509	83.588	82.684	81.651	80.529	79.189
40-44	87.202	87.269	87.126	86.816	86.419	85.984	85.806	85.589	85.407	85.054	84.697
45-49	81.440	82.333	83.110	83.736	84.177	84.411	84.485	84.351	84.066	83.683	83.273
50-54	69.702	71.953	73.865	75.493	76.929	78.247	79.126	79.893	80.522	80.957	81.201
55-59	55.962	58.550	61.260	63.942	66.423	68.579	70.827	72.741	74.382	75.821	77.147
60-64	42.811	44.304	46.146	48.286	50.653	53.190	55.682	58.296	60.897	63.294	65.389
65-69	36.432	37.141	37.807	38.557	39.552	40.889	42.353	44.149	46.228	48.525	51.002
70-74	28.316	28.980	29.653	30.309	30.929	31.508	32.171	32.795	33.501	34.407	35.608
75+	43.450	44.693	45.966	47.269	48.602	49.967	51.424	52.901	54.388	55.840	57.287
JUMLAH	1.131.971	1.137.973	1.143.676	1.149.002	1.154.028	1.158.795	1.163.218	1.167.401	1.171.411	1.174.986	1.178.501

Tabel II.11.1  
PROYEKSI PENDUDUK  
MENURUT JENIS KELAMIN DAN KELOMPOK UMUR  
TAHUN 2010 - 2020

SUKOHARJO

LAKI-LAKI

KELOMPOK UMUR	2010	2011	2012	2013	2014	2015	2016	2017	2018	2019	2020
(1)	(2)	(3)	(4)	(5)	(6)	(7)	(8)	(9)	(10)	(11)	(12)
0-4	34.381	34.385	34.292	34.122	33.929	33.638	33.248	32.892	32.559	32.253	31.968
5-9	34.087	33.985	33.956	34.026	34.073	34.107	34.111	34.021	33.851	33.660	33.368
10-14	34.015	34.010	33.835	33.533	33.257	33.094	32.993	32.965	33.030	33.071	33.099
15-19	33.230	33.747	34.254	34.666	34.940	35.076	35.079	34.910	34.605	34.322	34.160
20-24	31.862	32.125	32.616	33.242	33.894	34.484	35.088	35.684	36.177	36.523	36.719
25-29	32.852	32.543	32.204	31.924	31.831	31.935	32.276	32.853	33.568	34.315	35.000
30-34	34.285	33.999	33.711	33.366	33.045	32.679	32.398	32.088	31.832	31.762	31.889
35-39	32.123	32.250	32.353	32.454	32.443	32.413	32.149	31.885	31.563	31.262	30.918
40-44	31.250	31.473	31.628	31.721	31.779	31.809	31.935	32.037	32.137	32.122	32.089
45-49	27.914	28.284	28.652	28.997	29.302	29.541	29.755	29.904	29.993	30.047	30.075
50-54	24.082	24.793	25.405	25.942	26.441	26.926	27.289	27.653	27.993	28.291	28.525
55-59	18.407	19.383	20.306	21.163	21.944	22.642	23.321	23.909	24.423	24.901	25.364
60-64	13.167	13.812	14.634	15.561	16.503	17.390	18.324	19.212	20.036	20.787	21.459
65-69	10.538	10.805	11.041	11.321	11.741	12.355	12.977	13.765	14.651	15.549	16.401
70-74	7.406	7.639	7.891	8.143	8.373	8.575	8.807	9.015	9.261	9.622	10.141
75+	9.588	9.953	10.323	10.706	11.104	11.507	11.936	12.390	12.848	13.295	13.728
JUMLAH	409.187	413.186	417.101	420.887	424.599	428.171	431.686	435.183	438.527	441.782	444.903

Tabel II.11.2  
 PROYEKSI PENDUDUK  
 MENURUT JENIS KELAMIN DAN KELOMPOK UMUR  
 TAHUN 2010 - 2020

SUKOHARJO

PEREMPUAN

KELOMPOK UMUR	2010	2011	2012	2013	2014	2015	2016	2017	2018	2019	2020
(1)	(2)	(3)	(4)	(5)	(6)	(7)	(8)	(9)	(10)	(11)	(12)
0-4	32.568	32.583	32.462	32.320	32.158	31.992	31.634	31.295	30.990	30.712	30.454
5-9	32.552	32.468	32.463	32.478	32.467	32.373	32.386	32.265	32.134	31.980	31.814
10-14	32.276	32.273	32.142	31.915	31.689	31.549	31.465	31.460	31.481	31.478	31.383
15-19	34.738	35.054	35.393	35.700	35.931	36.082	36.097	35.968	35.734	35.508	35.361
20-24	33.788	33.824	34.057	34.387	34.766	35.124	35.519	35.940	36.337	36.658	36.883
25-29	34.874	34.477	33.955	33.460	33.099	32.998	33.089	33.376	33.769	34.212	34.626
30-34	36.348	36.270	36.194	36.049	35.809	35.416	35.027	34.509	34.028	33.684	33.589
35-39	33.120	33.247	33.359	33.495	33.619	33.754	33.685	33.617	33.492	33.280	32.911
40-44	31.741	31.947	32.058	32.110	32.131	32.155	32.272	32.383	32.516	32.646	32.771
45-49	28.099	28.683	29.191	29.622	29.970	30.244	30.437	30.545	30.598	30.626	30.642
50-54	22.834	23.929	24.905	25.778	26.571	27.310	27.882	28.378	28.803	29.153	29.419
55-59	17.266	18.165	19.209	20.322	21.403	22.377	23.449	24.404	25.265	26.048	26.770
60-64	13.863	14.329	14.850	15.470	16.240	17.196	18.097	19.141	20.258	21.341	22.313
65-69	11.221	11.511	11.807	12.117	12.442	12.792	13.227	13.707	14.282	15.001	15.890
70-74	8.476	8.714	8.940	9.161	9.387	9.625	9.886	10.151	10.430	10.722	11.033
75+	12.831	13.255	13.687	14.121	14.580	15.049	15.559	16.052	16.561	17.081	17.614
JUMLAH	416.595	420.729	424.672	428.505	432.262	436.036	439.711	443.191	446.678	450.130	453.473

Tabel II.11.3  
PROYEKSI PENDUDUK  
MENURUT JENIS KELAMIN DAN KELOMPOK UMUR  
TAHUN 2010 - 2020

SUKOHARJO

LAKI-LAKI + PEREMPUAN

KELOMPOK UMUR	2010	2011	2012	2013	2014	2015	2016	2017	2018	2019	2020
(1)	(2)	(3)	(4)	(5)	(6)	(7)	(8)	(9)	(10)	(11)	(12)
0-4	66.949	66.968	66.754	66.442	66.087	65.630	64.882	64.187	63.549	62.965	62.422
5-9	66.639	66.453	66.419	66.504	66.540	66.480	66.497	66.286	65.985	65.640	65.182
10-14	66.291	66.283	65.977	65.448	64.946	64.643	64.458	64.425	64.511	64.549	64.482
15-19	67.968	68.801	69.647	70.366	70.871	71.158	71.176	70.878	70.339	69.830	69.521
20-24	65.650	65.949	66.673	67.629	68.660	69.608	70.607	71.624	72.514	73.181	73.602
25-29	67.726	67.020	66.159	65.384	64.930	64.933	65.365	66.229	67.337	68.527	69.626
30-34	70.633	70.269	69.905	69.415	68.854	68.095	67.425	66.597	65.860	65.446	65.478
35-39	65.243	65.497	65.712	65.949	66.062	66.167	65.834	65.502	65.055	64.542	63.829
40-44	62.991	63.420	63.686	63.831	63.910	63.964	64.207	64.420	64.653	64.768	64.860
45-49	56.013	56.967	57.843	58.619	59.272	59.785	60.192	60.449	60.591	60.673	60.717
50-54	46.916	48.722	50.310	51.720	53.012	54.236	55.171	56.031	56.796	57.444	57.944
55-59	35.673	37.548	39.515	41.485	43.347	45.019	46.770	48.313	49.688	50.949	52.134
60-64	27.030	28.141	29.484	31.031	32.743	34.586	36.421	38.353	40.294	42.128	43.772
65-69	21.759	22.316	22.848	23.438	24.183	25.147	26.204	27.472	28.933	30.550	32.291
70-74	15.882	16.353	16.831	17.304	17.760	18.200	18.693	19.166	19.691	20.344	21.174
75+	22.419	23.208	24.010	24.827	25.684	26.556	27.495	28.442	29.409	30.376	31.342
JUMLAH	825.782	833.915	841.773	849.392	856.861	864.207	871.397	878.374	885.205	891.912	898.376



Tabel II.12.1  
 PROYEKSI PENDUDUK  
 MENURUT JENIS KELAMIN DAN KELOMPOK UMUR  
 TAHUN 2010 - 2020

WONOGIRI

LAKI-LAKI

KELOMPOK UMUR	2010	2011	2012	2013	2014	2015	2016	2017	2018	2019	2020
(1)	(2)	(3)	(4)	(5)	(6)	(7)	(8)	(9)	(10)	(11)	(12)
0-4	33.287	32.990	32.618	32.181	31.728	31.196	30.578	29.998	29.447	28.936	28.454
5-9	35.636	35.208	34.875	34.652	34.404	34.153	33.873	33.502	33.058	32.606	32.069
10-14	38.027	37.679	37.162	36.519	35.910	35.440	35.036	34.715	34.495	34.259	34.018
15-19	32.793	33.003	33.209	33.325	33.303	33.157	32.882	32.451	31.899	31.386	30.990
20-24	23.376	23.357	23.509	23.758	24.019	24.234	24.453	24.660	24.794	24.831	24.768
25-29	25.640	25.170	24.694	24.272	23.995	23.875	23.929	24.153	24.473	24.816	25.115
30-34	28.542	28.048	27.572	27.059	26.570	26.059	25.619	25.161	24.755	24.502	24.406
35-39	32.417	32.251	32.076	31.905	31.622	31.332	30.817	30.308	29.754	29.232	28.686
40-44	35.412	35.342	35.211	35.016	34.781	34.527	34.374	34.197	34.018	33.729	33.430
45-49	34.648	34.790	34.939	35.063	35.129	35.125	35.082	34.963	34.777	34.558	34.319
50-54	32.821	33.485	34.016	34.441	34.805	35.152	35.328	35.499	35.638	35.726	35.741
55-59	28.492	29.731	30.882	31.912	32.808	33.572	34.290	34.862	35.316	35.716	36.095
60-64	22.041	22.914	24.069	25.376	26.683	27.888	29.141	30.297	31.333	32.245	33.025
65-69	17.900	18.191	18.426	18.737	19.265	20.105	20.939	22.027	23.248	24.477	25.612
70-74	13.467	13.766	14.098	14.424	14.708	14.937	15.213	15.444	15.732	16.211	16.952
75+	17.873	18.389	18.916	19.454	19.997	20.555	21.146	21.767	22.387	22.976	23.530
JUMLAH	452.372	454.314	456.272	458.094	459.727	461.307	462.700	464.004	465.124	466.206	467.210

Tabel II.12.2  
 PROYEKSI PENDUDUK  
 MENURUT JENIS KELAMIN DAN KELOMPOK UMUR  
 TAHUN 2010 - 2020

WONOGIRI

PEREMPUAN

KELOMPOK UMUR	2010	2011	2012	2013	2014	2015	2016	2017	2018	2019	2020
(1)	(2)	(3)	(4)	(5)	(6)	(7)	(8)	(9)	(10)	(11)	(12)
0-4	32.063	31.783	31.385	30.968	30.523	30.089	29.478	28.899	28.353	27.844	27.360
5-9	33.642	33.248	32.950	32.668	32.351	31.964	31.680	31.277	30.860	30.435	30.003
10-14	35.578	35.244	34.794	34.239	33.678	33.224	32.831	32.528	32.247	31.952	31.564
15-19	31.112	31.096	31.113	31.095	31.001	30.847	30.578	30.194	29.725	29.268	28.887
20-24	25.802	25.593	25.550	25.570	25.615	25.649	25.702	25.776	25.820	25.811	25.736
25-29	29.573	28.969	28.284	27.630	27.088	26.767	26.602	26.603	26.678	26.794	26.881
30-34	31.428	31.070	30.727	30.328	29.844	29.250	28.665	27.992	27.348	26.830	26.519
35-39	35.319	35.128	34.937	34.763	34.564	34.386	33.996	33.618	33.180	32.671	32.015
40-44	37.923	37.819	37.618	37.343	37.022	36.712	36.511	36.303	36.117	35.930	35.740
45-49	37.004	37.418	37.740	37.949	38.039	38.037	37.932	37.725	37.444	37.141	36.827
50-54	34.147	35.427	36.522	37.443	38.217	38.910	39.350	39.685	39.904	40.022	40.020
55-59	27.504	28.671	30.046	31.497	32.855	34.032	35.327	36.429	37.360	38.167	38.868
60-64	23.182	23.738	24.384	25.175	26.181	27.465	28.638	30.021	31.481	32.867	34.055
65-69	20.076	20.402	20.745	21.097	21.468	21.884	22.428	23.046	23.805	24.783	26.013
70-74	16.508	16.816	17.104	17.375	17.640	17.923	18.241	18.561	18.897	19.260	19.655
75+	27.253	27.880	28.533	29.196	29.869	30.571	31.316	32.045	32.763	33.511	34.249
JUMLAH	478.114	480.302	482.432	484.336	485.955	487.710	489.275	490.702	491.982	493.286	494.392

Tabel II.12.3  
PROYEKSI PENDUDUK  
MENURUT JENIS KELAMIN DAN KELOMPOK UMUR  
TAHUN 2010 - 2020

WONOGIRI

LAKI-LAKI + PEREMPUAN

KELOMPOK UMUR	2010	2011	2012	2013	2014	2015	2016	2017	2018	2019	2020
(1)	(2)	(3)	(4)	(5)	(6)	(7)	(8)	(9)	(10)	(11)	(12)
0-4	65.350	64.773	64.003	63.149	62.251	61.285	60.056	58.897	57.800	56.780	55.814
5-9	69.278	68.456	67.825	67.320	66.755	66.117	65.553	64.779	63.918	63.041	62.072
10-14	73.605	72.923	71.956	70.758	69.588	68.664	67.867	67.243	66.742	66.211	65.582
15-19	63.905	64.099	64.322	64.420	64.304	64.004	63.460	62.645	61.624	60.654	59.877
20-24	49.178	48.950	49.059	49.328	49.634	49.883	50.155	50.436	50.614	50.642	50.504
25-29	55.213	54.139	52.978	51.902	51.083	50.642	50.531	50.756	51.151	51.610	51.996
30-34	59.970	59.118	58.299	57.387	56.414	55.309	54.284	53.153	52.103	51.332	50.925
35-39	67.736	67.379	67.013	66.668	66.186	65.718	64.813	63.926	62.934	61.903	60.701
40-44	73.335	73.161	72.829	72.359	71.803	71.239	70.885	70.500	70.135	69.659	69.170
45-49	71.652	72.208	72.679	73.012	73.168	73.162	73.014	72.688	72.221	71.699	71.146
50-54	66.968	68.912	70.538	71.884	73.022	74.062	74.678	75.184	75.542	75.748	75.761
55-59	55.996	58.402	60.928	63.409	65.663	67.604	69.617	71.291	72.676	73.883	74.963
60-64	45.223	46.652	48.453	50.551	52.864	55.353	57.779	60.318	62.814	65.112	67.080
65-69	37.976	38.593	39.171	39.834	40.733	41.989	43.367	45.073	47.053	49.260	51.625
70-74	29.975	30.582	31.202	31.799	32.348	32.860	33.454	34.005	34.629	35.471	36.607
75+	45.126	46.269	47.449	48.650	49.866	51.126	52.462	53.812	55.150	56.487	57.779
JUMLAH	930.486	934.616	938.704	942.430	945.682	949.017	951.975	954.706	957.106	959.492	961.602

Tabel II.13.1  
 PROYEKSI PENDUDUK  
 MENURUT JENIS KELAMIN DAN KELOMPOK UMUR  
 TAHUN 2010 - 2020

KARANGANYAR

LAKI-LAKI

KELOMPOK UMUR	2010	2011	2012	2013	2014	2015	2016	2017	2018	2019	2020
(1)	(2)	(3)	(4)	(5)	(6)	(7)	(8)	(9)	(10)	(11)	(12)
0-4	35.813	35.843	35.764	35.611	35.438	35.162	34.781	34.423	34.109	33.815	33.548
5-9	35.060	34.978	34.966	35.065	35.140	35.203	35.232	35.155	35.015	34.844	34.576
10-14	34.134	34.152	33.995	33.716	33.463	33.326	33.248	33.235	33.335	33.402	33.462
15-19	31.006	31.510	32.000	32.407	32.690	32.843	32.870	32.725	32.471	32.234	32.110
20-24	28.600	28.855	29.312	29.895	30.504	31.062	31.628	32.179	32.658	32.996	33.204
25-29	30.836	30.567	30.265	30.023	29.959	30.081	30.424	30.981	31.689	32.418	33.098
30-34	32.324	32.075	31.821	31.517	31.238	30.917	30.673	30.392	30.182	30.138	30.287
35-39	31.598	31.745	31.864	31.987	32.000	31.996	31.758	31.511	31.225	30.951	30.640
40-44	30.966	31.207	31.378	31.493	31.575	31.630	31.778	31.895	32.027	32.036	32.033
45-49	27.365	27.744	28.121	28.481	28.803	29.061	29.291	29.451	29.569	29.646	29.700
50-54	25.440	26.209	26.871	27.458	28.008	28.544	28.950	29.349	29.739	30.079	30.358
55-59	19.430	20.475	21.462	22.383	23.228	23.985	24.723	25.355	25.928	26.456	26.973
60-64	13.489	14.159	15.010	15.972	16.950	17.877	18.851	19.774	20.642	21.433	22.146
65-69	10.227	10.494	10.730	11.010	11.428	12.034	12.647	13.423	14.301	15.190	16.035
70-74	7.508	7.749	8.009	8.270	8.511	8.722	8.967	9.182	9.441	9.816	10.356
75+	9.195	9.550	9.911	10.293	10.680	11.075	11.504	11.945	12.395	12.842	13.264
JUMLAH	402.991	407.312	411.479	415.581	419.615	423.518	427.325	430.975	434.726	438.296	441.790

Tabel II.13.2  
 PROYEKSI PENDUDUK  
 MENURUT JENIS KELAMIN DAN KELOMPOK UMUR  
 TAHUN 2010 - 2020

KARANGANYAR											PEREMPUAN
KELOMPOK UMUR	2010	2011	2012	2013	2014	2015	2016	2017	2018	2019	2020
(1)	(2)	(3)	(4)	(5)	(6)	(7)	(8)	(9)	(10)	(11)	(12)
0-4	33.931	33.948	33.830	33.698	33.539	33.365	33.001	32.665	32.348	32.072	31.809
5-9	33.840	33.758	33.759	33.789	33.790	33.691	33.715	33.606	33.470	33.325	33.159
10-14	32.204	32.202	32.080	31.866	31.653	31.511	31.438	31.448	31.469	31.482	31.391
15-19	30.800	31.079	31.383	31.666	31.881	32.014	32.037	31.940	31.737	31.548	31.429
20-24	29.623	29.657	29.864	30.163	30.505	30.813	31.168	31.553	31.900	32.195	32.401
25-29	33.371	32.997	32.506	32.050	31.718	31.622	31.721	32.017	32.397	32.840	33.246
30-34	33.630	33.566	33.505	33.388	33.178	32.814	32.463	32.000	31.551	31.244	31.164
35-39	32.307	32.435	32.552	32.697	32.832	32.963	32.910	32.861	32.742	32.551	32.197
40-44	31.392	31.600	31.717	31.782	31.814	31.836	31.963	32.088	32.222	32.367	32.501
45-49	28.706	29.306	29.827	30.278	30.643	30.923	31.134	31.261	31.318	31.361	31.388
50-54	24.336	25.505	26.548	27.490	28.344	29.131	29.751	30.296	30.753	31.139	31.429
55-59	18.329	19.283	20.396	21.588	22.741	23.775	24.922	25.952	26.867	27.713	28.488
60-64	14.341	14.827	15.369	16.019	16.826	17.812	18.753	19.843	21.002	22.135	23.148
65-69	11.559	11.859	12.165	12.490	12.833	13.204	13.664	14.175	14.779	15.536	16.461
70-74	9.549	9.822	10.082	10.340	10.600	10.871	11.166	11.473	11.788	12.131	12.502
75+	13.894	14.355	14.829	15.314	15.814	16.335	16.890	17.443	18.009	18.584	19.176
JUMLAH	411.812	416.199	420.412	424.618	428.711	432.680	436.696	440.621	444.352	448.223	451.889

Tabel II.13.3  
 PROYEKSI PENDUDUK  
 MENURUT JENIS KELAMIN DAN KELOMPOK UMUR  
 TAHUN 2010 - 2020

KARANGANYAR

LAKI-LAKI + PEREMPUAN

KELOMPOK UMUR	2010	2011	2012	2013	2014	2015	2016	2017	2018	2019	2020
(1)	(2)	(3)	(4)	(5)	(6)	(7)	(8)	(9)	(10)	(11)	(12)
0-4	69.744	69.791	69.594	69.309	68.977	68.527	67.782	67.088	66.457	65.887	65.357
5-9	68.900	68.736	68.725	68.854	68.930	68.894	68.947	68.761	68.485	68.169	67.735
10-14	66.338	66.354	66.075	65.582	65.116	64.837	64.686	64.683	64.804	64.884	64.853
15-19	61.806	62.589	63.383	64.073	64.571	64.857	64.907	64.665	64.208	63.782	63.539
20-24	58.223	58.512	59.176	60.058	61.009	61.875	62.796	63.732	64.558	65.191	65.605
25-29	64.207	63.564	62.771	62.073	61.677	61.703	62.145	62.998	64.086	65.258	66.344
30-34	65.954	65.641	65.326	64.905	64.416	63.731	63.136	62.392	61.733	61.382	61.451
35-39	63.905	64.180	64.416	64.684	64.832	64.959	64.668	64.372	63.967	63.502	62.837
40-44	62.358	62.807	63.095	63.275	63.389	63.466	63.741	63.983	64.249	64.403	64.534
45-49	56.071	57.050	57.948	58.759	59.446	59.984	60.425	60.712	60.887	61.007	61.088
50-54	49.776	51.714	53.419	54.948	56.352	57.675	58.701	59.645	60.492	61.218	61.787
55-59	37.759	39.758	41.858	43.971	45.969	47.760	49.645	51.307	52.795	54.169	55.461
60-64	27.830	28.986	30.379	31.991	33.776	35.689	37.604	39.617	41.644	43.568	45.294
65-69	21.786	22.353	22.895	23.500	24.261	25.238	26.311	27.598	29.080	30.726	32.496
70-74	17.057	17.571	18.091	18.610	19.111	19.593	20.133	20.655	21.229	21.947	22.858
75+	23.089	23.905	24.740	25.607	26.494	27.410	28.394	29.388	30.404	31.426	32.440
JUMLAH	814.803	823.511	831.891	840.199	848.326	856.198	864.021	871.596	879.078	886.519	893.679

Tabel II.14.1  
PROYEKSI PENDUDUK  
MENURUT JENIS KELAMIN DAN KELOMPOK UMUR  
TAHUN 2010 - 2020

SRAGEN

LAKI-LAKI

KELOMPOK UMUR	2010	2011	2012	2013	2014	2015	2016	2017	2018	2019	2020
(1)	(2)	(3)	(4)	(5)	(6)	(7)	(8)	(9)	(10)	(11)	(12)
0-4	36.392	36.171	35.868	35.488	35.098	34.598	34.002	33.446	32.930	32.440	31.980
5-9	36.119	35.787	35.553	35.427	35.283	35.117	34.920	34.629	34.271	33.890	33.416
10-14	36.508	36.277	35.884	35.364	34.882	34.514	34.212	33.988	33.873	33.729	33.575
15-19	32.894	33.199	33.505	33.717	33.801	33.738	33.548	33.195	32.728	32.284	31.957
20-24	27.285	27.339	27.599	27.969	28.364	28.693	29.029	29.353	29.600	29.719	29.717
25-29	30.904	30.423	29.937	29.508	29.262	29.192	29.334	29.687	30.173	30.674	31.117
30-34	32.161	31.695	31.248	30.753	30.290	29.787	29.362	28.913	28.530	28.311	28.270
35-39	31.025	30.955	30.879	30.800	30.621	30.420	30.000	29.582	29.128	28.691	28.223
40-44	30.740	30.766	30.743	30.659	30.548	30.404	30.349	30.273	30.205	30.025	29.832
45-49	28.698	28.896	29.107	29.292	29.439	29.511	29.554	29.533	29.462	29.352	29.221
50-54	27.630	28.270	28.805	29.247	29.646	30.020	30.251	30.479	30.688	30.843	30.932
55-59	21.883	22.901	23.857	24.722	25.496	26.157	26.788	27.306	27.745	28.130	28.500
60-64	16.284	16.977	17.884	18.911	19.946	20.899	21.896	22.827	23.677	24.429	25.082
65-69	12.451	12.688	12.891	13.144	13.557	14.185	14.812	15.624	16.540	17.457	18.312
70-74	8.813	9.035	9.280	9.520	9.737	9.916	10.126	10.307	10.531	10.879	11.406
75+	11.628	11.996	12.375	12.761	13.162	13.566	13.995	14.443	14.895	15.327	15.737
JUMLAH	421.415	423.375	425.415	427.282	429.132	430.717	432.178	433.585	434.976	436.180	437.277

Tabel II.14.2  
PROYEKSI PENDUDUK  
MENURUT JENIS KELAMIN DAN KELOMPOK UMUR  
TAHUN 2010 - 2020

SRAGEN

PEREMPUAN

KELOMPOK UMUR	2010	2011	2012	2013	2014	2015	2016	2017	2018	2019	2020
(1)	(2)	(3)	(4)	(5)	(6)	(7)	(8)	(9)	(10)	(11)	(12)
0-4	34.181	33.975	33.637	33.290	32.909	32.538	31.963	31.433	30.924	30.454	30.012
5-9	34.094	33.788	33.571	33.383	33.158	32.856	32.656	32.339	31.998	31.647	31.286
10-14	34.990	34.760	34.404	33.955	33.500	33.143	32.842	32.639	32.448	32.242	31.946
15-19	32.416	32.495	32.602	32.682	32.682	32.615	32.418	32.110	31.698	31.300	30.980
20-24	28.922	28.769	28.786	28.891	29.023	29.140	29.276	29.449	29.579	29.655	29.651
25-29	33.081	32.497	31.805	31.155	30.625	30.340	30.229	30.311	30.468	30.677	30.857
30-34	33.599	33.313	33.039	32.710	32.291	31.735	31.182	30.539	29.916	29.426	29.163
35-39	31.925	31.840	31.749	31.687	31.604	31.532	31.266	31.019	30.704	30.320	29.799
40-44	33.180	33.183	33.093	32.948	32.765	32.583	32.493	32.408	32.331	32.255	32.176
45-49	31.605	32.048	32.406	32.683	32.857	32.950	32.949	32.869	32.717	32.547	32.365
50-54	27.937	29.072	30.054	30.909	31.649	32.317	32.775	33.156	33.436	33.629	33.724
55-59	21.441	22.411	23.546	24.756	25.897	26.899	27.996	28.956	29.775	30.504	31.151
60-64	17.500	17.973	18.516	19.176	20.006	21.049	22.008	23.137	24.327	25.467	26.461
65-69	14.370	14.646	14.929	15.229	15.545	15.897	16.339	16.846	17.454	18.230	19.188
70-74	11.727	11.980	12.221	12.456	12.687	12.927	13.191	13.462	13.744	14.053	14.393
75+	17.397	17.852	18.317	18.799	19.285	19.789	20.329	20.864	21.394	21.932	22.487
JUMLAH	438.365	440.602	442.675	444.709	446.483	448.310	449.912	451.537	452.913	454.338	455.639



Tabel II.14.3  
PROYEKSI PENDUDUK  
MENURUT JENIS KELAMIN DAN KELOMPOK UMUR  
TAHUN 2010 - 2020

SRAGEN

LAKI-LAKI + PEREMPUAN

KELOMPOK UMUR	2010	2011	2012	2013	2014	2015	2016	2017	2018	2019	2020
(1)	(2)	(3)	(4)	(5)	(6)	(7)	(8)	(9)	(10)	(11)	(12)
0-4	70.573	70.146	69.505	68.778	68.007	67.136	65.965	64.879	63.854	62.894	61.992
5-9	70.213	69.575	69.124	68.810	68.441	67.973	67.576	66.968	66.269	65.537	64.702
10-14	71.498	71.037	70.288	69.319	68.382	67.657	67.054	66.627	66.321	65.971	65.521
15-19	65.310	65.694	66.107	66.399	66.483	66.353	65.966	65.305	64.426	63.584	62.937
20-24	56.207	56.108	56.385	56.860	57.387	57.833	58.305	58.802	59.179	59.374	59.368
25-29	63.985	62.920	61.742	60.663	59.887	59.532	59.563	59.998	60.641	61.351	61.974
30-34	65.760	65.008	64.287	63.463	62.581	61.522	60.544	59.452	58.446	57.737	57.433
35-39	62.950	62.795	62.628	62.487	62.225	61.952	61.266	60.601	59.832	59.011	58.022
40-44	63.920	63.949	63.836	63.607	63.313	62.987	62.842	62.681	62.536	62.280	62.008
45-49	60.303	60.944	61.513	61.975	62.296	62.461	62.503	62.402	62.179	61.899	61.586
50-54	55.567	57.342	58.859	60.156	61.295	62.337	63.026	63.635	64.124	64.472	64.656
55-59	43.324	45.312	47.403	49.478	51.393	53.056	54.784	56.262	57.520	58.634	59.651
60-64	33.784	34.950	36.400	38.087	39.952	41.948	43.904	45.964	48.004	49.896	51.543
65-69	26.821	27.334	27.820	28.373	29.102	30.082	31.151	32.470	33.994	35.687	37.500
70-74	20.540	21.015	21.501	21.976	22.424	22.843	23.317	23.769	24.275	24.932	25.799
75+	29.025	29.848	30.692	31.560	32.447	33.355	34.324	35.307	36.289	37.259	38.224
JUMLAH	859.780	863.977	868.090	871.991	875.615	879.027	882.090	885.122	887.889	890.518	892.916

Tabel II.15.1  
 PROYEKSI PENDUDUK  
 MENURUT JENIS KELAMIN DAN KELOMPOK UMUR  
 TAHUN 2010 - 2020

GROBOGAN

LAKI-LAKI

KELOMPOK UMUR	2010	2011	2012	2013	2014	2015	2016	2017	2018	2019	2020
(1)	(2)	(3)	(4)	(5)	(6)	(7)	(8)	(9)	(10)	(11)	(12)
0-4	57.683	57.524	57.205	56.767	56.292	55.663	54.867	54.132	53.447	52.816	52.234
5-9	57.821	57.480	57.269	57.234	57.153	57.060	56.911	56.607	56.181	55.726	55.124
10-14	61.445	61.257	60.769	60.063	59.405	58.961	58.619	58.412	58.377	58.307	58.228
15-19	55.401	56.101	56.782	57.310	57.604	57.678	57.524	57.091	56.446	55.851	55.465
20-24	51.830	52.105	52.752	53.617	54.519	55.325	56.141	56.939	57.578	57.987	58.171
25-29	47.843	47.255	46.631	46.102	45.840	45.869	46.232	46.930	47.831	48.774	49.640
30-34	48.756	48.209	47.666	47.051	46.468	45.833	45.315	44.759	44.290	44.085	44.164
35-39	47.414	47.463	47.481	47.502	47.352	47.185	46.671	46.163	45.581	45.037	44.445
40-44	47.820	48.021	48.120	48.132	48.086	48.007	48.063	48.088	48.114	47.974	47.820
45-49	46.726	47.206	47.686	48.133	48.502	48.773	48.988	49.101	49.122	49.089	49.027
50-54	38.162	39.174	40.028	40.764	41.433	42.083	42.534	42.983	43.401	43.754	44.022
55-59	27.818	29.207	30.514	31.715	32.795	33.750	34.666	35.444	36.113	36.729	37.331
60-64	20.106	21.030	22.220	23.564	24.920	26.193	27.524	28.780	29.936	30.981	31.913
65-69	15.964	16.323	16.633	17.009	17.590	18.462	19.337	20.456	21.717	22.993	24.197
70-74	11.707	12.039	12.403	12.763	13.087	13.367	13.692	13.979	14.321	14.842	15.609
75+	12.072	12.500	12.934	13.382	13.836	14.298	14.797	15.320	15.841	16.351	16.839
JUMLAH	648.568	652.894	657.093	661.108	664.882	668.507	671.881	675.184	678.296	681.296	684.229

Tabel II.15.2  
 PROYEKSI PENDUDUK  
 MENURUT JENIS KELAMIN DAN KELOMPOK UMUR  
 TAHUN 2010 - 2020

GROBOGAN											PEREMPUAN
KELOMPOK UMUR	2010	2011	2012	2013	2014	2015	2016	2017	2018	2019	2020
(1)	(2)	(3)	(4)	(5)	(6)	(7)	(8)	(9)	(10)	(11)	(12)
0-4	54,837	54,669	54,291	53,893	53,455	53,009	52,247	51,535	50,868	50,249	49,672
5-9	55,484	55,149	54,960	54,821	54,634	54,303	54,146	53,787	53,393	52,965	52,526
10-14	59,160	58,946	58,518	57,932	57,343	56,907	56,572	56,394	56,250	56,062	55,721
15-19	53,928	54,216	54,555	54,855	55,038	55,092	54,938	54,582	54,059	53,541	53,159
20-24	51,595	51,460	51,632	51,965	52,359	52,715	53,122	53,587	53,997	54,294	54,458
25-29	49,719	48,984	48,082	47,236	46,581	46,288	46,260	46,520	46,908	47,367	47,786
30-34	50,246	49,969	49,707	49,366	48,890	48,199	47,515	46,672	45,869	45,251	44,983
35-39	48,554	48,569	48,576	48,626	48,660	48,701	48,449	48,210	47,878	47,421	46,752
40-44	51,690	51,846	51,864	51,795	51,672	51,545	51,572	51,592	51,639	51,672	51,708
45-49	47,951	48,777	49,477	50,055	50,490	50,786	50,951	50,978	50,905	50,788	50,660
50-54	37,074	38,711	40,151	41,429	42,568	43,609	44,374	45,031	45,558	45,962	46,236
55-59	26,703	27,996	29,505	31,119	32,667	34,038	35,549	36,883	38,058	39,110	40,068
60-64	22,585	23,274	24,056	25,003	26,177	27,621	28,976	30,551	32,218	33,819	35,236
65-69	19,311	19,740	20,180	20,648	21,151	21,705	22,391	23,171	24,095	25,245	26,655
70-74	14,817	15,185	15,531	15,875	16,222	16,579	16,973	17,375	17,799	18,247	18,742
75+	18,885	19,437	20,005	20,591	21,196	21,825	22,488	23,155	23,820	24,499	25,200
JUMLAH	662,539	666,928	671,090	675,209	679,103	682,922	686,523	690,023	693,314	696,492	699,562

Tabel II.15.3  
PROYEKSI PENDUDUK  
MENURUT JENIS KELAMIN DAN KELOMPOK UMUR  
TAHUN 2010 - 2020

GROBOGAN

LAKI-LAKI + PEREMPUAN

KELOMPOK UMUR	2010	2011	2012	2013	2014	2015	2016	2017	2018	2019	2020
(1)	(2)	(3)	(4)	(5)	(6)	(7)	(8)	(9)	(10)	(11)	(12)
0-4	112.520	112.193	111.496	110.660	109.747	108.672	107.114	105.667	104.315	103.065	101.906
5-9	113.305	112.629	112.229	112.055	111.787	111.363	111.057	110.394	109.574	108.691	107.650
10-14	120.605	120.203	119.287	117.995	116.748	115.868	115.191	114.806	114.627	114.369	113.949
15-19	109.329	110.317	111.337	112.165	112.642	112.770	112.462	111.673	110.505	109.392	108.624
20-24	103.425	103.565	104.384	105.582	106.878	108.040	109.263	110.526	111.575	112.281	112.629
25-29	97.562	96.239	94.713	93.338	92.421	92.157	92.492	93.450	94.739	96.141	97.426
30-34	99.002	98.178	97.373	96.417	95.358	94.032	92.830	91.431	90.159	89.336	89.147
35-39	95.968	96.032	96.057	96.128	96.012	95.886	95.120	94.373	93.459	92.458	91.197
40-44	99.510	99.867	99.984	99.927	99.758	99.552	99.635	99.680	99.753	99.646	99.528
45-49	94.677	95.983	97.163	98.188	98.992	99.559	99.939	100.079	100.027	99.877	99.687
50-54	75.236	77.885	80.179	82.193	84.001	85.692	86.908	88.014	88.959	89.716	90.258
55-59	54.521	57.203	60.019	62.834	65.462	67.788	70.215	72.327	74.171	75.839	77.399
60-64	42.691	44.304	46.276	48.567	51.097	53.814	56.500	59.331	62.154	64.800	67.149
65-69	35.275	36.063	36.813	37.657	38.741	40.167	41.728	43.627	45.812	48.238	50.852
70-74	26.524	27.224	27.934	28.638	29.309	29.946	30.665	31.354	32.120	33.089	34.351
75+	30.957	31.937	32.939	33.973	35.032	36.123	37.285	38.475	39.661	40.850	42.039
JUMLAH	1.311.107	1.319.822	1.328.183	1.336.317	1.343.985	1.351.429	1.358.404	1.365.207	1.371.610	1.377.788	1.383.791

Tabel II.16.1  
PROYEKSI PENDUDUK  
MENURUT JENIS KELAMIN DAN KELOMPOK UMUR  
TAHUN 2010 - 2020

BLORA

LAKI-LAKI

KELOMPOK UMUR	2010	2011	2012	2013	2014	2015	2016	2017	2018	2019	2020
(1)	(2)	(3)	(4)	(5)	(6)	(7)	(8)	(9)	(10)	(11)	(12)
0-4	34.139	33.970	33.718	33.391	33.059	32.629	32.114	31.630	31.178	30.757	30.362
5-9	35.112	34.829	34.635	34.543	34.440	34.321	34.178	33.938	33.626	33.297	32.877
10-14	35.462	35.274	34.929	34.453	34.021	33.705	33.457	33.283	33.207	33.110	33.005
15-19	31.626	31.955	32.281	32.515	32.630	32.611	32.475	32.175	31.759	31.371	31.096
20-24	27.358	27.443	27.730	28.129	28.555	28.925	29.305	29.671	29.955	30.116	30.157
25-29	29.258	28.834	28.401	28.021	27.816	27.784	27.960	28.335	28.831	29.349	29.816
30-34	32.702	32.263	31.839	31.365	30.927	30.449	30.058	29.638	29.280	29.094	29.093
35-39	31.882	31.846	31.796	31.747	31.596	31.426	31.037	30.646	30.210	29.797	29.352
40-44	31.040	31.101	31.107	31.053	30.972	30.864	30.853	30.816	30.782	30.641	30.486
45-49	30.668	30.915	31.169	31.399	31.589	31.706	31.798	31.816	31.777	31.702	31.604
50-54	26.757	27.408	27.951	28.407	28.826	29.227	29.492	29.753	29.994	30.186	30.313
55-59	21.230	22.242	23.192	24.056	24.836	25.511	26.165	26.706	27.166	27.581	27.983
60-64	13.618	14.212	14.987	15.860	16.748	17.569	18.434	19.243	19.983	20.647	21.228
65-69	9.904	10.105	10.277	10.488	10.828	11.344	11.864	12.530	13.280	14.036	14.744
70-74	7.980	8.190	8.420	8.648	8.852	9.025	9.232	9.408	9.624	9.955	10.451
75+	10.471	10.809	11.167	11.526	11.903	12.283	12.686	13.111	13.537	13.951	14.340
JUMLAH	409.207	411.396	413.599	415.601	417.598	419.379	421.108	422.699	424.189	425.590	426.907

Tabel II.16.2  
 PROYEKSI PENDUDUK  
 MENURUT JENIS KELAMIN DAN KELOMPOK UMUR  
 TAHUN 2010 - 2020

BLORA

PEREMPUAN

KELOMPOK UMUR	2010	2011	2012	2013	2014	2015	2016	2017	2018	2019	2020
(1)	(2)	(3)	(4)	(5)	(6)	(7)	(8)	(9)	(10)	(11)	(12)
0-4	31,850	31,692	31,409	31,116	30,807	30,494	29,990	29,523	29,097	28,688	28,308
5-9	33,572	33,305	33,127	32,976	32,803	32,540	32,378	32,098	31,818	31,503	31,186
10-14	33,695	33,510	33,201	32,801	32,410	32,099	31,845	31,680	31,554	31,388	31,140
15-19	29,935	30,034	30,161	30,265	30,309	30,280	30,129	29,877	29,548	29,209	28,949
20-24	29,303	29,178	29,230	29,367	29,547	29,698	29,873	30,081	30,270	30,382	30,417
25-29	32,463	31,924	31,280	30,674	30,201	29,959	29,889	30,006	30,220	30,468	30,691
30-34	34,149	33,897	33,652	33,350	32,969	32,441	31,912	31,286	30,701	30,234	30,002
35-39	33,094	33,041	32,983	32,948	32,911	32,876	32,633	32,408	32,136	31,770	31,265
40-44	33,343	33,381	33,326	33,212	33,076	32,931	32,877	32,827	32,807	32,766	32,731
45-49	31,948	32,435	32,835	33,149	33,377	33,508	33,545	33,501	33,401	33,262	33,120
50-54	26,053	27,148	28,104	28,939	29,680	30,345	30,815	31,210	31,527	31,746	31,881
55-59	19,511	20,413	21,477	22,613	23,701	24,657	25,704	26,625	27,439	28,150	28,792
60-64	13,798	14,181	14,614	15,141	15,813	16,660	17,439	18,358	19,344	20,280	21,107
65-69	11,861	12,101	12,346	12,607	12,890	13,203	13,590	14,032	14,569	15,235	16,057
70-74	10,581	10,823	11,050	11,272	11,500	11,731	11,983	12,245	12,521	12,818	13,147
75+	16,865	17,326	17,799	18,294	18,795	19,307	19,863	20,409	20,969	21,524	22,099
JUMLAH	422,021	424,389	426,594	428,724	430,789	432,729	434,465	436,166	437,921	439,423	440,892

Tabel II.16.3  
PROYEKSI PENDUDUK  
MENURUT JENIS KELAMIN DAN KELOMPOK UMUR  
TAHUN 2010 - 2020

BLORA

LAKI-LAKI + PEREMPUAN

KELOMPOK UMUR	2010	2011	2012	2013	2014	2015	2016	2017	2018	2019	2020
(1)	(2)	(3)	(4)	(5)	(6)	(7)	(8)	(9)	(10)	(11)	(12)
0-4	65.989	65.662	65.127	64.507	63.866	63.123	62.104	61.153	60.275	59.445	58.670
5-9	68.684	68.134	67.762	67.519	67.243	66.861	66.556	66.036	65.444	64.800	64.063
10-14	69.157	68.784	68.130	67.254	66.431	65.804	65.302	64.963	64.761	64.498	64.145
15-19	61.561	61.989	62.442	62.780	62.939	62.891	62.604	62.052	61.307	60.580	60.045
20-24	56.661	56.621	56.960	57.496	58.102	58.623	59.178	59.752	60.225	60.498	60.574
25-29	61.721	60.758	59.681	58.695	58.017	57.743	57.849	58.341	59.051	59.817	60.507
30-34	66.851	66.160	65.491	64.715	63.896	62.890	61.970	60.924	59.981	59.328	59.095
35-39	64.976	64.887	64.779	64.695	64.507	64.302	63.670	63.054	62.346	61.567	60.617
40-44	64.383	64.482	64.433	64.265	64.048	63.795	63.730	63.643	63.589	63.407	63.217
45-49	62.616	63.350	64.004	64.548	64.966	65.214	65.343	65.317	65.178	64.964	64.724
50-54	52.810	54.556	56.055	57.346	58.506	59.572	60.307	60.963	61.521	61.932	62.194
55-59	40.741	42.655	44.669	46.669	48.537	50.168	51.869	53.331	54.605	55.731	56.775
60-64	27.416	28.393	29.601	31.001	32.561	34.229	35.873	37.601	39.327	40.927	42.335
65-69	21.765	22.206	22.623	23.095	23.718	24.547	25.454	26.562	27.849	29.271	30.801
70-74	18.561	19.013	19.470	19.920	20.352	20.756	21.215	21.653	22.145	22.773	23.598
75+	27.336	28.135	28.966	29.820	30.698	31.590	32.549	33.520	34.506	35.475	36.439
Jumlah	831.228	835.785	840.193	844.325	848.387	852.108	855.573	858.865	862.110	865.013	867.799

Tabel II.17.1  
 PROYEKSI PENDUDUK  
 MENURUT JENIS KELAMIN DAN KELOMPOK UMUR  
 TAHUN 2010 - 2020

REMBANG

LAKI-LAKI

KELOMPOK UMUR	2010	2011	2012	2013	2014	2015	2016	2017	2018	2019	2020
(1)	(2)	(3)	(4)	(5)	(6)	(7)	(8)	(9)	(10)	(11)	(12)
0-4	24.192	24.194	24.120	24.007	23.870	23.675	23.402	23.156	22.929	22.723	22.534
5-9	24.709	24.631	24.603	24.661	24.693	24.727	24.731	24.671	24.559	24.428	24.230
10-14	25.353	25.348	25.208	24.991	24.783	24.673	24.598	24.582	24.640	24.680	24.715
15-19	25.980	26.382	26.770	27.100	27.313	27.430	27.433	27.305	27.077	26.868	26.755
20-24	24.559	24.760	25.130	25.619	26.120	26.584	27.052	27.517	27.909	28.186	28.354
25-29	23.407	23.184	22.936	22.743	22.676	22.758	23.003	23.420	23.938	24.479	24.982
30-34	24.736	24.526	24.310	24.069	23.835	23.581	23.379	23.161	22.984	22.943	23.048
35-39	22.923	23.012	23.078	23.157	23.148	23.134	22.947	22.765	22.542	22.336	22.103
40-44	22.044	22.198	22.301	22.373	22.413	22.442	22.532	22.610	22.688	22.687	22.674
45-49	20.903	21.178	21.446	21.713	21.938	22.126	22.287	22.405	22.478	22.528	22.561
50-54	17.960	18.488	18.939	19.345	19.715	20.085	20.356	20.633	20.892	21.124	21.310
55-59	13.877	14.612	15.303	15.953	16.542	17.074	17.586	18.034	18.428	18.795	19.157
60-64	8.928	9.366	9.918	10.550	11.188	11.794	12.429	13.034	13.597	14.112	14.578
65-69	6.233	6.391	6.529	6.697	6.943	7.309	7.678	8.147	8.674	9.209	9.717
70-74	4.521	4.664	4.815	4.970	5.111	5.235	5.378	5.506	5.658	5.881	6.201
75+	4.988	5.181	5.369	5.572	5.780	5.992	6.215	6.455	6.696	6.931	7.157
JUMLAH	295.313	298.115	300.775	303.520	306.068	308.619	311.006	313.401	315.689	317.910	320.076



Tabel II.17.2  
 PROYEKSI PENDUDUK  
 MENURUT JENIS KELAMIN DAN KELOMPOK UMUR  
 TAHUN 2010 - 2020

REMBANG	PEREMPUAN										
KELOMPOK UMUR	2010	2011	2012	2013	2014	2015	2016	2017	2018	2019	2020
(1)	(2)	(3)	(4)	(5)	(6)	(7)	(8)	(9)	(10)	(11)	(12)
0-4	22,507	22,505	22,421	22,310	22,196	22,074	21,824	21,591	21,378	21,186	21,012
5-9	23,368	23,296	23,291	23,289	23,279	23,202	23,208	23,122	23,022	22,914	22,800
10-14	23,561	23,544	23,451	23,272	23,105	22,993	22,930	22,926	22,937	22,934	22,868
15-19	24,936	25,143	25,379	25,582	25,744	25,843	25,850	25,760	25,591	25,428	25,331
20-24	24,162	24,168	24,327	24,541	24,801	25,040	25,311	25,607	25,880	26,108	26,274
25-29	24,391	24,102	23,733	23,376	23,119	23,038	23,096	23,293	23,562	23,872	24,162
30-34	25,464	25,401	25,348	25,236	25,067	24,782	24,508	24,142	23,799	23,556	23,494
35-39	23,456	23,533	23,612	23,694	23,780	23,870	23,820	23,770	23,681	23,531	23,276
40-44	22,940	23,079	23,158	23,184	23,198	23,207	23,289	23,367	23,461	23,554	23,651
45-49	21,267	21,698	22,080	22,392	22,655	22,853	22,997	23,076	23,115	23,137	23,154
50-54	17,461	18,285	19,026	19,679	20,281	20,836	21,269	21,645	21,969	22,233	22,441
55-59	12,355	12,989	13,741	14,535	15,310	16,007	16,780	17,472	18,092	18,660	19,183
60-64	8,868	9,154	9,483	9,866	10,353	10,958	11,530	12,200	12,917	13,615	14,239
65-69	7,282	7,466	7,657	7,853	8,069	8,301	8,586	8,908	9,290	9,763	10,341
70-74	6,348	6,524	6,698	6,865	7,035	7,212	7,406	7,604	7,811	8,037	8,291
75+	8,802	9,085	9,393	9,697	10,005	10,338	10,686	11,038	11,390	11,750	12,127
Jumlah	297,168	299,972	302,798	305,371	307,997	310,554	313,090	315,521	317,895	320,278	322,644

Tabel II.17.3  
 PROYEKSI PENDUDUK  
 MENURUT JENIS KELAMIN DAN KELOMPOK UMUR  
 TAHUN 2010 - 2020

REMBANG

LAKI-LAKI + PEREMPUAN

KELOMPOK UMUR	2010	2011	2012	2013	2014	2015	2016	2017	2018	2019	2020
(1)	(2)	(3)	(4)	(5)	(6)	(7)	(8)	(9)	(10)	(11)	(12)
0-4	46.699	46.699	46.541	46.317	46.066	45.749	45.226	44.747	44.307	43.909	43.546
5-9	48.077	47.927	47.894	47.950	47.972	47.929	47.939	47.793	47.581	47.342	47.030
10-14	48.914	48.892	48.659	48.263	47.888	47.666	47.528	47.508	47.577	47.614	47.583
15-19	50.916	51.525	52.149	52.682	53.057	53.273	53.283	53.065	52.668	52.296	52.086
20-24	48.721	48.928	49.457	50.160	50.921	51.624	52.363	53.124	53.789	54.294	54.628
25-29	47.798	47.286	46.669	46.119	45.795	45.796	46.099	46.713	47.500	48.351	49.144
30-34	50.200	49.927	49.658	49.305	48.902	48.363	47.887	47.303	46.783	46.499	46.542
35-39	46.379	46.545	46.690	46.851	46.928	47.004	46.767	46.535	46.223	45.867	45.379
40-44	44.984	45.277	45.459	45.557	45.611	45.649	45.821	45.977	46.149	46.241	46.325
45-49	42.170	42.876	43.526	44.105	44.593	44.979	45.284	45.481	45.593	45.665	45.715
50-54	35.421	36.773	37.965	39.024	39.996	40.921	41.625	42.278	42.861	43.357	43.751
55-59	26.232	27.601	29.044	30.488	31.852	33.081	34.366	35.506	36.520	37.455	38.340
60-64	17.796	18.520	19.401	20.416	21.541	22.752	23.959	25.234	26.514	27.727	28.817
65-69	13.515	13.857	14.186	14.550	15.012	15.610	16.264	17.055	17.964	18.972	20.058
70-74	10.869	11.188	11.513	11.835	12.146	12.447	12.784	13.110	13.469	13.918	14.492
75+	13.790	14.266	14.762	15.269	15.785	16.330	16.901	17.493	18.086	18.681	19.284
JUMLAH	592.481	598.087	603.573	608.891	614.065	619.173	624.096	628.922	633.584	638.188	642.720

Tabel II.18.1  
PROYEKSI PENDUDUK  
MENURUT JENIS KELAMIN DAN KELOMPOK UMUR  
TAHUN 2010 - 2020

PATI												LAKI-LAKI
KELOMPOK UMUR	2010	2011	2012	2013	2014	2015	2016	2017	2018	2019	2020	
(1)	(2)	(3)	(4)	(5)	(6)	(7)	(8)	(9)	(10)	(11)	(12)	
0-4	48.798	48.659	48.380	47.999	47.599	47.063	46.399	45.776	45.199	44.665	44.171	
5-9	49.394	49.100	48.909	48.867	48.802	48.717	48.599	48.336	47.976	47.588	47.070	
10-14	50.917	50.758	50.344	49.749	49.205	48.832	48.559	48.383	48.359	48.301	48.231	
15-19	48.703	49.312	49.901	50.355	50.615	50.675	50.549	50.166	49.603	49.081	48.737	
20-24	40.205	40.417	40.909	41.572	42.272	42.894	43.534	44.150	44.648	44.965	45.106	
25-29	41.489	40.977	40.427	39.959	39.734	39.756	40.078	40.682	41.465	42.282	43.031	
30-34	44.965	44.456	43.946	43.370	42.834	42.248	41.777	41.261	40.831	40.644	40.713	
35-39	43.884	43.925	43.932	43.941	43.806	43.647	43.180	42.708	42.171	41.667	41.118	
40-44	44.133	44.315	44.397	44.399	44.358	44.281	44.342	44.363	44.388	44.260	44.116	
45-49	42.785	43.222	43.652	44.052	44.392	44.634	44.842	44.942	44.964	44.934	44.876	
50-54	37.275	38.261	39.087	39.797	40.450	41.084	41.531	41.968	42.378	42.723	42.982	
55-59	27.638	29.017	30.308	31.495	32.569	33.513	34.431	35.201	35.869	36.480	37.075	
60-64	19.410	20.300	21.443	22.735	24.044	25.272	26.560	27.772	28.888	29.899	30.793	
65-69	15.329	15.672	15.967	16.325	16.883	17.717	18.561	19.634	20.845	22.071	23.224	
70-74	11.361	11.683	12.032	12.378	12.694	12.965	13.282	13.559	13.894	14.397	15.141	
75+	11.837	12.250	12.674	13.105	13.556	14.010	14.499	15.006	15.524	16.027	16.502	
JUMLAH	578.123	582.324	586.308	590.098	593.813	597.308	600.723	603.907	607.002	609.984	612.886	

Tabel II.18.2  
 PROYEKSI PENDUDUK  
 MENURUT JENIS KELAMIN DAN KELOMPOK UMUR  
 TAHUN 2010 - 2020

PATI											PEREMPUAN
KELOMPOK UMUR	2010	2011	2012	2013	2014	2015	2016	2017	2018	2019	2020
(1)	(2)	(3)	(4)	(5)	(6)	(7)	(8)	(9)	(10)	(11)	(12)
0-4	46.001	45.853	45.527	45.184	44.808	44.421	43.772	43.161	42.602	42.078	41.584
5-9	47.350	47.042	46.876	46.748	46.578	46.280	46.136	45.817	45.481	45.109	44.726
10-14	48.775	48.592	48.230	47.736	47.243	46.866	46.581	46.423	46.303	46.140	45.850
15-19	49.262	49.526	49.834	50.099	50.257	50.291	50.143	49.801	49.322	48.840	48.482
20-24	44.267	44.159	44.320	44.615	44.969	45.274	45.634	46.032	46.394	46.646	46.775
25-29	47.823	47.113	46.251	45.441	44.820	44.538	44.524	44.781	45.179	45.638	46.050
30-34	49.549	49.260	48.985	48.627	48.146	47.449	46.774	45.939	45.158	44.555	44.292
35-39	48.090	48.100	48.099	48.137	48.155	48.174	47.907	47.646	47.312	46.851	46.180
40-44	48.740	48.880	48.889	48.814	48.692	48.556	48.572	48.576	48.624	48.643	48.665
45-49	45.508	46.280	46.932	47.468	47.870	48.139	48.283	48.298	48.231	48.113	47.981
50-54	36.908	38.524	39.945	41.202	42.325	43.338	44.090	44.728	45.252	45.646	45.908
55-59	26.621	27.902	29.403	31.002	32.537	33.893	35.387	36.705	37.874	38.914	39.858
60-64	22.486	23.171	23.956	24.902	26.071	27.496	28.841	30.396	32.049	33.628	35.026
65-69	19.038	19.459	19.887	20.343	20.838	21.385	22.059	22.827	23.746	24.877	26.261
70-74	15.524	15.909	16.275	16.634	16.996	17.364	17.774	18.190	18.632	19.109	19.634
75+	19.150	19.707	20.284	20.880	21.485	22.117	22.789	23.464	24.138	24.819	25.524
JUMLAH	615.092	619.477	623.693	627.832	631.790	635.581	639.266	642.784	646.297	649.606	652.796

Tabel II.18.3  
PROYEKSI PENDUDUK  
MENURUT JENIS KELAMIN DAN KELOMPOK UMUR  
TAHUN 2010 - 2020

PATI

LAKI-LAKI + PEREMPUAN

KELOMPOK UMUR	2010	2011	2012	2013	2014	2015	2016	2017	2018	2019	2020
(1)	(2)	(3)	(4)	(5)	(6)	(7)	(8)	(9)	(10)	(11)	(12)
0-4	94.799	94.512	93.907	93.183	92.407	91.484	90.171	88.937	87.801	86.743	85.755
5-9	96.731	96.142	95.785	95.615	95.380	94.997	94.735	94.153	93.457	92.697	91.796
10-14	99.692	99.350	98.574	97.485	96.448	95.698	95.140	94.806	94.662	94.441	94.081
15-19	97.965	98.838	99.735	100.454	100.872	100.966	100.692	99.967	98.925	97.921	97.219
20-24	84.472	84.576	85.229	86.187	87.241	88.168	89.168	90.182	91.042	91.611	91.881
25-29	89.312	88.090	86.678	85.400	84.554	84.294	84.602	85.463	86.644	87.920	89.081
30-34	94.514	93.716	92.931	91.997	90.980	89.697	88.551	87.200	85.989	85.199	85.005
35-39	91.974	92.025	92.031	92.078	91.961	91.821	91.087	90.354	89.483	88.518	87.298
40-44	92.873	93.195	93.286	93.213	93.050	92.837	92.914	92.939	93.012	92.903	92.781
45-49	88.293	89.502	90.584	91.520	92.262	92.773	93.125	93.240	93.195	93.047	92.857
50-54	74.183	76.785	79.032	80.999	82.775	84.422	85.621	86.696	87.630	88.369	88.890
55-59	54.259	56.919	59.711	62.497	65.106	67.406	69.818	71.906	73.743	75.394	76.933
60-64	41.896	43.471	45.399	47.637	50.115	52.768	55.401	58.168	60.937	63.527	65.819
65-69	34.367	35.131	35.854	36.668	37.721	39.102	40.620	42.461	44.591	46.948	49.485
70-74	26.885	27.592	28.307	29.012	29.690	30.329	31.056	31.749	32.526	33.506	34.775
75+	30.987	31.957	32.958	33.985	35.041	36.127	37.288	38.470	39.662	40.846	42.026
JUMLAH	1.193.202	1.201.801	1.210.001	1.217.930	1.225.603	1.232.889	1.239.989	1.246.691	1.253.299	1.259.590	1.265.682

Tabel II.19.1  
PROYEKSI PENDUDUK  
MENURUT JENIS KELAMIN DAN KELOMPOK UMUR  
TAHUN 2010 - 2020

KUDUS

LAKI-LAKI

KELOMPOK UMUR	2010	2011	2012	2013	2014	2015	2016	2017	2018	2019	2020
(1)	(2)	(3)	(4)	(5)	(6)	(7)	(8)	(9)	(10)	(11)	(12)
0-4	33.448	33.643	33.727	33.747	33.730	33.621	33.415	33.231	33.068	32.941	32.841
5-9	33.314	33.403	33.549	33.807	34.029	34.245	34.438	34.526	34.537	34.534	34.436
10-14	33.512	33.698	33.701	33.586	33.482	33.498	33.579	33.727	33.973	34.206	34.435
15-19	34.599	35.336	36.054	36.693	37.173	37.520	37.730	37.744	37.612	37.515	37.556
20-24	35.611	36.109	36.852	37.771	38.709	39.596	40.511	41.415	42.209	42.853	43.336
25-29	34.062	33.934	33.756	33.649	33.725	34.019	34.570	35.373	36.336	37.351	38.321
30-34	32.680	32.590	32.485	32.331	32.186	32.000	31.900	31.761	31.675	31.782	32.096
35-39	29.480	29.764	30.016	30.279	30.425	30.560	30.478	30.386	30.239	30.118	29.962
40-44	28.702	29.071	29.368	29.619	29.825	30.015	30.300	30.557	30.814	30.973	31.121
45-49	25.679	26.166	26.646	27.120	27.544	27.920	28.276	28.566	28.803	29.016	29.212
50-54	22.188	22.974	23.666	24.300	24.895	25.489	25.975	26.458	26.926	27.364	27.753
55-59	15.163	16.058	16.911	17.724	18.473	19.162	19.847	20.453	21.003	21.533	22.063
60-64	9.320	9.833	10.473	11.198	11.936	12.646	13.399	14.123	14.806	15.449	16.040
65-69	7.160	7.384	7.585	7.822	8.153	8.625	9.108	9.712	10.391	11.091	11.767
70-74	4.637	4.811	4.994	5.183	5.357	5.515	5.696	5.863	6.053	6.322	6.704
75+	3.957	4.132	4.310	4.495	4.684	4.881	5.093	5.317	5.540	5.767	5.984
JUMLAH	383.512	388.906	394.093	399.324	404.326	409.312	414.315	419.212	423.985	428.815	433.627

Tabel II.19.2  
 PROYEKSI PENDUDUK  
 MENURUT JENIS KELAMIN DAN KELOMPOK UMUR  
 TAHUN 2010 - 2020

KUDUS

PEREMPUAN

KELOMPOK UMUR	2010	2011	2012	2013	2014	2015	2016	2017	2018	2019	2020
(1)	(2)	(3)	(4)	(5)	(6)	(7)	(8)	(9)	(10)	(11)	(12)
0-4	31.559	31.722	31.764	31.781	31.778	31.770	31.572	31.394	31.255	31.130	31.029
5-9	31.977	32.046	32.203	32.376	32.526	32.592	32.769	32.816	32.854	32.863	32.860
10-14	32.004	32.150	32.180	32.112	32.042	32.058	32.135	32.293	32.486	32.647	32.716
15-19	35.143	35.630	36.152	36.644	37.066	37.403	37.607	37.668	37.624	37.573	37.612
20-24	35.270	35.466	35.878	36.393	36.968	37.520	38.126	38.770	39.402	39.948	40.400
25-29	35.078	34.843	34.484	34.149	33.944	33.999	34.264	34.733	35.321	35.962	36.577
30-34	34.448	34.542	34.641	34.676	34.618	34.407	34.200	33.867	33.570	33.398	33.477
35-39	32.065	32.343	32.614	32.909	33.192	33.487	33.583	33.683	33.732	33.686	33.484
40-44	30.937	31.287	31.554	31.764	31.947	32.126	32.407	32.684	32.994	33.289	33.588
45-49	27.461	28.162	28.799	29.365	29.861	30.280	30.629	30.897	31.116	31.306	31.484
50-54	21.118	22.234	23.254	24.190	25.059	25.881	26.557	27.170	27.724	28.202	28.605
55-59	14.559	15.389	16.352	17.384	18.395	19.324	20.349	21.284	22.151	22.952	23.706
60-64	11.168	11.608	12.106	12.692	13.399	14.251	15.076	16.019	17.029	18.012	18.918
65-69	9.344	9.632	9.925	10.235	10.574	10.948	11.395	11.895	12.485	13.194	14.040
70-74	6.415	6.626	6.839	7.045	7.259	7.479	7.720	7.967	8.228	8.512	8.820
75+	7.018	7.289	7.565	7.854	8.155	8.466	8.795	9.126	9.474	9.822	10.185
JUMLAH	395.564	400.969	406.310	411.569	416.783	421.991	427.184	432.266	437.445	442.496	447.501

Tabel II.19.3  
 PROYEKSI PENDUDUK  
 MENURUT JENIS KELAMIN DAN KELOMPOK UMUR  
 TAHUN 2010 - 2020

KUDUS

LAKI-LAKI + PEREMPUAN

KELOMPOK UMUR	2010	2011	2012	2013	2014	2015	2016	2017	2018	2019	2020
(1)	(2)	(3)	(4)	(5)	(6)	(7)	(8)	(9)	(10)	(11)	(12)
0-4	65.007	65.365	65.491	65.528	65.508	65.391	64.987	64.625	64.323	64.071	63.870
5-9	65.291	65.449	65.752	66.183	66.555	66.837	67.207	67.342	67.391	67.397	67.296
10-14	65.516	65.848	65.881	65.698	65.524	65.556	65.714	66.020	66.459	66.853	67.151
15-19	69.742	70.966	72.206	73.337	74.239	74.923	75.337	75.412	75.236	75.088	75.168
20-24	70.881	71.575	72.730	74.164	75.677	77.116	78.637	80.185	81.611	82.801	83.736
25-29	69.140	68.777	68.240	67.798	67.669	68.018	68.834	70.106	71.657	73.313	74.898
30-34	67.128	67.132	67.126	67.007	66.804	66.407	66.100	65.628	65.245	65.180	65.573
35-39	61.545	62.107	62.630	63.188	63.617	64.047	64.061	64.069	63.971	63.804	63.446
40-44	59.639	60.358	60.922	61.383	61.772	62.141	62.707	63.241	63.808	64.262	64.709
45-49	53.140	54.328	55.445	56.485	57.405	58.200	58.905	59.463	59.919	60.322	60.696
50-54	43.306	45.208	46.920	48.490	49.954	51.370	52.532	53.628	54.650	55.566	56.358
55-59	29.722	31.447	33.263	35.108	36.868	38.486	40.196	41.737	43.154	44.485	45.769
60-64	20.488	21.441	22.579	23.890	25.335	26.897	28.475	30.142	31.835	33.461	34.958
65-69	16.504	17.016	17.510	18.057	18.727	19.573	20.503	21.607	22.876	24.285	25.807
70-74	11.052	11.437	11.833	12.228	12.616	12.994	13.416	13.830	14.281	14.834	15.524
75+	10.975	11.421	11.875	12.349	12.839	13.347	13.888	14.443	15.014	15.589	16.169
JUMLAH	779.076	789.875	800.403	810.893	821.109	831.303	841.499	851.478	861.430	871.311	881.128



Tabel II.20.1  
PROYEKSI PENDUDUK  
MENURUT JENIS KELAMIN DAN KELOMPOK UMUR  
TAHUN 2010 - 2020

JEPARA

LAKI-LAKI

KELOMPOK UMUR	2010	2011	2012	2013	2014	2015	2016	2017	2018	2019	2020
(1)	(2)	(3)	(4)	(5)	(6)	(7)	(8)	(9)	(10)	(11)	(12)
0-4	53.188	53.643	53.911	54.062	54.171	54.122	53.917	53.741	53.614	53.525	53.466
5-9	51.002	51.278	51.631	52.140	52.615	53.074	53.498	53.758	53.910	54.024	53.976
10-14	49.568	49.977	50.105	50.045	50.014	50.156	50.395	50.733	51.232	51.696	52.144
15-19	47.753	48.905	50.024	51.020	51.821	52.425	52.842	52.981	52.929	52.911	53.072
20-24	47.323	48.115	49.228	50.563	51.952	53.267	54.627	55.972	57.192	58.190	58.962
25-29	46.650	46.601	46.473	46.428	46.649	47.162	48.043	49.269	50.737	52.271	53.732
30-34	46.228	46.229	46.192	46.075	45.981	45.824	45.788	45.692	45.684	45.940	46.485
35-39	42.857	43.389	43.866	44.346	44.671	44.975	44.959	44.926	44.822	44.742	44.597
40-44	38.665	39.270	39.768	40.196	40.577	40.933	41.417	41.863	42.323	42.634	42.922
45-49	33.489	34.218	34.932	35.629	36.280	36.861	37.418	37.888	38.301	38.669	39.007
50-54	28.222	29.301	30.256	31.136	31.978	32.818	33.522	34.225	34.918	35.564	36.139
55-59	20.876	22.169	23.405	24.583	25.686	26.708	27.725	28.636	29.484	30.295	31.100
60-64	15.404	16.294	17.399	18.644	19.924	21.159	22.472	23.739	24.950	26.088	27.140
65-69	11.214	11.596	11.941	12.340	12.895	13.674	14.476	15.471	16.596	17.752	18.867
70-74	7.805	8.119	8.451	8.789	9.107	9.397	9.729	10.034	10.388	10.877	11.554
75+	7.946	8.320	8.702	9.094	9.501	9.927	10.378	10.856	11.342	11.829	12.308
JUMLAH	548.190	557.424	566.284	575.090	583.822	592.482	601.206	609.784	618.422	627.007	635.471

Tabel II.20.2  
 PROYEKSI PENDUDUK  
 MENURUT JENIS KELAMIN DAN KELOMPOK UMUR  
 TAHUN 2010 - 2020

JEPARA											PEREMPUAN
KELOMPOK UMUR	2010	2011	2012	2013	2014	2015	2016	2017	2018	2019	2020
(1)	(2)	(3)	(4)	(5)	(6)	(7)	(8)	(9)	(10)	(11)	(12)
0-4	50.801	51.196	51.408	51.581	51.706	51.823	51.627	51.469	51.348	51.263	51.221
5-9	48.532	48.760	49.137	49.543	49.895	50.123	50.517	50.720	50.889	51.019	51.140
10-14	47.126	47.466	47.647	47.678	47.697	47.839	48.069	48.432	48.828	49.181	49.406
15-19	47.543	48.320	49.167	49.973	50.671	51.266	51.671	51.887	51.942	51.990	52.172
20-24	47.523	47.914	48.614	49.454	50.362	51.248	52.204	53.227	54.210	55.089	55.848
25-29	47.789	47.591	47.235	46.903	46.739	46.941	47.413	48.188	49.110	50.112	51.095
30-34	46.188	46.436	46.714	46.898	46.940	46.771	46.600	46.260	45.946	45.804	46.015
35-39	43.643	44.130	44.628	45.157	45.668	46.196	46.450	46.717	46.893	46.941	46.772
40-44	39.049	39.589	40.042	40.418	40.751	41.082	41.543	42.007	42.496	42.980	43.477
45-49	34.462	35.435	36.345	37.166	37.885	38.516	39.055	39.497	39.861	40.193	40.521
50-54	26.689	28.174	29.557	30.831	32.021	33.156	34.106	34.982	35.772	36.473	37.084
55-59	19.691	20.864	22.238	23.711	25.158	26.497	27.975	29.341	30.601	31.782	32.911
60-64	16.827	17.526	18.312	19.232	20.347	21.700	23.008	24.520	26.141	27.735	29.212
65-69	13.374	13.820	14.285	14.773	15.293	15.861	16.534	17.289	18.170	19.239	20.531
70-74	10.001	10.359	10.717	11.071	11.431	11.812	12.220	12.644	13.088	13.560	14.079
75+	12.282	12.780	13.298	13.842	14.399	14.976	15.602	16.234	16.883	17.544	18.227
<b>JUMLAH</b>	<b>551.520</b>	<b>560.360</b>	<b>569.344</b>	<b>578.231</b>	<b>586.963</b>	<b>595.807</b>	<b>604.594</b>	<b>613.414</b>	<b>622.178</b>	<b>630.905</b>	<b>639.711</b>

Tabel II.20.3  
PROYEKSI PENDUDUK  
MENURUT JENIS KELAMIN DAN KELOMPOK UMUR  
TAHUN 2010 - 2020

JEPARA

LAKI-LAKI + PEREMPUAN

KELOMPOK UMUR	2010	2011	2012	2013	2014	2015	2016	2017	2018	2019	2020
(1)	(2)	(3)	(4)	(5)	(6)	(7)	(8)	(9)	(10)	(11)	(12)
0-4	103.989	104.839	105.319	105.643	105.877	105.945	105.544	105.210	104.962	104.788	104.687
5-9	99.534	100.038	100.768	101.683	102.510	103.197	104.015	104.478	104.799	105.043	105.116
10-14	96.694	97.443	97.752	97.723	97.711	97.995	98.464	99.165	100.060	100.877	101.550
15-19	95.296	97.225	99.191	100.993	102.492	103.691	104.513	104.868	104.871	104.901	105.244
20-24	94.846	96.029	97.842	100.017	102.314	104.515	106.831	109.199	111.402	113.279	114.810
25-29	94.439	94.192	93.708	93.331	93.388	94.103	95.456	97.457	99.847	102.383	104.827
30-34	92.416	92.665	92.906	92.973	92.921	92.595	92.388	91.952	91.630	91.744	92.500
35-39	86.500	87.519	88.494	89.503	90.339	91.171	91.409	91.643	91.715	91.683	91.369
40-44	77.714	78.859	79.810	80.614	81.328	82.015	82.960	83.870	84.819	85.614	86.399
45-49	67.951	69.653	71.277	72.795	74.165	75.377	76.473	77.385	78.162	78.862	79.528
50-54	54.911	57.475	59.813	61.967	63.999	65.974	67.628	69.207	70.690	72.037	73.223
55-59	40.567	43.033	45.643	48.294	50.844	53.205	55.700	57.977	60.085	62.077	64.011
60-64	32.231	33.820	35.711	37.876	40.271	42.859	45.480	48.259	51.091	53.823	56.352
65-69	24.588	25.416	26.226	27.113	28.188	29.535	31.010	32.760	34.766	36.991	39.398
70-74	17.806	18.478	19.168	19.860	20.538	21.209	21.949	22.678	23.476	24.437	25.633
75+	20.228	21.100	22.000	22.936	23.900	24.903	25.980	27.090	28.225	29.373	30.535
JUMLAH	1.099.710	1.117.784	1.135.628	1.153.321	1.170.785	1.188.289	1.205.800	1.223.198	1.240.600	1.257.912	1.275.182

Tabel II.21.1  
PROYEKSI PENDUDUK  
MENURUT JENIS KELAMIN DAN KELOMPOK UMUR  
TAHUN 2010 - 2020

DEMAK

LAKI-LAKI

KELOMPOK UMUR	2010	2011	2012	2013	2014	2015	2016	2017	2018	2019	2020
(1)	(2)	(3)	(4)	(5)	(6)	(7)	(8)	(9)	(10)	(11)	(12)
0-4	48.848	49.036	49.078	49.008	48.898	48.668	48.283	47.946	47.640	47.384	47.165
5-9	49.792	49.827	49.962	50.244	50.485	50.732	50.927	50.985	50.922	50.840	50.613
10-14	51.897	52.082	51.997	51.716	51.468	51.417	51.447	51.600	51.897	52.174	52.438
15-19	51.096	52.085	53.054	53.885	54.499	54.923	55.129	55.071	54.796	54.574	54.543
20-24	47.388	47.957	48.863	49.977	51.132	52.227	53.338	54.449	55.412	56.169	56.709
25-29	42.917	42.672	42.379	42.159	42.181	42.482	43.096	44.034	45.162	46.353	47.479
30-34	40.680	40.491	40.291	40.020	39.770	39.485	39.289	39.061	38.897	38.969	39.290
35-39	38.572	38.869	39.133	39.395	39.516	39.633	39.457	39.280	39.031	38.816	38.552
40-44	37.903	38.316	38.640	38.893	39.097	39.287	39.588	39.867	40.141	40.286	40.414
45-49	33.327	33.894	34.457	34.997	35.486	35.916	36.308	36.629	36.878	37.094	37.284
50-54	27.414	28.331	29.133	29.854	30.533	31.214	31.752	32.297	32.817	33.301	33.720
55-59	19.151	20.242	21.282	22.259	23.161	23.989	24.801	25.522	26.170	26.791	27.403
60-64	13.202	13.901	14.780	15.772	16.785	17.756	18.780	19.765	20.690	21.553	22.341
65-69	9.413	9.688	9.935	10.224	10.638	11.238	11.847	12.616	13.478	14.362	15.211
70-74	6.580	6.813	7.061	7.313	7.545	7.756	7.997	8.218	8.473	8.839	9.355
75+	5.842	6.093	6.345	6.603	6.874	7.151	7.449	7.762	8.077	8.390	8.698
JUMLAH	524.022	530.297	536.390	542.319	548.068	553.874	559.488	565.102	570.481	575.895	581.215

Tabel II.21.2  
PROYEKSI PENDUDUK  
MENURUT JENIS KELAMIN DAN KELOMPOK UMUR  
TAHUN 2010 - 2020

DEMAK											PEREMPUAN
KELOMPOK UMUR	2010	2011	2012	2013	2014	2015	2016	2017	2018	2019	2020
(1)	(2)	(3)	(4)	(5)	(6)	(7)	(8)	(9)	(10)	(11)	(12)
0-4	46.500	46.680	46.662	46.624	46.557	46.472	46.108	45.788	45.512	45.265	45.044
5-9	46.891	46.931	47.081	47.271	47.425	47.444	47.623	47.626	47.610	47.549	47.474
10-14	49.458	49.621	49.587	49.414	49.239	49.184	49.225	49.400	49.619	49.787	49.817
15-19	51.445	52.084	52.762	53.404	53.940	54.350	54.562	54.574	54.425	54.267	54.243
20-24	47.824	48.030	48.513	49.150	49.858	50.529	51.266	52.066	52.830	53.484	54.006
25-29	44.241	43.886	43.362	42.881	42.565	42.575	42.833	43.359	44.029	44.760	45.458
30-34	43.215	43.271	43.326	43.307	43.172	42.841	42.519	42.048	41.615	41.342	41.375
35-39	41.066	41.363	41.643	41.959	42.264	42.575	42.629	42.701	42.696	42.578	42.257
40-44	39.290	39.679	39.955	40.161	40.333	40.497	40.786	41.078	41.403	41.713	42.028
45-49	34.020	34.843	35.579	36.233	36.790	37.251	37.619	37.893	38.100	38.274	38.434
50-54	26.448	27.805	29.034	30.156	31.191	32.165	32.951	33.663	34.295	34.833	35.277
55-59	18.415	19.437	20.623	21.891	23.132	24.265	25.509	26.645	27.683	28.639	29.539
60-64	14.511	15.053	15.660	16.380	17.260	18.334	19.361	20.552	21.827	23.069	24.204
65-69	11.665	12.008	12.355	12.723	13.122	13.558	14.083	14.672	15.370	16.215	17.235
70-74	8.930	9.214	9.491	9.765	10.044	10.336	10.650	10.975	11.318	11.686	12.091
75+	9.754	10.105	10.475	10.857	11.249	11.655	12.086	12.533	12.983	13.449	13.923
<b>JUMLAH</b>	<b>533.673</b>	<b>540.010</b>	<b>546.108</b>	<b>552.176</b>	<b>558.141</b>	<b>564.031</b>	<b>569.810</b>	<b>575.573</b>	<b>581.315</b>	<b>586.910</b>	<b>592.405</b>

Tabel II.21.3  
 PROYEKSI PENDUDUK  
 MENURUT JENIS KELAMIN DAN KELOMPOK UMUR  
 TAHUN 2010 - 2020

DEMAK											LAKI-LAKI + PEREMPUAN
KELOMPOK UMUR	2010	2011	2012	2013	2014	2015	2016	2017	2018	2019	2020
(1)	(2)	(3)	(4)	(5)	(6)	(7)	(8)	(9)	(10)	(11)	(12)
0-4	95.348	95.716	95.740	95.632	95.455	95.140	94.391	93.734	93.152	92.649	92.209
5-9	96.683	96.758	97.043	97.515	97.910	98.176	98.550	98.611	98.532	98.389	98.087
10-14	101.355	101.703	101.584	101.130	100.707	100.601	100.672	101.000	101.516	101.961	102.255
15-19	102.541	104.169	105.816	107.289	108.439	109.273	109.691	109.645	109.221	108.841	108.786
20-24	95.212	95.987	97.376	99.127	100.990	102.756	104.604	106.515	108.242	109.653	110.715
25-29	87.158	86.558	85.741	85.040	84.746	85.057	85.929	87.393	89.191	91.113	92.937
30-34	83.895	83.762	83.617	83.327	82.942	82.326	81.808	81.109	80.512	80.311	80.665
35-39	79.638	80.232	80.776	81.354	81.780	82.208	82.086	81.981	81.727	81.394	80.809
40-44	77.193	77.995	78.595	79.054	79.430	79.784	80.374	80.945	81.544	81.999	82.442
45-49	67.347	68.737	70.036	71.230	72.276	73.167	73.927	74.522	74.978	75.368	75.718
50-54	53.862	56.136	58.167	60.010	61.724	63.379	64.703	65.960	67.112	68.134	68.997
55-59	37.566	39.679	41.905	44.150	46.293	48.254	50.310	52.167	53.853	55.430	56.942
60-64	27.713	28.954	30.440	32.152	34.045	36.090	38.141	40.317	42.517	44.622	46.545
65-69	21.078	21.696	22.290	22.947	23.760	24.796	25.930	27.288	28.848	30.577	32.446
70-74	15.510	16.027	16.552	17.078	17.589	18.092	18.647	19.193	19.791	20.525	21.446
75+	15.596	16.198	16.820	17.460	18.123	18.806	19.535	20.295	21.060	21.839	22.621
<b>JUMLAH</b>	<b>1.057.695</b>	<b>1.070.307</b>	<b>1.082.498</b>	<b>1.094.495</b>	<b>1.106.209</b>	<b>1.117.905</b>	<b>1.129.298</b>	<b>1.140.675</b>	<b>1.151.796</b>	<b>1.162.805</b>	<b>1.173.620</b>

Tabel II.22.1  
 PROYEKSI PENDUDUK  
 MENURUT JENIS KELAMIN DAN KELOMPOK UMUR  
 TAHUN 2010 - 2020

SEMARANG

LAKI-LAKI

KELOMPOK UMUR	2010	2011	2012	2013	2014	2015	2016	2017	2018	2019	2020
(1)	(2)	(3)	(4)	(5)	(6)	(7)	(8)	(9)	(10)	(11)	(12)
0-4	40.730	40.980	41.079	41.095	41.076	40.945	40.687	40.466	40.272	40.112	39.978
5-9	39.347	39.463	39.633	39.931	40.192	40.451	40.673	40.782	40.796	40.788	40.660
10-14	39.060	39.288	39.288	39.148	39.026	39.047	39.136	39.312	39.600	39.868	40.122
15-19	37.826	38.645	39.428	40.118	40.644	41.025	41.248	41.268	41.125	41.017	41.047
20-24	36.666	37.189	37.952	38.889	39.857	40.772	41.710	42.645	43.465	44.122	44.606
25-29	37.443	37.314	37.116	36.992	37.075	37.398	38.001	38.886	39.947	41.059	42.113
30-34	37.097	37.007	36.883	36.704	36.537	36.330	36.213	36.055	35.960	36.079	36.423
35-39	35.390	35.744	36.043	36.352	36.527	36.692	36.588	36.481	36.307	36.158	35.959
40-44	34.084	34.531	34.880	35.173	35.419	35.646	35.979	36.288	36.595	36.779	36.944
45-49	30.781	31.375	31.946	32.508	33.019	33.471	33.893	34.245	34.531	34.783	35.007
50-54	26.807	27.763	28.595	29.358	30.076	30.796	31.380	31.967	32.533	33.058	33.518
55-59	20.501	21.717	22.871	23.964	24.976	25.912	26.833	27.655	28.402	29.115	29.823
60-64	13.092	13.817	14.714	15.730	16.769	17.767	18.823	19.840	20.802	21.700	22.524
65-69	10.274	10.598	10.886	11.222	11.698	12.375	13.069	13.937	14.913	15.916	16.878
70-74	8.309	8.622	8.953	9.287	9.599	9.884	10.207	10.503	10.848	11.331	12.010
75+	10.789	11.267	11.755	12.252	12.769	13.310	13.884	14.490	15.106	15.712	16.308
JUMLAH	458.196	465.320	472.022	478.723	485.259	491.821	498.324	504.820	511.202	517.597	523.920

Tabel II.22.2  
 PROYEKSI PENDUDUK  
 MENURUT JENIS KELAMIN DAN KELOMPOK UMUR  
 TAHUN 2010 - 2020

SEMARANG											PEREMPUAN
KELOMPOK UMUR	2010	2011	2012	2013	2014	2015	2016	2017	2018	2019	2020
(1)	(2)	(3)	(4)	(5)	(6)	(7)	(8)	(9)	(10)	(11)	(12)
0-4	38.630	38.829	38.886	38.915	38.919	38.900	38.656	38.442	38.258	38.111	37.984
5-9	37.135	37.215	37.402	37.609	37.793	37.857	38.060	38.117	38.154	38.164	38.162
10-14	37.048	37.217	37.261	37.186	37.116	37.124	37.211	37.396	37.612	37.799	37.879
15-19	39.792	40.346	40.950	41.515	42.004	42.377	42.606	42.675	42.616	42.557	42.603
20-24	42.170	42.431	42.959	43.613	44.340	45.019	45.762	46.556	47.315	47.978	48.519
25-29	40.508	40.238	39.836	39.458	39.241	39.306	39.612	40.168	40.848	41.603	42.324
30-34	38.269	38.373	38.495	38.540	38.486	38.242	38.005	37.639	37.300	37.105	37.190
35-39	36.463	36.774	37.092	37.431	37.767	38.096	38.209	38.332	38.385	38.336	38.107
40-44	35.206	35.604	35.915	36.156	36.370	36.567	36.884	37.200	37.546	37.886	38.230
45-49	31.708	32.519	33.267	33.926	34.505	34.983	35.381	35.693	35.937	36.154	36.363
50-54	26.418	27.807	29.085	30.250	31.339	32.355	33.192	33.956	34.641	35.242	35.743
55-59	19.544	20.656	21.956	23.344	24.712	25.953	27.328	28.588	29.745	30.824	31.838
60-64	14.054	14.596	15.209	15.928	16.809	17.879	18.909	20.104	21.383	22.639	23.792
65-69	11.972	12.339	12.720	13.122	13.550	14.013	14.568	15.192	15.924	16.818	17.907
70-74	10.354	10.697	11.034	11.370	11.714	12.066	12.454	12.854	13.274	13.723	14.206
75+	15.235	15.813	16.408	17.029	17.673	18.329	19.037	19.757	20.489	21.250	22.028
JUMLAH	474.506	481.454	488.475	495.392	502.338	509.066	515.874	522.669	529.427	536.189	542.875



Tabel II.22.3  
PROYEKSI PENDUDUK  
MENURUT JENIS KELAMIN DAN KELOMPOK UMUR  
TAHUN 2010 - 2020

SEMARANG

LAKI-LAKI + PEREMPUAN

KELOMPOK UMUR	2010	2011	2012	2013	2014	2015	2016	2017	2018	2019	2020
(1)	(2)	(3)	(4)	(5)	(6)	(7)	(8)	(9)	(10)	(11)	(12)
0-4	79.360	79.809	79.965	80.010	79.995	79.845	79.343	78.908	78.530	78.223	77.962
5-9	76.482	76.678	77.035	77.540	77.985	78.308	78.733	78.899	78.950	78.952	78.822
10-14	76.108	76.505	76.549	76.334	76.142	76.171	76.347	76.708	77.212	77.667	78.001
15-19	77.618	78.991	80.378	81.633	82.648	83.402	83.854	83.943	83.741	83.574	83.650
20-24	78.836	79.620	80.911	82.502	84.197	85.791	87.472	89.201	90.780	92.100	93.125
25-29	77.951	77.552	76.952	76.450	76.316	76.704	77.613	79.054	80.795	82.662	84.437
30-34	75.366	75.380	75.378	75.244	75.023	74.572	74.218	73.694	73.260	73.184	73.613
35-39	71.853	72.518	73.135	73.783	74.294	74.788	74.797	74.813	74.692	74.494	74.066
40-44	69.290	70.135	70.795	71.329	71.789	72.213	72.863	73.488	74.141	74.665	75.174
45-49	62.489	63.894	65.213	66.434	67.524	68.454	69.274	69.938	70.468	70.937	71.370
50-54	53.225	55.570	57.680	59.608	61.415	63.151	64.572	65.923	67.174	68.300	69.261
55-59	40.045	42.373	44.827	47.308	49.688	51.865	54.161	56.243	58.147	59.939	61.661
60-64	27.146	28.413	29.923	31.658	33.578	35.646	37.732	39.944	42.185	44.339	46.316
65-69	22.246	22.937	23.606	24.344	25.248	26.388	27.637	29.129	30.837	32.734	34.785
70-74	18.663	19.319	19.987	20.657	21.313	21.950	22.661	23.357	24.122	25.054	26.216
75+	26.024	27.080	28.163	29.281	30.442	31.639	32.921	34.247	35.595	36.962	38.336
JUMLAH	932.702	946.774	960.497	974.115	987.597	1.000.887	1.014.198	1.027.489	1.040.629	1.053.786	1.066.795

Tabel II.23.1  
 PROYEKSI PENDUDUK  
 MENURUT JENIS KELAMIN DAN KELOMPOK UMUR  
 TAHUN 2010 - 2020

TEMANGGUNG

LAKI-LAKI

KELOMPOK UMUR	2010	2011	2012	2013	2014	2015	2016	2017	2018	2019	2020
(1)	(2)	(3)	(4)	(5)	(6)	(7)	(8)	(9)	(10)	(11)	(12)
0-4	31.572	31.588	31.513	31.375	31.217	30.968	30.636	30.322	30.049	29.789	29.561
5-9	30.550	30.470	30.454	30.535	30.596	30.643	30.675	30.609	30.489	30.340	30.114
10-14	29.966	29.973	29.829	29.579	29.353	29.227	29.163	29.153	29.243	29.301	29.362
15-19	27.729	28.171	28.603	28.965	29.211	29.343	29.371	29.243	29.019	28.805	28.703
20-24	26.036	26.260	26.672	27.199	27.749	28.248	28.769	29.271	29.709	30.016	30.216
25-29	25.178	24.950	24.700	24.499	24.442	24.537	24.823	25.277	25.855	26.450	27.012
30-34	27.251	27.033	26.814	26.555	26.315	26.039	25.839	25.604	25.427	25.391	25.524
35-39	28.384	28.507	28.609	28.716	28.722	28.712	28.504	28.283	28.029	27.783	27.511
40-44	28.034	28.244	28.394	28.494	28.562	28.607	28.745	28.852	28.973	28.981	28.986
45-49	25.796	26.147	26.497	26.833	27.130	27.368	27.590	27.742	27.856	27.927	27.986
50-54	22.434	23.106	23.685	24.199	24.678	25.147	25.509	25.861	26.208	26.506	26.759
55-59	17.827	18.780	19.682	20.523	21.294	21.983	22.663	23.245	23.771	24.256	24.737
60-64	11.206	11.760	12.464	13.261	14.072	14.838	15.649	16.415	17.137	17.794	18.391
65-69	8.886	9.116	9.318	9.562	9.921	10.444	10.980	11.654	12.415	13.189	13.927
70-74	6.931	7.152	7.390	7.630	7.851	8.043	8.270	8.469	8.710	9.055	9.556
75+	8.027	8.331	8.648	8.978	9.312	9.657	10.034	10.419	10.814	11.199	11.572
JUMLAH	355.807	359.588	363.272	366.903	370.425	373.804	377.220	380.419	383.704	386.782	389.917

Tabel II.23.2  
 PROYEKSI PENDUDUK  
 MENURUT JENIS KELAMIN DAN KELOMPOK UMUR  
 TAHUN 2010 - 2020

TEMANGGUNG											PEREMPUAN
KELOMPOK UMUR	2010	2011	2012	2013	2014	2015	2016	2017	2018	2019	2020
(1)	(2)	(3)	(4)	(5)	(6)	(7)	(8)	(9)	(10)	(11)	(12)
0-4	29.893	29.902	29.794	29.675	29.530	29.394	29.068	28.788	28.517	28.290	28.064
5-9	29.479	29.397	29.396	29.422	29.417	29.351	29.362	29.284	29.175	29.064	28.925
10-14	28.693	28.685	28.571	28.382	28.186	28.077	28.006	28.029	28.057	28.082	28.009
15-19	26.652	26.882	27.140	27.382	27.563	27.694	27.707	27.638	27.473	27.326	27.227
20-24	24.347	24.359	24.512	24.745	25.007	25.268	25.543	25.865	26.153	26.409	26.579
25-29	25.438	25.144	24.761	24.408	24.145	24.079	24.139	24.370	24.661	25.003	25.310
30-34	28.131	28.070	28.015	27.918	27.739	27.449	27.148	26.772	26.409	26.163	26.099
35-39	28.275	28.379	28.476	28.603	28.718	28.853	28.800	28.775	28.682	28.530	28.225
40-44	29.220	29.405	29.511	29.570	29.599	29.635	29.749	29.879	30.015	30.162	30.293
45-49	26.270	26.811	27.287	27.700	28.032	28.303	28.488	28.616	28.678	28.733	28.763
50-54	21.828	22.865	23.794	24.636	25.396	26.114	26.659	27.163	27.580	27.942	28.208
55-59	16.512	17.365	18.366	19.443	20.480	21.428	22.458	23.402	24.238	25.015	25.723
60-64	11.386	11.762	12.187	12.695	13.327	14.120	14.860	15.738	16.667	17.581	18.393
65-69	9.713	9.962	10.219	10.489	10.776	11.090	11.470	11.900	12.411	13.047	13.826
70-74	7.651	7.864	8.069	8.271	8.476	8.697	8.932	9.184	9.438	9.711	9.992
75+	10.618	10.962	11.318	11.685	12.065	12.469	12.877	13.306	13.736	14.178	14.635
JUMLAH	354.106	357.814	361.416	365.024	368.456	372.021	375.266	378.709	381.890	385.236	388.271

Tabel II.23.3  
 PROYEKSI PENDUDUK  
 MENURUT JENIS KELAMIN DAN KELOMPOK UMUR  
 TAHUN 2010 - 2020

TEMANGGUNG

LAKI-LAKI + PEREMPUAN

KELOMPOK UMUR	2010	2011	2012	2013	2014	2015	2016	2017	2018	2019	2020
(1)	(2)	(3)	(4)	(5)	(6)	(7)	(8)	(9)	(10)	(11)	(12)
0-4	61.465	61.490	61.307	61.050	60.747	60.362	59.704	59.110	58.566	58.079	57.625
5-9	60.029	59.867	59.850	59.957	60.013	59.994	60.037	59.893	59.664	59.404	59.039
10-14	58.659	58.658	58.400	57.961	57.539	57.304	57.169	57.182	57.300	57.383	57.371
15-19	54.381	55.053	55.743	56.347	56.774	57.037	57.078	56.881	56.492	56.131	55.930
20-24	50.383	50.619	51.184	51.944	52.756	53.516	54.312	55.136	55.862	56.425	56.795
25-29	50.616	50.094	49.461	48.907	48.587	48.616	48.962	49.647	50.516	51.453	52.322
30-34	55.382	55.103	54.829	54.473	54.054	53.488	52.987	52.376	51.836	51.554	51.623
35-39	56.659	56.886	57.085	57.319	57.440	57.565	57.304	57.058	56.711	56.313	55.736
40-44	57.254	57.649	57.905	58.064	58.161	58.242	58.494	58.731	58.988	59.143	59.279
45-49	52.066	52.958	53.784	54.533	55.162	55.671	56.078	56.358	56.534	56.660	56.749
50-54	44.262	45.971	47.479	48.835	50.074	51.261	52.168	53.024	53.788	54.448	54.967
55-59	34.339	36.145	38.048	39.966	41.774	43.411	45.121	46.647	48.009	49.271	50.460
60-64	22.592	23.522	24.651	25.956	27.399	28.958	30.509	32.153	33.804	35.375	36.784
65-69	18.599	19.078	19.537	20.051	20.697	21.534	22.450	23.554	24.826	26.236	27.753
70-74	14.582	15.016	15.459	15.901	16.327	16.740	17.202	17.653	18.148	18.766	19.548
75+	18.645	19.293	19.966	20.663	21.377	22.126	22.911	23.725	24.550	25.377	26.207
JUMLAH	709.913	717.402	724.688	731.927	738.881	745.825	752.486	759.128	765.594	772.018	778.188

Tabel II.24.1  
 PROYEKSI PENDUDUK  
 MENURUT JENIS KELAMIN DAN KELOMPOK UMUR  
 TAHUN 2010 - 2020

KENDAL

LAKI-LAKI

KELOMPOK UMUR	2010	2011	2012	2013	2014	2015	2016	2017	2018	2019	2020
(1)	(2)	(3)	(4)	(5)	(6)	(7)	(8)	(9)	(10)	(11)	(12)
0-4	39.814	39.823	39.723	39.537	39.323	39.006	38.569	38.176	37.810	37.482	37.182
5-9	39.620	39.505	39.479	39.572	39.636	39.695	39.715	39.632	39.456	39.261	38.953
10-14	40.624	40.622	40.422	40.072	39.752	39.577	39.472	39.461	39.559	39.638	39.703
15-19	40.995	41.638	42.272	42.792	43.141	43.331	43.351	43.165	42.811	42.495	42.327
20-24	38.706	39.030	39.634	40.405	41.207	41.947	42.698	43.447	44.071	44.525	44.802
25-29	36.475	36.136	35.767	35.467	35.371	35.505	35.899	36.558	37.376	38.235	39.032
30-34	36.409	36.110	35.811	35.454	35.120	34.751	34.464	34.152	33.899	33.850	34.013
35-39	33.326	33.463	33.577	33.692	33.686	33.673	33.411	33.155	32.837	32.550	32.218
40-44	34.491	34.740	34.918	35.031	35.102	35.155	35.306	35.440	35.569	35.579	35.570
45-49	32.256	32.686	33.119	33.528	33.888	34.184	34.441	34.633	34.756	34.844	34.903
50-54	27.721	28.543	29.255	29.879	30.462	31.037	31.468	31.904	32.313	32.681	32.979
55-59	20.174	21.246	22.264	23.209	24.072	24.850	25.604	26.264	26.845	27.389	27.922
60-64	12.245	12.845	13.613	14.480	15.359	16.194	17.071	17.906	18.683	19.400	20.042
65-69	9.537	9.781	9.995	10.252	10.636	11.197	11.764	12.485	13.297	14.123	14.908
70-74	7.485	7.722	7.977	8.234	8.470	8.677	8.915	9.132	9.386	9.758	10.293
75+	7.397	7.687	7.974	8.270	8.577	8.896	9.234	9.592	9.950	10.303	10.641
JUMLAH	457.275	461.577	465.800	469.874	473.802	477.675	481.382	485.102	488.618	492.113	495.488

Tabel II.24.2  
 PROYEKSI PENDUDUK  
 MENURUT JENIS KELAMIN DAN KELOMPOK UMUR  
 TAHUN 2010 - 2020

KENDAL	PEREMPUAN										
KELOMPOK UMUR	2010	2011	2012	2013	2014	2015	2016	2017	2018	2019	2020
(1)	(2)	(3)	(4)	(5)	(6)	(7)	(8)	(9)	(10)	(11)	(12)
0-4	37.966	37.967	37.819	37.647	37.459	37.261	36.841	36.457	36.109	35.793	35.505
5-9	37.716	37.603	37.590	37.600	37.590	37.476	37.487	37.358	37.214	37.043	36.864
10-14	38.984	38.963	38.797	38.516	38.246	38.072	37.967	37.970	38.006	38.008	37.909
15-19	38.269	38.585	38.940	39.260	39.515	39.674	39.690	39.562	39.320	39.076	38.933
20-24	33.614	33.608	33.803	34.088	34.434	34.753	35.115	35.523	35.908	36.228	36.462
25-29	34.413	34.002	33.470	32.963	32.595	32.476	32.546	32.822	33.190	33.612	34.012
30-34	34.364	34.287	34.223	34.092	33.873	33.497	33.123	32.633	32.172	31.836	31.745
35-39	32.870	32.978	33.084	33.212	33.345	33.476	33.412	33.358	33.249	33.044	32.691
40-44	34.613	34.822	34.937	34.987	35.014	35.032	35.162	35.289	35.445	35.592	35.748
45-49	31.989	32.642	33.214	33.699	34.099	34.404	34.626	34.756	34.824	34.863	34.896
50-54	26.380	27.632	28.752	29.756	30.674	31.522	32.179	32.763	33.263	33.672	33.990
55-59	18.639	19.599	20.723	21.924	23.092	24.143	25.303	26.344	27.281	28.137	28.931
60-64	13.273	13.718	14.218	14.812	15.553	16.464	17.325	18.332	19.403	20.438	21.374
65-69	11.365	11.653	11.951	12.263	12.598	12.967	13.419	13.928	14.531	15.275	16.184
70-74	9.718	9.988	10.251	10.508	10.769	11.042	11.340	11.647	11.968	12.316	12.694
75+	10.537	10.870	11.226	11.590	11.969	12.349	12.765	13.180	13.605	14.040	14.491
JUMLAH	444.710	448.917	452.998	456.917	460.825	464.608	468.300	471.922	475.488	478.973	482.429

Tabel II.24.3  
 PROYEKSI PENDUDUK  
 MENURUT JENIS KELAMIN DAN KELOMPOK UMUR  
 TAHUN 2010 - 2020

KENDAL

LAKI-LAKI + PEREMPUAN

KELOMPOK UMUR	2010	2011	2012	2013	2014	2015	2016	2017	2018	2019	2020
(1)	(2)	(3)	(4)	(5)	(6)	(7)	(8)	(9)	(10)	(11)	(12)
0-4	77.780	77.790	77.542	77.184	76.782	76.267	75.410	74.633	73.919	73.275	72.687
5-9	77.336	77.108	77.069	77.172	77.226	77.171	77.202	76.990	76.670	76.304	75.817
10-14	79.608	79.585	79.219	78.588	77.998	77.649	77.439	77.431	77.565	77.646	77.612
15-19	79.264	80.223	81.212	82.052	82.656	83.005	83.041	82.727	82.131	81.571	81.260
20-24	72.320	72.638	73.437	74.493	75.641	76.700	77.813	78.970	79.979	80.753	81.264
25-29	70.888	70.138	69.237	68.430	67.966	67.981	68.445	69.380	70.566	71.847	73.044
30-34	70.773	70.397	70.034	69.546	68.993	68.248	67.587	66.785	66.071	65.686	65.758
35-39	66.196	66.441	66.661	66.904	67.031	67.149	66.823	66.513	66.086	65.594	64.909
40-44	69.104	69.562	69.855	70.018	70.116	70.187	70.468	70.729	71.014	71.171	71.318
45-49	64.245	65.328	66.333	67.227	67.987	68.588	69.067	69.389	69.580	69.707	69.799
50-54	54.101	56.175	58.007	59.635	61.136	62.559	63.647	64.667	65.576	66.353	66.969
55-59	38.813	40.845	42.987	45.133	47.164	48.993	50.907	52.608	54.126	55.526	56.853
60-64	25.518	26.563	27.831	29.292	30.912	32.658	34.396	36.238	38.086	39.838	41.416
65-69	20.902	21.434	21.946	22.515	23.234	24.164	25.183	26.413	27.828	29.398	31.092
70-74	17.203	17.710	18.228	18.742	19.239	19.719	20.255	20.779	21.354	22.074	22.987
75+	17.934	18.557	19.200	19.860	20.546	21.245	21.999	22.772	23.555	24.343	25.132
JUMLAH	901.985	910.494	918.798	926.791	934.627	942.283	949.682	957.024	964.106	971.086	977.917

Tabel II.25.1  
PROYEKSI PENDUDUK  
MENURUT JENIS KELAMIN DAN KELOMPOK UMUR  
TAHUN 2010 - 2020

BATANG

LAKI-LAKI

KELOMPOK UMUR	2010	2011	2012	2013	2014	2015	2016	2017	2018	2019	2020
(1)	(2)	(3)	(4)	(5)	(6)	(7)	(8)	(9)	(10)	(11)	(12)
0-4	31.688	31.735	31.688	31.568	31.425	31.197	30.880	30.583	30.316	30.085	29.872
5-9	30.940	30.888	30.899	30.999	31.078	31.149	31.198	31.150	31.038	30.917	30.705
10-14	32.751	32.790	32.661	32.408	32.177	32.063	32.011	32.019	32.128	32.224	32.309
15-19	32.061	32.604	33.134	33.572	33.877	34.052	34.105	33.976	33.727	33.512	33.414
20-24	30.508	30.802	31.311	31.949	32.611	33.223	33.856	34.467	34.993	35.392	35.644
25-29	28.366	28.135	27.878	27.667	27.620	27.745	28.083	28.616	29.280	29.984	30.639
30-34	27.171	26.979	26.784	26.540	26.315	26.058	25.873	25.652	25.484	25.474	25.619
35-39	26.350	26.490	26.608	26.722	26.744	26.753	26.575	26.385	26.156	25.952	25.713
40-44	25.825	26.043	26.204	26.312	26.390	26.449	26.593	26.707	26.828	26.863	26.883
45-49	24.484	24.841	25.196	25.530	25.828	26.072	26.300	26.459	26.576	26.671	26.744
50-54	19.478	20.079	20.602	21.061	21.490	21.913	22.241	22.563	22.871	23.156	23.389
55-59	15.485	16.328	17.128	17.872	18.553	19.167	19.771	20.292	20.757	21.200	21.633
60-64	10.502	11.031	11.703	12.459	13.228	13.957	14.730	15.459	16.144	16.780	17.352
65-69	7.911	8.123	8.310	8.531	8.859	9.333	9.816	10.424	11.111	11.814	12.482
70-74	5.122	5.291	5.471	5.652	5.819	5.968	6.138	6.290	6.469	6.733	7.109
75+	4.940	5.138	5.336	5.542	5.752	5.972	6.205	6.450	6.696	6.940	7.176
JUMLAH	353.582	357.297	360.913	364.384	367.766	371.071	374.375	377.492	380.574	383.697	386.683



Tabel II.25.2  
 PROYEKSI PENDUDUK  
 MENURUT JENIS KELAMIN DAN KELOMPOK UMUR  
 TAHUN 2010 - 2020

BATANG											PEREMPUAN
KELOMPOK UMUR	2010	2011	2012	2013	2014	2015	2016	2017	2018	2019	2020
(1)	(2)	(3)	(4)	(5)	(6)	(7)	(8)	(9)	(10)	(11)	(12)
0-4	29.949	29.993	29.907	29.815	29.708	29.575	29.277	29.000	28.750	28.519	28.318
5-9	30.048	30.003	30.026	30.078	30.110	30.046	30.091	30.016	29.929	29.815	29.698
10-14	31.307	31.335	31.235	31.054	30.880	30.764	30.716	30.750	30.806	30.833	30.780
15-19	30.759	31.062	31.383	31.690	31.939	32.097	32.147	32.074	31.907	31.735	31.647
20-24	30.048	30.104	30.327	30.650	31.024	31.356	31.733	32.146	32.535	32.850	33.097
25-29	29.087	28.788	28.372	27.992	27.725	27.658	27.760	28.032	28.389	28.786	29.167
30-34	27.648	27.624	27.592	27.521	27.380	27.098	26.827	26.462	26.119	25.874	25.837
35-39	26.739	26.870	26.985	27.128	27.268	27.400	27.374	27.355	27.288	27.142	26.877
40-44	26.862	27.066	27.185	27.263	27.321	27.362	27.493	27.619	27.767	27.904	28.049
45-49	24.211	24.743	25.204	25.607	25.945	26.203	26.398	26.524	26.601	26.651	26.702
50-54	19.161	20.096	20.926	21.682	22.378	23.013	23.519	23.964	24.353	24.673	24.932
55-59	14.465	15.233	16.122	17.080	18.012	18.847	19.773	20.606	21.359	22.044	22.686
60-64	11.226	11.617	12.051	12.571	13.218	14.004	14.754	15.625	16.556	17.454	18.274
65-69	9.063	9.306	9.555	9.817	10.097	10.399	10.770	11.184	11.677	12.280	13.024
70-74	6.454	6.641	6.823	7.002	7.186	7.373	7.582	7.794	8.018	8.256	8.516
75+	7.479	7.728	7.990	8.257	8.540	8.824	9.131	9.436	9.749	10.070	10.402
JUMLAH	354.506	358.209	361.683	365.207	368.731	372.019	375.345	378.587	381.803	384.886	388.006

Tabel II.25.3  
PROYEKSI PENDUDUK  
MENURUT JENIS KELAMIN DAN KELOMPOK UMUR  
TAHUN 2010 - 2020

BATANG											LAKI-LAKI + PEREMPUAN
KELOMPOK UMUR	2010	2011	2012	2013	2014	2015	2016	2017	2018	2019	2020
(1)	(2)	(3)	(4)	(5)	(6)	(7)	(8)	(9)	(10)	(11)	(12)
0-4	61.637	61.728	61.595	61.383	61.133	60.772	60.157	59.583	59.066	58.604	58.190
5-9	60.988	60.891	60.925	61.077	61.188	61.195	61.289	61.166	60.967	60.732	60.403
10-14	64.058	64.125	63.896	63.462	63.057	62.827	62.727	62.769	62.934	63.057	63.089
15-19	62.820	63.666	64.517	65.262	65.816	66.149	66.252	66.050	65.634	65.247	65.061
20-24	60.556	60.906	61.638	62.599	63.635	64.579	65.589	66.613	67.528	68.242	68.741
25-29	57.453	56.923	56.250	55.659	55.345	55.403	55.843	56.648	57.669	58.770	59.806
30-34	54.819	54.603	54.376	54.061	53.695	53.156	52.700	52.114	51.603	51.348	51.456
35-39	53.089	53.360	53.593	53.850	54.012	54.153	53.949	53.740	53.444	53.094	52.590
40-44	52.687	53.109	53.389	53.575	53.711	53.811	54.086	54.326	54.595	54.767	54.932
45-49	48.695	49.584	50.400	51.137	51.773	52.275	52.698	52.983	53.177	53.322	53.446
50-54	38.639	40.175	41.528	42.743	43.868	44.926	45.760	46.527	47.224	47.829	48.321
55-59	29.950	31.561	33.250	34.952	36.565	38.014	39.544	40.898	42.116	43.244	44.319
60-64	21.728	22.648	23.754	25.030	26.446	27.961	29.484	31.084	32.700	34.234	35.626
65-69	16.974	17.429	17.865	18.348	18.956	19.732	20.586	21.608	22.788	24.094	25.506
70-74	11.576	11.932	12.294	12.654	13.005	13.341	13.720	14.084	14.487	14.989	15.625
75+	12.419	12.866	13.326	13.799	14.292	14.796	15.336	15.886	16.445	17.010	17.578
JUMLAH	708.088	715.506	722.596	729.591	736.497	743.090	749.720	756.079	762.377	768.583	774.689

Tabel II.26.1  
PROYEKSI PENDUDUK  
MENURUT JENIS KELAMIN DAN KELOMPOK UMUR  
TAHUN 2010 - 2020

PEKALONGAN

LAKI-LAKI

KELOMPOK UMUR	2010	2011	2012	2013	2014	2015	2016	2017	2018	2019	2020
(1)	(2)	(3)	(4)	(5)	(6)	(7)	(8)	(9)	(10)	(11)	(12)
0-4	40.399	40.410	40.313	40.116	39.908	39.574	39.132	38.733	38.358	38.023	37.708
5-9	40.621	40.505	40.483	40.570	40.644	40.693	40.716	40.628	40.446	40.243	39.918
10-14	43.222	43.222	43.014	42.633	42.302	42.105	41.992	41.979	42.080	42.161	42.220
15-19	39.613	40.235	40.851	41.348	41.694	41.865	41.886	41.704	41.358	41.050	40.878
20-24	34.345	34.634	35.173	35.852	36.571	37.216	37.884	38.547	39.099	39.497	39.734
25-29	32.587	32.285	31.958	31.683	31.606	31.717	32.067	32.657	33.384	34.150	34.853
30-34	31.907	31.645	31.386	31.068	30.783	30.448	30.199	29.926	29.701	29.655	29.791
35-39	29.978	30.101	30.206	30.304	30.308	30.285	30.051	29.819	29.533	29.270	28.965
40-44	28.936	29.147	29.299	29.389	29.455	29.490	29.618	29.729	29.836	29.841	29.827
45-49	27.246	27.610	27.978	28.319	28.629	28.870	29.089	29.250	29.350	29.423	29.467
50-54	22.058	22.713	23.282	23.775	24.243	24.695	25.037	25.383	25.707	25.998	26.229
55-59	16.187	17.048	17.866	18.621	19.319	19.937	20.544	21.071	21.534	21.970	22.394
60-64	11.169	11.718	12.419	13.208	14.013	14.771	15.570	16.333	17.040	17.692	18.274
65-69	7.986	8.191	8.372	8.586	8.908	9.375	9.851	10.455	11.132	11.825	12.478
70-74	5.599	5.776	5.969	6.159	6.338	6.491	6.669	6.831	7.019	7.298	7.696
75+	5.526	5.737	5.956	6.177	6.409	6.645	6.898	7.162	7.432	7.694	7.946
JUMLAH	417.379	420.977	424.525	427.808	431.130	434.177	437.203	440.207	443.009	445.790	448.378

Tabel II.26.2  
 PROYEKSI PENDUDUK  
 MENURUT JENIS KELAMIN DAN KELOMPOK UMUR  
 TAHUN 2010 - 2020

PEKALONGAN											PEREMPUAN
KELOMPOK UMUR	2010	2011	2012	2013	2014	2015	2016	2017	2018	2019	2020
(1)	(2)	(3)	(4)	(5)	(6)	(7)	(8)	(9)	(10)	(11)	(12)
0-4	38.273	38.279	38.132	37.975	37.783	37.586	37.160	36.772	36.409	36.095	35.796
5-9	38.751	38.640	38.631	38.658	38.645	38.529	38.536	38.407	38.243	38.072	37.879
10-14	41.414	41.397	41.226	40.945	40.654	40.470	40.357	40.361	40.384	40.393	40.275
15-19	38.933	39.267	39.639	39.985	40.242	40.409	40.420	40.289	40.028	39.785	39.629
20-24	35.105	35.127	35.362	35.706	36.094	36.458	36.857	37.303	37.706	38.053	38.288
25-29	34.295	33.894	33.378	32.899	32.541	32.438	32.522	32.814	33.193	33.638	34.047
30-34	33.183	33.106	33.037	32.914	32.696	32.336	31.975	31.511	31.065	30.759	30.675
35-39	30.694	30.801	30.905	31.035	31.152	31.276	31.210	31.157	31.038	30.853	30.515
40-44	29.598	29.779	29.884	29.936	29.958	29.977	30.084	30.194	30.315	30.447	30.570
45-49	27.217	27.777	28.268	28.689	29.028	29.291	29.474	29.587	29.635	29.673	29.693
50-54	21.220	22.227	23.128	23.944	24.679	25.361	25.888	26.358	26.749	27.083	27.333
55-59	15.499	16.301	17.235	18.236	19.200	20.071	21.025	21.888	22.655	23.363	24.010
60-64	12.173	12.582	13.042	13.594	14.276	15.110	15.902	16.823	17.799	18.750	19.602
65-69	9.785	10.033	10.289	10.559	10.852	11.174	11.564	12.005	12.527	13.170	13.950
70-74	7.627	7.841	8.049	8.254	8.459	8.673	8.908	9.149	9.401	9.674	9.974
75+	9.066	9.362	9.666	9.988	10.312	10.650	11.007	11.372	11.736	12.113	12.497
JUMLAH	422.833	426.413	429.871	433.317	436.571	439.809	442.889	445.990	448.883	451.921	454.733

Tabel II.26.3  
PROYEKSI PENDUDUK  
MENURUT JENIS KELAMIN DAN KELOMPOK UMUR  
TAHUN 2010 - 2020

PEKALONGAN

LAKI-LAKI + PEREMPUAN

KELOMPOK UMUR	2010	2011	2012	2013	2014	2015	2016	2017	2018	2019	2020
(1)	(2)	(3)	(4)	(5)	(6)	(7)	(8)	(9)	(10)	(11)	(12)
0-4	78.672	78.689	78.445	78.091	77.691	77.160	76.292	75.505	74.767	74.118	73.504
5-9	79.372	79.145	79.114	79.228	79.289	79.222	79.252	79.035	78.689	78.315	77.797
10-14	84.636	84.619	84.240	83.578	82.956	82.575	82.349	82.340	82.464	82.554	82.495
15-19	78.546	79.502	80.490	81.333	81.936	82.274	82.306	81.993	81.386	80.835	80.507
20-24	69.450	69.761	70.535	71.558	72.665	73.674	74.741	75.850	76.805	77.550	78.022
25-29	66.882	66.179	65.336	64.582	64.147	64.155	64.589	65.471	66.577	67.788	68.900
30-34	65.090	64.751	64.423	63.982	63.479	62.784	62.174	61.437	60.766	60.414	60.466
35-39	60.672	60.902	61.111	61.339	61.460	61.561	61.261	60.976	60.571	60.123	59.480
40-44	58.534	58.926	59.183	59.325	59.413	59.467	59.702	59.923	60.151	60.288	60.397
45-49	54.463	55.387	56.246	57.008	57.657	58.161	58.563	58.837	58.985	59.096	59.160
50-54	43.278	44.940	46.410	47.719	48.922	50.056	50.925	51.741	52.456	53.081	53.562
55-59	31.686	33.349	35.101	36.857	38.519	40.008	41.569	42.959	44.189	45.333	46.404
60-64	23.342	24.300	25.461	26.802	28.289	29.881	31.472	33.156	34.839	36.442	37.876
65-69	17.771	18.224	18.661	19.145	19.760	20.549	21.415	22.460	23.659	24.995	26.428
70-74	13.226	13.617	14.018	14.413	14.797	15.164	15.577	15.980	16.420	16.972	17.670
75+	14.592	15.099	15.622	16.165	16.721	17.295	17.905	18.534	19.168	19.807	20.443
JUMLAH	840.212	847.390	854.396	861.125	867.701	873.986	880.092	886.197	891.892	897.711	903.111

Tabel II.27.1  
PROYEKSI PENDUDUK  
MENURUT JENIS KELAMIN DAN KELOMPOK UMUR  
TAHUN 2010 - 2020

PEMALANG											LAKI-LAKI
KELOMPOK UMUR	2010	2011	2012	2013	2014	2015	2016	2017	2018	2019	2020
(1)	(2)	(3)	(4)	(5)	(6)	(7)	(8)	(9)	(10)	(11)	(12)
0-4	60.156	59.884	59.465	58.921	58.331	57.609	56.704	55.874	55.090	54.363	53.678
5-9	61.814	61.341	61.026	60.896	60.710	60.539	60.293	59.894	59.362	58.798	58.070
10-14	66.527	66.205	65.581	64.723	63.909	63.354	62.896	62.592	62.469	62.306	62.123
15-19	58.090	58.720	59.344	59.807	60.016	60.018	59.772	59.246	58.496	57.799	57.307
20-24	47.348	47.515	48.034	48.749	49.485	50.157	50.823	51.479	51.986	52.281	52.364
25-29	45.835	45.191	44.530	43.958	43.636	43.612	43.894	44.501	45.292	46.118	46.863
30-34	46.731	46.124	45.538	44.883	44.253	43.598	43.042	42.459	41.956	41.703	41.711
35-39	43.940	43.908	43.860	43.813	43.603	43.396	42.865	42.343	41.751	41.193	40.587
40-44	43.674	43.780	43.806	43.751	43.636	43.513	43.502	43.469	43.431	43.244	43.036
45-49	39.856	40.195	40.543	40.863	41.108	41.287	41.410	41.452	41.413	41.327	41.208
50-54	32.834	33.645	34.328	34.907	35.420	35.934	36.267	36.603	36.907	37.155	37.321
55-59	26.120	27.376	28.558	29.638	30.597	31.449	32.256	32.939	33.515	34.037	34.542
60-64	19.533	20.396	21.516	22.784	24.056	25.255	26.499	27.673	28.746	29.707	30.551
65-69	13.537	13.817	14.058	14.355	14.822	15.537	16.250	17.168	18.201	19.244	20.219
70-74	9.763	10.024	10.309	10.593	10.845	11.063	11.316	11.540	11.806	12.218	12.828
75+	9.869	10.199	10.534	10.881	11.235	11.597	11.982	12.388	12.798	13.189	13.563
JUMLAH	625.627	628.320	631.030	633.522	635.662	637.918	639.771	641.620	643.219	644.682	645.971

Tabel II.27.2  
 PROYEKSI PENDUDUK  
 MENURUT JENIS KELAMIN DAN KELOMPOK UMUR  
 TAHUN 2010 - 2020

PEMALANG											PEREMPUAN
KELOMPOK UMUR	2010	2011	2012	2013	2014	2015	2016	2017	2018	2019	2020
(1)	(2)	(3)	(4)	(5)	(6)	(7)	(8)	(9)	(10)	(11)	(12)
0-4	57.399	57.160	56.696	56.203	55.686	55.142	54.289	53.469	52.717	52.006	51.355
5-9	59.064	58.641	58.372	58.145	57.885	57.446	57.220	56.756	56.276	55.753	55.229
10-14	62.443	62.150	61.626	60.924	60.241	59.695	59.280	59.007	58.789	58.513	58.087
15-19	53.094	53.307	53.568	53.780	53.898	53.872	53.665	53.239	52.672	52.100	51.672
20-24	47.953	47.777	47.884	48.127	48.446	48.707	49.035	49.394	49.715	49.925	50.019
25-29	50.187	49.392	48.430	47.519	46.817	46.463	46.396	46.598	46.946	47.358	47.733
30-34	50.058	49.723	49.397	48.982	48.453	47.698	46.973	46.077	45.238	44.577	44.269
35-39	47.214	47.175	47.124	47.107	47.083	47.050	46.747	46.441	46.063	45.562	44.867
40-44	45.835	45.920	45.879	45.754	45.596	45.415	45.388	45.338	45.330	45.301	45.283
45-49	41.610	42.277	42.831	43.269	43.596	43.790	43.883	43.842	43.728	43.573	43.415
50-54	33.447	34.869	36.111	37.197	38.168	39.035	39.671	40.194	40.617	40.923	41.122
55-59	25.940	27.166	28.593	30.108	31.560	32.832	34.242	35.464	36.544	37.499	38.368
60-64	20.372	20.955	21.620	22.422	23.440	24.699	25.882	27.257	28.725	30.128	31.369
65-69	15.866	16.199	16.541	16.900	17.289	17.712	18.247	18.848	19.573	20.475	21.595
70-74	12.326	12.615	12.889	13.156	13.427	13.704	14.012	14.323	14.653	15.004	15.393
75+	15.149	15.573	16.015	16.466	16.924	17.399	17.908	18.414	18.919	19.434	19.961
JUMLAH	637.957	640.899	643.576	646.059	648.509	650.659	652.838	654.661	656.505	658.131	659.737

Tabel II.27.3  
 PROYEKSI PENDUDUK  
 MENURUT JENIS KELAMIN DAN KELOMPOK UMUR  
 TAHUN 2010 - 2020

PEMALANG											
											LAKI-LAKI + PEREMPUAN
KELOMPOK UMUR	2010	2011	2012	2013	2014	2015	2016	2017	2018	2019	2020
(1)	(2)	(3)	(4)	(5)	(6)	(7)	(8)	(9)	(10)	(11)	(12)
0-4	117.555	117.044	116.161	115.124	114.017	112.751	110.993	109.343	107.807	106.369	105.033
5-9	120.878	119.982	119.398	119.041	118.595	117.985	117.513	116.650	115.638	114.551	113.299
10-14	128.970	128.355	127.207	125.647	124.150	123.049	122.176	121.599	121.258	120.819	120.210
15-19	111.184	112.027	112.912	113.587	113.914	113.890	113.437	112.485	111.168	109.899	108.979
20-24	95.301	95.292	95.918	96.876	97.931	98.864	99.858	100.873	101.701	102.206	102.383
25-29	96.022	94.583	92.960	91.477	90.453	90.075	90.290	91.099	92.238	93.476	94.596
30-34	96.789	95.847	94.935	93.865	92.706	91.296	90.015	88.536	87.194	86.280	85.980
35-39	91.154	91.083	90.984	90.920	90.686	90.446	89.612	88.784	87.814	86.755	85.454
40-44	89.509	89.700	89.685	89.505	89.232	88.928	88.890	88.807	88.761	88.545	88.319
45-49	81.466	82.472	83.374	84.132	84.704	85.077	85.293	85.294	85.141	84.900	84.623
50-54	66.281	68.514	70.439	72.104	73.588	74.969	75.938	76.797	77.524	78.078	78.443
55-59	52.060	54.542	57.151	59.746	62.157	64.281	66.498	68.403	70.059	71.536	72.910
60-64	39.905	41.351	43.136	45.206	47.496	49.954	52.381	54.930	57.471	59.835	61.920
65-69	29.403	30.016	30.599	31.255	32.111	33.249	34.497	36.016	37.774	39.719	41.814
70-74	22.089	22.639	23.198	23.749	24.272	24.767	25.328	25.863	26.459	27.222	28.221
75+	25.018	25.772	26.549	27.347	28.159	28.996	29.890	30.802	31.717	32.623	33.524
JUMLAH	1.263.584	1.269.219	1.274.606	1.279.581	1.284.171	1.288.577	1.292.609	1.296.281	1.299.724	1.302.813	1.305.708



Tabel II.28.1  
PROYEKSI PENDUDUK  
MENURUT JENIS KELAMIN DAN KELOMPOK UMUR  
TAHUN 2010 - 2020

TEGAL

LAKI-LAKI

KELOMPOK UMUR	2010	2011	2012	2013	2014	2015	2016	2017	2018	2019	2020
(1)	(2)	(3)	(4)	(5)	(6)	(7)	(8)	(9)	(10)	(11)	(12)
0-4	69.401	69.126	68.678	68.092	67.453	66.636	65.636	64.696	63.816	62.991	62.228
5-9	68.268	67.783	67.470	67.369	67.207	67.035	66.809	66.390	65.828	65.221	64.444
10-14	71.689	71.382	70.746	69.866	69.028	68.447	68.000	67.695	67.591	67.432	67.267
15-19	62.276	62.985	63.690	64.225	64.489	64.510	64.291	63.745	62.967	62.233	61.733
20-24	52.969	53.187	53.796	54.631	55.493	56.260	57.046	57.802	58.397	58.743	58.866
25-29	55.738	54.987	54.210	53.547	53.189	53.172	53.555	54.314	55.301	56.327	57.264
30-34	56.353	55.653	54.974	54.217	53.489	52.710	52.076	51.389	50.801	50.509	50.544
35-39	53.281	53.272	53.240	53.217	52.995	52.759	52.147	51.531	50.832	50.166	49.452
40-44	46.401	46.539	46.590	46.562	46.469	46.350	46.370	46.351	46.331	46.144	45.944
45-49	40.600	40.969	41.344	41.696	41.975	42.168	42.323	42.381	42.357	42.282	42.181
50-54	35.805	36.711	37.476	38.132	38.716	39.287	39.679	40.061	40.412	40.694	40.897
55-59	27.958	29.318	30.602	31.779	32.826	33.751	34.642	35.386	36.020	36.591	37.151
60-64	20.437	21.351	22.536	23.878	25.228	26.490	27.817	29.060	30.197	31.217	32.119
65-69	13.539	13.827	14.075	14.382	14.858	15.579	16.306	17.235	18.278	19.330	20.320
70-74	9.669	9.933	10.221	10.509	10.767	10.986	11.245	11.470	11.740	12.152	12.765
75+	10.318	10.668	11.029	11.400	11.776	12.161	12.571	13.005	13.437	13.855	14.255
JUMLAH	694.702	697.691	700.677	703.502	705.958	708.301	710.513	712.511	714.305	715.887	717.430

Tabel II.28.2  
PROYEKSI PENDUDUK  
MENURUT JENIS KELAMIN DAN KELOMPOK UMUR  
TAHUN 2010 - 2020

TEGAL											PEREMPUAN
KELOMPOK UMUR	2010	2011	2012	2013	2014	2015	2016	2017	2018	2019	2020
(1)	(2)	(3)	(4)	(5)	(6)	(7)	(8)	(9)	(10)	(11)	(12)
0-4	65.150	64.900	64.400	63.859	63.283	62.688	61.723	60.819	59.967	59.180	58.441
5-9	65.159	64.714	64.443	64.209	63.934	63.473	63.229	62.742	62.215	61.659	61.085
10-14	67.322	67.028	66.490	65.751	65.029	64.462	64.020	63.752	63.520	63.245	62.789
15-19	57.963	58.219	58.528	58.781	58.922	58.914	58.691	58.254	57.632	57.027	56.562
20-24	54.071	53.890	54.034	54.329	54.699	55.016	55.395	55.825	56.191	56.450	56.561
25-29	57.925	57.022	55.929	54.885	54.075	53.676	53.590	53.833	54.226	54.705	55.131
30-34	58.224	57.858	57.508	57.053	56.453	55.593	54.750	53.723	52.740	51.982	51.619
35-39	53.885	53.859	53.826	53.822	53.814	53.800	53.469	53.152	52.732	52.182	51.390
40-44	47.850	47.956	47.933	47.814	47.660	47.488	47.465	47.432	47.426	47.415	47.403
45-49	42.518	43.211	43.798	44.258	44.601	44.816	44.917	44.893	44.783	44.637	44.481
50-54	36.306	37.863	39.228	40.423	41.490	42.449	43.147	43.733	44.197	44.546	44.766
55-59	27.386	28.691	30.210	31.822	33.372	34.728	36.228	37.544	38.693	39.722	40.648
60-64	21.910	22.551	23.281	24.160	25.264	26.634	27.911	29.401	30.983	32.500	33.838
65-69	16.923	17.285	17.655	18.044	18.470	18.940	19.524	20.186	20.980	21.963	23.162
70-74	13.522	13.846	14.159	14.459	14.762	15.072	15.415	15.762	16.127	16.529	16.976
75+	16.377	16.843	17.325	17.812	18.320	18.841	19.399	19.953	20.508	21.069	21.645
JUMLAH	702.491	705.736	708.747	711.481	714.148	716.590	718.873	721.004	722.920	724.811	726.497

Tabel II.28.3  
PROYEKSI PENDUDUK  
MENURUT JENIS KELAMIN DAN KELOMPOK UMUR  
TAHUN 2010 - 2020

TEGAL

LAKI-LAKI + PEREMPUAN

KELOMPOK UMUR	2010	2011	2012	2013	2014	2015	2016	2017	2018	2019	2020
(1)	(2)	(3)	(4)	(5)	(6)	(7)	(8)	(9)	(10)	(11)	(12)
0-4	134.551	134.026	133.078	131.951	130.736	129.324	127.359	125.515	123.783	122.171	120.669
5-9	133.427	132.497	131.913	131.578	131.141	130.508	130.038	129.132	128.043	126.880	125.529
10-14	139.011	138.410	137.236	135.617	134.057	132.909	132.020	131.447	131.111	130.677	130.056
15-19	120.239	121.204	122.218	123.006	123.411	123.424	122.982	121.999	120.599	119.260	118.295
20-24	107.040	107.077	107.830	108.960	110.192	111.276	112.441	113.627	114.588	115.193	115.427
25-29	113.663	112.009	110.139	108.432	107.264	106.848	107.145	108.147	109.527	111.032	112.395
30-34	114.577	113.511	112.482	111.270	109.942	108.303	106.826	105.112	103.541	102.491	102.163
35-39	107.166	107.131	107.066	107.039	106.809	106.559	105.616	104.683	103.564	102.348	100.842
40-44	94.251	94.495	94.523	94.376	94.129	93.838	93.835	93.783	93.757	93.559	93.347
45-49	83.118	84.180	85.142	85.954	86.576	86.984	87.240	87.274	87.140	86.919	86.662
50-54	72.111	74.574	76.704	78.555	80.206	81.736	82.826	83.794	84.609	85.240	85.663
55-59	55.344	58.009	60.812	63.601	66.198	68.479	70.870	72.930	74.713	76.313	77.799
60-64	42.347	43.902	45.817	48.038	50.492	53.124	55.728	58.461	61.180	63.717	65.957
65-69	30.462	31.112	31.730	32.426	33.328	34.519	35.830	37.421	39.258	41.293	43.482
70-74	23.191	23.779	24.380	24.968	25.529	26.058	26.660	27.232	27.867	28.681	29.741
75+	26.695	27.511	28.354	29.212	30.096	31.002	31.970	32.958	33.945	34.924	35.900
JUMLAH	1.397.193	1.403.427	1.409.424	1.414.983	1.420.106	1.424.891	1.429.386	1.433.515	1.437.225	1.440.698	1.443.927

Tabel II.29.1  
 PROYEKSI PENDUDUK  
 MENURUT JENIS KELAMIN DAN KELOMPOK UMUR  
 TAHUN 2010 - 2020

BREBES

LAKI-LAKI

KELOMPOK UMUR	2010	2011	2012	2013	2014	2015	2016	2017	2018	2019	2020
(1)	(2)	(3)	(4)	(5)	(6)	(7)	(8)	(9)	(10)	(11)	(12)
0-4	80.969	80.727	80.267	79.625	78.943	78.054	76.928	75.880	74.910	74.011	73.170
5-9	81.605	81.117	80.813	80.733	80.608	80.468	80.240	79.798	79.187	78.525	77.658
10-14	89.478	89.187	88.461	87.413	86.439	85.782	85.277	84.957	84.893	84.773	84.632
15-19	84.742	85.797	86.822	87.602	88.037	88.139	87.897	87.219	86.224	85.302	84.686
20-24	72.625	72.994	73.884	75.085	76.335	77.456	78.586	79.688	80.569	81.123	81.360
25-29	70.033	69.154	68.227	67.436	67.041	67.083	67.610	68.620	69.924	71.288	72.527
30-34	69.141	68.346	67.565	66.672	65.834	64.930	64.184	63.391	62.717	62.419	62.513
35-39	66.158	66.211	66.216	66.236	66.013	65.774	65.050	64.329	63.505	62.733	61.891
40-44	57.678	57.916	58.021	58.026	57.963	57.857	57.918	57.945	57.962	57.778	57.574
45-49	51.135	51.655	52.171	52.648	53.047	53.340	53.569	53.683	53.697	53.651	53.565
50-54	44.028	45.185	46.162	47.004	47.766	48.508	49.026	49.535	50.006	50.406	50.695
55-59	34.517	36.242	37.853	39.339	40.669	41.850	42.973	43.934	44.749	45.502	46.233
60-64	27.334	28.582	30.200	32.018	33.857	35.575	37.382	39.076	40.637	42.048	43.298
65-69	17.893	18.291	18.644	19.060	19.711	20.677	21.651	22.898	24.307	25.731	27.071
70-74	12.454	12.805	13.190	13.573	13.918	14.211	14.557	14.855	15.209	15.763	16.572
75+	13.099	13.570	14.031	14.508	14.983	15.505	16.029	16.589	17.187	17.733	18.236
JUMLAH	872.889	877.779	882.527	886.978	891.164	895.209	898.877	902.397	905.683	908.786	911.681

Tabel II.29.2  
PROYEKSI PENDUDUK  
MENURUT JENIS KELAMIN DAN KELOMPOK UMUR  
TAHUN 2010 - 2020

BREBES											PEREMPUAN
KELOMPOK UMUR	2010	2011	2012	2013	2014	2015	2016	2017	2018	2019	2020
(1)	(2)	(3)	(4)	(5)	(6)	(7)	(8)	(9)	(10)	(11)	(12)
0-4	76.497	76.278	75.759	75.207	74.589	73.948	72.875	71.876	70.944	70.066	69.250
5-9	77.991	77.512	77.255	77.067	76.793	76.305	76.091	75.558	75.006	74.396	73.764
10-14	84.564	84.274	83.673	82.833	81.985	81.340	80.853	80.581	80.372	80.080	79.574
15-19	76.032	76.420	76.888	77.308	77.555	77.611	77.379	76.861	76.123	75.376	74.824
20-24	67.806	67.613	67.837	68.243	68.734	69.160	69.676	70.256	70.786	71.156	71.351
25-29	69.801	68.776	67.507	66.315	65.385	64.935	64.872	65.203	65.732	66.350	66.914
30-34	68.677	68.320	67.970	67.514	66.866	65.899	64.964	63.782	62.672	61.800	61.407
35-39	65.521	65.546	65.569	65.631	65.680	65.711	65.370	65.042	64.605	63.972	63.064
40-44	58.142	58.320	58.345	58.259	58.111	57.956	57.982	57.981	58.043	58.076	58.114
45-49	52.404	53.314	54.088	54.719	55.187	55.489	55.661	55.671	55.603	55.450	55.301
50-54	44.709	46.682	48.413	49.933	51.286	52.517	53.420	54.189	54.826	55.294	55.620
55-59	34.243	35.908	37.846	39.901	41.868	43.597	45.522	47.209	48.713	50.039	51.251
60-64	29.029	29.909	30.895	32.090	33.580	35.429	37.159	39.188	41.339	43.404	45.232
65-69	21.148	21.623	22.101	22.611	23.152	23.750	24.497	25.342	26.348	27.596	29.127
70-74	16.918	17.342	17.746	18.140	18.526	18.928	19.373	19.833	20.322	20.835	21.413
75+	20.411	20.997	21.599	22.233	22.912	23.595	24.309	25.035	25.712	26.420	27.199
JUMLAH	863.893	868.834	873.491	878.004	882.209	886.170	890.003	893.607	897.146	900.310	903.405

Tabel II.29.3  
 PROYEKSI PENDUDUK  
 MENURUT JENIS KELAMIN DAN KELOMPOK UMUR  
 TAHUN 2010 - 2020

BREBES

LAKI-LAKI + PEREMPUAN

KELOMPOK UMUR	2010	2011	2012	2013	2014	2015	2016	2017	2018	2019	2020
(1)	(2)	(3)	(4)	(5)	(6)	(7)	(8)	(9)	(10)	(11)	(12)
0-4	157.466	157.005	156.026	154.832	153.532	152.002	149.803	147.756	145.854	144.077	142.420
5-9	159.596	158.629	158.068	157.800	157.401	156.773	156.331	155.356	154.193	152.921	151.422
10-14	174.042	173.461	172.134	170.246	168.424	167.122	166.130	165.538	165.265	164.853	164.206
15-19	160.774	162.217	163.710	164.910	165.592	165.750	165.276	164.080	162.347	160.678	159.510
20-24	140.431	140.607	141.721	143.328	145.069	146.616	148.262	149.944	151.355	152.279	152.711
25-29	139.834	137.930	135.734	133.751	132.426	132.018	132.482	133.823	135.656	137.638	139.441
30-34	137.818	136.666	135.535	134.186	132.700	130.829	129.148	127.173	125.389	124.219	123.920
35-39	131.679	131.757	131.785	131.867	131.693	131.485	130.420	129.371	128.110	126.705	124.955
40-44	115.820	116.236	116.366	116.285	116.074	115.813	115.900	115.926	116.005	115.854	115.688
45-49	103.539	104.969	106.259	107.367	108.234	108.829	109.230	109.354	109.300	109.101	108.866
50-54	88.737	91.867	94.575	96.937	99.052	101.025	102.446	103.724	104.832	105.700	106.315
55-59	68.760	72.150	75.699	79.240	82.537	85.447	88.495	91.143	93.462	95.541	97.484
60-64	56.363	58.491	61.095	64.108	67.437	71.004	74.541	78.264	81.976	85.452	88.530
65-69	39.041	39.914	40.745	41.671	42.863	44.427	46.148	48.240	50.655	53.327	56.198
70-74	29.372	30.147	30.936	31.713	32.444	33.139	33.930	34.688	35.531	36.598	37.985
75+	33.510	34.567	35.630	36.741	37.895	39.100	40.338	41.624	42.899	44.153	45.435
JUMLAH	1.736.782	1.746.613	1.756.018	1.764.982	1.773.373	1.781.379	1.788.880	1.796.004	1.802.829	1.809.096	1.815.086

Tabel II.30.1  
 PROYEKSI PENDUDUK  
 MENURUT JENIS KELAMIN DAN KELOMPOK UMUR  
 TAHUN 2010 - 2020

KOTA MAGELANG

LAKI-LAKI

KELOMPOK UMUR	2010	2011	2012	2013	2014	2015	2016	2017	2018	2019	2020
(1)	(2)	(3)	(4)	(5)	(6)	(7)	(8)	(9)	(10)	(11)	(12)
0-4	4.606	4.582	4.540	4.493	4.449	4.389	4.306	4.239	4.181	4.119	4.063
5-9	4.626	4.588	4.555	4.539	4.525	4.507	4.476	4.442	4.404	4.355	4.296
10-14	4.680	4.655	4.600	4.535	4.477	4.434	4.389	4.363	4.356	4.337	4.319
15-19	5.167	5.221	5.265	5.300	5.317	5.311	5.274	5.222	5.159	5.088	5.039
20-24	5.273	5.288	5.335	5.407	5.489	5.557	5.615	5.680	5.739	5.762	5.765
25-29	4.618	4.551	4.475	4.412	4.380	4.373	4.388	4.443	4.524	4.599	4.668
30-34	4.577	4.514	4.448	4.379	4.317	4.248	4.181	4.121	4.073	4.042	4.039
35-39	4.415	4.409	4.395	4.385	4.363	4.339	4.272	4.216	4.158	4.096	4.030
40-44	4.322	4.330	4.324	4.313	4.301	4.284	4.271	4.263	4.260	4.235	4.210
45-49	4.064	4.097	4.124	4.150	4.176	4.189	4.188	4.189	4.186	4.171	4.154
50-54	3.798	3.890	3.960	4.022	4.081	4.136	4.160	4.196	4.232	4.254	4.268
55-59	2.879	3.016	3.141	3.254	3.359	3.449	3.527	3.598	3.662	3.713	3.764
60-64	1.751	1.828	1.925	2.036	2.149	2.254	2.357	2.459	2.556	2.636	2.708
65-69	1.393	1.421	1.442	1.471	1.518	1.590	1.657	1.749	1.856	1.959	2.056
70-74	1.007	1.034	1.061	1.088	1.115	1.135	1.157	1.180	1.207	1.247	1.308
75+	1.127	1.160	1.201	1.239	1.281	1.317	1.355	1.406	1.452	1.494	1.534
<b>JUMLAH</b>	<b>58.303</b>	<b>58.584</b>	<b>58.791</b>	<b>59.023</b>	<b>59.297</b>	<b>59.512</b>	<b>59.573</b>	<b>59.766</b>	<b>60.005</b>	<b>60.107</b>	<b>60.221</b>

Tabel II.30.2  
 PROYEKSI PENDUDUK  
 MENURUT JENIS KELAMIN DAN KELOMPOK UMUR  
 TAHUN 2010 - 2020

KOTA MAGELANG

PEREMPUAN

KELOMPOK UMUR	2010	2011	2012	2013	2014	2015	2016	2017	2018	2019	2020
(1)	(2)	(3)	(4)	(5)	(6)	(7)	(8)	(9)	(10)	(11)	(12)
0-4	4.361	4.335	4.289	4.242	4.197	4.145	4.078	4.010	3.948	3.888	3.834
5-9	4.428	4.389	4.356	4.331	4.306	4.262	4.241	4.200	4.159	4.113	4.069
10-14	4.499	4.470	4.421	4.361	4.308	4.256	4.221	4.197	4.174	4.150	4.114
15-19	5.376	5.388	5.402	5.413	5.421	5.403	5.377	5.327	5.260	5.196	5.146
20-24	4.254	4.227	4.219	4.226	4.245	4.250	4.271	4.295	4.311	4.322	4.324
25-29	4.492	4.413	4.313	4.222	4.152	4.107	4.096	4.106	4.126	4.154	4.179
30-34	4.469	4.434	4.393	4.347	4.297	4.218	4.150	4.064	3.983	3.917	3.882
35-39	4.786	4.775	4.756	4.744	4.737	4.719	4.685	4.648	4.604	4.547	4.473
40-44	4.802	4.802	4.784	4.763	4.742	4.710	4.701	4.690	4.683	4.672	4.664
45-49	4.676	4.739	4.787	4.827	4.858	4.866	4.873	4.861	4.842	4.817	4.794
50-54	3.910	4.068	4.203	4.318	4.427	4.514	4.585	4.638	4.679	4.706	4.724
55-59	3.051	3.190	3.346	3.516	3.679	3.815	3.974	4.109	4.226	4.328	4.422
60-64	2.059	2.116	2.178	2.257	2.359	2.477	2.595	2.728	2.867	3.001	3.119
65-69	1.715	1.749	1.781	1.815	1.857	1.897	1.954	2.016	2.090	2.184	2.301
70-74	1.303	1.331	1.357	1.383	1.409	1.435	1.467	1.495	1.528	1.563	1.601
75+	1.940	1.993	2.040	2.091	2.147	2.206	2.271	2.324	2.387	2.446	2.508
JUMLAH	60.121	60.419	60.625	60.856	61.141	61.280	61.539	61.708	61.867	62.004	62.154



Tabel II.30.3  
 PROYEKSI PENDUDUK  
 MENURUT JENIS KELAMIN DAN KELOMPOK UMUR  
 TAHUN 2010 - 2020

KOTA MAGELANG

LAKI-LAKI + PEREMPUAN

KELOMPOK UMUR	2010	2011	2012	2013	2014	2015	2016	2017	2018	2019	2020
(1)	(2)	(3)	(4)	(5)	(6)	(7)	(8)	(9)	(10)	(11)	(12)
0-4	8.967	8.917	8.829	8.735	8.646	8.534	8.384	8.249	8.129	8.007	7.897
5-9	9.054	8.977	8.911	8.870	8.831	8.769	8.717	8.642	8.563	8.468	8.365
10-14	9.179	9.125	9.021	8.896	8.785	8.690	8.610	8.560	8.530	8.487	8.433
15-19	10.543	10.609	10.667	10.713	10.738	10.714	10.651	10.549	10.419	10.284	10.185
20-24	9.527	9.515	9.554	9.633	9.734	9.807	9.886	9.975	10.050	10.084	10.089
25-29	9.110	8.964	8.788	8.634	8.532	8.480	8.484	8.549	8.650	8.753	8.847
30-34	9.046	8.948	8.841	8.726	8.614	8.466	8.331	8.185	8.056	7.959	7.921
35-39	9.201	9.184	9.151	9.129	9.100	9.058	8.957	8.864	8.762	8.643	8.503
40-44	9.124	9.132	9.108	9.076	9.043	8.994	8.972	8.953	8.943	8.907	8.874
45-49	8.740	8.836	8.911	8.977	9.034	9.055	9.061	9.050	9.028	8.988	8.948
50-54	7.708	7.958	8.163	8.340	8.508	8.650	8.745	8.834	8.911	8.960	8.992
55-59	5.930	6.206	6.487	6.770	7.038	7.264	7.501	7.707	7.888	8.041	8.186
60-64	3.810	3.944	4.103	4.293	4.508	4.731	4.952	5.187	5.423	5.637	5.827
65-69	3.108	3.170	3.223	3.286	3.375	3.487	3.611	3.765	3.946	4.143	4.357
70-74	2.310	2.365	2.418	2.471	2.524	2.570	2.624	2.675	2.735	2.810	2.909
75+	3.067	3.153	3.241	3.330	3.428	3.523	3.626	3.730	3.839	3.940	4.042
<b>JUMLAH</b>	<b>118.424</b>	<b>119.003</b>	<b>119.416</b>	<b>119.879</b>	<b>120.438</b>	<b>120.792</b>	<b>121.112</b>	<b>121.474</b>	<b>121.872</b>	<b>122.111</b>	<b>122.375</b>

Tabel II.31.1  
 PROYEKSI PENDUDUK  
 MENURUT JENIS KELAMIN DAN KELOMPOK UMUR  
 TAHUN 2010 - 2020

KOTA SURAKARTA

LAKI-LAKI

KELOMPOK UMUR	2010	2011	2012	2013	2014	2015	2016	2017	2018	2019	2020
(1)	(2)	(3)	(4)	(5)	(6)	(7)	(8)	(9)	(10)	(11)	(12)
0-4	19.310	19.231	19.093	18.920	18.735	18.501	18.206	17.939	17.693	17.466	17.251
5-9	18.996	18.859	18.758	18.721	18.669	18.613	18.532	18.411	18.251	18.085	17.867
10-14	18.726	18.643	18.464	18.225	17.999	17.840	17.707	17.622	17.592	17.553	17.507
15-19	22.168	22.417	22.651	22.831	22.918	22.914	22.814	22.614	22.334	22.076	21.897
20-24	24.617	24.716	24.980	25.355	25.746	26.090	26.429	26.771	27.043	27.208	27.259
25-29	21.193	20.906	20.595	20.333	20.190	20.175	20.301	20.581	20.953	21.344	21.696
30-34	20.442	20.186	19.925	19.640	19.371	19.080	18.833	18.577	18.364	18.260	18.269
35-39	18.630	18.624	18.599	18.582	18.499	18.407	18.177	17.956	17.710	17.480	17.229
40-44	17.684	17.735	17.741	17.722	17.681	17.627	17.618	17.605	17.594	17.525	17.447
45-49	16.066	16.210	16.347	16.478	16.581	16.651	16.696	16.713	16.702	16.674	16.632
50-54	14.569	14.936	15.235	15.494	15.727	15.952	16.096	16.244	16.384	16.501	16.580
55-59	11.532	12.093	12.613	13.092	13.519	13.893	14.247	14.546	14.806	15.042	15.270
60-64	7.199	7.520	7.932	8.402	8.871	9.311	9.769	10.200	10.600	10.959	11.274
65-69	4.758	4.858	4.942	5.048	5.214	5.463	5.713	6.036	6.402	6.769	7.116
70-74	3.459	3.552	3.652	3.754	3.844	3.922	4.011	4.087	4.184	4.331	4.549
75+	3.976	4.108	4.248	4.388	4.530	4.674	4.829	4.994	5.160	5.321	5.474
Jumlah	243.325	244.594	245.775	246.985	248.094	249.113	249.978	250.896	251.772	252.594	253.317

Tabel II.31.2  
 PROYEKSI PENDUDUK  
 MENURUT JENIS KELAMIN DAN KELOMPOK UMUR  
 TAHUN 2010 - 2020

KOTA SURAKARTA

PEREMPUAN

KELOMPOK UMUR	2010	2011	2012	2013	2014	2015	2016	2017	2018	2019	2020
(1)	(2)	(3)	(4)	(5)	(6)	(7)	(8)	(9)	(10)	(11)	(12)
0-4	18.407	18.327	18.176	18.009	17.836	17.657	17.382	17.124	16.881	16.659	16.450
5-9	18.230	18.096	18.012	17.932	17.843	17.707	17.634	17.493	17.346	17.189	17.026
10-14	18.081	17.994	17.840	17.627	17.422	17.262	17.139	17.063	16.999	16.925	16.801
15-19	24.661	24.773	24.903	24.999	25.046	25.032	24.931	24.735	24.467	24.206	24.004
20-24	26.062	25.967	26.027	26.152	26.320	26.462	26.641	26.841	27.017	27.139	27.190
25-29	21.224	20.879	20.468	20.067	19.756	19.596	19.556	19.637	19.774	19.944	20.092
30-34	20.612	20.472	20.341	20.164	19.940	19.626	19.321	18.954	18.602	18.331	18.199
35-39	19.546	19.528	19.506	19.488	19.471	19.455	19.327	19.206	19.051	18.850	18.560
40-44	19.159	19.192	19.174	19.111	19.037	18.960	18.945	18.928	18.925	18.917	18.907
45-49	18.295	18.579	18.816	18.998	19.134	19.214	19.253	19.241	19.192	19.129	19.059
50-54	15.533	16.186	16.755	17.245	17.685	18.080	18.369	18.614	18.810	18.955	19.047
55-59	11.735	12.287	12.928	13.603	14.252	14.822	15.453	16.008	16.492	16.926	17.315
60-64	7.883	8.110	8.370	8.679	9.074	9.559	10.014	10.547	11.111	11.653	12.128
65-69	6.133	6.262	6.392	6.526	6.675	6.847	7.055	7.297	7.584	7.941	8.371
70-74	4.653	4.763	4.866	4.966	5.067	5.169	5.285	5.405	5.528	5.666	5.815
75+	6.672	6.864	7.052	7.247	7.453	7.665	7.888	8.113	8.336	8.563	8.796
JUMLAH	256.886	258.279	259.626	260.813	262.011	263.113	264.193	265.206	266.115	266.993	267.760

Tabel II.31.3  
 PROYEKSI PENDUDUK  
 MENURUT JENIS KELAMIN DAN KELOMPOK UMUR  
 TAHUN 2010 - 2020

KOTA SURAKARTA

LAKI-LAKI + PEREMPUAN

KELOMPOK UMUR	2010	2011	2012	2013	2014	2015	2016	2017	2018	2019	2020
(1)	(2)	(3)	(4)	(5)	(6)	(7)	(8)	(9)	(10)	(11)	(12)
0-4	37.717	37.558	37.269	36.929	36.571	36.158	35.588	35.063	34.574	34.125	33.701
5-9	37.226	36.955	36.770	36.653	36.512	36.320	36.166	35.904	35.597	35.274	34.893
10-14	36.807	36.637	36.304	35.852	35.421	35.102	34.846	34.685	34.591	34.478	34.308
15-19	46.829	47.190	47.554	47.830	47.964	47.946	47.745	47.349	46.801	46.282	45.901
20-24	50.679	50.683	51.007	51.507	52.066	52.552	53.070	53.612	54.060	54.347	54.449
25-29	42.417	41.785	41.063	40.400	39.946	39.771	39.857	40.218	40.727	41.288	41.788
30-34	41.054	40.658	40.266	39.804	39.311	38.706	38.154	37.531	36.966	36.591	36.468
35-39	38.176	38.152	38.105	38.070	37.970	37.862	37.504	37.162	36.761	36.330	35.789
40-44	36.843	36.927	36.915	36.833	36.718	36.587	36.563	36.533	36.519	36.442	36.354
45-49	34.361	34.789	35.163	35.476	35.715	35.865	35.949	35.954	35.894	35.803	35.691
50-54	30.102	31.122	31.990	32.739	33.412	34.032	34.465	34.858	35.194	35.456	35.627
55-59	23.267	24.380	25.541	26.695	27.771	28.715	29.700	30.554	31.298	31.968	32.585
60-64	15.082	15.630	16.302	17.081	17.945	18.870	19.783	20.747	21.711	22.612	23.402
65-69	10.891	11.120	11.334	11.574	11.889	12.310	12.768	13.333	13.986	14.710	15.487
70-74	8.112	8.315	8.518	8.720	8.911	9.091	9.296	9.492	9.712	9.997	10.364
75+	10.648	10.972	11.300	11.635	11.983	12.339	12.717	13.107	13.496	13.884	14.270
JUMLAH	500.211	502.873	505.401	507.798	510.105	512.226	514.171	516.102	517.887	519.587	521.077

Tabel II.32.1  
 PROYEKSI PENDUDUK  
 MENURUT JENIS KELAMIN DAN KELOMPOK UMUR  
 TAHUN 2010 - 2020

KOTA SALATIGA

LAKI-LAKI

KELOMPOK UMUR	2010	2011	2012	2013	2014	2015	2016	2017	2018	2019	2020
(1)	(2)	(3)	(4)	(5)	(6)	(7)	(8)	(9)	(10)	(11)	(12)
0-4	7.330	7.378	7.400	7.414	7.421	7.400	7.361	7.326	7.305	7.278	7.262
5-9	6.676	6.698	6.730	6.791	6.846	6.893	6.938	6.961	6.977	6.977	6.963
10-14	6.388	6.428	6.431	6.418	6.408	6.413	6.435	6.468	6.527	6.575	6.623
15-19	7.520	7.685	7.845	7.995	8.111	8.190	8.245	8.254	8.240	8.221	8.237
20-24	8.249	8.369	8.547	8.771	9.002	9.212	9.435	9.652	9.855	10.008	10.130
25-29	7.311	7.289	7.254	7.242	7.268	7.333	7.461	7.639	7.861	8.083	8.301
30-34	7.192	7.178	7.158	7.134	7.113	7.074	7.058	7.033	7.027	7.053	7.128
35-39	6.338	6.403	6.461	6.526	6.567	6.599	6.588	6.573	6.552	6.528	6.500
40-44	6.029	6.110	6.175	6.237	6.289	6.332	6.398	6.457	6.523	6.559	6.597
45-49	5.161	5.262	5.361	5.464	5.558	5.636	5.713	5.777	5.834	5.879	5.924
50-54	4.872	5.048	5.202	5.348	5.488	5.622	5.734	5.845	5.958	6.058	6.148
55-59	3.795	4.021	4.236	4.446	4.641	4.816	4.992	5.150	5.297	5.432	5.571
60-64	2.163	2.282	2.432	2.604	2.780	2.946	3.126	3.297	3.462	3.613	3.754
65-69	1.550	1.600	1.645	1.699	1.773	1.875	1.983	2.117	2.268	2.422	2.571
70-74	1.196	1.242	1.289	1.339	1.386	1.427	1.476	1.519	1.573	1.643	1.745
75+	1.743	1.821	1.904	1.982	2.069	2.160	2.255	2.358	2.459	2.558	2.659
Jumlah	83.513	84.814	86.070	87.410	88.720	89.928	91.198	92.426	93.718	94.887	96.113

Tabel II.32.2  
 PROYEKSI PENDUDUK  
 MENURUT JENIS KELAMIN DAN KELOMPOK UMUR  
 TAHUN 2010 - 2020

KOTA SALATIGA

PEREMPUAN

KELOMPOK UMUR	2010	2011	2012	2013	2014	2015	2016	2017	2018	2019	2020
(1)	(2)	(3)	(4)	(5)	(6)	(7)	(8)	(9)	(10)	(11)	(12)
0-4	6.908	6.953	6.968	6.981	6.982	6.984	6.947	6.912	6.888	6.869	6.854
5-9	6.352	6.374	6.412	6.455	6.484	6.501	6.542	6.556	6.569	6.581	6.587
10-14	6.171	6.208	6.220	6.215	6.201	6.209	6.228	6.263	6.307	6.345	6.366
15-19	8.036	8.160	8.289	8.413	8.513	8.594	8.650	8.667	8.667	8.665	8.682
20-24	8.659	8.722	8.832	8.973	9.120	9.264	9.422	9.588	9.755	9.905	10.024
25-29	7.637	7.595	7.525	7.461	7.419	7.437	7.499	7.609	7.746	7.898	8.039
30-34	7.164	7.193	7.222	7.240	7.229	7.190	7.152	7.087	7.029	7.001	7.023
35-39	6.522	6.587	6.648	6.716	6.777	6.841	6.867	6.893	6.913	6.913	6.877
40-44	6.488	6.571	6.634	6.686	6.726	6.767	6.833	6.895	6.967	7.039	7.108
45-49	5.852	6.008	6.148	6.278	6.385	6.478	6.559	6.619	6.676	6.724	6.769
50-54	5.020	5.288	5.534	5.762	5.966	6.163	6.328	6.476	6.618	6.738	6.842
55-59	3.761	3.980	4.234	4.507	4.768	5.010	5.280	5.523	5.753	5.969	6.170
60-64	2.377	2.473	2.578	2.704	2.855	3.039	3.217	3.421	3.644	3.862	4.062
65-69	1.887	1.946	2.008	2.072	2.141	2.219	2.308	2.408	2.531	2.676	2.851
70-74	1.599	1.653	1.708	1.763	1.817	1.873	1.935	2.000	2.066	2.140	2.217
75+	2.746	2.852	2.959	3.083	3.201	3.318	3.455	3.585	3.724	3.872	4.015
JUMLAH	87.179	88.563	89.919	91.309	92.584	93.887	95.222	96.502	97.853	99.197	100.486

Tabel II.32.3  
 PROYEKSI PENDUDUK  
 MENURUT JENIS KELAMIN DAN KELOMPOK UMUR  
 TAHUN 2010 - 2020

KOTA SALATIGA

LAKI-LAKI + PEREMPUAN

KELOMPOK UMUR	2010	2011	2012	2013	2014	2015	2016	2017	2018	2019	2020
(1)	(2)	(3)	(4)	(5)	(6)	(7)	(8)	(9)	(10)	(11)	(12)
0-4	14.238	14.331	14.368	14.395	14.403	14.384	14.308	14.238	14.193	14.147	14.116
5-9	13.028	13.072	13.142	13.246	13.330	13.394	13.480	13.517	13.546	13.558	13.550
10-14	12.559	12.636	12.651	12.633	12.609	12.622	12.663	12.731	12.834	12.920	12.989
15-19	15.556	15.845	16.134	16.408	16.624	16.784	16.895	16.921	16.907	16.886	16.919
20-24	16.908	17.091	17.379	17.744	18.122	18.476	18.857	19.240	19.610	19.913	20.154
25-29	14.948	14.884	14.779	14.703	14.687	14.770	14.960	15.248	15.607	15.981	16.340
30-34	14.356	14.371	14.380	14.374	14.342	14.264	14.210	14.120	14.056	14.054	14.151
35-39	12.860	12.990	13.109	13.242	13.344	13.440	13.455	13.466	13.465	13.441	13.377
40-44	12.517	12.681	12.809	12.923	13.015	13.099	13.231	13.352	13.490	13.598	13.705
45-49	11.013	11.270	11.509	11.742	11.943	12.114	12.272	12.396	12.510	12.603	12.693
50-54	9.892	10.336	10.736	11.110	11.454	11.785	12.062	12.321	12.576	12.796	12.990
55-59	7.556	8.001	8.470	8.953	9.409	9.826	10.272	10.673	11.050	11.401	11.741
60-64	4.540	4.755	5.010	5.308	5.635	5.985	6.343	6.718	7.106	7.475	7.816
65-69	3.437	3.546	3.653	3.771	3.914	4.094	4.291	4.525	4.799	5.098	5.422
70-74	2.795	2.895	2.997	3.102	3.203	3.300	3.411	3.519	3.639	3.783	3.962
75+	4.489	4.673	4.863	5.065	5.270	5.478	5.710	5.943	6.183	6.430	6.674
JUMLAH	170.692	173.377	175.989	178.719	181.304	183.815	186.420	188.928	191.571	194.084	196.599

Tabel II.33.1  
 PROYEKSI PENDUDUK  
 MENURUT JENIS KELAMIN DAN KELOMPOK UMUR  
 TAHUN 2010 - 2020

KOTA SEMARANG

LAKI-LAKI

KELOMPOK UMUR	2010	2011	2012	2013	2014	2015	2016	2017	2018	2019	2020
(1)	(2)	(3)	(4)	(5)	(6)	(7)	(8)	(9)	(10)	(11)	(12)
0-4	66.399	67.115	67.540	67.821	68.107	68.166	68.028	67.967	67.927	67.953	68.048
5-9	62.701	63.178	63.698	64.416	65.143	65.829	66.472	66.954	67.262	67.544	67.652
10-14	58.914	59.533	59.762	59.773	59.868	60.143	60.539	61.088	61.798	62.487	63.184
15-19	70.148	71.997	73.741	75.313	76.663	77.694	78.450	78.844	78.908	79.044	79.479
20-24	83.245	84.825	86.900	89.381	92.037	94.533	97.119	99.747	102.100	104.099	105.738
25-29	69.747	69.826	69.726	69.754	70.239	71.140	72.597	74.627	76.986	79.477	81.902
30-34	66.794	66.941	66.978	66.901	66.910	66.800	66.867	66.884	66.991	67.507	68.476
35-39	60.352	61.235	61.989	62.755	63.352	63.897	63.989	64.093	64.057	64.074	64.025
40-44	54.679	55.655	56.434	57.122	57.791	58.398	59.195	59.975	60.740	61.314	61.882
45-49	49.502	50.690	51.817	52.925	54.010	54.971	55.900	56.739	57.457	58.131	58.783
50-54	43.190	44.939	46.466	47.883	49.287	50.671	51.850	53.063	54.232	55.350	56.387
55-59	31.369	33.384	35.292	37.118	38.872	40.488	42.107	43.595	44.961	46.295	47.644
60-64	17.742	18.808	20.108	21.578	23.111	24.586	26.157	27.698	29.163	30.556	31.868
65-69	12.152	12.593	12.984	13.438	14.073	14.950	15.853	16.983	18.250	19.561	20.843
70-74	8.461	8.820	9.194	9.573	9.942	10.278	10.659	11.020	11.428	11.990	12.767
75+	9.192	9.642	10.099	10.573	11.068	11.580	12.133	12.717	13.315	13.916	14.511
JUMLAH	764.587	779.181	792.728	806.324	820.473	834.124	847.915	861.994	875.575	889.298	903.189



Tabel II.33.2  
 PROYEKSI PENDUDUK  
 MENURUT JENIS KELAMIN DAN KELOMPOK UMUR  
 TAHUN 2010 - 2020

KOTA SEMARANG

PEREMPUAN

KELOMPOK UMUR	2010	2011	2012	2013	2014	2015	2016	2017	2018	2019	2020
(1)	(2)	(3)	(4)	(5)	(6)	(7)	(8)	(9)	(10)	(11)	(12)
0-4	62.724	63.291	63.659	63.976	64.263	64.544	64.414	64.364	64.394	64.437	64.557
5-9	59.540	59.897	60.457	61.052	61.620	62.025	62.626	63.021	63.411	63.716	64.039
10-14	56.928	57.412	57.727	57.854	57.997	58.290	58.676	59.252	59.906	60.480	60.922
15-19	77.700	79.108	80.646	82.112	83.443	84.592	85.417	85.961	86.279	86.549	87.084
20-24	84.521	85.329	86.723	88.367	90.184	91.962	93.849	95.906	97.958	99.774	101.421
25-29	72.003	71.801	71.379	70.993	70.898	71.346	72.197	73.544	75.167	76.881	78.602
30-34	69.878	70.342	70.862	71.244	71.456	71.343	71.215	70.862	70.589	70.545	71.072
35-39	63.870	64.671	65.507	66.385	67.274	68.181	68.674	69.217	69.664	69.889	69.826
40-44	60.133	61.054	61.856	62.536	63.186	63.832	64.667	65.532	66.481	67.378	68.329
45-49	54.715	56.325	57.854	59.247	60.521	61.652	62.631	63.481	64.250	64.932	65.642
50-54	43.913	46.392	48.719	50.878	52.930	54.903	56.563	58.136	59.612	60.917	62.102
55-59	30.525	32.390	34.574	36.914	39.235	41.403	43.776	46.008	48.111	50.074	51.984
60-64	18.512	19.300	20.188	21.226	22.496	24.046	25.541	27.287	29.181	31.040	32.790
65-69	14.607	15.115	15.649	16.208	16.815	17.474	18.252	19.131	20.163	21.399	22.894
70-74	10.982	11.393	11.804	12.215	12.641	13.083	13.562	14.063	14.597	15.161	15.785
75+	14.875	15.510	16.162	16.843	17.562	18.314	19.108	19.927	20.776	21.640	22.547
JUMLAH	795.426	809.330	823.766	838.050	852.521	866.990	881.168	895.692	910.539	924.812	939.596

Tabel II.33.3  
 PROYEKSI PENDUDUK  
 MENURUT JENIS KELAMIN DAN KELOMPOK UMUR  
 TAHUN 2010 - 2020

KOTA SEMARANG

LAKI-LAKI + PEREMPUAN

KELOMPOK UMUR	2010	2011	2012	2013	2014	2015	2016	2017	2018	2019	2020
(1)	(2)	(3)	(4)	(5)	(6)	(7)	(8)	(9)	(10)	(11)	(12)
0-4	129.123	130.406	131.199	131.797	132.370	132.710	132.442	132.331	132.321	132.390	132.605
5-9	122.241	123.075	124.155	125.468	126.763	127.854	129.098	129.975	130.673	131.260	131.691
10-14	115.842	116.945	117.489	117.627	117.865	118.433	119.215	120.340	121.704	122.967	124.106
15-19	147.848	151.105	154.387	157.425	160.106	162.286	163.867	164.805	165.187	165.593	166.563
20-24	167.766	170.154	173.623	177.748	182.221	186.495	190.968	195.653	200.058	203.873	207.159
25-29	141.750	141.627	141.105	140.747	141.137	142.486	144.794	148.171	152.153	156.358	160.504
30-34	136.672	137.283	137.840	138.145	138.366	138.143	138.082	137.746	137.580	138.052	139.548
35-39	124.222	125.906	127.496	129.140	130.626	132.078	132.663	133.310	133.721	133.963	133.851
40-44	114.812	116.709	118.290	119.658	120.977	122.230	123.862	125.507	127.221	128.692	130.211
45-49	104.217	107.015	109.671	112.172	114.531	116.623	118.531	120.220	121.707	123.063	124.425
50-54	87.103	91.331	95.185	98.761	102.217	105.574	108.413	111.199	113.844	116.267	118.489
55-59	61.894	65.774	69.866	74.032	78.107	81.891	85.883	89.603	93.072	96.369	99.628
60-64	36.254	38.108	40.296	42.804	45.607	48.632	51.698	54.985	58.344	61.596	64.658
65-69	26.759	27.708	28.633	29.646	30.888	32.424	34.105	36.114	38.413	40.960	43.737
70-74	19.443	20.213	20.998	21.788	22.583	23.361	24.221	25.083	26.025	27.151	28.552
75+	24.067	25.152	26.261	27.416	28.630	29.894	31.241	32.644	34.091	35.556	37.058
JUMLAH	1.560.013	1.588.511	1.616.494	1.644.374	1.672.994	1.701.114	1.729.083	1.757.686	1.786.114	1.814.110	1.842.785

Tabel II.34.1  
PROYEKSI PENDUDUK  
MENURUT JENIS KELAMIN DAN KELOMPOK UMUR  
TAHUN 2010 - 2020

KOTA PEKALONGAN

LAKI-LAKI

KELOMPOK UMUR	2010	2011	2012	2013	2014	2015	2016	2017	2018	2019	2020
(1)	(2)	(3)	(4)	(5)	(6)	(7)	(8)	(9)	(10)	(11)	(12)
0-4	13.100	13.134	13.138	13.113	13.077	12.996	12.889	12.781	12.692	12.616	12.537
5-9	12.831	12.824	12.852	12.918	12.973	13.019	13.062	13.060	13.035	13.005	12.928
10-14	12.868	12.897	12.870	12.793	12.725	12.695	12.697	12.717	12.782	12.842	12.887
15-19	13.296	13.536	13.783	13.989	14.141	14.231	14.279	14.244	14.165	14.098	14.069
20-24	13.694	13.842	14.096	14.410	14.735	15.030	15.342	15.640	15.907	16.113	16.244
25-29	12.916	12.825	12.732	12.658	12.658	12.731	12.910	13.173	13.502	13.849	14.164
30-34	12.212	12.140	12.074	11.986	11.904	11.802	11.739	11.655	11.599	11.613	11.692
35-39	10.450	10.517	10.584	10.648	10.676	10.692	10.639	10.578	10.504	10.439	10.353
40-44	9.702	9.796	9.874	9.932	9.980	10.014	10.086	10.143	10.207	10.238	10.256
45-49	8.848	8.987	9.132	9.269	9.393	9.494	9.594	9.665	9.725	9.775	9.812
50-54	7.526	7.766	7.984	8.176	8.359	8.533	8.676	8.813	8.950	9.075	9.176
55-59	5.593	5.903	6.205	6.485	6.745	6.976	7.209	7.409	7.591	7.767	7.932
60-64	3.221	3.386	3.599	3.840	4.084	4.313	4.561	4.793	5.014	5.220	5.403
65-69	2.100	2.158	2.212	2.274	2.366	2.496	2.630	2.796	2.985	3.180	3.363
70-74	1.355	1.402	1.453	1.503	1.550	1.591	1.639	1.682	1.734	1.808	1.910
75+	1.317	1.370	1.430	1.486	1.546	1.607	1.671	1.738	1.810	1.880	1.945
JUMLAH	141.029	142.483	144.018	145.480	146.912	148.220	149.623	150.887	152.202	153.518	154.671

Tabel II.34.2  
 PROYEKSI PENDUDUK  
 MENURUT JENIS KELAMIN DAN KELOMPOK UMUR  
 TAHUN 2010 - 2020

KOTA PEKALONGAN

PEREMPUAN

KELOMPOK UMUR	2010	2011	2012	2013	2014	2015	2016	2017	2018	2019	2020
(1)	(2)	(3)	(4)	(5)	(6)	(7)	(8)	(9)	(10)	(11)	(12)
0-4	12.180	12.214	12.198	12.175	12.142	12.109	12.005	11.915	11.829	11.755	11.697
5-9	12.255	12.251	12.279	12.314	12.341	12.332	12.373	12.364	12.346	12.322	12.300
10-14	12.264	12.291	12.272	12.214	12.158	12.131	12.133	12.170	12.209	12.240	12.247
15-19	13.124	13.272	13.432	13.581	13.699	13.790	13.836	13.829	13.776	13.724	13.716
20-24	12.699	12.735	12.848	12.995	13.161	13.318	13.502	13.701	13.883	14.044	14.179
25-29	12.412	12.298	12.137	11.987	11.882	11.868	11.928	12.063	12.229	12.418	12.606
30-34	12.107	12.112	12.119	12.103	12.054	11.949	11.850	11.709	11.573	11.484	11.488
35-39	10.787	10.854	10.916	10.989	11.055	11.127	11.136	11.146	11.135	11.095	11.010
40-44	10.419	10.510	10.575	10.619	10.651	10.684	10.755	10.824	10.896	10.968	11.047
45-49	9.274	9.488	9.679	9.846	9.987	10.100	10.194	10.261	10.307	10.346	10.385
50-54	7.467	7.842	8.178	8.482	8.761	9.025	9.239	9.432	9.596	9.740	9.863
55-59	5.311	5.602	5.935	6.296	6.644	6.963	7.317	7.638	7.927	8.194	8.451
60-64	3.495	3.623	3.765	3.931	4.137	4.391	4.634	4.917	5.216	5.509	5.778
65-69	2.653	2.727	2.803	2.886	2.972	3.068	3.185	3.318	3.473	3.659	3.889
70-74	2.070	2.133	2.194	2.257	2.320	2.384	2.456	2.529	2.605	2.688	2.783
75+	2.472	2.565	2.653	2.748	2.842	2.945	3.056	3.167	3.275	3.393	3.508
JUMLAH	140.989	142.517	143.983	145.423	146.806	148.184	149.599	150.983	152.275	153.579	154.947

Tabel II.34.3  
 PROYEKSI PENDUDUK  
 MENURUT JENIS KELAMIN DAN KELOMPOK UMUR  
 TAHUN 2010 - 2020

150

KOTA PEKALONGAN											LAKI-LAKI + PEREMPUAN
KELOMPOK UMUR	2010	2011	2012	2013	2014	2015	2016	2017	2018	2019	2020
(1)	(2)	(3)	(4)	(5)	(6)	(7)	(8)	(9)	(10)	(11)	(12)
0-4	25.280	25.348	25.336	25.288	25.219	25.105	24.894	24.696	24.521	24.371	24.234
5-9	25.086	25.075	25.131	25.232	25.314	25.351	25.435	25.424	25.381	25.327	25.228
10-14	25.132	25.188	25.142	25.007	24.883	24.826	24.830	24.887	24.991	25.082	25.134
15-19	26.420	26.808	27.215	27.570	27.840	28.021	28.115	28.073	27.941	27.822	27.785
20-24	26.393	26.577	26.944	27.405	27.896	28.348	28.844	29.341	29.790	30.157	30.423
25-29	25.328	25.123	24.869	24.645	24.540	24.599	24.838	25.236	25.731	26.267	26.770
30-34	24.319	24.252	24.193	24.089	23.958	23.751	23.589	23.364	23.172	23.097	23.180
35-39	21.237	21.371	21.500	21.637	21.731	21.819	21.775	21.724	21.639	21.534	21.363
40-44	20.121	20.306	20.449	20.551	20.631	20.698	20.841	20.967	21.103	21.206	21.303
45-49	18.122	18.475	18.811	19.115	19.380	19.594	19.788	19.926	20.032	20.121	20.197
50-54	14.993	15.608	16.162	16.658	17.120	17.558	17.915	18.245	18.546	18.815	19.039
55-59	10.904	11.505	12.140	12.781	13.389	13.939	14.526	15.047	15.518	15.961	16.383
60-64	6.716	7.009	7.364	7.771	8.221	8.704	9.195	9.710	10.230	10.729	11.181
65-69	4.753	4.885	5.015	5.160	5.338	5.564	5.815	6.114	6.458	6.839	7.252
70-74	3.425	3.535	3.647	3.760	3.870	3.975	4.095	4.211	4.339	4.496	4.693
75+	3.789	3.935	4.083	4.234	4.388	4.552	4.727	4.905	5.085	5.273	5.453
<b>JUMLAH</b>	<b>282.018</b>	<b>285.000</b>	<b>288.001</b>	<b>290.903</b>	<b>293.718</b>	<b>296.404</b>	<b>299.222</b>	<b>301.870</b>	<b>304.477</b>	<b>307.097</b>	<b>309.618</b>

Tabel II.35.1  
PROYEKSI PENDUDUK  
MENURUT JENIS KELAMIN DAN KELOMPOK UMUR  
TAHUN 2010 - 2020

KOTA TEGAL

LAKI-LAKI

KELOMPOK UMUR	2010	2011	2012	2013	2014	2015	2016	2017	2018	2019	2020
(1)	(2)	(3)	(4)	(5)	(6)	(7)	(8)	(9)	(10)	(11)	(12)
0-4	11.030	10.994	10.940	10.861	10.765	10.653	10.507	10.362	10.239	10.116	10.002
5-9	10.620	10.552	10.519	10.517	10.499	10.490	10.468	10.408	10.336	10.252	10.139
10-14	10.702	10.663	10.584	10.466	10.347	10.277	10.223	10.184	10.186	10.171	10.156
15-19	11.043	11.177	11.318	11.429	11.483	11.506	11.482	11.391	11.271	11.150	11.072
20-24	9.982	10.029	10.160	10.331	10.500	10.664	10.827	10.977	11.109	11.186	11.219
25-29	10.761	10.624	10.488	10.374	10.311	10.325	10.412	10.566	10.778	10.989	11.182
30-34	10.868	10.741	10.625	10.493	10.359	10.225	10.115	9.988	9.890	9.842	9.860
35-39	9.368	9.373	9.380	9.389	9.356	9.330	9.233	9.130	9.021	8.912	8.793
40-44	8.038	8.067	8.089	8.095	8.083	8.075	8.090	8.092	8.103	8.078	8.050
45-49	6.933	7.001	7.076	7.145	7.197	7.242	7.279	7.292	7.300	7.295	7.285
50-54	6.453	6.621	6.769	6.897	7.006	7.122	7.202	7.276	7.351	7.410	7.454
55-59	5.133	5.386	5.630	5.855	6.051	6.232	6.405	6.546	6.675	6.788	6.899
60-64	3.235	3.381	3.574	3.792	4.008	4.217	4.433	4.634	4.824	4.991	5.141
65-69	2.121	2.167	2.209	2.260	2.337	2.453	2.572	2.720	2.889	3.058	3.218
70-74	1.358	1.397	1.440	1.482	1.519	1.553	1.591	1.624	1.665	1.725	1.814
75+	1.281	1.332	1.372	1.422	1.473	1.520	1.576	1.627	1.686	1.738	1.792
JUMLAH	118.926	119.505	120.173	120.808	121.294	121.884	122.415	122.817	123.323	123.701	124.076

Tabel II.35.2  
 PROYEKSI PENDUDUK  
 MENURUT JENIS KELAMIN DAN KELOMPOK UMUR  
 TAHUN 2010 - 2020

KOTA TEGAL

PEREMPUAN

KELOMPOK UMUR	2010	2011	2012	2013	2014	2015	2016	2017	2018	2019	2020
(1)	(2)	(3)	(4)	(5)	(6)	(7)	(8)	(9)	(10)	(11)	(12)
0-4	10.414	10.388	10.319	10.237	10.155	10.066	9.923	9.788	9.656	9.546	9.437
5-9	10.127	10.072	10.042	10.009	9.974	9.910	9.885	9.818	9.742	9.672	9.592
10-14	10.174	10.143	10.074	9.967	9.866	9.787	9.733	9.698	9.670	9.646	9.586
15-19	10.682	10.745	10.818	10.870	10.905	10.913	10.885	10.814	10.706	10.611	10.534
20-24	9.979	9.960	9.997	10.055	10.133	10.197	10.279	10.367	10.442	10.507	10.538
25-29	10.718	10.565	10.376	10.184	10.040	9.974	9.969	10.022	10.097	10.199	10.288
30-34	10.635	10.585	10.537	10.457	10.357	10.208	10.066	9.884	9.708	9.583	9.523
35-39	9.595	9.604	9.611	9.614	9.618	9.625	9.580	9.529	9.460	9.376	9.244
40-44	8.377	8.408	8.414	8.395	8.377	8.356	8.361	8.362	8.364	8.378	8.384
45-49	7.660	7.794	7.908	7.994	8.063	8.109	8.138	8.142	8.129	8.113	8.093
50-54	6.803	7.102	7.366	7.591	7.797	7.983	8.124	8.241	8.335	8.414	8.463
55-59	5.225	5.481	5.779	6.087	6.388	6.652	6.946	7.202	7.426	7.634	7.819
60-64	3.663	3.777	3.907	4.059	4.250	4.481	4.704	4.957	5.226	5.490	5.719
65-69	2.625	2.684	2.745	2.808	2.876	2.953	3.046	3.152	3.279	3.438	3.629
70-74	1.990	2.039	2.087	2.134	2.180	2.229	2.283	2.336	2.391	2.456	2.524
75+	2.412	2.474	2.561	2.632	2.705	2.792	2.875	2.965	3.049	3.141	3.228
JUMLAH	121.079	121.821	122.541	123.093	123.684	124.235	124.797	125.277	125.680	126.204	126.601

Tabel II.35.3  
 PROYEKSI PENDUDUK  
 MENURUT JENIS KELAMIN DAN KELOMPOK UMUR  
 TAHUN 2010 - 2020

KOTA TEGAL

LAKI-LAKI + PEREMPUAN

KELOMPOK UMUR	2010	2011	2012	2013	2014	2015	2016	2017	2018	2019	2020
(1)	(2)	(3)	(4)	(5)	(6)	(7)	(8)	(9)	(10)	(11)	(12)
0-4	21.444	21.382	21.259	21.098	20.920	20.719	20.430	20.150	19.895	19.662	19.439
5-9	20.747	20.624	20.561	20.526	20.473	20.400	20.353	20.226	20.078	19.924	19.731
10-14	20.876	20.806	20.658	20.433	20.213	20.064	19.956	19.882	19.856	19.817	19.742
15-19	21.725	21.922	22.136	22.299	22.388	22.419	22.367	22.205	21.977	21.761	21.606
20-24	19.961	19.989	20.157	20.386	20.633	20.861	21.106	21.344	21.551	21.693	21.757
25-29	21.479	21.189	20.864	20.558	20.351	20.299	20.381	20.588	20.875	21.188	21.470
30-34	21.503	21.326	21.162	20.950	20.716	20.433	20.181	19.872	19.598	19.425	19.383
35-39	18.963	18.977	18.991	19.003	18.974	18.955	18.813	18.659	18.481	18.288	18.037
40-44	16.415	16.475	16.503	16.490	16.460	16.431	16.451	16.454	16.467	16.456	16.434
45-49	14.593	14.795	14.984	15.139	15.260	15.351	15.417	15.434	15.429	15.408	15.378
50-54	13.256	13.723	14.135	14.488	14.803	15.105	15.326	15.517	15.686	15.824	15.917
55-59	10.358	10.867	11.409	11.942	12.439	12.884	13.351	13.748	14.101	14.422	14.718
60-64	6.898	7.158	7.481	7.851	8.258	8.698	9.137	9.591	10.050	10.481	10.860
65-69	4.746	4.851	4.954	5.068	5.213	5.406	5.618	5.872	6.168	6.496	6.847
70-74	3.348	3.436	3.527	3.616	3.699	3.782	3.874	3.960	4.056	4.181	4.338
75+	3.693	3.806	3.933	4.054	4.178	4.312	4.451	4.592	4.735	4.879	5.020
JUMLAH	240.005	241.326	242.714	243.901	244.978	246.119	247.212	248.094	249.003	249.905	250.677



# DATA

MENCERDASKAN BANGSA

<http://www.bps.go.id>



***BADAN PUSAT STATISTIK***

Jl. Dr. Sutomo 6-8 Jakarta 10710

Tel. : (021) 3841195, 3842508, 3810291-4 Fax. : (021) 3857046

Homepage : <http://www.bps.go.id> E-mail : [bpsHQ@bps.go.id](mailto:bpsHQ@bps.go.id)