

**Proyeksi
Penduduk Kabupaten/Kota
Provinsi Jawa Timur**

2010-2020



**BADAN PUSAT STATISTIK
UNITED NATIONS POPULATION FUND**

JAKARTA 2015



BADAN PUSAT STATISTIK



**Proyeksi
Penduduk Kabupaten/Kota
Provinsi Jawa Timur**

2010-2020



**PROYEKSI PENDUDUK KABUPATEN/KOTA
TAHUN 2010 – 2020 PROVINSI JAWA TIMUR**

Pengarah:

Drs. Razali Ritonga, MA

Tim Teknis:

Dr. Indra Murty Surbakti, MA; Poetrijanti, S.Si; Dendi Handiyatmo SST, M.Si;
Hermawan Agustina, S.Kom;

Penyusun/Penulis:

Parwoto SST, M.Stat

Tika Agustin, SST

Pengolah Data:

Ari Purbowati, S.Si

Layout:

Subekti, M.Sc

<http://www.bps.go.id>

KATA PENGANTAR

Proyeksi Penduduk Indonesia tahun 2010 - 2035 yang merupakan proyeksi penduduk untuk tingkat nasional dan provinsi telah diterbitkan pada tahun 2013. Untuk memenuhi kebutuhan data penduduk pada tingkat kabupaten/kota maka disusun proyeksi ini berdasarkan hasil Sensus Penduduk 2010 dan sesuai dengan asumsi penghitungan proyeksi nasional dan provinsi. Adapun metode yang digunakan memanfaatkan tren pertumbuhan penduduk sejak tahun 2000, dimana data kabupaten/kota sudah tersedia.

Publikasi Proyeksi Kabupaten/Kota disusun untuk periode 2010 - 2020 dengan tujuan untuk menunjang perencanaan pada tingkat kabupaten/kota di masa kini dan mendatang. Periode yang disampaikan cukup singkat dengan pertimbangan agar tren yang digunakan tidak terlalu menyimpang, sehingga hasil proyeksi ini masih dianggap realistis. Dengan demikian, untuk saat ini Badan Pusat Statistik telah menyediakan data proyeksi penduduk tingkat nasional, provinsi, dan kabupaten/kota yang dapat dimanfaatkan oleh semua pengguna data.

Penyusunan buku ini merupakan hasil kerja sama antara BPS dan UNFPA. Kami mengucapkan terima kasih kepada semua pihak yang telah membantu penyusunan buku ini. Semoga bermanfaat dan dapat memenuhi kebutuhan semua pihak yang memerlukan, khususnya bagi pihak yang berminat pada masalah sosial dan kependudukan.

Jakarta, Juni 2015

Kepala Badan Pusat Statistik,



Dr. Suryamin, M.Sc

<http://www.bps.go.id>

DAFTAR ISI

	Halaman
KATA PENGANTAR	iii
DAFTAR ISI	v
BAB I. PENDAHULUAN	1
BAB II. METODOLOGI	3
LAMPIRAN	
Tabel I.1 Proyeksi Penduduk Menurut Kabupaten/Kota dan Jenis Kelamin Tahun 2010 - 2020	7
Tabel I.2 Rasio Jenis Kelamin Menurut Kabupaten/Kota Tahun 2010 - 2020	10
Tabel I.3 Rasio Ketergantungan Menurut Kabupaten/Kota Tahun 2010 - 2020.....	11
Tabel I.4 Persentase Penduduk Perkotaan Menurut Kabupaten/Kota Tahun 2010 - 2020	12
Tabel I.5 Persentase Penduduk Lansia Menurut Kabupaten/Kota Tahun 2010 - 2020..	13
Gambar I Piramida Penduduk Menurut Kabupaten/Kota Tahun 2010 - 2020.....	14
Tabel II Proyeksi Penduduk Menurut Jenis Kelamin dan Kelompok Umur Tahun 2010 - 2020	52

<http://www.bps.go.id>

BAB I

PENDAHULUAN

Informasi mengenai jumlah penduduk untuk wilayah kabupaten/kota pada suatu waktu tertentu dibutuhkan dalam perencanaan program dan penentuan kebijakan di wilayah tersebut. Ketersediaan data penduduk dapat dipenuhi dari hasil sensus penduduk ataupun survei tentang kependudukan namun sayangnya tidak setiap tahun tersedia. Oleh karena itu, perlu dibuat suatu perkiraan mengenai jumlah penduduk untuk wilayah kabupaten/kota untuk mengisi kekosongan pada tahun-tahun tertentu atau untuk masa yang akan datang. Ketersediaan data penduduk selain jumlahnya juga dilengkapi dengan karakteristik jenis kelamin dan umur.

Secara nasional dan pada tingkat provinsi informasi penduduk masa yang datang diproyeksikan menggunakan metode komponen, dimana metode tersebut mempertimbangkan pengaruh kelahiran, kematian, dan perpindahan. Untuk tingkat kabupaten/kota dilakukan estimasi penduduk dengan mempertimbangkan laju pertumbuhan untuk masing-masing kabupaten/kota, dimana jumlahnya dipagu dari hasil proyeksi provinsinya. Metode estimasi yang digunakan untuk memperkirakan penduduk masa yang akan datang menggunakan metode geometrik. Pemilihan metode ini didasarkan kesesuaian pertambahan secara geometrik dengan perkembangan jumlah penduduk dan disadari bahwa belum dapat dilakukannya proyeksi komponen untuk kabupaten/kota karena komponen pertumbuhan belum tersedia lengkap.

Proyeksi penduduk kabupaten/kota menurut kelompok umur, dan jenis kelamin yang disajikan dalam publikasi ini mencakup kurun waktu sepuluh tahun, mulai tahun 2010 sampai dengan 2020. Pembuatan proyeksi dengan kurun waktu singkat ini dimaksudkan agar hasilnya dapat digunakan untuk berbagai keperluan terutama perencanaan di masa datang.

<http://www.bps.go.id>

BAB II

METODOLOGI

Estimasi penduduk dengan metode geometrik menggunakan asumsi bahwa jumlah penduduk akan bertambah secara geometrik menggunakan dasar perhitungan bunga majemuk. Laju pertumbuhan penduduk (*rate of growth*) dianggap sama untuk setiap tahun. Berikut formula yang digunakan pada metode geometrik:

$$P_t = P_0(1+r)^t$$

$$r = \left(\frac{P_t}{P_0}\right)^{\frac{1}{t}} - 1$$

dimana:

- P_t = jumlah penduduk pada tahun t
- P_0 = jumlah penduduk pada tahun awal
- r = laju pertumbuhan penduduk
- t = periode waktu antara tahun dasar dan tahun t (dalam tahun)

Data yang dibutuhkan:

- Jumlah penduduk Indonesia hasil proyeksi penduduk 2010 - 2020 yang dirinci menurut provinsi.
- Jumlah penduduk kabupaten/kota hasil SP2000, SP2010, khusus untuk kabupaten/kota di Provinsi Aceh dan Pulau Nias menggunakan data hasil SPAN2005.

Tahapan menghitung proyeksi penduduk kabupaten/kota:

1. Menentukan sumber data dari hasil sensus penduduk dan menyiapkan dua data penduduk untuk tahun yang berbeda pada suatu wilayah yang akan diestimasi.
2. Menghitung rata-rata laju pertumbuhan penduduk (LPP) per tahun dengan metode geometrik berdasarkan jumlah penduduk dari dua data.

3. Melakukan proses prorata, agar penjumlahan penduduk untuk semua kabupaten/kota menjadi sama dengan penduduk provinsi (penduduk provinsi sebagai kontrol).
4. Jumlah penduduk per kabupaten/kota ini selanjutnya akan digunakan sebagai kontrol untuk menghitung jumlah penduduk menurut kota/desa, jenis kelamin, maupun menurut kelompok umur.
5. Estimasi penduduk untuk karakteristik jenis kelamin diolah terlebih dahulu, kemudian dilanjutkan dengan estimasi penduduk perkotaan dan perdesaan.
6. Melakukan proses iterasi untuk penduduk kabupaten/kota menurut jenis kelamin dan kelompok umur, dengan jumlah penduduk provinsi sebagai kontrol.
7. Untuk kabupaten/kota pemekaran yang pada saat sensus belum terbentuk, data ditelusuri menggunakan data SP2000, SPAN2005, dan SP2010.

LAMPIRAN

<http://www.kids.go.id>

Tabel I.1.1
PROYEKSI PENDUDUK
MENURUT KABUPATEN/KOTA DAN JENIS KELAMIN
TAHUN 2010 - 2020

JAWA TIMUR

LAKI-LAKI

KABUPATEN/KOTA	2010	2011	2012	2013	2014	2015	2016	2017	2018	2019	2020
(1)	(2)	(3)	(4)	(5)	(6)	(7)	(8)	(9)	(10)	(11)	(12)
PACITAN	264.006	265.213	266.195	267.412	268.183	268.896	269.616	270.192	270.708	271.113	271.388
PONOROGO	427.515	428.910	430.282	431.382	432.578	433.504	434.302	434.793	435.169	435.618	435.810
TRENGGALEK	335.119	336.798	338.403	339.709	341.094	342.397	343.402	344.389	345.282	346.008	346.577
TULUNGAGUNG	482.900	486.232	489.322	492.287	495.083	497.698	500.191	502.516	504.804	506.702	508.621
BLITAR	559.522	562.779	565.689	568.596	571.303	573.707	575.877	578.015	579.925	581.481	583.075
KEDIRI	753.126	758.174	763.091	766.696	772.006	776.212	780.097	783.589	787.023	790.210	793.077
MALANG	1.230.594	1.241.022	1.250.780	1.260.414	1.269.613	1.278.511	1.286.867	1.295.017	1.302.771	1.310.100	1.316.984
LUMAJANG	491.616	494.178	496.499	498.787	500.904	502.920	504.682	506.219	507.781	509.010	510.083
JEMBER	1.147.287	1.155.132	1.162.587	1.167.801	1.176.515	1.182.817	1.188.866	1.194.496	1.199.820	1.204.675	1.209.272
BANYUWANGI	774.489	778.795	782.701	787.384	789.924	793.018	795.976	798.591	800.985	803.195	805.113
BONDOWOSO	358.992	361.607	364.026	366.605	368.505	370.588	372.603	374.476	376.074	377.776	379.408
SITUBONDO	316.027	318.389	320.476	322.716	324.673	326.500	328.279	330.111	331.718	333.198	334.509
PROBOLINGGO	535.291	539.928	544.183	548.391	552.389	556.301	559.999	563.711	567.105	570.206	573.275
PASURUAN	749.985	757.114	764.012	769.705	777.120	783.410	789.480	795.319	800.915	806.272	811.513
SIDOARJO	978.025	995.207	1.012.492	1.029.003	1.046.596	1.063.629	1.080.401	1.097.094	1.113.881	1.130.269	1.146.816
MOJOKERTO	512.989	518.527	523.895	529.192	534.516	539.613	544.475	549.177	553.878	558.375	562.710
JOMBANG	598.529	602.571	606.499	613.296	613.827	617.194	620.405	623.414	626.207	628.799	631.118
NGANJUK	505.694	508.512	510.998	513.398	515.597	517.712	519.717	521.388	523.006	524.282	525.483
MADIUN	326.920	328.410	329.776	331.417	332.521	333.517	334.495	335.588	336.329	336.972	337.486
MAGETAN	301.999	302.875	303.811	304.595	305.018	305.486	305.791	306.112	306.317	306.376	306.392
NGAWI	398.398	399.479	400.475	401.808	404.583	405.113	405.480	405.796	405.807	405.814	405.848
BOJONEGORO	598.402	601.272	604.122	604.691	608.991	611.313	613.207	614.996	616.596	617.988	619.106
TUBAN	552.721	556.409	559.874	563.306	566.279	569.324	572.095	574.792	577.201	579.389	581.392
LAMONGAN	572.513	573.777	574.890	576.208	576.396	576.812	577.111	577.301	577.693	577.871	578.113
GRESIK	584.623	592.474	600.224	607.893	615.283	622.824	630.017	637.095	644.099	650.973	657.721
BANGKALAN	433.616	438.188	442.816	447.189	451.601	455.710	459.776	463.789	467.728	471.272	474.990
SAMPANG	428.382	434.326	440.028	445.487	451.110	456.394	461.790	466.920	471.989	477.214	482.089
PAMEKASAN	387.501	392.301	397.113	401.993	406.307	410.800	415.217	419.489	423.587	427.801	431.822
SUMENEP	495.986	499.190	501.980	504.712	507.430	509.791	512.211	514.288	516.322	517.987	519.717
KOTA KEDIRI	133.990	135.178	136.315	137.513	138.578	139.493	140.503	141.609	142.292	143.320	144.211
KOTA BLITAR	65.582	66.125	66.691	67.290	67.802	68.401	69.001	69.411	69.892	70.378	70.787
KOTA MALANG	404.680	408.003	411.101	415.101	416.982	419.713	422.276	424.811	427.078	429.416	431.483
KOTA PROBOLINGGO	106.996	108.293	109.328	110.486	111.727	112.689	113.781	114.822	115.788	116.817	117.684
KOTA PASURUAN	92.393	93.222	94.219	95.010	95.817	96.598	97.183	97.995	98.680	99.403	99.923
KOTA MOJOKERTO	59.211	59.581	60.278	60.704	61.282	61.816	62.196	62.587	63.115	63.484	63.923
KOTA MADIUN	82.798	83.197	83.609	84.281	84.323	84.604	84.897	85.203	85.496	85.610	85.897
KOTA SURABAYA	1.368.411	1.377.342	1.386.442	1.393.749	1.399.284	1.406.683	1.414.025	1.420.182	1.425.577	1.430.988	1.435.153
KOTA BATU	95.925	96.802	97.820	98.913	99.896	100.902	101.719	102.585	103.518	104.414	105.186
JUMLAH	18.512.753	18.655.532	18.793.042	18.925.120	19.051.636	19.172.610	19.288.006	19.397.878	19.502.156	19.600.776	19.693.755

Tabel I.1.2
PROYEKSI PENDUDUK
MENURUT KABUPATEN/KOTA DAN JENIS KELAMIN
TAHUN 2010 - 2020

JAWA TIMUR

PEREMPUAN

KABUPATEN/KOTA	2010	2011	2012	2013	2014	2015	2016	2017	2018	2019	2020
(1)	(2)	(3)	(4)	(5)	(6)	(7)	(8)	(9)	(10)	(11)	(12)
PACITAN	277.793	278.691	279.710	280.505	281.298	282.090	282.691	283.196	283.686	284.191	284.596
PONOROGO	429.167	430.392	431.524	432.508	433.231	433.889	434.512	435.101	435.536	435.752	436.015
TRENGGALEK	340.465	341.994	343.303	344.082	345.687	346.803	347.893	348.715	349.620	350.287	351.023
TULUNGAGUNG	509.417	512.475	515.389	517.124	520.891	523.492	525.910	528.274	530.486	532.582	534.561
BLITAR	559.397	561.996	564.734	568.105	569.490	571.689	573.833	575.788	577.575	579.196	580.714
KEDIRI	749.969	754.436	758.804	763.808	766.923	770.671	774.288	777.803	781.090	784.062	787.015
MALANG	1.221.403	1.230.968	1.240.098	1.248.284	1.257.474	1.265.804	1.273.808	1.281.579	1.289.024	1.296.104	1.302.991
LUMAJANG	516.870	519.225	521.401	525.031	525.474	527.273	529.016	530.604	532.013	533.385	534.635
JEMBER	1.190.622	1.197.893	1.204.895	1.213.599	1.218.093	1.224.298	1.230.134	1.235.689	1.240.894	1.245.993	1.250.618
BANYUWANGI	784.599	788.289	791.827	795.202	798.158	801.065	803.835	806.306	808.692	810.796	812.701
BONDOWOSO	379.391	381.762	384.101	386.186	388.484	390.617	392.491	394.436	396.223	397.939	399.381
SITUBONDO	333.065	335.220	337.398	337.986	341.340	343.213	345.003	346.592	348.275	349.780	351.267
PROBOLINGGO	563.720	567.995	572.207	574.813	580.301	584.179	588.013	591.503	594.987	598.297	601.615
PASURUAN	766.507	773.173	779.711	787.006	792.387	798.377	804.203	809.988	815.663	821.124	826.169
SIDOARJO	971.570	988.064	1.004.482	1.019.983	1.037.328	1.053.650	1.070.081	1.086.588	1.102.923	1.119.207	1.135.399
MOJOKERTO	515.616	520.772	525.991	528.616	535.970	540.776	545.600	550.327	554.840	559.313	563.682
JOMBANG	606.585	610.310	613.905	617.585	620.674	623.791	626.898	629.664	632.411	635.015	637.386
NGANJUK	513.324	515.593	517.916	520.199	522.126	524.004	525.658	527.411	528.894	530.329	531.528
MADIUN	336.556	337.895	339.312	340.466	341.467	342.570	343.498	344.300	345.065	345.712	346.298
MAGETAN	319.275	320.027	320.562	321.108	321.596	321.927	322.193	322.497	322.607	322.601	322.628
NGAWI	420.591	421.401	422.130	422.779	423.246	423.670	424.000	424.103	424.283	424.294	424.286
BOJONEGORO	613.899	616.503	618.957	623.013	623.395	625.294	627.176	628.910	630.331	631.704	632.914
TUBAN	568.189	571.475	574.710	578.191	580.818	583.591	586.279	588.822	591.076	593.401	595.624
LAMONGAN	608.186	609.031	609.691	610.174	610.688	610.983	611.082	611.177	611.220	611.235	611.267
GRESIK	596.351	604.042	611.462	619.208	626.330	633.489	640.685	647.923	654.925	661.908	668.699
BANGKALAN	475.782	480.625	485.208	490.308	494.220	498.595	502.997	507.105	511.164	515.400	519.222
SAMPANG	452.314	457.975	463.585	468.012	474.801	480.407	485.824	491.162	496.531	501.661	506.912
PAMEKASAN	411.104	415.813	420.577	425.414	429.917	434.514	438.977	443.515	447.910	452.191	456.392
SUMENEP	548.602	551.488	554.435	556.499	559.772	562.322	564.594	566.916	568.905	570.923	572.670
KOTA KEDIRI	135.203	136.333	137.380	139.106	139.494	140.511	141.475	142.394	143.290	144.089	144.898
KOTA BLITAR	66.801	67.367	68.032	68.412	69.101	69.507	70.116	70.584	71.079	71.498	72.011
KOTA MALANG	417.521	420.488	423.426	425.702	428.991	431.585	434.134	436.603	439.040	441.266	443.407
KOTA PROBOLINGGO	110.683	111.809	112.964	113.395	115.050	116.324	117.331	118.301	119.423	120.391	121.340
KOTA PASURUAN	94.412	95.192	95.972	97.275	97.512	98.217	99.019	99.701	100.398	101.019	101.662
KOTA MOJOKERTO	61.412	61.936	62.316	63.102	63.437	63.890	64.208	64.692	65.167	65.530	65.968
KOTA MADIUN	88.507	88.876	89.277	89.833	90.050	90.391	90.710	90.896	91.201	91.397	91.502
KOTA SURABAYA	1.403.204	1.411.590	1.419.276	1.428.180	1.434.640	1.441.900	1.448.381	1.454.517	1.459.978	1.465.207	1.469.598
KOTA BATU	94.881	96.011	96.880	97.276	98.712	99.583	100.600	101.412	102.270	103.076	103.939
JUMLAH	19.052.953	19.185.125	19.313.548	19.438.075	19.558.566	19.674.951	19.787.146	19.895.094	19.998.695	20.097.855	20.192.533

Tabel I.1.3
PROYEKSI PENDUDUK
MENURUT KABUPATEN/KOTA DAN JENIS KELAMIN
TAHUN 2010 - 2020

JAWA TIMUR

LAKI-LAKI + PEREMPUAN

KABUPATEN/KOTA	2010	2011	2012	2013	2014	2015	2016	2017	2018	2019	2020
(1)	(2)	(3)	(4)	(5)	(6)	(7)	(8)	(9)	(10)	(11)	(12)
PACITAN	541.799	543.904	545.905	547.917	549.481	550.986	552.307	553.388	554.394	555.304	555.984
PONOROGO	856.682	859.302	861.806	863.890	865.809	867.393	868.814	869.894	870.705	871.370	871.825
TRENGGALEK	675.584	678.792	681.706	683.791	686.781	689.200	691.295	693.104	694.902	696.295	697.600
TULUNGAGUNG	992.317	998.707	1.004.711	1.009.411	1.015.974	1.021.190	1.026.101	1.030.790	1.035.290	1.039.284	1.043.182
BLITAR	1.118.919	1.124.775	1.130.423	1.136.701	1.140.793	1.145.396	1.149.710	1.153.803	1.157.500	1.160.677	1.163.789
KEDIRI	1.503.095	1.512.610	1.521.895	1.530.504	1.538.929	1.546.883	1.554.385	1.561.392	1.568.113	1.574.272	1.580.092
MALANG	2.451.997	2.471.990	2.490.878	2.508.698	2.527.087	2.544.315	2.560.675	2.576.596	2.591.795	2.606.204	2.619.975
LUMAJANG	1.008.486	1.013.403	1.017.900	1.023.818	1.026.378	1.030.193	1.033.698	1.036.823	1.039.794	1.042.395	1.044.718
JEMBER	2.337.909	2.353.025	2.367.482	2.381.400	2.394.608	2.407.115	2.419.000	2.430.185	2.440.714	2.450.668	2.459.890
BANYUWANGI	1.559.088	1.567.084	1.574.528	1.582.586	1.588.082	1.594.083	1.599.811	1.604.897	1.609.677	1.613.991	1.617.814
BONDOWOSO	738.383	743.369	748.127	752.791	756.989	761.205	765.094	768.912	772.297	775.715	778.789
SITUBONDO	649.092	653.609	657.874	660.702	666.013	669.713	673.282	676.703	679.993	682.978	685.776
PROBOLINGGO	1.099.011	1.107.923	1.116.390	1.123.204	1.132.690	1.140.480	1.148.012	1.155.214	1.162.092	1.168.503	1.174.890
PASURUAN	1.516.492	1.530.287	1.543.723	1.556.711	1.569.507	1.581.787	1.593.683	1.605.307	1.616.578	1.627.396	1.637.682
SIDOARJO	1.949.595	1.983.271	2.016.974	2.048.986	2.083.924	2.117.279	2.150.482	2.183.682	2.216.804	2.249.476	2.282.215
MOJOKERTO	1.028.605	1.039.299	1.049.886	1.057.808	1.070.486	1.080.389	1.090.075	1.099.504	1.108.718	1.117.688	1.126.392
JOMBANG	1.205.114	1.212.881	1.220.404	1.230.881	1.234.501	1.240.985	1.247.303	1.253.078	1.258.618	1.263.814	1.268.504
NGANJUK	1.019.018	1.024.105	1.033.597	1.041.716	1.047.723	1.054.716	1.061.716	1.068.716	1.075.716	1.082.716	1.089.716
MADIUN	663.476	666.305	669.088	671.883	673.988	676.087	677.993	679.888	681.394	682.684	683.784
MAGETAN	621.274	622.902	624.373	625.703	626.614	627.413	627.984	628.609	628.924	628.977	629.020
NGAWI	818.989	820.880	822.605	824.587	827.829	828.783	829.480	829.899	830.090	830.108	830.134
BOJONEGORO	1.212.301	1.217.775	1.223.079	1.227.704	1.232.386	1.236.607	1.240.383	1.243.906	1.246.927	1.249.692	1.252.020
TUBAN	1.120.910	1.127.884	1.134.584	1.141.497	1.147.097	1.152.915	1.158.374	1.163.614	1.168.277	1.172.790	1.177.016
LAMONGAN	1.180.699	1.182.808	1.184.581	1.186.382	1.187.084	1.187.795	1.188.193	1.188.478	1.188.913	1.189.106	1.189.380
GRESIK	1.180.974	1.196.516	1.211.686	1.227.101	1.241.613	1.256.313	1.270.702	1.285.018	1.299.024	1.312.881	1.326.420
BANGKALAN	909.398	918.813	928.024	937.497	945.821	954.305	962.773	970.894	978.892	986.672	994.212
SAMPANG	880.696	892.301	903.613	913.499	925.911	936.801	947.614	958.082	968.520	978.875	989.001
PAMEKASAN	798.605	808.114	817.690	827.407	836.224	845.314	854.194	863.004	871.497	879.992	888.214
SUMENEP	1.044.588	1.050.678	1.056.415	1.061.211	1.067.202	1.072.113	1.076.805	1.081.204	1.085.227	1.088.910	1.092.387
KOTA KEDIRI	269.193	271.511	273.695	276.619	278.072	280.004	281.978	284.003	285.582	287.409	289.109
KOTA BLITAR	132.383	133.492	134.723	135.702	136.903	137.908	139.117	139.995	140.971	141.876	142.798
KOTA MALANG	822.201	828.491	834.527	840.803	845.973	851.298	856.410	861.414	866.118	870.682	874.890
KOTA PROBOLINGGO	217.679	220.102	222.292	223.881	226.777	229.013	231.112	233.123	235.211	237.208	239.024
KOTA PASURUAN	186.805	188.414	190.191	192.285	193.329	194.815	196.202	197.696	199.078	200.422	201.585
KOTA MOJOKERTO	120.623	121.517	122.594	123.806	124.719	125.706	126.404	127.279	128.282	129.014	129.891
KOTA MADIUN	171.305	172.073	172.886	174.114	174.373	174.995	175.607	176.099	176.697	177.007	177.399
KOTA SURABAYA	2.771.615	2.788.932	2.805.718	2.821.929	2.833.924	2.848.583	2.862.406	2.874.699	2.885.555	2.896.195	2.904.751
KOTA BATU	190.806	192.813	194.700	196.189	198.608	200.485	202.319	203.997	205.788	207.490	209.125
JUMLAH	37.565.706	37.840.657	38.106.590	38.363.195	38.610.202	38.847.561	39.075.152	39.292.972	39.500.851	39.698.631	39.886.288

Tabel I.2
RASIO JENIS KELAMIN
MENURUT KABUPATEN/KOTA
TAHUN 2010 - 2020

JAWA TIMUR

KABUPATEN/KOTA	2010	2011	2012	2013	2014	2015	2016	2017	2018	2019	2020
(1)	(2)	(3)	(4)	(5)	(6)	(7)	(8)	(9)	(10)	(11)	(12)
PACITAN	95,04	95,16	95,17	95,33	95,34	95,32	95,37	95,41	95,43	95,40	95,36
PONOROGO	99,62	99,66	99,71	99,74	99,85	99,91	99,95	99,93	99,92	99,97	99,95
TRENGGALEK	98,43	98,48	98,57	98,73	98,67	98,73	98,71	98,76	98,76	98,78	98,73
TULUNGAGUNG	94,79	94,88	94,94	95,20	95,05	95,07	95,11	95,12	95,16	95,14	95,15
BLITAR	100,02	100,14	100,17	100,09	100,32	100,35	100,36	100,39	100,41	100,39	100,41
KEDIRI	100,42	100,50	100,56	100,38	100,66	100,72	100,75	100,74	100,76	100,78	100,77
MALANG	100,75	100,82	100,86	100,97	100,97	101,00	101,03	101,05	101,07	101,08	101,07
LUMAJANG	95,11	95,18	95,22	95,00	95,32	95,38	95,40	95,40	95,45	95,43	95,41
JEMBER	96,36	96,43	96,49	96,23	96,59	96,61	96,65	96,67	96,69	96,68	96,69
BANYUWANGI	98,71	98,80	98,85	99,02	98,97	99,00	99,02	99,04	99,05	99,06	99,07
BONDOWOSO	94,62	94,72	94,77	94,93	94,86	94,87	94,93	94,94	94,91	94,93	95,00
SITUBONDO	94,88	94,98	94,98	95,48	95,12	95,13	95,15	95,24	95,25	95,26	95,23
PROBOLINGGO	94,96	95,06	95,10	95,40	95,19	95,23	95,24	95,30	95,31	95,30	95,29
PASURUAN	97,84	97,92	97,99	97,80	98,07	98,13	98,17	98,19	98,19	98,19	98,23
SIDOARJO	100,66	100,72	100,80	100,88	100,89	100,95	100,96	100,97	100,99	100,99	101,01
MOJOKERTO	99,49	99,57	99,60	100,11	99,73	99,78	99,79	99,79	99,83	99,83	99,83
JOMBANG	98,67	98,73	98,79	99,31	98,90	98,94	98,96	99,01	99,02	99,02	99,02
NGANJUK	98,51	98,63	98,66	98,69	98,75	98,80	98,87	98,86	98,89	98,86	98,86
MADIUN	97,14	97,19	97,19	97,34	97,38	97,36	97,38	97,47	97,47	97,47	97,46
MAGETAN	94,59	94,64	94,77	94,86	94,85	94,89	94,91	94,92	94,95	94,97	94,97
NGAWI	94,72	94,80	94,87	95,04	95,59	95,62	95,63	95,68	95,65	95,64	95,65
BOJONEGORO	97,48	97,53	97,60	97,06	97,69	97,76	97,77	97,79	97,82	97,83	97,82
TUBAN	97,28	97,36	97,42	97,43	97,50	97,56	97,58	97,62	97,65	97,64	97,61
LAMONGAN	94,13	94,21	94,29	94,43	94,38	94,41	94,44	94,46	94,51	94,54	94,58
GRESIK	98,03	98,08	98,16	98,17	98,24	98,32	98,33	98,33	98,35	98,35	98,36
BANGKALAN	91,14	91,17	91,26	91,21	91,38	91,40	91,41	91,46	91,50	91,44	91,48
SAMPANG	94,71	94,84	94,92	95,19	95,01	95,00	95,05	95,06	95,06	95,13	95,10
PAMEKASAN	94,26	94,35	94,42	94,49	94,51	94,54	94,59	94,58	94,57	94,61	94,62
SUMENEP	90,41	90,52	90,54	90,69	90,65	90,66	90,72	90,72	90,76	90,73	90,75
KOTA KEDIRI	99,10	99,15	99,22	98,85	99,34	99,28	99,31	99,45	99,30	99,47	99,53
KOTA BLITAR	98,18	98,16	98,03	98,36	98,12	98,41	98,41	98,34	98,33	98,43	98,30
KOTA MALANG	96,92	97,03	97,09	97,51	97,20	97,25	97,27	97,30	97,28	97,31	97,31
KOTA PROBOLINGGO	96,67	96,86	96,78	97,43	97,11	96,88	96,97	97,06	96,96	97,03	96,99
KOTA PASURUAN	97,86	97,93	98,17	97,67	98,26	98,35	98,15	98,29	98,29	98,40	98,29
KOTA MOJOKERTO	96,42	96,20	96,73	96,20	96,60	96,75	96,87	96,75	96,85	96,88	96,90
KOTA MADIUN	93,55	93,61	93,65	93,82	93,64	93,60	93,59	93,74	93,74	93,67	93,87
KOTA SURABAYA	97,52	97,57	97,69	97,59	97,54	97,56	97,63	97,64	97,64	97,66	97,66
KOTA BATU	101,10	100,82	100,97	101,68	101,20	101,32	101,11	101,16	101,22	101,30	101,20
JUMLAH	97,16	97,24	97,30	97,36	97,41	97,45	97,48	97,50	97,52	97,53	97,53

Tabel I.3
RASIO KETERGANTUNGAN
MENURUT KABUPATEN/KOTA
TAHUN 2010 - 2020

JAWA TIMUR

KABUPATEN/KOTA	2010	2011	2012	2013	2014	2015	2016	2017	2018	2019	2020
(1)	(2)	(3)	(4)	(5)	(6)	(7)	(8)	(9)	(10)	(11)	(12)
PACITAN	50,90	50,46	50,01	49,60	49,26	49,03	48,87	48,80	48,85	49,01	49,26
PONOROGO	48,32	47,90	47,46	47,05	46,71	46,47	46,30	46,22	46,24	46,36	46,56
TRENGGALEK	47,34	46,93	46,51	46,11	45,78	45,54	45,36	45,25	45,25	45,33	45,48
TULUNGAGUNG	50,07	49,65	49,20	48,77	48,42	48,15	47,93	47,78	47,74	47,78	47,89
BLITAR	51,47	51,01	50,54	50,09	49,72	49,44	49,21	49,07	49,03	49,09	49,22
KEDIRI	49,45	49,03	48,58	48,15	47,78	47,49	47,24	47,06	46,98	46,98	47,03
MALANG	48,03	47,62	47,19	46,78	46,43	46,15	45,92	45,75	45,68	45,68	45,74
LUMAJANG	45,89	45,46	45,00	44,57	44,19	43,89	43,63	43,44	43,35	43,33	43,36
JEMBER	48,10	47,66	47,20	46,75	46,35	46,03	45,75	45,54	45,42	45,38	45,39
BANYUWANGI	48,65	48,22	47,76	47,32	46,95	46,66	46,42	46,26	46,19	46,21	46,29
BONDOWOSO	45,93	45,53	45,10	44,70	44,36	44,09	43,87	43,71	43,65	43,68	43,77
SITUBONDO	41,70	41,33	40,93	40,54	40,21	39,95	39,73	39,56	39,49	39,48	39,54
PROBOLINGGO	46,47	46,05	45,61	45,18	44,81	44,50	44,23	44,03	43,91	43,86	43,86
PASURUAN	43,21	42,84	42,44	42,05	41,71	41,42	41,16	40,95	40,82	40,74	40,69
SIDOARJO	42,05	41,71	41,34	40,99	40,67	40,40	40,15	39,93	39,79	39,69	39,61
MOJOKERTO	44,63	44,24	43,84	43,45	43,10	42,83	42,58	42,39	42,29	42,25	42,25
JOMBANG	48,49	48,08	47,64	47,21	46,85	46,56	46,31	46,12	46,04	46,02	46,05
NGANJUK	48,80	48,39	47,94	47,52	47,17	46,89	46,67	46,52	46,47	46,50	46,59
MADIUN	48,71	48,25	47,77	47,33	46,96	46,68	46,47	46,34	46,32	46,40	46,55
MAGETAN	50,08	49,63	49,16	48,73	48,37	48,12	47,93	47,84	47,86	47,99	48,20
NGAWI	47,14	46,69	46,22	45,78	45,42	45,14	44,92	44,79	44,76	44,82	44,95
BOJONEGORO	45,31	44,91	44,50	44,11	43,78	43,53	43,33	43,19	43,15	43,18	43,26
TUBAN	44,03	43,65	43,26	42,88	42,55	42,30	42,09	41,93	41,87	41,87	41,91
LAMONGAN	45,88	45,45	45,00	44,57	44,20	43,91	43,67	43,50	43,42	43,43	43,48
GRESIK	44,86	44,48	44,07	43,68	43,32	43,03	42,76	42,53	42,38	42,29	42,22
BANGKALAN	55,61	55,12	54,58	54,06	53,59	53,20	52,85	52,56	52,38	52,28	52,21
SAMPANG	53,48	53,01	52,49	51,98	51,51	51,11	50,74	50,42	50,20	50,03	49,90
PAMEKASAN	46,56	46,17	45,75	45,34	44,97	44,67	44,40	44,19	44,07	43,99	43,94
SUMENEP	41,72	41,35	40,95	40,58	40,26	40,01	39,80	39,65	39,59	39,60	39,67
KOTA KEDIRI	42,01	41,65	41,26	40,88	40,55	40,28	40,03	39,84	39,73	39,67	39,65
KOTA BLITAR	47,10	46,69	46,25	45,83	45,47	45,17	44,92	44,73	44,64	44,61	44,63
KOTA MALANG	38,58	38,29	37,96	37,64	37,36	37,13	36,92	36,76	36,67	36,64	36,64
KOTA PROBOLINGGO	46,19	45,77	45,33	44,90	44,51	44,19	43,90	43,65	43,49	43,39	43,32
KOTA PASURUAN	46,15	45,73	45,28	44,85	44,46	44,12	43,81	43,54	43,36	43,22	43,11
KOTA MOJOKERTO	44,02	43,63	43,20	42,79	42,44	42,14	41,86	41,64	41,51	41,42	41,38
KOTA MADIUN	44,11	43,71	43,30	42,90	42,56	42,31	42,08	41,93	41,87	41,88	41,96
KOTA SURABAYA	38,04	37,75	37,42	37,10	36,82	36,58	36,35	36,17	36,04	35,96	35,91
KOTA BATU	45,82	45,44	45,04	44,66	44,33	44,06	43,84	43,66	43,57	43,56	43,58
JUMLAH	46,09	45,69	45,26	44,85	44,50	44,22	43,97	43,79	43,70	43,68	43,71

Tabel I.4
 PERSENTASE PENDUDUK PERKOTAAN
 MENURUT KABUPATEN/KOTA
 TAHUN 2010 - 2020

JAWA TIMUR

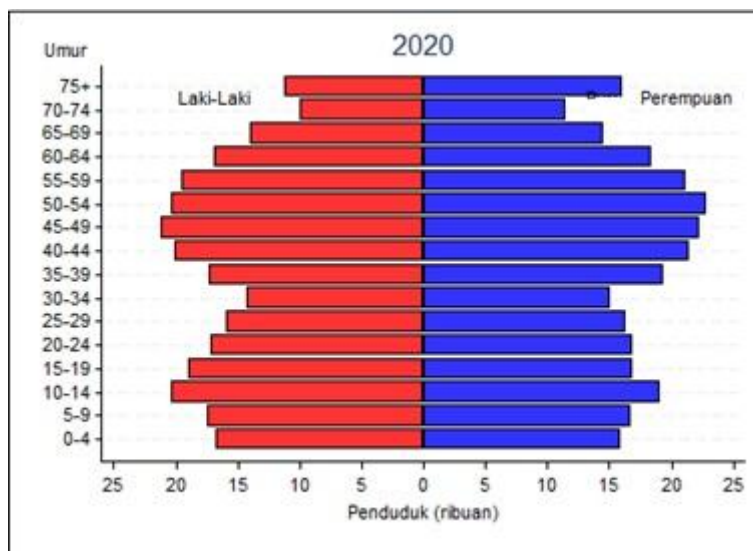
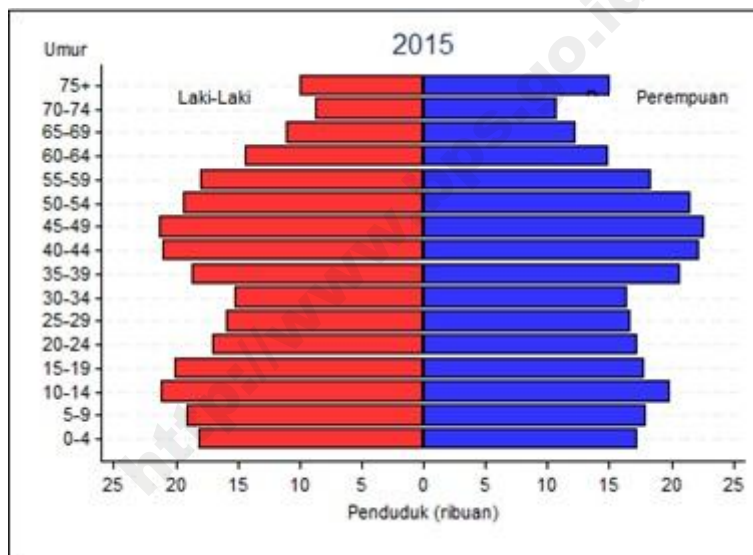
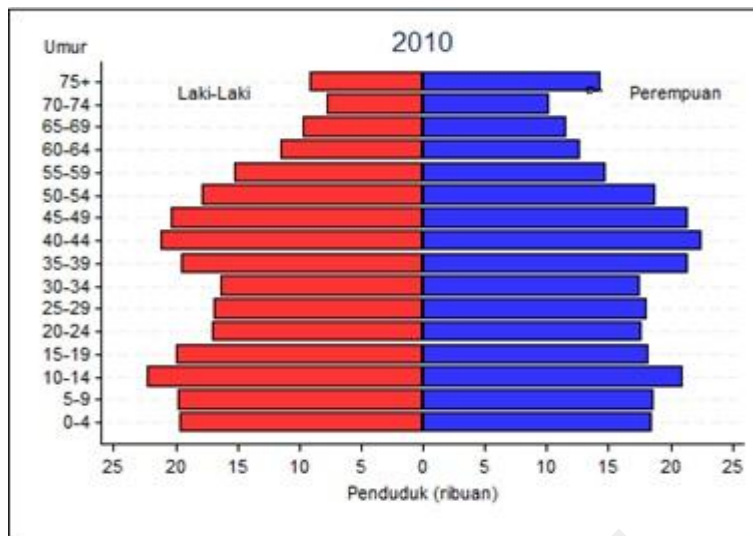
KABUPATEN/KOTA	2010	2011	2012	2013	2014	2015	2016	2017	2018	2019	2020
(1)	(2)	(3)	(4)	(5)	(6)	(7)	(8)	(9)	(10)	(11)	(12)
PACITAN	14,63	15,32	16,01	16,71	17,40	18,09	18,83	19,56	20,30	21,03	21,77
PONOROGO	27,58	28,27	28,97	29,67	30,36	31,06	31,79	32,53	33,26	34,00	34,73
TRENGGALEK	28,64	29,33	30,02	30,72	31,41	32,10	32,84	33,58	34,31	35,05	35,78
TULUNGAGUNG	45,80	46,50	47,19	47,88	48,58	49,27	50,01	50,74	51,48	52,21	52,95
BLITAR	37,84	38,53	39,23	39,93	40,62	41,31	42,05	42,79	43,53	44,26	45,00
KEDIRI	45,39	46,08	46,78	47,47	48,17	48,86	49,60	50,34	51,07	51,81	52,54
MALANG	47,67	48,36	49,05	49,75	50,45	51,14	51,88	52,61	53,35	54,09	54,82
LUMAJANG	27,96	28,65	29,35	30,04	30,73	31,43	32,16	32,90	33,63	34,37	35,11
JEMBER	43,65	44,34	45,03	45,73	46,42	47,11	47,85	48,59	49,32	50,06	50,80
BANYUWANGI	53,06	53,76	54,46	55,14	55,84	56,53	57,27	58,01	58,74	59,48	60,21
BONDOWOSO	32,36	33,06	33,75	34,44	35,13	35,83	36,56	37,30	38,03	38,77	39,51
SITUBONDO	44,32	45,01	45,70	46,40	47,09	47,78	48,52	49,26	49,99	50,73	51,47
PROBOLINGGO	33,77	34,46	35,15	35,85	36,55	37,23	37,97	38,70	39,44	40,18	40,91
PASURUAN	43,75	44,45	45,14	45,83	46,53	47,22	47,96	48,69	49,43	50,17	50,90
SIDOARJO	91,27	91,97	92,66	93,36	94,05	94,75	95,48	96,22	96,95	97,69	98,43
MOJOKERTO	48,31	49,00	49,70	50,40	51,08	51,78	52,52	53,25	53,99	54,72	55,46
JOMBANG	62,06	62,76	63,45	64,14	64,84	65,53	66,27	67,00	67,74	68,48	69,22
NGANJUK	35,99	36,68	37,38	38,07	38,77	39,46	40,20	40,93	41,67	42,41	43,14
MADIUN	29,21	29,91	30,60	31,29	31,99	32,68	33,42	34,15	34,89	35,63	36,36
MAGETAN	38,71	39,40	40,09	40,79	41,48	42,18	42,91	43,65	44,38	45,12	45,85
NGAWI	18,16	18,85	19,54	20,24	20,93	21,62	22,36	23,10	23,83	24,57	25,30
BOJONEGORO	18,77	19,47	20,16	20,85	21,55	22,24	22,98	23,71	24,45	25,19	25,92
TUBAN	23,85	24,54	25,23	25,93	26,62	27,31	28,05	28,79	29,52	30,26	30,99
LAMONGAN	20,75	21,44	22,14	22,83	23,52	24,21	24,95	25,69	26,42	27,16	27,90
GRESIK	59,80	60,50	61,19	61,88	62,58	63,27	64,01	64,74	65,48	66,22	66,95
BANGKALAN	23,70	24,39	25,08	25,77	26,47	27,16	27,90	28,63	29,37	30,10	30,84
SAMPANG	12,92	13,61	14,30	15,00	15,69	16,38	17,12	17,86	18,59	19,33	20,06
PAMEKASAN	23,31	24,00	24,70	25,39	26,09	26,78	27,52	28,26	28,99	29,73	30,46
SUMENEP	16,27	16,96	17,65	18,34	19,04	19,73	20,46	21,20	21,94	22,68	23,41
KOTA KEDIRI	100,00	100,00	100,00	100,00	100,00	100,00	100,00	100,00	100,00	100,00	100,00
KOTA BLITAR	100,00	100,00	100,00	100,00	100,00	100,00	100,00	100,00	100,00	100,00	100,00
KOTA MALANG	100,00	100,00	100,00	100,00	100,00	100,00	100,00	100,00	100,00	100,00	100,00
KOTA PROBOLINGGO	90,74	91,44	92,12	92,82	93,51	94,21	94,94	95,68	96,41	97,15	97,89
KOTA PASURUAN	100,00	100,00	100,00	100,00	100,00	100,00	100,00	100,00	100,00	100,00	100,00
KOTA MOJOKERTO	100,00	100,00	100,00	100,00	100,00	100,00	100,00	100,00	100,00	100,00	100,00
KOTA MADIUN	100,00	100,00	100,00	100,00	100,00	100,00	100,00	100,00	100,00	100,00	100,00
KOTA SURABAYA	100,00	100,00	100,00	100,00	100,00	100,00	100,00	100,00	100,00	100,00	100,00
KOTA BATU	89,89	90,58	91,28	91,97	92,67	93,36	94,09	94,83	95,57	96,31	97,04
JUMLAH	47,58	48,28	48,97	49,67	50,36	51,06	51,79	52,53	53,26	53,99	54,73

Tabel I.5
PERSENTASE PENDUDUK LANSIA
MENURUT KABUPATEN/KOTA
TAHUN 2010 - 2020

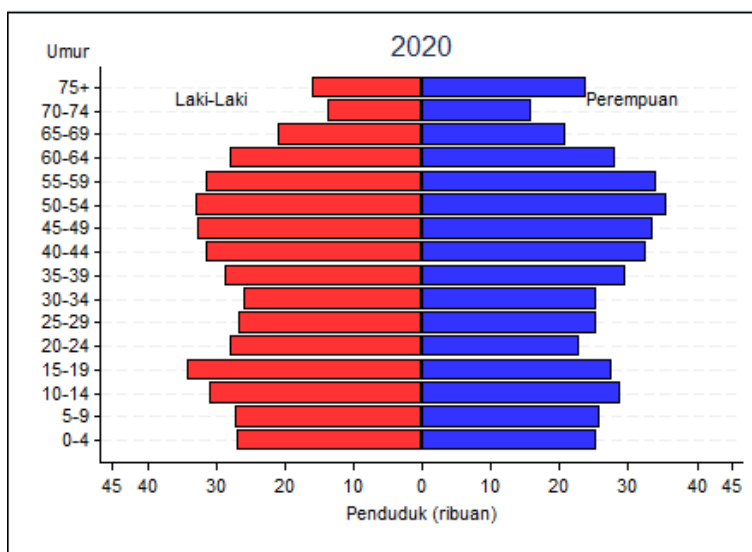
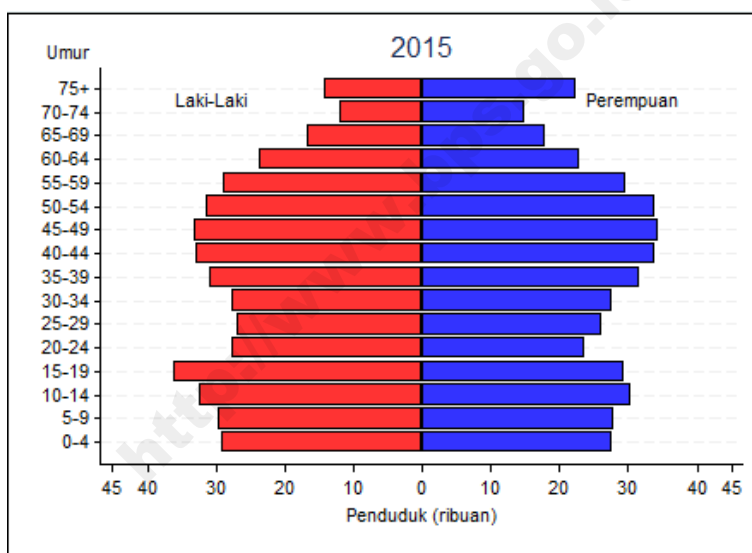
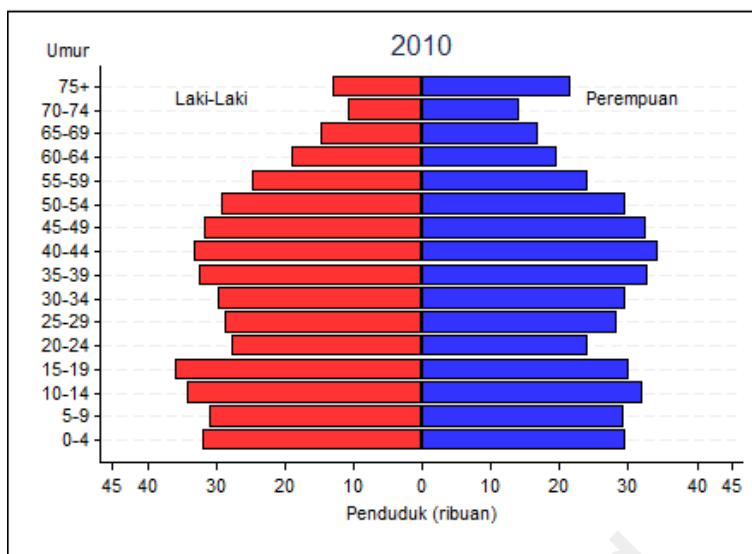
JAWA TIMUR

KABUPATEN/KOTA	2010	2011	2012	2013	2014	2015	2016	2017	2018	2019	2020
(1)	(2)	(3)	(4)	(5)	(6)	(7)	(8)	(9)	(10)	(11)	(12)
PACITAN	16,05	16,27	16,53	16,84	17,20	17,62	18,07	18,57	19,10	19,67	20,25
PONOROGO	15,14	15,36	15,61	15,92	16,27	16,68	17,12	17,60	18,13	18,67	19,23
TRENGGALEK	13,43	13,64	13,88	14,16	14,49	14,87	15,27	15,72	16,20	16,71	17,23
TULUNGAGUNG	12,33	12,52	12,75	13,02	13,33	13,69	14,08	14,50	14,96	15,44	15,94
BLITAR	13,34	13,54	13,78	14,06	14,39	14,76	15,17	15,61	16,09	16,59	17,11
KEDIRI	11,11	11,29	11,51	11,77	12,06	12,40	12,76	13,16	13,59	14,04	14,50
MALANG	10,85	11,04	11,25	11,50	11,79	12,13	12,48	12,88	13,30	13,74	14,20
LUMAJANG	11,15	11,34	11,56	11,82	12,12	12,47	12,84	13,25	13,69	14,15	14,62
JEMBER	10,86	11,05	11,27	11,53	11,84	12,18	12,55	12,95	13,38	13,84	14,30
BANYUWANGI	12,12	12,32	12,56	12,84	13,17	13,54	13,94	14,37	14,84	15,34	15,84
BONDOWOSO	12,52	12,73	12,98	13,27	13,60	13,99	14,39	14,84	15,33	15,83	16,35
SITUBONDO	11,15	11,35	11,57	11,84	12,15	12,51	12,88	13,29	13,74	14,20	14,67
PROBOLINGGO	9,85	10,03	10,24	10,48	10,76	11,08	11,42	11,79	12,20	12,61	13,04
PASURUAN	7,55	7,69	7,86	8,06	8,29	8,55	8,82	9,13	9,45	9,79	10,14
SIDOARJO	6,04	6,16	6,30	6,46	6,65	6,86	7,09	7,34	7,61	7,89	8,19
MOJOKERTO	8,89	9,05	9,24	9,46	9,72	10,01	10,32	10,67	11,04	11,43	11,83
JOMBANG	10,08	10,25	10,46	10,70	10,97	11,29	11,63	12,00	12,41	12,83	13,26
NGANJUK	11,90	12,10	12,33	12,60	12,91	13,27	13,65	14,08	14,54	15,01	15,51
MADIUN	14,02	14,22	14,46	14,75	15,09	15,47	15,89	16,35	16,85	17,37	17,90
MAGETAN	16,10	16,32	16,59	16,90	17,26	17,68	18,13	18,63	19,17	19,73	20,31
NGAWI	13,62	13,83	14,07	14,36	14,69	15,08	15,49	15,95	16,44	16,95	17,48
BOJONEGORO	11,36	11,54	11,76	12,01	12,31	12,64	13,01	13,40	13,83	14,28	14,75
TUBAN	10,13	10,30	10,50	10,73	11,00	11,31	11,65	12,02	12,41	12,82	13,25
LAMONGAN	11,26	11,45	11,66	11,92	12,21	12,55	12,91	13,31	13,74	14,19	14,66
GRESIK	7,27	7,41	7,58	7,77	7,99	8,24	8,51	8,80	9,12	9,45	9,79
BANGKALAN	9,69	9,86	10,07	10,31	10,59	10,90	11,23	11,60	11,99	12,40	12,83
SAMPANG	7,79	7,95	8,13	8,34	8,58	8,85	9,14	9,46	9,80	10,15	10,51
PAMEKASAN	8,06	8,21	8,39	8,60	8,84	9,11	9,40	9,72	10,06	10,42	10,78
SUMENEP	10,98	11,16	11,39	11,65	11,95	12,30	12,67	13,08	13,52	13,97	14,44
KOTA KEDIRI	8,62	8,78	8,96	9,18	9,42	9,71	10,00	10,34	10,69	11,06	11,44
KOTA BLITAR	10,26	10,44	10,64	10,88	11,15	11,47	11,81	12,18	12,58	13,01	13,44
KOTA MALANG	8,30	8,46	8,64	8,85	9,09	9,36	9,65	9,97	10,32	10,68	11,04
KOTA PROBOLINGGO	7,95	8,10	8,28	8,49	8,72	9,00	9,29	9,60	9,94	10,30	10,66
KOTA PASURUAN	7,03	7,16	7,32	7,51	7,72	7,97	8,22	8,51	8,81	9,13	9,46
KOTA MOJOKERTO	8,24	8,39	8,56	8,77	9,01	9,28	9,57	9,89	10,24	10,59	10,96
KOTA MADIUN	11,34	11,52	11,74	11,99	12,29	12,63	12,99	13,40	13,83	14,28	14,74
KOTA SURABAYA	6,77	6,90	7,06	7,24	7,45	7,69	7,95	8,23	8,53	8,84	9,16
KOTA BATU	9,45	9,62	9,81	10,03	10,29	10,58	10,90	11,25	11,63	12,02	12,43
JUMLAH	10,35	10,52	10,72	10,95	11,23	11,54	11,88	12,25	12,64	13,06	13,48

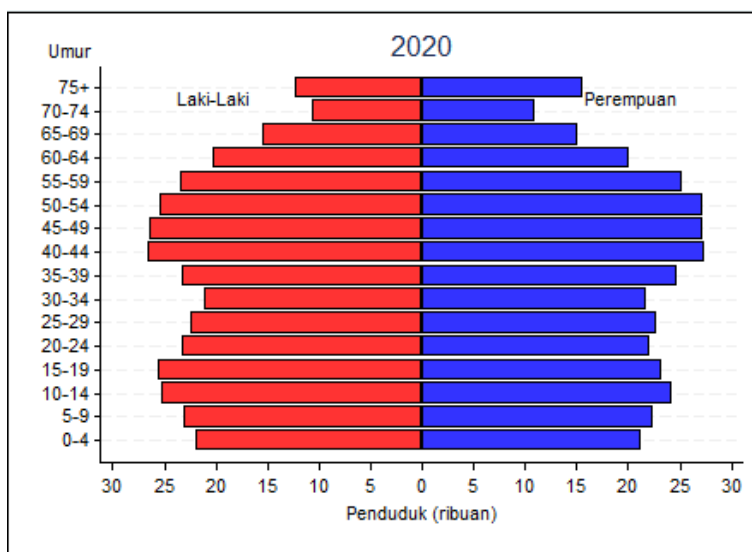
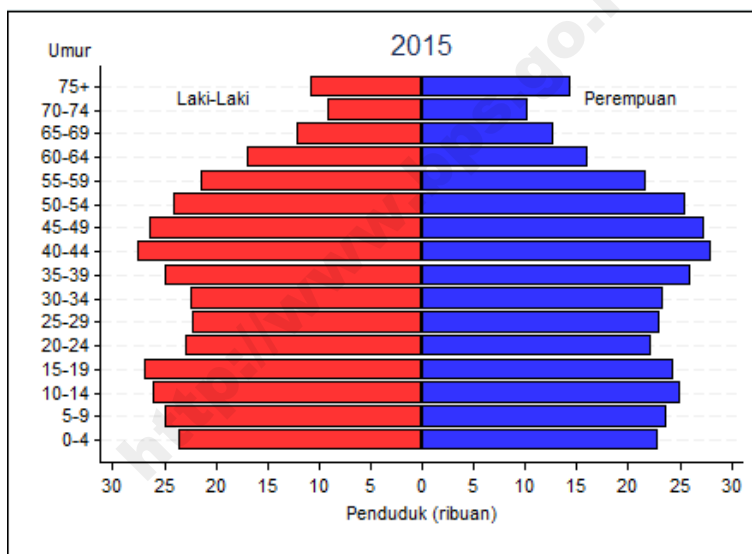
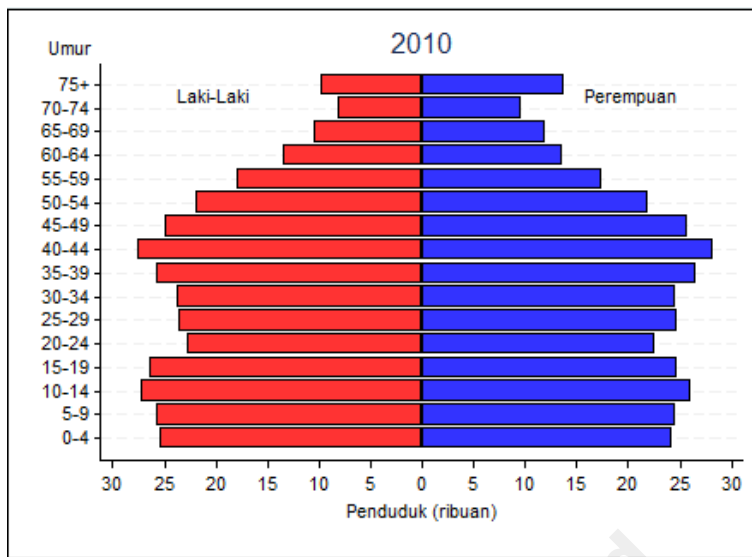
Gambar I.1
 PIRAMIDA PENDUDUK PACITAN
 TAHUN 2010 – 2020



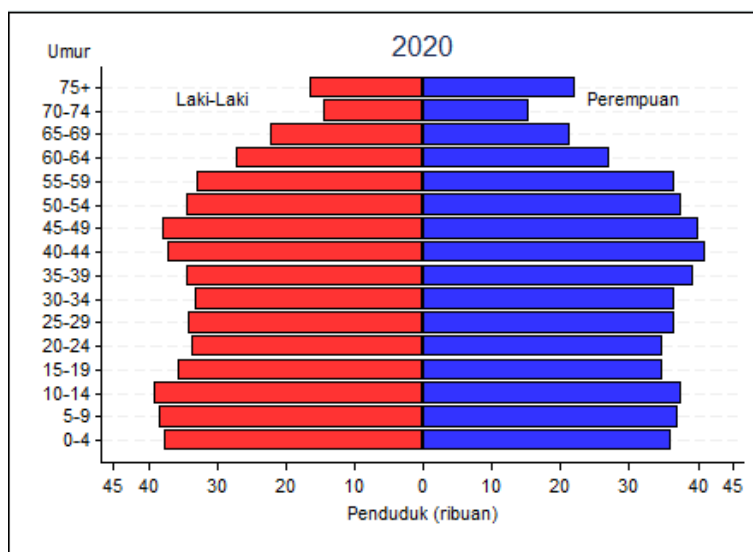
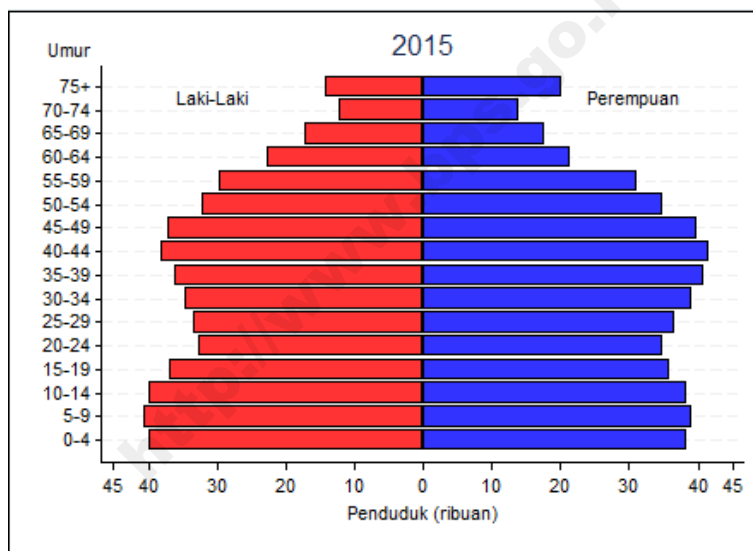
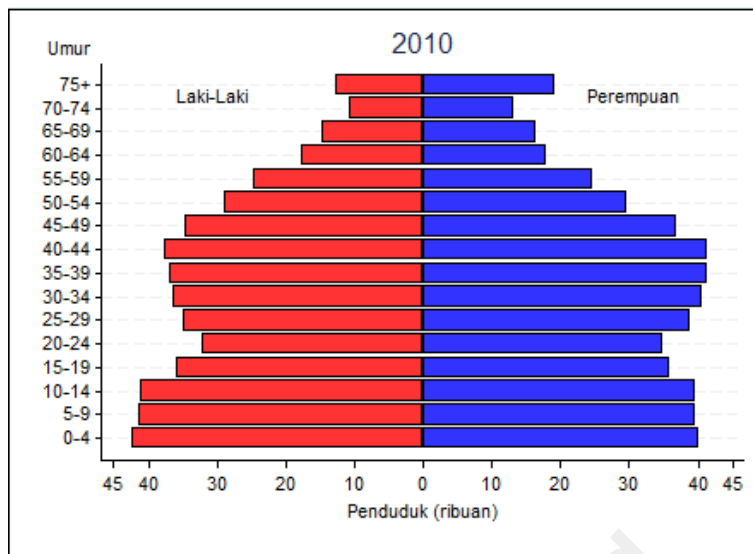
Gambar I.2
 PIRAMIDA PENDUDUK PONOROGO
 TAHUN 2010 – 2020



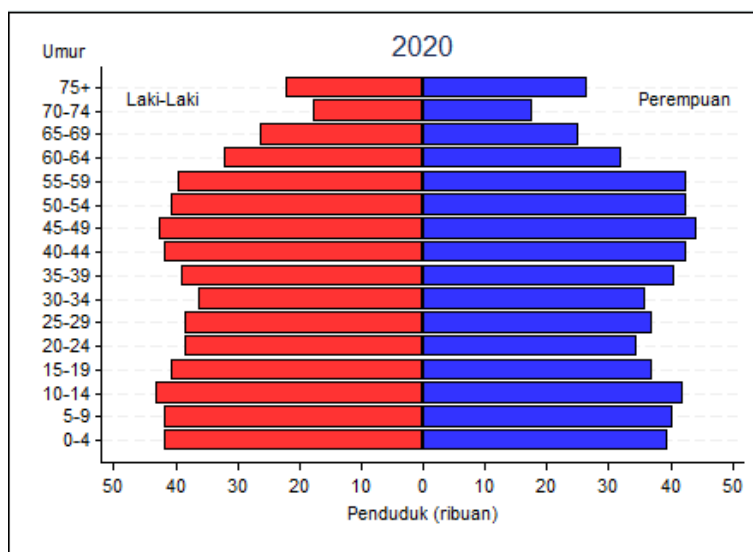
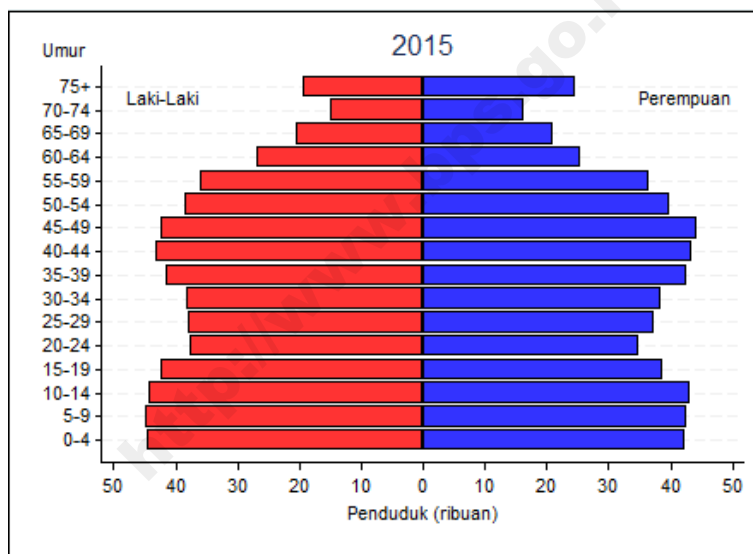
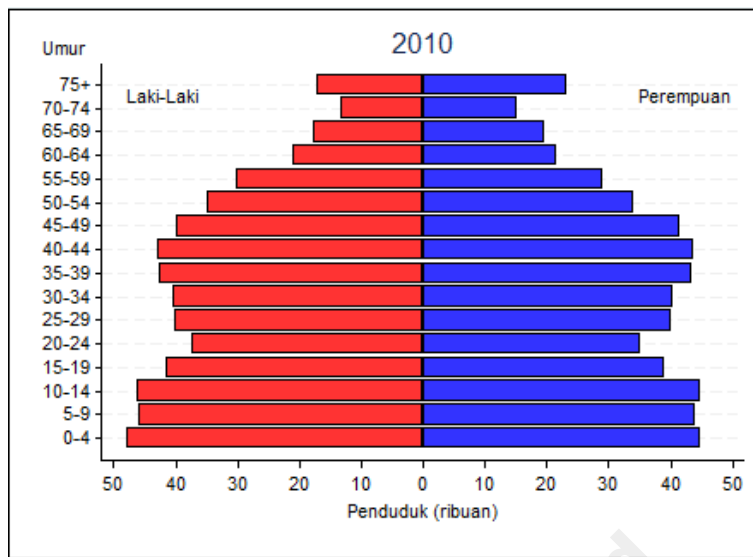
Gambar I.3
 PIRAMIDA PENDUDUK TRENGGALEK
 TAHUN 2010 – 2020



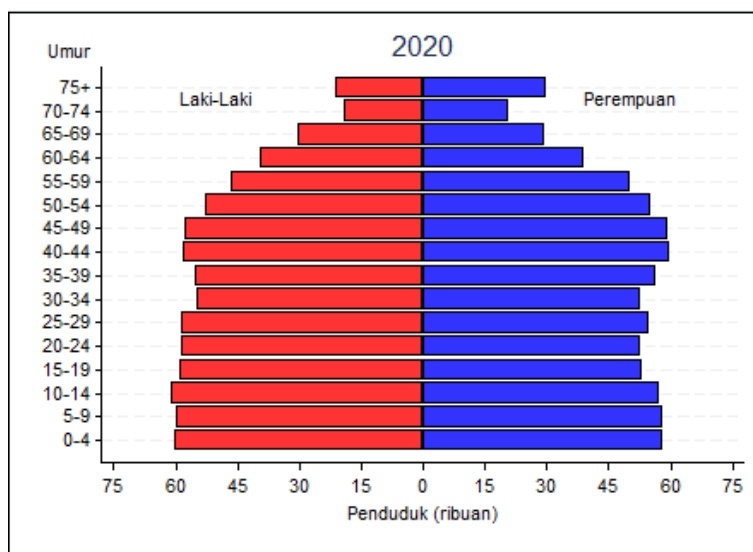
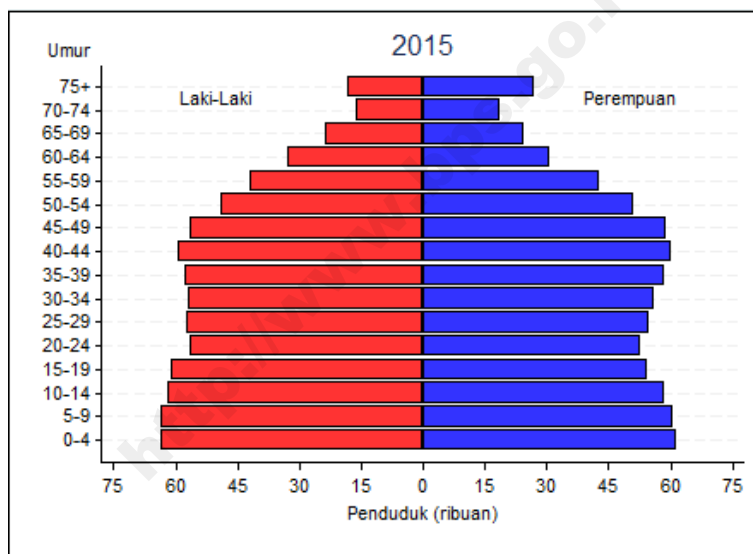
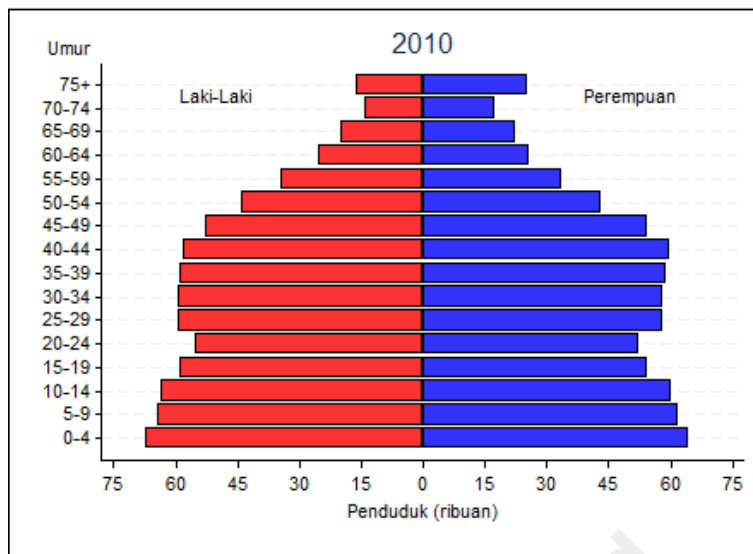
Gambar I.4
 PIRAMIDA PENDUDUK TULUNGAGUNG
 TAHUN 2010 – 2020



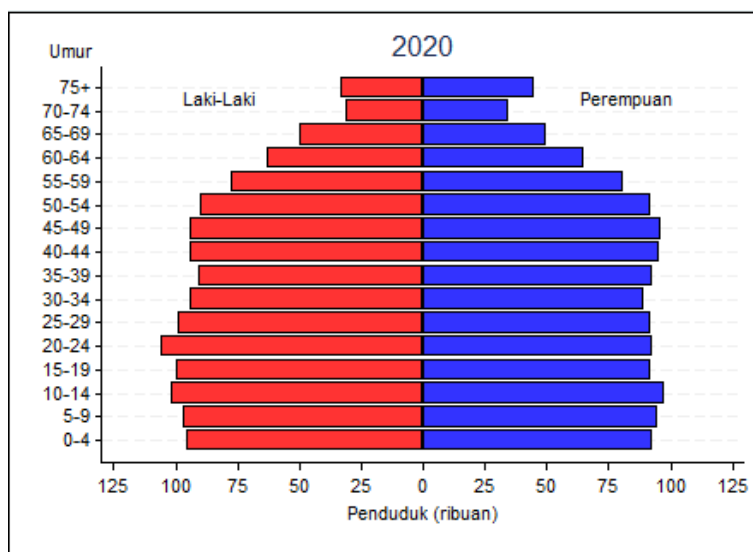
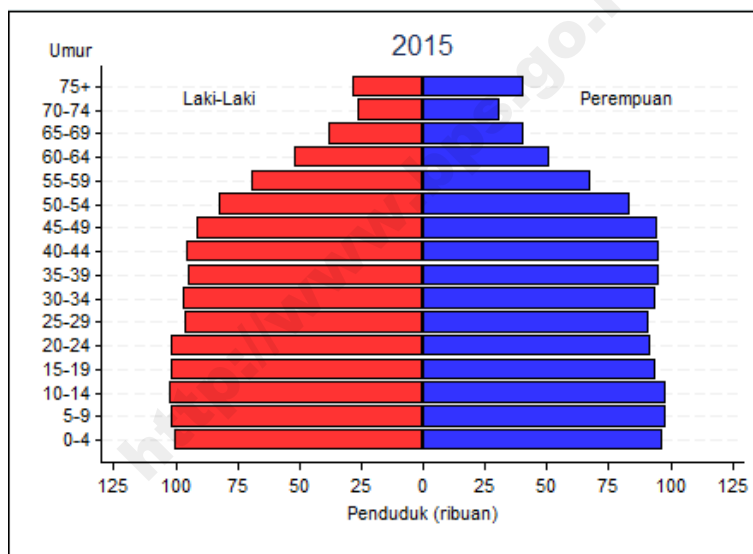
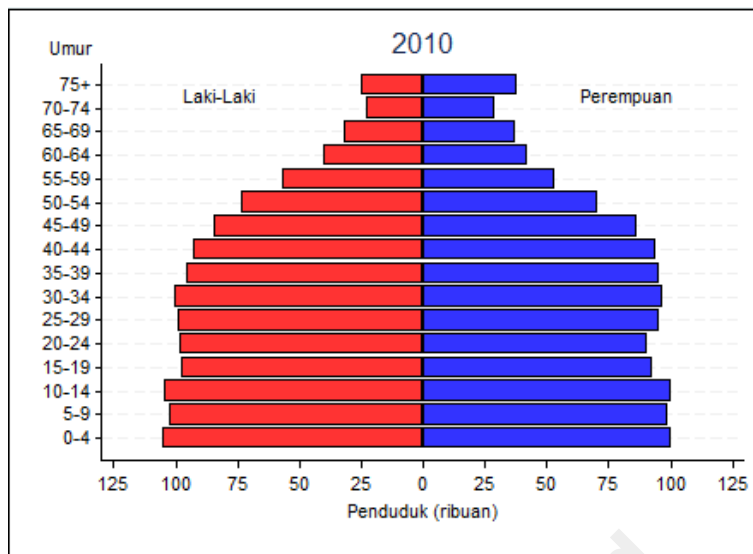
Gambar I.5
 PIRAMIDA PENDUDUK BLITAR
 TAHUN 2010 – 2020



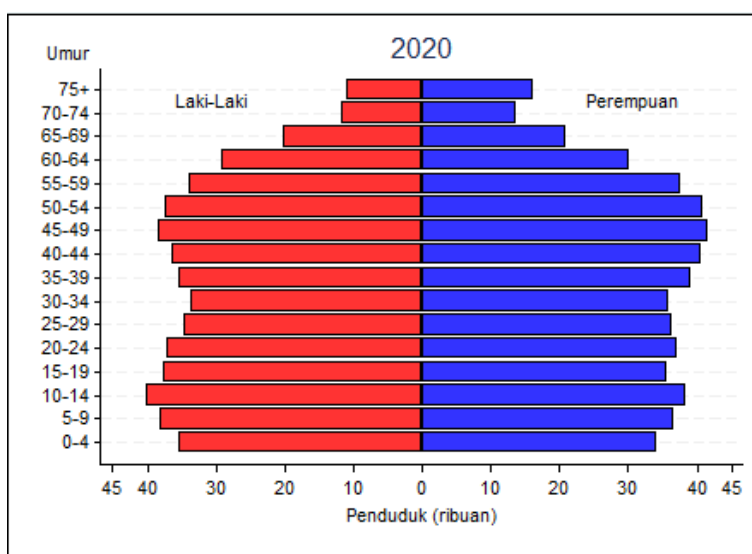
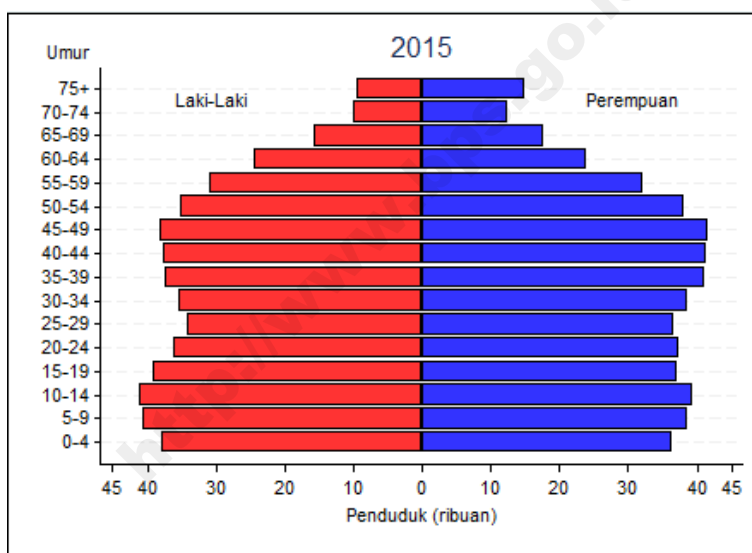
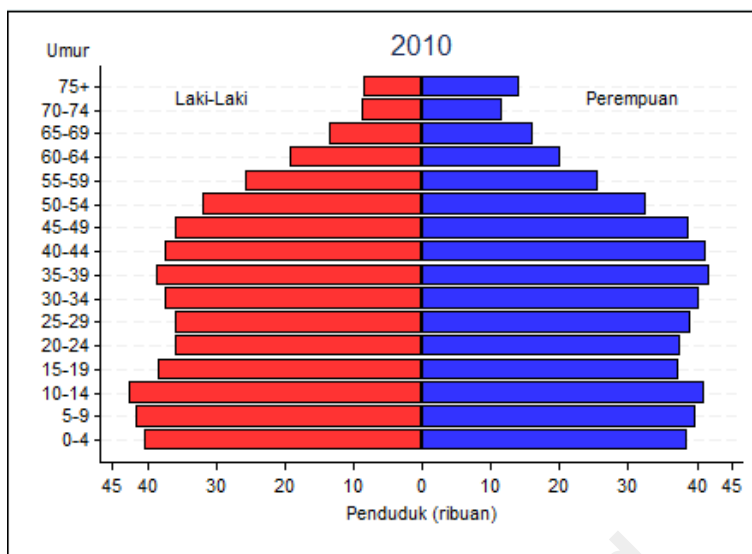
Gambar I.6
 PIRAMIDA PENDUDUK KEDIRI
 TAHUN 2010 – 2020



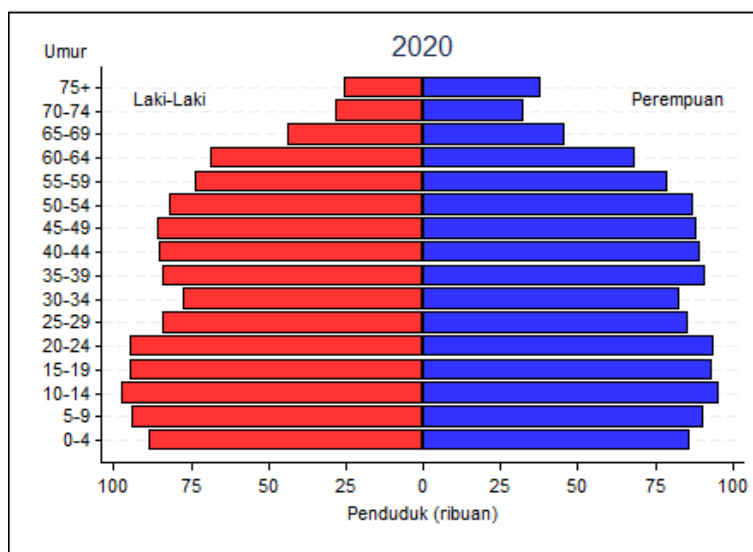
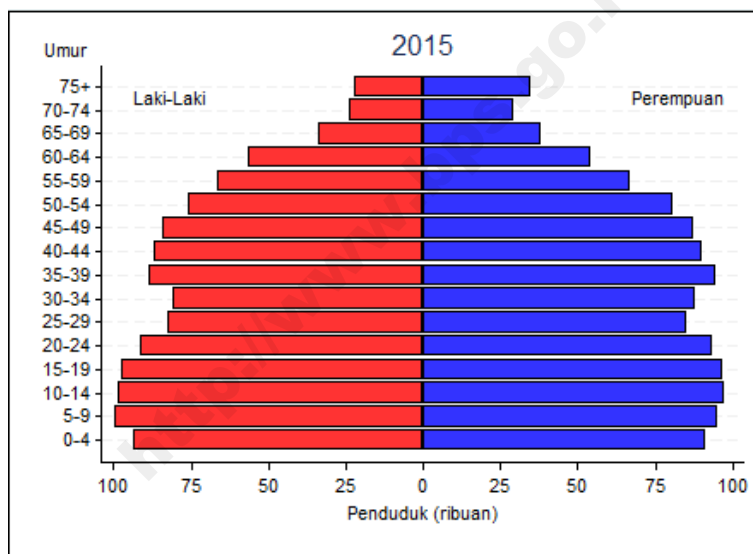
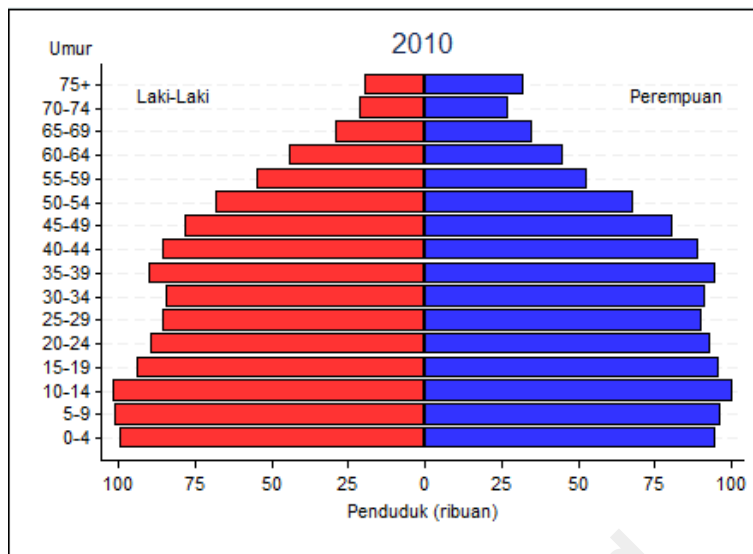
Gambar I.7
 PIRAMIDA PENDUDUK MALANG
 TAHUN 2010 – 2020



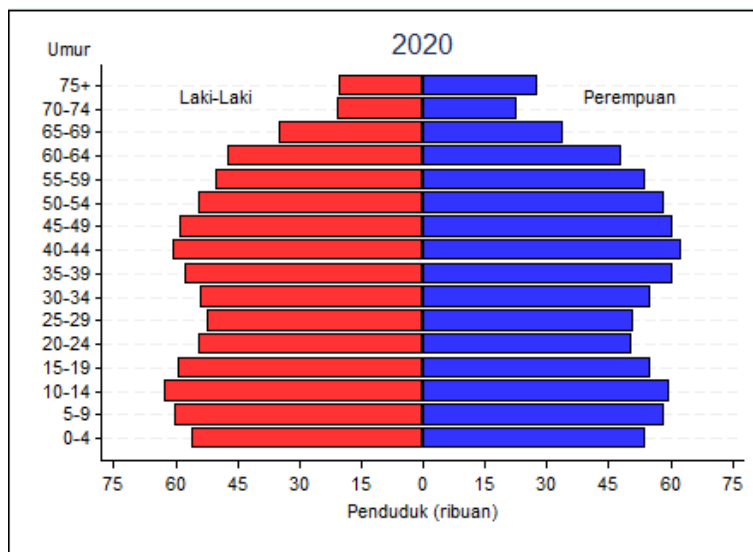
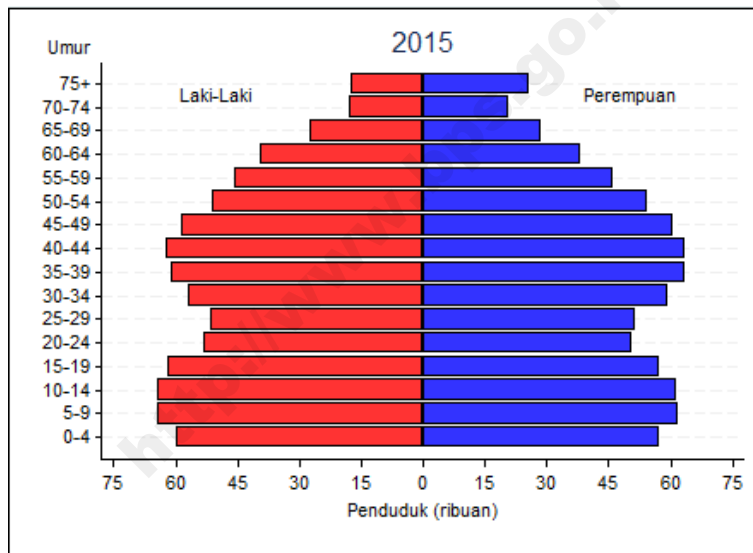
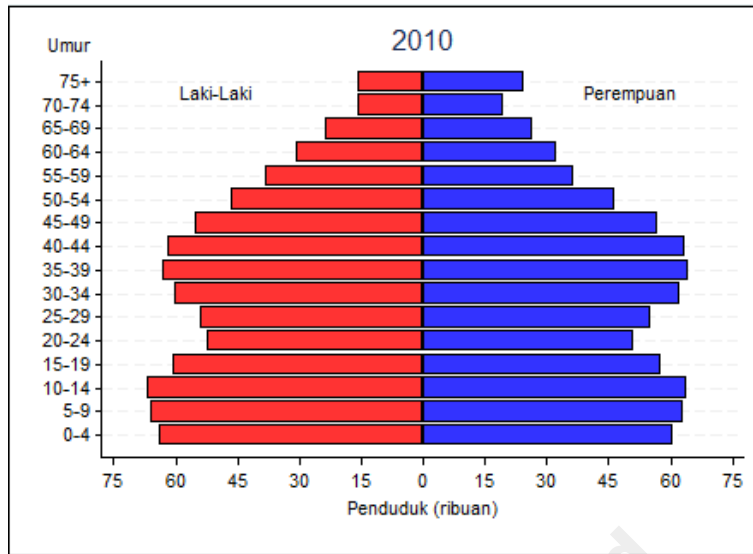
Gambar I.8
 PIRAMIDA PENDUDUK LUMAJANG
 TAHUN 2010 – 2020



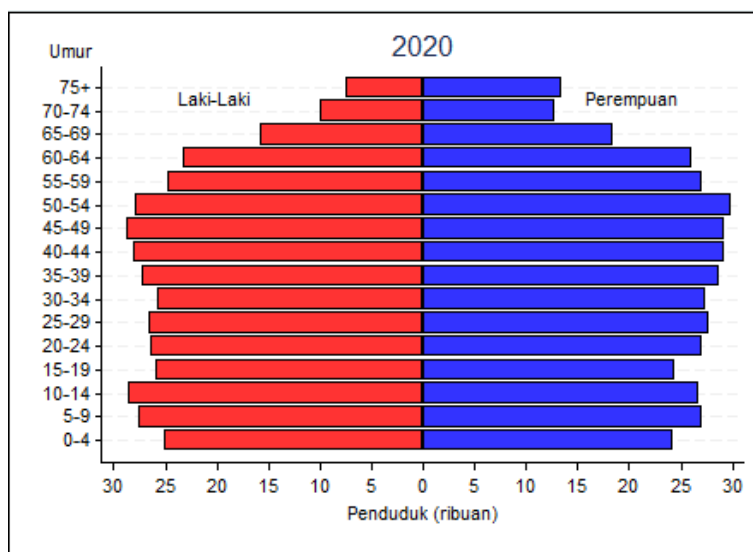
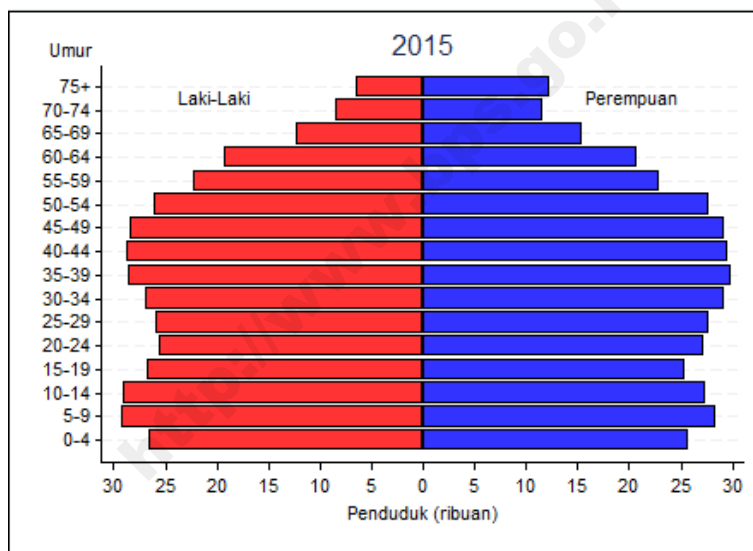
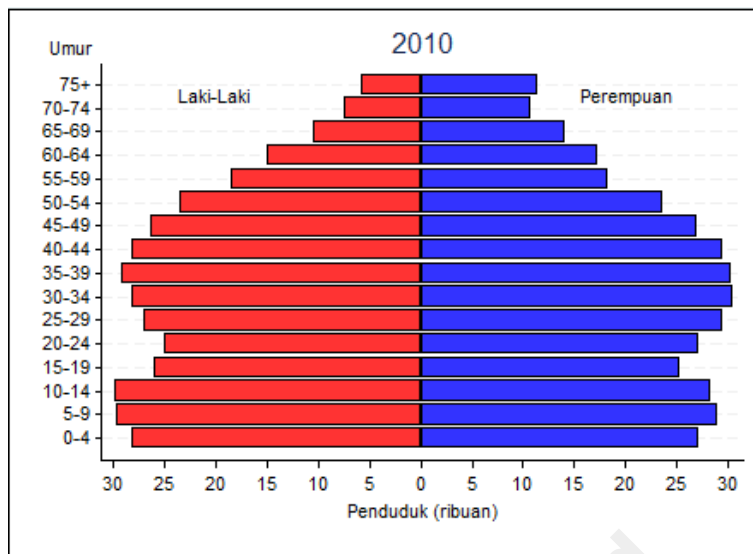
Gambar I.9
 PIRAMIDA PENDUDUK JEMBER
 TAHUN 2010 – 2020



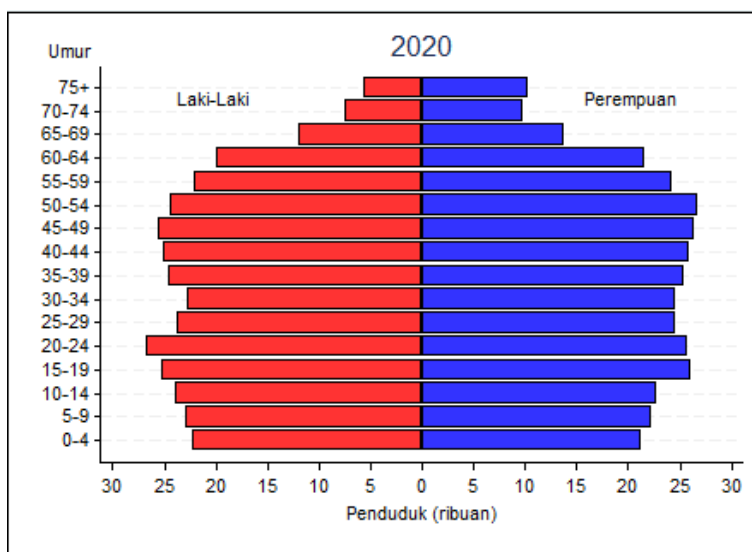
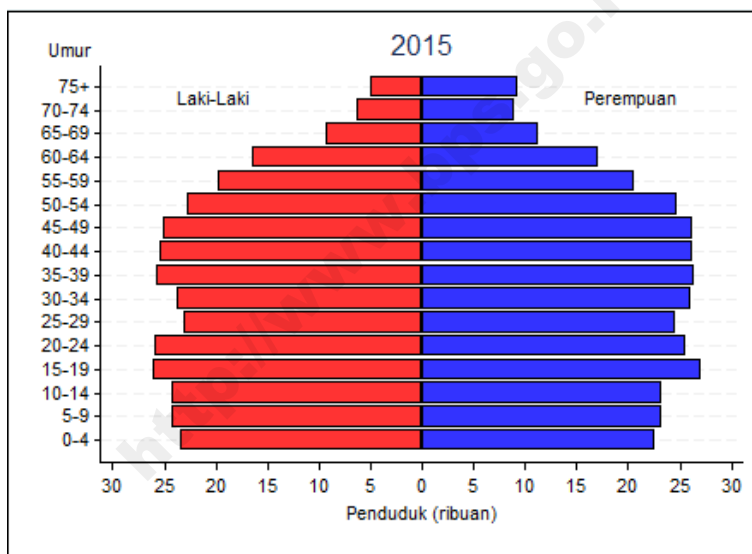
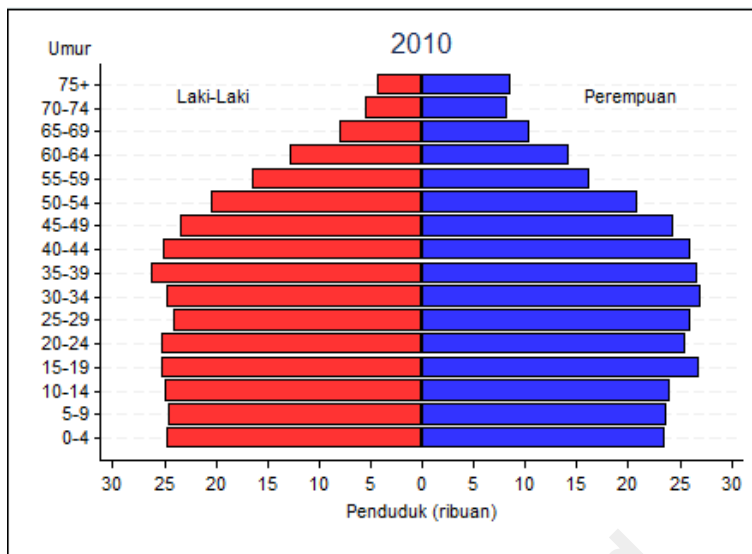
Gambar I.10
 PIRAMIDA PENDUDUK BANYUWANGI
 TAHUN 2010 – 2020



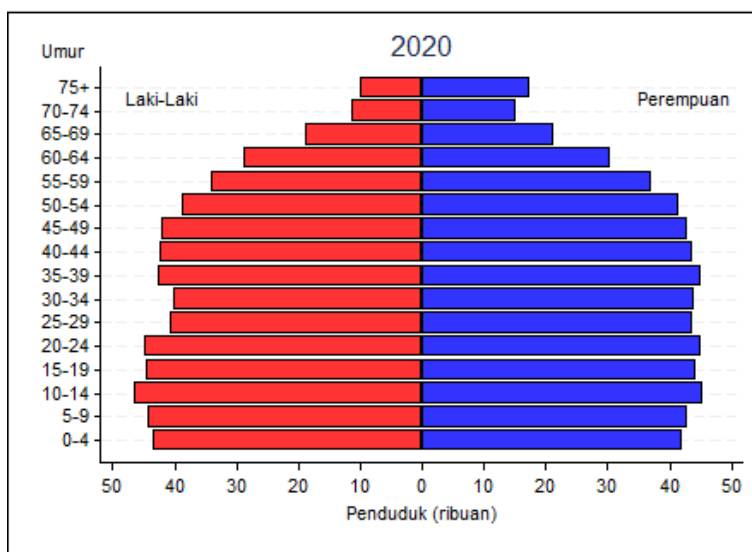
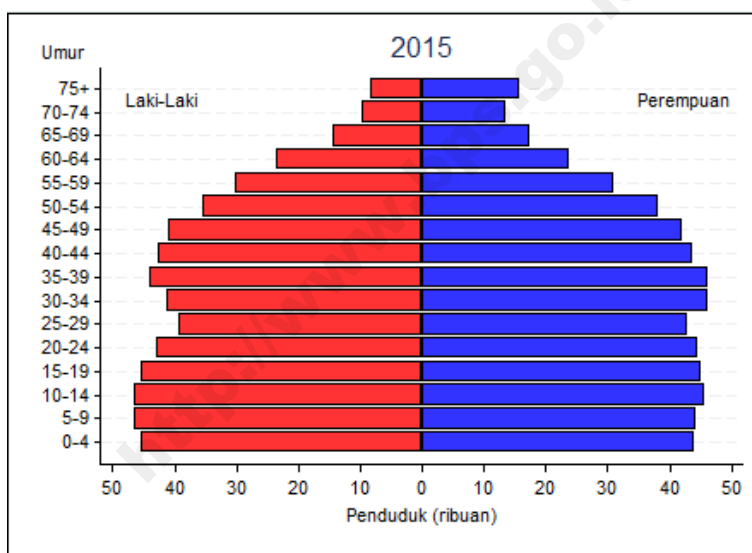
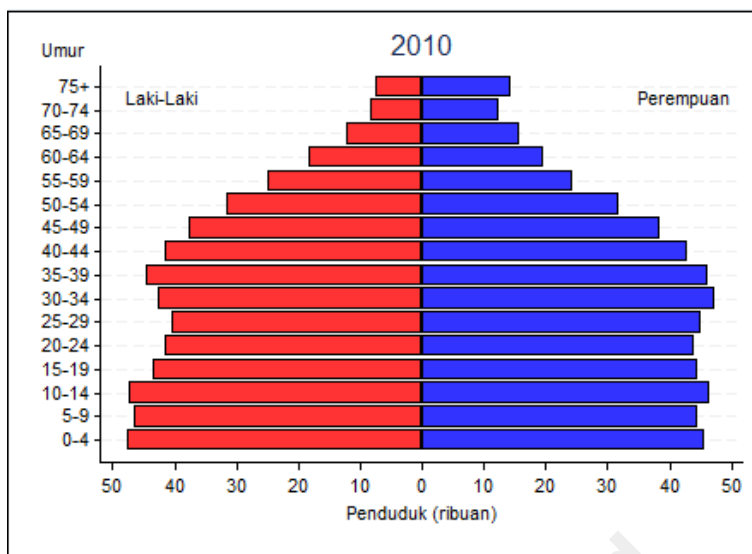
Gambar I.11
 PIRAMIDA PENDUDUK BONDOWOSO
 TAHUN 2010 – 2020



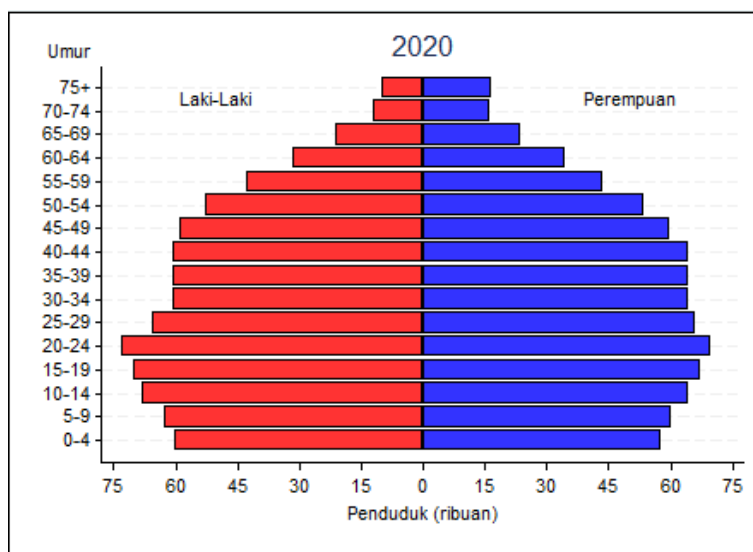
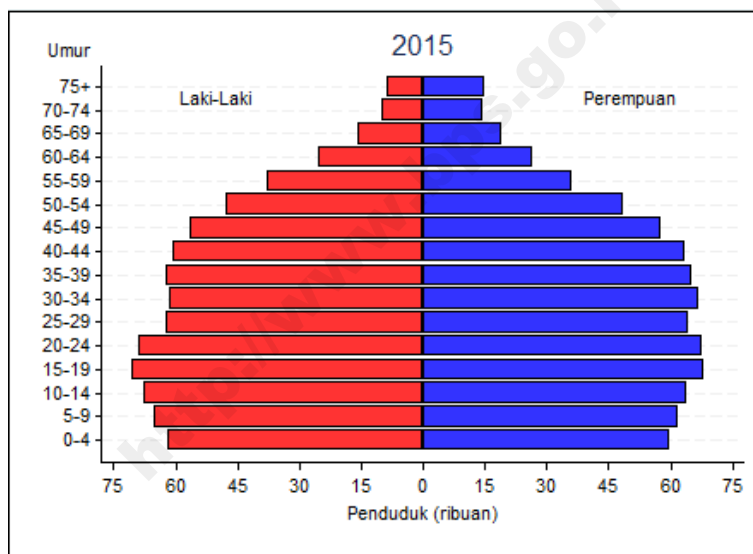
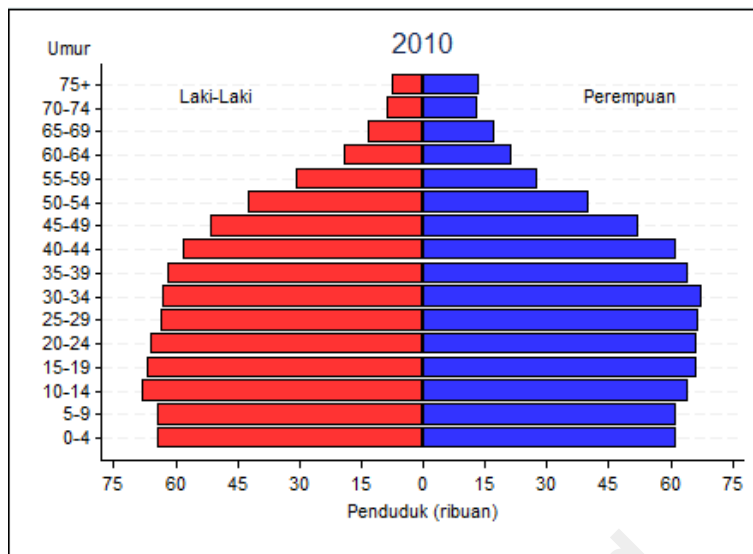
Gambar I.12
 PIRAMIDA PENDUDUK SITUBONDO
 TAHUN 2010 – 2020



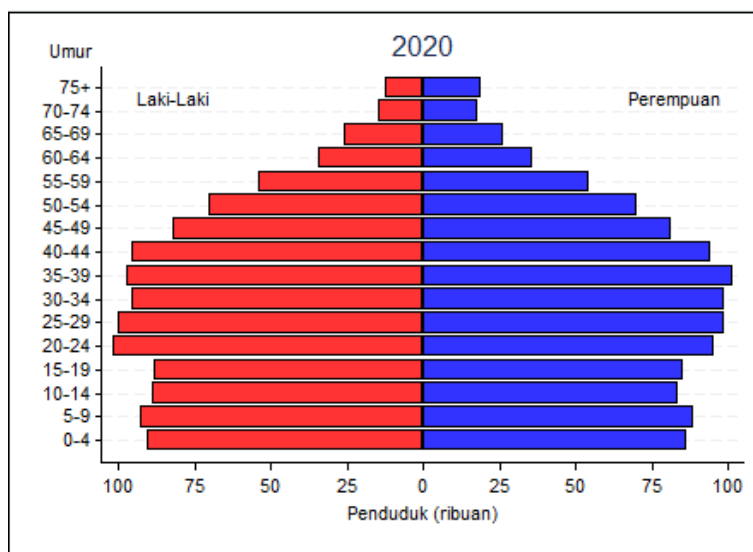
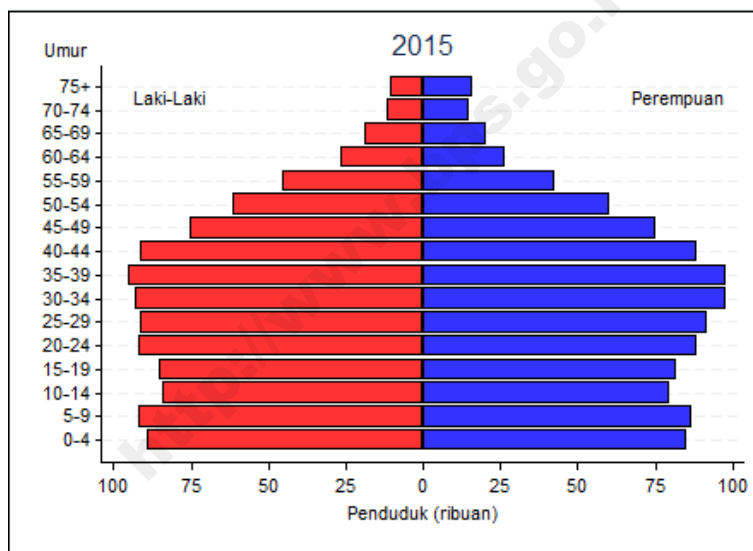
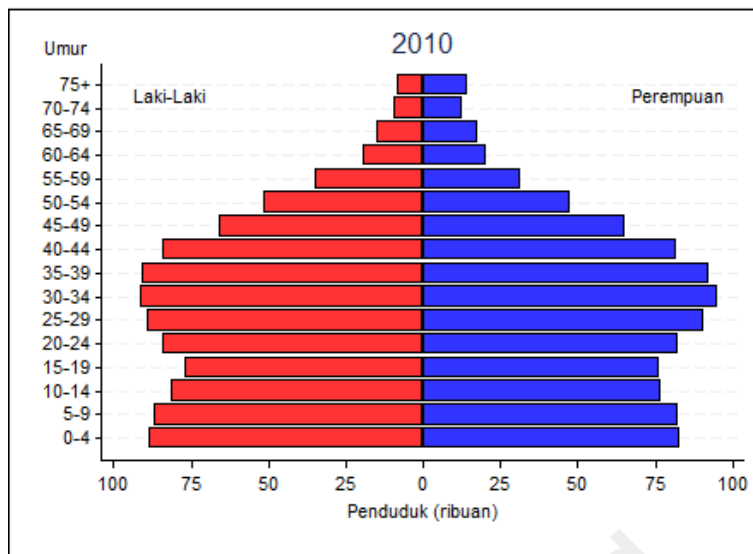
Gambar I.13
 PIRAMIDA PENDUDUK PROBOLINGGO
 TAHUN 2010 – 2020



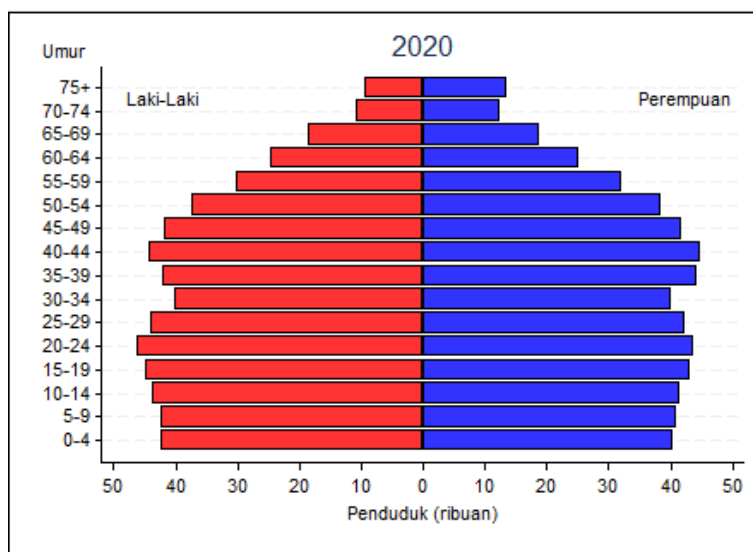
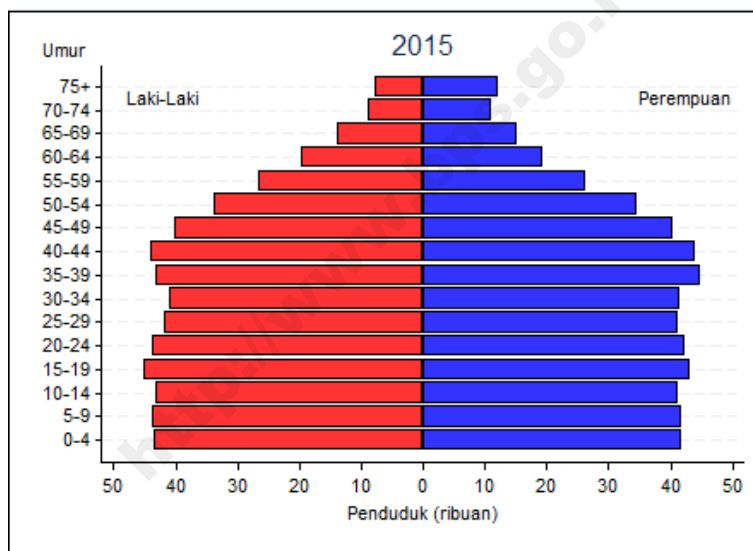
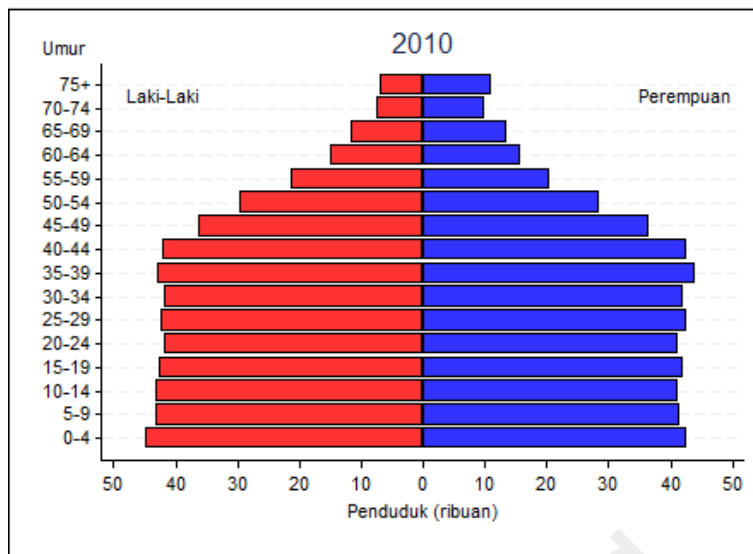
Gambar I.14
 PIRAMIDA PENDUDUK PASURUAN
 TAHUN 2010 – 2020



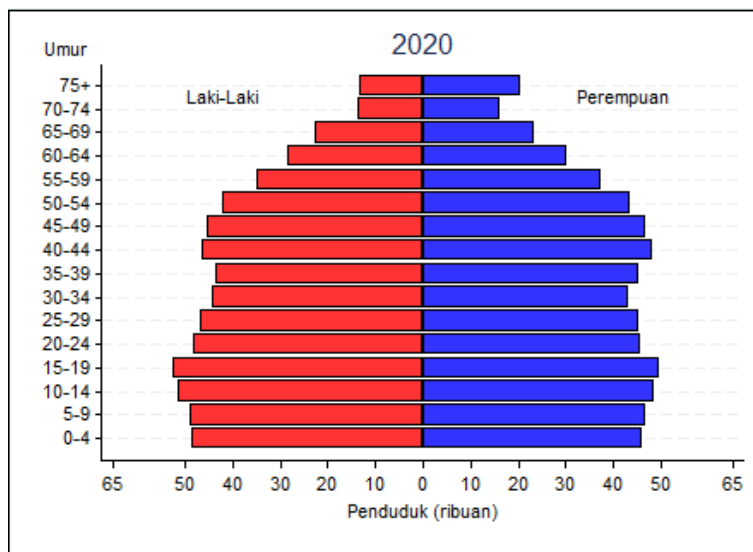
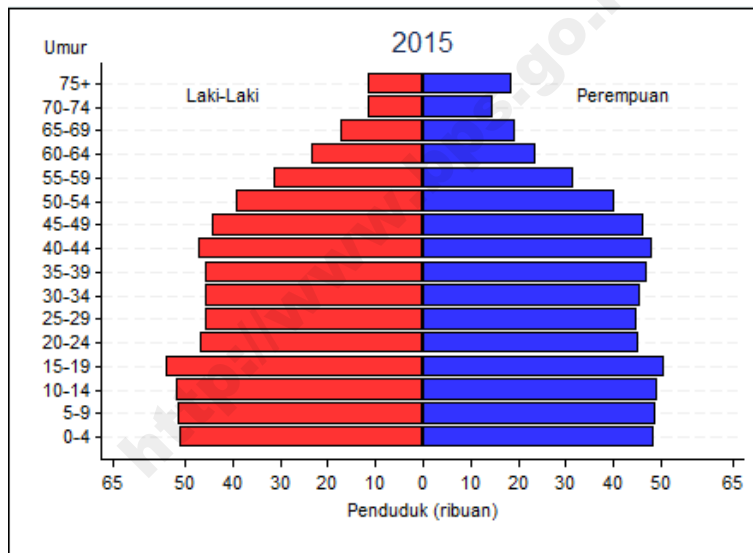
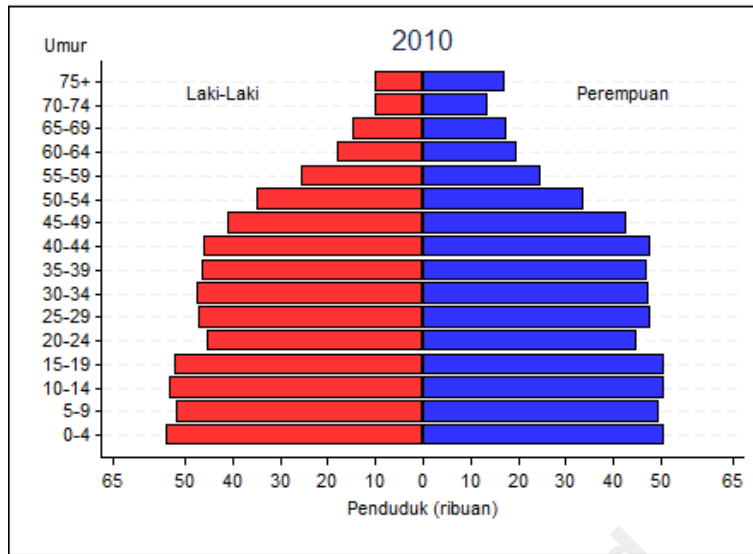
Gambar I.15
 PIRAMIDA PENDUDUK SIDOARJO
 TAHUN 2010 – 2020



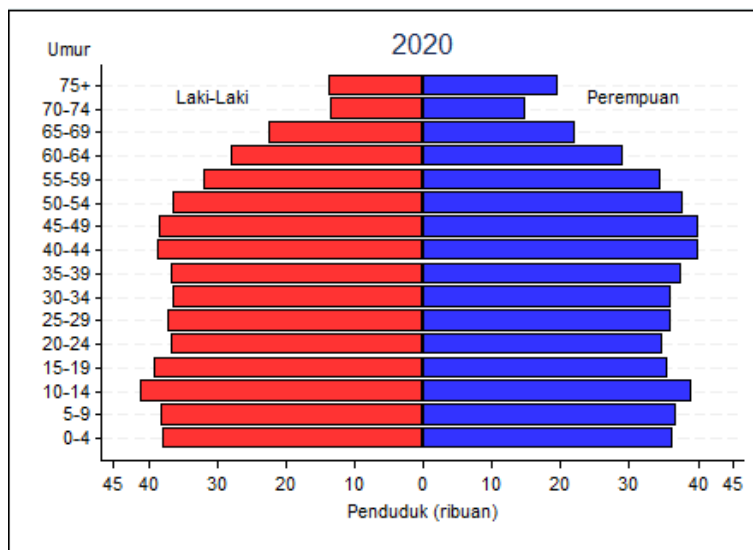
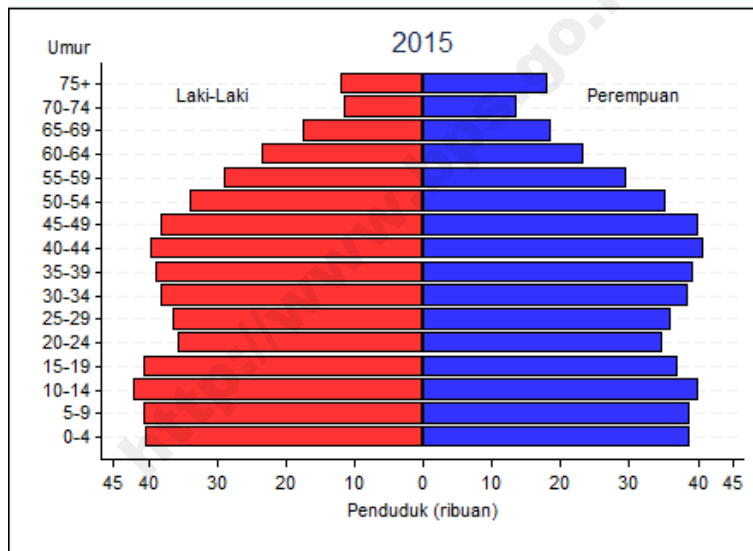
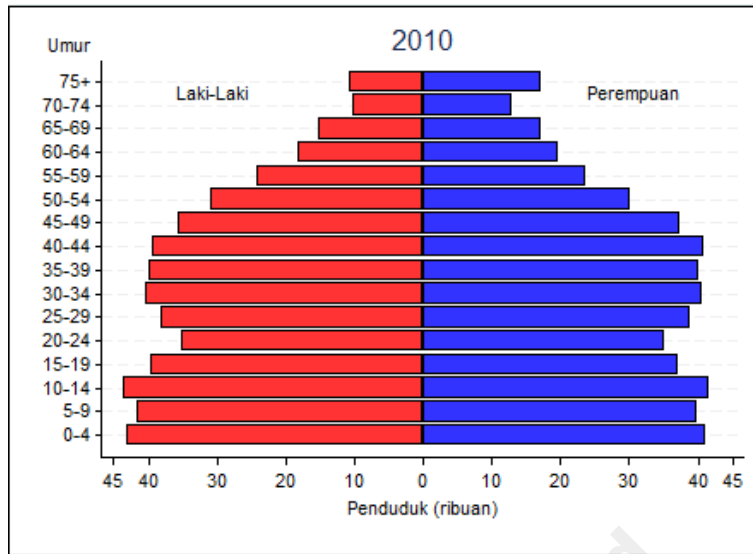
Gambar I.16
 PIRAMIDA PENDUDUK MOJOKERTO
 TAHUN 2010 – 2020



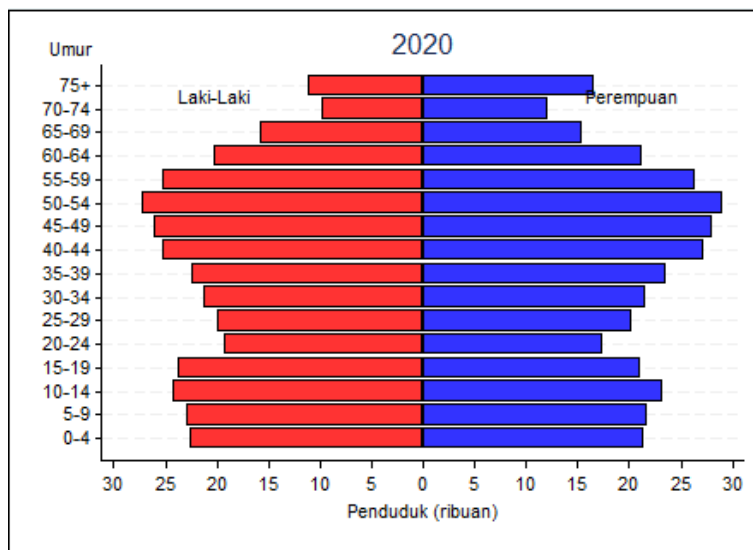
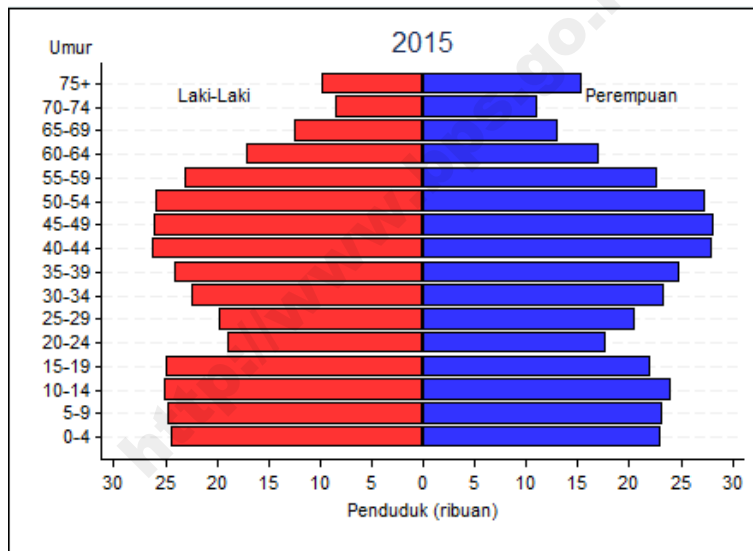
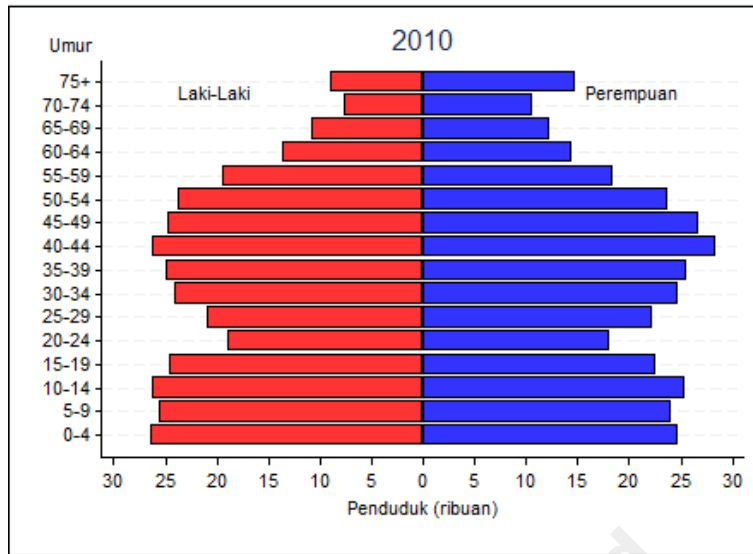
Gambar I.17
 PIRAMIDA PENDUDUK JOMBANG
 TAHUN 2010 – 2020



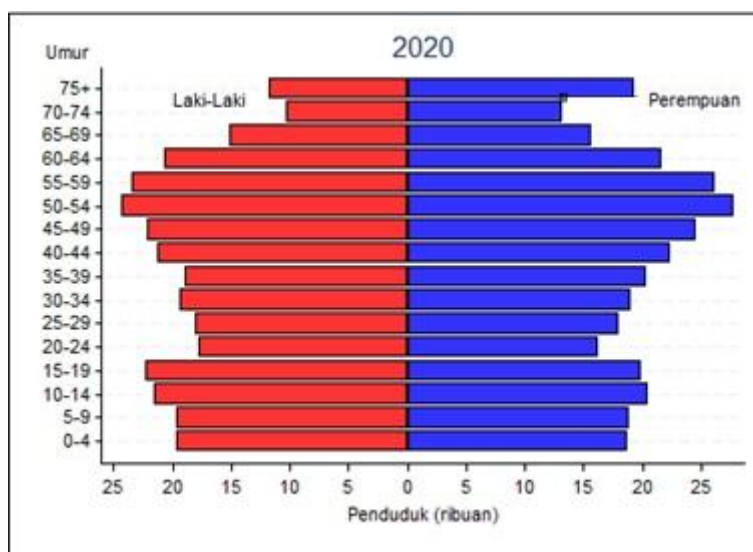
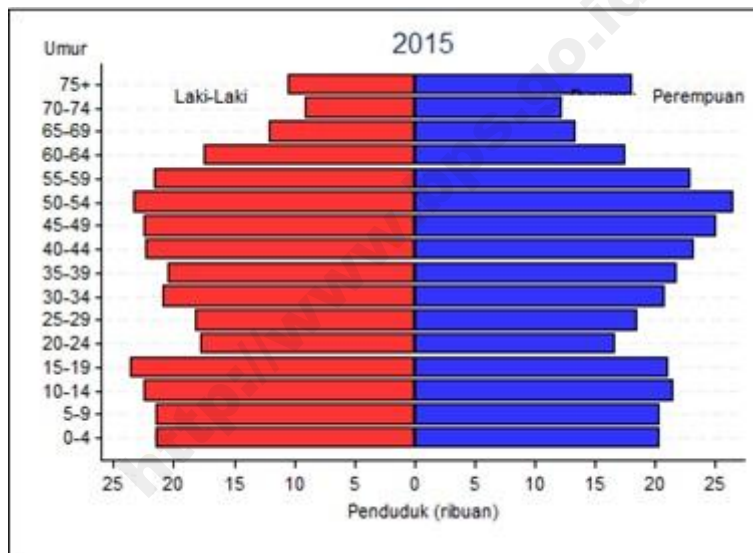
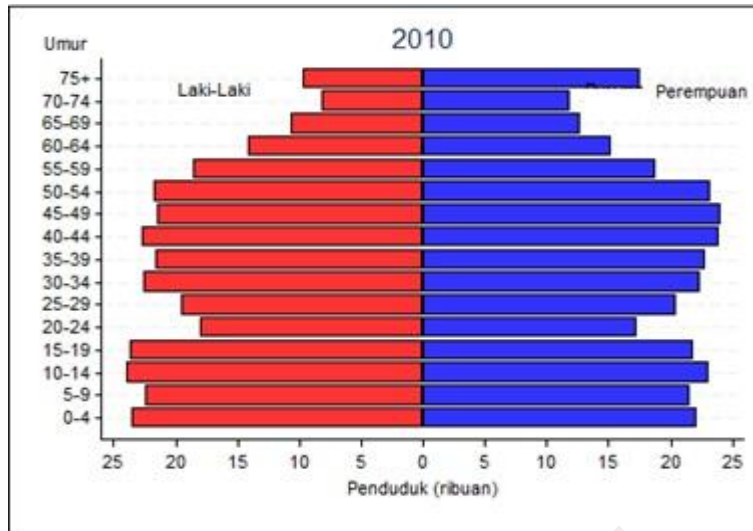
Gambar I.18
 PIRAMIDA PENDUDUK NGANJUK
 TAHUN 2010 – 2020



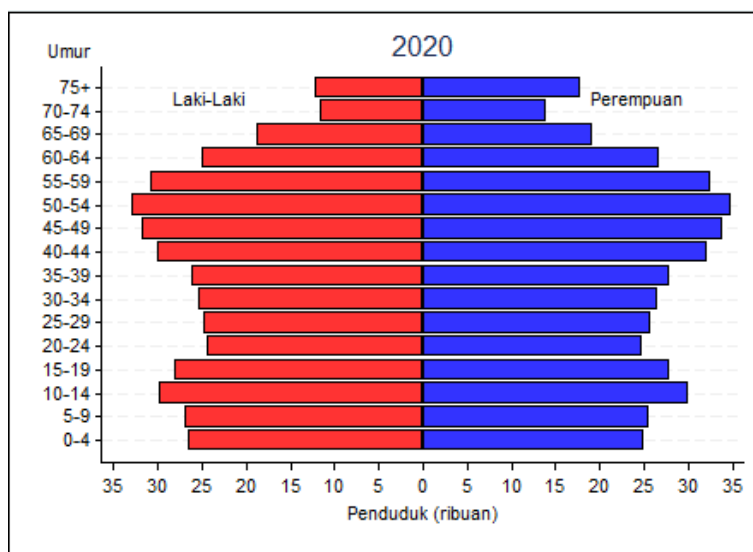
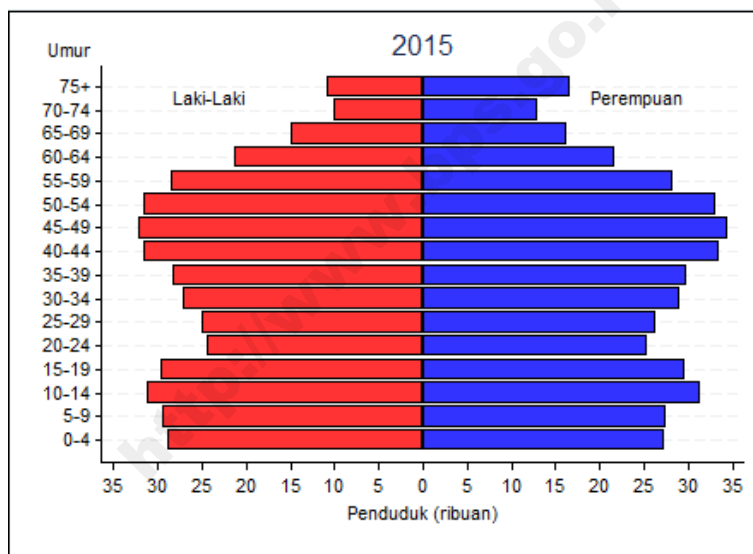
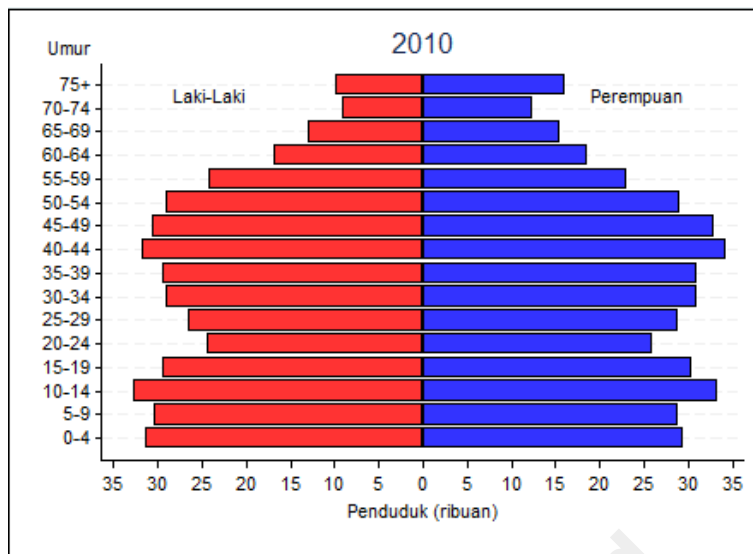
Gambar I.19
 PIRAMIDA PENDUDUK MADIUN
 TAHUN 2010 – 2020



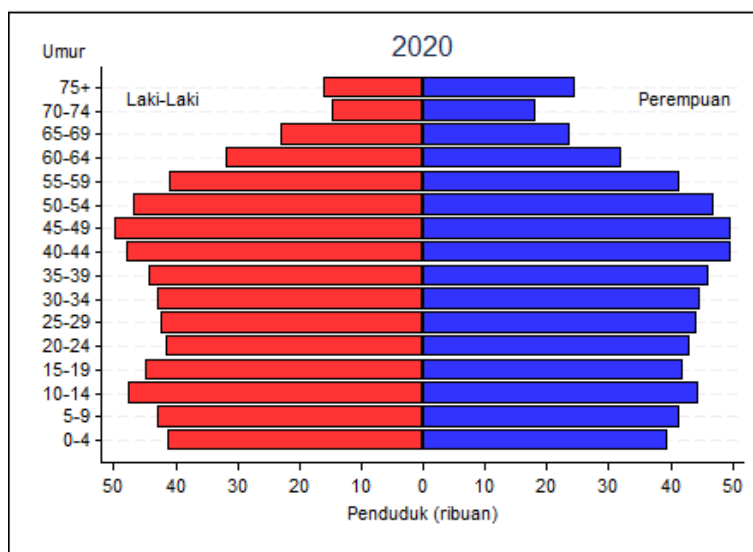
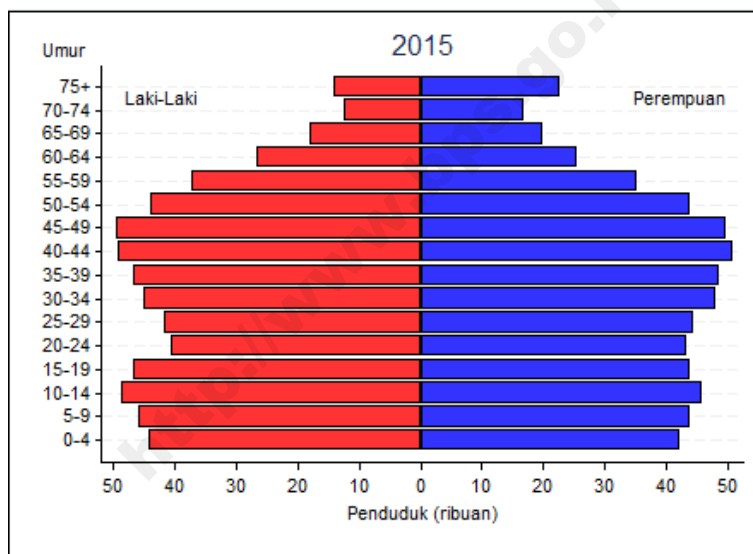
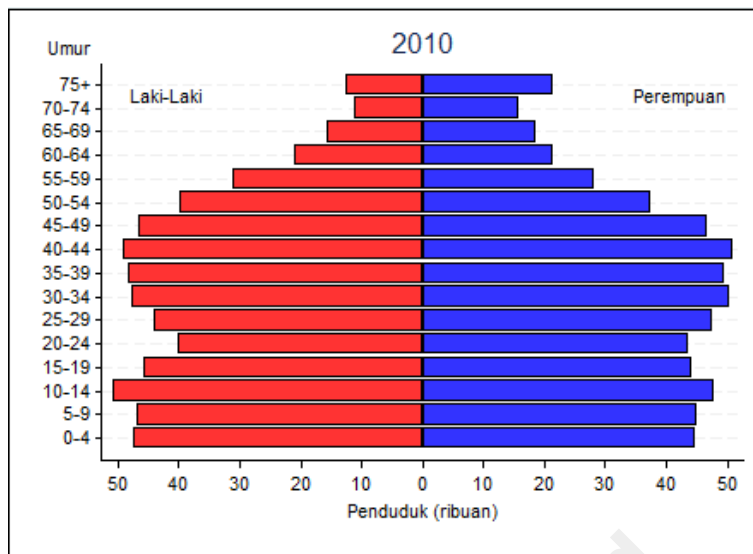
Gambar I.20
 PIRAMIDA PENDUDUK MAGETAN
 TAHUN 2010 – 2020



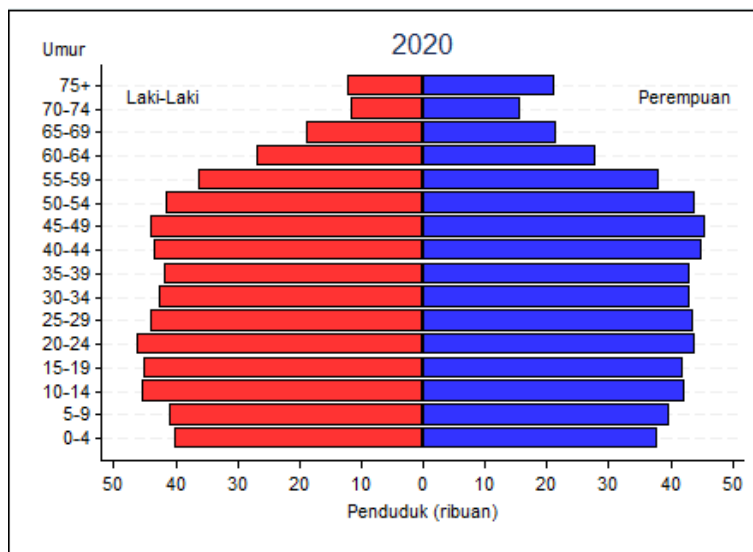
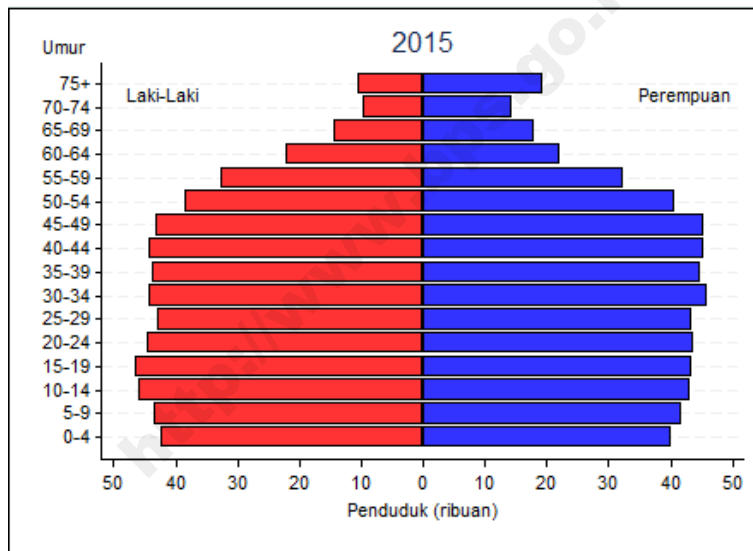
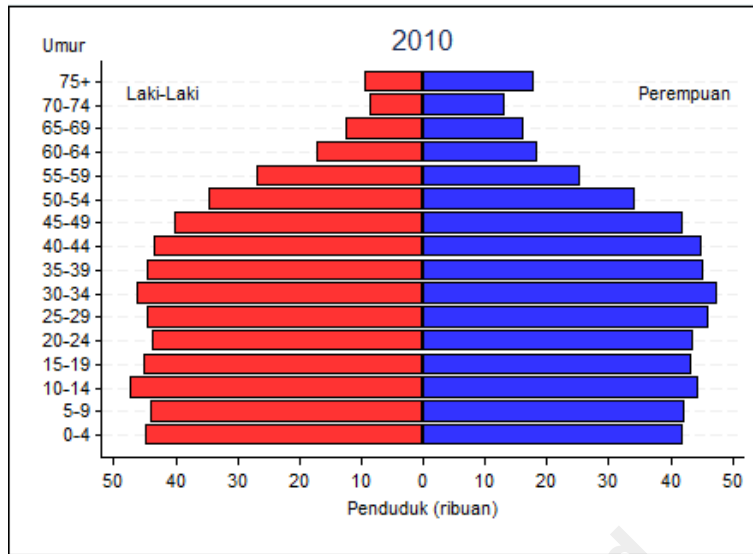
Gambar I.21
 PIRAMIDA PENDUDUK NGAWI
 TAHUN 2010 – 2020



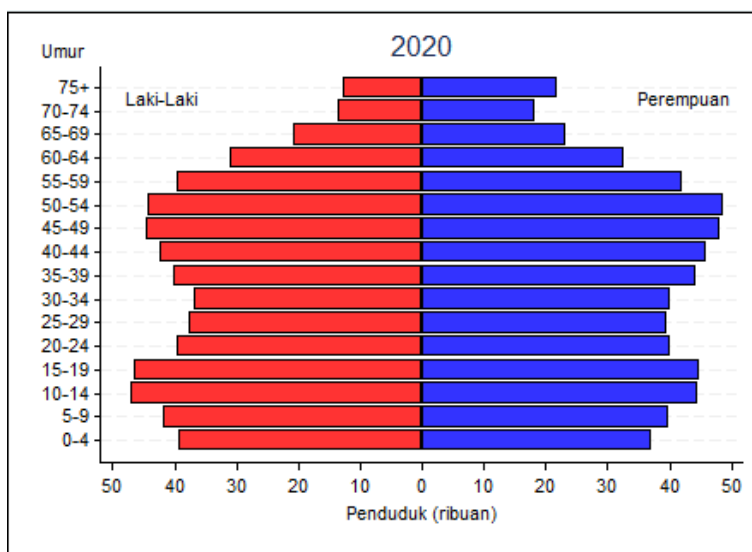
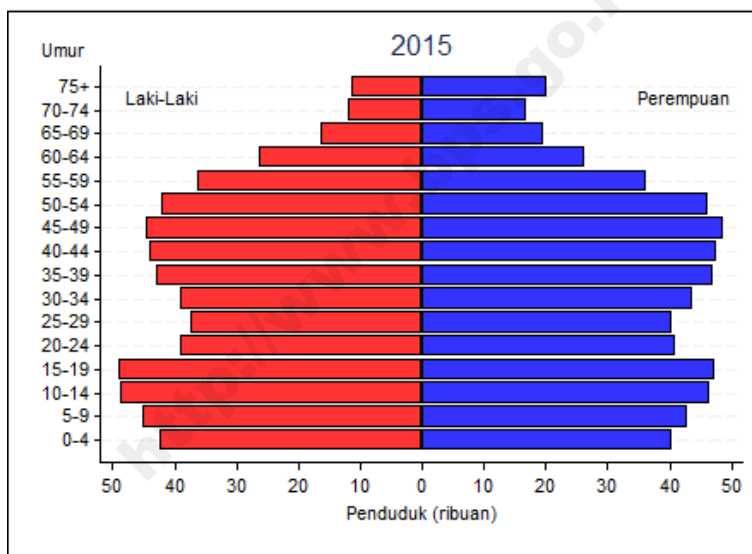
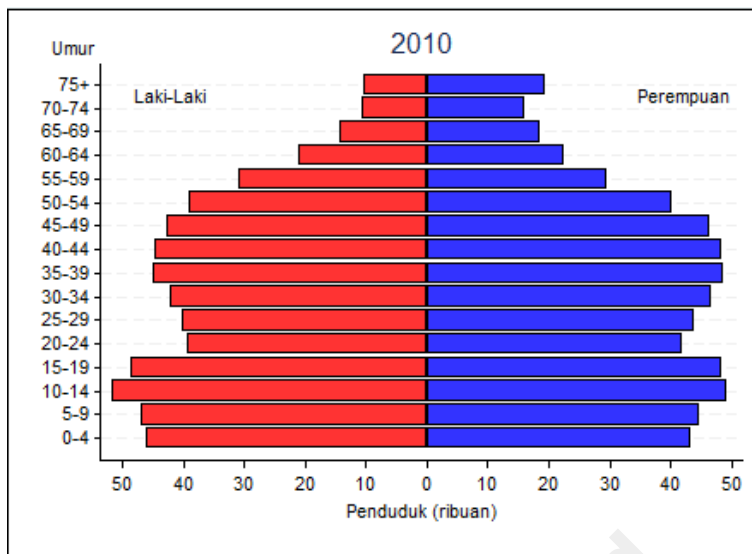
Gambar I.22
 PIRAMIDA PENDUDUK BOJONEGORO
 TAHUN 2010 – 2020



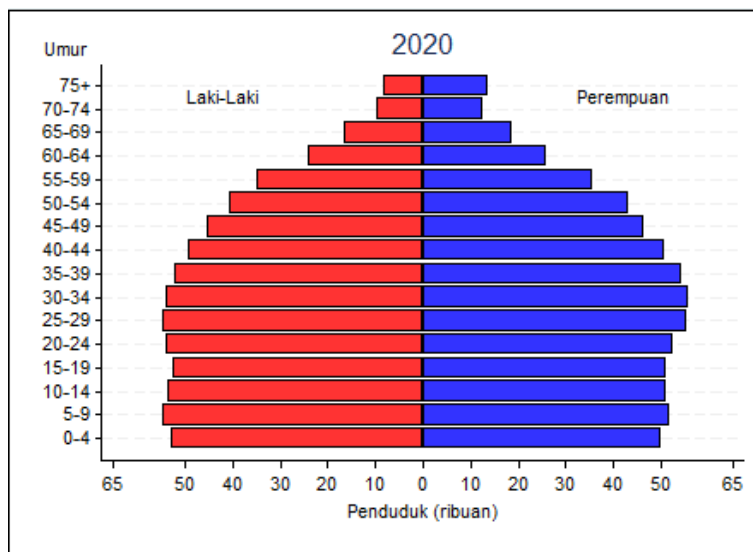
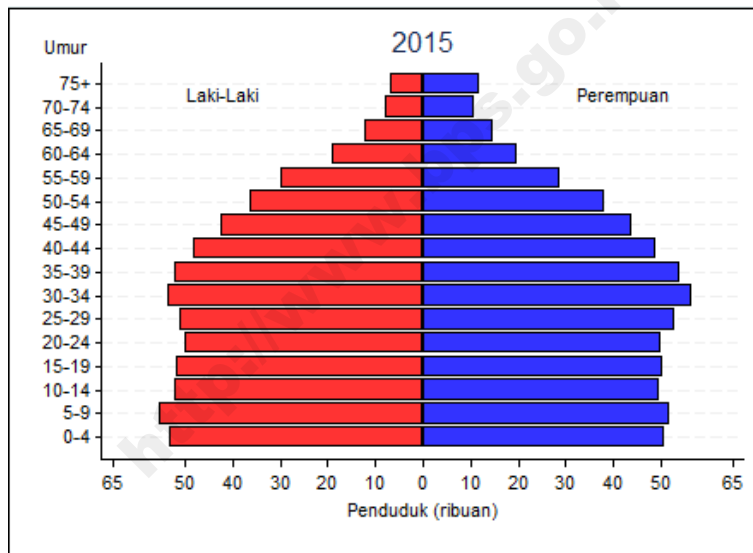
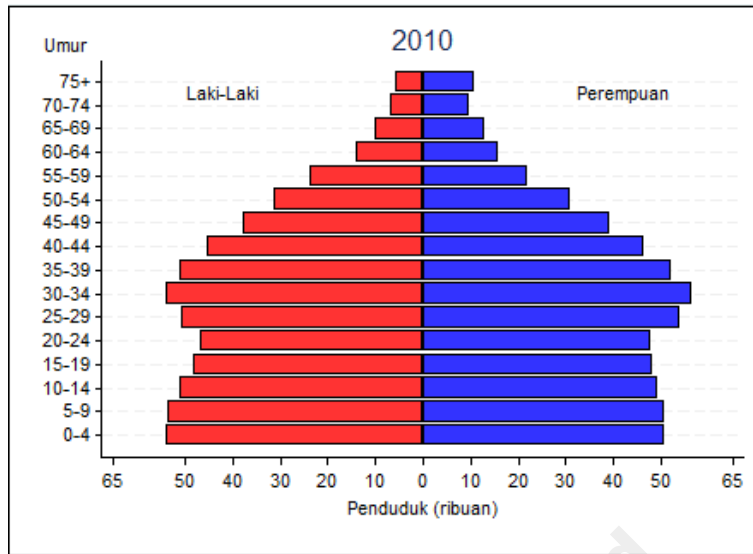
Gambar I.23
 PIRAMIDA PENDUDUK TUBAN
 TAHUN 2010 – 2020



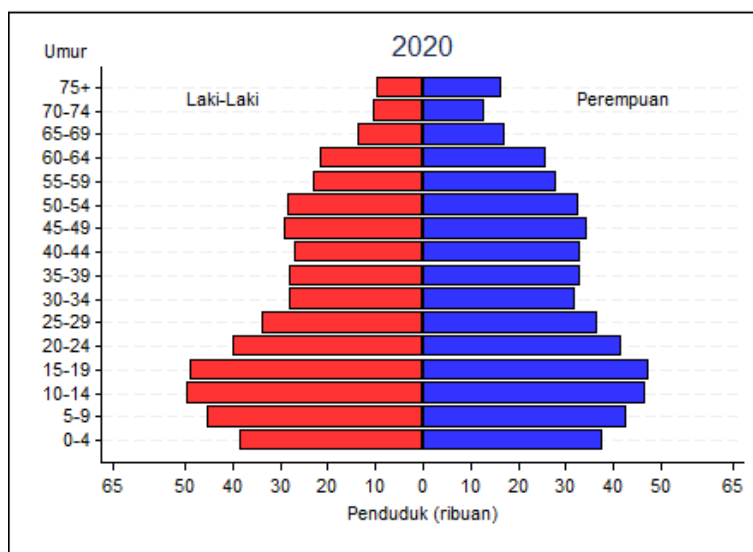
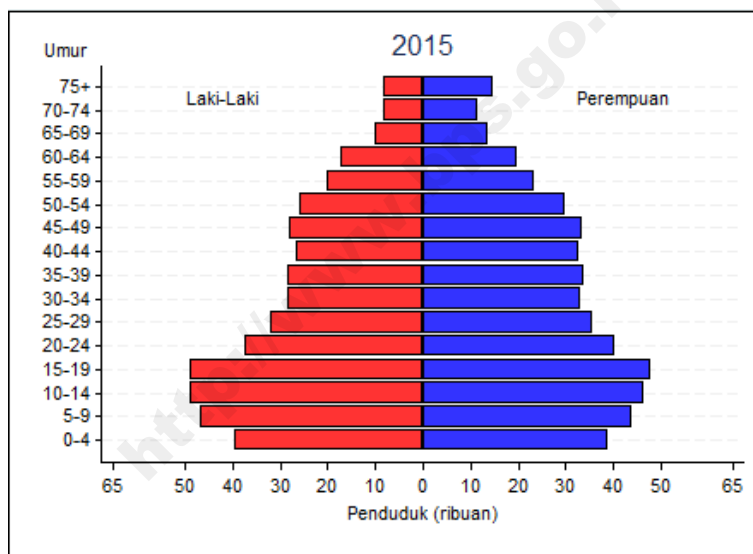
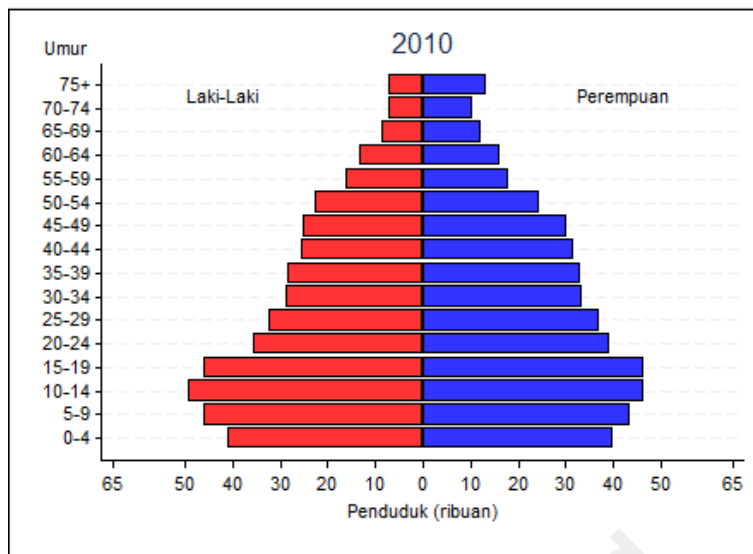
Gambar I.24
 PIRAMIDA PENDUDUK LAMONGAN
 TAHUN 2010 – 2020



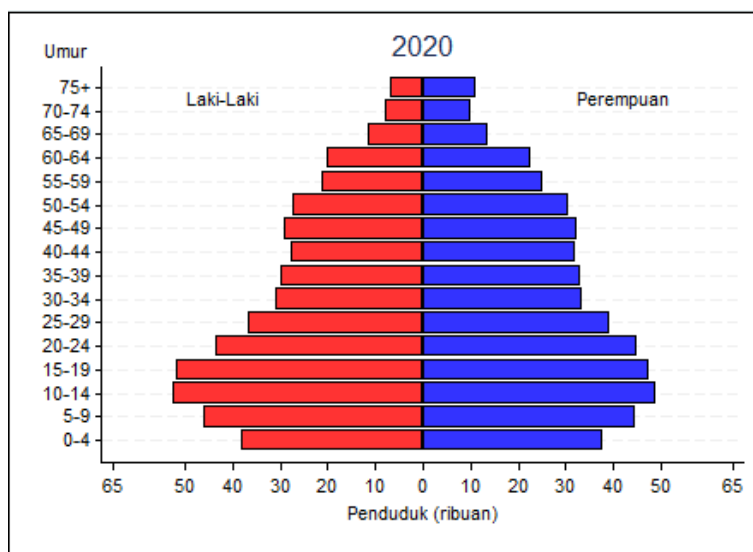
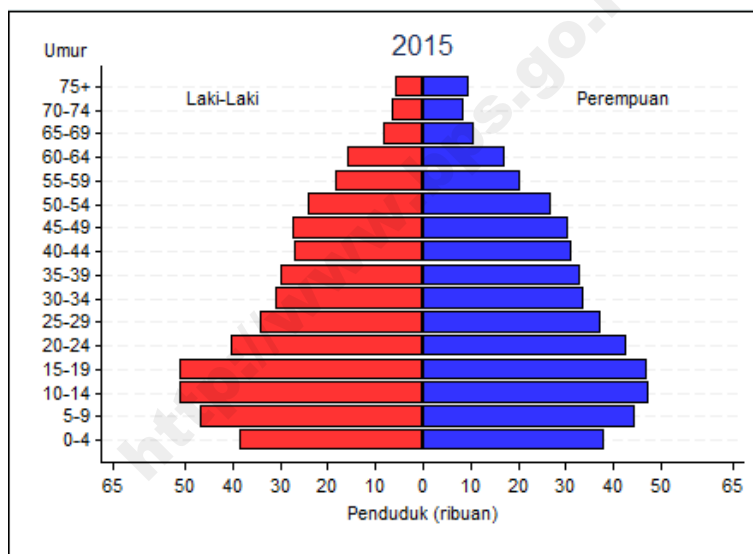
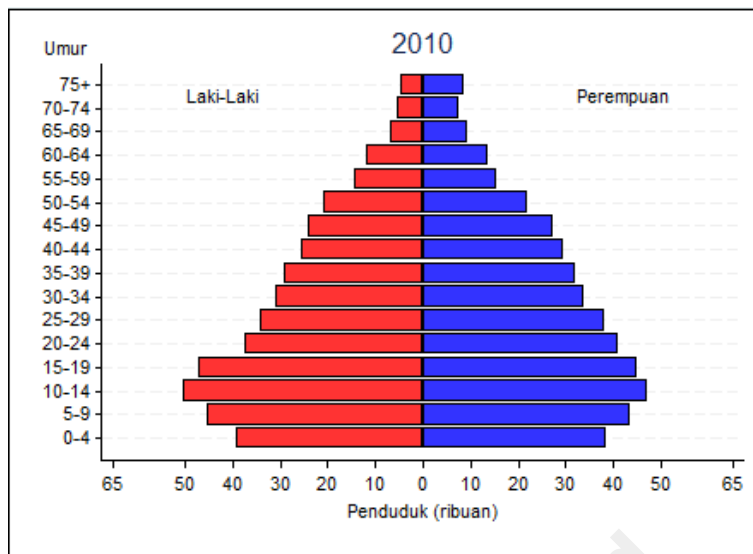
Gambar I.25
 PIRAMIDA PENDUDUK GRESIK
 TAHUN 2010 – 2020



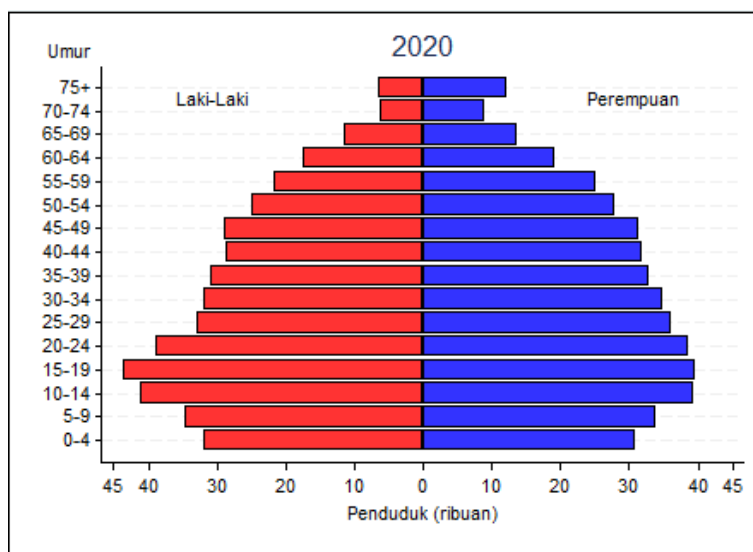
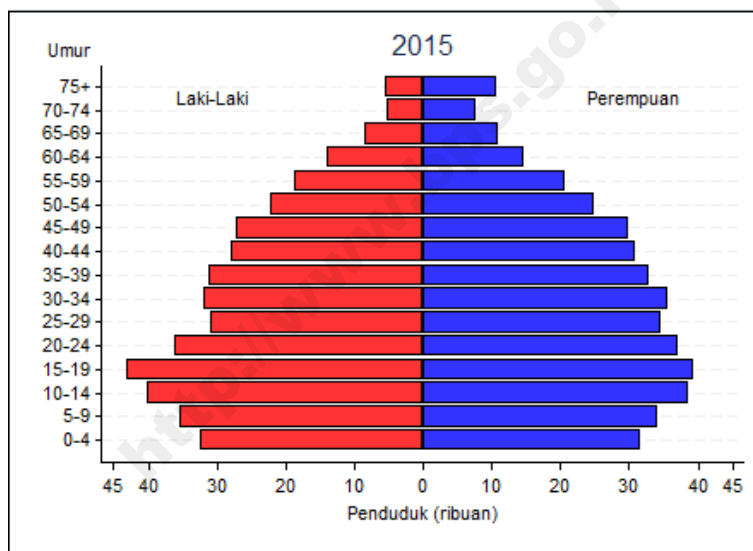
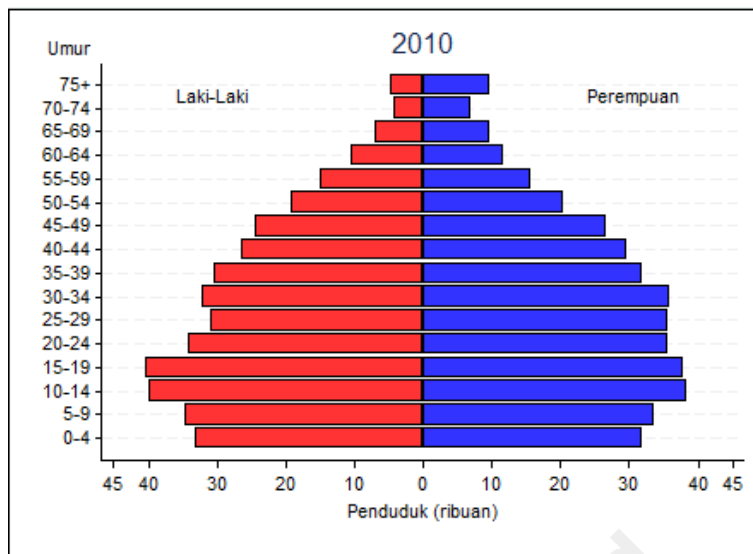
Gambar I.26
 PIRAMIDA PENDUDUK BANGKALAN
 TAHUN 2010 – 2020



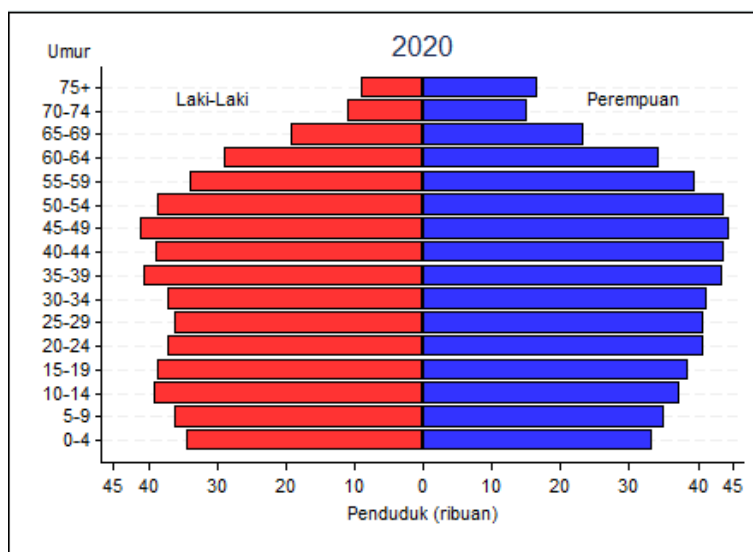
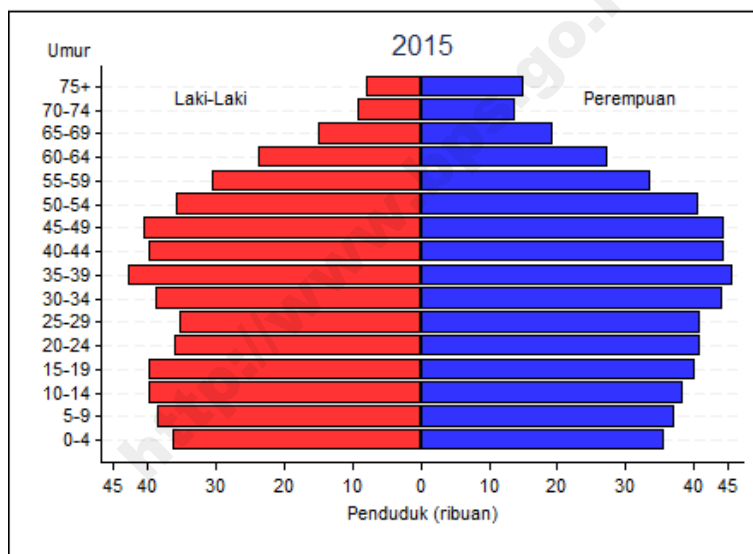
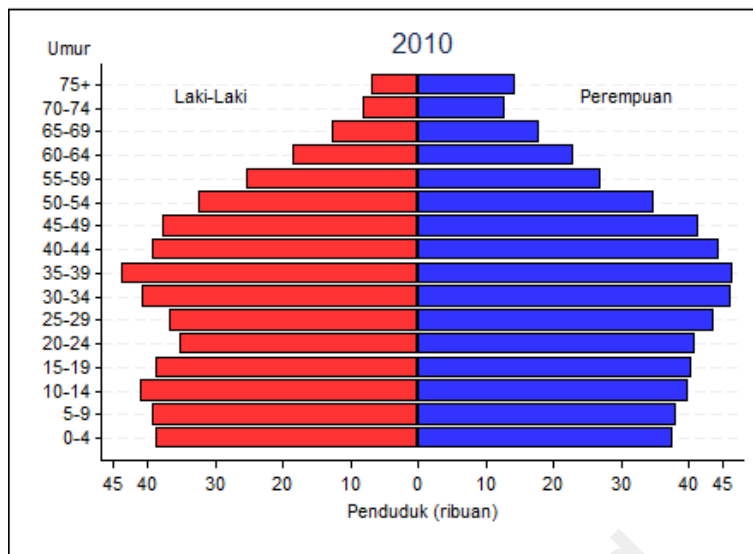
Gambar I.27
 PIRAMIDA PENDUDUK SAMPANG
 TAHUN 2010 – 2020



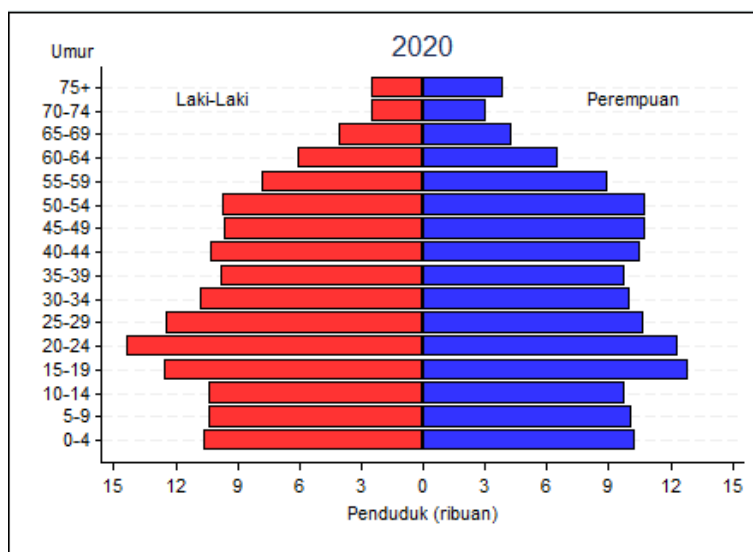
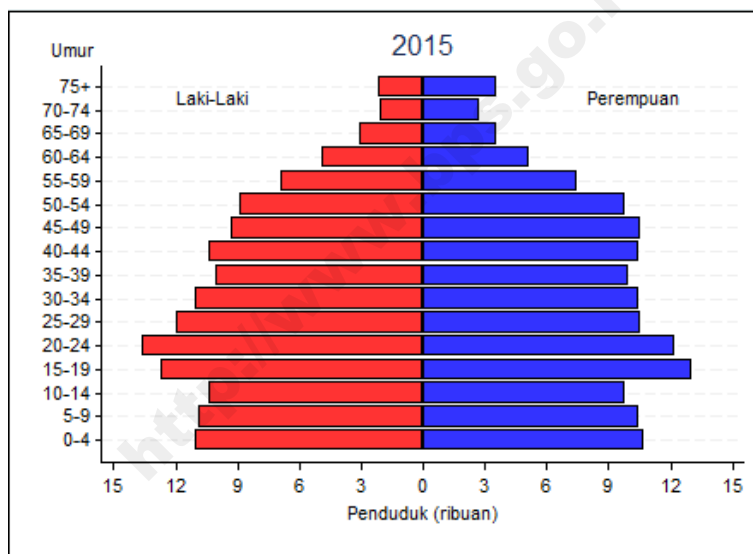
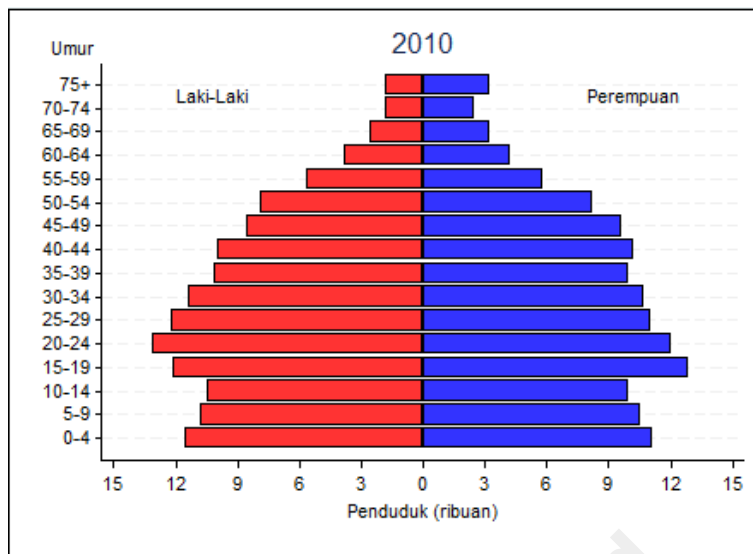
Gambar I.28
 PIRAMIDA PENDUDUK PAMEKASAN
 TAHUN 2010 – 2020



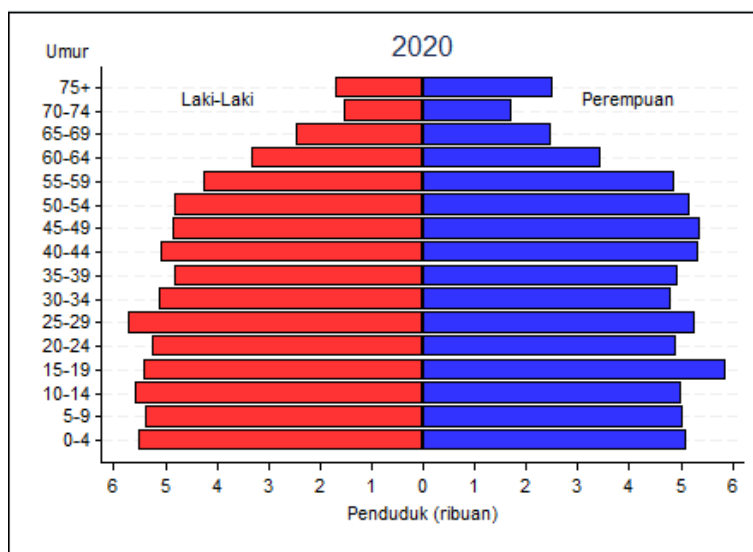
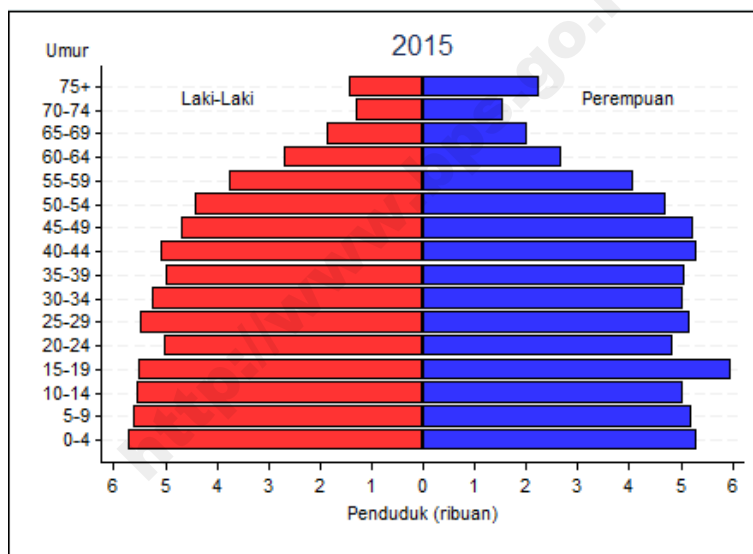
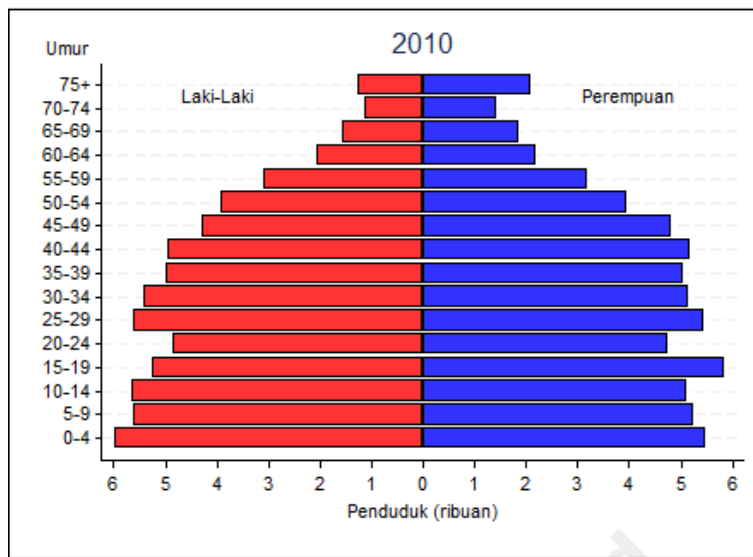
Gambar I.29
 PIRAMIDA PENDUDUK SUMENEP
 TAHUN 2010 – 2020



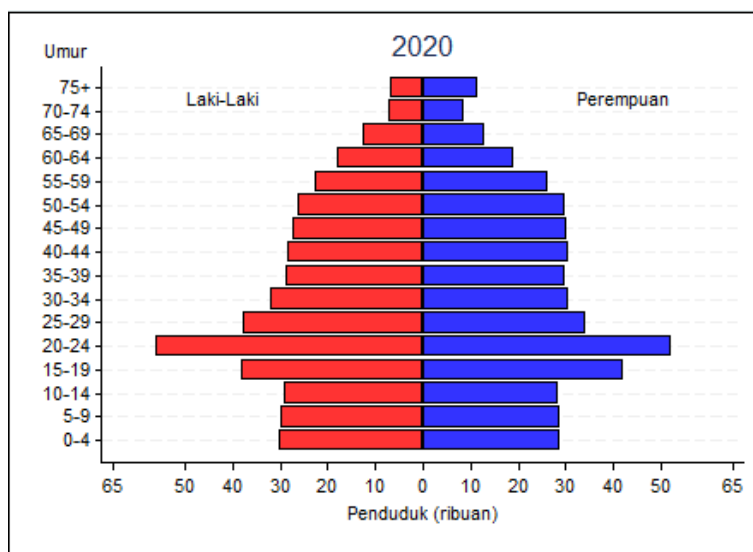
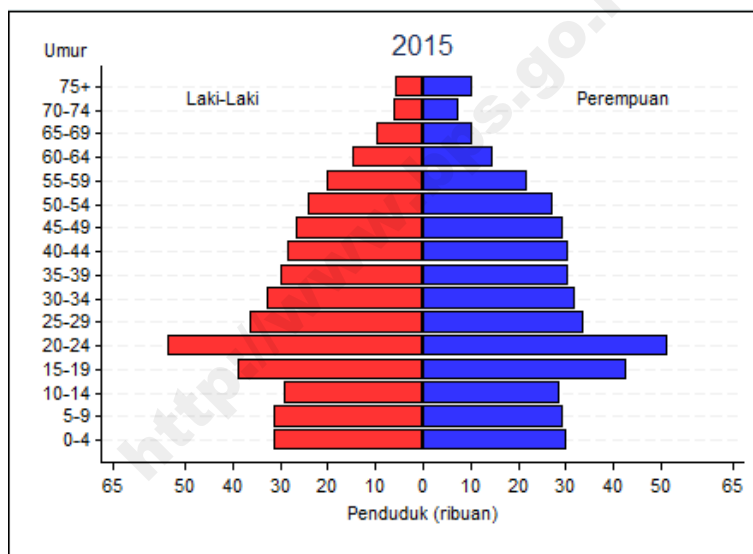
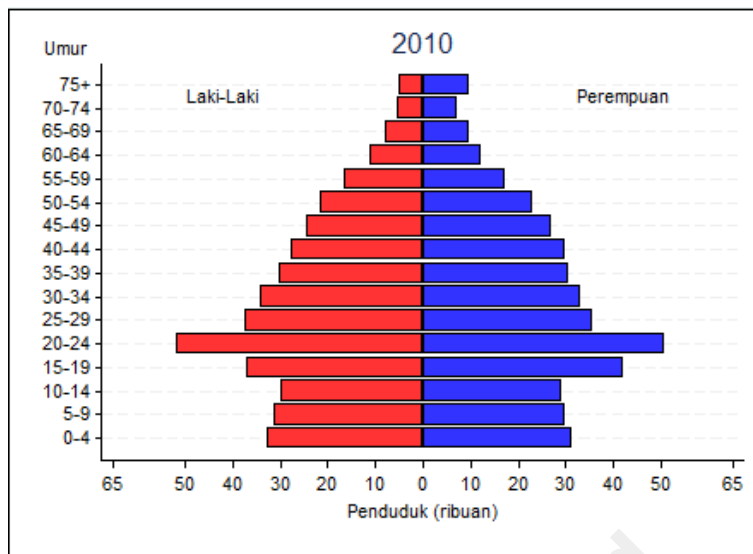
Gambar I.30
 PIRAMIDA PENDUDUK KOTA KEDIRI
 TAHUN 2010 – 2020



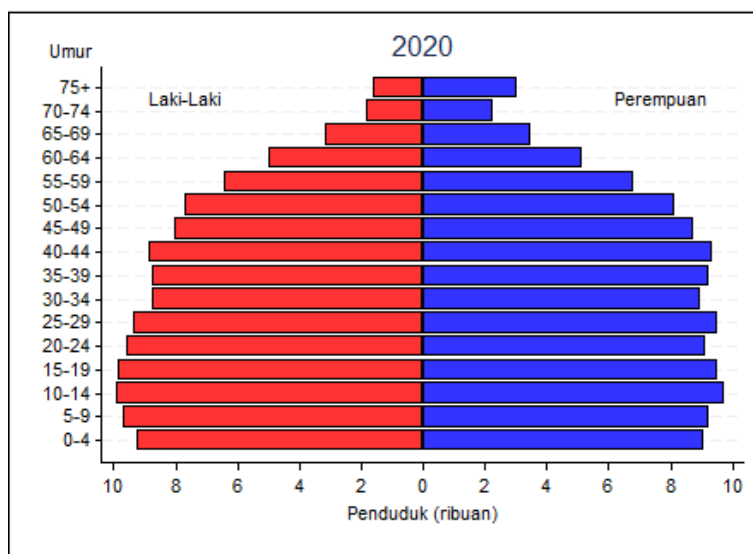
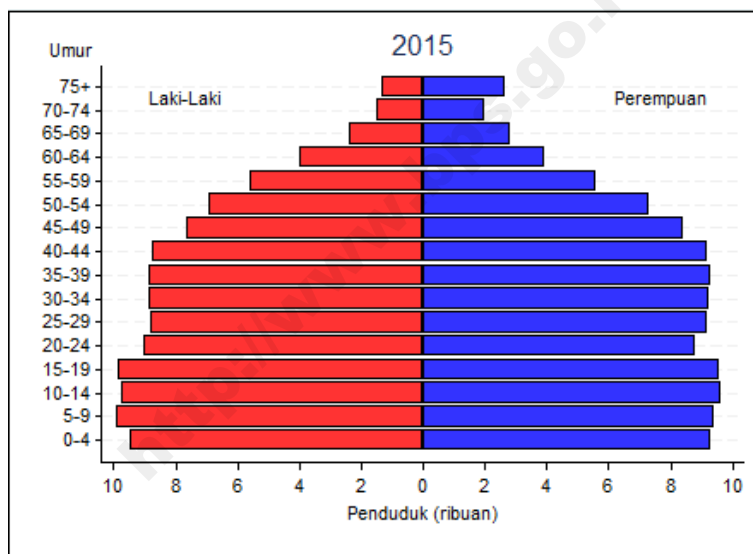
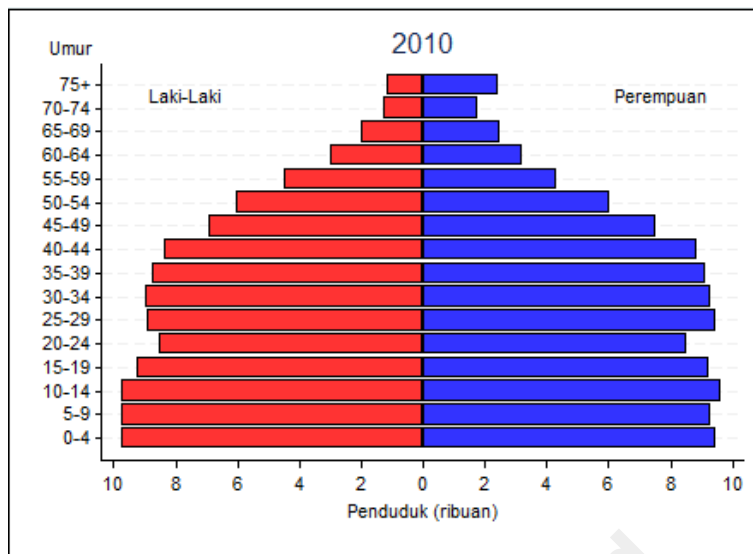
Gambar I.31
 PIRAMIDA PENDUDUK KOTA BLITAR
 TAHUN 2010 – 2020



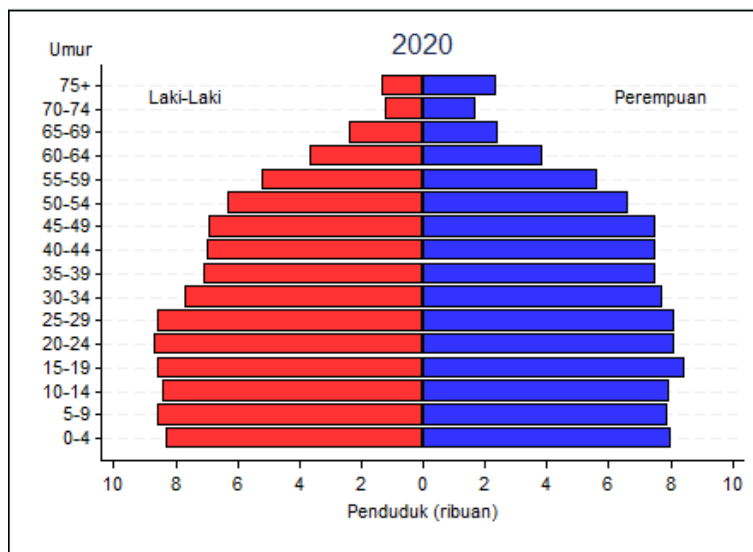
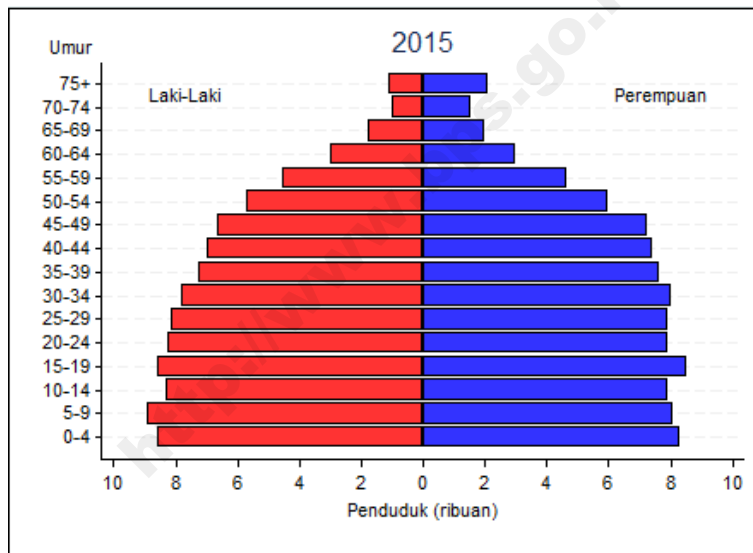
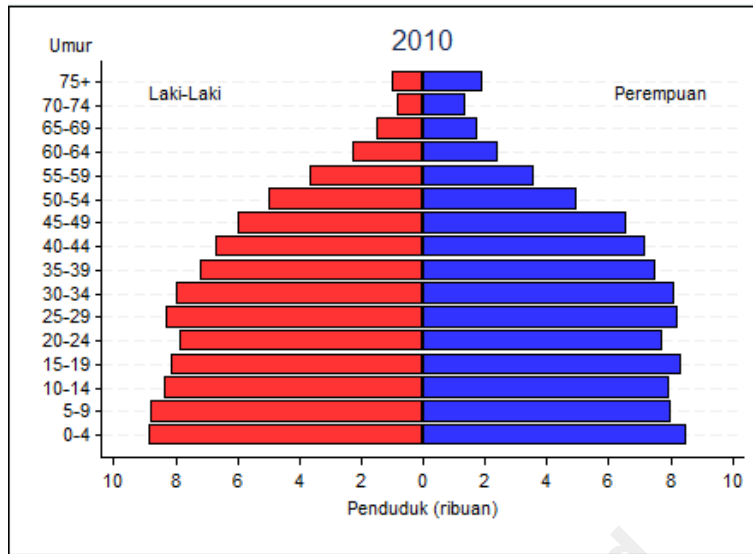
Gambar I.32
 PIRAMIDA PENDUDUK KOTA MALANG
 TAHUN 2010 – 2020



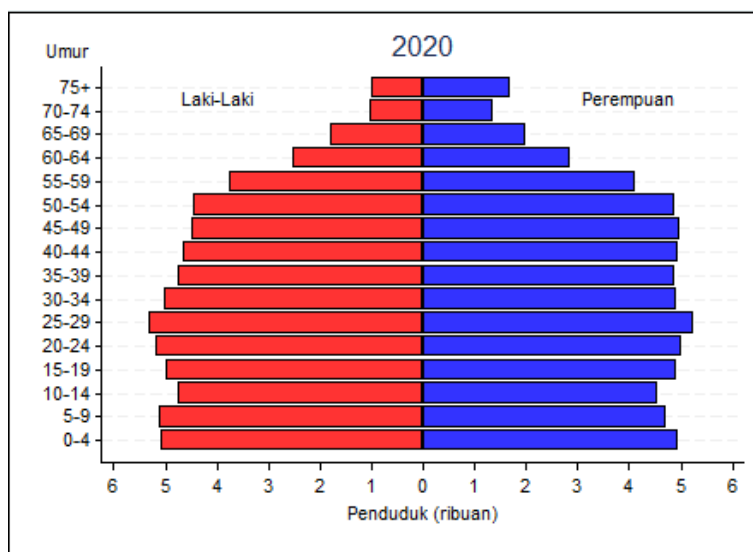
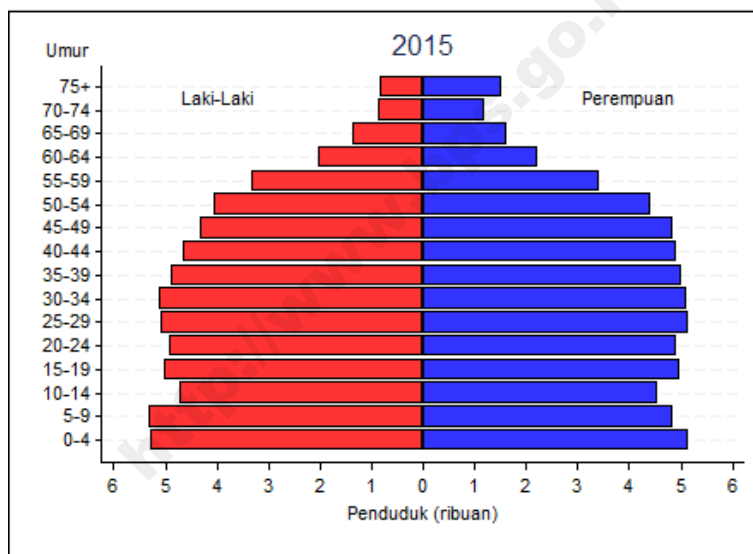
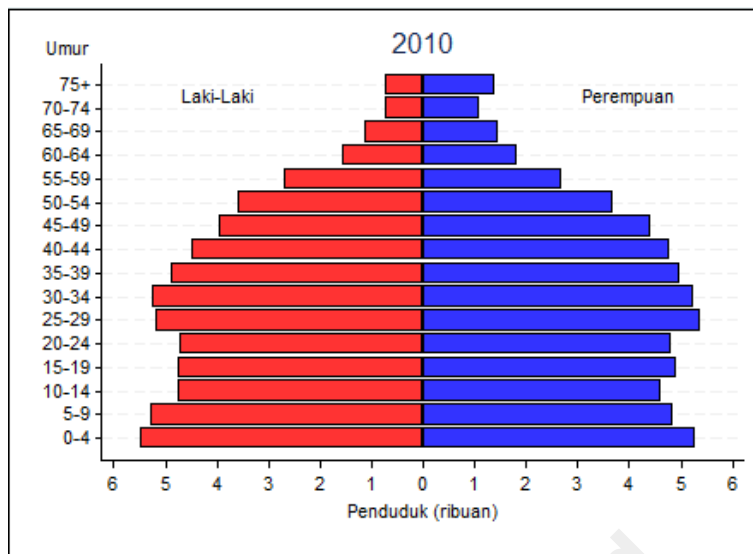
Gambar I.33
 PIRAMIDA PENDUDUK KOTA PROBOLINGGO
 TAHUN 2010 – 2020



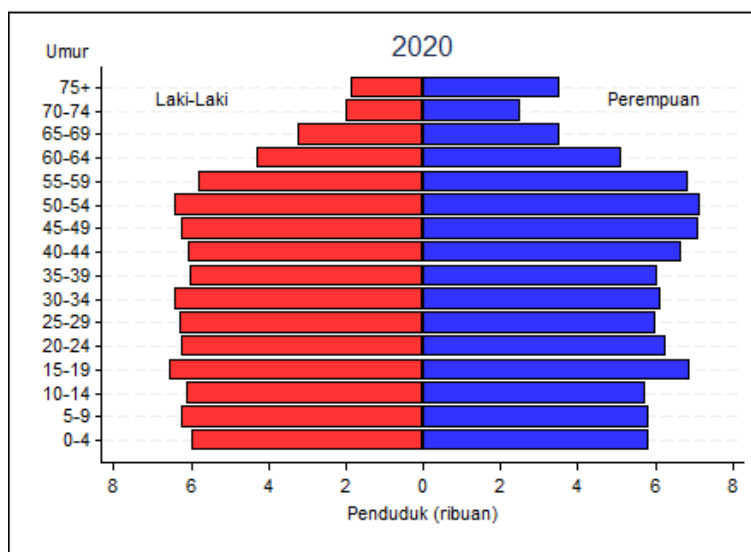
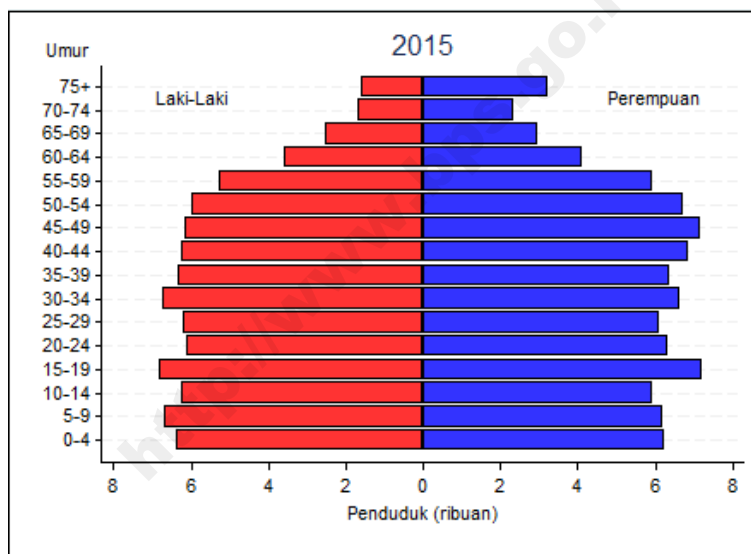
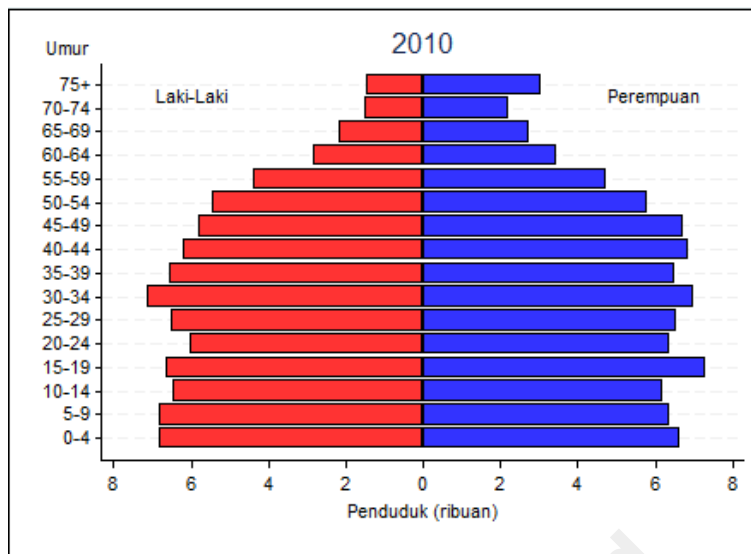
Gambar I.34
 PIRAMIDA PENDUDUK KOTA PASURUAN
 TAHUN 2010 – 2020



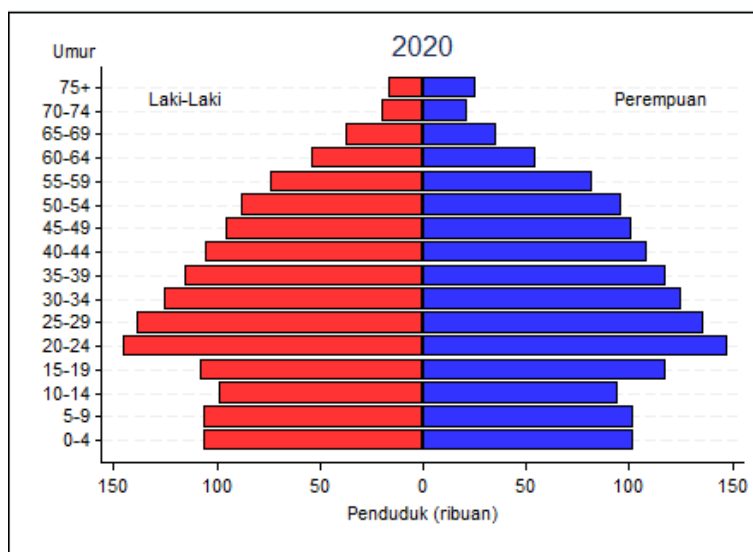
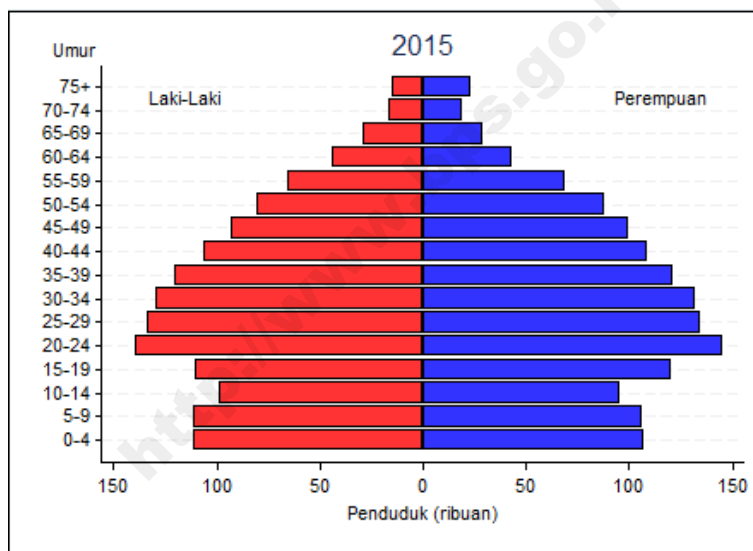
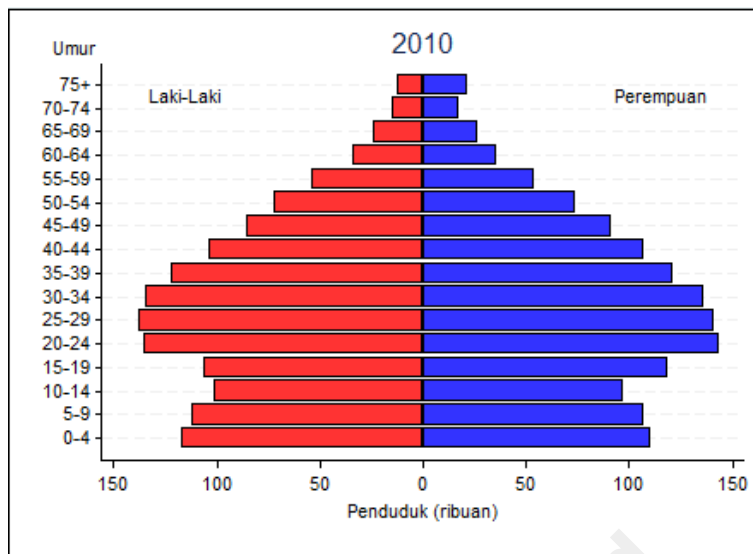
Gambar I.35
 PIRAMIDA PENDUDUK KOTA MOJOKERTO
 TAHUN 2010 – 2020



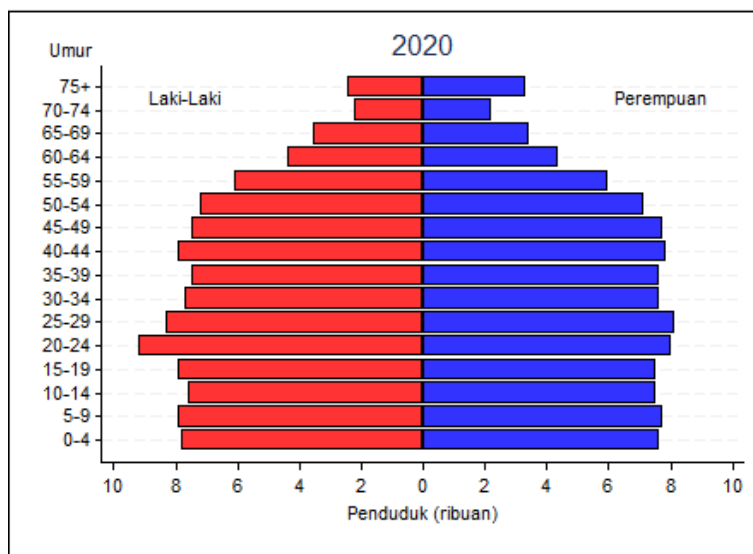
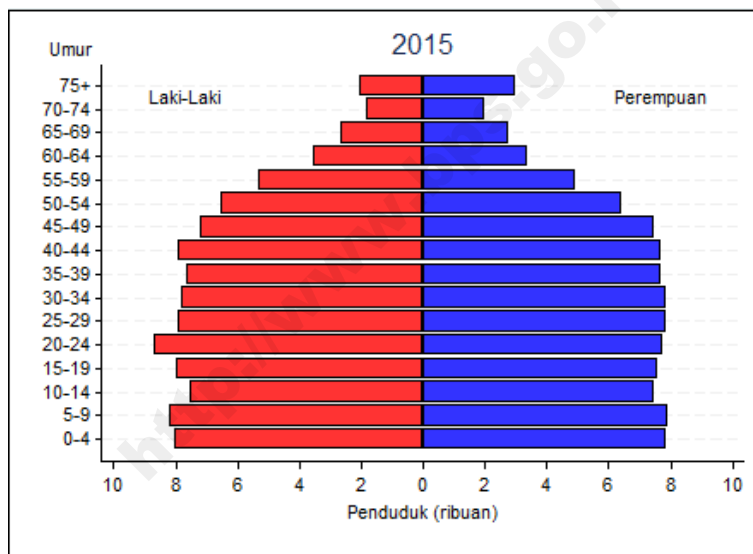
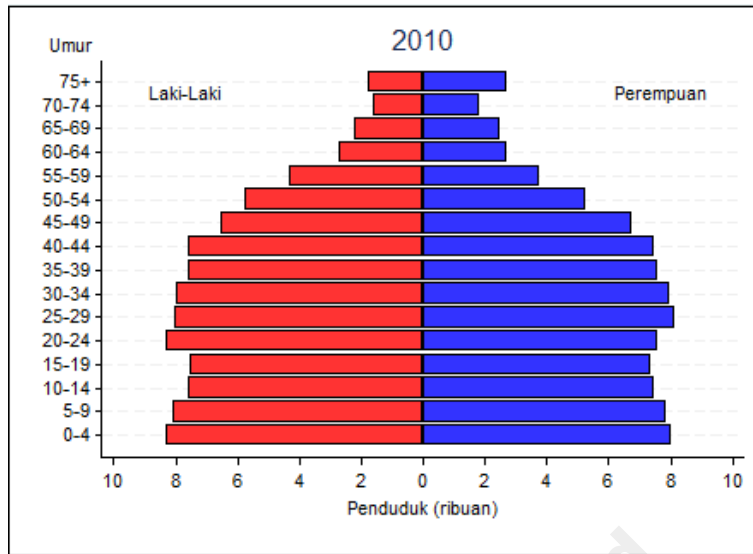
Gambar I.36
 PIRAMIDA PENDUDUK KOTA MADIUN
 TAHUN 2010 – 2020



Gambar I.37
 PIRAMIDA PENDUDUK KOTA SURABAYA
 TAHUN 2010 – 2020



Gambar I.38
 PIRAMIDA PENDUDUK KOTA BATU
 TAHUN 2010 – 2020



Tabel II.1.1
 PROYEKSI PENDUDUK
 MENURUT JENIS KELAMIN DAN KELOMPOK UMUR
 TAHUN 2010 - 2020

PACITAN

LAKI-LAKI

KELOMPOK UMUR	2010	2011	2012	2013	2014	2015	2016	2017	2018	2019	2020
(1)	(2)	(3)	(4)	(5)	(6)	(7)	(8)	(9)	(10)	(11)	(12)
0- 4	19.690	19.422	19.112	18.805	18.487	18.140	17.837	17.542	17.262	16.994	16.735
5- 9	19.771	19.607	19.455	19.365	19.214	19.041	18.778	18.477	18.161	17.855	17.516
10-14	22.274	22.139	21.907	21.634	21.351	21.136	20.952	20.789	20.667	20.508	20.320
15-19	19.888	19.955	20.037	20.119	20.111	20.036	19.908	19.695	19.424	19.169	18.970
20-24	17.096	17.026	16.998	17.028	17.051	17.066	17.124	17.198	17.252	17.248	17.184
25-29	16.920	16.690	16.426	16.195	16.003	15.873	15.808	15.792	15.811	15.842	15.865
30-34	16.271	16.038	15.826	15.626	15.416	15.172	14.961	14.723	14.498	14.327	14.209
35-39	19.471	19.368	19.208	19.060	18.837	18.646	18.368	18.122	17.870	17.628	17.344
40-44	21.167	21.260	21.282	21.269	21.173	21.028	20.908	20.731	20.546	20.308	20.096
45-49	20.373	20.599	20.833	21.085	21.268	21.387	21.477	21.501	21.463	21.372	21.224
50-54	17.827	18.218	18.524	18.808	19.058	19.329	19.542	19.769	19.991	20.172	20.288
55-59	15.239	15.900	16.503	17.070	17.548	17.960	18.357	18.675	18.947	19.214	19.492
60-64	11.439	11.889	12.463	13.124	13.764	14.356	14.983	15.564	16.089	16.553	16.949
65-69	9.682	9.884	10.052	10.266	10.583	11.057	11.504	12.072	12.710	13.343	13.927
70-74	7.821	7.995	8.186	8.386	8.555	8.696	8.893	9.062	9.265	9.570	10.016
75+	9.077	9.223	9.383	9.572	9.764	9.973	10.216	10.480	10.752	11.010	11.253
JUMLAH	264.006	265.213	266.195	267.412	268.183	268.896	269.616	270.192	270.708	271.113	271.388

Tabel II.1.2
PROYEKSI PENDUDUK
MENURUT JENIS KELAMIN DAN KELOMPOK UMUR
TAHUN 2010 - 2020

PACITAN

PEREMPUAN

KELOMPOK UMUR	2010	2011	2012	2013	2014	2015	2016	2017	2018	2019	2020
(1)	(2)	(3)	(4)	(5)	(6)	(7)	(8)	(9)	(10)	(11)	(12)
0-4	18.529	18.328	18.083	17.829	17.568	17.292	16.997	16.708	16.434	16.179	15.934
5-9	18.732	18.560	18.435	18.300	18.155	17.985	17.779	17.521	17.269	17.014	16.741
10-14	20.978	20.799	20.596	20.342	20.099	19.898	19.708	19.552	19.401	19.242	19.052
15-19	18.274	18.213	18.170	18.096	18.003	17.887	17.724	17.529	17.305	17.089	16.909
20-24	17.657	17.522	17.462	17.403	17.357	17.299	17.244	17.194	17.131	17.047	16.932
25-29	18.128	17.824	17.484	17.146	16.865	16.689	16.560	16.487	16.434	16.394	16.336
30-34	17.512	17.325	17.172	16.992	16.777	16.488	16.204	15.875	15.562	15.304	15.136
35-39	21.395	21.273	21.131	20.979	20.829	20.702	20.471	20.266	20.043	19.782	19.434
40-44	22.551	22.596	22.589	22.512	22.390	22.233	22.101	21.932	21.766	21.608	21.473
45-49	21.476	21.811	22.120	22.363	22.547	22.664	22.705	22.674	22.593	22.468	22.306
50-54	18.767	19.483	20.114	20.655	21.145	21.602	21.937	22.228	22.468	22.654	22.769
55-59	14.860	15.457	16.187	16.957	17.696	18.339	19.047	19.658	20.193	20.676	21.125
60-64	12.743	13.039	13.374	13.771	14.291	14.954	15.561	16.284	17.061	17.804	18.445
65-69	11.554	11.649	11.778	11.931	12.106	12.304	12.596	12.913	13.297	13.806	14.454
70-74	10.208	10.318	10.424	10.523	10.623	10.736	10.840	10.968	11.123	11.301	11.497
75+	14.429	14.494	14.591	14.706	14.847	15.018	15.217	15.407	15.606	15.823	16.053
JUMLAH	277.793	278.691	279.710	280.505	281.298	282.090	282.691	283.196	283.686	284.191	284.596

Tabel II.1.3
 PROYEKSI PENDUDUK
 MENURUT JENIS KELAMIN DAN KELOMPOK UMUR
 TAHUN 2010 - 2020

PACITAN

LAKI-LAKI + PEREMPUAN

KELOMPOK UMUR	2010	2011	2012	2013	2014	2015	2016	2017	2018	2019	2020
(1)	(2)	(3)	(4)	(5)	(6)	(7)	(8)	(9)	(10)	(11)	(12)
0-4	38.219	37.750	37.195	36.634	36.055	35.432	34.834	34.250	33.696	33.173	32.669
5-9	38.503	38.167	37.890	37.665	37.369	37.026	36.557	35.998	35.430	34.869	34.257
10-14	43.252	42.938	42.503	41.976	41.450	41.034	40.660	40.341	40.068	39.750	39.372
15-19	38.162	38.168	38.207	38.215	38.114	37.923	37.632	37.224	36.729	36.258	35.879
20-24	34.753	34.548	34.460	34.431	34.408	34.365	34.368	34.392	34.383	34.295	34.116
25-29	35.048	34.514	33.910	33.341	32.868	32.562	32.368	32.279	32.245	32.236	32.201
30-34	33.783	33.363	32.998	32.618	32.193	31.660	31.165	30.598	30.060	29.631	29.345
35-39	40.866	40.641	40.339	40.039	39.666	39.348	38.839	38.388	37.913	37.410	36.778
40-44	43.718	43.856	43.871	43.781	43.563	43.261	43.009	42.663	42.312	41.916	41.569
45-49	41.849	42.410	42.953	43.448	43.815	44.051	44.182	44.175	44.056	43.840	43.530
50-54	36.594	37.701	38.638	39.463	40.203	40.931	41.479	41.997	42.459	42.826	43.057
55-59	30.099	31.357	32.690	34.027	35.244	36.299	37.404	38.333	39.140	39.890	40.617
60-64	24.182	24.928	25.837	26.895	28.055	29.310	30.544	31.848	33.150	34.357	35.394
65-69	21.236	21.533	21.830	22.197	22.689	23.361	24.100	24.985	26.007	27.149	28.381
70-74	18.029	18.313	18.610	18.909	19.178	19.432	19.733	20.030	20.388	20.871	21.513
75+	23.506	23.717	23.974	24.278	24.611	24.991	25.433	25.887	26.358	26.833	27.306
JUMLAH	541.799	543.904	545.905	547.917	549.481	550.986	552.307	553.388	554.394	555.304	555.984

Tabel II.2.1
 PROYEKSI PENDUDUK
 MENURUT JENIS KELAMIN DAN KELOMPOK UMUR
 TAHUN 2010 - 2020

PONOROGO

LAKI-LAKI

KELOMPOK UMUR	2010	2011	2012	2013	2014	2015	2016	2017	2018	2019	2020
(1)	(2)	(3)	(4)	(5)	(6)	(7)	(8)	(9)	(10)	(11)	(12)
0- 4	31.832	31.367	30.858	30.310	29.802	29.238	28.738	28.246	27.779	27.346	26.926
5- 9	30.948	30.661	30.417	30.221	29.991	29.717	29.290	28.804	28.294	27.818	27.290
10-14	34.165	33.925	33.559	33.084	32.656	32.324	32.028	31.759	31.555	31.312	31.021
15-19	35.974	36.060	36.200	36.281	36.274	36.134	35.884	35.479	34.972	34.512	34.153
20-24	27.790	27.646	27.596	27.596	27.636	27.657	27.738	27.843	27.913	27.907	27.799
25-29	28.687	28.268	27.814	27.375	27.055	26.830	26.709	26.666	26.684	26.736	26.772
30-34	29.739	29.282	28.889	28.475	28.098	27.648	27.248	26.800	26.374	26.064	25.849
35-39	32.416	32.214	31.938	31.637	31.274	30.949	30.475	30.049	29.614	29.213	28.740
40-44	33.134	33.247	33.272	33.194	33.050	32.816	32.615	32.320	32.013	31.641	31.310
45-49	31.609	31.930	32.283	32.615	32.902	33.084	33.207	33.225	33.150	33.006	32.775
50-54	29.120	29.727	30.220	30.631	31.044	31.480	31.814	32.164	32.504	32.798	32.985
55-59	24.610	25.651	26.620	27.487	28.262	28.916	29.542	30.035	30.458	30.887	31.333
60-64	18.999	19.729	20.676	21.734	22.799	23.772	24.800	25.745	26.602	27.370	28.019
65-69	14.678	14.968	15.218	15.517	15.998	16.711	17.378	18.226	19.178	20.136	21.012
70-74	10.797	11.026	11.284	11.542	11.777	11.969	12.234	12.458	12.729	13.149	13.762
75+	13.017	13.209	13.438	13.683	13.960	14.259	14.602	14.974	15.350	15.723	16.064
JUMLAH	427.515	428.910	430.282	431.382	432.578	433.504	434.302	434.793	435.169	435.618	435.810

Tabel II.2.2
 PROYEKSI PENDUDUK
 MENURUT JENIS KELAMIN DAN KELOMPOK UMUR
 TAHUN 2010 - 2020

PONOROGO

PEREMPUAN

KELOMPOK UMUR	2010	2011	2012	2013	2014	2015	2016	2017	2018	2019	2020
(1)	(2)	(3)	(4)	(5)	(6)	(7)	(8)	(9)	(10)	(11)	(12)
0-4	29.736	29.402	28.981	28.563	28.114	27.638	27.150	26.685	26.236	25.801	25.398
5-9	29.279	28.999	28.775	28.555	28.296	27.995	27.665	27.259	26.853	26.428	25.986
10-14	32.056	31.772	31.433	31.031	30.626	30.283	29.977	29.735	29.491	29.218	28.913
15-19	30.103	29.981	29.869	29.729	29.532	29.300	29.016	28.689	28.308	27.925	27.610
20-24	24.256	24.059	23.943	23.846	23.748	23.628	23.527	23.439	23.324	23.172	22.996
25-29	28.421	27.931	27.366	26.821	26.350	26.041	25.822	25.699	25.597	25.503	25.394
30-34	29.513	29.192	28.911	28.595	28.202	27.685	27.194	26.630	26.088	25.621	25.321
35-39	32.834	32.636	32.390	32.142	31.882	31.659	31.294	30.978	30.624	30.197	29.645
40-44	34.377	34.433	34.388	34.251	34.030	33.757	33.537	33.272	33.005	32.735	32.511
45-49	32.703	33.202	33.640	33.994	34.240	34.376	34.419	34.364	34.219	33.999	33.734
50-54	29.510	30.637	31.607	32.447	33.187	33.871	34.381	34.827	35.191	35.448	35.603
55-59	24.154	25.119	26.277	27.512	28.677	29.689	30.818	31.798	32.643	33.390	34.096
60-64	19.635	20.072	20.551	21.134	21.896	22.893	23.808	24.915	26.100	27.222	28.205
65-69	16.839	16.968	17.140	17.347	17.579	17.839	18.247	18.691	19.232	19.939	20.866
70-74	14.153	14.299	14.437	14.562	14.687	14.827	14.964	15.140	15.345	15.577	15.835
75+	21.598	21.690	21.816	21.979	22.185	22.408	22.693	22.980	23.280	23.577	23.902
JUMLAH	429.167	430.392	431.524	432.508	433.231	433.889	434.512	435.101	435.536	435.752	436.015

Tabel II.2.3
 PROYEKSI PENDUDUK
 MENURUT JENIS KELAMIN DAN KELOMPOK UMUR
 TAHUN 2010 - 2020

PONOROGO

LAKI-LAKI + PEREMPUAN

KELOMPOK UMUR	2010	2011	2012	2013	2014	2015	2016	2017	2018	2019	2020
(1)	(2)	(3)	(4)	(5)	(6)	(7)	(8)	(9)	(10)	(11)	(12)
0-4	61.568	60.769	59.839	58.873	57.916	56.876	55.888	54.931	54.015	53.147	52.324
5-9	60.227	59.660	59.192	58.776	58.287	57.712	56.955	56.063	55.147	54.246	53.276
10-14	66.221	65.697	64.992	64.115	63.282	62.607	62.005	61.494	61.046	60.530	59.934
15-19	66.077	66.041	66.069	66.010	65.806	65.434	64.900	64.168	63.280	62.437	61.763
20-24	52.046	51.705	51.539	51.442	51.384	51.285	51.265	51.282	51.237	51.079	50.795
25-29	57.108	56.199	55.180	54.196	53.405	52.871	52.531	52.365	52.281	52.239	52.166
30-34	59.252	58.474	57.800	57.070	56.300	55.333	54.442	53.430	52.462	51.685	51.170
35-39	65.250	64.850	64.328	63.779	63.156	62.608	61.769	61.027	60.238	59.410	58.385
40-44	67.511	67.680	67.660	67.445	67.080	66.573	66.152	65.592	65.018	64.376	63.821
45-49	64.312	65.132	65.923	66.609	67.142	67.460	67.626	67.589	67.369	67.005	66.509
50-54	58.630	60.364	61.827	63.078	64.231	65.351	66.195	66.991	67.695	68.246	68.588
55-59	48.764	50.770	52.897	54.999	56.939	58.605	60.360	61.833	63.101	64.277	65.429
60-64	38.634	39.801	41.227	42.868	44.695	46.665	48.608	50.660	52.702	54.592	56.224
65-69	31.517	31.936	32.358	32.864	33.577	34.550	35.625	36.917	38.410	40.075	41.878
70-74	24.950	25.325	25.721	26.104	26.464	26.796	27.198	27.598	28.074	28.726	29.597
75+	34.615	34.899	35.254	35.662	36.145	36.667	37.295	37.954	38.630	39.300	39.966
JUMLAH	856.682	859.302	861.806	863.890	865.809	867.393	868.814	869.894	870.705	871.370	871.825

Tabel II.3.1
 PROYEKSI PENDUDUK
 MENURUT JENIS KELAMIN DAN KELOMPOK UMUR
 TAHUN 2010 - 2020

TRENGGALEK

LAKI-LAKI

KELOMPOK UMUR	2010	2011	2012	2013	2014	2015	2016	2017	2018	2019	2020
(1)	(2)	(3)	(4)	(5)	(6)	(7)	(8)	(9)	(10)	(11)	(12)
0-4	25.397	25.087	24.734	24.344	23.983	23.583	23.222	22.878	22.552	22.241	21.939
5-9	25.709	25.530	25.383	25.271	25.129	24.959	24.644	24.293	23.919	23.555	23.152
10-14	27.325	27.197	26.965	26.634	26.343	26.136	25.943	25.786	25.682	25.527	25.338
15-19	26.449	26.576	26.737	26.851	26.900	26.860	26.720	26.484	26.165	25.865	25.643
20-24	22.711	22.647	22.656	22.703	22.780	22.850	22.958	23.100	23.213	23.249	23.199
25-29	23.570	23.282	22.959	22.641	22.420	22.287	22.225	22.242	22.311	22.392	22.464
30-34	23.790	23.481	23.216	22.929	22.671	22.359	22.076	21.765	21.470	21.254	21.117
35-39	25.770	25.670	25.507	25.317	25.076	24.874	24.535	24.251	23.957	23.673	23.332
40-44	27.622	27.783	27.866	27.856	27.790	27.659	27.537	27.355	27.158	26.889	26.654
45-49	24.961	25.273	25.609	25.925	26.206	26.412	26.557	26.634	26.637	26.569	26.431
50-54	22.004	22.517	22.941	23.298	23.660	24.049	24.348	24.675	24.995	25.264	25.455
55-59	18.024	18.831	19.587	20.262	20.875	21.411	21.913	22.333	22.700	23.057	23.433
60-64	13.419	13.966	14.669	15.450	16.240	16.975	17.740	18.460	19.119	19.703	20.208
65-69	10.518	10.751	10.955	11.194	11.562	12.105	12.612	13.260	13.985	14.707	15.379
70-74	8.114	8.306	8.520	8.730	8.925	9.094	9.312	9.505	9.734	10.074	10.562
75+	9.736	9.901	10.099	10.304	10.534	10.784	11.060	11.368	11.685	11.989	12.271
JUMLAH	335.119	336.798	338.403	339.709	341.094	342.397	343.402	344.389	345.282	346.008	346.577

Tabel II.3.2
 PROYEKSI PENDUDUK
 MENURUT JENIS KELAMIN DAN KELOMPOK UMUR
 TAHUN 2010 - 2020

TRENGGALEK

PEREMPUAN

KELOMPOK UMUR	2010	2011	2012	2013	2014	2015	2016	2017	2018	2019	2020
(1)	(2)	(3)	(4)	(5)	(6)	(7)	(8)	(9)	(10)	(11)	(12)
0- 4	24.284	24.072	23.780	23.456	23.185	22.860	22.518	22.183	21.871	21.564	21.287
5- 9	24.529	24.360	24.225	24.061	23.942	23.756	23.542	23.248	22.967	22.665	22.345
10-14	26.129	25.966	25.744	25.442	25.214	25.004	24.821	24.674	24.542	24.380	24.192
15-19	24.704	24.677	24.651	24.569	24.517	24.398	24.237	24.016	23.765	23.508	23.308
20-24	22.592	22.470	22.416	22.353	22.362	22.321	22.300	22.277	22.243	22.165	22.068
25-29	24.790	24.428	23.991	23.540	23.224	23.019	22.894	22.838	22.813	22.793	22.762
30-34	24.627	24.419	24.237	23.997	23.761	23.394	23.044	22.619	22.223	21.886	21.690
35-39	26.632	26.539	26.396	26.221	26.115	26.005	25.778	25.571	25.350	25.060	24.671
40-44	28.185	28.303	28.329	28.244	28.176	28.028	27.926	27.765	27.622	27.468	27.358
45-49	25.671	26.132	26.535	26.842	27.144	27.331	27.443	27.460	27.421	27.315	27.176
50-54	21.950	22.849	23.627	24.283	24.938	25.525	25.982	26.378	26.729	26.995	27.186
55-59	17.401	18.142	19.020	19.940	20.873	21.669	22.561	23.329	24.022	24.639	25.227
60-64	13.651	13.988	14.350	14.771	15.366	16.108	16.802	17.623	18.515	19.366	20.121
65-69	11.866	11.986	12.133	12.292	12.505	12.723	13.048	13.394	13.816	14.364	15.069
70-74	9.655	9.776	9.884	9.977	10.098	10.219	10.335	10.476	10.644	10.823	11.019
75+	13.799	13.887	13.985	14.094	14.267	14.443	14.662	14.864	15.077	15.296	15.544
JUMLAH	340.465	341.994	343.303	344.082	345.687	346.803	347.893	348.715	349.620	350.287	351.023

Tabel II.3.3
 PROYEKSI PENDUDUK
 MENURUT JENIS KELAMIN DAN KELOMPOK UMUR
 TAHUN 2010 - 2020

KELOMPOK UMUR	TRENGGALEK										
	2010	2011	2012	2013	2014	2015	2016	2017	2018	2019	2020
(1)	(2)	(3)	(4)	(5)	(6)	(7)	(8)	(9)	(10)	(11)	(12)
0-4	49.681	49.159	48.514	47.800	47.168	46.443	45.740	45.061	44.423	43.805	43.226
5-9	50.238	49.890	49.608	49.332	49.071	48.715	48.186	47.541	46.886	46.220	45.497
10-14	53.454	53.163	52.709	52.076	51.557	51.140	50.764	50.460	50.224	49.907	49.530
15-19	51.153	51.253	51.388	51.420	51.417	51.258	50.957	50.500	49.930	49.373	48.951
20-24	45.303	45.117	45.072	45.056	45.142	45.171	45.258	45.377	45.456	45.414	45.267
25-29	48.360	47.710	46.950	46.181	45.644	45.306	45.119	45.080	45.124	45.185	45.226
30-34	48.417	47.900	47.453	46.926	46.432	45.753	45.120	44.384	43.693	43.140	42.807
35-39	52.402	52.209	51.903	51.538	51.191	50.879	50.313	49.822	49.307	48.733	48.003
40-44	55.807	56.086	56.195	56.100	55.966	55.687	55.463	55.120	54.780	54.357	54.012
45-49	50.632	51.405	52.144	52.767	53.350	53.743	54.000	54.094	54.058	53.884	53.607
50-54	43.954	45.366	46.568	47.581	48.598	49.574	50.330	51.053	51.724	52.259	52.641
55-59	35.425	36.973	38.607	40.202	41.748	43.080	44.474	45.662	46.722	47.696	48.660
60-64	27.070	27.954	29.019	30.221	31.606	33.083	34.542	36.083	37.634	39.069	40.329
65-69	22.384	22.737	23.088	23.486	24.067	24.828	25.660	26.654	27.801	29.071	30.448
70-74	17.769	18.082	18.404	18.707	19.023	19.313	19.647	19.981	20.378	20.897	21.581
75+	23.535	23.788	24.084	24.398	24.801	25.227	25.722	26.232	26.762	27.285	27.815
JUMLAH	675.584	678.792	681.706	683.791	686.781	689.200	691.295	693.104	694.902	696.295	697.600

Tabel II.4.1
 PROYEKSI PENDUDUK
 MENURUT JENIS KELAMIN DAN KELOMPOK UMUR
 TAHUN 2010 - 2020

TULUNGAGUNG

LAKI-LAKI

KELOMPOK UMUR	2010	2011	2012	2013	2014	2015	2016	2017	2018	2019	2020
(1)	(2)	(3)	(4)	(5)	(6)	(7)	(8)	(9)	(10)	(11)	(12)
0-4	42.455	42.052	41.565	41.035	40.525	39.943	39.445	38.961	38.509	38.064	37.654
5-9	41.424	41.249	41.114	41.059	40.928	40.744	40.346	39.874	39.365	38.859	38.301
10-14	41.058	40.981	40.732	40.357	40.014	39.790	39.610	39.472	39.418	39.272	39.090
15-19	35.902	36.174	36.485	36.755	36.911	36.939	36.856	36.621	36.278	35.947	35.739
20-24	32.048	32.046	32.139	32.303	32.493	32.670	32.919	33.208	33.458	33.588	33.613
25-29	34.818	34.485	34.093	33.724	33.478	33.356	33.360	33.472	33.663	33.865	34.068
30-34	36.453	36.078	35.762	35.429	35.114	34.713	34.371	33.975	33.605	33.344	33.224
35-39	36.919	36.878	36.736	36.574	36.315	36.105	35.718	35.395	35.058	34.724	34.321
40-44	37.586	37.908	38.116	38.222	38.225	38.130	38.073	37.917	37.748	37.460	37.240
45-49	34.733	35.263	35.824	36.378	36.861	37.236	37.549	37.755	37.862	37.851	37.760
50-54	28.950	29.706	30.341	30.909	31.467	32.058	32.549	33.070	33.589	34.031	34.384
55-59	24.615	25.789	26.890	27.906	28.821	29.626	30.408	31.070	31.667	32.242	32.860
60-64	17.640	18.412	19.387	20.484	21.583	22.609	23.697	24.721	25.675	26.521	27.278
65-69	14.820	15.191	15.517	15.903	16.469	17.283	18.057	19.032	20.127	21.218	22.245
70-74	10.809	11.094	11.409	11.727	12.020	12.274	12.603	12.897	13.244	13.739	14.444
75+	12.670	12.926	13.212	13.522	13.859	14.222	14.630	15.076	15.538	15.977	16.400
JUMLAH	482.900	486.232	489.322	492.287	495.083	497.698	500.191	502.516	504.804	506.702	508.621

Tabel II.4.2
PROYEKSI PENDUDUK
MENURUT JENIS KELAMIN DAN KELOMPOK UMUR
TAHUN 2010 - 2020

TULUNGAGUNG

PEREMPUAN

KELOMPOK UMUR	2010	2011	2012	2013	2014	2015	2016	2017	2018	2019	2020
(1)	(2)	(3)	(4)	(5)	(6)	(7)	(8)	(9)	(10)	(11)	(12)
0-4	40.138	39.883	39.507	39.046	38.734	38.293	37.815	37.366	36.936	36.529	36.146
5-9	39.711	39.529	39.419	39.227	39.175	38.977	38.720	38.353	37.986	37.597	37.160
10-14	39.521	39.366	39.136	38.751	38.540	38.325	38.139	38.031	37.924	37.787	37.590
15-19	35.891	35.945	36.012	35.968	36.027	35.960	35.807	35.593	35.308	35.029	34.818
20-24	34.779	34.679	34.693	34.673	34.812	34.850	34.911	34.992	35.039	35.029	34.962
25-29	38.777	38.306	37.723	37.096	36.731	36.506	36.399	36.424	36.487	36.567	36.613
30-34	40.578	40.328	40.127	39.805	39.555	39.050	38.563	37.972	37.409	36.956	36.719
35-39	41.336	41.291	41.179	40.985	40.956	40.887	40.620	40.412	40.163	39.820	39.302
40-44	41.315	41.591	41.745	41.706	41.752	41.648	41.595	41.484	41.370	41.255	41.184
45-49	36.818	37.567	38.247	38.766	39.344	39.721	39.982	40.132	40.177	40.143	40.038
50-54	29.507	30.783	31.915	32.862	33.864	34.752	35.460	36.112	36.684	37.158	37.517
55-59	24.644	25.756	27.075	28.428	29.854	31.076	32.424	33.625	34.700	35.691	36.630
60-64	17.907	18.392	18.921	19.509	20.368	21.415	22.389	23.557	24.811	26.029	27.112
65-69	16.370	16.573	16.822	17.075	17.428	17.775	18.272	18.810	19.448	20.273	21.328
70-74	13.066	13.262	13.448	13.601	13.814	14.019	14.217	14.455	14.727	15.018	15.333
75+	19.059	19.224	19.420	19.626	19.937	20.238	20.597	20.956	21.317	21.701	22.109
JUMLAH	509.417	512.475	515.389	517.124	520.891	523.492	525.910	528.274	530.486	532.582	534.561

Tabel II.4.3
 PROYEKSI PENDUDUK
 MENURUT JENIS KELAMIN DAN KELOMPOK UMUR
 TAHUN 2010 - 2020

TULUNGAGUNG

LAKI-LAKI + PEREMPUAN

KELOMPOK UMUR	2010	2011	2012	2013	2014	2015	2016	2017	2018	2019	2020
(1)	(2)	(3)	(4)	(5)	(6)	(7)	(8)	(9)	(10)	(11)	(12)
0- 4	82.593	81.935	81.072	80.081	79.259	78.236	77.260	76.327	75.445	74.593	73.800
5- 9	81.135	80.778	80.533	80.286	80.103	79.721	79.066	78.227	77.351	76.456	75.461
10-14	80.579	80.347	79.868	79.108	78.554	78.115	77.749	77.503	77.342	77.059	76.680
15-19	71.793	72.119	72.497	72.723	72.938	72.899	72.663	72.214	71.586	70.976	70.557
20-24	66.827	66.725	66.832	66.976	67.305	67.520	67.830	68.200	68.497	68.617	68.575
25-29	73.595	72.791	71.816	70.820	70.209	69.862	69.759	69.896	70.150	70.432	70.681
30-34	77.031	76.406	75.889	75.234	74.669	73.763	72.934	71.947	71.014	70.300	69.943
35-39	78.255	78.169	77.915	77.559	77.271	76.992	76.338	75.807	75.221	74.544	73.623
40-44	78.901	79.499	79.861	79.928	79.977	79.778	79.668	79.401	79.118	78.715	78.424
45-49	71.551	72.830	74.071	75.144	76.205	76.957	77.531	77.887	78.039	77.994	77.798
50-54	58.457	60.489	62.256	63.771	65.331	66.810	68.009	69.182	70.273	71.189	71.901
55-59	49.259	51.545	53.965	56.334	58.675	60.702	62.832	64.695	66.367	67.933	69.490
60-64	35.547	36.804	38.308	39.993	41.951	44.024	46.086	48.278	50.486	52.550	54.390
65-69	31.190	31.764	32.339	32.978	33.897	35.058	36.329	37.842	39.575	41.491	43.573
70-74	23.875	24.356	24.857	25.328	25.834	26.293	26.820	27.352	27.971	28.757	29.777
75+	31.729	32.150	32.632	33.148	33.796	34.460	35.227	36.032	36.855	37.678	38.509
JUMLAH	992.317	998.707	1.004.711	1.009.411	1.015.974	1.021.190	1.026.101	1.030.790	1.035.290	1.039.284	1.043.182

Tabel II.5.1
PROYEKSI PENDUDUK
MENURUT JENIS KELAMIN DAN KELOMPOK UMUR
TAHUN 2010 - 2020

BLITAR

LAKI-LAKI

KELOMPOK UMUR	2010	2011	2012	2013	2014	2015	2016	2017	2018	2019	2020
(1)	(2)	(3)	(4)	(5)	(6)	(7)	(8)	(9)	(10)	(11)	(12)
0- 4	47.881	47.353	46.726	46.064	45.428	44.705	44.067	43.464	42.882	42.318	41.798
5- 9	45.858	45.594	45.368	45.245	45.035	44.762	44.246	43.662	43.029	42.409	41.732
10-14	46.160	46.002	45.645	45.164	44.713	44.394	44.115	43.897	43.755	43.523	43.253
15-19	41.606	41.854	42.145	42.396	42.516	42.479	42.310	41.977	41.512	41.065	40.763
20-24	37.281	37.219	37.266	37.403	37.572	37.714	37.934	38.210	38.431	38.518	38.485
25-29	40.039	39.597	39.080	38.601	38.266	38.066	38.003	38.073	38.222	38.390	38.561
30-34	40.407	39.929	39.514	39.090	38.687	38.184	37.742	37.252	36.780	36.437	36.244
35-39	42.699	42.585	42.349	42.104	41.747	41.439	40.922	40.491	40.035	39.589	39.067
40-44	42.910	43.212	43.377	43.434	43.376	43.199	43.060	42.820	42.552	42.160	41.844
45-49	39.944	40.491	41.066	41.641	42.136	42.496	42.778	42.949	42.993	42.912	42.742
50-54	34.927	35.783	36.488	37.119	37.736	38.382	38.901	39.466	40.013	40.474	40.829
55-59	30.220	31.610	32.903	34.098	35.165	36.092	36.979	37.728	38.385	39.017	39.702
60-64	21.094	21.983	23.108	24.380	25.651	26.829	28.070	29.242	30.313	31.263	32.105
65-69	17.787	18.202	18.563	18.999	19.646	20.583	21.468	22.595	23.850	25.102	26.277
70-74	13.395	13.727	14.093	14.468	14.806	15.094	15.472	15.810	16.208	16.785	17.619
75+	17.314	17.638	17.998	18.390	18.823	19.289	19.810	20.379	20.965	21.519	22.054
JUMLAH	559.522	562.779	565.689	568.596	571.303	573.707	575.877	578.015	579.925	581.481	583.075

Tabel II.5.2
PROYEKSI PENDUDUK
MENURUT JENIS KELAMIN DAN KELOMPOK UMUR
TAHUN 2010 - 2020

	BLITAR											PEREMPUAN
	KELOMPOK UMUR	2010	2011	2012	2013	2014	2015	2016	2017	2018	2019	2020
	(1)	(2)	(3)	(4)	(5)	(6)	(7)	(8)	(9)	(10)	(11)	(12)
0-4	44.793	44.425	43.945	43.528	42.938	42.371	41.782	41.212	40.665	40.145	39.656	
5-9	43.877	43.593	43.411	43.291	42.994	42.698	42.352	41.879	41.403	40.904	40.361	
10-14	44.928	44.666	44.345	43.998	43.518	43.194	42.922	42.723	42.531	42.301	42.008	
15-19	38.930	38.907	38.916	38.943	38.781	38.637	38.411	38.115	37.744	37.380	37.089	
20-24	35.197	35.022	34.982	35.024	34.959	34.926	34.919	34.922	34.890	34.806	34.672	
25-29	40.140	39.570	38.907	38.328	37.736	37.433	37.261	37.217	37.206	37.211	37.184	
30-34	40.372	40.054	39.809	39.573	39.115	38.544	38.000	37.343	36.718	36.196	35.902	
35-39	43.431	43.302	43.127	43.009	42.754	42.617	42.284	42.002	41.676	41.247	40.637	
40-44	43.592	43.795	43.893	43.936	43.746	43.558	43.436	43.247	43.055	42.867	42.727	
45-49	41.373	42.137	42.841	43.507	43.916	44.258	44.480	44.567	44.540	44.420	44.229	
50-54	33.965	35.383	36.645	37.814	38.765	39.719	40.471	41.146	41.726	42.188	42.520	
55-59	29.115	30.371	31.888	33.559	35.061	36.434	37.970	39.318	40.515	41.603	42.631	
60-64	21.480	22.021	22.624	23.378	24.275	25.472	26.593	27.927	29.365	30.749	31.971	
65-69	19.567	19.774	20.041	20.381	20.690	21.065	21.617	22.213	22.929	23.856	25.054	
70-74	15.314	15.511	15.700	15.899	16.060	16.269	16.467	16.710	16.987	17.287	17.604	
75+	23.323	23.465	23.660	23.937	24.182	24.494	24.868	25.247	25.625	26.036	26.469	
JUMLAH	559.397	561.996	564.734	568.105	569.490	571.689	573.833	575.788	577.575	579.196	580.714	

Tabel II.5.3
PROYEKSI PENDUDUK
MENURUT JENIS KELAMIN DAN KELOMPOK UMUR
TAHUN 2010 - 2020

BLITAR

LAKI-LAKI + PEREMPUAN

KELOMPOK UMUR	2010	2011	2012	2013	2014	2015	2016	2017	2018	2019	2020
(1)	(2)	(3)	(4)	(5)	(6)	(7)	(8)	(9)	(10)	(11)	(12)
0-4	92.674	91.778	90.671	89.592	88.366	87.076	85.849	84.676	83.547	82.463	81.454
5-9	89.735	89.187	88.779	88.536	88.029	87.460	86.598	85.541	84.432	83.313	82.093
10-14	91.088	90.668	89.990	89.162	88.231	87.588	87.037	86.620	86.286	85.824	85.261
15-19	80.536	80.761	81.061	81.339	81.297	81.116	80.721	80.092	79.256	78.445	77.852
20-24	72.478	72.241	72.248	72.427	72.531	72.640	72.853	73.132	73.321	73.324	73.157
25-29	80.179	79.167	77.987	76.929	76.002	75.499	75.264	75.290	75.428	75.601	75.745
30-34	80.779	79.983	79.323	78.663	77.802	76.728	75.742	74.595	73.498	72.633	72.146
35-39	86.130	85.887	85.476	85.113	84.501	84.056	83.206	82.493	81.711	80.836	79.704
40-44	86.502	87.007	87.270	87.370	87.122	86.757	86.496	86.067	85.607	85.027	84.571
45-49	81.317	82.628	83.907	85.148	86.052	86.754	87.258	87.516	87.533	87.332	86.971
50-54	68.892	71.166	73.133	74.933	76.501	78.101	79.372	80.612	81.739	82.662	83.349
55-59	59.335	61.981	64.791	67.657	70.226	72.526	74.949	77.046	78.900	80.620	82.333
60-64	42.574	44.004	45.732	47.758	49.926	52.301	54.663	57.169	59.678	62.012	64.076
65-69	37.354	37.976	38.604	39.380	40.336	41.648	43.085	44.808	46.779	48.958	51.331
70-74	28.709	29.238	29.793	30.367	30.866	31.363	31.939	32.520	33.195	34.072	35.223
75+	40.637	41.103	41.658	42.327	43.005	43.783	44.678	45.626	46.590	47.555	48.523
JUMLAH	1.118.919	1.124.775	1.130.423	1.136.701	1.140.793	1.145.396	1.149.710	1.153.803	1.157.500	1.160.677	1.163.789

Tabel II.6.1
 PROYEKSI PENDUDUK
 MENURUT JENIS KELAMIN DAN KELOMPOK UMUR
 TAHUN 2010 - 2020

KEDIRI

LAKI-LAKI

KELOMPOK UMUR	2010	2011	2012	2013	2014	2015	2016	2017	2018	2019	2020
(1)	(2)	(3)	(4)	(5)	(6)	(7)	(8)	(9)	(10)	(11)	(12)
0-4	67.185	66.588	65.877	65.003	64.325	63.463	62.719	61.992	61.314	60.673	60.063
5-9	64.403	64.171	64.021	63.902	63.826	63.600	63.031	62.332	61.578	60.855	60.021
10-14	63.632	63.551	63.223	62.611	62.202	61.915	61.684	61.508	61.463	61.304	61.064
15-19	58.984	59.466	60.035	60.445	60.824	60.930	60.841	60.493	59.967	59.486	59.182
20-24	55.305	55.335	55.547	55.801	56.246	56.606	57.082	57.619	58.093	58.383	58.468
25-29	59.573	59.042	58.423	57.758	57.456	57.303	57.354	57.583	57.950	58.363	58.756
30-34	59.591	59.015	58.552	57.976	57.577	56.976	56.461	55.844	55.272	54.904	54.743
35-39	58.822	58.791	58.619	58.330	58.035	57.755	57.182	56.700	56.198	55.725	55.118
40-44	58.243	58.779	59.158	59.289	59.413	59.325	59.284	59.081	58.853	58.470	58.167
45-49	52.616	53.453	54.352	55.162	56.011	56.638	57.158	57.508	57.706	57.758	57.658
50-54	44.132	45.312	46.324	47.167	48.116	49.066	49.858	50.688	51.517	52.255	52.834
55-59	34.621	36.294	37.876	39.287	40.657	41.836	42.974	43.937	44.812	45.674	46.583
60-64	25.384	26.508	27.940	29.502	31.150	32.664	34.263	35.768	37.168	38.439	39.563
65-69	20.158	20.675	21.139	21.654	22.469	23.602	24.679	26.030	27.545	29.070	30.500
70-74	14.163	14.545	14.972	15.383	15.797	16.145	16.594	16.990	17.461	18.133	19.076
75+	16.314	16.649	17.033	17.426	17.902	18.388	18.933	19.516	20.126	20.718	21.281
JUMLAH	753.126	758.174	763.091	766.696	772.006	776.212	780.097	783.589	787.023	790.210	793.077

Tabel II.6.2
 PROYEKSI PENDUDUK
 MENURUT JENIS KELAMIN DAN KELOMPOK UMUR
 TAHUN 2010 - 2020

KELOMPOK UMUR	KEDIRI										
	2010	2011	2012	2013	2014	2015	2016	2017	2018	2019	2020
(1)	(2)	(3)	(4)	(5)	(6)	(7)	(8)	(9)	(10)	(11)	(12)
0-4	64.368	63.977	63.404	62.901	62.220	61.529	60.796	60.105	59.444	58.809	58.228
5-9	61.692	61.430	61.287	61.222	60.966	60.677	60.309	59.770	59.228	58.644	57.999
10-14	60.104	59.885	59.566	59.203	58.713	58.402	58.152	58.019	57.886	57.698	57.426
15-19	54.410	54.497	54.608	54.739	54.658	54.562	54.358	54.061	53.657	53.254	52.965
20-24	52.425	52.279	52.320	52.469	52.517	52.574	52.676	52.801	52.875	52.861	52.779
25-29	58.071	57.372	56.517	55.765	55.046	54.717	54.578	54.633	54.738	54.863	54.947
30-34	57.944	57.618	57.377	57.136	56.626	55.916	55.238	54.408	53.614	52.969	52.651
35-39	59.040	58.995	58.868	58.807	58.619	58.559	58.223	57.967	57.650	57.184	56.466
40-44	59.644	60.056	60.303	60.462	60.367	60.236	60.194	60.067	59.938	59.806	59.746
45-49	54.407	55.532	56.572	57.546	58.245	58.822	59.241	59.495	59.596	59.562	59.446
50-54	43.237	45.137	46.834	48.407	49.759	51.092	52.165	53.157	54.029	54.744	55.305
55-59	33.665	35.195	37.020	39.022	40.878	42.568	44.453	46.136	47.644	49.031	50.359
60-64	25.606	26.310	27.076	28.025	29.172	30.677	32.093	33.785	35.609	37.370	38.950
65-69	22.478	22.766	23.121	23.551	23.980	24.468	25.169	25.923	26.821	27.970	29.440
70-74	17.460	17.732	17.990	18.257	18.502	18.787	19.062	19.396	19.768	20.173	20.615
75+	25.418	25.655	25.941	26.296	26.655	27.085	27.581	28.080	28.593	29.124	29.693
JUMLAH	749.969	754.436	758.804	763.808	766.923	770.671	774.288	777.803	781.090	784.062	787.015

Tabel II.6.3
 PROYEKSI PENDUDUK
 MENURUT JENIS KELAMIN DAN KELOMPOK UMUR
 TAHUN 2010 - 2020

KEDIRI

LAKI-LAKI + PEREMPUAN

KELOMPOK UMUR	2010	2011	2012	2013	2014	2015	2016	2017	2018	2019	2020
(1)	(2)	(3)	(4)	(5)	(6)	(7)	(8)	(9)	(10)	(11)	(12)
0-4	131.553	130.565	129.281	127.904	126.545	124.992	123.515	122.097	120.758	119.482	118.291
5-9	126.095	125.601	125.308	125.124	124.792	124.277	123.340	122.102	120.806	119.499	118.020
10-14	123.736	123.436	122.789	121.814	120.915	120.317	119.836	119.527	119.349	119.002	118.490
15-19	113.394	113.963	114.643	115.184	115.482	115.492	115.199	114.554	113.624	112.740	112.147
20-24	107.730	107.614	107.867	108.270	108.763	109.180	109.758	110.420	110.968	111.244	111.247
25-29	117.644	116.414	114.940	113.523	112.502	112.020	111.932	112.216	112.688	113.226	113.703
30-34	117.535	116.633	115.929	115.112	114.203	112.892	111.699	110.252	108.886	107.873	107.394
35-39	117.862	117.786	117.487	117.137	116.654	116.314	115.405	114.667	113.848	112.909	111.584
40-44	117.887	118.835	119.461	119.751	119.780	119.561	119.478	119.148	118.791	118.276	117.913
45-49	107.023	108.985	110.924	112.708	114.256	115.460	116.399	117.003	117.302	117.320	117.104
50-54	87.369	90.449	93.158	95.574	97.875	100.158	102.023	103.845	105.546	106.999	108.139
55-59	68.286	71.489	74.896	78.309	81.535	84.404	87.427	90.073	92.456	94.705	96.942
60-64	50.990	52.818	55.016	57.527	60.322	63.341	66.356	69.553	72.777	75.809	78.513
65-69	42.636	43.441	44.260	45.205	46.449	48.070	49.848	51.953	54.366	57.040	59.940
70-74	31.623	32.277	32.962	33.640	34.299	34.932	35.656	36.386	37.229	38.306	39.691
75+	41.732	42.304	42.974	43.722	44.557	45.473	46.514	47.596	48.719	49.842	50.974
JUMLAH	1.503.095	1.512.610	1.521.895	1.530.504	1.538.929	1.546.883	1.554.385	1.561.392	1.568.113	1.574.272	1.580.092

Tabel II.7.1
 PROYEKSI PENDUDUK
 MENURUT JENIS KELAMIN DAN KELOMPOK UMUR
 TAHUN 2010 - 2020

MALANG

LAKI-LAKI

KELOMPOK UMUR	2010	2011	2012	2013	2014	2015	2016	2017	2018	2019	2020
(1)	(2)	(3)	(4)	(5)	(6)	(7)	(8)	(9)	(10)	(11)	(12)
0- 4	105.123	104.377	103.413	102.349	101.329	100.131	99.111	98.147	97.232	96.369	95.559
5- 9	102.261	102.081	101.985	102.103	102.030	101.832	101.077	100.144	99.094	98.089	96.907
10-14	104.257	104.312	103.926	103.231	102.602	102.292	102.070	101.971	102.062	101.963	101.732
15-19	97.600	98.580	99.665	100.649	101.327	101.668	101.678	101.286	100.568	99.921	99.577
20-24	98.292	98.526	99.046	99.801	100.640	101.447	102.461	103.618	104.642	105.335	105.662
25-29	98.949	98.248	97.358	96.543	96.079	95.976	96.213	96.778	97.553	98.408	99.235
30-34	100.723	99.930	99.288	98.609	97.974	97.106	96.379	95.505	94.681	94.204	94.082
35-39	95.472	95.596	95.452	95.271	94.830	94.525	93.732	93.117	92.444	91.812	90.961
40-44	92.923	93.950	94.691	95.188	95.431	95.442	95.525	95.374	95.163	94.697	94.361
45-49	84.404	85.904	87.474	89.049	90.457	91.612	92.601	93.341	93.818	94.051	94.047
50-54	73.697	75.808	77.612	79.266	80.893	82.623	84.088	85.649	87.194	88.582	89.712
55-59	56.831	59.686	62.379	64.898	67.188	69.248	71.244	72.978	74.553	76.110	77.750
60-64	39.955	41.802	44.123	46.731	49.361	51.842	54.468	56.965	59.292	61.418	63.320
65-69	32.195	33.082	33.875	34.803	36.130	38.012	39.809	42.066	44.587	47.133	49.533
70-74	22.992	23.656	24.385	25.131	25.817	26.431	27.207	27.912	28.730	29.882	31.490
75+	24.920	25.484	26.108	26.792	27.525	28.324	29.204	30.166	31.158	32.126	33.056
JUMLAH	1.230.594	1.241.022	1.250.780	1.260.414	1.269.613	1.278.511	1.286.867	1.295.017	1.302.771	1.310.100	1.316.984

Tabel II.7.2
 PROYEKSI PENDUDUK
 MENURUT JENIS KELAMIN DAN KELOMPOK UMUR
 TAHUN 2010 - 2020

MALANG

PEREMPUAN

KELOMPOK UMUR	2010	2011	2012	2013	2014	2015	2016	2017	2018	2019	2020
(1)	(2)	(3)	(4)	(5)	(6)	(7)	(8)	(9)	(10)	(11)	(12)
0- 4	100.543	100.133	99.402	98.619	97.873	96.962	95.970	95.027	94.136	93.294	92.514
5- 9	98.958	98.730	98.669	98.569	98.484	98.193	97.760	97.041	96.317	95.527	94.622
10-14	100.304	100.141	99.773	99.164	98.675	98.330	98.072	98.002	97.939	97.789	97.485
15-19	92.758	93.094	93.455	93.683	93.872	93.881	93.689	93.325	92.780	92.241	91.884
20-24	90.879	90.798	91.019	91.269	91.662	91.920	92.242	92.601	92.872	93.001	93.000
25-29	95.739	94.770	93.513	92.268	91.384	91.002	90.921	91.158	91.480	91.847	92.126
30-34	96.831	96.481	96.242	95.844	95.304	94.275	93.291	92.031	90.834	89.892	89.495
35-39	95.162	95.275	95.234	95.141	95.156	95.223	94.839	94.578	94.211	93.613	92.585
40-44	93.990	94.825	95.377	95.637	95.798	95.761	95.854	95.807	95.758	95.712	95.772
45-49	86.647	88.615	90.426	91.992	93.415	94.511	95.342	95.904	96.221	96.336	96.295
50-54	70.413	73.667	76.580	79.168	81.661	84.005	85.920	87.694	89.278	90.617	91.690
55-59	53.088	55.607	58.598	61.789	64.963	67.786	70.926	73.748	76.302	78.674	80.945
60-64	42.119	43.378	44.737	46.330	48.404	50.992	53.433	56.331	59.449	62.474	65.200
65-69	37.226	37.784	38.439	39.172	40.020	40.933	42.184	43.541	45.141	47.165	49.722
70-74	28.730	29.237	29.713	30.166	30.671	31.194	31.710	32.315	32.994	33.732	34.531
75+	38.016	38.433	38.921	39.473	40.132	40.836	41.655	42.476	43.312	44.190	45.125
JUMLAH	1.221.403	1.230.968	1.240.098	1.248.284	1.257.474	1.265.804	1.273.808	1.281.579	1.289.024	1.296.104	1.302.991

Tabel II.7.3
 PROYEKSI PENDUDUK
 MENURUT JENIS KELAMIN DAN KELOMPOK UMUR
 TAHUN 2010 - 2020

MALANG

LAKI-LAKI + PEREMPUAN

KELOMPOK UMUR	2010	2011	2012	2013	2014	2015	2016	2017	2018	2019	2020
(1)	(2)	(3)	(4)	(5)	(6)	(7)	(8)	(9)	(10)	(11)	(12)
0-4	205.666	204.510	202.815	200.968	199.202	197.093	195.081	193.174	191.368	189.663	188.073
5-9	201.219	200.811	200.654	200.672	200.514	200.025	198.837	197.185	195.411	193.616	191.529
10-14	204.561	204.453	203.699	202.395	201.277	200.622	200.142	199.973	200.001	199.752	199.217
15-19	190.358	191.674	193.120	194.332	195.199	195.549	195.367	194.611	193.348	192.162	191.461
20-24	189.171	189.324	190.065	191.070	192.302	193.367	194.703	196.219	197.514	198.336	198.662
25-29	194.688	193.018	190.871	188.811	187.463	186.978	187.134	187.936	189.033	190.255	191.361
30-34	197.554	196.411	195.530	194.453	193.278	191.381	189.670	187.536	185.515	184.096	183.577
35-39	190.634	190.871	190.686	190.412	189.986	189.748	188.571	187.695	186.655	185.425	183.546
40-44	186.913	188.775	190.068	190.825	191.229	191.203	191.379	191.181	190.921	190.409	190.133
45-49	171.051	174.519	177.900	181.041	183.872	186.123	187.943	189.245	190.039	190.387	190.342
50-54	144.110	149.475	154.192	158.434	162.554	166.628	170.008	173.343	176.472	179.199	181.402
55-59	109.919	115.293	120.977	126.687	132.151	137.034	142.170	146.726	150.855	154.784	158.695
60-64	82.074	85.180	88.860	93.061	97.765	102.834	107.901	113.296	118.741	123.892	128.520
65-69	69.421	70.866	72.314	73.975	76.150	78.945	81.993	85.607	89.728	94.298	99.255
70-74	51.722	52.893	54.098	55.297	56.488	57.625	58.917	60.227	61.724	63.614	66.021
75+	62.936	63.917	65.029	66.265	67.657	69.160	70.859	72.642	74.470	76.316	78.181
JUMLAH	2.451.997	2.471.990	2.490.878	2.508.698	2.527.087	2.544.315	2.560.675	2.576.596	2.591.795	2.606.204	2.619.975

Tabel II.8.1
PROYEKSI PENDUDUK
MENURUT JENIS KELAMIN DAN KELOMPOK UMUR
TAHUN 2010 - 2020

LUMAJANG

LAKI-LAKI

KELOMPOK UMUR	2010	2011	2012	2013	2014	2015	2016	2017	2018	2019	2020
(1)	(2)	(3)	(4)	(5)	(6)	(7)	(8)	(9)	(10)	(11)	(12)
0-4	40.484	40.033	39.503	38.945	38.409	37.816	37.294	36.790	36.322	35.869	35.444
5-9	41.698	41.452	41.248	41.135	40.948	40.719	40.269	39.744	39.193	38.655	38.056
10-14	42.713	42.561	42.233	41.785	41.374	41.097	40.857	40.662	40.559	40.373	40.141
15-19	38.387	38.613	38.884	39.114	39.227	39.212	39.074	38.772	38.368	37.982	37.719
20-24	35.795	35.732	35.779	35.909	36.074	36.229	36.457	36.727	36.964	37.075	37.059
25-29	35.870	35.468	35.008	34.578	34.281	34.117	34.076	34.145	34.303	34.478	34.645
30-34	37.367	36.921	36.537	36.147	35.776	35.327	34.935	34.485	34.072	33.778	33.616
35-39	38.553	38.446	38.235	38.014	37.693	37.434	36.984	36.601	36.212	35.834	35.378
40-44	37.262	37.518	37.664	37.714	37.665	37.531	37.426	37.224	37.014	36.701	36.442
45-49	35.794	36.281	36.797	37.312	37.758	38.099	38.369	38.528	38.594	38.549	38.413
50-54	31.871	32.648	33.293	33.868	34.432	35.039	35.530	36.051	36.577	37.024	37.365
55-59	25.773	26.956	28.060	29.078	29.991	30.796	31.569	32.212	32.796	33.359	33.959
60-64	19.148	19.952	20.974	22.129	23.285	24.364	25.505	26.571	27.565	28.448	29.227
65-69	13.572	13.888	14.163	14.495	14.992	15.714	16.397	17.259	18.232	19.203	20.111
70-74	8.833	9.052	9.293	9.539	9.762	9.959	10.214	10.437	10.707	11.095	11.652
75+	8.496	8.657	8.828	9.025	9.237	9.467	9.726	10.011	10.303	10.587	10.856
JUMLAH	491.616	494.178	496.499	498.787	500.904	502.920	504.682	506.219	507.781	509.010	510.083

Tabel II.8.2
 PROYEKSI PENDUDUK
 MENURUT JENIS KELAMIN DAN KELOMPOK UMUR
 TAHUN 2010 - 2020

LUMAJANG

PEREMPUAN

KELOMPOK UMUR	2010	2011	2012	2013	2014	2015	2016	2017	2018	2019	2020
(1)	(2)	(3)	(4)	(5)	(6)	(7)	(8)	(9)	(10)	(11)	(12)
0- 4	38.488	38.174	37.742	37.430	36.871	36.377	35.867	35.375	34.905	34.466	34.054
5- 9	39.796	39.544	39.358	39.302	38.974	38.700	38.383	37.952	37.519	37.078	36.594
10-14	41.002	40.767	40.452	40.192	39.693	39.391	39.140	38.956	38.777	38.577	38.318
15-19	37.419	37.403	37.396	37.478	37.276	37.130	36.911	36.625	36.266	35.923	35.655
20-24	37.636	37.458	37.400	37.498	37.391	37.356	37.358	37.376	37.352	37.279	37.154
25-29	39.128	38.583	37.922	37.409	36.790	36.495	36.331	36.289	36.282	36.305	36.297
30-34	40.432	40.112	39.840	39.643	39.135	38.562	38.017	37.367	36.745	36.241	35.957
35-39	41.866	41.743	41.552	41.486	41.183	41.039	40.709	40.432	40.112	39.711	39.135
40-44	41.418	41.621	41.694	41.787	41.557	41.372	41.255	41.070	40.887	40.708	40.580
45-49	38.921	39.637	40.278	40.954	41.286	41.602	41.811	41.893	41.867	41.767	41.599
50-54	32.636	33.986	35.168	36.325	37.181	38.083	38.796	39.439	39.992	40.447	40.780
55-59	25.755	26.868	28.192	29.699	30.977	32.179	33.523	34.705	35.751	36.717	37.633
60-64	20.222	20.739	21.305	22.052	22.870	23.995	25.046	26.302	27.646	28.949	30.102
65-69	16.291	16.472	16.693	17.000	17.246	17.578	18.052	18.567	19.181	19.974	20.978
70-74	11.700	11.861	12.011	12.191	12.310	12.470	12.632	12.825	13.047	13.297	13.572
75+	14.160	14.257	14.398	14.585	14.734	14.944	15.185	15.431	15.684	15.946	16.227
JUMLAH	516.870	519.225	521.401	525.031	525.474	527.273	529.016	530.604	532.013	533.385	534.635

Tabel II.8.3
PROYEKSI PENDUDUK
MENURUT JENIS KELAMIN DAN KELOMPOK UMUR
TAHUN 2010 - 2020

LUMAJANG

LAKI-LAKI + PEREMPUAN

KELOMPOK UMUR	2010	2011	2012	2013	2014	2015	2016	2017	2018	2019	2020
(1)	(2)	(3)	(4)	(5)	(6)	(7)	(8)	(9)	(10)	(11)	(12)
0- 4	78.972	78.207	77.245	76.375	75.280	74.193	73.161	72.165	71.227	70.335	69.498
5- 9	81.494	80.996	80.606	80.437	79.922	79.419	78.652	77.696	76.712	75.733	74.650
10-14	83.715	83.328	82.685	81.977	81.067	80.488	79.997	79.618	79.336	78.950	78.459
15-19	75.806	76.016	76.280	76.592	76.503	76.342	75.985	75.397	74.634	73.905	73.374
20-24	73.431	73.190	73.179	73.407	73.465	73.585	73.815	74.103	74.316	74.354	74.213
25-29	74.998	74.051	72.930	71.987	71.071	70.612	70.407	70.434	70.585	70.783	70.942
30-34	77.799	77.033	76.377	75.790	74.911	73.889	72.952	71.852	70.817	70.019	69.573
35-39	80.419	80.189	79.787	79.500	78.876	78.473	77.693	77.033	76.324	75.545	74.513
40-44	78.680	79.139	79.358	79.501	79.222	78.903	78.681	78.294	77.901	77.409	77.022
45-49	74.715	75.918	77.075	78.266	79.044	79.701	80.180	80.421	80.461	80.316	80.012
50-54	64.507	66.634	68.461	70.193	71.613	73.122	74.326	75.490	76.569	77.471	78.145
55-59	51.528	53.824	56.252	58.777	60.968	62.975	65.092	66.917	68.547	70.076	71.592
60-64	39.370	40.691	42.279	44.181	46.155	48.359	50.551	52.873	55.211	57.397	59.329
65-69	29.863	30.360	30.856	31.495	32.238	33.292	34.449	35.826	37.413	39.177	41.089
70-74	20.533	20.913	21.304	21.730	22.072	22.429	22.846	23.262	23.754	24.392	25.224
75+	22.656	22.914	23.226	23.610	23.971	24.411	24.911	25.442	25.987	26.533	27.083
JUMLAH	1.008.486	1.013.403	1.017.900	1.023.818	1.026.378	1.030.193	1.033.698	1.036.823	1.039.794	1.042.395	1.044.718

Tabel II.9.1
 PROYEKSI PENDUDUK
 MENURUT JENIS KELAMIN DAN KELOMPOK UMUR
 TAHUN 2010 - 2020

JEMBER

LAKI-LAKI

KELOMPOK UMUR	2010	2011	2012	2013	2014	2015	2016	2017	2018	2019	2020
(1)	(2)	(3)	(4)	(5)	(6)	(7)	(8)	(9)	(10)	(11)	(12)
0-4	99.481	98.581	97.495	96.146	95.170	93.866	92.760	91.698	90.697	89.748	88.866
5-9	101.097	100.719	100.447	100.202	100.113	99.728	98.828	97.745	96.564	95.432	94.149
10-14	101.635	101.490	100.932	99.898	99.273	98.784	98.408	98.143	98.072	97.820	97.459
15-19	94.195	94.951	95.826	96.427	97.058	97.197	97.050	96.509	95.669	94.902	94.441
20-24	89.601	89.636	89.949	90.311	91.054	91.608	92.372	93.253	94.024	94.494	94.655
25-29	85.623	84.848	83.930	82.929	82.517	82.270	82.339	82.679	83.208	83.802	84.386
30-34	84.473	83.642	82.959	82.097	81.554	80.676	79.943	79.079	78.272	77.751	77.541
35-39	90.077	90.017	89.722	89.231	88.804	88.348	87.464	86.740	85.973	85.250	84.340
40-44	85.558	86.333	86.860	87.003	87.208	87.053	86.987	86.699	86.368	85.806	85.381
45-49	78.313	79.548	80.859	82.017	83.301	84.205	84.975	85.505	85.803	85.878	85.754
50-54	68.332	70.151	71.693	72.956	74.443	75.888	77.109	78.404	79.688	80.829	81.745
55-59	54.989	57.639	60.132	62.336	64.525	66.374	68.177	69.714	71.104	72.473	73.930
60-64	44.046	45.991	48.458	51.138	54.006	56.614	59.382	62.000	64.429	66.630	68.597
65-69	29.044	29.786	30.444	31.167	32.350	33.970	35.518	37.466	39.647	41.845	43.913
70-74	21.104	21.672	22.300	22.899	23.521	24.033	24.700	25.294	25.995	26.994	28.407
75+	19.719	20.128	20.581	21.044	21.618	22.203	22.854	23.568	24.307	25.021	25.708
JUMLAH	1.147.287	1.155.132	1.162.587	1.167.801	1.176.515	1.182.817	1.188.866	1.194.496	1.199.820	1.204.675	1.209.272

Tabel II.9.2
 PROYEKSI PENDUDUK
 MENURUT JENIS KELAMIN DAN KELOMPOK UMUR
 TAHUN 2010 - 2020

JEMBER

PEREMPUAN

KELOMPOK UMUR	2010	2011	2012	2013	2014	2015	2016	2017	2018	2019	2020
(1)	(2)	(3)	(4)	(5)	(6)	(7)	(8)	(9)	(10)	(11)	(12)
0-4	95.238	94.680	93.839	93.158	92.096	91.079	89.992	88.947	87.952	87.031	86.157
5-9	96.805	96.413	96.195	96.160	95.701	95.252	94.672	93.808	92.939	92.036	91.010
10-14	100.418	100.078	99.550	99.000	98.129	97.616	97.196	96.952	96.717	96.420	95.958
15-19	96.137	96.339	96.577	96.891	96.734	96.588	96.233	95.687	94.952	94.250	93.727
20-24	93.390	93.163	93.251	93.580	93.650	93.782	93.987	94.225	94.369	94.385	94.239
25-29	90.461	89.401	88.084	86.973	85.832	85.338	85.128	85.209	85.373	85.601	85.737
30-34	91.360	90.846	90.450	90.096	89.257	88.150	87.093	85.787	84.539	83.559	83.064
35-39	95.256	95.201	94.998	94.946	94.592	94.486	93.933	93.494	92.957	92.219	91.058
40-44	89.528	90.167	90.543	90.838	90.653	90.460	90.392	90.184	89.972	89.784	89.681
45-49	81.026	82.717	84.267	85.771	86.768	87.635	88.255	88.617	88.751	88.718	88.528
50-54	68.189	71.189	73.857	76.374	78.462	80.564	82.250	83.795	85.155	86.297	87.172
55-59	52.913	55.326	58.199	61.394	64.282	66.949	69.912	72.550	74.913	77.110	79.193
60-64	45.164	46.421	47.782	49.499	51.506	54.167	56.663	59.632	62.831	65.941	68.713
65-69	34.874	35.341	35.899	36.598	37.267	38.070	39.180	40.385	41.814	43.630	45.916
70-74	27.400	27.839	28.252	28.696	29.078	29.528	29.970	30.491	31.081	31.735	32.450
75+	32.463	32.772	33.152	33.625	34.086	34.634	35.278	35.926	36.579	37.277	38.015
JUMLAH	1.190.622	1.197.893	1.204.895	1.213.599	1.218.093	1.224.298	1.230.134	1.235.689	1.240.894	1.245.993	1.250.618

Tabel II.9.3
 PROYEKSI PENDUDUK
 MENURUT JENIS KELAMIN DAN KELOMPOK UMUR
 TAHUN 2010 - 2020

JEMBER

LAKI-LAKI + PEREMPUAN

KELOMPOK UMUR	2010	2011	2012	2013	2014	2015	2016	2017	2018	2019	2020
(1)	(2)	(3)	(4)	(5)	(6)	(7)	(8)	(9)	(10)	(11)	(12)
0-4	194.719	193.261	191.334	189.304	187.266	184.945	182.752	180.645	178.649	176.779	175.023
5-9	197.902	197.132	196.642	196.362	195.814	194.980	193.500	191.553	189.503	187.468	185.159
10-14	202.053	201.568	200.482	198.898	197.402	196.400	195.604	195.095	194.789	194.240	193.417
15-19	190.332	191.290	192.403	193.318	193.792	193.785	193.283	192.196	190.621	189.152	188.168
20-24	182.991	182.799	183.200	183.891	184.704	185.390	186.359	187.478	188.393	188.879	188.894
25-29	176.084	174.249	172.014	169.902	168.349	167.608	167.467	167.888	168.581	169.403	170.123
30-34	175.833	174.488	173.409	172.193	170.811	168.826	167.036	164.866	162.811	161.310	160.605
35-39	185.333	185.218	184.720	184.177	183.396	182.834	181.397	180.234	178.930	177.469	175.398
40-44	175.086	176.500	177.403	177.841	177.861	177.513	177.379	176.883	176.340	175.590	175.062
45-49	159.339	162.265	165.126	167.788	170.069	171.840	173.230	174.122	174.554	174.596	174.282
50-54	136.521	141.340	145.550	149.330	152.905	156.452	159.359	162.199	164.843	167.126	168.917
55-59	107.902	112.965	118.331	123.730	128.807	133.323	138.089	142.264	146.017	149.583	153.123
60-64	89.210	92.412	96.240	100.637	105.512	110.781	116.045	121.632	127.260	132.571	137.310
65-69	63.918	65.127	66.343	67.765	69.617	72.040	74.698	77.851	81.461	85.475	89.829
70-74	48.504	49.511	50.552	51.595	52.599	53.561	54.670	55.785	57.076	58.729	60.857
75+	52.182	52.900	53.733	54.669	55.704	56.837	58.132	59.494	60.886	62.298	63.723
JUMLAH	2.337.909	2.353.025	2.367.482	2.381.400	2.394.608	2.407.115	2.419.000	2.430.185	2.440.714	2.450.668	2.459.890

Tabel II.10.1
PROYEKSI PENDUDUK
MENURUT JENIS KELAMIN DAN KELOMPOK UMUR
TAHUN 2010 - 2020

BANYUWANGI

LAKI-LAKI

KELOMPOK UMUR	2010	2011	2012	2013	2014	2015	2016	2017	2018	2019	2020
(1)	(2)	(3)	(4)	(5)	(6)	(7)	(8)	(9)	(10)	(11)	(12)
0-4	64.022	63.331	62.514	61.712	60.800	59.847	59.030	58.237	57.486	56.776	56.102
5-9	66.057	65.693	65.390	65.298	64.932	64.555	63.852	63.027	62.139	61.294	60.343
10-14	66.750	66.537	66.045	65.434	64.719	64.275	63.909	63.609	63.434	63.151	62.789
15-19	60.486	60.864	61.308	61.754	61.866	61.833	61.622	61.157	60.503	59.904	59.489
20-24	52.375	52.302	52.386	52.649	52.833	53.050	53.392	53.794	54.128	54.297	54.274
25-29	53.946	53.362	52.684	52.108	51.606	51.351	51.297	51.406	51.629	51.901	52.153
30-34	60.125	59.429	58.829	58.278	57.620	56.888	56.265	55.548	54.868	54.401	54.140
35-39	63.013	62.860	62.534	62.254	61.665	61.227	60.500	59.880	59.232	58.622	57.876
40-44	61.816	62.265	62.525	62.692	62.546	62.310	62.145	61.817	61.456	60.941	60.513
45-49	55.054	55.823	56.635	57.503	58.130	58.646	59.069	59.320	59.407	59.345	59.136
50-54	46.517	47.671	48.625	49.532	50.305	51.181	51.905	52.672	53.427	54.088	54.588
55-59	38.118	39.882	41.528	43.093	44.398	45.581	46.731	47.690	48.541	49.381	50.272
60-64	30.958	32.269	33.935	35.849	37.683	39.424	41.273	43.005	44.601	46.036	47.298
65-69	23.637	24.196	24.685	25.297	26.133	27.387	28.581	30.089	31.777	33.474	35.057
70-74	15.834	16.231	16.669	17.134	17.517	17.864	18.322	18.728	19.208	19.908	20.907
75+	15.781	16.080	16.409	16.797	17.171	17.599	18.083	18.612	19.149	19.676	20.176
JUMLAH	774.489	778.795	782.701	787.384	789.924	793.018	795.976	798.591	800.985	803.195	805.113

Tabel II.10.2
 PROYEKSI PENDUDUK
 MENURUT JENIS KELAMIN DAN KELOMPOK UMUR
 TAHUN 2010 - 2020

BANYUWANGI

PEREMPUAN

KELOMPOK UMUR	2010	2011	2012	2013	2014	2015	2016	2017	2018	2019	2020
(1)	(2)	(3)	(4)	(5)	(6)	(7)	(8)	(9)	(10)	(11)	(12)
0-4	60.622	60.146	59.498	58.848	58.152	57.398	56.607	55.843	55.118	54.425	53.771
5-9	63.286	62.903	62.641	62.385	62.064	61.651	61.161	60.484	59.817	59.109	58.334
10-14	63.739	63.393	62.936	62.364	61.789	61.340	60.964	60.693	60.434	60.121	59.709
15-19	57.748	57.743	57.758	57.724	57.594	57.386	57.066	56.629	56.095	55.565	55.144
20-24	51.080	50.848	50.793	50.786	50.789	50.752	50.756	50.772	50.746	50.638	50.456
25-29	55.155	54.399	53.491	52.628	51.904	51.498	51.274	51.219	51.223	51.244	51.219
30-34	62.088	61.622	61.239	60.796	60.192	59.325	58.499	57.502	56.559	55.777	55.332
35-39	64.514	64.349	64.089	63.833	63.562	63.368	62.884	62.472	62.001	61.381	60.483
40-44	63.634	63.960	64.102	64.085	63.914	63.652	63.487	63.217	62.955	62.692	62.498
45-49	56.696	57.764	58.732	59.573	60.229	60.708	61.025	61.155	61.135	60.984	60.733
50-54	46.555	48.502	50.223	51.754	53.137	54.451	55.486	56.417	57.228	57.877	58.343
55-59	36.705	38.306	40.216	42.270	44.238	45.982	47.927	49.636	51.162	52.551	53.859
60-64	32.240	33.074	33.985	35.082	36.490	38.300	39.991	42.005	44.171	46.257	48.097
65-69	26.512	26.807	27.170	27.600	28.070	28.592	29.354	30.173	31.157	32.430	34.061
70-74	19.631	19.900	20.153	20.398	20.647	20.920	21.192	21.512	21.884	22.290	22.729
75+	24.394	24.573	24.801	25.076	25.387	25.742	26.162	26.577	27.007	27.455	27.933
JUMLAH	784.599	788.289	791.827	795.202	798.158	801.065	803.835	806.306	808.692	810.796	812.701

Tabel II.10.3
PROYEKSI PENDUDUK
MENURUT JENIS KELAMIN DAN KELOMPOK UMUR
TAHUN 2010 - 2020

BANYUWANGI

LAKI-LAKI + PEREMPUAN

KELOMPOK UMUR	2010	2011	2012	2013	2014	2015	2016	2017	2018	2019	2020
(1)	(2)	(3)	(4)	(5)	(6)	(7)	(8)	(9)	(10)	(11)	(12)
0-4	124.644	123.477	122.012	120.560	118.952	117.245	115.637	114.080	112.604	111.201	109.873
5-9	129.343	128.596	128.031	127.683	126.996	126.206	125.013	123.511	121.956	120.403	118.677
10-14	130.489	129.930	128.981	127.798	126.508	125.615	124.873	124.302	123.868	123.272	122.498
15-19	118.234	118.607	119.066	119.478	119.460	119.219	118.688	117.786	116.598	115.469	114.633
20-24	103.455	103.150	103.179	103.435	103.622	103.802	104.148	104.566	104.874	104.935	104.730
25-29	109.101	107.761	106.175	104.736	103.510	102.849	102.571	102.625	102.852	103.145	103.372
30-34	122.213	121.051	120.068	119.074	117.812	116.213	114.764	113.050	111.427	110.178	109.472
35-39	127.527	127.209	126.623	126.087	125.227	124.595	123.384	122.352	121.233	120.003	118.359
40-44	125.450	126.225	126.627	126.777	126.460	125.962	125.632	125.034	124.411	123.633	123.011
45-49	111.750	113.587	115.367	117.076	118.359	119.354	120.094	120.475	120.542	120.329	119.869
50-54	93.072	96.173	98.848	101.286	103.442	105.632	107.391	109.089	110.655	111.965	112.931
55-59	74.823	78.188	81.744	85.363	88.636	91.563	94.658	97.326	99.703	101.932	104.131
60-64	63.198	65.343	67.920	70.931	74.173	77.724	81.264	85.010	88.772	92.293	95.395
65-69	50.149	51.003	51.855	52.897	54.203	55.979	57.935	60.262	62.934	65.904	69.118
70-74	35.465	36.131	36.822	37.532	38.164	38.784	39.514	40.240	41.092	42.198	43.636
75+	40.175	40.653	41.210	41.873	42.558	43.341	44.245	45.189	46.156	47.131	48.109
JUMLAH	1.559.088	1.567.084	1.574.528	1.582.586	1.588.082	1.594.083	1.599.811	1.604.897	1.609.677	1.613.991	1.617.814

Tabel II.11.1
 PROYEKSI PENDUDUK
 MENURUT JENIS KELAMIN DAN KELOMPOK UMUR
 TAHUN 2010 - 2020

BONDOWOSO

LAKI-LAKI

KELOMPOK UMUR	2010	2011	2012	2013	2014	2015	2016	2017	2018	2019	2020
(1)	(2)	(3)	(4)	(5)	(6)	(7)	(8)	(9)	(10)	(11)	(12)
0- 4	28.167	27.904	27.584	27.256	26.900	26.519	26.197	25.884	25.578	25.303	25.047
5- 9	29.758	29.639	29.546	29.531	29.417	29.293	29.016	28.685	28.311	27.971	27.586
10-14	29.917	29.867	29.690	29.441	29.173	29.017	28.894	28.804	28.756	28.675	28.560
15-19	26.047	26.248	26.479	26.696	26.792	26.819	26.767	26.606	26.350	26.130	25.997
20-24	25.129	25.133	25.211	25.360	25.493	25.638	25.841	26.076	26.267	26.390	26.428
25-29	27.060	26.808	26.507	26.242	26.033	25.943	25.955	26.051	26.193	26.372	26.550
30-34	28.218	27.933	27.692	27.459	27.196	26.892	26.636	26.337	26.043	25.863	25.787
35-39	29.276	29.249	29.140	29.036	28.812	28.652	28.355	28.108	27.832	27.590	27.288
40-44	28.308	28.557	28.718	28.820	28.803	28.741	28.707	28.599	28.464	28.271	28.122
45-49	26.417	26.827	27.257	27.701	28.052	28.342	28.591	28.757	28.830	28.847	28.798
50-54	23.501	24.120	24.640	25.122	25.558	26.043	26.452	26.886	27.300	27.682	27.988
55-59	18.465	19.349	20.178	20.957	21.629	22.241	22.837	23.340	23.782	24.233	24.714
60-64	15.002	15.662	16.493	17.439	18.363	19.242	20.175	21.054	21.859	22.599	23.260
65-69	10.495	10.759	10.992	11.274	11.668	12.247	12.801	13.497	14.268	15.055	15.796
70-74	7.406	7.603	7.821	8.045	8.241	8.415	8.646	8.850	9.087	9.433	9.924
75+	5.826	5.949	6.078	6.226	6.375	6.544	6.733	6.942	7.154	7.362	7.563
JUMLAH	358.992	361.607	364.026	366.605	368.505	370.588	372.603	374.476	376.074	377.776	379.408

Tabel II.11.2
 PROYEKSI PENDUDUK
 MENURUT JENIS KELAMIN DAN KELOMPOK UMUR
 TAHUN 2010 - 2020

BONDOWOSO

PEREMPUAN

KELOMPOK UMUR	2010	2011	2012	2013	2014	2015	2016	2017	2018	2019	2020
(1)	(2)	(3)	(4)	(5)	(6)	(7)	(8)	(9)	(10)	(11)	(12)
0- 4	27.109	26.926	26.666	26.388	26.118	25.806	25.462	25.144	24.833	24.541	24.255
5- 9	29.059	28.914	28.825	28.725	28.622	28.460	28.251	27.965	27.674	27.369	27.017
10-14	28.294	28.171	27.998	27.759	27.545	27.376	27.222	27.126	27.026	26.906	26.732
15-19	25.360	25.387	25.426	25.426	25.409	25.345	25.216	25.049	24.828	24.613	24.433
20-24	27.163	27.072	27.076	27.096	27.145	27.161	27.188	27.233	27.247	27.218	27.133
25-29	29.550	29.179	28.728	28.283	27.944	27.761	27.657	27.658	27.682	27.720	27.721
30-34	30.459	30.262	30.106	29.901	29.650	29.257	28.870	28.409	27.963	27.602	27.395
35-39	30.341	30.296	30.207	30.105	30.022	29.962	29.748	29.581	29.380	29.110	28.696
40-44	29.436	29.620	29.720	29.730	29.699	29.608	29.547	29.451	29.346	29.248	29.168
45-49	27.075	27.617	28.112	28.528	28.889	29.154	29.321	29.410	29.420	29.370	29.260
50-54	23.581	24.594	25.494	26.286	27.033	27.731	28.273	28.775	29.209	29.564	29.815
55-59	18.254	19.071	20.041	21.076	22.087	22.978	23.958	24.834	25.611	26.326	26.992
60-64	17.339	17.820	18.355	18.980	19.785	20.784	21.717	22.825	24.000	25.136	26.133
65-69	14.078	14.263	14.482	14.731	15.023	15.354	15.795	16.284	16.861	17.582	18.469
70-74	10.784	10.954	11.115	11.271	11.432	11.606	11.771	11.970	12.191	12.443	12.723
75+	11.509	11.616	11.750	11.901	12.081	12.274	12.495	12.722	12.952	13.191	13.439
JUMLAH	379.391	381.762	384.101	386.186	388.484	390.617	392.491	394.436	396.223	397.939	399.381

Tabel II.11.3
PROYEKSI PENDUDUK
MENURUT JENIS KELAMIN DAN KELOMPOK UMUR
TAHUN 2010 - 2020

BONDOWOSO

LAKI-LAKI + PEREMPUAN

KELOMPOK UMUR	2010	2011	2012	2013	2014	2015	2016	2017	2018	2019	2020
(1)	(2)	(3)	(4)	(5)	(6)	(7)	(8)	(9)	(10)	(11)	(12)
0- 4	55.276	54.830	54.250	53.644	53.018	52.325	51.659	51.028	50.411	49.844	49.302
5- 9	58.817	58.553	58.371	58.256	58.039	57.753	57.267	56.650	55.985	55.340	54.603
10-14	58.211	58.038	57.688	57.200	56.718	56.393	56.116	55.930	55.782	55.581	55.292
15-19	51.407	51.635	51.905	52.122	52.201	52.164	51.983	51.655	51.178	50.743	50.430
20-24	52.292	52.205	52.287	52.456	52.638	52.799	53.029	53.309	53.514	53.608	53.561
25-29	56.610	55.987	55.235	54.525	53.977	53.704	53.612	53.709	53.875	54.092	54.271
30-34	58.677	58.195	57.798	57.360	56.846	56.149	55.506	54.746	54.006	53.465	53.182
35-39	59.617	59.545	59.347	59.141	58.834	58.614	58.103	57.689	57.212	56.700	55.984
40-44	57.744	58.177	58.438	58.550	58.502	58.349	58.254	58.050	57.810	57.519	57.290
45-49	53.492	54.444	55.369	56.229	56.941	57.496	57.912	58.167	58.250	58.217	58.058
50-54	47.082	48.714	50.134	51.408	52.591	53.774	54.725	55.661	56.509	57.246	57.803
55-59	36.719	38.420	40.219	42.033	43.716	45.219	46.795	48.174	49.393	50.559	51.706
60-64	32.341	33.482	34.848	36.419	38.148	40.026	41.892	43.879	45.859	47.735	49.393
65-69	24.573	25.022	25.474	26.005	26.691	27.601	28.596	29.781	31.129	32.637	34.265
70-74	18.190	18.557	18.936	19.316	19.673	20.021	20.417	20.820	21.278	21.876	22.647
75+	17.335	17.565	17.828	18.127	18.456	18.818	19.228	19.664	20.106	20.553	21.002
JUMLAH	738.383	743.369	748.127	752.791	756.989	761.205	765.094	768.912	772.297	775.715	778.789

Tabel II.12.1
 PROYEKSI PENDUDUK
 MENURUT JENIS KELAMIN DAN KELOMPOK UMUR
 TAHUN 2010 - 2020

SITUBONDO

LAKI-LAKI

KELOMPOK UMUR	2010	2011	2012	2013	2014	2015	2016	2017	2018	2019	2020
(1)	(2)	(3)	(4)	(5)	(6)	(7)	(8)	(9)	(10)	(11)	(12)
0-4	24.833	24.611	24.331	24.042	23.755	23.425	23.148	22.893	22.646	22.413	22.190
5-9	24.581	24.493	24.416	24.407	24.339	24.242	24.022	23.770	23.485	23.212	22.898
10-14	24.921	24.889	24.741	24.537	24.339	24.216	24.122	24.068	24.053	23.995	23.905
15-19	25.229	25.434	25.658	25.871	25.993	26.026	25.984	25.852	25.630	25.427	25.301
20-24	25.329	25.342	25.420	25.573	25.735	25.889	26.103	26.364	26.586	26.721	26.764
25-29	24.020	23.806	23.539	23.305	23.145	23.073	23.091	23.197	23.349	23.519	23.680
30-34	24.800	24.559	24.349	24.143	23.940	23.679	23.462	23.220	22.984	22.835	22.771
35-39	26.257	26.242	26.146	26.055	25.883	25.746	25.487	25.287	25.067	24.859	24.590
40-44	25.071	25.300	25.444	25.536	25.550	25.501	25.480	25.408	25.313	25.153	25.026
45-49	23.361	23.732	24.114	24.508	24.845	25.111	25.340	25.509	25.602	25.628	25.588
50-54	20.468	21.015	21.468	21.890	22.294	22.723	23.089	23.488	23.875	24.220	24.492
55-59	16.432	17.225	17.962	18.658	19.277	19.828	20.366	20.835	21.252	21.665	22.097
60-64	12.813	13.381	14.091	14.901	15.708	16.466	17.268	18.038	18.748	19.390	19.961
65-69	7.968	8.172	8.350	8.565	8.873	9.315	9.740	10.279	10.879	11.483	12.049
70-74	5.556	5.706	5.869	6.038	6.191	6.324	6.499	6.660	6.844	7.109	7.480
75+	4.388	4.482	4.578	4.687	4.806	4.936	5.078	5.243	5.405	5.569	5.717
JUMLAH	316.027	318.389	320.476	322.716	324.673	326.500	328.279	330.111	331.718	333.198	334.509

Tabel II.12.2
 PROYEKSI PENDUDUK
 MENURUT JENIS KELAMIN DAN KELOMPOK UMUR
 TAHUN 2010 - 2020

SITUBONDO

PEREMPUAN

KELOMPOK UMUR	2010	2011	2012	2013	2014	2015	2016	2017	2018	2019	2020
(1)	(2)	(3)	(4)	(5)	(6)	(7)	(8)	(9)	(10)	(11)	(12)
0-4	23.642	23.491	23.273	22.950	22.814	22.550	22.268	21.992	21.740	21.497	21.274
5-9	23.758	23.646	23.587	23.418	23.436	23.314	23.159	22.927	22.710	22.475	22.217
10-14	23.997	23.900	23.768	23.479	23.400	23.264	23.152	23.076	23.013	22.924	22.805
15-19	26.930	26.976	27.038	26.953	27.053	27.000	26.890	26.716	26.504	26.292	26.136
20-24	25.586	25.508	25.523	25.444	25.599	25.617	25.658	25.699	25.727	25.713	25.662
25-29	26.055	25.736	25.350	24.873	24.676	24.521	24.450	24.455	24.496	24.547	24.578
30-34	27.120	26.953	26.826	26.556	26.441	26.100	25.776	25.369	24.995	24.689	24.535
35-39	26.719	26.689	26.624	26.439	26.481	26.439	26.271	26.132	25.976	25.754	25.421
40-44	26.007	26.179	26.280	26.196	26.279	26.208	26.177	26.096	26.029	25.957	25.918
45-49	24.338	24.833	25.289	25.576	26.010	26.255	26.427	26.516	26.549	26.522	26.456
50-54	20.974	21.879	22.690	23.310	24.071	24.700	25.202	25.653	26.063	26.399	26.657
55-59	16.282	17.017	17.893	18.747	19.732	20.534	21.428	22.214	22.930	23.584	24.213
60-64	14.273	14.671	15.112	15.566	16.291	17.120	17.904	18.820	19.813	20.771	21.626
65-69	10.402	10.543	10.707	10.856	11.114	11.360	11.693	12.053	12.487	13.028	13.706
70-74	8.276	8.409	8.538	8.632	8.792	8.928	9.063	9.217	9.399	9.601	9.831
75+	8.706	8.790	8.900	8.991	9.151	9.303	9.485	9.657	9.844	10.027	10.232
JUMLAH	333.065	335.220	337.398	337.986	341.340	343.213	345.003	346.592	348.275	349.780	351.267

Tabel II.12.3
 PROYEKSI PENDUDUK
 MENURUT JENIS KELAMIN DAN KELOMPOK UMUR
 TAHUN 2010 - 2020

SITUBONDO

LAKI-LAKI + PEREMPUAN

KELOMPOK UMUR	2010	2011	2012	2013	2014	2015	2016	2017	2018	2019	2020
(1)	(2)	(3)	(4)	(5)	(6)	(7)	(8)	(9)	(10)	(11)	(12)
0-4	48.475	48.102	47.604	46.992	46.569	45.975	45.416	44.885	44.386	43.910	43.464
5-9	48.339	48.139	48.003	47.825	47.775	47.556	47.181	46.697	46.195	45.687	45.115
10-14	48.918	48.789	48.509	48.016	47.739	47.480	47.274	47.144	47.066	46.919	46.710
15-19	52.159	52.410	52.696	52.824	53.046	53.026	52.874	52.568	52.134	51.719	51.437
20-24	50.915	50.850	50.943	51.017	51.334	51.506	51.761	52.063	52.313	52.434	52.426
25-29	50.075	49.542	48.889	48.178	47.821	47.594	47.541	47.652	47.845	48.066	48.258
30-34	51.920	51.512	51.175	50.699	50.381	49.779	49.238	48.589	47.979	47.524	47.306
35-39	52.976	52.931	52.770	52.494	52.364	52.185	51.758	51.419	51.043	50.613	50.011
40-44	51.078	51.479	51.724	51.732	51.829	51.709	51.657	51.504	51.342	51.110	50.944
45-49	47.699	48.565	49.403	50.084	50.855	51.366	51.767	52.025	52.151	52.150	52.044
50-54	41.442	42.894	44.158	45.200	46.365	47.423	48.291	49.141	49.938	50.619	51.149
55-59	32.714	34.242	35.855	37.405	39.009	40.362	41.794	43.049	44.182	45.249	46.310
60-64	27.086	28.052	29.203	30.467	31.999	33.586	35.172	36.858	38.561	40.161	41.587
65-69	18.370	18.715	19.057	19.421	19.987	20.675	21.433	22.332	23.366	24.511	25.755
70-74	13.832	14.115	14.407	14.670	14.983	15.252	15.562	15.877	16.243	16.710	17.311
75+	13.094	13.272	13.478	13.678	13.957	14.239	14.563	14.900	15.249	15.596	15.949
JUMLAH	649.092	653.609	657.874	660.702	666.013	669.713	673.282	676.703	679.993	682.978	685.776

Tabel II.13.1
 PROYEKSI PENDUDUK
 MENURUT JENIS KELAMIN DAN KELOMPOK UMUR
 TAHUN 2010 - 2020

PROBOLINGGO

LAKI-LAKI

KELOMPOK UMUR	2010	2011	2012	2013	2014	2015	2016	2017	2018	2019	2020
(1)	(2)	(3)	(4)	(5)	(6)	(7)	(8)	(9)	(10)	(11)	(12)
0- 4	47.575	47.256	46.830	46.362	45.914	45.395	44.960	44.562	44.180	43.812	43.483
5- 9	46.526	46.462	46.429	46.496	46.478	46.410	46.096	45.712	45.264	44.831	44.330
10-14	47.295	47.340	47.174	46.872	46.601	46.486	46.414	46.411	46.484	46.465	46.401
15-19	43.434	43.886	44.379	44.830	45.148	45.321	45.355	45.220	44.932	44.668	44.556
20-24	41.522	41.637	41.866	42.197	42.566	42.930	43.386	43.914	44.381	44.699	44.879
25-29	40.386	40.116	39.762	39.439	39.262	39.240	39.363	39.630	39.975	40.348	40.723
30-34	42.649	42.330	42.068	41.793	41.536	41.189	40.907	40.573	40.252	40.071	40.054
35-39	44.451	44.525	44.468	44.397	44.207	44.087	43.746	43.496	43.212	42.942	42.582
40-44	41.421	41.894	42.235	42.468	42.591	42.618	42.681	42.652	42.588	42.404	42.291
45-49	37.566	38.248	38.957	39.669	40.310	40.846	41.314	41.682	41.924	42.051	42.088
50-54	31.646	32.564	33.348	34.068	34.779	35.541	36.195	36.899	37.590	38.211	38.733
55-59	24.814	26.070	27.253	28.362	29.373	30.289	31.181	31.969	32.682	33.383	34.134
60-64	18.155	19.002	20.061	21.254	22.459	23.599	24.808	25.970	27.051	28.036	28.931
65-69	12.134	12.471	12.773	13.127	13.632	14.350	15.038	15.904	16.869	17.843	18.769
70-74	8.323	8.566	8.833	9.105	9.357	9.585	9.872	10.138	10.443	10.867	11.462
75+	7.394	7.561	7.747	7.952	8.176	8.415	8.683	8.979	9.278	9.575	9.859
JUMLAH	535.291	539.928	544.183	548.391	552.389	556.301	559.999	563.711	567.105	570.206	573.275

Tabel II.13.2
 PROYEKSI PENDUDUK
 MENURUT JENIS KELAMIN DAN KELOMPOK UMUR
 TAHUN 2010 - 2020

PROBOLINGGO

PEREMPUAN

KELOMPOK UMUR	2010	2011	2012	2013	2014	2015	2016	2017	2018	2019	2020
(1)	(2)	(3)	(4)	(5)	(6)	(7)	(8)	(9)	(10)	(11)	(12)
0-4	45.643	45.453	45.129	44.685	44.457	44.050	43.620	43.191	42.792	42.422	42.085
5-9	44.669	44.562	44.542	44.408	44.480	44.359	44.182	43.854	43.538	43.193	42.803
10-14	46.502	46.421	46.260	45.887	45.774	45.619	45.523	45.487	45.470	45.413	45.292
15-19	44.418	44.587	44.779	44.813	45.020	45.040	44.970	44.796	44.541	44.294	44.140
20-24	43.948	43.914	44.038	44.090	44.397	44.545	44.742	44.939	45.099	45.191	45.220
25-29	45.099	44.649	44.076	43.427	43.124	42.963	42.952	43.074	43.250	43.450	43.620
30-34	47.363	47.174	47.053	46.765	46.608	46.121	45.668	45.065	44.504	44.070	43.907
35-39	46.208	46.261	46.248	46.116	46.225	46.265	46.093	45.965	45.794	45.515	45.039
40-44	42.919	43.299	43.558	43.597	43.775	43.766	43.829	43.805	43.792	43.782	43.828
45-49	38.528	39.401	40.211	40.833	41.561	42.058	42.445	42.693	42.846	42.909	42.910
50-54	31.918	33.377	34.688	35.784	36.987	38.049	38.927	39.731	40.459	41.077	41.585
55-59	24.242	25.392	26.758	28.151	29.658	30.945	32.382	33.659	34.825	35.910	36.959
60-64	19.660	20.249	20.896	21.604	22.625	23.841	24.995	26.348	27.806	29.225	30.509
65-69	15.717	15.964	16.249	16.537	16.946	17.361	17.916	18.516	19.226	20.105	21.202
70-74	12.413	12.641	12.864	13.055	13.311	13.547	13.791	14.062	14.371	14.716	15.107
75+	14.473	14.651	14.858	15.061	15.353	15.650	15.978	16.318	16.674	17.025	17.409
JUMLAH	563.720	567.995	572.207	574.813	580.301	584.179	588.013	591.503	594.987	598.297	601.615

Tabel II.13.3
 PROYEKSI PENDUDUK
 MENURUT JENIS KELAMIN DAN KELOMPOK UMUR
 TAHUN 2010 - 2020

PROBOLINGGO

LAKI-LAKI + PEREMPUAN

KELOMPOK UMUR	2010	2011	2012	2013	2014	2015	2016	2017	2018	2019	2020
(1)	(2)	(3)	(4)	(5)	(6)	(7)	(8)	(9)	(10)	(11)	(12)
0- 4	93.218	92.709	91.959	91.047	90.371	89.445	88.580	87.753	86.972	86.234	85.568
5- 9	91.195	91.024	90.971	90.904	90.958	90.769	90.278	89.566	88.802	88.024	87.133
10-14	93.797	93.761	93.434	92.759	92.375	92.105	91.937	91.898	91.954	91.878	91.693
15-19	87.852	88.473	89.158	89.643	90.168	90.361	90.325	90.016	89.473	88.962	88.696
20-24	85.470	85.551	85.904	86.287	86.963	87.475	88.128	88.853	89.480	89.890	90.099
25-29	85.485	84.765	83.838	82.866	82.386	82.203	82.315	82.704	83.225	83.798	84.343
30-34	90.012	89.504	89.121	88.558	88.144	87.310	86.575	85.638	84.756	84.141	83.961
35-39	90.659	90.786	90.716	90.513	90.432	90.352	89.839	89.461	89.006	88.457	87.621
40-44	84.340	85.193	85.793	86.065	86.366	86.384	86.510	86.457	86.380	86.186	86.119
45-49	76.094	77.649	79.168	80.502	81.871	82.904	83.759	84.375	84.770	84.960	84.998
50-54	63.564	65.941	68.036	69.852	71.766	73.590	75.122	76.630	78.049	79.288	80.318
55-59	49.056	51.462	54.011	56.513	59.031	61.234	63.563	65.628	67.507	69.293	71.093
60-64	37.815	39.251	40.957	42.858	45.084	47.440	49.803	52.318	54.857	57.261	59.440
65-69	27.851	28.435	29.022	29.664	30.578	31.711	32.954	34.420	36.095	37.948	39.971
70-74	20.736	21.207	21.697	22.160	22.668	23.132	23.663	24.200	24.814	25.583	26.569
75+	21.867	22.212	22.605	23.013	23.529	24.065	24.661	25.297	25.952	26.600	27.268
JUMLAH	1.099.011	1.107.923	1.116.390	1.123.204	1.132.690	1.140.480	1.148.012	1.155.214	1.162.092	1.168.503	1.174.890

Tabel II.14.1
 PROYEKSI PENDUDUK
 MENURUT JENIS KELAMIN DAN KELOMPOK UMUR
 TAHUN 2010 - 2020

PASURUAN

LAKI-LAKI

KELOMPOK UMUR	2010	2011	2012	2013	2014	2015	2016	2017	2018	2019	2020
(1)	(2)	(3)	(4)	(5)	(6)	(7)	(8)	(9)	(10)	(11)	(12)
0-4	64.276	63.967	63.535	62.955	62.565	61.988	61.534	61.106	60.711	60.349	60.032
5-9	64.521	64.553	64.658	64.807	65.006	65.053	64.756	64.339	63.847	63.386	62.820
10-14	67.995	68.186	68.106	67.728	67.572	67.547	67.595	67.717	67.972	68.108	68.168
15-19	66.853	67.677	68.597	69.353	70.084	70.508	70.717	70.643	70.345	70.097	70.077
20-24	66.113	66.421	66.944	67.531	68.357	69.089	69.981	70.969	71.876	72.565	73.022
25-29	63.583	63.276	62.862	62.406	62.344	62.443	62.777	63.322	64.014	64.765	65.515
30-34	63.151	62.797	62.553	62.198	62.032	61.646	61.360	60.974	60.622	60.494	60.608
35-39	62.042	62.265	62.329	62.282	62.231	62.194	61.850	61.616	61.348	61.108	60.733
40-44	58.325	59.104	59.723	60.106	60.487	60.655	60.883	60.958	60.996	60.878	60.855
45-49	51.578	52.613	53.712	54.741	55.818	56.684	57.460	58.080	58.545	58.862	59.048
50-54	42.229	43.536	44.686	45.690	46.806	47.935	48.924	49.973	51.020	51.986	52.816
55-59	30.552	32.158	33.697	35.097	36.474	37.693	38.890	39.948	40.927	41.905	42.945
60-64	19.280	20.217	21.394	22.685	24.053	25.331	26.688	27.991	29.219	30.354	31.395
65-69	13.303	13.701	14.064	14.466	15.076	15.903	16.702	17.698	18.813	19.946	21.029
70-74	8.723	8.996	9.296	9.591	9.892	10.154	10.482	10.783	11.130	11.612	12.276
75+	7.461	7.647	7.856	8.069	8.323	8.587	8.881	9.202	9.530	9.857	10.174
JUMLAH	749.985	757.114	764.012	769.705	777.120	783.410	789.480	795.319	800.915	806.272	811.513

Tabel II.14.2
 PROYEKSI PENDUDUK
 MENURUT JENIS KELAMIN DAN KELOMPOK UMUR
 TAHUN 2010 - 2020

PASURUAN

PEREMPUAN

KELOMPOK UMUR	2010	2011	2012	2013	2014	2015	2016	2017	2018	2019	2020
(1)	(2)	(3)	(4)	(5)	(6)	(7)	(8)	(9)	(10)	(11)	(12)
0-4	61.296	61.167	60.860	60.625	60.213	59.793	59.322	58.893	58.503	58.143	57.800
5-9	61.457	61.440	61.538	61.726	61.719	61.679	61.559	61.264	60.977	60.649	60.226
10-14	64.520	64.542	64.450	64.320	64.050	63.973	63.960	64.081	64.219	64.297	64.258
15-19	66.383	66.768	67.187	67.637	67.834	68.003	68.033	67.945	67.731	67.529	67.434
20-24	66.234	66.316	66.633	67.101	67.453	67.816	68.237	68.702	69.112	69.420	69.598
25-29	66.671	66.139	65.419	64.819	64.263	64.153	64.260	64.604	65.023	65.480	65.860
30-34	67.818	67.694	67.662	67.637	67.316	66.754	66.229	65.521	64.864	64.389	64.276
35-39	64.457	64.664	64.779	64.973	65.030	65.228	65.118	65.103	65.024	64.793	64.246
40-44	61.520	62.194	62.698	63.122	63.285	63.410	63.626	63.757	63.902	64.045	64.239
45-49	52.326	53.625	54.843	56.018	56.931	57.732	58.381	58.878	59.236	59.474	59.596
50-54	40.171	42.116	43.880	45.549	47.022	48.484	49.711	50.870	51.933	52.860	53.618
55-59	27.970	29.356	31.005	32.834	34.551	36.139	37.914	39.531	41.018	42.418	43.753
60-64	21.687	22.391	23.163	24.097	25.209	26.614	27.960	29.545	31.253	32.923	34.432
65-69	17.224	17.528	17.880	18.296	18.726	19.227	19.882	20.601	21.444	22.485	23.758
70-74	13.113	13.382	13.648	13.921	14.182	14.467	14.758	15.087	15.457	15.869	16.325
75+	13.660	13.851	14.066	14.331	14.603	14.905	15.253	15.606	15.967	16.350	16.750
JUMLAH	766.507	773.173	779.711	787.006	792.387	798.377	804.203	809.988	815.663	821.124	826.169

Tabel II.14.3
PROYEKSI PENDUDUK
MENURUT JENIS KELAMIN DAN KELOMPOK UMUR
TAHUN 2010 - 2020

PASURUAN

LAKI-LAKI + PEREMPUAN

KELOMPOK UMUR	2010	2011	2012	2013	2014	2015	2016	2017	2018	2019	2020
(1)	(2)	(3)	(4)	(5)	(6)	(7)	(8)	(9)	(10)	(11)	(12)
0-4	125.572	125.134	124.395	123.580	122.778	121.781	120.856	119.999	119.214	118.492	117.832
5-9	125.978	125.993	126.196	126.533	126.725	126.732	126.315	125.603	124.824	124.035	123.046
10-14	132.515	132.728	132.556	132.048	131.622	131.520	131.555	131.798	132.191	132.405	132.426
15-19	133.236	134.445	135.784	136.990	137.918	138.511	138.750	138.588	138.076	137.626	137.511
20-24	132.347	132.737	133.577	134.632	135.810	136.905	138.218	139.671	140.988	141.985	142.620
25-29	130.254	129.415	128.281	127.225	126.607	126.596	127.037	127.926	129.037	130.245	131.375
30-34	130.969	130.491	130.215	129.835	129.348	128.400	127.589	126.495	125.486	124.883	124.884
35-39	126.499	126.929	127.108	127.255	127.261	127.422	126.968	126.719	126.372	125.901	124.979
40-44	119.845	121.298	122.421	123.228	123.772	124.065	124.509	124.715	124.898	124.923	125.094
45-49	103.904	106.238	108.555	110.759	112.749	114.416	115.841	116.958	117.781	118.336	118.644
50-54	82.400	85.652	88.566	91.239	93.828	96.419	98.635	100.843	102.953	104.846	106.434
55-59	58.522	61.514	64.702	67.931	71.025	73.832	76.804	79.479	81.945	84.323	86.698
60-64	40.967	42.608	44.557	46.782	49.262	51.945	54.648	57.536	60.472	63.277	65.827
65-69	30.527	31.229	31.944	32.762	33.802	35.130	36.584	38.299	40.257	42.431	44.787
70-74	21.836	22.378	22.944	23.512	24.074	24.621	25.240	25.870	26.587	27.481	28.601
75+	21.121	21.498	21.922	22.400	22.926	23.492	24.134	24.808	25.497	26.207	26.924
JUMLAH	1.516.492	1.530.287	1.543.723	1.556.711	1.569.507	1.581.787	1.593.683	1.605.307	1.616.578	1.627.396	1.637.682

Tabel II.15.1
PROYEKSI PENDUDUK
MENURUT JENIS KELAMIN DAN KELOMPOK UMUR
TAHUN 2010 - 2020

SIDOARJO

LAKI-LAKI

KELOMPOK UMUR	2010	2011	2012	2013	2014	2015	2016	2017	2018	2019	2020
(1)	(2)	(3)	(4)	(5)	(6)	(7)	(8)	(9)	(10)	(11)	(12)
0-4	88.532	88.893	89.109	89.162	89.358	89.347	89.490	89.666	89.901	90.157	90.487
5-9	87.109	87.931	88.886	89.970	91.007	91.907	92.310	92.539	92.673	92.818	92.814
10-14	81.159	82.118	82.777	83.127	83.637	84.372	85.190	86.112	87.228	88.174	89.044
15-19	77.186	78.836	80.644	82.336	83.909	85.188	86.210	86.892	87.317	87.782	88.542
20-24	84.125	85.273	86.736	88.359	90.195	91.994	94.018	96.204	98.325	100.148	101.680
25-29	89.022	89.384	89.619	89.847	90.513	91.488	92.803	94.451	96.356	98.351	100.381
30-34	91.288	91.587	92.071	92.449	92.981	93.249	93.653	93.900	94.211	94.846	95.874
35-39	90.730	91.869	92.814	93.655	94.368	95.177	95.502	95.996	96.450	96.926	97.196
40-44	83.933	85.813	87.511	88.938	90.260	91.340	92.507	93.452	94.369	95.017	95.832
45-49	65.669	67.587	69.634	71.666	73.696	75.521	77.243	78.781	80.139	81.288	82.273
50-54	51.645	53.723	55.650	57.459	59.360	61.347	63.179	65.110	67.085	68.958	70.687
55-59	35.072	37.247	39.388	41.429	43.419	45.280	47.139	48.855	50.510	52.177	53.949
60-64	19.280	20.398	21.786	23.327	24.942	26.507	28.180	29.821	31.414	32.924	34.355
65-69	15.134	15.726	16.291	16.924	17.784	18.931	20.063	21.451	23.011	24.611	26.180
70-74	9.595	9.984	10.412	10.848	11.282	11.686	12.172	12.636	13.162	13.853	14.776
75+	8.546	8.838	9.164	9.507	9.885	10.295	10.742	11.228	11.730	12.239	12.746
JUMLAH	978.025	995.207	1.012.492	1.029.003	1.046.596	1.063.629	1.080.401	1.097.094	1.113.881	1.130.269	1.146.816

Tabel II.15.2
 PROYEKSI PENDUDUK
 MENURUT JENIS KELAMIN DAN KELOMPOK UMUR
 TAHUN 2010 - 2020

SIDOARJO

PEREMPUAN

KELOMPOK UMUR	2010	2011	2012	2013	2014	2015	2016	2017	2018	2019	2020
(1)	(2)	(3)	(4)	(5)	(6)	(7)	(8)	(9)	(10)	(11)	(12)
0- 4	83.199	83.784	84.119	84.387	84.761	84.953	85.088	85.272	85.492	85.759	86.071
5- 9	82.457	83.186	84.077	84.920	85.874	86.618	87.270	87.679	88.078	88.422	88.648
10-14	76.649	77.372	77.964	78.351	78.905	79.546	80.286	81.201	82.126	83.000	83.741
15-19	76.388	77.530	78.726	79.807	80.941	81.900	82.713	83.388	83.900	84.426	85.119
20-24	82.493	83.346	84.502	85.691	87.107	88.387	89.775	91.233	92.627	93.902	95.043
25-29	90.963	91.055	90.877	90.676	90.903	91.588	92.608	93.981	95.462	97.025	98.515
30-34	95.211	95.909	96.743	97.403	98.022	98.104	98.249	98.111	98.023	98.208	98.970
35-39	92.675	93.821	94.841	95.803	96.968	98.168	98.935	99.849	100.660	101.237	101.336
40-44	82.108	83.760	85.197	86.378	87.565	88.552	89.697	90.740	91.790	92.873	94.061
45-49	65.042	67.268	69.424	71.412	73.387	75.117	76.679	78.060	79.261	80.319	81.257
50-54	47.642	50.414	53.017	55.433	57.878	60.242	62.355	64.417	66.369	68.187	69.826
55-59	31.459	33.319	35.512	37.873	40.311	42.566	45.085	47.464	49.714	51.890	54.043
60-64	20.539	21.389	22.313	23.366	24.711	26.333	27.924	29.793	31.819	33.845	35.748
65-69	17.574	18.036	18.561	19.122	19.772	20.462	21.339	22.293	23.392	24.741	26.396
70-74	12.892	13.269	13.647	14.016	14.426	14.848	15.281	15.763	16.295	16.868	17.494
75+	14.279	14.606	14.962	15.345	15.797	16.266	16.797	17.344	17.915	18.505	19.131
JUMLAH	971.570	988.064	1.004.482	1.019.983	1.037.328	1.053.650	1.070.081	1.086.588	1.102.923	1.119.207	1.135.399

Tabel II.15.3
PROYEKSI PENDUDUK
MENURUT JENIS KELAMIN DAN KELOMPOK UMUR
TAHUN 2010 - 2020

SIDOARJO

LAKI-LAKI + PEREMPUAN

KELOMPOK UMUR	2010	2011	2012	2013	2014	2015	2016	2017	2018	2019	2020
(1)	(2)	(3)	(4)	(5)	(6)	(7)	(8)	(9)	(10)	(11)	(12)
0-4	171.731	172.677	173.228	173.549	174.119	174.300	174.578	174.938	175.393	175.916	176.558
5-9	169.566	171.117	172.963	174.890	176.881	178.525	179.580	180.218	180.751	181.240	181.462
10-14	157.808	159.490	160.741	161.478	162.542	163.918	165.476	167.313	169.354	171.174	172.785
15-19	153.574	156.366	159.370	162.143	164.850	167.088	168.923	170.280	171.217	172.208	173.661
20-24	166.618	168.619	171.238	174.050	177.302	180.381	183.793	187.437	190.952	194.050	196.723
25-29	179.985	180.439	180.496	180.523	181.416	183.076	185.411	188.432	191.818	195.376	198.896
30-34	186.499	187.496	188.814	189.852	191.003	191.353	191.902	192.011	192.234	193.054	194.844
35-39	183.405	185.690	187.655	189.458	191.336	193.345	194.437	195.845	197.110	198.163	198.532
40-44	166.041	169.573	172.708	175.316	177.825	179.892	182.204	184.192	186.159	187.890	189.893
45-49	130.711	134.855	139.058	143.078	147.083	150.638	153.922	156.841	159.400	161.607	163.530
50-54	99.287	104.137	108.667	112.892	117.238	121.589	125.534	129.527	133.454	137.145	140.513
55-59	66.531	70.566	74.900	79.302	83.730	87.846	92.224	96.319	100.224	104.067	107.992
60-64	39.819	41.787	44.099	46.693	49.653	52.840	56.104	59.614	63.233	66.769	70.103
65-69	32.708	33.762	34.852	36.046	37.556	39.393	41.402	43.744	46.403	49.352	52.576
70-74	22.487	23.253	24.059	24.864	25.708	26.534	27.453	28.399	29.457	30.721	32.270
75+	22.825	23.444	24.126	24.852	25.682	26.561	27.539	28.572	29.645	30.744	31.877
JUMLAH	1.949.595	1.983.271	2.016.974	2.048.986	2.083.924	2.117.279	2.150.482	2.183.682	2.216.804	2.249.476	2.282.215

Tabel II.16.1
PROYEKSI PENDUDUK
MENURUT JENIS KELAMIN DAN KELOMPOK UMUR
TAHUN 2010 - 2020

MOJOKERTO

LAKI-LAKI

KELOMPOK UMUR	2010	2011	2012	2013	2014	2015	2016	2017	2018	2019	2020
(1)	(2)	(3)	(4)	(5)	(6)	(7)	(8)	(9)	(10)	(11)	(12)
0-4	44.991	44.806	44.533	44.215	43.930	43.558	43.263	42.980	42.731	42.503	42.297
5-9	43.182	43.232	43.331	43.519	43.643	43.706	43.528	43.269	42.969	42.682	42.319
10-14	43.227	43.378	43.355	43.201	43.091	43.108	43.160	43.260	43.452	43.564	43.622
15-19	42.523	43.077	43.692	44.263	44.720	45.021	45.179	45.151	44.993	44.862	44.869
20-24	41.696	41.919	42.276	42.733	43.246	43.742	44.328	44.976	45.583	46.046	46.356
25-29	42.386	42.209	41.962	41.741	41.689	41.787	42.032	42.416	42.910	43.440	43.962
30-34	41.691	41.487	41.352	41.201	41.079	40.853	40.686	40.450	40.244	40.183	40.275
35-39	42.846	43.029	43.103	43.157	43.110	43.118	42.901	42.759	42.602	42.461	42.218
40-44	42.086	42.677	43.152	43.516	43.781	43.936	44.123	44.198	44.258	44.197	44.199
45-49	36.278	37.033	37.830	38.632	39.385	40.023	40.593	41.052	41.410	41.659	41.806
50-54	29.712	30.653	31.484	32.256	33.036	33.857	34.574	35.331	36.096	36.802	37.405
55-59	21.362	22.503	23.593	24.624	25.584	26.458	27.313	28.069	28.777	29.482	30.227
60-64	15.003	15.743	16.671	17.712	18.775	19.787	20.860	21.887	22.863	23.767	24.590
65-69	11.629	11.984	12.310	12.688	13.219	13.955	14.664	15.545	16.535	17.543	18.502
70-74	7.575	7.816	8.083	8.357	8.616	8.850	9.141	9.408	9.720	10.145	10.728
75+	6.802	6.981	7.168	7.377	7.612	7.854	8.130	8.426	8.735	9.039	9.335
JUMLAH	512.989	518.527	523.895	529.192	534.516	539.613	544.475	549.177	553.878	558.375	562.710

Tabel II.16.2
 PROYEKSI PENDUDUK
 MENURUT JENIS KELAMIN DAN KELOMPOK UMUR
 TAHUN 2010 - 2020

MOJOKERTO

PEREMPUAN

KELOMPOK UMUR	2010	2011	2012	2013	2014	2015	2016	2017	2018	2019	2020
(1)	(2)	(3)	(4)	(5)	(6)	(7)	(8)	(9)	(10)	(11)	(12)
0-4	42.595	42.538	42.367	41.991	41.983	41.722	41.437	41.175	40.924	40.701	40.503
5-9	41.471	41.490	41.600	41.515	41.785	41.793	41.755	41.590	41.418	41.226	40.980
10-14	41.279	41.324	41.308	41.015	41.116	41.098	41.135	41.246	41.358	41.441	41.456
15-19	42.020	42.294	42.601	42.669	43.075	43.219	43.280	43.264	43.154	43.052	43.037
20-24	41.275	41.357	41.596	41.678	42.171	42.428	42.736	43.061	43.342	43.565	43.722
25-29	42.634	42.324	41.900	41.311	41.216	41.174	41.285	41.539	41.828	42.148	42.430
30-34	41.923	41.881	41.910	41.696	41.767	41.446	41.158	40.746	40.356	40.083	40.049
35-39	44.055	44.229	44.352	44.272	44.595	44.765	44.737	44.766	44.740	44.612	44.279
40-44	42.603	43.100	43.490	43.570	43.964	44.083	44.281	44.412	44.538	44.675	44.859
45-49	36.461	37.394	38.282	38.914	39.800	40.395	40.890	41.271	41.546	41.742	41.873
50-54	28.508	29.906	31.189	32.214	33.470	34.538	35.450	36.307	37.086	37.774	38.357
55-59	20.365	21.388	22.611	23.815	25.220	26.395	27.709	28.907	30.005	31.045	32.051
60-64	15.791	16.307	16.872	17.457	18.371	19.413	20.414	21.597	22.868	24.117	25.259
65-69	13.625	13.869	14.156	14.417	14.835	15.223	15.746	16.311	16.969	17.794	18.824
70-74	9.899	10.104	10.306	10.461	10.712	10.931	11.153	11.407	11.686	11.995	12.332
75+	11.112	11.267	11.451	11.621	11.890	12.153	12.434	12.728	13.022	13.343	13.671
JUMLAH	515.616	520.772	525.991	528.616	535.970	540.776	545.600	550.327	554.840	559.313	563.682

Tabel II.16.3
PROYEKSI PENDUDUK
MENURUT JENIS KELAMIN DAN KELOMPOK UMUR
TAHUN 2010 - 2020

MOJOKERTO

LAKI-LAKI + PEREMPUAN

KELOMPOK UMUR	2010	2011	2012	2013	2014	2015	2016	2017	2018	2019	2020
(1)	(2)	(3)	(4)	(5)	(6)	(7)	(8)	(9)	(10)	(11)	(12)
0- 4	87.586	87.344	86.900	86.206	85.913	85.280	84.700	84.155	83.655	83.204	82.800
5- 9	84.653	84.722	84.931	85.034	85.428	85.499	85.283	84.859	84.387	83.908	83.299
10-14	84.506	84.702	84.663	84.216	84.207	84.206	84.295	84.506	84.810	85.005	85.078
15-19	84.543	85.371	86.293	86.932	87.795	88.240	88.459	88.415	88.147	87.914	87.906
20-24	82.971	83.276	83.872	84.411	85.417	86.170	87.064	88.037	88.925	89.611	90.078
25-29	85.020	84.533	83.862	83.052	82.905	82.961	83.317	83.955	84.738	85.588	86.392
30-34	83.614	83.368	83.262	82.897	82.846	82.299	81.844	81.196	80.600	80.266	80.324
35-39	86.901	87.258	87.455	87.429	87.705	87.883	87.638	87.525	87.342	87.073	86.497
40-44	84.689	85.777	86.642	87.086	87.745	88.019	88.404	88.610	88.796	88.872	89.058
45-49	72.739	74.427	76.112	77.546	79.185	80.418	81.483	82.323	82.956	83.401	83.679
50-54	58.220	60.559	62.673	64.470	66.506	68.395	70.024	71.638	73.182	74.576	75.762
55-59	41.727	43.891	46.204	48.439	50.804	52.853	55.022	56.976	58.782	60.527	62.278
60-64	30.794	32.050	33.543	35.169	37.146	39.200	41.274	43.484	45.731	47.884	49.849
65-69	25.254	25.853	26.466	27.105	28.054	29.178	30.410	31.856	33.504	35.337	37.326
70-74	17.474	17.920	18.389	18.818	19.328	19.781	20.294	20.815	21.406	22.140	23.060
75+	17.914	18.248	18.619	18.998	19.502	20.007	20.564	21.154	21.757	22.382	23.006
JUMLAH	1.028.605	1.039.299	1.049.886	1.057.808	1.070.486	1.080.389	1.090.075	1.099.504	1.108.718	1.117.688	1.126.392

Tabel II.17.1
 PROYEKSI PENDUDUK
 MENURUT JENIS KELAMIN DAN KELOMPOK UMUR
 TAHUN 2010 - 2020

JOMBANG

LAKI-LAKI

100

KELOMPOK UMUR	2010	2011	2012	2013	2014	2015	2016	2017	2018	2019	2020
(1)	(2)	(3)	(4)	(5)	(6)	(7)	(8)	(9)	(10)	(11)	(12)
0- 4	53.831	53.380	52.840	52.504	51.676	51.016	50.460	49.929	49.421	48.943	48.489
5- 9	52.017	51.857	51.763	52.028	51.686	51.536	51.117	50.605	50.032	49.485	48.844
10-14	53.114	53.075	52.830	52.684	52.057	51.850	51.701	51.609	51.610	51.519	51.356
15-19	52.061	52.515	53.047	53.782	53.828	53.955	53.922	53.671	53.247	52.863	52.632
20-24	45.421	45.469	45.669	46.199	46.316	46.643	47.074	47.566	47.998	48.275	48.383
25-29	47.222	46.824	46.361	46.154	45.663	45.571	45.652	45.881	46.211	46.578	46.926
30-34	47.685	47.248	46.904	46.768	46.195	45.740	45.366	44.917	44.494	44.232	44.136
35-39	46.316	46.315	46.206	46.301	45.816	45.625	45.210	44.878	44.516	44.176	43.727
40-44	46.074	46.521	46.848	47.280	47.122	47.083	47.090	46.977	46.835	46.568	46.360
45-49	40.929	41.602	42.324	43.257	43.683	44.199	44.646	44.966	45.158	45.233	45.189
50-54	35.042	35.998	36.823	37.756	38.305	39.088	39.753	40.457	41.152	41.775	42.268
55-59	25.701	26.955	28.146	29.400	30.259	31.156	32.031	32.784	33.465	34.134	34.841
60-64	18.021	18.831	19.857	21.117	22.174	23.267	24.427	25.525	26.548	27.476	28.301
65-69	14.775	15.162	15.510	15.999	16.513	17.357	18.164	19.177	20.310	21.452	22.524
70-74	10.064	10.341	10.651	11.019	11.255	11.511	11.840	12.138	12.483	12.973	13.660
75+	10.256	10.478	10.720	11.048	11.279	11.597	11.952	12.334	12.727	13.117	13.482
JUMLAH	598.529	602.571	606.499	613.296	613.827	617.194	620.405	623.414	626.207	628.799	631.118

Tabel II.17.2
PROYEKSI PENDUDUK
MENURUT JENIS KELAMIN DAN KELOMPOK UMUR
TAHUN 2010 - 2020

JOMBANG

PEREMPUAN

KELOMPOK UMUR	2010	2011	2012	2013	2014	2015	2016	2017	2018	2019	2020
(1)	(2)	(3)	(4)	(5)	(6)	(7)	(8)	(9)	(10)	(11)	(12)
0- 4	50.648	50.370	49.940	49.525	49.061	48.543	48.000	47.465	46.971	46.506	46.061
5- 9	49.549	49.363	49.271	49.198	49.062	48.857	48.597	48.174	47.767	47.331	46.826
10-14	50.722	50.565	50.317	49.988	49.649	49.411	49.234	49.134	49.053	48.928	48.718
15-19	50.540	50.655	50.789	50.897	50.906	50.850	50.698	50.433	50.084	49.743	49.493
20-24	45.084	44.985	45.042	45.158	45.267	45.347	45.473	45.604	45.698	45.728	45.676
25-29	47.748	47.203	46.519	45.892	45.365	45.124	45.040	45.104	45.219	45.361	45.453
30-34	47.367	47.125	46.944	46.734	46.377	45.822	45.302	44.636	44.011	43.518	43.275
35-39	47.289	47.279	47.196	47.138	47.045	47.020	46.782	46.590	46.359	46.021	45.462
40-44	47.698	48.056	48.273	48.395	48.378	48.299	48.299	48.214	48.136	48.065	48.036
45-49	42.685	43.590	44.426	45.186	45.789	46.270	46.630	46.845	46.952	46.963	46.889
50-54	33.960	35.474	36.827	38.059	39.175	40.245	41.123	41.917	42.630	43.227	43.689
55-59	24.954	26.103	27.471	28.946	30.365	31.639	33.061	34.324	35.467	36.531	37.532
60-64	19.773	20.338	20.963	21.709	22.640	23.819	24.937	26.254	27.667	29.041	30.266
65-69	17.692	17.936	18.228	18.576	18.940	19.356	19.935	20.558	21.300	22.238	23.414
70-74	13.506	13.729	13.942	14.165	14.370	14.601	14.834	15.100	15.407	15.744	16.113
75+	17.370	17.539	17.757	18.019	18.285	18.588	18.953	19.312	19.690	20.070	20.483
JUMLAH	606.585	610.310	613.905	617.585	620.674	623.791	626.898	629.664	632.411	635.015	637.386

Tabel II.17.3
PROYEKSI PENDUDUK
MENURUT JENIS KELAMIN DAN KELOMPOK UMUR
TAHUN 2010 - 2020

JOMBANG

LAKI-LAKI + PEREMPUAN

KELOMPOK UMUR	2010	2011	2012	2013	2014	2015	2016	2017	2018	2019	2020
(1)	(2)	(3)	(4)	(5)	(6)	(7)	(8)	(9)	(10)	(11)	(12)
0-4	104.479	103.750	102.780	102.029	100.737	99.559	98.460	97.394	96.392	95.449	94.550
5-9	101.566	101.220	101.034	101.226	100.748	100.393	99.714	98.779	97.799	96.816	95.670
10-14	103.836	103.640	103.147	102.672	101.706	101.261	100.935	100.743	100.663	100.447	100.074
15-19	102.601	103.170	103.836	104.679	104.734	104.805	104.620	104.104	103.331	102.606	102.125
20-24	90.505	90.454	90.711	91.357	91.583	91.990	92.547	93.170	93.696	94.003	94.059
25-29	94.970	94.027	92.880	92.046	91.028	90.695	90.692	90.985	91.430	91.939	92.379
30-34	95.052	94.373	93.848	93.502	92.572	91.562	90.668	89.553	88.505	87.750	87.411
35-39	93.605	93.594	93.402	93.439	92.861	92.645	91.992	91.468	90.875	90.197	89.189
40-44	93.772	94.577	95.121	95.675	95.500	95.382	95.389	95.191	94.971	94.633	94.396
45-49	83.614	85.192	86.750	88.443	89.472	90.469	91.276	91.811	92.110	92.196	92.078
50-54	69.002	71.472	73.650	75.815	77.480	79.333	80.876	82.374	83.782	85.002	85.957
55-59	50.655	53.058	55.617	58.346	60.624	62.795	65.092	67.108	68.932	70.665	72.373
60-64	37.794	39.169	40.820	42.826	44.814	47.086	49.364	51.779	54.215	56.517	58.567
65-69	32.467	33.098	33.738	34.575	35.453	36.713	38.099	39.735	41.610	43.690	45.938
70-74	23.570	24.070	24.593	25.184	25.625	26.112	26.674	27.238	27.890	28.717	29.773
75+	27.626	28.017	28.477	29.067	29.564	30.185	30.905	31.646	32.417	33.187	33.965
JUMLAH	1.205.114	1.212.881	1.220.404	1.230.881	1.234.501	1.240.985	1.247.303	1.253.078	1.258.618	1.263.814	1.268.504

Tabel II.18.1
 PROYEKSI PENDUDUK
 MENURUT JENIS KELAMIN DAN KELOMPOK UMUR
 TAHUN 2010 - 2020

NGANJUK

LAKI-LAKI

KELOMPOK UMUR	2010	2011	2012	2013	2014	2015	2016	2017	2018	2019	2020
(1)	(2)	(3)	(4)	(5)	(6)	(7)	(8)	(9)	(10)	(11)	(12)
0- 4	43.093	42.643	42.101	41.524	40.966	40.345	39.808	39.280	38.783	38.296	37.843
5- 9	41.561	41.346	41.165	41.069	40.896	40.678	40.250	39.735	39.186	38.646	38.046
10-14	43.558	43.433	43.121	42.684	42.276	42.006	41.782	41.592	41.488	41.296	41.059
15-19	39.607	39.868	40.167	40.424	40.553	40.550	40.428	40.127	39.708	39.307	39.038
20-24	35.191	35.154	35.217	35.363	35.536	35.699	35.943	36.218	36.452	36.559	36.546
25-29	38.237	37.836	37.364	36.922	36.616	36.452	36.428	36.510	36.678	36.864	37.046
30-34	40.256	39.803	39.411	39.005	38.618	38.145	37.741	37.265	36.820	36.499	36.325
35-39	39.840	39.756	39.559	39.346	39.027	38.769	38.323	37.935	37.534	37.142	36.670
40-44	39.298	39.596	39.771	39.841	39.802	39.672	39.581	39.378	39.158	38.824	38.551
45-49	35.742	36.254	36.789	37.320	37.779	38.131	38.422	38.591	38.658	38.610	38.475
50-54	30.862	31.639	32.280	32.852	33.409	34.009	34.503	35.017	35.527	35.961	36.294
55-59	24.098	25.221	26.270	27.234	28.098	28.860	29.600	30.210	30.758	31.286	31.849
60-64	18.304	19.087	20.076	21.190	22.304	23.345	24.450	25.479	26.432	27.278	28.026
65-69	15.117	15.481	15.796	16.173	16.731	17.542	18.314	19.282	20.370	21.454	22.468
70-74	10.251	10.512	10.799	11.088	11.354	11.584	11.886	12.150	12.463	12.916	13.564
75+	10.679	10.883	11.112	11.363	11.632	11.925	12.258	12.619	12.991	13.344	13.683
JUMLAH	505.694	508.512	510.998	513.398	515.597	517.712	519.717	521.388	523.006	524.282	525.483

Tabel II.18.2
 PROYEKSI PENDUDUK
 MENURUT JENIS KELAMIN DAN KELOMPOK UMUR
 TAHUN 2010 - 2020

NGANJUK

PEREMPUAN

KELOMPOK UMUR	2010	2011	2012	2013	2014	2015	2016	2017	2018	2019	2020
(1)	(2)	(3)	(4)	(5)	(6)	(7)	(8)	(9)	(10)	(11)	(12)
0-4	41.027	40.700	40.269	39.843	39.377	38.870	38.329	37.824	37.334	36.873	36.431
5-9	39.922	39.675	39.517	39.369	39.171	38.915	38.599	38.188	37.764	37.328	36.841
10-14	41.689	41.458	41.168	40.807	40.436	40.147	39.894	39.732	39.563	39.367	39.100
15-19	37.207	37.195	37.212	37.200	37.120	36.989	36.773	36.508	36.164	35.832	35.558
20-24	35.155	34.992	34.964	34.971	34.979	34.959	34.960	34.988	34.975	34.909	34.784
25-29	38.759	38.221	37.590	36.995	36.491	36.211	36.046	36.021	36.022	36.045	36.026
30-34	40.472	40.165	39.925	39.651	39.264	38.703	38.158	37.519	36.901	36.397	36.106
35-39	40.066	39.957	39.804	39.659	39.499	39.385	39.079	38.841	38.550	38.171	37.612
40-44	40.893	41.099	41.197	41.199	41.100	40.936	40.824	40.663	40.496	40.335	40.209
45-49	37.431	38.130	38.777	39.343	39.784	40.109	40.311	40.412	40.398	40.309	40.144
50-54	30.234	31.501	32.629	33.639	34.549	35.408	36.079	36.700	37.228	37.658	37.963
55-59	23.569	24.594	25.823	27.149	28.413	29.534	30.774	31.883	32.859	33.757	34.598
60-64	19.581	20.087	20.653	21.332	22.196	23.299	24.324	25.556	26.867	28.137	29.254
65-69	17.277	17.468	17.710	17.997	18.308	18.657	19.154	19.700	20.346	21.184	22.250
70-74	12.875	13.051	13.219	13.386	13.551	13.735	13.910	14.128	14.374	14.646	14.937
75+	17.167	17.300	17.459	17.659	17.888	18.147	18.444	18.748	19.053	19.381	19.715
JUMLAH	513.324	515.593	517.916	520.199	522.126	524.004	525.658	527.411	528.894	530.329	531.528

Tabel II.18.3
PROYEKSI PENDUDUK
MENURUT JENIS KELAMIN DAN KELOMPOK UMUR
TAHUN 2010 - 2020

NGANJUK

LAKI-LAKI + PEREMPUAN

KELOMPOK UMUR	2010	2011	2012	2013	2014	2015	2016	2017	2018	2019	2020
(1)	(2)	(3)	(4)	(5)	(6)	(7)	(8)	(9)	(10)	(11)	(12)
0-4	84.120	83.343	82.370	81.367	80.343	79.215	78.137	77.104	76.117	75.169	74.274
5-9	81.483	81.021	80.682	80.438	80.067	79.593	78.849	77.923	76.950	75.974	74.887
10-14	85.247	84.891	84.289	83.491	82.712	82.153	81.676	81.324	81.051	80.663	80.159
15-19	76.814	77.063	77.379	77.624	77.673	77.539	77.201	76.635	75.872	75.139	74.596
20-24	70.346	70.146	70.181	70.334	70.515	70.658	70.903	71.206	71.427	71.468	71.330
25-29	76.996	76.057	74.954	73.917	73.107	72.663	72.474	72.531	72.700	72.909	73.072
30-34	80.728	79.968	79.336	78.656	77.882	76.848	75.899	74.784	73.721	72.896	72.431
35-39	79.906	79.713	79.363	79.005	78.526	78.154	77.402	76.776	76.084	75.313	74.282
40-44	80.191	80.695	80.968	81.040	80.902	80.608	80.405	80.041	79.654	79.159	78.760
45-49	73.173	74.384	75.566	76.663	77.563	78.240	78.733	79.003	79.056	78.919	78.619
50-54	61.096	63.140	64.909	66.491	67.958	69.417	70.582	71.717	72.755	73.619	74.257
55-59	47.667	49.815	52.093	54.383	56.511	58.394	60.374	62.093	63.617	65.043	66.447
60-64	37.885	39.174	40.729	42.522	44.500	46.644	48.774	51.035	53.299	55.415	57.280
65-69	32.394	32.949	33.506	34.170	35.039	36.199	37.468	38.982	40.716	42.638	44.718
70-74	23.126	23.563	24.018	24.474	24.905	25.319	25.796	26.278	26.837	27.562	28.501
75+	27.846	28.183	28.571	29.022	29.520	30.072	30.702	31.367	32.044	32.725	33.398
JUMLAH	1.019.018	1.024.105	1.028.914	1.033.597	1.037.723	1.041.716	1.045.375	1.048.799	1.051.900	1.054.611	1.057.011

Tabel II.19.1
PROYEKSI PENDUDUK
MENURUT JENIS KELAMIN DAN KELOMPOK UMUR
TAHUN 2010 - 2020

MADIUN

LAKI-LAKI

KELOMPOK UMUR	2010	2011	2012	2013	2014	2015	2016	2017	2018	2019	2020
(1)	(2)	(3)	(4)	(5)	(6)	(7)	(8)	(9)	(10)	(11)	(12)
0- 4	26.375	26.028	25.638	25.251	24.850	24.408	24.029	23.679	23.328	22.993	22.677
5- 9	25.600	25.399	25.228	25.135	24.966	24.769	24.450	24.107	23.722	23.353	22.944
10-14	26.263	26.118	25.868	25.572	25.264	25.037	24.845	24.700	24.585	24.428	24.239
15-19	24.588	24.683	24.810	24.934	24.951	24.885	24.751	24.536	24.227	23.939	23.725
20-24	18.880	18.810	18.798	18.850	18.895	18.932	19.016	19.138	19.220	19.242	19.196
25-29	20.962	20.687	20.379	20.111	19.896	19.755	19.694	19.714	19.762	19.826	19.883
30-34	24.030	23.695	23.406	23.134	22.849	22.510	22.219	21.909	21.600	21.374	21.230
35-39	24.979	24.858	24.676	24.511	24.252	24.028	23.697	23.427	23.129	22.846	22.509
40-44	26.291	26.420	26.472	26.482	26.390	26.237	26.115	25.947	25.745	25.479	25.250
45-49	24.792	25.077	25.387	25.719	25.969	26.144	26.282	26.362	26.350	26.273	26.127
50-54	23.722	24.252	24.686	25.089	25.452	25.840	26.155	26.510	26.839	27.117	27.313
55-59	19.494	20.348	21.142	21.889	22.527	23.079	23.614	24.070	24.452	24.827	25.224
60-64	13.571	14.112	14.809	15.609	16.389	17.109	17.877	18.605	19.258	19.839	20.343
65-69	10.855	11.085	11.284	11.539	11.906	12.453	12.969	13.638	14.374	15.111	15.796
70-74	7.617	7.790	7.982	8.186	8.360	8.507	8.708	8.891	9.101	9.414	9.866
75+	8.901	9.048	9.211	9.406	9.605	9.824	10.074	10.355	10.637	10.911	11.164
JUMLAH	326.920	328.410	329.776	331.417	332.521	333.517	334.495	335.588	336.329	336.972	337.486

Tabel II.19.2
 PROYEKSI PENDUDUK
 MENURUT JENIS KELAMIN DAN KELOMPOK UMUR
 TAHUN 2010 - 2020

MADIUN

PEREMPUAN

KELOMPOK UMUR	2010	2011	2012	2013	2014	2015	2016	2017	2018	2019	2020
(1)	(2)	(3)	(4)	(5)	(6)	(7)	(8)	(9)	(10)	(11)	(12)
0- 4	24.712	24.463	24.154	23.835	23.500	23.154	22.781	22.423	22.085	21.764	21.455
5- 9	24.114	23.913	23.769	23.616	23.442	23.241	23.005	22.700	22.402	22.091	21.760
10-14	25.326	25.131	24.907	24.620	24.336	24.117	23.915	23.755	23.604	23.430	23.223
15-19	22.493	22.438	22.400	22.329	22.224	22.102	21.927	21.711	21.461	21.213	21.009
20-24	18.098	17.973	17.923	17.877	17.836	17.789	17.751	17.714	17.667	17.590	17.490
25-29	22.242	21.888	21.486	21.090	20.754	20.556	20.423	20.357	20.316	20.284	20.235
30-34	24.757	24.516	24.319	24.087	23.790	23.405	23.029	22.589	22.169	21.817	21.598
35-39	25.618	25.495	25.346	25.184	25.021	24.899	24.651	24.436	24.201	23.908	23.511
40-44	28.356	28.437	28.451	28.377	28.240	28.070	27.935	27.757	27.583	27.408	27.263
45-49	26.712	27.153	27.556	27.883	28.128	28.302	28.385	28.387	28.318	28.189	28.016
50-54	23.725	24.664	25.491	26.206	26.847	27.458	27.917	28.325	28.672	28.936	29.110
55-59	18.348	19.104	20.022	20.999	21.929	22.753	23.668	24.463	25.166	25.797	26.388
60-64	14.499	14.844	15.229	15.688	16.283	17.059	17.773	18.625	19.541	20.417	21.182
65-69	12.279	12.388	12.536	12.702	12.890	13.105	13.427	13.772	14.192	14.744	15.452
70-74	10.542	10.669	10.791	10.906	11.020	11.149	11.275	11.427	11.604	11.805	12.032
75+	14.735	14.819	14.932	15.067	15.227	15.411	15.636	15.859	16.084	16.319	16.574
JUMLAH	336.556	337.895	339.312	340.466	341.467	342.570	343.498	344.300	345.065	345.712	346.298

Tabel II.19.3
 PROYEKSI PENDUDUK
 MENURUT JENIS KELAMIN DAN KELOMPOK UMUR
 TAHUN 2010 - 2020

MADIUN

LAKI-LAKI + PEREMPUAN

KELOMPOK UMUR	2010	2011	2012	2013	2014	2015	2016	2017	2018	2019	2020
(1)	(2)	(3)	(4)	(5)	(6)	(7)	(8)	(9)	(10)	(11)	(12)
0-4	51.087	50.491	49.792	49.086	48.350	47.562	46.810	46.102	45.413	44.757	44.132
5-9	49.714	49.312	48.997	48.751	48.408	48.010	47.455	46.807	46.124	45.444	44.704
10-14	51.589	51.249	50.775	50.192	49.600	49.154	48.760	48.455	48.189	47.858	47.462
15-19	47.081	47.121	47.210	47.263	47.175	46.987	46.678	46.247	45.688	45.152	44.734
20-24	36.978	36.783	36.721	36.727	36.731	36.721	36.767	36.852	36.887	36.832	36.686
25-29	43.204	42.575	41.865	41.201	40.650	40.311	40.117	40.071	40.078	40.110	40.118
30-34	48.787	48.211	47.725	47.221	46.639	45.915	45.248	44.498	43.769	43.191	42.828
35-39	50.597	50.353	50.022	49.695	49.273	48.927	48.348	47.863	47.330	46.754	46.020
40-44	54.647	54.857	54.923	54.859	54.630	54.307	54.050	53.704	53.328	52.887	52.513
45-49	51.504	52.230	52.943	53.602	54.097	54.446	54.667	54.749	54.668	54.462	54.143
50-54	47.447	48.916	50.177	51.295	52.299	53.298	54.072	54.835	55.511	56.053	56.423
55-59	37.842	39.452	41.164	42.888	44.456	45.832	47.282	48.533	49.618	50.624	51.612
60-64	28.070	28.956	30.038	31.297	32.672	34.168	35.650	37.230	38.799	40.256	41.525
65-69	23.134	23.473	23.820	24.241	24.796	25.558	26.396	27.410	28.566	29.855	31.248
70-74	18.159	18.459	18.773	19.092	19.380	19.656	19.983	20.318	20.705	21.219	21.898
75+	23.636	23.867	24.143	24.473	24.832	25.235	25.710	26.214	26.721	27.230	27.738
JUMLAH	663.476	666.305	669.088	671.883	673.988	676.087	677.993	679.888	681.394	682.684	683.784

Tabel II.20.1
PROYEKSI PENDUDUK
MENURUT JENIS KELAMIN DAN KELOMPOK UMUR
TAHUN 2010 - 2020

MAGETAN

LAKI-LAKI

KELOMPOK UMUR	2010	2011	2012	2013	2014	2015	2016	2017	2018	2019	2020
(1)	(2)	(3)	(4)	(5)	(6)	(7)	(8)	(9)	(10)	(11)	(12)
0-4	23.474	23.116	22.731	22.321	21.909	21.474	21.083	20.714	20.360	20.018	19.694
5-9	22.425	22.202	22.016	21.869	21.666	21.448	21.115	20.757	20.378	20.010	19.613
10-14	23.899	23.716	23.452	23.112	22.774	22.521	22.289	22.092	21.937	21.741	21.523
15-19	23.613	23.652	23.736	23.781	23.737	23.623	23.432	23.159	22.814	22.485	22.233
20-24	17.951	17.845	17.806	17.801	17.797	17.793	17.824	17.884	17.918	17.893	17.811
25-29	19.504	19.207	18.891	18.586	18.338	18.170	18.067	18.028	18.031	18.044	18.053
30-34	22.532	22.171	21.863	21.545	21.223	20.864	20.538	20.192	19.861	19.602	19.424
35-39	21.593	21.444	21.250	21.045	20.768	20.532	20.194	19.904	19.606	19.317	18.987
40-44	22.703	22.766	22.774	22.714	22.576	22.396	22.233	22.023	21.801	21.521	21.278
45-49	21.511	21.714	21.944	22.164	22.322	22.424	22.480	22.482	22.420	22.297	22.121
50-54	21.684	22.120	22.479	22.776	23.045	23.347	23.567	23.818	24.055	24.243	24.361
55-59	18.523	19.294	20.013	20.659	21.205	21.677	22.119	22.479	22.784	23.074	23.388
60-64	14.096	14.628	15.323	16.103	16.862	17.568	18.306	18.996	19.616	20.158	20.620
65-69	10.650	10.854	11.030	11.244	11.572	12.077	12.544	13.151	13.830	14.502	15.123
70-74	8.168	8.335	8.529	8.720	8.881	9.018	9.207	9.372	9.571	9.875	10.325
75+	9.673	9.811	9.974	10.155	10.343	10.554	10.793	11.061	11.335	11.596	11.838
JUMLAH	301.999	302.875	303.811	304.595	305.018	305.486	305.791	306.112	306.317	306.376	306.392

Tabel II.20.2
 PROYEKSI PENDUDUK
 MENURUT JENIS KELAMIN DAN KELOMPOK UMUR
 TAHUN 2010 - 2020

MAGETAN											PEREMPUAN
KELOMPOK UMUR	2010	2011	2012	2013	2014	2015	2016	2017	2018	2019	2020
(1)	(2)	(3)	(4)	(5)	(6)	(7)	(8)	(9)	(10)	(11)	(12)
0- 4	22.172	21.901	21.553	21.214	20.868	20.493	20.105	19.740	19.383	19.039	18.720
5- 9	21.544	21.316	21.119	20.930	20.726	20.484	20.217	19.898	19.576	19.246	18.903
10-14	23.070	22.843	22.561	22.248	21.941	21.673	21.428	21.232	21.035	20.816	20.573
15-19	21.897	21.797	21.686	21.568	21.415	21.229	21.001	20.742	20.440	20.143	19.892
20-24	17.258	17.103	16.995	16.910	16.831	16.735	16.650	16.575	16.481	16.360	16.218
25-29	20.440	20.069	19.636	19.225	18.875	18.635	18.458	18.356	18.260	18.175	18.081
30-34	22.458	22.192	21.946	21.679	21.365	20.951	20.554	20.108	19.673	19.299	19.051
35-39	22.824	22.663	22.459	22.258	22.061	21.884	21.603	21.360	21.089	20.769	20.369
40-44	23.941	23.955	23.888	23.765	23.596	23.379	23.199	22.993	22.779	22.567	22.386
45-49	24.082	24.420	24.705	24.935	25.097	25.170	25.176	25.113	24.978	24.789	24.569
50-54	23.310	24.164	24.882	25.506	26.062	26.564	26.927	27.250	27.502	27.672	27.761
55-59	18.831	19.564	20.432	21.364	22.247	23.001	23.842	24.571	25.186	25.734	26.243
60-64	15.207	15.533	15.889	16.327	16.910	17.655	18.341	19.171	20.052	20.883	21.608
65-69	12.782	12.869	12.982	13.127	13.296	13.486	13.782	14.113	14.509	15.031	15.707
70-74	11.853	11.969	12.072	12.172	12.274	12.381	12.488	12.626	12.786	12.973	13.193
75+	17.606	17.669	17.757	17.880	18.032	18.207	18.422	18.649	18.878	19.105	19.354
JUMLAH	319.275	320.027	320.562	321.108	321.596	321.927	322.193	322.497	322.607	322.601	322.628

Tabel II.20.3
PROYEKSI PENDUDUK
MENURUT JENIS KELAMIN DAN KELOMPOK UMUR
TAHUN 2010 - 2020

MAGETAN

LAKI-LAKI + PEREMPUAN

KELOMPOK UMUR	2010	2011	2012	2013	2014	2015	2016	2017	2018	2019	2020
(1)	(2)	(3)	(4)	(5)	(6)	(7)	(8)	(9)	(10)	(11)	(12)
0- 4	45.646	45.017	44.284	43.535	42.777	41.967	41.188	40.454	39.743	39.057	38.414
5- 9	43.969	43.518	43.135	42.799	42.392	41.932	41.332	40.655	39.954	39.256	38.516
10-14	46.969	46.559	46.013	45.360	44.715	44.194	43.717	43.324	42.972	42.557	42.096
15-19	45.510	45.449	45.422	45.349	45.152	44.852	44.433	43.901	43.254	42.628	42.125
20-24	35.209	34.948	34.801	34.711	34.628	34.528	34.474	34.459	34.399	34.253	34.029
25-29	39.944	39.276	38.527	37.811	37.213	36.805	36.525	36.384	36.291	36.219	36.134
30-34	44.990	44.363	43.809	43.224	42.588	41.815	41.092	40.300	39.534	38.901	38.475
35-39	44.417	44.107	43.709	43.303	42.829	42.416	41.797	41.264	40.695	40.086	39.356
40-44	46.644	46.721	46.662	46.479	46.172	45.775	45.432	45.016	44.580	44.088	43.664
45-49	45.593	46.134	46.649	47.099	47.419	47.594	47.656	47.595	47.398	47.086	46.690
50-54	44.994	46.284	47.361	48.282	49.107	49.911	50.494	51.068	51.557	51.915	52.122
55-59	37.354	38.858	40.445	42.023	43.452	44.678	45.961	47.050	47.970	48.808	49.631
60-64	29.303	30.161	31.212	32.430	33.772	35.223	36.647	38.167	39.668	41.041	42.228
65-69	23.432	23.723	24.012	24.371	24.868	25.563	26.326	27.264	28.339	29.533	30.830
70-74	20.021	20.304	20.601	20.892	21.155	21.399	21.695	21.998	22.357	22.848	23.518
75+	27.279	27.480	27.731	28.035	28.375	28.761	29.215	29.710	30.213	30.701	31.192
JUMLAH	621.274	622.902	624.373	625.703	626.614	627.413	627.984	628.609	628.924	628.977	629.020

Tabel II.21.1
PROYEKSI PENDUDUK
MENURUT JENIS KELAMIN DAN KELOMPOK UMUR
TAHUN 2010 - 2020

NGAWI

LAKI-LAKI

KELOMPOK UMUR	2010	2011	2012	2013	2014	2015	2016	2017	2018	2019	2020
(1)	(2)	(3)	(4)	(5)	(6)	(7)	(8)	(9)	(10)	(11)	(12)
0-4	31.415	30.944	30.426	29.918	29.545	28.971	28.460	27.973	27.498	27.051	26.638
5-9	30.511	30.215	29.959	29.800	29.704	29.418	28.978	28.498	27.979	27.492	26.972
10-14	32.761	32.518	32.153	31.731	31.460	31.122	30.819	30.562	30.351	30.098	29.822
15-19	29.501	29.559	29.660	29.757	29.883	29.753	29.531	29.199	28.766	28.371	28.077
20-24	24.415	24.279	24.224	24.250	24.392	24.398	24.455	24.548	24.598	24.579	24.484
25-29	26.620	26.220	25.789	25.406	25.221	24.999	24.872	24.832	24.836	24.870	24.905
30-34	29.137	28.678	28.279	27.904	27.655	27.199	26.791	26.350	25.919	25.599	25.390
35-39	29.454	29.258	28.993	28.750	28.546	28.235	27.786	27.399	26.990	26.607	26.179
40-44	31.808	31.903	31.913	31.872	31.874	31.631	31.419	31.137	30.826	30.449	30.132
45-49	30.647	30.943	31.272	31.628	32.048	32.207	32.308	32.326	32.238	32.080	31.856
50-54	29.029	29.622	30.100	30.540	31.090	31.510	31.827	32.177	32.502	32.776	32.966
55-59	24.176	25.188	26.128	27.005	27.890	28.522	29.122	29.609	30.012	30.414	30.856
60-64	16.937	17.580	18.415	19.378	20.416	21.279	22.186	23.032	23.787	24.458	25.040
65-69	13.075	13.328	13.543	13.826	14.318	14.947	15.536	16.293	17.136	17.981	18.765
70-74	9.092	9.280	9.494	9.720	9.961	10.121	10.338	10.528	10.752	11.100	11.617
75+	9.820	9.964	10.127	10.323	10.580	10.801	11.052	11.333	11.617	11.889	12.149
JUMLAH	398.398	399.479	400.475	401.808	404.583	405.113	405.480	405.796	405.807	405.814	405.848

Tabel II.21.2
 PROYEKSI PENDUDUK
 MENURUT JENIS KELAMIN DAN KELOMPOK UMUR
 TAHUN 2010 - 2020

NGAWI

PEREMPUAN

KELOMPOK UMUR	2010	2011	2012	2013	2014	2015	2016	2017	2018	2019	2020
(1)	(2)	(3)	(4)	(5)	(6)	(7)	(8)	(9)	(10)	(11)	(12)
0-4	29.402	29.050	28.617	28.187	27.731	27.261	26.772	26.297	25.854	25.430	25.031
5-9	28.923	28.628	28.388	28.154	27.884	27.585	27.254	26.836	26.438	26.022	25.584
10-14	33.317	33.000	32.623	32.190	31.759	31.404	31.081	30.809	30.558	30.279	29.962
15-19	30.355	30.232	30.121	29.986	29.797	29.571	29.286	28.939	28.552	28.169	27.853
20-24	25.993	25.770	25.636	25.531	25.435	25.316	25.221	25.128	25.024	24.877	24.698
25-29	28.782	28.271	27.683	27.127	26.649	26.339	26.115	25.977	25.880	25.793	25.687
30-34	31.064	30.700	30.380	30.032	29.614	29.070	28.548	27.945	27.381	26.896	26.582
35-39	30.906	30.697	30.445	30.196	29.946	29.730	29.379	29.062	28.729	28.330	27.811
40-44	34.189	34.222	34.155	34.005	33.780	33.505	33.279	32.996	32.730	32.462	32.237
45-49	32.926	33.405	33.820	34.160	34.402	34.535	34.573	34.498	34.353	34.133	33.867
50-54	28.973	30.063	30.997	31.809	32.528	33.197	33.688	34.109	34.463	34.715	34.865
55-59	23.099	24.005	25.096	26.269	27.374	28.342	29.423	30.344	31.159	31.879	32.553
60-64	18.602	19.011	19.465	20.020	20.746	21.682	22.548	23.577	24.687	25.742	26.662
65-69	15.449	15.559	15.709	15.893	16.105	16.348	16.722	17.126	17.624	18.275	19.124
70-74	12.468	12.593	12.707	12.818	12.935	13.056	13.177	13.324	13.505	13.714	13.951
75+	16.143	16.195	16.288	16.402	16.561	16.729	16.934	17.136	17.346	17.578	17.819
JUMLAH	420.591	421.401	422.130	422.779	423.246	423.670	424.000	424.103	424.283	424.294	424.286

Tabel II.21.3
 PROYEKSI PENDUDUK
 MENURUT JENIS KELAMIN DAN KELOMPOK UMUR
 TAHUN 2010 - 2020

NGAWI

LAKI-LAKI + PEREMPUAN

KELOMPOK UMUR	2010	2011	2012	2013	2014	2015	2016	2017	2018	2019	2020
(1)	(2)	(3)	(4)	(5)	(6)	(7)	(8)	(9)	(10)	(11)	(12)
0-4	60.817	59.994	59.043	58.105	57.276	56.232	55.232	54.270	53.352	52.481	51.669
5-9	59.434	58.843	58.347	57.954	57.588	57.003	56.232	55.334	54.417	53.514	52.556
10-14	66.078	65.518	64.776	63.921	63.219	62.526	61.900	61.371	60.909	60.377	59.784
15-19	59.856	59.791	59.781	59.743	59.680	59.324	58.817	58.138	57.318	56.540	55.930
20-24	50.408	50.049	49.860	49.781	49.827	49.714	49.676	49.676	49.622	49.456	49.182
25-29	55.402	54.491	53.472	52.533	51.870	51.338	50.987	50.809	50.716	50.663	50.592
30-34	60.201	59.378	58.659	57.936	57.269	56.269	55.339	54.295	53.300	52.495	51.972
35-39	60.360	59.955	59.438	58.946	58.492	57.965	57.165	56.461	55.719	54.937	53.990
40-44	65.997	66.125	66.068	65.877	65.654	65.136	64.698	64.133	63.556	62.911	62.369
45-49	63.573	64.348	65.092	65.788	66.450	66.742	66.881	66.824	66.591	66.213	65.723
50-54	58.002	59.685	61.097	62.349	63.618	64.707	65.515	66.286	66.965	67.491	67.831
55-59	47.275	49.193	51.224	53.274	55.264	56.864	58.545	59.953	61.171	62.293	63.409
60-64	35.539	36.591	37.880	39.398	41.162	42.961	44.734	46.609	48.474	50.200	51.702
65-69	28.524	28.887	29.252	29.719	30.423	31.295	32.258	33.419	34.760	36.256	37.889
70-74	21.560	21.873	22.201	22.538	22.896	23.177	23.515	23.852	24.257	24.814	25.568
75+	25.963	26.159	26.415	26.725	27.141	27.530	27.986	28.469	28.963	29.467	29.968
JUMLAH	818.989	820.880	822.605	824.587	827.829	828.783	829.480	829.899	830.090	830.108	830.134

Tabel II.22.1
 PROYEKSI PENDUDUK
 MENURUT JENIS KELAMIN DAN KELOMPOK UMUR
 TAHUN 2010 – 2020

BOJONEGORO

LAKI-LAKI

KELOMPOK UMUR	2010	2011	2012	2013	2014	2015	2016	2017	2018	2019	2020
(1)	(2)	(3)	(4)	(5)	(6)	(7)	(8)	(9)	(10)	(11)	(12)
0- 4	47.326	46.777	46.161	45.344	44.854	44.156	43.532	42.942	42.383	41.850	41.343
5- 9	47.024	46.725	46.498	46.204	46.130	45.866	45.346	44.755	44.118	43.510	42.823
10-14	50.700	50.496	50.109	49.402	49.058	48.725	48.427	48.195	48.054	47.830	47.543
15-19	45.796	46.043	46.366	46.474	46.746	46.725	46.544	46.187	45.688	45.225	44.900
20-24	40.150	40.062	40.114	40.117	40.420	40.589	40.833	41.134	41.385	41.505	41.477
25-29	44.030	43.518	42.954	42.275	42.035	41.831	41.769	41.853	42.029	42.241	42.434
30-34	47.783	47.191	46.702	46.036	45.699	45.123	44.608	44.034	43.490	43.110	42.892
35-39	48.306	48.149	47.886	47.438	47.177	46.847	46.269	45.790	45.288	44.813	44.230
40-44	49.099	49.415	49.608	49.495	49.578	49.395	49.243	48.977	48.684	48.267	47.914
45-49	46.593	47.205	47.877	48.375	49.097	49.535	49.873	50.078	50.144	50.083	49.892
50-54	39.935	40.891	41.699	42.268	43.099	43.854	44.454	45.106	45.746	46.302	46.718
55-59	31.240	32.659	33.997	35.105	36.313	37.284	38.208	38.987	39.677	40.356	41.071
60-64	20.946	21.815	22.935	24.111	25.445	26.622	27.859	29.025	30.098	31.060	31.902
65-69	15.636	15.993	16.310	16.634	17.253	18.082	18.863	19.855	20.965	22.080	23.118
70-74	11.164	11.434	11.739	12.007	12.326	12.570	12.888	13.170	13.506	13.996	14.694
75+	12.674	12.899	13.167	13.406	13.761	14.109	14.491	14.908	15.341	15.760	16.155
JUMLAH	598.402	601.272	604.122	604.691	608.991	611.313	613.207	614.996	616.596	617.988	619.106

Tabel II.22.2
 PROYEKSI PENDUDUK
 MENURUT JENIS KELAMIN DAN KELOMPOK UMUR
 TAHUN 2010 - 2020

BOJONEGORO

PEREMPUAN

KELOMPOK UMUR	2010	2011	2012	2013	2014	2015	2016	2017	2018	2019	2020
(1)	(2)	(3)	(4)	(5)	(6)	(7)	(8)	(9)	(10)	(11)	(12)
0- 4	44.693	44.324	43.824	43.460	42.805	42.231	41.636	41.067	40.513	39.998	39.507
5- 9	45.183	44.891	44.682	44.613	44.240	43.925	43.562	43.073	42.577	42.066	41.505
10-14	47.829	47.548	47.182	46.876	46.291	45.934	45.638	45.425	45.211	44.967	44.651
15-19	44.216	44.194	44.189	44.278	44.035	43.857	43.598	43.259	42.827	42.415	42.087
20-24	43.611	43.399	43.338	43.438	43.323	43.284	43.289	43.314	43.286	43.199	43.039
25-29	47.705	47.032	46.230	45.589	44.840	44.475	44.269	44.219	44.205	44.224	44.200
30-34	50.519	50.113	49.776	49.523	48.892	48.166	47.484	46.669	45.883	45.244	44.875
35-39	49.569	49.420	49.196	49.113	48.758	48.588	48.202	47.878	47.494	47.009	46.313
40-44	50.893	51.130	51.219	51.323	51.036	50.806	50.657	50.432	50.199	49.980	49.813
45-49	46.630	47.490	48.266	49.071	49.462	49.835	50.075	50.171	50.130	49.995	49.779
50-54	37.498	39.073	40.457	41.808	42.805	43.853	44.680	45.425	46.055	46.567	46.931
55-59	28.252	29.467	30.931	32.611	34.033	35.370	36.873	38.200	39.370	40.444	41.453
60-64	21.540	22.085	22.679	23.465	24.330	25.525	26.642	27.979	29.412	30.798	32.021
65-69	18.525	18.726	18.977	19.317	19.601	19.974	20.508	21.091	21.783	22.675	23.810
70-74	15.792	16.009	16.220	16.454	16.628	16.850	17.073	17.338	17.639	17.979	18.364
75+	21.444	21.602	21.791	22.074	22.316	22.621	22.990	23.370	23.747	24.144	24.566
JUMLAH	613.899	616.503	618.957	623.013	623.395	625.294	627.176	628.910	630.331	631.704	632.914

Tabel II.22.3
PROYEKSI PENDUDUK
MENURUT JENIS KELAMIN DAN KELOMPOK UMUR
TAHUN 2010 - 2020

BOJONEGORO

LAKI-LAKI + PEREMPUAN

KELOMPOK UMUR	2010	2011	2012	2013	2014	2015	2016	2017	2018	2019	2020
(1)	(2)	(3)	(4)	(5)	(6)	(7)	(8)	(9)	(10)	(11)	(12)
0-4	92.019	91.101	89.985	88.804	87.659	86.387	85.168	84.009	82.896	81.848	80.850
5-9	92.207	91.616	91.180	90.817	90.370	89.791	88.908	87.828	86.695	85.576	84.328
10-14	98.529	98.044	97.291	96.278	95.349	94.659	94.065	93.620	93.265	92.797	92.194
15-19	90.012	90.237	90.555	90.752	90.781	90.582	90.142	89.446	88.515	87.640	86.987
20-24	83.761	83.461	83.452	83.555	83.743	83.873	84.122	84.448	84.671	84.704	84.516
25-29	91.735	90.550	89.184	87.864	86.875	86.306	86.038	86.072	86.234	86.465	86.634
30-34	98.302	97.304	96.478	95.559	94.591	93.289	92.092	90.703	89.373	88.354	87.767
35-39	97.875	97.569	97.082	96.551	95.935	95.435	94.471	93.668	92.782	91.822	90.543
40-44	99.992	100.545	100.827	100.818	100.614	100.201	99.900	99.409	98.883	98.247	97.727
45-49	93.223	94.695	96.143	97.446	98.559	99.370	99.948	100.249	100.274	100.078	99.671
50-54	77.433	79.964	82.156	84.076	85.904	87.707	89.134	90.531	91.801	92.869	93.649
55-59	59.492	62.126	64.928	67.716	70.346	72.654	75.081	77.187	79.047	80.800	82.524
60-64	42.486	43.900	45.614	47.576	49.775	52.147	54.501	57.004	59.510	61.858	63.923
65-69	34.161	34.719	35.287	35.951	36.854	38.056	39.371	40.946	42.748	44.755	46.928
70-74	26.956	27.443	27.959	28.461	28.954	29.420	29.961	30.508	31.145	31.975	33.058
75+	34.118	34.501	34.958	35.480	36.077	36.730	37.481	38.278	39.088	39.904	40.721
JUMLAH	1.212.301	1.217.775	1.223.079	1.227.704	1.232.386	1.236.607	1.240.383	1.243.906	1.246.927	1.249.692	1.252.020

Tabel II.23.1
 PROYEKSI PENDUDUK
 MENURUT JENIS KELAMIN DAN KELOMPOK UMUR
 TAHUN 2010 - 2020

TUBAN

LAKI-LAKI

KELOMPOK UMUR	2010	2011	2012	2013	2014	2015	2016	2017	2018	2019	2020
(1)	(2)	(3)	(4)	(5)	(6)	(7)	(8)	(9)	(10)	(11)	(12)
0- 4	44.733	44.336	43.856	43.339	42.827	42.264	41.776	41.317	40.876	40.458	40.066
5- 9	43.919	43.761	43.650	43.636	43.525	43.381	42.998	42.549	42.045	41.562	41.008
10-14	47.220	47.161	46.909	46.527	46.158	45.956	45.792	45.692	45.668	45.562	45.401
15-19	45.025	45.392	45.819	46.203	46.428	46.520	46.460	46.224	45.834	45.476	45.262
20-24	43.671	43.696	43.855	44.124	44.413	44.707	45.090	45.543	45.931	46.172	46.257
25-29	44.623	44.225	43.755	43.323	43.036	42.930	42.977	43.175	43.461	43.783	44.095
30-34	46.318	45.870	45.504	45.125	44.750	44.293	43.901	43.448	43.015	42.740	42.629
35-39	44.503	44.479	44.340	44.191	43.905	43.704	43.277	42.941	42.572	42.223	41.777
40-44	43.431	43.830	44.106	44.271	44.302	44.246	44.223	44.099	43.940	43.668	43.455
45-49	40.119	40.756	41.436	42.117	42.706	43.193	43.597	43.892	44.056	44.105	44.047
50-54	34.673	35.601	36.390	37.109	37.802	38.557	39.187	39.865	40.527	41.117	41.587
55-59	26.994	28.298	29.528	30.675	31.700	32.625	33.519	34.292	34.984	35.666	36.388
60-64	17.271	18.038	19.008	20.103	21.195	22.229	23.323	24.361	25.322	26.196	26.970
65-69	12.358	12.675	12.957	13.293	13.775	14.472	15.135	15.973	16.907	17.848	18.734
70-74	8.563	8.795	9.051	9.313	9.551	9.765	10.037	10.284	10.572	10.979	11.556
75+	9.300	9.496	9.710	9.957	10.206	10.482	10.803	11.137	11.491	11.834	12.160
JUMLAH	552.721	556.409	559.874	563.306	566.279	569.324	572.095	574.792	577.201	579.389	581.392

Tabel II.23.2
 PROYEKSI PENDUDUK
 MENURUT JENIS KELAMIN DAN KELOMPOK UMUR
 TAHUN 2010 - 2020

TUBAN

PEREMPUAN

KELOMPOK UMUR	2010	2011	2012	2013	2014	2015	2016	2017	2018	2019	2020
(1)	(2)	(3)	(4)	(5)	(6)	(7)	(8)	(9)	(10)	(11)	(12)
0- 4	41.987	41.719	41.330	40.974	40.541	40.079	39.593	39.126	38.677	38.265	37.883
5- 9	42.402	42.206	42.093	42.017	41.852	41.640	41.379	40.993	40.601	40.200	39.754
10-14	44.564	44.384	44.131	43.826	43.478	43.232	43.038	42.920	42.801	42.663	42.459
15-19	43.386	43.445	43.525	43.598	43.555	43.469	43.295	43.042	42.697	42.378	42.143
20-24	43.749	43.612	43.636	43.728	43.790	43.831	43.913	44.009	44.054	44.052	43.982
25-29	46.237	45.669	44.976	44.351	43.797	43.531	43.411	43.445	43.512	43.621	43.688
30-34	47.585	47.297	47.076	46.840	46.436	45.843	45.280	44.590	43.921	43.401	43.142
35-39	45.267	45.217	45.105	45.024	44.891	44.830	44.563	44.350	44.083	43.731	43.180
40-44	45.088	45.385	45.554	45.645	45.584	45.472	45.429	45.318	45.198	45.097	45.050
45-49	41.936	42.790	43.571	44.294	44.841	45.273	45.586	45.765	45.819	45.799	45.704
50-54	34.435	35.931	37.266	38.488	39.570	40.617	41.460	42.231	42.904	43.476	43.919
55-59	25.547	26.696	28.073	29.576	30.994	32.275	33.702	34.973	36.105	37.165	38.171
60-64	18.406	18.912	19.470	20.147	20.985	22.062	23.073	24.278	25.565	26.818	27.943
65-69	16.397	16.619	16.881	17.195	17.532	17.928	18.461	19.046	19.736	20.603	21.679
70-74	13.183	13.396	13.607	13.820	14.022	14.242	14.467	14.725	15.014	15.349	15.728
75+	18.020	18.197	18.416	18.668	18.950	19.267	19.629	20.011	20.389	20.783	21.199
JUMLAH	568.189	571.475	574.710	578.191	580.818	583.591	586.279	588.822	591.076	593.401	595.624

Tabel II.23.3
 PROYEKSI PENDUDUK
 MENURUT JENIS KELAMIN DAN KELOMPOK UMUR
 TAHUN 2010 - 2020

TUBAN

LAKI-LAKI + PEREMPUAN

KELOMPOK UMUR	2010	2011	2012	2013	2014	2015	2016	2017	2018	2019	2020
(1)	(2)	(3)	(4)	(5)	(6)	(7)	(8)	(9)	(10)	(11)	(12)
0-4	86.720	86.055	85.186	84.313	83.368	82.343	81.369	80.443	79.553	78.723	77.949
5-9	86.321	85.967	85.743	85.653	85.377	85.021	84.377	83.542	82.646	81.762	80.762
10-14	91.784	91.545	91.040	90.353	89.636	89.188	88.830	88.612	88.469	88.225	87.860
15-19	88.411	88.837	89.344	89.801	89.983	89.989	89.755	89.266	88.531	87.854	87.405
20-24	87.420	87.308	87.491	87.852	88.203	88.538	89.003	89.552	89.985	90.224	90.239
25-29	90.860	89.894	88.731	87.674	86.833	86.461	86.388	86.620	86.973	87.404	87.783
30-34	93.903	93.167	92.580	91.965	91.186	90.136	89.181	88.038	86.936	86.141	85.771
35-39	89.770	89.696	89.445	89.215	88.796	88.534	87.840	87.291	86.655	85.954	84.957
40-44	88.519	89.215	89.660	89.916	89.886	89.718	89.652	89.417	89.138	88.765	88.505
45-49	82.055	83.546	85.007	86.411	87.547	88.466	89.183	89.657	89.875	89.904	89.751
50-54	69.108	71.532	73.656	75.597	77.372	79.174	80.647	82.096	83.431	84.593	85.506
55-59	52.541	54.994	57.601	60.251	62.694	64.900	67.221	69.265	71.089	72.831	74.559
60-64	35.677	36.950	38.478	40.250	42.180	44.291	46.396	48.639	50.887	53.014	54.913
65-69	28.755	29.294	29.838	30.488	31.307	32.400	33.596	35.019	36.643	38.451	40.413
70-74	21.746	22.191	22.658	23.133	23.573	24.007	24.504	25.009	25.586	26.328	27.284
75+	27.320	27.693	28.126	28.625	29.156	29.749	30.432	31.148	31.880	32.617	33.359
JUMLAH	1.120.910	1.127.884	1.134.584	1.141.497	1.147.097	1.152.915	1.158.374	1.163.614	1.168.277	1.172.790	1.177.016

Tabel II.24.1
 PROYEKSI PENDUDUK
 MENURUT JENIS KELAMIN DAN KELOMPOK UMUR
 TAHUN 2010 - 2020

LAMONGAN

LAKI-LAKI

KELOMPOK UMUR	2010	2011	2012	2013	2014	2015	2016	2017	2018	2019	2020
(1)	(2)	(3)	(4)	(5)	(6)	(7)	(8)	(9)	(10)	(11)	(12)
0- 4	46.034	45.378	44.649	43.914	43.142	42.338	41.635	40.966	40.358	39.779	39.245
5- 9	46.967	46.543	46.182	45.945	45.561	45.158	44.529	43.838	43.137	42.464	41.742
10-14	51.552	51.206	50.666	50.012	49.324	48.838	48.415	48.059	47.832	47.522	47.177
15-19	48.610	48.740	48.939	49.114	49.064	48.887	48.576	48.080	47.474	46.908	46.511
20-24	39.321	39.128	39.064	39.116	39.143	39.184	39.319	39.509	39.677	39.719	39.642
25-29	40.042	39.469	38.843	38.276	37.800	37.498	37.347	37.327	37.416	37.536	37.661
30-34	41.999	41.367	40.819	40.286	39.718	39.095	38.550	37.957	37.421	37.026	36.792
35-39	44.846	44.578	44.206	43.846	43.308	42.870	42.234	41.690	41.158	40.650	40.072
40-44	44.526	44.691	44.735	44.688	44.457	44.156	43.906	43.559	43.219	42.771	42.403
45-49	42.606	43.050	43.536	44.040	44.395	44.652	44.840	44.911	44.888	44.751	44.524
50-54	38.917	39.740	40.407	41.008	41.531	42.126	42.594	43.108	43.640	44.091	44.430
55-59	30.781	32.091	33.309	34.439	35.381	36.213	37.014	37.673	38.271	38.855	39.494
60-64	20.949	21.759	22.808	24.007	25.164	26.246	27.394	28.470	29.467	30.355	31.138
65-69	14.386	14.675	14.922	15.236	15.695	16.400	17.063	17.915	18.883	19.850	20.757
70-74	10.616	10.844	11.101	11.367	11.591	11.785	12.050	12.285	12.573	13.005	13.637
75+	10.361	10.518	10.704	10.914	11.122	11.366	11.645	11.954	12.279	12.589	12.888
JUMLAH	572.513	573.777	574.890	576.208	576.396	576.812	577.111	577.301	577.693	577.871	578.113

Tabel II.24.2
 PROYEKSI PENDUDUK
 MENURUT JENIS KELAMIN DAN KELOMPOK UMUR
 TAHUN 2010 - 2020

LAMONGAN

PEREMPUAN

KELOMPOK UMUR	2010	2011	2012	2013	2014	2015	2016	2017	2018	2019	2020
(1)	(2)	(3)	(4)	(5)	(6)	(7)	(8)	(9)	(10)	(11)	(12)
0- 4	43.308	42.807	42.181	41.558	40.937	40.266	39.567	38.910	38.287	37.705	37.166
5- 9	44.828	44.389	44.032	43.683	43.316	42.880	42.391	41.789	41.199	40.605	39.977
10-14	49.192	48.741	48.202	47.577	46.991	46.486	46.035	45.686	45.353	44.997	44.584
15-19	48.513	48.333	48.169	47.959	47.703	47.372	46.938	46.435	45.853	45.298	44.850
20-24	41.849	41.509	41.312	41.152	41.029	40.866	40.735	40.634	40.502	40.318	40.082
25-29	44.016	43.254	42.375	41.537	40.841	40.388	40.073	39.909	39.798	39.716	39.612
30-34	46.581	46.051	45.586	45.077	44.487	43.696	42.941	42.085	41.274	40.605	40.194
35-39	48.779	48.472	48.090	47.713	47.350	47.040	46.509	46.056	45.568	44.995	44.235
40-44	48.345	48.413	48.337	48.140	47.861	47.499	47.210	46.861	46.526	46.203	45.950
45-49	46.341	47.030	47.633	48.130	48.504	48.724	48.807	48.759	48.602	48.355	48.046
50-54	40.246	41.762	43.068	44.201	45.229	46.184	46.892	47.530	48.069	48.486	48.766
55-59	29.514	30.684	32.092	33.598	35.051	36.309	37.713	38.938	40.016	40.994	41.920
60-64	22.582	23.084	23.640	24.317	25.217	26.374	27.444	28.727	30.113	31.442	32.614
65-69	18.525	18.672	18.864	19.099	19.380	19.707	20.183	20.713	21.359	22.192	23.250
70-74	16.110	16.284	16.448	16.609	16.768	16.944	17.121	17.337	17.600	17.908	18.268
75+	19.457	19.546	19.662	19.824	20.024	20.248	20.523	20.808	21.101	21.416	21.753
JUMLAH	608.186	609.031	609.691	610.174	610.688	610.983	611.082	611.177	611.220	611.235	611.267

Tabel II.24.3
 PROYEKSI PENDUDUK
 MENURUT JENIS KELAMIN DAN KELOMPOK UMUR
 TAHUN 2010 - 2020

LAMONGAN

LAKI-LAKI + PEREMPUAN

KELOMPOK UMUR	2010	2011	2012	2013	2014	2015	2016	2017	2018	2019	2020
(1)	(2)	(3)	(4)	(5)	(6)	(7)	(8)	(9)	(10)	(11)	(12)
0-4	89.342	88.185	86.830	85.472	84.079	82.604	81.202	79.876	78.645	77.484	76.411
5-9	91.795	90.932	90.214	89.628	88.877	88.038	86.920	85.627	84.336	83.069	81.719
10-14	100.744	99.947	98.868	97.589	96.315	95.324	94.450	93.745	93.185	92.519	91.761
15-19	97.123	97.073	97.108	97.073	96.767	96.259	95.514	94.515	93.327	92.206	91.361
20-24	81.170	80.637	80.376	80.268	80.172	80.050	80.054	80.143	80.179	80.037	79.724
25-29	84.058	82.723	81.218	79.813	78.641	77.886	77.420	77.236	77.214	77.252	77.273
30-34	88.580	87.418	86.405	85.363	84.205	82.791	81.491	80.042	78.695	77.631	76.986
35-39	93.625	93.050	92.296	91.559	90.658	89.910	88.743	87.746	86.726	85.645	84.307
40-44	92.871	93.104	93.072	92.828	92.318	91.655	91.116	90.420	89.745	88.974	88.353
45-49	88.947	90.080	91.169	92.170	92.899	93.376	93.647	93.670	93.490	93.106	92.570
50-54	79.163	81.502	83.475	85.209	86.760	88.310	89.486	90.638	91.709	92.577	93.196
55-59	60.295	62.775	65.401	68.037	70.432	72.522	74.727	76.611	78.287	79.849	81.414
60-64	43.531	44.843	46.448	48.324	50.381	52.620	54.838	57.197	59.580	61.797	63.752
65-69	32.911	33.347	33.786	34.335	35.075	36.107	37.246	38.628	40.242	42.042	44.007
70-74	26.726	27.128	27.549	27.976	28.359	28.729	29.171	29.622	30.173	30.913	31.905
75+	29.818	30.064	30.366	30.738	31.146	31.614	32.168	32.762	33.380	34.005	34.641
JUMLAH	1.180.699	1.182.808	1.184.581	1.186.382	1.187.084	1.187.795	1.188.193	1.188.478	1.188.913	1.189.106	1.189.380

Tabel II.25.1
PROYEKSI PENDUDUK
MENURUT JENIS KELAMIN DAN KELOMPOK UMUR
TAHUN 2010 - 2020

GRESIK

LAKI-LAKI

KELOMPOK UMUR	2010	2011	2012	2013	2014	2015	2016	2017	2018	2019	2020
(1)	(2)	(3)	(4)	(5)	(6)	(7)	(8)	(9)	(10)	(11)	(12)
0-4	54.075	54.050	53.923	53.740	53.565	53.319	53.152	53.008	52.894	52.806	52.745
5-9	53.738	53.998	54.326	54.767	55.100	55.393	55.375	55.253	55.070	54.907	54.643
10-14	51.293	51.663	51.831	51.842	51.876	52.097	52.355	52.675	53.103	53.436	53.707
15-19	48.173	48.978	49.865	50.706	51.396	51.944	52.320	52.488	52.495	52.535	52.738
20-24	46.885	47.309	47.892	48.592	49.334	50.093	50.953	51.896	52.787	53.522	54.082
25-29	50.770	50.745	50.637	50.560	50.661	50.976	51.467	52.136	52.936	53.784	54.634
30-34	53.834	53.765	53.795	53.797	53.814	53.726	53.705	53.598	53.519	53.635	53.958
35-39	50.951	51.356	51.638	51.898	52.009	52.219	52.151	52.175	52.174	52.195	52.090
40-44	45.304	46.108	46.798	47.369	47.813	48.168	48.555	48.822	49.066	49.179	49.364
45-49	37.893	38.823	39.809	40.807	41.735	42.576	43.343	44.000	44.545	44.980	45.306
50-54	31.270	32.379	33.382	34.329	35.273	36.290	37.198	38.157	39.126	40.037	40.845
55-59	23.694	25.050	26.364	27.619	28.789	29.887	30.968	31.947	32.872	33.803	34.783
60-64	14.114	14.866	15.800	16.851	17.920	18.959	20.062	21.130	22.152	23.113	24.002
65-69	10.144	10.493	10.819	11.193	11.699	12.398	13.078	13.916	14.856	15.820	16.746
70-74	6.707	6.946	7.211	7.482	7.739	7.980	8.275	8.548	8.863	9.286	9.857
75+	5.778	5.945	6.134	6.341	6.560	6.799	7.060	7.346	7.641	7.935	8.221
JUMLAH	584.623	592.474	600.224	607.893	615.283	622.824	630.017	637.095	644.099	650.973	657.721

Tabel II.25.2
 PROYEKSI PENDUDUK
 MENURUT JENIS KELAMIN DAN KELOMPOK UMUR
 TAHUN 2010 - 2020

GRESIK

PEREMPUAN

KELOMPOK UMUR	2010	2011	2012	2013	2014	2015	2016	2017	2018	2019	2020
(1)	(2)	(3)	(4)	(5)	(6)	(7)	(8)	(9)	(10)	(11)	(12)
0-4	50.815	50.935	50.888	50.871	50.782	50.635	50.458	50.314	50.184	50.085	50.008
5-9	50.596	50.807	51.099	51.433	51.685	51.867	51.992	51.975	51.942	51.881	51.744
10-14	49.106	49.340	49.472	49.546	49.587	49.732	49.941	50.256	50.570	50.848	51.036
15-19	48.124	48.621	49.127	49.632	50.026	50.360	50.601	50.760	50.806	50.869	51.018
20-24	47.886	48.161	48.593	49.110	49.616	50.092	50.629	51.199	51.720	52.172	52.537
25-29	53.779	53.588	53.223	52.930	52.735	52.864	53.185	53.707	54.277	54.893	55.453
30-34	56.317	56.467	56.676	56.866	56.872	56.631	56.429	56.066	55.729	55.552	55.696
35-39	52.266	52.669	52.980	53.330	53.643	54.031	54.176	54.407	54.564	54.598	54.371
40-44	46.383	47.101	47.675	48.170	48.533	48.828	49.208	49.531	49.845	50.172	50.549
45-49	39.076	40.223	41.304	42.342	43.244	44.038	44.729	45.308	45.770	46.147	46.448
50-54	31.044	32.679	34.178	35.596	36.921	38.223	39.358	40.452	41.465	42.388	43.184
55-59	21.815	22.997	24.390	25.917	27.407	28.789	30.331	31.765	33.094	34.366	35.605
60-64	15.700	16.279	16.908	17.652	18.554	19.673	20.756	22.032	23.403	24.760	26.010
65-69	12.981	13.267	13.589	13.957	14.353	14.797	15.365	15.989	16.711	17.592	18.671
70-74	9.712	9.955	10.191	10.436	10.679	10.939	11.202	11.503	11.832	12.194	12.596
75+	10.751	10.953	11.169	11.420	11.693	11.990	12.325	12.659	13.013	13.391	13.773
JUMLAH	596.351	604.042	611.462	619.208	626.330	633.489	640.685	647.923	654.925	661.908	668.699

Tabel II.25.3
PROYEKSI PENDUDUK
MENURUT JENIS KELAMIN DAN KELOMPOK UMUR
TAHUN 2010 - 2020

GRESIK

LAKI-LAKI + PEREMPUAN

KELOMPOK UMUR	2010	2011	2012	2013	2014	2015	2016	2017	2018	2019	2020
(1)	(2)	(3)	(4)	(5)	(6)	(7)	(8)	(9)	(10)	(11)	(12)
0-4	104.890	104.985	104.811	104.611	104.347	103.954	103.610	103.322	103.078	102.891	102.753
5-9	104.334	104.805	105.425	106.200	106.785	107.260	107.367	107.228	107.012	106.788	106.387
10-14	100.399	101.003	101.303	101.388	101.463	101.829	102.296	102.931	103.673	104.284	104.743
15-19	96.297	97.599	98.992	100.338	101.422	102.304	102.921	103.248	103.301	103.404	103.756
20-24	94.771	95.470	96.485	97.702	98.950	100.185	101.582	103.095	104.507	105.694	106.619
25-29	104.549	104.333	103.860	103.490	103.396	103.840	104.652	105.843	107.213	108.677	110.087
30-34	110.151	110.232	110.471	110.663	110.686	110.357	110.134	109.664	109.248	109.187	109.654
35-39	103.217	104.025	104.618	105.228	105.652	106.250	106.327	106.582	106.738	106.793	106.461
40-44	91.687	93.209	94.473	95.539	96.346	96.996	97.763	98.353	98.911	99.351	99.913
45-49	76.969	79.046	81.113	83.149	84.979	86.614	88.072	89.308	90.315	91.127	91.754
50-54	62.314	65.058	67.560	69.925	72.194	74.513	76.556	78.609	80.591	82.425	84.029
55-59	45.509	48.047	50.754	53.536	56.196	58.676	61.299	63.712	65.966	68.169	70.388
60-64	29.814	31.145	32.708	34.503	36.474	38.632	40.818	43.162	45.555	47.873	50.012
65-69	23.125	23.760	24.408	25.150	26.052	27.195	28.443	29.905	31.567	33.412	35.417
70-74	16.419	16.901	17.402	17.918	18.418	18.919	19.477	20.051	20.695	21.480	22.453
75+	16.529	16.898	17.303	17.761	18.253	18.789	19.385	20.005	20.654	21.326	21.994
JUMLAH	1.180.974	1.196.516	1.211.686	1.227.101	1.241.613	1.256.313	1.270.702	1.285.018	1.299.024	1.312.881	1.326.420

Tabel II.26.1
PROYEKSI PENDUDUK
MENURUT JENIS KELAMIN DAN KELOMPOK UMUR
TAHUN 2010 - 2020

BANGKALAN

LAKI-LAKI

KELOMPOK UMUR	2010	2011	2012	2013	2014	2015	2016	2017	2018	2019	2020
(1)	(2)	(3)	(4)	(5)	(6)	(7)	(8)	(9)	(10)	(11)	(12)
0- 4	40.981	40.819	40.593	40.306	40.051	39.707	39.447	39.212	38.998	38.785	38.616
5- 9	46.028	46.090	46.220	46.424	46.563	46.623	46.447	46.193	45.889	45.578	45.212
10-14	49.183	49.365	49.366	49.195	49.076	49.089	49.162	49.300	49.539	49.658	49.747
15-19	46.258	46.869	47.563	48.189	48.691	49.014	49.199	49.196	49.041	48.891	48.921
20-24	35.715	35.913	36.238	36.633	37.077	37.496	38.011	38.585	39.120	39.513	39.797
25-29	32.444	32.315	32.142	31.977	31.940	32.010	32.207	32.519	32.911	33.311	33.727
30-34	28.922	28.785	28.708	28.604	28.524	28.365	28.255	28.105	27.973	27.927	28.004
35-39	28.280	28.407	28.470	28.508	28.480	28.482	28.347	28.268	28.174	28.077	27.929
40-44	25.558	25.922	26.225	26.448	26.611	26.703	26.824	26.884	26.930	26.889	26.903
45-49	25.304	25.835	26.406	26.968	27.496	27.938	28.343	28.678	28.940	29.110	29.227
50-54	22.654	23.377	24.022	24.612	25.211	25.835	26.390	26.982	27.577	28.112	28.586
55-59	16.303	17.176	18.019	18.808	19.543	20.208	20.868	21.456	22.006	22.542	23.120
60-64	13.172	13.824	14.647	15.563	16.500	17.387	18.334	19.247	20.112	20.905	21.641
65-69	8.488	8.749	8.992	9.268	9.657	10.194	10.715	11.365	12.093	12.828	13.535
70-74	7.243	7.475	7.734	7.996	8.246	8.470	8.752	9.012	9.311	9.718	10.283
75+	7.083	7.267	7.471	7.690	7.935	8.189	8.475	8.787	9.114	9.428	9.742
JUMLAH	433.616	438.188	442.816	447.189	451.601	455.710	459.776	463.789	467.728	471.272	474.990

Tabel II.26.2
PROYEKSI PENDUDUK
MENURUT JENIS KELAMIN DAN KELOMPOK UMUR
TAHUN 2010 - 2020

BANGKALAN

PEREMPUAN

KELOMPOK UMUR	2010	2011	2012	2013	2014	2015	2016	2017	2018	2019	2020
(1)	(2)	(3)	(4)	(5)	(6)	(7)	(8)	(9)	(10)	(11)	(12)
0- 4	39.828	39.789	39.612	39.483	39.233	38.978	38.702	38.422	38.170	37.959	37.748
5- 9	43.610	43.648	43.745	43.905	43.918	43.915	43.863	43.655	43.450	43.248	42.958
10-14	46.557	46.627	46.587	46.522	46.349	46.315	46.341	46.430	46.527	46.620	46.604
15-19	46.497	46.822	47.146	47.492	47.657	47.802	47.857	47.797	47.649	47.537	47.487
20-24	39.295	39.396	39.615	39.925	40.163	40.410	40.703	40.997	41.259	41.478	41.607
25-29	36.882	36.634	36.263	35.959	35.679	35.640	35.731	35.931	36.171	36.457	36.689
30-34	33.391	33.364	33.366	33.373	33.232	32.974	32.742	32.401	32.082	31.875	31.834
35-39	33.209	33.352	33.433	33.552	33.594	33.705	33.665	33.656	33.615	33.516	33.251
40-44	31.545	31.933	32.218	32.459	32.568	32.650	32.787	32.857	32.931	33.017	33.122
45-49	30.271	31.045	31.768	32.469	33.020	33.507	33.915	34.213	34.429	34.593	34.679
50-54	24.593	25.783	26.856	27.875	28.775	29.673	30.439	31.147	31.801	32.392	32.872
55-59	17.996	18.913	19.974	21.136	22.228	23.240	24.363	25.374	26.303	27.198	28.051
60-64	16.106	16.657	17.258	17.983	18.829	19.887	20.911	22.092	23.360	24.610	25.737
65-69	12.239	12.477	12.738	13.051	13.374	13.756	14.246	14.780	15.402	16.168	17.090
70-74	10.340	10.562	10.776	11.000	11.206	11.436	11.669	11.931	12.224	12.553	12.911
75+	13.423	13.623	13.853	14.124	14.395	14.707	15.063	15.422	15.791	16.179	16.582
JUMLAH	475.782	480.625	485.208	490.308	494.220	498.595	502.997	507.105	511.164	515.400	519.222

Tabel II.26.3
PROYEKSI PENDUDUK
MENURUT JENIS KELAMIN DAN KELOMPOK UMUR
TAHUN 2010 - 2020

BANGKALAN

LAKI-LAKI + PEREMPUAN

KELOMPOK UMUR	2010	2011	2012	2013	2014	2015	2016	2017	2018	2019	2020
(1)	(2)	(3)	(4)	(5)	(6)	(7)	(8)	(9)	(10)	(11)	(12)
0-4	80.809	80.608	80.205	79.789	79.284	78.685	78.149	77.634	77.168	76.744	76.364
5-9	89.638	89.738	89.965	90.329	90.481	90.538	90.310	89.848	89.339	88.826	88.170
10-14	95.740	95.992	95.953	95.717	95.425	95.404	95.503	95.730	96.066	96.278	96.351
15-19	92.755	93.691	94.709	95.681	96.348	96.816	97.056	96.993	96.690	96.428	96.408
20-24	75.010	75.309	75.853	76.558	77.240	77.906	78.714	79.582	80.379	80.991	81.404
25-29	69.326	68.949	68.405	67.936	67.619	67.650	67.938	68.450	69.082	69.768	70.416
30-34	62.313	62.149	62.074	61.977	61.756	61.339	60.997	60.506	60.055	59.802	59.838
35-39	61.489	61.759	61.903	62.060	62.074	62.187	62.012	61.924	61.789	61.593	61.180
40-44	57.103	57.855	58.443	58.907	59.179	59.353	59.611	59.741	59.861	59.906	60.025
45-49	55.575	56.880	58.174	59.437	60.516	61.445	62.258	62.891	63.369	63.703	63.906
50-54	47.247	49.160	50.878	52.487	53.986	55.508	56.829	58.129	59.378	60.504	61.458
55-59	34.299	36.089	37.993	39.944	41.771	43.448	45.231	46.830	48.309	49.740	51.171
60-64	29.278	30.481	31.905	33.546	35.329	37.274	39.245	41.339	43.472	45.515	47.378
65-69	20.727	21.226	21.730	22.319	23.031	23.950	24.961	26.145	27.495	28.996	30.625
70-74	17.583	18.037	18.510	18.996	19.452	19.906	20.421	20.943	21.535	22.271	23.194
75+	20.506	20.890	21.324	21.814	22.330	22.896	23.538	24.209	24.905	25.607	26.324
JUMLAH	909.398	918.813	928.024	937.497	945.821	954.305	962.773	970.894	978.892	986.672	994.212

Tabel II.27.1
 PROYEKSI PENDUDUK
 MENURUT JENIS KELAMIN DAN KELOMPOK UMUR
 TAHUN 2010 - 2020

SAMPANG

LAKI-LAKI

KELOMPOK UMUR	2010	2011	2012	2013	2014	2015	2016	2017	2018	2019	2020
(1)	(2)	(3)	(4)	(5)	(6)	(7)	(8)	(9)	(10)	(11)	(12)
0-4	39.166	39.170	39.081	38.932	38.823	38.621	38.510	38.402	38.316	38.271	38.226
5-9	45.416	45.662	45.943	46.297	46.599	46.819	46.815	46.708	46.548	46.435	46.209
10-14	50.324	50.715	50.883	50.873	50.930	51.116	51.381	51.690	52.107	52.461	52.724
15-19	47.248	48.066	48.938	49.746	50.443	50.950	51.331	51.492	51.494	51.560	51.758
20-24	37.602	37.964	38.433	38.980	39.592	40.177	40.879	41.629	42.341	42.953	43.401
25-29	34.221	34.222	34.153	34.088	34.169	34.361	34.701	35.148	35.685	36.276	36.848
30-34	30.895	30.873	30.891	30.882	30.905	30.835	30.830	30.765	30.718	30.802	30.986
35-39	29.257	29.507	29.671	29.808	29.885	29.988	29.956	29.967	29.963	29.990	29.930
40-44	25.528	25.996	26.387	26.699	26.960	27.144	27.369	27.517	27.652	27.731	27.834
45-49	24.282	24.892	25.527	26.157	26.762	27.285	27.783	28.201	28.548	28.842	29.053
50-54	20.823	21.574	22.243	22.866	23.504	24.167	24.779	25.415	26.059	26.679	27.216
55-59	14.550	15.392	16.199	16.963	17.689	18.354	19.024	19.622	20.190	20.771	21.373
60-64	11.892	12.531	13.319	14.199	15.108	15.975	16.906	17.806	18.665	19.484	20.236
65-69	6.929	7.171	7.395	7.648	7.996	8.468	8.935	9.508	10.150	10.812	11.446
70-74	5.420	5.617	5.832	6.048	6.258	6.450	6.688	6.910	7.164	7.507	7.970
75+	4.829	4.974	5.133	5.301	5.487	5.684	5.903	6.140	6.389	6.640	6.879
JUMLAH	428.382	434.326	440.028	445.487	451.110	456.394	461.790	466.920	471.989	477.214	482.089

Tabel II.27.2
 PROYEKSI PENDUDUK
 MENURUT JENIS KELAMIN DAN KELOMPOK UMUR
 TAHUN 2010 - 2020

SAMPANG

PEREMPUAN

KELOMPOK UMUR	2010	2011	2012	2013	2014	2015	2016	2017	2018	2019	2020
(1)	(2)	(3)	(4)	(5)	(6)	(7)	(8)	(9)	(10)	(11)	(12)
0- 4	38.364	38.447	38.416	38.286	38.333	38.233	38.093	37.966	37.865	37.773	37.721
5- 9	43.644	43.821	44.077	44.231	44.589	44.761	44.859	44.816	44.786	44.711	44.600
10-14	46.994	47.212	47.343	47.270	47.457	47.612	47.802	48.078	48.371	48.613	48.800
15-19	44.904	45.352	45.824	46.142	46.649	46.973	47.186	47.308	47.349	47.381	47.527
20-24	40.971	41.207	41.587	41.911	42.476	42.902	43.362	43.840	44.294	44.666	44.991
25-29	38.037	37.903	37.652	37.339	37.319	37.424	37.647	38.001	38.404	38.827	39.233
30-34	33.674	33.758	33.887	33.898	34.003	33.870	33.745	33.514	33.314	33.195	33.288
35-39	31.905	32.148	32.341	32.461	32.744	32.985	33.065	33.186	33.277	33.284	33.151
40-44	29.527	29.985	30.360	30.592	30.914	31.112	31.350	31.537	31.733	31.919	32.156
45-49	27.259	28.051	28.807	29.445	30.165	30.728	31.208	31.599	31.922	32.173	32.384
50-54	21.947	23.090	24.141	25.061	26.067	26.989	27.779	28.538	29.250	29.887	30.456
55-59	15.543	16.386	17.373	18.389	19.485	20.454	21.520	22.506	23.424	24.300	25.168
60-64	13.767	14.280	14.840	15.456	16.296	17.281	18.232	19.339	20.537	21.712	22.806
65-69	9.451	9.664	9.899	10.143	10.466	10.800	11.218	11.675	12.209	12.852	13.641
70-74	7.645	7.834	8.020	8.189	8.403	8.608	8.815	9.044	9.302	9.584	9.895
75+	8.682	8.837	9.018	9.199	9.435	9.675	9.943	10.215	10.494	10.784	11.095
JUMLAH	452.314	457.975	463.585	468.012	474.801	480.407	485.824	491.162	496.531	501.661	506.912

Tabel II.27.3
PROYEKSI PENDUDUK
MENURUT JENIS KELAMIN DAN KELOMPOK UMUR
TAHUN 2010 - 2020

SAMPANG

LAKI-LAKI + PEREMPUAN

KELOMPOK UMUR	2010	2011	2012	2013	2014	2015	2016	2017	2018	2019	2020
(1)	(2)	(3)	(4)	(5)	(6)	(7)	(8)	(9)	(10)	(11)	(12)
0-4	77.530	77.617	77.497	77.218	77.156	76.854	76.603	76.368	76.181	76.044	75.947
5-9	89.060	89.483	90.020	90.528	91.188	91.580	91.674	91.524	91.334	91.146	90.809
10-14	97.318	97.927	98.226	98.143	98.387	98.728	99.183	99.768	100.478	101.074	101.524
15-19	92.152	93.418	94.762	95.888	97.092	97.923	98.517	98.800	98.843	98.941	99.285
20-24	78.573	79.171	80.020	80.891	82.068	83.079	84.241	85.469	86.635	87.619	88.392
25-29	72.258	72.125	71.805	71.427	71.488	71.785	72.348	73.149	74.089	75.103	76.081
30-34	64.569	64.631	64.778	64.780	64.908	64.705	64.575	64.279	64.032	63.997	64.274
35-39	61.162	61.655	62.012	62.269	62.629	62.973	63.021	63.153	63.240	63.274	63.081
40-44	55.055	55.981	56.747	57.291	57.874	58.256	58.719	59.054	59.385	59.650	59.990
45-49	51.541	52.943	54.334	55.602	56.927	58.013	58.991	59.800	60.470	61.015	61.437
50-54	42.770	44.664	46.384	47.927	49.571	51.156	52.558	53.953	55.309	56.566	57.672
55-59	30.093	31.778	33.572	35.352	37.174	38.808	40.544	42.128	43.614	45.071	46.541
60-64	25.659	26.811	28.159	29.655	31.404	33.256	35.138	37.145	39.202	41.196	43.042
65-69	16.380	16.835	17.294	17.791	18.462	19.268	20.153	21.183	22.359	23.664	25.087
70-74	13.065	13.451	13.852	14.237	14.661	15.058	15.503	15.954	16.466	17.091	17.865
75+	13.511	13.811	14.151	14.500	14.922	15.359	15.846	16.355	16.883	17.424	17.974
JUMLAH	880.696	892.301	903.613	913.499	925.911	936.801	947.614	958.082	968.520	978.875	989.001

Tabel II.28.1
 PROYEKSI PENDUDUK
 MENURUT JENIS KELAMIN DAN KELOMPOK UMUR
 TAHUN 2010 - 2020

PAMEKASAN

LAKI-LAKI

KELOMPOK UMUR	2010	2011	2012	2013	2014	2015	2016	2017	2018	2019	2020
(1)	(2)	(3)	(4)	(5)	(6)	(7)	(8)	(9)	(10)	(11)	(12)
0-4	33.176	33.117	33.001	32.860	32.695	32.494	32.356	32.229	32.110	32.027	31.954
5-9	34.606	34.729	34.898	35.152	35.303	35.436	35.384	35.260	35.091	34.956	34.748
10-14	39.851	40.086	40.169	40.142	40.098	40.207	40.359	40.555	40.825	41.042	41.203
15-19	40.333	40.954	41.647	42.314	42.813	43.201	43.464	43.550	43.490	43.485	43.602
20-24	34.144	34.408	34.792	35.269	35.744	36.238	36.819	37.451	38.039	38.533	38.891
25-29	30.928	30.873	30.771	30.699	30.705	30.847	31.109	31.474	31.909	32.392	32.865
30-34	32.225	32.143	32.123	32.097	32.050	31.947	31.898	31.793	31.700	31.740	31.894
35-39	30.512	30.714	30.846	30.975	30.987	31.064	30.988	30.964	30.917	30.901	30.802
40-44	26.542	26.978	27.350	27.661	27.869	28.033	28.225	28.344	28.446	28.486	28.559
45-49	24.445	25.012	25.618	26.238	26.786	27.284	27.742	28.128	28.435	28.686	28.862
50-54	19.283	19.941	20.534	21.099	21.640	22.230	22.760	23.318	23.874	24.408	24.872
55-59	14.981	15.817	16.629	17.404	18.109	18.772	19.428	20.017	20.566	21.128	21.718
60-64	10.450	10.993	11.670	12.435	13.201	13.944	14.737	15.504	16.230	16.918	17.549
65-69	7.019	7.249	7.467	7.719	8.053	8.520	8.978	9.542	10.172	10.820	11.441
70-74	4.358	4.507	4.673	4.845	5.003	5.151	5.334	5.504	5.699	5.965	6.324
75+	4.648	4.780	4.925	5.084	5.251	5.432	5.636	5.856	6.084	6.314	6.538
JUMLAH	387.501	392.301	397.113	401.993	406.307	410.800	415.217	419.489	423.587	427.801	431.822

Tabel II.28.2
 PROYEKSI PENDUDUK
 MENURUT JENIS KELAMIN DAN KELOMPOK UMUR
 TAHUN 2010 - 2020

PAMEKASAN

PEREMPUAN

KELOMPOK UMUR	2010	2011	2012	2013	2014	2015	2016	2017	2018	2019	2020
(1)	(2)	(3)	(4)	(5)	(6)	(7)	(8)	(9)	(10)	(11)	(12)
0- 4	31.915	31.939	31.875	31.819	31.720	31.593	31.432	31.295	31.172	31.058	30.963
5- 9	33.514	33.599	33.756	33.928	34.052	34.133	34.160	34.099	34.028	33.930	33.788
10-14	38.416	38.539	38.600	38.602	38.585	38.655	38.757	38.942	39.127	39.281	39.366
15-19	37.921	38.244	38.590	38.920	39.174	39.388	39.512	39.573	39.555	39.536	39.593
20-24	35.700	35.848	36.130	36.466	36.797	37.109	37.450	37.822	38.155	38.426	38.639
25-29	35.526	35.347	35.075	34.836	34.673	34.721	34.882	35.178	35.506	35.858	36.176
30-34	35.735	35.770	35.861	35.925	35.883	35.693	35.513	35.238	34.980	34.818	34.859
35-39	31.993	32.189	32.344	32.510	32.658	32.855	32.891	32.978	33.027	32.996	32.810
40-44	29.599	30.013	30.349	30.623	30.816	30.970	31.163	31.320	31.470	31.619	31.805
45-49	26.741	27.478	28.186	28.851	29.433	29.938	30.363	30.712	30.983	31.190	31.344
50-54	20.417	21.447	22.397	23.283	24.114	24.930	25.627	26.298	26.919	27.476	27.949
55-59	15.743	16.574	17.547	18.605	19.632	20.581	21.627	22.596	23.491	24.342	25.169
60-64	11.692	12.102	12.557	13.093	13.746	14.557	15.335	16.252	17.238	18.207	19.098
65-69	9.579	9.781	10.007	10.265	10.549	10.871	11.276	11.724	12.243	12.874	13.642
70-74	6.968	7.135	7.301	7.468	7.636	7.814	7.996	8.199	8.423	8.676	8.958
75+	9.645	9.808	10.002	10.220	10.449	10.706	10.993	11.289	11.593	11.904	12.233
JUMLAH	411.104	415.813	420.577	425.414	429.917	434.514	438.977	443.515	447.910	452.191	456.392

Tabel II.28.3
 PROYEKSI PENDUDUK
 MENURUT JENIS KELAMIN DAN KELOMPOK UMUR
 TAHUN 2010 - 2020

PAMEKASAN

LAKI-LAKI + PEREMPUAN

KELOMPOK UMUR	2010	2011	2012	2013	2014	2015	2016	2017	2018	2019	2020
(1)	(2)	(3)	(4)	(5)	(6)	(7)	(8)	(9)	(10)	(11)	(12)
0-4	65.091	65.056	64.876	64.679	64.415	64.087	63.788	63.524	63.282	63.085	62.917
5-9	68.120	68.328	68.654	69.080	69.355	69.569	69.544	69.359	69.119	68.886	68.536
10-14	78.267	78.625	78.769	78.744	78.683	78.862	79.116	79.497	79.952	80.323	80.569
15-19	78.254	79.198	80.237	81.234	81.987	82.589	82.976	83.123	83.045	83.021	83.195
20-24	69.844	70.256	70.922	71.735	72.541	73.347	74.269	75.273	76.194	76.959	77.530
25-29	66.454	66.220	65.846	65.535	65.378	65.568	65.991	66.652	67.415	68.250	69.041
30-34	67.960	67.913	67.984	68.022	67.933	67.640	67.411	67.031	66.680	66.558	66.753
35-39	62.505	62.903	63.190	63.485	63.645	63.919	63.879	63.942	63.944	63.897	63.612
40-44	56.141	56.991	57.699	58.284	58.685	59.003	59.388	59.664	59.916	60.105	60.364
45-49	51.186	52.490	53.804	55.089	56.219	57.222	58.105	58.840	59.418	59.876	60.206
50-54	39.700	41.388	42.931	44.382	45.754	47.160	48.387	49.616	50.793	51.884	52.821
55-59	30.724	32.391	34.176	36.009	37.741	39.353	41.055	42.613	44.057	45.470	46.887
60-64	22.142	23.095	24.227	25.528	26.947	28.501	30.072	31.756	33.468	35.125	36.647
65-69	16.598	17.030	17.474	17.984	18.602	19.391	20.254	21.266	22.415	23.694	25.083
70-74	11.326	11.642	11.974	12.313	12.639	12.965	13.330	13.703	14.122	14.641	15.282
75+	14.293	14.588	14.927	15.304	15.700	16.138	16.629	17.145	17.677	18.218	18.771
JUMLAH	798.605	808.114	817.690	827.407	836.224	845.314	854.194	863.004	871.497	879.992	888.214

Tabel II.29.1
 PROYEKSI PENDUDUK
 MENURUT JENIS KELAMIN DAN KELOMPOK UMUR
 TAHUN 2010 - 2020

SUMENEP

LAKI-LAKI

KELOMPOK UMUR	2010	2011	2012	2013	2014	2015	2016	2017	2018	2019	2020
(1)	(2)	(3)	(4)	(5)	(6)	(7)	(8)	(9)	(10)	(11)	(12)
0-4	38.719	38.342	37.877	37.380	36.921	36.383	35.939	35.502	35.095	34.699	34.342
5-9	39.208	39.033	38.884	38.819	38.699	38.517	38.153	37.706	37.232	36.764	36.252
10-14	41.121	41.033	40.762	40.374	40.031	39.800	39.634	39.497	39.448	39.314	39.150
15-19	38.685	38.967	39.282	39.557	39.729	39.751	39.674	39.423	39.060	38.716	38.509
20-24	35.354	35.343	35.427	35.595	35.808	35.995	36.280	36.599	36.882	37.037	37.081
25-29	36.844	36.483	36.048	35.644	35.388	35.253	35.267	35.387	35.595	35.819	36.051
30-34	40.722	40.293	39.919	39.533	39.184	38.729	38.361	37.919	37.512	37.231	37.114
35-39	43.788	43.727	43.536	43.328	43.026	42.769	42.323	41.942	41.549	41.165	40.707
40-44	39.195	39.521	39.718	39.813	39.819	39.714	39.666	39.506	39.334	39.048	38.834
45-49	37.819	38.388	38.976	39.565	40.094	40.495	40.847	41.073	41.195	41.196	41.117
50-54	32.503	33.344	34.038	34.665	35.292	35.947	36.509	37.095	37.684	38.191	38.606
55-59	25.371	26.574	27.693	28.730	29.672	30.499	31.312	31.995	32.616	33.215	33.869
60-64	18.654	19.465	20.485	21.636	22.799	23.878	25.035	26.118	27.129	28.032	28.847
65-69	12.805	13.123	13.397	13.724	14.214	14.914	15.587	16.429	17.377	18.324	19.222
70-74	8.188	8.402	8.637	8.875	9.096	9.287	9.540	9.763	10.028	10.404	10.943
75+	7.010	7.152	7.301	7.474	7.658	7.860	8.084	8.334	8.586	8.832	9.073
JUMLAH	495.986	499.190	501.980	504.712	507.430	509.791	512.211	514.288	516.322	517.987	519.717

Tabel II.29.2
 PROYEKSI PENDUDUK
 MENURUT JENIS KELAMIN DAN KELOMPOK UMUR
 TAHUN 2010 - 2020

SUMENEP

PEREMPUAN

KELOMPOK UMUR	2010	2011	2012	2013	2014	2015	2016	2017	2018	2019	2020
(1)	(2)	(3)	(4)	(5)	(6)	(7)	(8)	(9)	(10)	(11)	(12)
0-4	37.536	37.244	36.855	36.416	36.044	35.593	35.105	34.650	34.207	33.797	33.406
5-9	38.038	37.812	37.669	37.476	37.346	37.115	36.822	36.438	36.038	35.636	35.182
10-14	39.784	39.574	39.304	38.905	38.613	38.354	38.117	37.970	37.813	37.641	37.401
15-19	40.306	40.318	40.359	40.306	40.291	40.173	39.955	39.674	39.304	38.956	38.678
20-24	41.039	40.872	40.853	40.825	40.911	40.918	40.951	41.014	41.025	40.982	40.862
25-29	43.632	43.051	42.362	41.652	41.164	40.872	40.712	40.704	40.726	40.785	40.800
30-34	46.216	45.868	45.596	45.218	44.845	44.225	43.625	42.918	42.229	41.684	41.375
35-39	46.408	46.296	46.127	45.898	45.776	45.657	45.312	45.042	44.710	44.291	43.664
40-44	44.398	44.638	44.760	44.708	44.671	44.509	44.403	44.239	44.065	43.899	43.779
45-49	41.426	42.208	42.931	43.503	44.062	44.436	44.678	44.801	44.798	44.720	44.558
50-54	34.890	36.335	37.624	38.714	39.808	40.803	41.583	42.305	42.921	43.438	43.812
55-59	26.934	28.112	29.517	30.973	32.451	33.726	35.136	36.391	37.496	38.527	39.495
60-64	22.907	23.531	24.234	25.035	26.110	27.413	28.635	30.075	31.601	33.078	34.383
65-69	17.913	18.134	18.403	18.694	19.074	19.493	20.050	20.673	21.403	22.319	23.447
70-74	12.912	13.108	13.296	13.467	13.669	13.867	14.068	14.302	14.566	14.874	15.223
75+	14.263	14.387	14.545	14.709	14.937	15.168	15.442	15.720	16.003	16.296	16.605
JUMLAH	548.602	551.488	554.435	556.499	559.772	562.322	564.594	566.916	568.905	570.923	572.670

Tabel II.29.3
PROYEKSI PENDUDUK
MENURUT JENIS KELAMIN DAN KELOMPOK UMUR
TAHUN 2010 - 2020

SUMENEP

LAKI-LAKI + PEREMPUAN

KELOMPOK UMUR	2010	2011	2012	2013	2014	2015	2016	2017	2018	2019	2020
(1)	(2)	(3)	(4)	(5)	(6)	(7)	(8)	(9)	(10)	(11)	(12)
0-4	76.255	75.586	74.732	73.796	72.965	71.976	71.044	70.152	69.302	68.496	67.748
5-9	77.246	76.845	76.553	76.295	76.045	75.632	74.975	74.144	73.270	72.400	71.434
10-14	80.905	80.607	80.066	79.279	78.644	78.154	77.751	77.467	77.261	76.955	76.551
15-19	78.991	79.285	79.641	79.863	80.020	79.924	79.629	79.097	78.364	77.672	77.187
20-24	76.393	76.215	76.280	76.420	76.719	76.913	77.231	77.613	77.907	78.019	77.943
25-29	80.476	79.534	78.410	77.296	76.552	76.125	75.979	76.091	76.321	76.604	76.851
30-34	86.938	86.161	85.515	84.751	84.029	82.954	81.986	80.837	79.741	78.915	78.489
35-39	90.196	90.023	89.663	89.226	88.802	88.426	87.635	86.984	86.259	85.456	84.371
40-44	83.593	84.159	84.478	84.521	84.490	84.223	84.069	83.745	83.399	82.947	82.613
45-49	79.245	80.596	81.907	83.068	84.156	84.931	85.525	85.874	85.993	85.916	85.675
50-54	67.393	69.679	71.662	73.379	75.100	76.750	78.092	79.400	80.605	81.629	82.418
55-59	52.305	54.686	57.210	59.703	62.123	64.225	66.448	68.386	70.112	71.742	73.364
60-64	41.561	42.996	44.719	46.671	48.909	51.291	53.670	56.193	58.730	61.110	63.230
65-69	30.718	31.257	31.800	32.418	33.288	34.407	35.637	37.102	38.780	40.643	42.669
70-74	21.100	21.510	21.933	22.342	22.765	23.154	23.608	24.065	24.594	25.278	26.166
75+	21.273	21.539	21.846	22.183	22.595	23.028	23.526	24.054	24.589	25.128	25.678
JUMLAH	1.044.588	1.050.678	1.056.415	1.061.211	1.067.202	1.072.113	1.076.805	1.081.204	1.085.227	1.088.910	1.092.387

Tabel II.30.1
 PROYEKSI PENDUDUK
 MENURUT JENIS KELAMIN DAN KELOMPOK UMUR
 TAHUN 2010 - 2020

KOTA KEDIRI

LAKI-LAKI

KELOMPOK UMUR	2010	2011	2012	2013	2014	2015	2016	2017	2018	2019	2020
(1)	(2)	(3)	(4)	(5)	(6)	(7)	(8)	(9)	(10)	(11)	(12)
0- 4	11.540	11.474	11.384	11.290	11.192	11.067	10.972	10.893	10.791	10.724	10.657
5- 9	10.824	10.818	10.825	10.858	10.866	10.852	10.788	10.717	10.603	10.524	10.419
10-14	10.491	10.510	10.487	10.437	10.388	10.362	10.356	10.374	10.382	10.400	10.398
15-19	12.136	12.274	12.427	12.575	12.677	12.727	12.750	12.733	12.642	12.594	12.578
20-24	13.151	13.199	13.288	13.417	13.548	13.665	13.825	14.016	14.153	14.286	14.361
25-29	12.253	12.182	12.089	12.012	11.971	11.965	12.014	12.116	12.212	12.352	12.482
30-34	11.363	11.289	11.233	11.178	11.122	11.030	10.965	10.894	10.798	10.774	10.782
35-39	10.127	10.154	10.154	10.154	10.122	10.095	10.027	9.986	9.913	9.872	9.802
40-44	10.005	10.129	10.224	10.298	10.339	10.346	10.373	10.383	10.358	10.335	10.321
45-49	8.533	8.695	8.868	9.045	9.200	9.323	9.440	9.540	9.588	9.637	9.657
50-54	7.890	8.127	8.332	8.526	8.713	8.906	9.078	9.270	9.436	9.613	9.756
55-59	5.619	5.910	6.185	6.448	6.684	6.892	7.104	7.294	7.451	7.628	7.809
60-64	3.785	3.965	4.192	4.448	4.705	4.945	5.204	5.457	5.679	5.899	6.094
65-69	2.612	2.686	2.756	2.836	2.948	3.105	3.257	3.449	3.656	3.874	4.082
70-74	1.796	1.850	1.910	1.972	2.029	2.078	2.143	2.204	2.269	2.366	2.498
75+	1.865	1.916	1.961	2.019	2.074	2.135	2.207	2.283	2.361	2.442	2.515
JUMLAH	133.990	135.178	136.315	137.513	138.578	139.493	140.503	141.609	142.292	143.320	144.211

Tabel II.30.2
 PROYEKSI PENDUDUK
 MENURUT JENIS KELAMIN DAN KELOMPOK UMUR
 TAHUN 2010 - 2020

KOTA KEDIRI

PEREMPUAN

KELOMPOK UMUR	2010	2011	2012	2013	2014	2015	2016	2017	2018	2019	2020
(1)	(2)	(3)	(4)	(5)	(6)	(7)	(8)	(9)	(10)	(11)	(12)
0- 4	11.090	11.052	10.975	10.956	10.827	10.737	10.639	10.546	10.459	10.374	10.299
5- 9	10.512	10.497	10.494	10.549	10.494	10.474	10.441	10.372	10.308	10.233	10.147
10-14	9.941	9.932	9.899	9.902	9.810	9.786	9.772	9.772	9.779	9.772	9.752
15-19	12.840	12.901	12.961	13.076	13.052	13.070	13.059	13.020	12.958	12.896	12.861
20-24	12.016	12.015	12.047	12.157	12.153	12.200	12.255	12.313	12.366	12.390	12.402
25-29	11.031	10.927	10.784	10.706	10.553	10.519	10.518	10.555	10.604	10.653	10.695
30-34	10.738	10.707	10.685	10.708	10.601	10.497	10.400	10.267	10.148	10.048	10.016
35-39	9.932	9.952	9.950	10.004	9.961	9.980	9.951	9.935	9.909	9.854	9.757
40-44	10.248	10.347	10.411	10.504	10.477	10.484	10.505	10.510	10.519	10.525	10.542
45-49	9.642	9.867	10.071	10.307	10.426	10.560	10.666	10.740	10.789	10.814	10.822
50-54	8.214	8.594	8.933	9.287	9.535	9.817	10.050	10.267	10.467	10.634	10.772
55-59	5.841	6.123	6.454	6.841	7.158	7.472	7.821	8.136	8.422	8.689	8.946
60-64	4.197	4.326	4.467	4.656	4.845	5.110	5.360	5.655	5.975	6.281	6.562
65-69	3.202	3.255	3.312	3.397	3.459	3.543	3.656	3.780	3.928	4.111	4.336
70-74	2.500	2.547	2.591	2.649	2.684	2.734	2.783	2.841	2.904	2.976	3.056
75+	3.259	3.291	3.346	3.407	3.459	3.528	3.599	3.685	3.755	3.839	3.933
JUMLAH	135.203	136.333	137.380	139.106	139.494	140.511	141.475	142.394	143.290	144.089	144.898

Tabel II.31.3
PROYEKSI PENDUDUK
MENURUT JENIS KELAMIN DAN KELOMPOK UMUR
TAHUN 2010 - 2020

KOTA KEDIRI

LAKI-LAKI + PEREMPUAN

KELOMPOK UMUR	2010	2011	2012	2013	2014	2015	2016	2017	2018	2019	2020
(1)	(2)	(3)	(4)	(5)	(6)	(7)	(8)	(9)	(10)	(11)	(12)
0- 4	22.630	22.526	22.359	22.246	22.019	21.804	21.611	21.439	21.250	21.098	20.956
5- 9	21.336	21.315	21.319	21.407	21.360	21.326	21.229	21.089	20.911	20.757	20.566
10-14	20.432	20.442	20.386	20.339	20.198	20.148	20.128	20.146	20.161	20.172	20.150
15-19	24.976	25.175	25.388	25.651	25.729	25.797	25.809	25.753	25.600	25.490	25.439
20-24	25.167	25.214	25.335	25.574	25.701	25.865	26.080	26.329	26.519	26.676	26.763
25-29	23.284	23.109	22.873	22.718	22.524	22.484	22.532	22.671	22.816	23.005	23.177
30-34	22.101	21.996	21.918	21.886	21.723	21.527	21.365	21.161	20.946	20.822	20.798
35-39	20.059	20.106	20.104	20.158	20.083	20.075	19.978	19.921	19.822	19.726	19.559
40-44	20.253	20.476	20.635	20.802	20.816	20.830	20.878	20.893	20.877	20.860	20.863
45-49	18.175	18.562	18.939	19.352	19.626	19.883	20.106	20.280	20.377	20.451	20.479
50-54	16.104	16.721	17.265	17.813	18.248	18.723	19.128	19.537	19.903	20.247	20.528
55-59	11.460	12.033	12.639	13.289	13.842	14.364	14.925	15.430	15.873	16.317	16.755
60-64	7.982	8.291	8.659	9.104	9.550	10.055	10.564	11.112	11.654	12.180	12.656
65-69	5.814	5.941	6.068	6.233	6.407	6.648	6.913	7.229	7.584	7.985	8.418
70-74	4.296	4.397	4.501	4.621	4.713	4.812	4.926	5.045	5.173	5.342	5.554
75+	5.124	5.207	5.307	5.426	5.533	5.663	5.806	5.968	6.116	6.281	6.448
JUMLAH	269.193	271.511	273.695	276.619	278.072	280.004	281.978	284.003	285.582	287.409	289.109

Tabel II.32.1
 PROYEKSI PENDUDUK
 MENURUT JENIS KELAMIN DAN KELOMPOK UMUR
 TAHUN 2010 - 2020

KOTA BLITAR

LAKI-LAKI

KELOMPOK UMUR	2010	2011	2012	2013	2014	2015	2016	2017	2018	2019	2020
(1)	(2)	(3)	(4)	(5)	(6)	(7)	(8)	(9)	(10)	(11)	(12)
0- 4	5.979	5.937	5.889	5.838	5.784	5.728	5.684	5.629	5.583	5.543	5.502
5- 9	5.611	5.601	5.602	5.617	5.617	5.619	5.591	5.541	5.489	5.443	5.382
10-14	5.641	5.644	5.629	5.600	5.570	5.565	5.568	5.562	5.575	5.578	5.571
15-19	5.251	5.305	5.369	5.431	5.470	5.501	5.516	5.494	5.464	5.437	5.423
20-24	4.839	4.851	4.883	4.928	4.972	5.024	5.086	5.144	5.203	5.245	5.267
25-29	5.624	5.584	5.540	5.502	5.479	5.486	5.514	5.546	5.598	5.657	5.710
30-34	5.402	5.361	5.331	5.303	5.273	5.238	5.212	5.165	5.127	5.110	5.107
35-39	4.994	5.002	4.999	4.998	4.978	4.973	4.944	4.912	4.884	4.858	4.817
40-44	4.938	4.993	5.037	5.073	5.089	5.101	5.119	5.111	5.106	5.089	5.076
45-49	4.300	4.378	4.462	4.550	4.624	4.694	4.757	4.795	4.825	4.846	4.850
50-54	3.908	4.021	4.120	4.215	4.304	4.405	4.495	4.579	4.668	4.750	4.814
55-59	3.078	3.233	3.383	3.524	3.652	3.772	3.891	3.985	4.077	4.169	4.263
60-64	2.065	2.161	2.284	2.423	2.561	2.695	2.839	2.970	3.096	3.211	3.314
65-69	1.573	1.616	1.656	1.704	1.771	1.868	1.961	2.072	2.199	2.329	2.450
70-74	1.115	1.148	1.184	1.223	1.257	1.289	1.332	1.366	1.408	1.467	1.547
75+	1.264	1.290	1.323	1.361	1.401	1.443	1.492	1.540	1.590	1.646	1.694
JUMLAH	65.582	66.125	66.691	67.290	67.802	68.401	69.001	69.411	69.892	70.378	70.787

Tabel II.32.2
 PROYEKSI PENDUDUK
 MENURUT JENIS KELAMIN DAN KELOMPOK UMUR
 TAHUN 2010 - 2020

KOTA BLITAR

PEREMPUAN

KELOMPOK UMUR	2010	2011	2012	2013	2014	2015	2016	2017	2018	2019	2020
(1)	(2)	(3)	(4)	(5)	(6)	(7)	(8)	(9)	(10)	(11)	(12)
0- 4	5.485	5.464	5.437	5.386	5.360	5.305	5.264	5.215	5.174	5.130	5.097
5- 9	5.233	5.224	5.232	5.220	5.230	5.208	5.198	5.162	5.132	5.091	5.054
10-14	5.122	5.116	5.109	5.071	5.060	5.037	5.035	5.035	5.037	5.033	5.026
15-19	5.860	5.886	5.925	5.936	5.966	5.963	5.966	5.946	5.918	5.887	5.877
20-24	4.760	4.759	4.780	4.789	4.823	4.832	4.863	4.885	4.904	4.916	4.925
25-29	5.447	5.395	5.335	5.258	5.221	5.194	5.201	5.219	5.244	5.265	5.292
30-34	5.161	5.144	5.144	5.116	5.101	5.041	4.999	4.935	4.876	4.829	4.818
35-39	5.046	5.052	5.063	5.051	5.064	5.064	5.056	5.044	5.030	5.001	4.957
40-44	5.188	5.236	5.278	5.286	5.308	5.302	5.320	5.320	5.324	5.325	5.337
45-49	4.802	4.911	5.022	5.104	5.196	5.253	5.312	5.346	5.372	5.381	5.390
50-54	3.942	4.124	4.295	4.434	4.584	4.711	4.830	4.931	5.026	5.105	5.176
55-59	3.187	3.339	3.524	3.711	3.907	4.072	4.267	4.438	4.594	4.736	4.881
60-64	2.202	2.268	2.345	2.425	2.540	2.675	2.808	2.961	3.129	3.291	3.441
65-69	1.844	1.873	1.910	1.945	1.990	2.035	2.101	2.172	2.254	2.356	2.489
70-74	1.422	1.447	1.475	1.496	1.524	1.550	1.578	1.609	1.646	1.683	1.727
75+	2.100	2.129	2.158	2.184	2.227	2.265	2.318	2.366	2.419	2.469	2.524
JUMLAH	66.801	67.367	68.032	68.412	69.101	69.507	70.116	70.584	71.079	71.498	72.011

Tabel II.32.3
PROYEKSI PENDUDUK
MENURUT JENIS KELAMIN DAN KELOMPOK UMUR
TAHUN 2010 - 2020

KOTA BLITAR

LAKI-LAKI + PEREMPUAN

KELOMPOK UMUR	2010	2011	2012	2013	2014	2015	2016	2017	2018	2019	2020
(1)	(2)	(3)	(4)	(5)	(6)	(7)	(8)	(9)	(10)	(11)	(12)
0-4	11.464	11.401	11.326	11.224	11.144	11.033	10.948	10.844	10.757	10.673	10.599
5-9	10.844	10.825	10.834	10.837	10.847	10.827	10.789	10.703	10.621	10.534	10.436
10-14	10.763	10.760	10.738	10.671	10.630	10.602	10.603	10.597	10.612	10.611	10.597
15-19	11.111	11.191	11.294	11.367	11.436	11.464	11.482	11.440	11.382	11.324	11.300
20-24	9.599	9.610	9.663	9.717	9.795	9.856	9.949	10.029	10.107	10.161	10.192
25-29	11.071	10.979	10.875	10.760	10.700	10.680	10.715	10.765	10.842	10.922	11.002
30-34	10.563	10.505	10.475	10.419	10.374	10.279	10.211	10.100	10.003	9.939	9.925
35-39	10.040	10.054	10.062	10.049	10.042	10.037	10.000	9.956	9.914	9.859	9.774
40-44	10.126	10.229	10.315	10.359	10.397	10.403	10.439	10.431	10.430	10.414	10.413
45-49	9.102	9.289	9.484	9.654	9.820	9.947	10.069	10.141	10.197	10.227	10.240
50-54	7.850	8.145	8.415	8.649	8.888	9.116	9.325	9.510	9.694	9.855	9.990
55-59	6.265	6.572	6.907	7.235	7.559	7.844	8.158	8.423	8.671	8.905	9.144
60-64	4.267	4.429	4.629	4.848	5.101	5.370	5.647	5.931	6.225	6.502	6.755
65-69	3.417	3.489	3.566	3.649	3.761	3.903	4.062	4.244	4.453	4.685	4.939
70-74	2.537	2.595	2.659	2.719	2.781	2.839	2.910	2.975	3.054	3.150	3.274
75+	3.364	3.419	3.481	3.545	3.628	3.708	3.810	3.906	4.009	4.115	4.218
JUMLAH	132.383	133.492	134.723	135.702	136.903	137.908	139.117	139.995	140.971	141.876	142.798

Tabel II.33.1
 PROYEKSI PENDUDUK
 MENURUT JENIS KELAMIN DAN KELOMPOK UMUR
 TAHUN 2010 - 2020

KOTA MALANG

LAKI-LAKI

KELOMPOK UMUR	2010	2011	2012	2013	2014	2015	2016	2017	2018	2019	2020
(1)	(2)	(3)	(4)	(5)	(6)	(7)	(8)	(9)	(10)	(11)	(12)
0-4	32.929	32.728	32.448	32.210	31.828	31.468	31.160	30.870	30.589	30.343	30.108
5-9	31.342	31.316	31.311	31.440	31.357	31.311	31.092	30.818	30.503	30.219	29.874
10-14	29.761	29.806	29.718	29.605	29.370	29.294	29.243	29.227	29.261	29.257	29.209
15-19	37.181	37.590	38.032	38.520	38.706	38.854	38.874	38.740	38.476	38.262	38.154
20-24	51.841	52.014	52.328	52.882	53.227	53.678	54.236	54.873	55.428	55.844	56.056
25-29	37.413	37.182	36.875	36.672	36.427	36.405	36.509	36.741	37.043	37.400	37.739
30-34	34.051	33.816	33.624	33.493	33.215	32.934	32.701	32.420	32.149	32.014	31.993
35-39	30.111	30.179	30.157	30.188	29.991	29.908	29.669	29.489	29.281	29.106	28.856
40-44	27.729	28.061	28.305	28.535	28.555	28.572	28.608	28.576	28.520	28.404	28.322
45-49	24.490	24.949	25.425	25.957	26.318	26.669	26.966	27.194	27.340	27.431	27.449
50-54	21.523	22.161	22.706	23.257	23.689	24.208	24.648	25.116	25.576	26.005	26.353
55-59	16.444	17.287	18.081	18.867	19.494	20.103	20.690	21.204	21.666	22.137	22.629
60-64	11.281	11.814	12.478	13.255	13.975	14.686	15.434	16.150	16.812	17.429	17.983
65-69	8.083	8.313	8.519	8.778	9.095	9.573	10.031	10.604	11.243	11.894	12.508
70-74	5.338	5.497	5.672	5.861	6.010	6.157	6.340	6.508	6.700	6.974	7.354
75+	5.163	5.290	5.422	5.581	5.725	5.893	6.075	6.281	6.491	6.697	6.896
JUMLAH	404.680	408.003	411.101	415.101	416.982	419.713	422.276	424.811	427.078	429.416	431.483

Tabel II.33.2
PROYEKSI PENDUDUK
MENURUT JENIS KELAMIN DAN KELOMPOK UMUR
TAHUN 2010 - 2020

KOTA MALANG

PEREMPUAN

KELOMPOK UMUR	2010	2011	2012	2013	2014	2015	2016	2017	2018	2019	2020
(1)	(2)	(3)	(4)	(5)	(6)	(7)	(8)	(9)	(10)	(11)	(12)
0-4	31.130	31.004	30.786	30.520	30.326	30.047	29.751	29.473	29.219	28.977	28.754
5-9	29.865	29.798	29.786	29.731	29.741	29.657	29.538	29.336	29.140	28.921	28.666
10-14	29.129	29.083	28.981	28.785	28.674	28.581	28.515	28.508	28.511	28.487	28.419
15-19	42.125	42.305	42.506	42.612	42.757	42.781	42.718	42.571	42.349	42.129	41.995
20-24	50.783	50.745	50.885	50.994	51.276	51.438	51.647	51.883	52.086	52.198	52.236
25-29	35.460	35.104	34.641	34.152	33.862	33.726	33.707	33.807	33.954	34.108	34.235
30-34	32.991	32.872	32.797	32.637	32.489	32.147	31.824	31.406	31.021	30.720	30.606
35-39	30.663	30.702	30.695	30.646	30.681	30.708	30.595	30.521	30.427	30.253	29.942
40-44	29.822	30.094	30.274	30.345	30.426	30.421	30.461	30.458	30.464	30.466	30.502
45-49	27.112	27.726	28.297	28.775	29.248	29.596	29.873	30.062	30.185	30.241	30.250
50-54	22.886	23.924	24.856	25.670	26.490	27.246	27.868	28.456	28.990	29.446	29.818
55-59	17.144	17.961	18.921	19.927	20.958	21.856	22.859	23.761	24.587	25.357	26.098
60-64	12.257	12.627	13.031	13.492	14.112	14.866	15.586	16.437	17.358	18.251	19.053
65-69	9.540	9.688	9.858	10.042	10.271	10.510	10.836	11.191	11.614	12.145	12.811
70-74	7.039	7.167	7.285	7.400	7.531	7.661	7.793	7.946	8.120	8.311	8.521
75+	9.575	9.688	9.827	9.974	10.149	10.344	10.563	10.787	11.015	11.256	11.501
JUMLAH	417.521	420.488	423.426	425.702	428.991	431.585	434.134	436.603	439.040	441.266	443.407

Tabel II.33.3
 PROYEKSI PENDUDUK
 MENURUT JENIS KELAMIN DAN KELOMPOK UMUR
 TAHUN 2010 - 2020

KOTA MALANG

LAKI-LAKI + PEREMPUAN

KELOMPOK UMUR	2010	2011	2012	2013	2014	2015	2016	2017	2018	2019	2020
(1)	(2)	(3)	(4)	(5)	(6)	(7)	(8)	(9)	(10)	(11)	(12)
0-4	64.059	63.732	63.234	62.730	62.154	61.515	60.911	60.343	59.808	59.320	58.862
5-9	61.207	61.114	61.097	61.171	61.098	60.968	60.630	60.154	59.643	59.140	58.540
10-14	58.890	58.889	58.699	58.390	58.044	57.875	57.758	57.735	57.772	57.744	57.628
15-19	79.306	79.895	80.538	81.132	81.463	81.635	81.592	81.311	80.825	80.391	80.149
20-24	102.624	102.759	103.213	103.876	104.503	105.116	105.883	106.756	107.514	108.042	108.292
25-29	72.873	72.286	71.516	70.824	70.289	70.131	70.216	70.548	70.997	71.508	71.974
30-34	67.042	66.688	66.421	66.130	65.704	65.081	64.525	63.826	63.170	62.734	62.599
35-39	60.774	60.881	60.852	60.834	60.672	60.616	60.264	60.010	59.708	59.359	58.798
40-44	57.551	58.155	58.579	58.880	58.981	58.993	59.069	59.034	58.984	58.870	58.824
45-49	51.602	52.675	53.722	54.732	55.566	56.265	56.839	57.256	57.525	57.672	57.699
50-54	44.409	46.085	47.562	48.927	50.179	51.454	52.516	53.572	54.566	55.451	56.171
55-59	33.588	35.248	37.002	38.794	40.452	41.959	43.549	44.965	46.253	47.494	48.727
60-64	23.538	24.441	25.509	26.747	28.087	29.552	31.020	32.587	34.170	35.680	37.036
65-69	17.623	18.001	18.377	18.820	19.366	20.083	20.867	21.795	22.857	24.039	25.319
70-74	12.377	12.664	12.957	13.261	13.541	13.818	14.133	14.454	14.820	15.285	15.875
75+	14.738	14.978	15.249	15.555	15.874	16.237	16.638	17.068	17.506	17.953	18.397
JUMLAH	822.201	828.491	834.527	840.803	845.973	851.298	856.410	861.414	866.118	870.682	874.890

Tabel II.34.1
 PROYEKSI PENDUDUK
 MENURUT JENIS KELAMIN DAN KELOMPOK UMUR
 TAHUN 2010 - 2020

KOTA PROBOLINGGO

LAKI-LAKI

KELOMPOK UMUR	2010	2011	2012	2013	2014	2015	2016	2017	2018	2019	2020
(1)	(2)	(3)	(4)	(5)	(6)	(7)	(8)	(9)	(10)	(11)	(12)
0-4	9.765	9.742	9.680	9.621	9.575	9.492	9.439	9.390	9.341	9.305	9.263
5-9	9.774	9.804	9.823	9.876	9.921	9.932	9.906	9.858	9.795	9.745	9.665
10-14	9.734	9.786	9.778	9.752	9.746	9.747	9.772	9.806	9.854	9.895	9.911
15-19	9.248	9.385	9.517	9.650	9.767	9.831	9.878	9.885	9.854	9.840	9.845
20-24	8.555	8.616	8.687	8.790	8.911	9.010	9.144	9.289	9.420	9.529	9.596
25-29	8.919	8.897	8.844	8.807	8.810	8.828	8.891	8.984	9.094	9.220	9.333
30-34	8.988	8.960	8.928	8.905	8.894	8.843	8.818	8.778	8.738	8.738	8.761
35-39	8.777	8.830	8.843	8.863	8.868	8.869	8.835	8.817	8.789	8.773	8.727
40-44	8.352	8.483	8.576	8.657	8.725	8.754	8.803	8.828	8.846	8.846	8.850
45-49	6.918	7.074	7.226	7.386	7.543	7.664	7.783	7.879	7.954	8.013	8.045
50-54	6.057	6.260	6.428	6.592	6.763	6.929	7.086	7.251	7.411	7.568	7.694
55-59	4.490	4.738	4.967	5.189	5.401	5.583	5.772	5.939	6.092	6.250	6.410
60-64	3.015	3.171	3.355	3.568	3.791	3.992	4.214	4.427	4.628	4.817	4.986
65-69	1.977	2.041	2.096	2.162	2.256	2.381	2.507	2.660	2.831	3.008	3.173
70-74	1.267	1.310	1.355	1.402	1.448	1.487	1.537	1.585	1.638	1.713	1.812
75+	1.160	1.196	1.225	1.266	1.308	1.347	1.396	1.446	1.503	1.557	1.613
JUMLAH	106.996	108.293	109.328	110.486	111.727	112.689	113.781	114.822	115.788	116.817	117.684

Tabel II.34.2
 PROYEKSI PENDUDUK
 MENURUT JENIS KELAMIN DAN KELOMPOK UMUR
 TAHUN 2010 - 2020

KOTA PROBOLINGGO

PEREMPUAN

KELOMPOK UMUR	2010	2011	2012	2013	2014	2015	2016	2017	2018	2019	2020
(1)	(2)	(3)	(4)	(5)	(6)	(7)	(8)	(9)	(10)	(11)	(12)
0- 4	9.470	9.463	9.429	9.337	9.347	9.313	9.250	9.190	9.149	9.104	9.064
5- 9	9.304	9.313	9.344	9.316	9.389	9.414	9.405	9.369	9.346	9.307	9.257
10-14	9.628	9.645	9.647	9.572	9.604	9.625	9.633	9.660	9.704	9.727	9.737
15-19	9.245	9.312	9.384	9.393	9.494	9.548	9.563	9.558	9.552	9.533	9.534
20-24	8.538	8.560	8.616	8.626	8.737	8.813	8.877	8.945	9.018	9.070	9.109
25-29	9.486	9.424	9.335	9.197	9.190	9.204	9.229	9.287	9.368	9.446	9.516
30-34	9.316	9.312	9.324	9.268	9.294	9.246	9.184	9.092	9.021	8.963	8.960
35-39	9.115	9.157	9.188	9.164	9.243	9.299	9.295	9.301	9.312	9.288	9.224
40-44	8.830	8.940	9.026	9.038	9.129	9.176	9.217	9.246	9.286	9.319	9.361
45-49	7.540	7.735	7.924	8.050	8.241	8.384	8.490	8.570	8.642	8.688	8.719
50-54	6.019	6.316	6.590	6.801	7.072	7.315	7.507	7.686	7.866	8.016	8.146
55-59	4.298	4.516	4.777	5.027	5.329	5.592	5.871	6.124	6.368	6.594	6.810
60-64	3.200	3.305	3.423	3.540	3.727	3.951	4.154	4.396	4.661	4.919	5.154
65-69	2.488	2.535	2.589	2.638	2.718	2.798	2.894	3.003	3.130	3.286	3.479
70-74	1.787	1.825	1.863	1.890	1.939	1.984	2.027	2.072	2.127	2.184	2.250
75+	2.419	2.451	2.505	2.538	2.597	2.662	2.735	2.802	2.873	2.947	3.020
JUMLAH	110.683	111.809	112.964	113.395	115.050	116.324	117.331	118.301	119.423	120.391	121.340

Tabel II.34.3
 PROYEKSI PENDUDUK
 MENURUT JENIS KELAMIN DAN KELOMPOK UMUR
 TAHUN 2010 - 2020

KOTA PROBOLINGGO

LAKI-LAKI + PEREMPUAN

KELOMPOK UMUR	2010	2011	2012	2013	2014	2015	2016	2017	2018	2019	2020
(1)	(2)	(3)	(4)	(5)	(6)	(7)	(8)	(9)	(10)	(11)	(12)
0- 4	19.235	19.205	19.109	18.958	18.922	18.805	18.689	18.580	18.490	18.409	18.327
5- 9	19.078	19.117	19.167	19.192	19.310	19.346	19.311	19.227	19.141	19.052	18.922
10-14	19.362	19.431	19.425	19.324	19.350	19.372	19.405	19.466	19.558	19.622	19.648
15-19	18.493	18.697	18.901	19.043	19.261	19.379	19.441	19.443	19.406	19.373	19.379
20-24	17.093	17.176	17.303	17.416	17.648	17.823	18.021	18.234	18.438	18.599	18.705
25-29	18.405	18.321	18.179	18.004	18.000	18.032	18.120	18.271	18.462	18.666	18.849
30-34	18.304	18.272	18.252	18.173	18.188	18.089	18.002	17.870	17.759	17.701	17.721
35-39	17.892	17.987	18.031	18.027	18.111	18.168	18.130	18.118	18.101	18.061	17.951
40-44	17.182	17.423	17.602	17.695	17.854	17.930	18.020	18.074	18.132	18.165	18.211
45-49	14.458	14.809	15.150	15.436	15.784	16.048	16.273	16.449	16.596	16.701	16.764
50-54	12.076	12.576	13.018	13.393	13.835	14.244	14.593	14.937	15.277	15.584	15.840
55-59	8.788	9.254	9.744	10.216	10.730	11.175	11.643	12.063	12.460	12.844	13.220
60-64	6.215	6.476	6.778	7.108	7.518	7.943	8.368	8.823	9.289	9.736	10.140
65-69	4.465	4.576	4.685	4.800	4.974	5.179	5.401	5.663	5.961	6.294	6.652
70-74	3.054	3.135	3.218	3.292	3.387	3.471	3.564	3.657	3.765	3.897	4.062
75+	3.579	3.647	3.730	3.804	3.905	4.009	4.131	4.248	4.376	4.504	4.633
JUMLAH	217.679	220.102	222.292	223.881	226.777	229.013	231.112	233.123	235.211	237.208	239.024

Tabel II.35.1
 PROYEKSI PENDUDUK
 MENURUT JENIS KELAMIN DAN KELOMPOK UMUR
 TAHUN 2010 - 2020

KOTA PASURUAN

LAKI-LAKI

KELOMPOK UMUR	2010	2011	2012	2013	2014	2015	2016	2017	2018	2019	2020
(1)	(2)	(3)	(4)	(5)	(6)	(7)	(8)	(9)	(10)	(11)	(12)
0- 4	8.845	8.803	8.761	8.694	8.636	8.560	8.488	8.441	8.390	8.348	8.298
5- 9	8.807	8.812	8.845	8.877	8.899	8.910	8.859	8.815	8.751	8.698	8.611
10-14	8.356	8.379	8.387	8.352	8.327	8.329	8.324	8.352	8.387	8.413	8.412
15-19	8.133	8.233	8.363	8.468	8.551	8.607	8.624	8.627	8.593	8.573	8.563
20-24	7.846	7.884	7.962	8.043	8.138	8.229	8.324	8.454	8.566	8.656	8.703
25-29	8.289	8.248	8.211	8.164	8.152	8.167	8.202	8.284	8.379	8.486	8.576
30-34	7.965	7.921	7.907	7.874	7.847	7.802	7.757	7.718	7.678	7.669	7.678
35-39	7.190	7.217	7.240	7.245	7.233	7.234	7.184	7.168	7.139	7.119	7.070
40-44	6.678	6.768	6.853	6.906	6.946	6.970	6.987	7.006	7.013	7.007	6.998
45-49	6.003	6.124	6.266	6.394	6.515	6.621	6.703	6.785	6.841	6.886	6.902
50-54	5.006	5.162	5.309	5.437	5.566	5.703	5.814	5.947	6.074	6.195	6.289
55-59	3.683	3.876	4.071	4.247	4.410	4.560	4.699	4.835	4.955	5.079	5.200
60-64	2.252	2.362	2.504	2.658	2.819	2.969	3.124	3.281	3.428	3.564	3.682
65-69	1.496	1.541	1.585	1.632	1.700	1.795	1.884	1.998	2.124	2.255	2.375
70-74	861	887	919	949	979	1.005	1.036	1.067	1.102	1.152	1.217
75+	983	1.005	1.036	1.070	1.099	1.137	1.174	1.217	1.260	1.303	1.349
JUMLAH	92.393	93.222	94.219	95.010	95.817	96.598	97.183	97.995	98.680	99.403	99.923

Tabel II.35.2
 PROYEKSI PENDUDUK
 MENURUT JENIS KELAMIN DAN KELOMPOK UMUR
 TAHUN 2010 - 2020

KOTA PASURUAN

PEREMPUAN

KELOMPOK UMUR	2010	2011	2012	2013	2014	2015	2016	2017	2018	2019	2020
(1)	(2)	(3)	(4)	(5)	(6)	(7)	(8)	(9)	(10)	(11)	(12)
0- 4	8.498	8.476	8.434	8.439	8.344	8.286	8.231	8.171	8.119	8.069	8.026
5- 9	8.048	8.041	8.053	8.116	8.079	8.072	8.068	8.028	7.994	7.949	7.902
10-14	7.989	7.991	7.978	7.997	7.929	7.919	7.928	7.942	7.961	7.972	7.973
15-19	8.336	8.384	8.436	8.530	8.521	8.542	8.555	8.544	8.521	8.494	8.486
20-24	7.753	7.760	7.797	7.885	7.891	7.933	7.992	8.047	8.098	8.132	8.159
25-29	8.235	8.167	8.077	8.036	7.931	7.918	7.940	7.982	8.035	8.089	8.141
30-34	8.139	8.123	8.119	8.151	8.080	8.011	7.956	7.872	7.792	7.735	7.725
35-39	7.541	7.563	7.576	7.630	7.607	7.629	7.626	7.623	7.618	7.590	7.529
40-44	7.181	7.258	7.317	7.399	7.388	7.400	7.434	7.450	7.470	7.486	7.511
45-49	6.572	6.733	6.882	7.061	7.149	7.248	7.339	7.402	7.451	7.481	7.500
50-54	4.975	5.211	5.427	5.657	5.814	5.995	6.152	6.297	6.430	6.545	6.642
55-59	3.604	3.782	3.992	4.243	4.445	4.648	4.879	5.084	5.276	5.454	5.628
60-64	2.438	2.515	2.602	2.718	2.827	2.987	3.141	3.320	3.513	3.703	3.876
65-69	1.775	1.806	1.841	1.892	1.928	1.976	2.043	2.116	2.202	2.305	2.440
70-74	1.380	1.409	1.437	1.474	1.496	1.527	1.558	1.594	1.634	1.676	1.728
75+	1.948	1.973	2.004	2.047	2.083	2.126	2.177	2.229	2.284	2.339	2.396
JUMLAH	94.412	95.192	95.972	97.275	97.512	98.217	99.019	99.701	100.398	101.019	101.662

Tabel II.35.3
 PROYEKSI PENDUDUK
 MENURUT JENIS KELAMIN DAN KELOMPOK UMUR
 TAHUN 2010 - 2020

KOTA PASURUAN

LAKI-LAKI + PEREMPUAN

KELOMPOK UMUR	2010	2011	2012	2013	2014	2015	2016	2017	2018	2019	2020
(1)	(2)	(3)	(4)	(5)	(6)	(7)	(8)	(9)	(10)	(11)	(12)
0- 4	17.343	17.279	17.195	17.133	16.980	16.846	16.719	16.612	16.509	16.417	16.324
5- 9	16.855	16.853	16.898	16.993	16.978	16.982	16.927	16.843	16.745	16.647	16.513
10-14	16.345	16.370	16.365	16.349	16.256	16.248	16.252	16.294	16.348	16.385	16.385
15-19	16.469	16.617	16.799	16.998	17.072	17.149	17.179	17.171	17.114	17.067	17.049
20-24	15.599	15.644	15.759	15.928	16.029	16.162	16.316	16.501	16.664	16.788	16.862
25-29	16.524	16.415	16.288	16.200	16.083	16.085	16.142	16.266	16.414	16.575	16.717
30-34	16.104	16.044	16.026	16.025	15.927	15.813	15.713	15.590	15.470	15.404	15.403
35-39	14.731	14.780	14.816	14.875	14.840	14.863	14.810	14.791	14.757	14.709	14.599
40-44	13.859	14.026	14.170	14.305	14.334	14.370	14.421	14.456	14.483	14.493	14.509
45-49	12.575	12.857	13.148	13.455	13.664	13.869	14.042	14.187	14.292	14.367	14.402
50-54	9.981	10.373	10.736	11.094	11.380	11.698	11.966	12.244	12.504	12.740	12.931
55-59	7.287	7.658	8.063	8.490	8.855	9.208	9.578	9.919	10.231	10.533	10.828
60-64	4.690	4.877	5.106	5.376	5.646	5.956	6.265	6.601	6.941	7.267	7.558
65-69	3.271	3.347	3.426	3.524	3.628	3.771	3.927	4.114	4.326	4.560	4.815
70-74	2.241	2.296	2.356	2.423	2.475	2.532	2.594	2.661	2.736	2.828	2.945
75+	2.931	2.978	3.040	3.117	3.182	3.263	3.351	3.446	3.544	3.642	3.745
JUMLAH	186.805	188.414	190.191	192.285	193.329	194.815	196.202	197.696	199.078	200.422	201.585

Tabel II.36.1
 PROYEKSI PENDUDUK
 MENURUT JENIS KELAMIN DAN KELOMPOK UMUR
 TAHUN 2010 - 2020

KOTA MOJOKERTO

LAKI-LAKI

KELOMPOK UMUR	2010	2011	2012	2013	2014	2015	2016	2017	2018	2019	2020
(1)	(2)	(3)	(4)	(5)	(6)	(7)	(8)	(9)	(10)	(11)	(12)
0-4	5.490	5.444	5.420	5.369	5.332	5.285	5.237	5.193	5.164	5.128	5.100
5-9	5.268	5.253	5.273	5.283	5.298	5.303	5.269	5.227	5.193	5.150	5.103
10-14	4.767	4.764	4.769	4.741	4.728	4.728	4.722	4.724	4.747	4.751	4.756
15-19	4.763	4.805	4.882	4.934	4.984	5.016	5.021	5.008	4.993	4.969	4.968
20-24	4.728	4.734	4.782	4.822	4.880	4.934	4.987	5.051	5.121	5.164	5.197
25-29	5.173	5.130	5.108	5.070	5.062	5.072	5.090	5.127	5.188	5.243	5.304
30-34	5.259	5.212	5.204	5.172	5.156	5.126	5.093	5.054	5.030	5.013	5.023
35-39	4.889	4.889	4.906	4.900	4.895	4.893	4.857	4.831	4.816	4.792	4.762
40-44	4.475	4.519	4.577	4.604	4.632	4.647	4.655	4.654	4.662	4.647	4.646
45-49	3.948	4.013	4.107	4.182	4.264	4.331	4.383	4.423	4.463	4.482	4.496
50-54	3.587	3.686	3.792	3.875	3.969	4.066	4.142	4.225	4.317	4.394	4.464
55-59	2.694	2.826	2.967	3.088	3.209	3.317	3.417	3.504	3.595	3.675	3.766
60-64	1.553	1.622	1.721	1.823	1.933	2.036	2.141	2.244	2.344	2.432	2.516
65-69	1.135	1.164	1.199	1.232	1.282	1.354	1.420	1.502	1.599	1.694	1.785
70-74	740	761	788	812	837	860	885	910	940	979	1.036
75+	742	759	783	797	821	848	877	910	943	971	1.001
JUMLAH	59.211	59.581	60.278	60.704	61.282	61.816	62.196	62.587	63.115	63.484	63.923

Tabel II.36.2
 PROYEKSI PENDUDUK
 MENURUT JENIS KELAMIN DAN KELOMPOK UMUR
 TAHUN 2010 - 2020

KOTA MOJOKERTO

PEREMPUAN

KELOMPOK UMUR	2010	2011	2012	2013	2014	2015	2016	2017	2018	2019	2020
(1)	(2)	(3)	(4)	(5)	(6)	(7)	(8)	(9)	(10)	(11)	(12)
0- 4	5.293	5.278	5.234	5.225	5.178	5.135	5.079	5.040	5.005	4.964	4.935
5- 9	4.854	4.847	4.840	4.866	4.852	4.843	4.818	4.795	4.769	4.735	4.703
10-14	4.623	4.620	4.600	4.600	4.570	4.558	4.545	4.551	4.558	4.556	4.552
15-19	4.902	4.927	4.943	4.988	4.990	4.996	4.984	4.976	4.957	4.934	4.926
20-24	4.815	4.816	4.825	4.870	4.883	4.903	4.920	4.952	4.977	4.991	5.001
25-29	5.384	5.336	5.263	5.225	5.168	5.152	5.145	5.170	5.201	5.227	5.256
30-34	5.232	5.218	5.200	5.210	5.174	5.123	5.066	5.009	4.955	4.910	4.899
35-39	4.969	4.980	4.974	4.999	4.991	5.001	4.978	4.976	4.967	4.940	4.897
40-44	4.779	4.826	4.851	4.896	4.896	4.899	4.901	4.910	4.919	4.921	4.935
45-49	4.411	4.516	4.604	4.713	4.779	4.842	4.881	4.921	4.950	4.961	4.971
50-54	3.700	3.872	4.020	4.181	4.303	4.430	4.529	4.633	4.728	4.804	4.871
55-59	2.677	2.806	2.954	3.136	3.289	3.435	3.588	3.738	3.876	3.999	4.124
60-64	1.815	1.874	1.932	2.016	2.104	2.219	2.324	2.454	2.594	2.728	2.851
65-69	1.462	1.486	1.511	1.550	1.585	1.624	1.675	1.734	1.804	1.886	1.994
70-74	1.093	1.113	1.132	1.157	1.176	1.198	1.220	1.245	1.276	1.308	1.345
75+	1.403	1.421	1.433	1.470	1.499	1.532	1.555	1.588	1.631	1.666	1.708
JUMLAH	61.412	61.936	62.316	63.102	63.437	63.890	64.208	64.692	65.167	65.530	65.968

Tabel II.36.3
PROYEKSI PENDUDUK
MENURUT JENIS KELAMIN DAN KELOMPOK UMUR
TAHUN 2010 - 2020

KOTA MOJOKERTO

LAKI-LAKI + PEREMPUAN

KELOMPOK UMUR	2010	2011	2012	2013	2014	2015	2016	2017	2018	2019	2020
(1)	(2)	(3)	(4)	(5)	(6)	(7)	(8)	(9)	(10)	(11)	(12)
0- 4	10.783	10.722	10.654	10.594	10.510	10.420	10.316	10.233	10.169	10.092	10.035
5- 9	10.122	10.100	10.113	10.149	10.150	10.146	10.087	10.022	9.962	9.885	9.806
10-14	9.390	9.384	9.369	9.341	9.298	9.286	9.267	9.275	9.305	9.307	9.308
15-19	9.665	9.732	9.825	9.922	9.974	10.012	10.005	9.984	9.950	9.903	9.894
20-24	9.543	9.550	9.607	9.692	9.763	9.837	9.907	10.003	10.098	10.155	10.198
25-29	10.557	10.466	10.371	10.295	10.230	10.224	10.235	10.297	10.389	10.470	10.560
30-34	10.491	10.430	10.404	10.382	10.330	10.249	10.159	10.063	9.985	9.923	9.922
35-39	9.858	9.869	9.880	9.899	9.886	9.894	9.835	9.807	9.783	9.732	9.659
40-44	9.254	9.345	9.428	9.500	9.528	9.546	9.556	9.564	9.581	9.568	9.581
45-49	8.359	8.529	8.711	8.895	9.043	9.173	9.264	9.344	9.413	9.443	9.467
50-54	7.287	7.558	7.812	8.056	8.272	8.496	8.671	8.858	9.045	9.198	9.335
55-59	5.371	5.632	5.921	6.224	6.498	6.752	7.005	7.242	7.471	7.674	7.890
60-64	3.368	3.496	3.653	3.839	4.037	4.255	4.465	4.698	4.938	5.160	5.367
65-69	2.597	2.650	2.710	2.782	2.867	2.978	3.095	3.236	3.403	3.580	3.779
70-74	1.833	1.874	1.920	1.969	2.013	2.058	2.105	2.155	2.216	2.287	2.381
75+	2.145	2.180	2.216	2.267	2.320	2.380	2.432	2.498	2.574	2.637	2.709
JUMLAH	120.623	121.517	122.594	123.806	124.719	125.706	126.404	127.279	128.282	129.014	129.891

Tabel II.37.1
 PROYEKSI PENDUDUK
 MENURUT JENIS KELAMIN DAN KELOMPOK UMUR
 TAHUN 2010 - 2020

KOTA MADIUN

LAKI-LAKI

KELOMPOK UMUR	2010	2011	2012	2013	2014	2015	2016	2017	2018	2019	2020
(1)	(2)	(3)	(4)	(5)	(6)	(7)	(8)	(9)	(10)	(11)	(12)
0- 4	6.819	6.743	6.657	6.588	6.475	6.373	6.288	6.208	6.133	6.052	5.989
5- 9	6.838	6.796	6.767	6.775	6.721	6.680	6.609	6.529	6.444	6.350	6.260
10-14	6.466	6.444	6.397	6.354	6.270	6.226	6.191	6.167	6.157	6.122	6.097
15-19	6.667	6.707	6.756	6.824	6.820	6.815	6.792	6.747	6.682	6.610	6.573
20-24	6.021	6.011	6.022	6.067	6.075	6.098	6.138	6.190	6.234	6.248	6.255
25-29	6.504	6.432	6.352	6.297	6.223	6.190	6.185	6.204	6.236	6.264	6.303
30-34	7.134	7.048	6.979	6.930	6.837	6.749	6.676	6.596	6.522	6.460	6.439
35-39	6.542	6.524	6.492	6.478	6.403	6.356	6.281	6.222	6.161	6.091	6.022
40-44	6.209	6.251	6.279	6.311	6.282	6.257	6.243	6.213	6.183	6.126	6.092
45-49	5.798	5.876	5.963	6.071	6.123	6.176	6.221	6.252	6.267	6.255	6.242
50-54	5.454	5.587	5.701	5.821	5.898	6.000	6.086	6.180	6.275	6.347	6.415
55-59	4.397	4.599	4.790	4.983	5.121	5.256	5.391	5.506	5.608	5.701	5.812
60-64	2.821	2.939	3.092	3.275	3.433	3.593	3.762	3.923	4.073	4.199	4.320
65-69	2.171	2.221	2.267	2.329	2.401	2.516	2.625	2.766	2.925	3.078	3.226
70-74	1.513	1.550	1.592	1.641	1.673	1.706	1.750	1.791	1.838	1.903	2.002
75+	1.444	1.469	1.503	1.537	1.568	1.613	1.659	1.709	1.758	1.804	1.850
JUMLAH	82.798	83.197	83.609	84.281	84.323	84.604	84.897	85.203	85.496	85.610	85.897

Tabel II.37.2
 PROYEKSI PENDUDUK
 MENURUT JENIS KELAMIN DAN KELOMPOK UMUR
 TAHUN 2010 - 2020

KOTA MADIUN

PEREMPUAN

KELOMPOK UMUR	2010	2011	2012	2013	2014	2015	2016	2017	2018	2019	2020
(1)	(2)	(3)	(4)	(5)	(6)	(7)	(8)	(9)	(10)	(11)	(12)
0-4	6.620	6.559	6.483	6.419	6.331	6.245	6.155	6.063	5.984	5.904	5.824
5-9	6.372	6.325	6.292	6.273	6.229	6.185	6.132	6.054	5.986	5.911	5.825
10-14	6.182	6.138	6.090	6.040	5.973	5.926	5.887	5.851	5.824	5.791	5.741
15-19	7.294	7.286	7.287	7.292	7.263	7.236	7.195	7.127	7.059	6.985	6.923
20-24	6.395	6.358	6.348	6.354	6.343	6.337	6.336	6.329	6.327	6.310	6.277
25-29	6.545	6.445	6.332	6.236	6.138	6.088	6.057	6.041	6.040	6.036	6.024
30-34	6.982	6.923	6.873	6.832	6.750	6.650	6.553	6.429	6.323	6.231	6.167
35-39	6.525	6.500	6.467	6.449	6.409	6.387	6.336	6.284	6.236	6.171	6.070
40-44	6.865	6.892	6.903	6.910	6.878	6.845	6.823	6.785	6.757	6.723	6.690
45-49	6.718	6.835	6.943	7.050	7.113	7.166	7.202	7.208	7.206	7.184	7.142
50-54	5.782	6.015	6.219	6.415	6.572	6.729	6.853	6.958	7.058	7.131	7.178
55-59	4.753	4.953	5.195	5.462	5.700	5.919	6.160	6.366	6.559	6.729	6.883
60-64	3.465	3.555	3.656	3.784	3.933	4.124	4.304	4.512	4.741	4.956	5.141
65-69	2.757	2.786	2.822	2.873	2.916	2.973	3.055	3.140	3.246	3.379	3.545
70-74	2.190	2.220	2.248	2.280	2.306	2.336	2.367	2.399	2.444	2.489	2.541
75+	3.062	3.086	3.119	3.164	3.196	3.245	3.295	3.350	3.411	3.467	3.531
JUMLAH	88.507	88.876	89.277	89.833	90.050	90.391	90.710	90.896	91.201	91.397	91.502

Tabel II.37.3
 PROYEKSI PENDUDUK
 MENURUT JENIS KELAMIN DAN KELOMPOK UMUR
 TAHUN 2010 - 2020

KOTA MADIUN

LAKI-LAKI + PEREMPUAN

KELOMPOK UMUR	2010	2011	2012	2013	2014	2015	2016	2017	2018	2019	2020
(1)	(2)	(3)	(4)	(5)	(6)	(7)	(8)	(9)	(10)	(11)	(12)
0- 4	13.439	13.302	13.140	13.007	12.806	12.618	12.443	12.271	12.117	11.956	11.813
5- 9	13.210	13.121	13.059	13.048	12.950	12.865	12.741	12.583	12.430	12.261	12.085
10-14	12.648	12.582	12.487	12.394	12.243	12.152	12.078	12.018	11.981	11.913	11.838
15-19	13.961	13.993	14.043	14.116	14.083	14.051	13.987	13.874	13.741	13.595	13.496
20-24	12.416	12.369	12.370	12.421	12.418	12.435	12.474	12.519	12.561	12.558	12.532
25-29	13.049	12.877	12.684	12.533	12.361	12.278	12.242	12.245	12.276	12.300	12.327
30-34	14.116	13.971	13.852	13.762	13.587	13.399	13.229	13.025	12.845	12.691	12.606
35-39	13.067	13.024	12.959	12.927	12.812	12.743	12.617	12.506	12.397	12.262	12.092
40-44	13.074	13.143	13.182	13.221	13.160	13.102	13.066	12.998	12.940	12.849	12.782
45-49	12.516	12.711	12.906	13.121	13.236	13.342	13.423	13.460	13.473	13.439	13.384
50-54	11.236	11.602	11.920	12.236	12.470	12.729	12.939	13.138	13.333	13.478	13.593
55-59	9.150	9.552	9.985	10.445	10.821	11.175	11.551	11.872	12.167	12.430	12.695
60-64	6.286	6.494	6.748	7.059	7.366	7.717	8.066	8.435	8.814	9.155	9.461
65-69	4.928	5.007	5.089	5.202	5.317	5.489	5.680	5.906	6.171	6.457	6.771
70-74	3.703	3.770	3.840	3.921	3.979	4.042	4.117	4.190	4.282	4.392	4.543
75+	4.506	4.555	4.622	4.701	4.764	4.858	4.954	5.059	5.169	5.271	5.381
JUMLAH	171.305	172.073	172.886	174.114	174.373	174.995	175.607	176.099	176.697	177.007	177.399

Tabel II.38.1
 PROYEKSI PENDUDUK
 MENURUT JENIS KELAMIN DAN KELOMPOK UMUR
 TAHUN 2010 - 2020

KOTA SURABAYA

LAKI-LAKI

KELOMPOK UMUR	2010	2011	2012	2013	2014	2015	2016	2017	2018	2019	2020
(1)	(2)	(3)	(4)	(5)	(6)	(7)	(8)	(9)	(10)	(11)	(12)
0-4	116.881	116.049	115.056	113.807	112.509	111.201	110.135	109.050	107.999	107.043	106.096
5-9	112.223	112.020	111.985	112.058	111.816	111.623	110.860	109.826	108.635	107.536	106.192
10-14	101.302	101.354	101.045	100.318	99.563	99.278	99.119	99.010	99.068	98.976	98.710
15-19	106.057	107.121	108.371	109.385	109.962	110.362	110.433	109.994	109.179	108.479	108.057
20-24	135.127	135.435	136.247	137.217	138.170	139.306	140.774	142.348	143.705	144.661	145.046
25-29	138.231	137.245	136.090	134.886	134.048	133.932	134.336	135.105	136.143	137.343	138.428
30-34	134.838	133.761	132.991	132.015	130.980	129.848	128.948	127.761	126.616	125.978	125.760
35-39	121.770	121.926	121.825	121.528	120.791	120.425	119.482	118.681	117.794	116.992	115.853
40-44	103.953	105.107	106.008	106.510	106.624	106.659	106.812	106.631	106.362	105.843	105.416
45-49	85.677	87.209	88.857	90.414	91.713	92.903	93.958	94.691	95.144	95.379	95.330
50-54	72.337	74.409	76.229	77.812	79.294	81.003	82.482	84.000	85.490	86.854	87.930
55-59	54.030	56.743	59.345	61.710	63.787	65.757	67.692	69.330	70.803	72.281	73.813
60-64	34.024	35.593	37.598	39.794	41.973	44.090	46.356	48.473	50.433	52.247	53.836
65-69	24.439	25.117	25.733	26.428	27.387	28.818	30.198	31.911	33.810	35.742	37.547
70-74	14.701	15.128	15.606	16.075	16.488	16.880	17.379	17.831	18.348	19.089	20.109
75+	12.821	13.125	13.456	13.792	14.179	14.598	15.061	15.540	16.048	16.545	17.030
JUMLAH	1.368.411	1.377.342	1.386.442	1.393.749	1.399.284	1.406.683	1.414.025	1.420.182	1.425.577	1.430.988	1.435.153

Tabel II.38.2
 PROYEKSI PENDUDUK
 MENURUT JENIS KELAMIN DAN KELOMPOK UMUR
 TAHUN 2010 - 2020

KOTA SURABAYA

PEREMPUAN

KELOMPOK UMUR	2010	2011	2012	2013	2014	2015	2016	2017	2018	2019	2020
(1)	(2)	(3)	(4)	(5)	(6)	(7)	(8)	(9)	(10)	(11)	(12)
0-4	110.606	110.124	109.279	108.572	107.648	106.672	105.578	104.540	103.565	102.663	101.785
5-9	107.121	106.842	106.742	106.779	106.573	106.287	105.819	105.041	104.265	103.436	102.441
10-14	97.472	97.284	96.893	96.426	95.849	95.548	95.294	95.237	95.176	95.048	94.735
15-19	118.659	119.120	119.613	120.127	120.280	120.346	120.129	119.670	118.953	118.284	117.814
20-24	143.511	143.389	143.712	144.335	144.837	145.337	145.919	146.566	147.072	147.358	147.368
25-29	141.168	139.713	137.835	136.188	134.747	134.235	134.129	134.508	134.994	135.581	136.003
30-34	135.766	135.246	134.848	134.461	133.548	132.147	130.778	129.034	127.371	126.098	125.530
35-39	121.162	121.269	121.170	121.216	121.104	121.232	120.745	120.417	119.940	119.206	117.878
40-44	106.870	107.795	108.383	108.823	108.892	108.883	108.986	108.941	108.880	108.846	108.898
45-49	91.337	93.368	95.248	97.011	98.400	99.582	100.469	101.080	101.417	101.564	101.506
50-54	73.883	77.239	80.223	83.007	85.502	87.965	89.959	91.823	93.475	94.898	96.000
55-59	54.041	56.600	59.599	62.895	66.031	68.888	72.043	74.874	77.440	79.841	82.107
60-64	35.344	36.396	37.503	38.893	40.590	42.773	44.813	47.252	49.876	52.420	54.715
65-69	26.630	27.018	27.464	28.013	28.589	29.225	30.107	31.051	32.170	33.603	35.425
70-74	17.794	18.098	18.377	18.672	18.964	19.301	19.619	19.986	20.406	20.853	21.331
75+	21.840	22.089	22.387	22.762	23.086	23.479	23.994	24.497	24.978	25.508	26.062
JUMLAH	1.403.204	1.411.590	1.419.276	1.428.180	1.434.640	1.441.900	1.448.381	1.454.517	1.459.978	1.465.207	1.469.598

Tabel II.38.3
PROYEKSI PENDUDUK
MENURUT JENIS KELAMIN DAN KELOMPOK UMUR
TAHUN 2010 - 2020

KOTA SURABAYA

LAKI-LAKI + PEREMPUAN

KELOMPOK UMUR	2010	2011	2012	2013	2014	2015	2016	2017	2018	2019	2020
(1)	(2)	(3)	(4)	(5)	(6)	(7)	(8)	(9)	(10)	(11)	(12)
0-4	227.487	226.173	224.335	222.379	220.157	217.873	215.713	213.590	211.564	209.706	207.881
5-9	219.344	218.862	218.727	218.837	218.389	217.910	216.679	214.867	212.900	210.972	208.633
10-14	198.774	198.638	197.938	196.744	195.412	194.826	194.413	194.247	194.244	194.024	193.445
15-19	224.716	226.241	227.984	229.512	230.242	230.708	230.562	229.664	228.132	226.763	225.871
20-24	278.638	278.824	279.959	281.552	283.007	284.643	286.693	288.914	290.777	292.019	292.414
25-29	279.399	276.958	273.925	271.074	268.795	268.167	268.465	269.613	271.137	272.924	274.431
30-34	270.604	269.007	267.839	266.476	264.528	261.995	259.726	256.795	253.987	252.076	251.290
35-39	242.932	243.195	242.995	242.744	241.895	241.657	240.227	239.098	237.734	236.198	233.731
40-44	210.823	212.902	214.391	215.333	215.516	215.542	215.798	215.572	215.242	214.689	214.314
45-49	177.014	180.577	184.105	187.425	190.113	192.485	194.427	195.771	196.561	196.943	196.836
50-54	146.220	151.648	156.452	160.819	164.796	168.968	172.441	175.823	178.965	181.752	183.930
55-59	108.071	113.343	118.944	124.605	129.818	134.645	139.735	144.204	148.243	152.122	155.920
60-64	69.368	71.989	75.101	78.687	82.563	86.863	91.169	95.725	100.309	104.667	108.551
65-69	51.069	52.135	53.197	54.441	55.976	58.043	60.305	62.962	65.980	69.345	72.972
70-74	32.495	33.226	33.983	34.747	35.452	36.181	36.998	37.817	38.754	39.942	41.440
75+	34.661	35.214	35.843	36.554	37.265	38.077	39.055	40.037	41.026	42.053	43.092
JUMLAH	2.771.615	2.788.932	2.805.718	2.821.929	2.833.924	2.848.583	2.862.406	2.874.699	2.885.555	2.896.195	2.904.751

Tabel II.39.1
 PROYEKSI PENDUDUK
 MENURUT JENIS KELAMIN DAN KELOMPOK UMUR
 TAHUN 2010 - 2020

KOTA BATU

LAKI-LAKI

KELOMPOK UMUR	2010	2011	2012	2013	2014	2015	2016	2017	2018	2019	2020
(1)	(2)	(3)	(4)	(5)	(6)	(7)	(8)	(9)	(10)	(11)	(12)
0-4	8.321	8.271	8.221	8.167	8.110	8.044	7.978	7.922	7.878	7.836	7.791
5-9	8.111	8.105	8.123	8.165	8.185	8.197	8.153	8.100	8.046	7.993	7.918
10-14	7.568	7.580	7.576	7.554	7.532	7.536	7.535	7.549	7.583	7.603	7.607
15-19	7.531	7.616	7.723	7.830	7.907	7.963	7.980	7.971	7.944	7.921	7.916
20-24	8.296	8.325	8.395	8.492	8.590	8.690	8.796	8.918	9.040	9.132	9.186
25-29	8.044	7.996	7.948	7.913	7.899	7.919	7.955	8.024	8.119	8.218	8.310
30-34	7.994	7.940	7.914	7.890	7.864	7.821	7.780	7.729	7.693	7.681	7.691
35-39	7.606	7.625	7.637	7.652	7.640	7.643	7.594	7.564	7.539	7.514	7.465
40-44	7.572	7.664	7.747	7.819	7.864	7.893	7.917	7.925	7.937	7.926	7.920
45-49	6.525	6.647	6.791	6.940	7.072	7.187	7.281	7.359	7.424	7.469	7.490
50-54	5.758	5.929	6.089	6.244	6.392	6.551	6.681	6.825	6.973	7.109	7.220
55-59	4.307	4.528	4.748	4.958	5.148	5.326	5.491	5.640	5.782	5.925	6.069
60-64	2.693	2.820	2.987	3.175	3.364	3.547	3.733	3.916	4.091	4.252	4.396
65-69	2.239	2.304	2.365	2.440	2.542	2.683	2.816	2.984	3.173	3.367	3.548
70-74	1.587	1.635	1.690	1.749	1.802	1.852	1.909	1.964	2.030	2.118	2.238
75+	1.773	1.817	1.866	1.925	1.985	2.050	2.120	2.195	2.266	2.350	2.421
JUMLAH	95.925	96.802	97.820	98.913	99.896	100.902	101.719	102.585	103.518	104.414	105.186

Tabel II.39.2
 PROYEKSI PENDUDUK
 MENURUT JENIS KELAMIN DAN KELOMPOK UMUR
 TAHUN 2010 - 2020

KOTA BATU

PEREMPUAN

KELOMPOK UMUR	2010	2011	2012	2013	2014	2015	2016	2017	2018	2019	2020
(1)	(2)	(3)	(4)	(5)	(6)	(7)	(8)	(9)	(10)	(11)	(12)
0-4	8.027	8.032	7.991	7.916	7.920	7.870	7.826	7.773	7.725	7.682	7.650
5-9	7.835	7.854	7.867	7.844	7.902	7.903	7.907	7.871	7.839	7.801	7.758
10-14	7.477	7.499	7.489	7.433	7.455	7.452	7.467	7.483	7.506	7.519	7.525
15-19	7.354	7.416	7.463	7.470	7.547	7.570	7.591	7.583	7.565	7.547	7.547
20-24	7.559	7.590	7.626	7.632	7.728	7.772	7.837	7.891	7.942	7.979	8.012
25-29	8.139	8.095	8.008	7.889	7.878	7.868	7.901	7.943	7.999	8.061	8.119
30-34	7.960	7.968	7.966	7.920	7.939	7.878	7.832	7.752	7.675	7.621	7.620
35-39	7.566	7.609	7.624	7.605	7.668	7.696	7.701	7.704	7.699	7.676	7.621
40-44	7.445	7.547	7.611	7.617	7.692	7.711	7.755	7.775	7.797	7.821	7.858
45-49	6.734	6.921	7.077	7.189	7.359	7.469	7.568	7.635	7.688	7.722	7.749
50-54	5.267	5.541	5.774	5.959	6.199	6.399	6.575	6.729	6.876	7.003	7.114
55-59	3.772	3.971	4.193	4.416	4.686	4.906	5.160	5.383	5.593	5.786	5.979
60-64	2.728	2.822	2.916	3.014	3.174	3.354	3.532	3.734	3.956	4.173	4.372
65-69	2.497	2.545	2.596	2.640	2.717	2.787	2.886	2.985	3.107	3.256	3.446
70-74	1.800	1.839	1.873	1.897	1.944	1.982	2.023	2.067	2.117	2.170	2.229
75+	2.721	2.762	2.806	2.835	2.904	2.966	3.039	3.104	3.186	3.259	3.340
JUMLAH	94.881	96.011	96.880	97.276	98.712	99.583	100.600	101.412	102.270	103.076	103.939

Tabel II.39.3
 PROYEKSI PENDUDUK
 MENURUT JENIS KELAMIN DAN KELOMPOK UMUR
 TAHUN 2010 - 2020

KOTA BATU

LAKI-LAKI + PEREMPUAN

KELOMPOK UMUR	2010	2011	2012	2013	2014	2015	2016	2017	2018	2019	2020
(1)	(2)	(3)	(4)	(5)	(6)	(7)	(8)	(9)	(10)	(11)	(12)
0- 4	16.348	16.303	16.212	16.083	16.030	15.914	15.804	15.695	15.603	15.518	15.441
5- 9	15.946	15.959	15.990	16.009	16.087	16.100	16.060	15.971	15.885	15.794	15.676
10-14	15.045	15.079	15.065	14.987	14.987	14.988	15.002	15.032	15.089	15.122	15.132
15-19	14.885	15.032	15.186	15.300	15.454	15.533	15.571	15.554	15.509	15.468	15.463
20-24	15.855	15.915	16.021	16.124	16.318	16.462	16.633	16.809	16.982	17.111	17.198
25-29	16.183	16.091	15.956	15.802	15.777	15.787	15.856	15.967	16.118	16.279	16.429
30-34	15.954	15.908	15.880	15.810	15.803	15.699	15.612	15.481	15.368	15.302	15.311
35-39	15.172	15.234	15.261	15.257	15.308	15.339	15.295	15.268	15.238	15.190	15.086
40-44	15.017	15.211	15.358	15.436	15.556	15.604	15.672	15.700	15.734	15.747	15.778
45-49	13.259	13.568	13.868	14.129	14.431	14.656	14.849	14.994	15.112	15.191	15.239
50-54	11.025	11.470	11.863	12.203	12.591	12.950	13.256	13.554	13.849	14.112	14.334
55-59	8.079	8.499	8.941	9.374	9.834	10.232	10.651	11.023	11.375	11.711	12.048
60-64	5.421	5.642	5.903	6.189	6.538	6.901	7.265	7.650	8.047	8.425	8.768
65-69	4.736	4.849	4.961	5.080	5.259	5.470	5.702	5.969	6.280	6.623	6.994
70-74	3.387	3.474	3.563	3.646	3.746	3.834	3.932	4.031	4.147	4.288	4.467
75+	4.494	4.579	4.672	4.760	4.889	5.016	5.159	5.299	5.452	5.609	5.761
JUMLAH	190.806	192.813	194.700	196.189	198.608	200.485	202.319	203.997	205.788	207.490	209.125

DATA

MENCERDASKAN BANGSA

<http://www.bps.go.id>



BADAN PUSAT STATISTIK

Jl. Dr. Sutomo 6-8 Jakarta 10710

Tel. : (021) 3841195, 3842508, 3810291-4 Fax. : (021) 3857046

Homepage : <http://www.bps.go.id> E-mail : bpsHQ@bps.go.id