



Katalog/Catalog: 6302002

INDIKATOR KONSTRUKSI

Construction Indicator



Triwulan/Quarter
IV-2015



BADAN PUSAT STATISTIK
Statistics Indonesia

INDIKATOR KONSTRUKSI

Construction Indicator



Triwulan/Quarter
IV-2015

INDIKATOR KONSTRUKSI, Triwulan IV - 2015

CONSTRUCTION INDICATOR, IVrd Quarter-2015

ISSN: 1979-8024

No. Publikasi/Publication Number: 05340.1637

Katalog/Catalog: 6302002

Ukuran Buku/Book Size: 18,2 cm x 25,7 cm

Jumlah Halaman/Total Pages: xx+36 halaman/pages

Naskah/Manuscript:

Subdirektorat Statistik Konstruksi

Subdirectorate of Construction Statistics

Gambar Kulit/Cover Design:

Subdirektorat Publikasi dan Kompilasi Statistik

Subdirectorate of Statistical Publication and Compilation

Diterbitkan oleh/Published by:

Badan Pusat Statistik, Jakarta, Indonesia

© Badan Pusat Statistik/*Statistics Indonesia*

Dilarang mengumumkan, mendistribusikan, mengomunikasikan, dan/atau menggandakan sebagian atau seluruh isi buku ini untuk tujuan komersial tanpa izin tertulis dari Badan Pusat Statistik

Prohibited to announce, distribute, communicate, and/or copy part or all of this book for commercial purpose without permission from Statistics Indonesia

KATA PENGANTAR

Sektor konstruksi merupakan salah satu sektor penting dalam perekonomian Indonesia. Untuk mengetahui perkembangan sektor tersebut setiap triwulan, maka Badan Pusat Statistik (BPS) melakukan Survei Konstruksi Triwulanan secara sampel terhadap perusahaan konstruksi berbadan hukum (kualifikasi M1, M2, dan B) di Indonesia.

Publikasi ini menyajikan data dan informasi hasil **Survei Triwulanan Perusahaan Konstruksi Triwulan IV Tahun 2015**. Data yang disajikan dalam publikasi ini terdiri atas indeks pekerja tetap, indeks hari orang pekerja harian, indeks balas jasa dan upah, indeks nilai konstruksi, indeks kondisi bisnis, indeks prospek bisnis, dan indeks masalah bisnis, serta pertumbuhan sektor konstruksi.

Akhirnya pada kesempatan ini kami mengucapkan terima kasih dan penghargaan kepada semua pihak yang terlibat pada pekerjaan lapangan, pengolahan data, dan kepada para pengusaha konstruksi yang telah membantu kelancaran pelaksanaan survei tersebut.

Jakarta, April 2016
Kepala Badan Pusat Statistik



Dr. Suryamin, M.Sc

FOREWORD

Construction sector is one of the important sectors in Indonesian economy. BPS-Statistics Indonesia has conducted Quarterly Construction Legal Establishment Survey (qualification M1, M2, and B) to provide the information of the growth of construction sector.

*This publication presents some construction indices based on **the Quarterly Construction Establishment Survey in the fourth quarter 2015**, such as permanent workers indices, man-days of daily workers indices, compensation and wages indices, value of construction indices, business condition indices, business prospect indices, business problem indices and the growth rate of construction sector.*

Finally, we would like to express our gratitude to all parties, who have given contribution in collecting, processing data, and the executives of construction establishments who have supported in providing data for the survey.

Jakarta, April 2016
BPS-Statistics Indonesia,



Dr. Suryamin, M.Sc
Chief Statistician

DAFTAR ISI

CONTENTS

Halaman/Pages

| | |
|--|-----|
| KATA PENGANTAR / <i>FOREWORD</i> | iii |
| DAFTAR ISI / <i>CONTENTS</i> | v |
| PENJELASAN / <i>EXPLANATION</i> | vii |
| ULASAN SINGKAT/ <i>REVIEW</i> | xvi |

TABEL-TABEL / *TABLES* :

Indeks (2010=100) dan Pertumbuhan (Persen) Konstruksi Triwulanan Tahun 2014 – 2015
Triwulan IV

*Quarterly Construction Indices (2010=100) and Growth (Percent) 2014 – the fourth quarter
2015*

| | |
|---|----|
| 1. Indonesia : | 1 |
| 2. Provinsi/ <i>Province</i> : Aceh | 2 |
| 3. Provinsi/ <i>Province</i> : Sumatera Utara | 3 |
| 4. Provinsi/ <i>Province</i> : Sumatera Barat | 4 |
| 5. Provinsi/ <i>Province</i> : Riau | 5 |
| 6. Provinsi/ <i>Province</i> : Jambi | 6 |
| 7. Provinsi/ <i>Province</i> : Sumatera Selatan | 7 |
| 8. Provinsi/ <i>Province</i> : Bengkulu | 8 |
| 9. Provinsi/ <i>Province</i> : Lampung | 9 |
| 10. Provinsi/ <i>Province</i> : Bangka Belitung | 10 |
| 11. Provinsi/ <i>Province</i> : Kepulauan Riau | 11 |
| 12. Provinsi/ <i>Province</i> : DKI Jakarta | 12 |
| 13. Provinsi/ <i>Province</i> : Jawa Barat | 13 |
| 14. Provinsi/ <i>Province</i> : Jawa Tengah | 14 |

| | | |
|-----|---|----|
| 15. | Provinsi/ <i>Province</i> : D I Yogyakarta | 15 |
| 16. | Provinsi/ <i>Province</i> : Jawa Timur | 16 |
| 17. | Provinsi/ <i>Province</i> : Banten | 17 |
| 18. | Provinsi/ <i>Province</i> : Bali | 18 |
| 19. | Provinsi/ <i>Province</i> : Nusa Tenggara Barat | 19 |
| 20. | Provinsi/ <i>Province</i> : Nusa Tenggara Timur | 20 |
| 21. | Provinsi/ <i>Province</i> : Kalimantan Barat | 21 |
| 22. | Provinsi/ <i>Province</i> : Kalimantan Tengah | 22 |
| 23. | Provinsi/ <i>Province</i> : Kalimantan Selatan | 23 |
| 24. | Provinsi/ <i>Province</i> : Kalimantan Timur | 24 |
| 25. | Provinsi/ <i>Province</i> : Sulawesi Utara | 25 |
| 26. | Provinsi/ <i>Province</i> : Sulawesi Tengah | 26 |
| 27. | Provinsi/ <i>Province</i> : Sulawesi Selatan | 27 |
| 28. | Provinsi/ <i>Province</i> : Sulawesi Tenggara | 28 |
| 29. | Provinsi/ <i>Province</i> : Sulawesi Gorontalo | 29 |
| 30. | Provinsi/ <i>Province</i> : Sulawesi Barat | 30 |
| 31. | Provinsi/ <i>Province</i> : Maluku | 31 |
| 32. | Provinsi/ <i>Province</i> : Maluku Utara | 32 |
| 33. | Provinsi/ <i>Province</i> : Papua Barat | 33 |
| 34. | Provinsi/ <i>Province</i> : Papua | 34 |

PENJELASAN

1. Pendahuluan

Publikasi Indikator Konstruksi bertujuan untuk menunjukkan perubahan atau perkembangan dari kegiatan perusahaan sektor konstruksi. Sumber data yang digunakan untuk penyusunan indikator konstruksi tersebut adalah Survei Perusahaan Konstruksi Triwulanan (SKTR).

2. Maksud dan Tujuan

Maksud dan tujuan Survei Perusahaan Konstruksi Triwulanan ini yaitu untuk mengetahui perkembangan sektor konstruksi secara umum dengan referensi waktu yang lebih pendek. Karakteristik yang diteliti meliputi jumlah pekerja tetap, hari orang pekerja harian, balas jasa dan upah, nilai pekerjaan konstruksi yang diselesaikan, kondisi bisnis, prospek bisnis dan masalah bisnis konstruksi dalam periode triwulanan.

3. Ruang Lingkup

Survei Perusahaan Konstruksi Triwulanan dilakukan oleh BPS sejak tahun 1988, meliputi 10 provinsi, yaitu provinsi Sumatera Utara, Sumatera Barat, Sumatera Selatan, DKI Jakarta, Jawa Barat, Jawa Tengah, DI Yogyakarta, Jawa Timur, Kalimantan Selatan dan Sulawesi Selatan. Selanjutnya, untuk tahun 1993 cakupannya diperluas ke seluruh provinsi di Indonesia. Pada tahun 2015 jumlah sampelnya sebesar 3.082 perusahaan per triwulan.

EXPLANATION

1. Introduction

Construction sector indicator aims to show changes or growth of business and economic activities of construction firm. Source of data that was used to develop the construction indicator was Quarterly Construction Establishments Survey (QCS).

2. The Main Purpose

The main purpose of the Quarterly Construction Establishments Survey was to present the progress of construction sector dynamic quarterly (three months period). The characteristics that were observed in the survey are: the number of permanent workers, the number of the mandays of daily workers, the amount of compensation and wages, the total value of construction completed, business condition, business prospect, and construction business problems in quarterly period.

3. The Coverage

Quarterly Construction Establishments Survey has been implemented since 1988 covered 10 provinces, namely: Sumatera Utara, Sumatera Barat, Sumatera Selatan, DKI Jakarta, Jawa Barat, Jawa Tengah, DI Yogyakarta, Jawa Timur, Kalimantan Selatan and Sulawesi Selatan. In 1993, the QCS was expanded to cover over all provinces in Indonesia. In 2015 the number of respondents included in the survey is 3,082 establishments each quarter.

4. Metodologi

a. Kerangka sampel

Survei perusahaan konstruksi triwulanan merupakan sub sampel dari survei perusahaan konstruksi tahunan, sehingga kerangka sampel perusahaan konstruksi untuk konstruksi triwulanan adalah daftar perusahaan konstruksi yang terpilih pada survei perusahaan konstruksi tahunan.

b. Rancangan Penarikan Sampel

Jumlah sampel survei perusahaan konstruksi triwulanan tahun 2015 adalah sebanyak 3.082 perusahaan, sehingga dalam kurun waktu setahun jumlah sampelnya adalah 12.328 perusahaan.

Jumlah sampel untuk kualifikasi perusahaan konstruksi adalah sebagai berikut :

- i. Jumlah sampel perusahaan konstruksi besar (kualifikasi B) adalah 607, seluruh perusahaan konstruksi besar yang ada dilakukan pencacahan lengkap (*take all*).
- ii. Jumlah sampel perusahaan konstruksi sedang (kualifikasi M1 dan M2) adalah 2.475, pencacahan dilakukan hanya pada perusahaan konstruksi sedang terpilih (*take some*).
- iii. Sedangkan untuk perusahaan konstruksi kecil (kualifikasi K1, K2, dan K3) tidak terpilih sampel

5. Indeks Divisia Konstruksi

Rasio Konstruksi adalah perhitungan rasio variabel konstruksi yang meliputi: pekerja tetap, hari orang, balas jasa dan upah

4. Methodology

a. Sampling frame

The quarterly construction establishment survey is a sub sample of the annual construction establishment survey. Therefore, the sampling frame of the quarterly survey is the list of establishments which are selected in the annual construction establishments survey.

b. Sampling Method

The sample size of the construction establishments quarterly survey in 2015 is 3,082 establishments. Therefore, the sample size for the whole year 2015 is 12,328 establishments.

Number of establishments in each establishment qualification are listed as follows:

- i. Number of establishments samples in the big construction establishment/business group (qualification B) is 607, the enumeration is conducted for all big construction establishments (take all).*
- ii. Number of establishments samples in the medium construction establishments group (qualification M1 and M2) is 2,475, the enumeration is conducted only for the selected medium construction establishments (take some).*
- iii. Meanwhile, for small construction establishments (qualification K1, K2, and K3) is not selected in the sample.*

5. Divisia Index Construction

The ratio of construction is a calculation of the ratio of variable construction include: permanent workers, man days, fringe benefits

serta nilai konstruksi yang diselesaikan triwulanan menggunakan formula sebagai berikut:

a. Rasio proyek

$$R_{ijk} = \frac{Q_{ijk2}}{Q_{ijk1}}$$

Dimana:

R_{ijk} adalah rasio proyek k , perusahaan j , KBLI 5 digit i antar triwulan 2 dan 1

Q_{ijk2} adalah proyek k , perusahaan j , KBLI 5 digit i antar triwulan 2

Q_{ijk1} adalah proyek k , perusahaan j , KBLI 5 digit i antar triwulan 1

b. Rasio perusahaan

$$R_{ij} = e^{\left[\frac{\sum_k V_{ijk}}{\sum V_{ijk}} \times \ln(R_{ijk}) \right]}$$

Dimana:

R_{ij} adalah rasio perusahaan j dalam KBLI 5 digit i pada triwulan ke-2 terhadap triwulan ke-1

V_{ijk} adalah variabel konstruksi dari proyek k untuk perusahaan j dalam KBLI 5 digit i selama periode dua triwulan.

and wages and the value of construction completed quarterly using the following formula:

a. The ratio of the project

..... (5.1)

Where :

R_{ijk} is the ratio of the project k , company j , ISIC 5 digits i between quarter 2 and 1

Q_{ijk2} is project k , company j , ISIC 5 digits i between quarter 2

Q_{ijk1} is project k , company j , ISIC 5 digits i between quarter 1

b. The ratio of the company

..... (5.2)

Where :

R_{ij} is the ratio of the company j in ISIC 5 digits i in quarter 2 to quarter 1

V_{ijk} is the construction of the project variables k for companies j in ISIC 5 digits i over a period of two quarters.

c. Rasio KBLI

$$R_i = e^{\left[\sum_j \frac{V_{ij}}{\sum V_{ij}} \times \ln(R_{ij}) \right]}$$

Dimana:

R_i adalah rasio KBLI 2 digit i pada triwulan ke-2 terhadap triwulan ke-1

V_{ij} adalah variabel konstruksi untuk perusahaan j dalam KBLI 2 digit i pada periode dua triwulan, dimana:

$$V_{ij} = \sum_k V_{ijk}$$

d. Rasio total

c. ISIC ratio

..... (5.3)

Where:

R_i is the ratio of ISIC 2 digits i quarter 2 to quarter 1

V_{ij} is the variable construction for the company j in ISIC 2 digits i in second period quarterly, where :

$$V_{ij} = \sum_k V_{ijk}$$

d. Total ratio

$$R_{tot} = e^{\left[\sum \frac{V_i}{\sum V_i} \times \ln(R_i) \right]}$$

Dimana:

R_{tot} adalah rasio total

V_i adalah variabel konstruksi untuk perusahaan j dalam KBLI 2 digit i pada periode 2 triwulan, dimana:

$$V_i = \sum_j V_{ij}$$

Where:

R_{tot} is total ratio

V_i is the variable construction for the company j in ISIC 2 digits i in second period quarterly, where :

$$V_i = \sum_j V_{ij}$$

e. Total Indeks Divisia Konstruksi

$$I_t = I_{(t-1)} \times R_{tot}$$

dimana:

I_t : Indeks konstruksi pada triwulan ke t

I_{t-1} : Indeks konstruksi pada triwulan ke $t-1$

R_{tot} : Rasio total konstruksi pada triwulan ke t

6. Indeks Diffusion

Metode indeks diffusion digunakan untuk menghitung indeks kondisi dan prospek bisnis pengusaha. Formula dari indeks diffusion sebagai berikut:

$$ID = \%meningkat + \frac{\%tetap}{2} \dots (2.1)$$

dimana,

ID = indeks diffusion

$\%meningkat$ = persentase pendapat pengusaha yang menyatakan kondisi usahanya pada periode tertentu **meningkat** dibanding dengan periode sebelumnya

$\%tetap$ = persentase pendapat pengusaha yang menyatakan kondisi usahanya pada periode tertentu **tetap** dibanding

e. Total Divisia Index Construction

..... (5.5)

Where:

I_t : Index construction in quarter t

I_{t-1} : Index construction in quarter $t-1$

R_{tot} : Total ratio construction in quarter t

6. Diffusion Indices

Condition and business prospect are calculated by diffusion indices method. The diffusion indices formula is:

$$ID = \%increase + \frac{\%same}{2} \dots (2.1)$$

Where,

ID = diffusion indices

$\%higher$ = percentage of responses reporting "**increase**" compare to previous period

$\%same$ = percentage of responses reporting "**same**" compare to previous period

dengan periode sebelumnya

Nilai Indeks Diffusion (ID) akan terletak dalam range 0 - 100 % yang diinterpretasikan sebagai berikut:

ID = 100% : Semua pengusaha menyatakan kondisi usahanya meningkat

ID > 50% : Jumlah pengusaha yang menyatakan kondisi usahanya **meningkat** lebih banyak dibandingkan yang menyatakan **menurun**, umumnya pengusaha cenderung optimis akan kondisi usahanya

ID = 50 % : Jumlah pengusaha yang menyatakan kondisi usahanya meningkat sama dengan yang menyatakan menurun

ID < 50% : Jumlah pengusaha yang menyatakan kondisi usahanya **menurun** lebih banyak dibandingkan yang menyatakan **meningkat**, umumnya pengusaha cenderung pesimis akan kondisi usahanya

ID = 0 % : Semua pengusaha menyatakan kondisi usahanya menurun

Penghitungan ID menurut persamaan (2.1) dilakukan untuk setiap kondisi/variabel, kemudian dihitung indeks komposit ID-nya, yaitu sebagai berikut:

Diffusion index (ID) value are bounded between 0 to 100 percent where summarized by :

ID = 100 % : all the response stated that the business condition are "increase"

ID > 50 % : most of the response (more than 50%) stated that the business condition are "increase". They are optimist about the business.

ID = 50 % : number of response "increase" and "decrease" are equal

ID < 50 % : most of the response (more than 50%) stated that the business condition are "decrease" They are pessimist about the business

ID = 0 % : all the response stated that the business condition are "decrease"

ID that calculated by equation (2.1) is conducted for each business condition (variable). Then composite indices for the ID is calculated by :

$$ID_c = \frac{\sum_{i=1}^v ID_i}{v} \quad \dots (2.2)$$

dimana,

- ID_c = indeks diffusion komposit
- ID_i = indeks diffusion kondisi/variabel ke-i
- v = jumlah kondisi/variabel

where,

- ID_c = Diffusion's composite indices
- ID_i = Diffusion's composite indices for particular condition / variable
- v = number of condition / variable

7. Indeks Masalah Bisnis

Metode indeks masalah bisnis digunakan untuk menghitung kondisi derajat kegawatan kinerja pengusaha. Formula dari indeks masalah bisnis sebagai berikut:

7. Business Problem Indices

The problems of particular are calculated by business problem indices method. The business problem indices formula is:

$$IMB = \frac{\sum_{v=1}^{10} T_v \times IM_v}{\sum_{v=1}^{10} T_v} \quad \dots (3.1)$$

$$T_v = \sum_{i=1}^n S_{vi} \quad \dots (3.2)$$

$$IM_v = \frac{100\% T_v}{v \quad n} \quad \dots (3.3)$$

dimana,

IMB = indeks masalah bisnis

IM_v = indeks masalah untuk kondisi ke- v

T_v = total nilai skor untuk kondisi ke- v

S_{vi} = nilai skor untuk kondisi ke- v pada perusahaan ke- i

n = jumlah perusahaan

Nilai IM_v dan IMB akan terletak dalam range 0 - 100 %, dan diinterpretasikan sebagai berikut:

IM_v atau IMB = 0 % : tidak ada masalah
0 % < IM_v atau IMB ≤ 50% : cukup bermasalah
50% < IM_v atau IMB ≤ 100% : sangat bermasalah

8. Konsep dan Definisi

8.1. Nilai Konstruksi yang diselesaikan

Nilai konstruksi yang diselesaikan adalah besarnya nilai pekerjaan yang diselesaikan secara fisik selama jangka waktu tertentu (tidak termasuk harga tanah) oleh pihak pemborong/kontraktor atas pekerjaan yang diperoleh baik berdasarkan surat perjanjian kontrak atau berdasarkan surat perintah kerja antara pemilik (*bouwheer*) dengan kontraktor.

8.2. Pekerja

Tenaga kerja dibagi dalam dua kategori, yaitu pekerja tetap dan pekerja harian. Pekerja tetap adalah pekerja yang bekerja pada perusahaan dengan menerima upah/gaji secara tetap, baik ada kegiatan maupun tidak

where,

IMB = business problem indices

IM_v = problem indices of v^{th} condition

T_v = total score of v^{th} condition

S_{vi} = score of v^{th} condition of i^{th} establishment

n = number of sample establishments

IM_v and IMB values are bounded between 0 to 100 percent where summarized by :

IM_v or IMB = 0 % : there is no problem
0% < IM_v or IMB ≤ 50% : a few problem
50% < IM_v or IMB ≤ 100% : big problem

8. The Concepts and The Definitions

8.1. The Value of Construction completed

The value of construction completed is defined as the total value of work completed by contractor (excluding value of land) based on the letter of agreement signed by the owner and the contractor in the certain period of time.

8.2. The Workers

The workers is divided into two categories, namely: permanent workers (skilled labor workers) and daily workers. Permanent worker is a worker who works at the company on a fixed wages/salaries basis whether there

ada kegiatan. Pekerja harian adalah pekerja yang tidak terikat secara tetap dengan perusahaan, dimana mereka hanya bekerja selama pekerjaan/proyek ada dan bila pekerjaan/proyek telah selesai maka secara otomatis mereka tidak mempunyai hubungan kerja lagi dengan perusahaan.

8.3. Hari Orang Pekerja Harian

Hari orang adalah jumlah pekerja harian dalam satu hari untuk menyelesaikan satu pekerjaan.

8.4. Balas Jasa dan Upah

Balas Jasa dan upah adalah seluruh pengeluaran yang dibayarkan kepada pekerja tetap dan pekerja harian berupa upah gaji, upah lembur, hadiah, bonus, dana pensiun, tunjangan kecelakaan dan pengeluaran lainnya yang dibayarkan dalam bentuk uang maupun barang sebagai balas jasa dan upah.

8.5. Laju Pertumbuhan

Laju pertumbuhan menunjukkan pergerakan agregat yang berfluktuasi dari satu waktu tertentu terhadap waktu sebelumnya. Laju pertumbuhan diperoleh dengan cara mengurangi angka indeks yang diperoleh pada tahun n dikurangi 100 persen.

is activities or not in their company. Daily workers is a worker who works freely at the company as long as the project is still going on and doesn't have permanent relationship with the company if the work of the project has been completed.

8.3. Man-days of daily Worker

Man-days is the number of daily worker finishing a job during one day

8.4. Compensation and Wages

Compensation and wages is all expenditures paid to both permanent workers and daily workers in the form of wages/salaries, overtime payment, gifts, bonuses, pension benefits, accident allowances and other expenditures either in the form of money or goods as compensation and wages.

8.5. Growth Rate

The growth rate showed a fluctuation aggregate movement from time to time. The growth rate is derived by subtracting the indices derived in the year n by 100 percent.

ULASAN SINGKAT

REVIEW

1. Indeks Konstruksi Triwulanan

Pola indeks kegiatan konstruksi triwulanan selama 2014 – 2015 triwulan IV menunjukkan adanya fluktuasi, pada jumlah pekerja, balas jasa dan upah pekerja, nilai pekerjaan konstruksi, kondisi bisnis, dan prospek bisnis serta masalah bisnis konstruksi.

1.1. Sumber Daya Manusia

Jumlah pekerja tetap dan hari orang pekerja harian yang diserap sektor konstruksi sangat erat kaitannya dengan nilai proyek dan jenis teknologi konstruksi yang digunakan serta jadwal pelaksanaannya. Penyerapan pekerja tetap triwulan IV tahun 2014 dan tahun 2015 masing-masing adalah sebesar 115,24 dan 116,38.

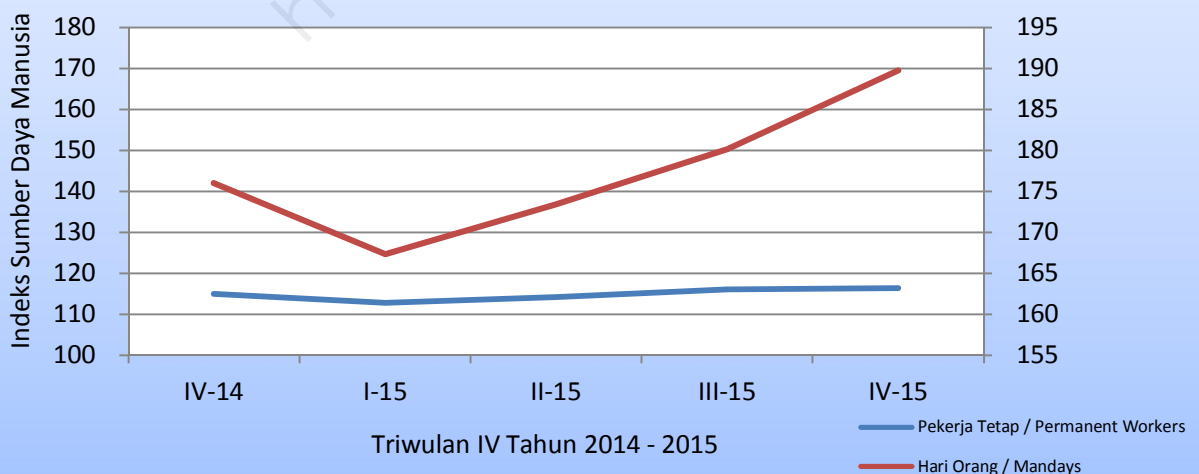
1. Quarterly Construction Indices

The Quarterly Construction Indices during 2014 – the fourth quarter 2015 fluctuated on number of human resources, level of compensation and wages, value of construction, condition and business prospect and construction business problems.

1.1. Human Resources

The number of permanent workers and man-days of daily workers absorbed by construction sector has close relationship with construction value, kind of construction technology and also the project schedule. The Fourth Quarter indices of labor absorbed in the year 2014 was 115.24 and 116.38 in the year 2015.

Gambar/Figure 1
Indeks Triwulan IV Sumber Daya Manusia
The Fourth Quarter Indices of Human Resources



Di lain pihak hari orang pekerja harian mempunyai indeks triwulan IV sebesar 176,32 pada tahun 2014 dan 189,77 pada tahun 2015. Adapun untuk melihat fluktuasi angka indeks sumber daya manusia disajikan pada gambar 1

1.2. Balas Jasa dan Upah

Besarnya balas jasa dan upah yang dikeluarkan sektor konstruksi terdiri dari jumlah balas jasa yang dibayarkan untuk pekerja tetap dan upah yang dibayarkan untuk pekerja harian.

Balas jasa dan upah yang dibayarkan kepada pekerja sektor konstruksi bervariasi pada triwulan IV. Pada tahun 2014 indeks triwulan IV sebesar 178,31 dan 197,62 pada tahun 2015. Dari masing - masing indeks triwulanan tersebut terlihat adanya fluktuasi pada triwulan IV. Fluktuasi indeks balas jasa disajikan pada Gambar 2.

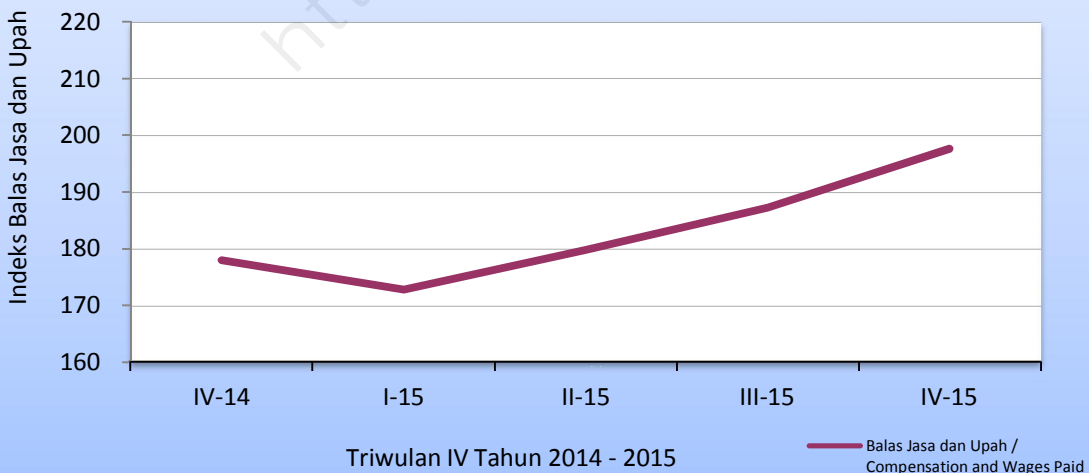
On the other side, man-days of daily workers indices in the fourth quarter was 176.32, in the year 2014 and 189.77 in the year 2015. Figure 1 displays the fluctuation of human resources indices.

1.2. Compensation and Wages

The amount of compensation and wages were paid by construction sector consists of compensation paid to permanent workers and daily workers.

Compensation and wages paid to construction labor varied in the fourth quarters. In 2014 the fourth quarter indices was 178.31 and 197.62 in the year 2015. There are showed fluctuation among in the fourth quarter indices numbers. Figure 2 shows the fluctuation of compensation indices.

Gambar/Figure 2
Indeks Triwulan IV Balas Jasa dan Upah
The Fourth Quarter Indices of Compensation and Wages Paid



1.3. Nilai Konstruksi

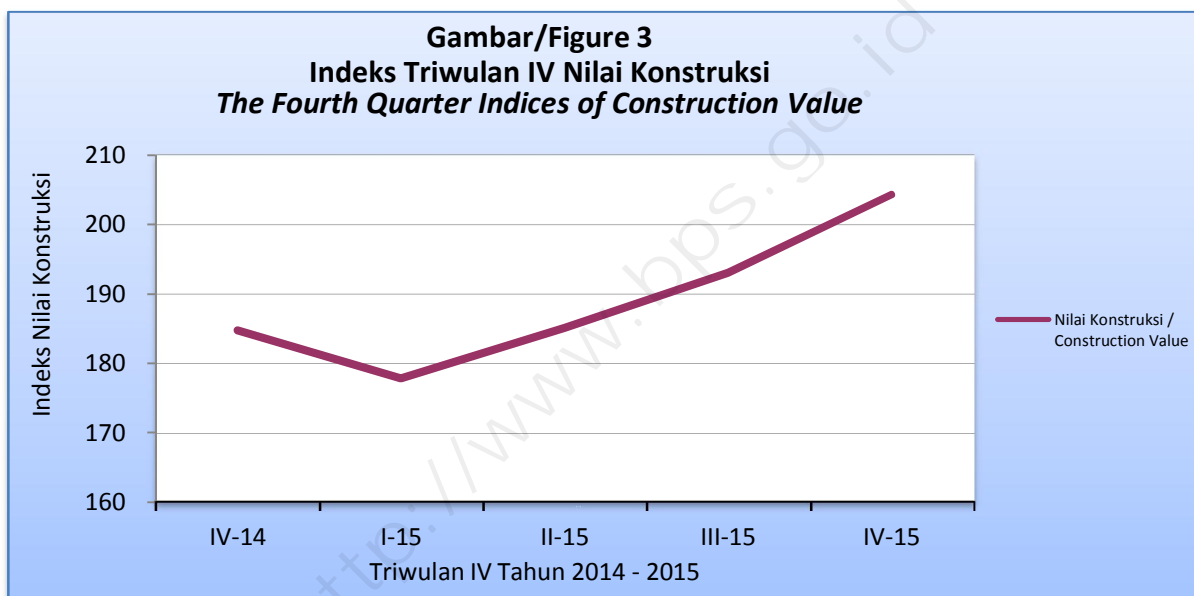
Nilai pekerjaan sektor konstruksi tergantung pada realisasi fisik pekerjaan proyek-proyek yang diselesaikan dalam periode satu triwulan.

Indeks triwulan IV nilai konstruksi tahun 2014 sebesar 184,72 dan 204,36 pada tahun 2015. Fluktuasi indeks nilai konstruksi yang diselesaikan sektor konstruksi di Indonesia ditunjukkan pada Gambar 3.

1.3. Value of Construction

The value of work of the construction sector depends on the value of work completed in the quarterly period.

The fourth quarter indices of construction work finished in 2014 was 184.72 and 204.36 in the year 2015. Figure 3 shows the fluctuation of construction value.



2. Kondisi dan Prospek Bisnis

Kegiatan sektor konstruksi merupakan penggerak dalam sistem pembangunan ekonomi. Penyediaan sarana dan prasarana fisik (infrastruktur) dapat menggiatkan sektor ekonomi lainnya. Namun demikian investasi di sektor konstruksi masih belum menunjukkan peningkatan yang cukup berarti. Selama periode 2014 – 2015 triwulan IV, secara umum kondisi dan prospek bisnis mayoritas pengusaha pada kemajuan sektor konstruksi lebih optimis. Ini tercermin dari besaran nilai

2. Condition and Business Prospect

The construction sector is a leading sector to national economic development system. In other words, infrastructure facilities and basic facilities supplied by construction sector can generate other sectors to improve national economic development. However, construction sector activity that represents an investment in a real sector did not show a significant role yet. During period of 2014 - the fourth quarter 2015, business conditions and prospect of contractors on construction

indeksnya yang lebih besar dari 50, yaitu ditunjukkan dengan nilai indeks kondisi bisnis sebesar 49,41 dan prospek bisnis sebesar 65,38 pada triwulan IV tahun 2014 sedangkan pada triwulan IV tahun 2015 diperkirakan mencapai 52,53 untuk kondisi bisnis dan prospek bisnis sebesar 61,02.

3. Masalah Bisnis

Pada periode ini pengusaha konstruksi juga masih menganggap cukup bermasalah dalam menjalankan bisnisnya dibanding triwulan sebelumnya, yang ditunjukkan dengan Indeks Umum masalah bisnis yang nilainya sebesar 29,33 pada triwulan IV tahun 2014 dan 30,92 pada triwulan IV tahun 2015. Ada tiga masalah utama yang dihadapi oleh para pengusaha yaitu tidak stabilnya harga bahan bangunan, penurunan permintaan, dan tingkat persaingan yang tinggi. Harga bahan bangunan sangat menentukan kontrak pekerjaan. Bila harga bahan bangunan tidak stabil akan merugikan kontraktor karena rentang waktu antara kontrak dan pelaksanaan berbeda. Fluktuasi nilai indeks kondisi bisnis, prospek bisnis dan masalah bisnis ditunjukkan pada Gambar 4.

Hubungan Kondisi, Prospek dan Masalah Bisnis pada Triwulan IV tahun 2015 ini menunjukkan angka indeks yang cukup signifikan, dimana kondisi bisnis 52,53 (>50), prospek bisnis 61,02 (>50) dan diikuti masalah bisnis 30,92 (<50). Hubungan ini membuat pengusaha atau pengembang jasa konstruksi cenderung optimis di masa yang akan datang.

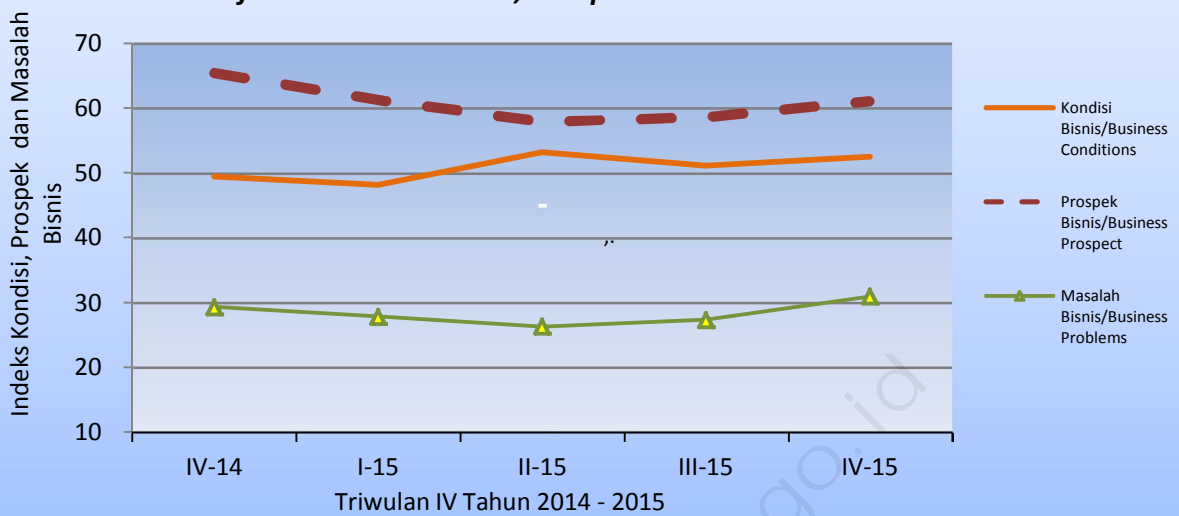
business improvement showed more optimistic tendency. It was reflected on indices of higher than 50, i.e. the indices business condition and prospect in the fourth quarter 2014 was 49.41 and 65.38 estimated business condition and business prospect was 52.53 and 61.02 in the fourth quarter 2015.

3. Problem Business

In this period, several contractors still faced business problem as seen in the value of general index of business problems, where the indicators from the fourth quarter 2014 was 29.33 and the fourth quarter 2015 was 30.92. There were three serious problems faced by contractors; they were unstable of constructor material prices, decreasing demand & tight competitions among them. As prices of construction material determine a contract value, unstable price of materials will make contractors loss because there is a time lag between a contract signed and work under taken. Figure 4 shows the fluctuation of indices of business conditions, business prospect and business problems.

Relations Conditions, Prospect and Business Problems in the fourth quarter 2015 figures are showing a significant indices, where the conditions of business 52.53 (>50), prospects of business 61.02 (>50) and followed by a business problem 30.92 (<50). This relationship makes entrepreneur or developer optimist construction services in the future.

Gambar/Figure 4
Indeks Kondisi, Prospek Bisnis dan Masalah Bisnis
Indices of Business Conditions, Prospect and Business Problems



4. Laju Pertumbuhan

Laju pertumbuhan pekerja tetap, hari orang, balas jasa dan nilai konstruksi pada triwulan IV tahun 2014 terjadi kenaikan masing-masing sebesar 0,73; 4,70; 4,86; dan 4,83 dibandingkan dengan triwulan sebelumnya. Pada triwulan IV tahun 2015 juga mengalami kenaikan masing-masing 0,33; 5,33; 5,52; dan 5,85 dibandingkan dengan triwulan sebelumnya.

4. The Growth Rate

The growth rate of permanent workers, mandays, compensations and value of constructions in the fourth quarter of 2014 increased by 0.73, 4.70, 4.86, and 4.83 respectively compared to the previous quarter. In the fourth quarter of 2015 the growth increased by 0.33, 5.33, 5.52, and 5.85 respectively compared to the previous quarter.

TABEL - TABEL
TABLES

<http://www.kips.gid>

TABEL 1 Indeks (2010=100) dan Pertumbuhan (persen) Konstruksi, Triwulan IV/2014 - IV/2015
TABLE 1 Quarterly Construction Indices (2010=100) and Growth (percent), Quarter IV/2014 - IV/2015

INDONESIA

| Uraian Description | Triwulan / Quarter | | Triwulan / Quarter | | | |
|---|--------------------|--------|--------------------|--------|--------|--|
| | 2014 | | 2015 | | | |
| | IV | I | II | III | IV | |
| (1) | (2) | (3) | (4) | (5) | (6) | |
| Pekerja Tetap / Permanent Workers | 115,24 | 112,80 | 114,13 | 116,00 | 116,38 | |
| Pertumbuhan / Growth | 0,73 | -2,12 | 1,18 | 1,64 | 0,33 | |
| Hari Orang / Mandays | 176,32 | 167,36 | 173,45 | 180,16 | 189,77 | |
| Pertumbuhan / Growth | 4,70 | -5,08 | 3,64 | 3,87 | 5,33 | |
| Balas Jasa dan Upah / Compensation and Wages | 178,31 | 172,77 | 179,78 | 187,29 | 197,62 | |
| Pertumbuhan / Growth | 4,86 | -3,11 | 4,06 | 4,17 | 5,52 | |
| Nilai Konstruksi / Value of Construction : | 184,72 | 177,85 | 185,15 | 193,06 | 204,36 | |
| Pertumbuhan / Growth | 4,83 | -3,72 | 4,11 | 4,27 | 5,85 | |
| - Nilai Konstruksi Gedung/ Value of Building Construction | 183,00 | 177,87 | 184,73 | 193,73 | 206,82 | |
| Pertumbuhan / Growth | 6,46 | -2,81 | 3,86 | 4,87 | 6,76 | |
| - Nilai Konstruksi Sipil/ Value of Civil Construction | 217,34 | 211,68 | 225,38 | 237,27 | 251,65 | |
| Pertumbuhan / Growth | 4,66 | -2,61 | 6,47 | 5,28 | 6,06 | |
| - Nilai Konstruksi Khusus Value of Especially Construction | 198,11 | 189,74 | 197,62 | 202,91 | 209,81 | |
| Pertumbuhan / Growth | 3,97 | -4,22 | 4,15 | 2,68 | 3,40 | |
| Prospek Bisnis / Business Prospect | 65,38 | 61,20 | 57,85 | 58,60 | 61,02 | |
| Kondisi Bisnis / Business Condition | 49,41 | 48,14 | 53,23 | 51,07 | 52,53 | |
| Masalah Bisnis / Business Problems | 29,33 | 27,84 | 26,28 | 27,33 | 30,92 | |

Prospek dan Kondisi Bisnis (PKB) / Prospect and Condition of Business

PKB > 50 % : Pengusaha cenderung optimis akan usahanya / Entrepreneur tend to be optimistic about their business

PKB < 50 % : Pengusaha cenderung pesimis kondisi usahanya / Entrepreneur tend to be pessimistic about their business

Indeks Masalah Bisnis (IMB) / Business Problems Index

IMB < 25 % : Sedikit Masalah / Less problematic

25 % < IMB ≤ 50 % : Cukup Bermasalah / Quite problematic

50 % < IMB ≤ 100 % : Bermasalah / Problematic

TABEL 2 Indeks (2010=100) dan Pertumbuhan (persen) Konstruksi, Triwulan IV/2014 - IV/2015
TABLE *Quarterly Construction Indices (2010=100) and Growth (percent), Quarter IV/2014 - IV/2015*

PROVINSI / PROVINCE : ACEH

| Uraian <i>Description</i> | Triwulan / Quarter 2014 | | Triwulan / Quarter 2015 | | |
|--|----------------------------|--------|----------------------------|--------|--------|
| | IV | I | II | III | IV |
| (1) | (2) | (3) | (4) | (5) | (6) |
| Pekerja Tetap / <i>Permanent Workers</i> | 117,30 | 114,44 | 116,49 | 118,93 | 118,93 |
| Pertumbuhan / <i>Growth</i> | 0,00 | -2,43 | 1,79 | 2,09 | 0,00 |
| Hari Orang / <i>Mandays</i> | 150,30 | 147,33 | 154,91 | 160,56 | 168,20 |
| Pertumbuhan / <i>Growth</i> | 1,71 | -1,98 | 5,15 | 3,65 | 4,76 |
| Balas Jasa dan Upah / <i>Compensation and Wages</i> | 155,00 | 153,65 | 162,76 | 169,45 | 178,46 |
| Pertumbuhan / <i>Growth</i> | 2,54 | -0,87 | 5,93 | 4,11 | 5,32 |
| Nilai Konstruksi / <i>Value of Construction</i> | 168,18 | 166,57 | 176,23 | 183,86 | 191,84 |
| Pertumbuhan / <i>Growth</i> | 2,87 | -0,96 | 5,80 | 4,33 | 4,34 |
| Prospek Bisnis / <i>Business Prospect</i> | 68,37 | 49,46 | 51,41 | 52,67 | 68,03 |
| Kondisi Bisnis / <i>Business Condition</i> | 60,27 | 41,01 | 46,68 | 46,67 | 60,42 |
| Masalah Bisnis / <i>Business Problems</i> | 13,44 | 23,17 | 19,99 | 20,77 | 26,21 |

Prospek dan Kondisi Bisnis (PKB) / *Prospect and Condition of Business*

PKB > 50 % : Pengusaha cenderung optimis akan usahanya / *Entrepreneur tend to be optimistic about their business*

PKB < 50 % : Pengusaha cenderung pesimis kondisi usahanya / *Entrepreneur tend to be pessimistic about their business*

Indeks Masalah Bisnis (IMB) / *Business Problems Index*

IMB < 25 % : Sedikit Masalah / *Less problematic*

25 % < IMB ≤ 50 % : Cukup Bermasalah / *Quite problematic*

50 % < IMB ≤ 100 % : Bermasalah / *Problematic*

TABEL 3 Indeks (2010=100) dan Pertumbuhan (persen) Konstruksi, Triwulan IV/2014 - IV/2015
TABLE *Quarterly Construction Indices (2010=100) and Growth (percent), Quarter IV/2014 - IV/2015*

PROVINSI / PROVINCE : SUMATERA UTARA

| Uraian <i>Description</i> | Triwulan / Quarter 2014 | | Triwulan / Quarter 2015 | | |
|--|----------------------------|--------|----------------------------|--------|--------|
| | IV | I | II | III | IV |
| (1) | (2) | (3) | (4) | (5) | (6) |
| Pekerja Tetap / <i>Permanent Workers</i> | 114,91 | 113,13 | 113,57 | 116,19 | 116,19 |
| Pertumbuhan / <i>Growth</i> | 1,43 | -1,55 | 0,39 | 2,30 | 0,00 |
| Hari Orang / <i>Mandays</i> | 185,44 | 183,06 | 191,36 | 200,78 | 212,65 |
| Pertumbuhan / <i>Growth</i> | 4,33 | -1,28 | 4,53 | 4,92 | 5,91 |
| Balas Jasa dan Upah / <i>Compensation and Wages</i> | 190,10 | 185,64 | 194,99 | 205,93 | 218,43 |
| Pertumbuhan / <i>Growth</i> | 4,54 | -2,35 | 5,03 | 5,61 | 6,07 |
| Nilai Konstruksi / <i>Value of Construction</i> | 197,63 | 193,55 | 203,66 | 212,45 | 223,83 |
| Pertumbuhan / <i>Growth</i> | 5,55 | -2,06 | 5,23 | 4,31 | 5,36 |
| Prospek Bisnis / <i>Business Prospect</i> | 68,07 | 56,92 | 62,07 | 60,16 | 61,86 |
| Kondisi Bisnis / <i>Business Condition</i> | 47,34 | 45,78 | 53,63 | 52,31 | 53,24 |
| Masalah Bisnis / <i>Business Problems</i> | 31,60 | 32,69 | 27,70 | 29,28 | 37,06 |

Prospek dan Kondisi Bisnis (PKB) / *Prospect and Condition of Business*

PKB > 50 % : Pengusaha cenderung optimis akan usahanya / *Entrepreneur tend to be optimistic about their business*

PKB < 50 % : Pengusaha cenderung pesimis kondisi usahanya / *Entrepreneur tend to be pessimistic about their business*

Indeks Masalah Bisnis (IMB) / *Business Problems Index*

IMB < 25 % : Sedikit Masalah / *Less problematic*

25 % < IMB ≤ 50 % : Cukup Bermasalah / *Quite problematic*

50 % < IMB ≤ 100 % : Bermasalah / *Problematic*

TABEL 4 Indeks (2010=100) dan Pertumbuhan (persen) Konstruksi, Triwulan IV/2014 - IV/2015
TABLE *Quarterly Construction Indices (2010=100) and Growth (percent), Quarter IV/2014 - IV/2015*

PROVINSI / PROVINCE : SUMATERA BARAT

| Uraian <i>Description</i> | Triwulan / Quarter 2014 | | Triwulan / Quarter 2015 | | |
|--|----------------------------|--------|----------------------------|--------|--------|
| | IV | I | II | III | IV |
| (1) | (2) | (3) | (4) | (5) | (6) |
| Pekerja Tetap / <i>Permanent Workers</i> | 109,77 | 108,19 | 110,24 | 112,30 | 112,52 |
| Pertumbuhan / <i>Growth</i> | 1,37 | -1,44 | 1,90 | 1,87 | 0,20 |
| Hari Orang / <i>Mandays</i> | 154,12 | 148,06 | 152,87 | 159,68 | 168,89 |
| Pertumbuhan / <i>Growth</i> | 4,32 | -3,93 | 3,25 | 4,45 | 5,77 |
| Balas Jasa dan Upah / <i>Compensation and Wages</i> | 164,35 | 160,03 | 167,67 | 176,91 | 187,12 |
| Pertumbuhan / <i>Growth</i> | 4,52 | -2,63 | 4,77 | 5,51 | 5,77 |
| Nilai Konstruksi / <i>Value of Construction</i> | 178,05 | 171,77 | 179,04 | 188,43 | 198,37 |
| Pertumbuhan / <i>Growth</i> | 5,53 | -3,53 | 4,23 | 5,25 | 5,28 |
| Prospek Bisnis / <i>Business Prospect</i> | 60,20 | 66,14 | 59,99 | 60,33 | 60,29 |
| Kondisi Bisnis / <i>Business Condition</i> | 50,00 | 50,99 | 53,72 | 51,51 | 54,25 |
| Masalah Bisnis / <i>Business Problems</i> | 22,14 | 28,20 | 27,76 | 26,76 | 26,58 |

Prospek dan Kondisi Bisnis (PKB) / *Prospect and Condition of Business*

PKB > 50 % : Pengusaha cenderung optimis akan usahanya / *Entrepreneur tend to be optimistic about their business*

PKB < 50 % : Pengusaha cenderung pesimis kondisi usahanya / *Entrepreneur tend to be pessimistic about their business*

Indeks Masalah Bisnis (IMB) / *Business Problems Index*

IMB < 25 % : Sedikit Masalah / *Less problematic*

25 % < IMB ≤ 50 % : Cukup Bermasalah / *Quite problematic*

50 % < IMB ≤ 100 % : Bermasalah / *Problematic*

TABEL 5 Indeks (2010=100) dan Pertumbuhan (persen) Konstruksi, Triwulan IV/2014 - IV/2015
TABLE *Quarterly Construction Indices (2010=100) and Growth (percent), Quarter IV/2014 - IV/2015*

PROVINSI / PROVINCE : R I A U

| Uraian <i>Description</i> | Triwulan / Quarter 2014 | | Triwulan / Quarter 2015 | | |
|--|----------------------------|--------|----------------------------|--------|--------|
| | IV | I | II | III | IV |
| (1) | (2) | (3) | (4) | (5) | (6) |
| Pekerja Tetap / <i>Permanent Workers</i> | 119,80 | 118,39 | 120,69 | 122,56 | 123,45 |
| Pertumbuhan / <i>Growth</i> | 0,00 | -1,18 | 1,95 | 1,55 | 0,73 |
| Hari Orang / <i>Mandays</i> | 195,89 | 191,07 | 199,18 | 207,69 | 220,29 |
| Pertumbuhan / <i>Growth</i> | 3,41 | -2,46 | 4,25 | 4,27 | 6,07 |
| Balas Jasa dan Upah / <i>Compensation and Wages</i> | 195,71 | 193,02 | 202,46 | 212,62 | 223,90 |
| Pertumbuhan / <i>Growth</i> | 3,79 | -1,37 | 4,89 | 5,02 | 5,30 |
| Nilai Konstruksi / <i>Value of Construction</i> | 206,83 | 204,24 | 215,30 | 226,76 | 239,52 |
| Pertumbuhan / <i>Growth</i> | 3,63 | -1,25 | 5,42 | 5,32 | 5,63 |
| Prospek Bisnis / <i>Business Prospect</i> | 52,78 | 61,60 | 57,76 | 57,16 | 79,57 |
| Kondisi Bisnis / <i>Business Condition</i> | 44,10 | 50,09 | 50,84 | 50,03 | 46,95 |
| Masalah Bisnis / <i>Business Problems</i> | 28,21 | 23,67 | 23,50 | 26,64 | 36,74 |

Prospek dan Kondisi Bisnis (PKB) / *Prospect and Condition of Business*

PKB > 50 % : Pengusaha cenderung optimis akan usahanya / *Entrepreneur tend to be optimistic about their business*

PKB < 50 % : Pengusaha cenderung pesimis kondisi usahanya / *Entrepreneur tend to be pessimistic about their business*

Indeks Masalah Bisnis (IMB) / *Business Problems Index*

IMB < 25 % : Sedikit Masalah / *Less problematic*

25 % < IMB ≤ 50 % : Cukup Bermasalah / *Quite problematic*

50 % < IMB ≤ 100 % : Bermasalah / *Problematic*

TABEL 6 Indeks (2010=100) dan Pertumbuhan (persen) Konstruksi, Triwulan IV/2014 - IV/2015
TABLE *Quarterly Construction Indices (2010=100) and Growth (percent), Quarter IV/2014 - IV/2015*

PROVINSI / PROVINCE : J A M B I

| Uraian <i>Description</i> | Triwulan / Quarter 2014 | | Triwulan / Quarter 2015 | | |
|--|----------------------------|--------|----------------------------|--------|--------|
| | IV | I | II | III | IV |
| (1) | (2) | (3) | (4) | (5) | (6) |
| Pekerja Tetap / <i>Permanent Workers</i> | 112,30 | 110,78 | 112,42 | 113,47 | 114,44 |
| Pertumbuhan / <i>Growth</i> | 0,00 | -1,35 | 1,48 | 0,94 | 0,85 |
| Hari Orang / <i>Mandays</i> | 132,92 | 130,63 | 134,81 | 139,15 | 144,96 |
| Pertumbuhan / <i>Growth</i> | 3,90 | -1,72 | 3,20 | 3,22 | 4,18 |
| Balas Jasa dan Upah / <i>Compensation and Wages</i> | 146,02 | 142,78 | 148,15 | 153,71 | 161,11 |
| Pertumbuhan / <i>Growth</i> | 4,20 | -2,22 | 3,77 | 3,75 | 4,81 |
| Nilai Konstruksi / <i>Value of Construction</i> | 148,92 | 147,19 | 152,60 | 157,09 | 164,29 |
| Pertumbuhan / <i>Growth</i> | 4,74 | -1,16 | 3,67 | 2,94 | 4,58 |
| Prospek Bisnis / <i>Business Prospect</i> | 40,95 | 62,98 | 62,85 | 58,99 | 63,14 |
| Kondisi Bisnis / <i>Business Condition</i> | 56,67 | 38,57 | 50,20 | 46,39 | 55,02 |
| Masalah Bisnis / <i>Business Problems</i> | 13,92 | 25,09 | 22,79 | 24,00 | 15,49 |

Prospek dan Kondisi Bisnis (PKB) / *Prospect and Condition of Business*

PKB > 50 % : Pengusaha cenderung optimis akan usahanya / *Entrepreneur tend to be optimistic about their business*

PKB < 50 % : Pengusaha cenderung pesimis kondisi usahanya / *Entrepreneur tend to be pessimistic about their business*

Indeks Masalah Bisnis (IMB) / *Business Problems Index*

IMB < 25 % : Sedikit Masalah / *Less problematic*

25 % < IMB ≤ 50 % : Cukup Bermasalah / *Quite problematic*

50 % < IMB ≤ 100 % : Bermasalah / *Problematic*

TABEL 7 Indeks (2010=100) dan Pertumbuhan (persen) Konstruksi, Triwulan IV/2014 - IV/2015
TABLE *Quarterly Construction Indices (2010=100) and Growth (percent), Quarter IV/2014 - IV/2015*

PROVINSI / PROVINCE : SUMATERA SELATAN

| Uraian <i>Description</i> | Triwulan / Quarter 2014 | | Triwulan / Quarter 2015 | | |
|--|----------------------------|--------|----------------------------|--------|--------|
| | IV | I | II | III | IV |
| (1) | (2) | (3) | (4) | (5) | (6) |
| Pekerja Tetap / <i>Permanent Workers</i> | 120,28 | 119,00 | 119,98 | 121,74 | 121,74 |
| Pertumbuhan / <i>Growth</i> | 1,33 | -1,06 | 0,82 | 1,47 | 0,00 |
| Hari Orang / <i>Mandays</i> | 186,71 | 179,04 | 182,12 | 191,14 | 202,34 |
| Pertumbuhan / <i>Growth</i> | 4,31 | -4,11 | 1,72 | 4,95 | 5,86 |
| Balas Jasa dan Upah / <i>Compensation and Wages</i> | 197,15 | 189,26 | 195,79 | 205,49 | 217,12 |
| Pertumbuhan / <i>Growth</i> | 4,52 | -4,00 | 3,45 | 4,95 | 5,66 |
| Nilai Konstruksi / <i>Value of Construction</i> | 202,22 | 191,11 | 198,51 | 208,86 | 220,85 |
| Pertumbuhan / <i>Growth</i> | 5,52 | -5,49 | 3,87 | 5,21 | 5,74 |
| Prospek Bisnis / <i>Business Prospect</i> | 55,87 | 64,31 | 61,54 | 59,09 | 55,80 |
| Kondisi Bisnis / <i>Business Condition</i> | 46,21 | 48,81 | 57,93 | 51,37 | 51,95 |
| Masalah Bisnis / <i>Business Problems</i> | 31,23 | 30,86 | 28,59 | 28,77 | 36,26 |

Prospek dan Kondisi Bisnis (PKB) / *Prospect and Condition of Business*

PKB > 50 % : Pengusaha cenderung optimis akan usahanya / *Entrepreneur tend to be optimistic about their business*

PKB < 50 % : Pengusaha cenderung pesimis kondisi usahanya / *Entrepreneur tend to be pessimistic about their business*

Indeks Masalah Bisnis (IMB) / *Business Problems Index*

IMB < 25 % : Sedikit Masalah / *Less problematic*

25 % < IMB ≤ 50 % : Cukup Bermasalah / *Quite problematic*

50 % < IMB ≤ 100 % : Bermasalah / *Problematic*

TABEL 8 Indeks (2010=100) dan Pertumbuhan (persen) Konstruksi, Triwulan IV/2014 - IV/2015
TABLE *Quarterly Construction Indices (2010=100) and Growth (percent), Quarter IV/2014 - IV/2015*

PROVINSI / PROVINCE : BENGKULU

| Uraian <i>Description</i> | Triwulan / Quarter 2014 | | Triwulan / Quarter 2015 | | |
|--|----------------------------|--------|----------------------------|--------|--------|
| | IV | I | II | III | IV |
| (1) | (2) | (3) | (4) | (5) | (6) |
| Pekerja Tetap / <i>Permanent Workers</i> | 108,66 | 104,41 | 104,74 | 106,49 | 106,49 |
| Pertumbuhan / <i>Growth</i> | 0,00 | -3,91 | 0,31 | 1,67 | 0,00 |
| Hari Orang / <i>Mandays</i> | 139,43 | 137,04 | 139,36 | 143,31 | 149,33 |
| Pertumbuhan / <i>Growth</i> | 2,60 | -1,71 | 1,69 | 2,83 | 4,20 |
| Balas Jasa dan Upah / <i>Compensation and Wages</i> | 142,79 | 139,33 | 141,65 | 146,17 | 152,28 |
| Pertumbuhan / <i>Growth</i> | 3,20 | -2,43 | 1,67 | 3,19 | 4,18 |
| Nilai Konstruksi / <i>Value of Construction</i> | 153,16 | 149,97 | 151,81 | 156,53 | 162,87 |
| Pertumbuhan / <i>Growth</i> | 2,97 | -2,08 | 1,22 | 3,11 | 4,05 |
| Prospek Bisnis / <i>Business Prospect</i> | 35,71 | 61,90 | 53,10 | 52,37 | 60,20 |
| Kondisi Bisnis / <i>Business Condition</i> | 23,75 | 38,07 | 32,92 | 35,20 | 56,25 |
| Masalah Bisnis / <i>Business Problems</i> | 36,36 | 27,30 | 18,72 | 22,64 | 31,93 |

Prospek dan Kondisi Bisnis (PKB) / *Prospect and Condition of Business*

PKB > 50 % : Pengusaha cenderung optimis akan usahanya / *Entrepreneur tend to be optimistic about their business*

PKB < 50 % : Pengusaha cenderung pesimis kondisi usahanya / *Entrepreneur tend to be pessimistic about their business*

Indeks Masalah Bisnis (IMB) / *Business Problems Index*

IMB < 25 % : Sedikit Masalah / *Less problematic*

25 % < IMB ≤ 50 % : Cukup Bermasalah / *Quite problematic*

50 % < IMB ≤ 100 % : Bermasalah / *Problematic*

TABEL 9 Indeks (2010=100) dan Pertumbuhan (persen) Konstruksi, Triwulan IV/2014 - IV/2015
TABLE *Quarterly Construction Indices (2010=100) and Growth (percent), Quarter IV/2014 - IV/2015*

PROVINSI / PROVINCE : LAMPUNG

| Uraian <i>Description</i> | Triwulan / Quarter 2014 | | Triwulan / Quarter 2015 | | |
|--|----------------------------|--------|----------------------------|--------|--------|
| | IV | I | II | III | IV |
| (1) | (2) | (3) | (4) | (5) | (6) |
| Pekerja Tetap / <i>Permanent Workers</i> | 110,48 | 108,40 | 109,80 | 110,64 | 111,26 |
| Pertumbuhan / <i>Growth</i> | 0,00 | -1,88 | 1,29 | 0,76 | 0,56 |
| Hari Orang / <i>Mandays</i> | 155,59 | 150,83 | 157,31 | 162,92 | 172,06 |
| Pertumbuhan / <i>Growth</i> | 3,42 | -3,06 | 4,30 | 3,56 | 5,61 |
| Balas Jasa dan Upah / <i>Compensation and Wages</i> | 160,83 | 158,03 | 165,31 | 172,18 | 181,69 |
| Pertumbuhan / <i>Growth</i> | 4,30 | -1,74 | 4,61 | 4,15 | 5,52 |
| Nilai Konstruksi / <i>Value of Construction</i> | 164,44 | 162,50 | 170,83 | 176,71 | 186,30 |
| Pertumbuhan / <i>Growth</i> | 3,87 | -1,18 | 5,13 | 3,44 | 5,43 |
| Prospek Bisnis / <i>Business Prospect</i> | 63,42 | 66,91 | 65,91 | 63,63 | 49,58 |
| Kondisi Bisnis / <i>Business Condition</i> | 53,18 | 52,29 | 52,83 | 53,60 | 46,69 |
| Masalah Bisnis / <i>Business Problems</i> | 36,89 | 33,08 | 27,64 | 30,26 | 24,18 |

Prospek dan Kondisi Bisnis (PKB) / *Prospect and Condition of Business*

PKB > 50 % : Pengusaha cenderung optimis akan usahanya / *Entrepreneur tend to be optimistic about their business*

PKB < 50 % : Pengusaha cenderung pesimis kondisi usahanya / *Entrepreneur tend to be pessimistic about their business*

Indeks Masalah Bisnis (IMB) / *Business Problems Index*

IMB < 25 % : Sedikit Masalah / *Less problematic*

25 % < IMB ≤ 50 % : Cukup Bermasalah / *Quite problematic*

50 % < IMB ≤ 100 % : Bermasalah / *Problematic*

TABEL 10 Indeks (2010=100) dan Pertumbuhan (persen) Konstruksi, Triwulan IV/2014 - IV/2015
TABLE *Quarterly Construction Indices (2010=100) and Growth (percent), Quarter IV/2014 - IV/2015*

PROVINSI / PROVINCE : BANGKA BELITUNG

| Uraian <i>Description</i> | Triwulan / Quarter 2014 | | Triwulan / Quarter 2015 | | |
|--|----------------------------|--------|----------------------------|--------|--------|
| | IV | I | II | III | IV |
| (1) | (2) | (3) | (4) | (5) | (6) |
| Pekerja Tetap / <i>Permanent Workers</i> | 103,64 | 101,70 | 102,93 | 104,03 | 104,03 |
| Pertumbuhan / <i>Growth</i> | 0,00 | -1,87 | 1,21 | 1,07 | 0,00 |
| Hari Orang / <i>Mandays</i> | 135,17 | 131,93 | 135,43 | 138,71 | 146,43 |
| Pertumbuhan / <i>Growth</i> | 3,76 | -2,39 | 2,65 | 2,42 | 5,56 |
| Balas Jasa dan Upah / <i>Compensation and Wages</i> | 138,97 | 135,93 | 139,28 | 144,29 | 152,82 |
| Pertumbuhan / <i>Growth</i> | 4,21 | -2,19 | 2,47 | 3,60 | 5,91 |
| Nilai Konstruksi / <i>Value of Construction</i> | 149,09 | 146,57 | 150,09 | 154,08 | 162,87 |
| Pertumbuhan / <i>Growth</i> | 4,10 | -1,69 | 2,40 | 2,66 | 5,70 |
| Prospek Bisnis / <i>Business Prospect</i> | 57,14 | 63,93 | 53,00 | 57,06 | 73,47 |
| Kondisi Bisnis / <i>Business Condition</i> | 50,00 | 47,47 | 45,14 | 46,83 | 41,07 |
| Masalah Bisnis / <i>Business Problems</i> | 50,00 | 20,00 | 27,91 | 22,10 | 36,73 |

Prospek dan Kondisi Bisnis (PKB) / *Prospect and Condition of Business*

PKB > 50 % : Pengusaha cenderung optimis akan usahanya / *Entrepreneur tend to be optimistic about their business*

PKB < 50 % : Pengusaha cenderung pesimis kondisi usahanya / *Entrepreneur tend to be pessimistic about their business*

Indeks Masalah Bisnis (IMB) / *Business Problems Index*

IMB < 25 % : Sedikit Masalah / *Less problematic*

25 % < IMB ≤ 50 % : Cukup Bermasalah / *Quite problematic*

50 % < IMB ≤ 100 % : Bermasalah / *Problematic*

TABEL 11 Indeks (2010=100) dan Pertumbuhan (persen) Konstruksi, Triwulan IV/2014 - IV/2015
TABLE *Quarterly Construction Indices (2010=100) and Growth (percent), Quarter IV/2014 - IV/2015*

PROVINSI / PROVINCE : KEPULAUAN R I A U

| Uraian <i>Description</i> | Triwulan / Quarter 2014 | | Triwulan / Quarter 2015 | | |
|--|----------------------------|--------|----------------------------|--------|--------|
| | IV | I | II | III | IV |
| (1) | (2) | (3) | (4) | (5) | (6) |
| Pekerja Tetap / <i>Permanent Workers</i> | 114,93 | 114,27 | 116,16 | 117,62 | 117,62 |
| Pertumbuhan / <i>Growth</i> | 1,41 | -0,57 | 1,65 | 1,26 | 0,00 |
| Hari Orang / <i>Mandays</i> | 161,41 | 157,71 | 164,29 | 169,82 | 180,22 |
| Pertumbuhan / <i>Growth</i> | 4,32 | -2,29 | 4,17 | 3,37 | 6,13 |
| Balas Jasa dan Upah / <i>Compensation and Wages</i> | 158,91 | 155,76 | 162,84 | 168,12 | 179,52 |
| Pertumbuhan / <i>Growth</i> | 4,54 | -1,98 | 4,55 | 3,24 | 6,78 |
| Nilai Konstruksi / <i>Value of Construction</i> | 172,40 | 167,28 | 175,72 | 181,27 | 193,36 |
| Pertumbuhan / <i>Growth</i> | 5,55 | -2,97 | 5,05 | 3,16 | 6,67 |
| Prospek Bisnis / <i>Business Prospect</i> | 66,67 | 64,26 | 64,66 | 62,45 | 71,43 |
| Kondisi Bisnis / <i>Business Condition</i> | 33,33 | 52,28 | 55,21 | 51,75 | 51,79 |
| Masalah Bisnis / <i>Business Problems</i> | 42,42 | 45,98 | 27,19 | 35,56 | 42,18 |

Prospek dan Kondisi Bisnis (PKB) / *Prospect and Condition of Business*

PKB > 50 % : Pengusaha cenderung optimis akan usahanya / *Entrepreneur tend to be optimistic about their business*

PKB < 50 % : Pengusaha cenderung pesimis kondisi usahanya / *Entrepreneur tend to be pessimistic about their business*

Indeks Masalah Bisnis (IMB) / *Business Problems Index*

IMB < 25 % : Sedikit Masalah / *Less problematic*

25 % < IMB ≤ 50 % : Cukup Bermasalah / *Quite problematic*

50 % < IMB ≤ 100 % : Bermasalah / *Problematic*

TABEL 12 Indeks (2010=100) dan Pertumbuhan (persen) Konstruksi, Triwulan IV/2014 - IV/2015
TABLE *Quarterly Construction Indices (2010=100) and Growth (percent), Quarter IV/2014 - IV/2015*

PROVINSI / PROVINCE : DKI JAKARTA

| Uraian <i>Description</i> | Triwulan / Quarter 2014 | | Triwulan / Quarter 2015 | | |
|--|----------------------------|--------|----------------------------|--------|--------|
| | IV | I | II | III | IV |
| (1) | (2) | (3) | (4) | (5) | (6) |
| Pekerja Tetap / <i>Permanent Workers</i> | 117,71 | 114,68 | 116,19 | 118,32 | 118,37 |
| Pertumbuhan / <i>Growth</i> | 0,52 | -2,57 | 1,32 | 1,83 | 0,04 |
| Hari Orang / <i>Mandays</i> | 186,78 | 175,25 | 181,94 | 189,10 | 199,14 |
| Pertumbuhan / <i>Growth</i> | 4,96 | -6,17 | 3,82 | 3,94 | 5,31 |
| Balas Jasa dan Upah / <i>Compensation and Wages</i> | 184,18 | 177,51 | 184,87 | 192,51 | 203,05 |
| Pertumbuhan / <i>Growth</i> | 5,09 | -3,62 | 4,15 | 4,13 | 5,48 |
| Nilai Konstruksi / <i>Value of Construction</i> | 198,09 | 189,19 | 197,03 | 205,76 | 217,82 |
| Pertumbuhan / <i>Growth</i> | 5,00 | -4,49 | 4,14 | 4,43 | 5,86 |
| Prospek Bisnis / <i>Business Prospect</i> | 67,22 | 62,53 | 60,09 | 59,83 | 56,91 |
| Kondisi Bisnis / <i>Business Condition</i> | 51,81 | 48,00 | 59,62 | 53,73 | 55,33 |
| Masalah Bisnis / <i>Business Problems</i> | 40,47 | 38,86 | 41,61 | 39,41 | 46,28 |

Prospek dan Kondisi Bisnis (PKB) / *Prospect and Condition of Business*

PKB > 50 % : Pengusaha cenderung optimis akan usahanya / *Entrepreneur tend to be optimistic about their business*

PKB < 50 % : Pengusaha cenderung pesimis kondisi usahanya / *Entrepreneur tend to be pessimistic about their business*

Indeks Masalah Bisnis (IMB) / *Business Problems Index*

IMB < 25 % : Sedikit Masalah / *Less problematic*

25 % < IMB ≤ 50 % : Cukup Bermasalah / *Quite problematic*

50 % < IMB ≤ 100 % : Bermasalah / *Problematic*

TABEL 13 Indeks (2010=100) dan Pertumbuhan (persen) Konstruksi, Triwulan IV/2014 - IV/2015
TABLE *Quarterly Construction Indices (2010=100) and Growth (percent), Quarter IV/2014 - IV/2015*

PROVINSI / PROVINCE : JAWA BARAT

| Uraian <i>Description</i> | Triwulan / Quarter 2014 | | Triwulan / Quarter 2015 | | |
|--|----------------------------|--------|----------------------------|--------|--------|
| | IV | I | II | III | IV |
| (1) | (2) | (3) | (4) | (5) | (6) |
| Pekerja Tetap / <i>Permanent Workers</i> | 116,00 | 113,02 | 113,43 | 114,94 | 114,94 |
| Pertumbuhan / <i>Growth</i> | 0,00 | -2,57 | 0,36 | 1,33 | 0,00 |
| Hari Orang / <i>Mandays</i> | 171,24 | 169,06 | 177,53 | 185,73 | 197,43 |
| Pertumbuhan / <i>Growth</i> | 4,47 | -1,27 | 5,01 | 4,62 | 6,30 |
| Balas Jasa dan Upah / <i>Compensation and Wages</i> | 175,18 | 171,18 | 178,65 | 187,78 | 199,74 |
| Pertumbuhan / <i>Growth</i> | 4,62 | -2,28 | 4,36 | 5,11 | 6,37 |
| Nilai Konstruksi / <i>Value of Construction</i> | 190,88 | 190,36 | 199,84 | 209,46 | 223,23 |
| Pertumbuhan / <i>Growth</i> | 4,54 | -0,27 | 4,98 | 4,81 | 6,58 |
| Prospek Bisnis / <i>Business Prospect</i> | 67,86 | 60,86 | 58,89 | 59,61 | 65,99 |
| Kondisi Bisnis / <i>Business Condition</i> | 54,95 | 52,64 | 51,76 | 53,37 | 63,69 |
| Masalah Bisnis / <i>Business Problems</i> | 19,89 | 30,59 | 29,00 | 28,56 | 20,18 |

Prospek dan Kondisi Bisnis (PKB) / *Prospect and Condition of Business*

PKB > 50 % : Pengusaha cenderung optimis akan usahanya / *Entrepreneur tend to be optimistic about their business*

PKB < 50 % : Pengusaha cenderung pesimis kondisi usahanya / *Entrepreneur tend to be pessimistic about their business*

Indeks Masalah Bisnis (IMB) / *Business Problems Index*

IMB < 25 % : Sedikit Masalah / *Less problematic*

25 % < IMB ≤ 50 % : Cukup Bermasalah / *Quite problematic*

50 % < IMB ≤ 100 % : Bermasalah / *Problematic*

TABEL 14 Indeks (2010=100) dan Pertumbuhan (persen) Konstruksi, Triwulan IV/2014 - IV/2015
TABLE *Quarterly Construction Indices (2010=100) and Growth (percent), Quarter IV/2014 - IV/2015*

PROVINSI / PROVINCE : JAWA TENGAH

| Uraian <i>Description</i> | Triwulan / Quarter 2014 | | Triwulan / Quarter 2015 | | |
|--|----------------------------|--------|----------------------------|--------|--------|
| | IV | I | II | III | IV |
| (1) | (2) | (3) | (4) | (5) | (6) |
| Pekerja Tetap / <i>Permanent Workers</i> | 120,42 | 119,72 | 121,67 | 123,82 | 124,18 |
| Pertumbuhan / <i>Growth</i> | 0,00 | -0,58 | 1,62 | 1,77 | 0,29 |
| Hari Orang / <i>Mandays</i> | 171,30 | 168,28 | 172,62 | 179,01 | 189,32 |
| Pertumbuhan / <i>Growth</i> | 3,82 | -1,77 | 2,58 | 3,70 | 5,76 |
| Balas Jasa dan Upah / <i>Compensation and Wages</i> | 173,78 | 171,66 | 176,35 | 184,51 | 195,09 |
| Pertumbuhan / <i>Growth</i> | 4,92 | -1,22 | 2,73 | 4,63 | 5,74 |
| Nilai Konstruksi / <i>Value of Construction</i> | 182,00 | 177,38 | 182,29 | 189,82 | 201,25 |
| Pertumbuhan / <i>Growth</i> | 4,70 | -2,54 | 2,77 | 4,13 | 6,02 |
| Prospek Bisnis / <i>Business Prospect</i> | 63,21 | 59,78 | 58,12 | 58,89 | 58,33 |
| Kondisi Bisnis / <i>Business Condition</i> | 48,75 | 48,04 | 54,21 | 51,62 | 51,34 |
| Masalah Bisnis / <i>Business Problems</i> | 30,02 | 27,64 | 28,61 | 28,16 | 25,41 |

Prospek dan Kondisi Bisnis (PKB) / *Prospect and Condition of Business*

PKB > 50 % : Pengusaha cenderung optimis akan usahanya / *Entrepreneur tend to be optimistic about their business*

PKB < 50 % : Pengusaha cenderung pesimis kondisi usahanya / *Entrepreneur tend to be pessimistic about their business*

Indeks Masalah Bisnis (IMB) / *Business Problems Index*

IMB < 25 % : Sedikit Masalah / *Less problematic*

25 % < IMB ≤ 50 % : Cukup Bermasalah / *Quite problematic*

50 % < IMB ≤ 100 % : Bermasalah / *Problematic*

TABEL 15 Indeks (2010=100) dan Pertumbuhan (persen) Konstruksi, Triwulan IV/2014 - IV/2015
TABLE *Quarterly Construction Indices (2010=100) and Growth (percent), Quarter IV/2014 - IV/2015*

PROVINSI / PROVINCE : D.I. YOGYAKARTA

| Uraian <i>Description</i> | Triwulan / Quarter 2014 | | Triwulan / Quarter 2015 | | |
|--|----------------------------|--------|----------------------------|--------|--------|
| | IV | I | II | III | IV |
| (1) | (2) | (3) | (4) | (5) | (6) |
| Pekerja Tetap / <i>Permanent Workers</i> | 114,31 | 112,27 | 112,27 | 114,12 | 114,12 |
| Pertumbuhan / <i>Growth</i> | 0,00 | -1,78 | 0,00 | 1,64 | 0,00 |
| Hari Orang / <i>Mandays</i> | 150,94 | 147,22 | 150,18 | 155,61 | 166,44 |
| Pertumbuhan / <i>Growth</i> | 3,06 | -2,47 | 2,01 | 3,62 | 6,96 |
| Balas Jasa dan Upah / <i>Compensation and Wages</i> | 152,32 | 147,22 | 149,77 | 155,56 | 165,09 |
| Pertumbuhan / <i>Growth</i> | 2,96 | -3,35 | 1,73 | 3,87 | 6,13 |
| Nilai Konstruksi / <i>Value of Construction</i> | 161,19 | 156,72 | 160,23 | 167,00 | 178,10 |
| Pertumbuhan / <i>Growth</i> | 3,40 | -2,78 | 2,24 | 4,23 | 6,65 |
| Prospek Bisnis / <i>Business Prospect</i> | 68,50 | 60,99 | 68,45 | 62,54 | 58,93 |
| Kondisi Bisnis / <i>Business Condition</i> | 63,69 | 57,50 | 66,67 | 58,99 | 59,38 |
| Masalah Bisnis / <i>Business Problems</i> | 25,00 | 33,99 | 34,72 | 30,56 | 28,85 |

Prospek dan Kondisi Bisnis (PKB) / *Prospect and Condition of Business*

PKB > 50 % : Pengusaha cenderung optimis akan usahanya / *Entrepreneur tend to be optimistic about their business*

PKB < 50 % : Pengusaha cenderung pesimis kondisi usahanya / *Entrepreneur tend to be pessimistic about their business*

Indeks Masalah Bisnis (IMB) / *Business Problems Index*

IMB < 25 % : Sedikit Masalah / *Less problematic*

25 % < IMB ≤ 50 % : Cukup Bermasalah / *Quite problematic*

50 % < IMB ≤ 100 % : Bermasalah / *Problematic*

TABEL 16 Indeks (2010=100) dan Pertumbuhan (persen) Konstruksi, Triwulan IV/2014 - IV/2015
TABLE *Quarterly Construction Indices (2010=100) and Growth (percent), Quarter IV/2014 - IV/2015*

PROVINSI / PROVINCE : JAWA TIMUR

| Uraian <i>Description</i> | Triwulan / Quarter 2014 | | Triwulan / Quarter 2015 | | |
|--|----------------------------|--------|----------------------------|--------|--------|
| | IV | I | II | III | IV |
| (1) | (2) | (3) | (4) | (5) | (6) |
| Pekerja Tetap / <i>Permanent Workers</i> | 108,85 | 106,73 | 108,45 | 109,69 | 111,46 |
| Pertumbuhan / <i>Growth</i> | 1,98 | -1,95 | 1,61 | 1,15 | 1,61 |
| Hari Orang / <i>Mandays</i> | 163,07 | 157,01 | 163,49 | 168,84 | 178,77 |
| Pertumbuhan / <i>Growth</i> | 4,25 | -3,72 | 4,13 | 3,27 | 5,88 |
| Balas Jasa dan Upah / <i>Compensation and Wages</i> | 160,49 | 156,83 | 164,87 | 171,03 | 182,32 |
| Pertumbuhan / <i>Growth</i> | 6,33 | -2,28 | 5,13 | 3,74 | 6,60 |
| Nilai Konstruksi / <i>Value of Construction</i> | 182,34 | 178,10 | 187,36 | 194,68 | 207,35 |
| Pertumbuhan / <i>Growth</i> | 5,62 | -2,33 | 5,20 | 3,91 | 6,51 |
| Prospek Bisnis / <i>Business Prospect</i> | 67,21 | 61,64 | 56,06 | 58,51 | 57,71 |
| Kondisi Bisnis / <i>Business Condition</i> | 49,80 | 50,97 | 54,69 | 52,89 | 52,88 |
| Masalah Bisnis / <i>Business Problems</i> | 34,25 | 33,42 | 31,87 | 33,01 | 39,43 |

Prospek dan Kondisi Bisnis (PKB) / *Prospect and Condition of Business*

PKB > 50 % : Pengusaha cenderung optimis akan usahanya / *Entrepreneur tend to be optimistic about their business*

PKB < 50 % : Pengusaha cenderung pesimis kondisi usahanya / *Entrepreneur tend to be pessimistic about their business*

Indeks Masalah Bisnis (IMB) / *Business Problems Index*

IMB < 25 % : Sedikit Masalah / *Less problematic*

25 % < IMB ≤ 50 % : Cukup Bermasalah / *Quite problematic*

50 % < IMB ≤ 100 % : Bermasalah / *Problematic*

TABEL 17 Indeks (2010=100) dan Pertumbuhan (persen) Konstruksi, Triwulan IV/2014 - IV/2015
TABLE *Quarterly Construction Indices (2010=100) and Growth (percent), Quarter IV/2014 - IV/2015*

PROVINSI / PROVINCE : B A N T E N

| Uraian <i>Description</i> | Triwulan / Quarter 2014 | | Triwulan / Quarter 2015 | | |
|--|----------------------------|--------|----------------------------|--------|--------|
| | IV | I | II | III | IV |
| (1) | (2) | (3) | (4) | (5) | (6) |
| Pekerja Tetap / <i>Permanent Workers</i> | 103,84 | 102,73 | 102,73 | 103,93 | 103,93 |
| Pertumbuhan / <i>Growth</i> | 0,00 | -1,07 | 0,00 | 1,17 | 0,00 |
| Hari Orang / <i>Mandays</i> | 153,47 | 149,16 | 153,11 | 158,82 | 169,75 |
| Pertumbuhan / <i>Growth</i> | 6,35 | -2,81 | 2,65 | 3,73 | 6,88 |
| Balas Jasa dan Upah / <i>Compensation and Wages</i> | 158,84 | 153,84 | 157,29 | 164,84 | 176,39 |
| Pertumbuhan / <i>Growth</i> | 5,40 | -3,15 | 2,24 | 4,80 | 7,01 |
| Nilai Konstruksi / <i>Value of Construction</i> | 171,02 | 167,01 | 171,68 | 178,77 | 190,09 |
| Pertumbuhan / <i>Growth</i> | 4,03 | -2,35 | 2,80 | 4,13 | 6,33 |
| Prospek Bisnis / <i>Business Prospect</i> | 68,75 | 58,53 | 64,54 | 61,94 | 61,11 |
| Kondisi Bisnis / <i>Business Condition</i> | 50,78 | 51,90 | 49,93 | 52,95 | 50,00 |
| Masalah Bisnis / <i>Business Problems</i> | 31,25 | 31,59 | 33,86 | 31,56 | 27,62 |

Prospek dan Kondisi Bisnis (PKB) / *Prospect and Condition of Business*

PKB > 50 % : Pengusaha cenderung optimis akan usahanya / *Entrepreneur tend to be optimistic about their business*

PKB < 50 % : Pengusaha cenderung pesimis kondisi usahanya / *Entrepreneur tend to be pessimistic about their business*

Indeks Masalah Bisnis (IMB) / *Business Problems Index*

IMB < 25 % : Sedikit Masalah / *Less problematic*

25 % < IMB ≤ 50 % : Cukup Bermasalah / *Quite problematic*

50 % < IMB ≤ 100 % : Bermasalah / *Problematic*

TABEL 18 Indeks (2010=100) dan Pertumbuhan (persen) Konstruksi, Triwulan IV/2014 - IV/2015
TABLE *Quarterly Construction Indices (2010=100) and Growth (percent), Quarter IV/2014 - IV/2015*

PROVINSI / PROVINCE : B A L I

| Uraian <i>Description</i> | Triwulan / Quarter 2014 | | Triwulan / Quarter 2015 | | |
|--|----------------------------|--------|----------------------------|--------|--------|
| | IV | I | II | III | IV |
| (1) | (2) | (3) | (4) | (5) | (6) |
| Pekerja Tetap / <i>Permanent Workers</i> | 115,91 | 114,84 | 114,84 | 116,61 | 116,92 |
| Pertumbuhan / <i>Growth</i> | 0,00 | -0,92 | 0,00 | 1,54 | 0,27 |
| Hari Orang / <i>Mandays</i> | 172,32 | 172,23 | 176,30 | 183,63 | 193,03 |
| Pertumbuhan / <i>Growth</i> | 4,45 | -0,05 | 2,37 | 4,16 | 5,12 |
| Balas Jasa dan Upah / <i>Compensation and Wages</i> | 173,03 | 171,91 | 178,77 | 185,68 | 196,94 |
| Pertumbuhan / <i>Growth</i> | 4,60 | -0,65 | 3,99 | 3,87 | 6,07 |
| Nilai Konstruksi / <i>Value of Construction</i> | 180,91 | 179,11 | 186,89 | 194,43 | 204,96 |
| Pertumbuhan / <i>Growth</i> | 5,23 | -0,99 | 4,34 | 4,03 | 5,42 |
| Prospek Bisnis / <i>Business Prospect</i> | 63,66 | 61,69 | 54,97 | 57,79 | 58,83 |
| Kondisi Bisnis / <i>Business Condition</i> | 47,83 | 46,28 | 50,90 | 48,12 | 49,01 |
| Masalah Bisnis / <i>Business Problems</i> | 33,06 | 30,98 | 30,52 | 31,53 | 26,38 |

Prospek dan Kondisi Bisnis (PKB) / *Prospect and Condition of Business*

PKB > 50 % : Pengusaha cenderung optimis akan usahanya / *Entrepreneur tend to be optimistic about their business*

PKB < 50 % : Pengusaha cenderung pesimis kondisi usahanya / *Entrepreneur tend to be pessimistic about their business*

Indeks Masalah Bisnis (IMB) / *Business Problems Index*

IMB < 25 % : Sedikit Masalah / *Less problematic*

25 % < IMB ≤ 50 % : Cukup Bermasalah / *Quite problematic*

50 % < IMB ≤ 100 % : Bermasalah / *Problematic*

TABEL 19 Indeks (2010=100) dan Pertumbuhan (persen) Konstruksi, Triwulan IV/2014 - IV/2015
TABLE *Quarterly Construction Indices (2010=100) and Growth (percent), Quarter IV/2014 - IV/2015*

PROVINSI / PROVINCE : NUSA TENGGARA BARAT

| Uraian <i>Description</i> | Triwulan / Quarter 2014 | | Triwulan / Quarter 2015 | | |
|--|----------------------------|--------|----------------------------|--------|--------|
| | IV | I | II | III | IV |
| (1) | (2) | (3) | (4) | (5) | (6) |
| Pekerja Tetap / <i>Permanent Workers</i> | 110,99 | 110,89 | 111,10 | 112,64 | 113,21 |
| Pertumbuhan / <i>Growth</i> | 0,00 | -0,09 | 0,19 | 1,38 | 0,51 |
| Hari Orang / <i>Mandays</i> | 130,60 | 128,88 | 133,22 | 138,49 | 146,30 |
| Pertumbuhan / <i>Growth</i> | 4,23 | -1,31 | 3,36 | 3,96 | 5,64 |
| Balas Jasa dan Upah / <i>Compensation and Wages</i> | 136,90 | 135,24 | 139,53 | 145,84 | 154,05 |
| Pertumbuhan / <i>Growth</i> | 3,97 | -1,21 | 3,17 | 4,53 | 5,63 |
| Nilai Konstruksi / <i>Value of Construction</i> | 142,69 | 139,81 | 144,11 | 150,86 | 159,21 |
| Pertumbuhan / <i>Growth</i> | 3,94 | -2,02 | 3,08 | 4,68 | 5,53 |
| Prospek Bisnis / <i>Business Prospect</i> | 35,71 | 50,91 | 51,92 | 48,15 | 66,84 |
| Kondisi Bisnis / <i>Business Condition</i> | 29,69 | 44,24 | 52,52 | 45,75 | 55,80 |
| Masalah Bisnis / <i>Business Problems</i> | 67,15 | 47,18 | 40,01 | 45,53 | 46,28 |

Prospek dan Kondisi Bisnis (PKB) / *Prospect and Condition of Business*

PKB > 50 % : Pengusaha cenderung optimis akan usahanya / *Entrepreneur tend to be optimistic about their business*

PKB < 50 % : Pengusaha cenderung pesimis kondisi usahanya / *Entrepreneur tend to be pessimistic about their business*

Indeks Masalah Bisnis (IMB) / *Business Problems Index*

IMB < 25 % : Sedikit Masalah / *Less problematic*

25 % < IMB ≤ 50 % : Cukup Bermasalah / *Quite problematic*

50 % < IMB ≤ 100 % : Bermasalah / *Problematic*

TABEL 20 Indeks (2010=100) dan Pertumbuhan (persen) Konstruksi, Triwulan IV/2014 - IV/2015
TABLE *Quarterly Construction Indices (2010=100) and Growth (percent), Quarter IV/2014 - IV/2015*

PROVINSI / PROVINCE : NUSA TENGGARA TIMUR

| Uraian <i>Description</i> | Triwulan / Quarter 2014 | | Triwulan / Quarter 2015 | | |
|--|----------------------------|--------|----------------------------|--------|--------|
| | IV | I | II | III | IV |
| (1) | (2) | (3) | (4) | (5) | (6) |
| Pekerja Tetap / <i>Permanent Workers</i> | 115,08 | 111,51 | 112,83 | 113,93 | 114,37 |
| Pertumbuhan / <i>Growth</i> | 2,44 | -3,10 | 1,19 | 0,97 | 0,39 |
| Hari Orang / <i>Mandays</i> | 142,97 | 138,57 | 143,54 | 146,41 | 154,28 |
| Pertumbuhan / <i>Growth</i> | 2,62 | -3,08 | 3,59 | 2,00 | 5,38 |
| Balas Jasa dan Upah / <i>Compensation and Wages</i> | 146,50 | 142,63 | 149,46 | 153,71 | 162,70 |
| Pertumbuhan / <i>Growth</i> | 3,92 | -2,64 | 4,79 | 2,84 | 5,85 |
| Nilai Konstruksi / <i>Value of Construction</i> | 151,40 | 148,33 | 154,86 | 158,64 | 167,33 |
| Pertumbuhan / <i>Growth</i> | 2,20 | -2,03 | 4,40 | 2,44 | 5,48 |
| Prospek Bisnis / <i>Business Prospect</i> | 52,38 | 59,92 | 55,40 | 56,42 | 51,47 |
| Kondisi Bisnis / <i>Business Condition</i> | 33,85 | 44,49 | 55,46 | 46,70 | 44,65 |
| Masalah Bisnis / <i>Business Problems</i> | 23,73 | 21,72 | 23,38 | 23,17 | 25,38 |

Prospek dan Kondisi Bisnis (PKB) / *Prospect and Condition of Business*

PKB > 50 % : Pengusaha cenderung optimis akan usahanya / *Entrepreneur tend to be optimistic about their business*

PKB < 50 % : Pengusaha cenderung pesimis kondisi usahanya / *Entrepreneur tend to be pessimistic about their business*

Indeks Masalah Bisnis (IMB) / *Business Problems Index*

IMB < 25 % : Sedikit Masalah / *Less problematic*

25 % < IMB ≤ 50 % : Cukup Bermasalah / *Quite problematic*

50 % < IMB ≤ 100 % : Bermasalah / *Problematic*

TABEL 21 Indeks (2010=100) dan Pertumbuhan (persen) Konstruksi, Triwulan IV/2014 - IV/2015
TABLE *Quarterly Construction Indices (2010=100) and Growth (percent), Quarter IV/2014 - IV/2015*

PROVINSI / PROVINCE : KALIMANTAN BARAT

| Uraian <i>Description</i> | Triwulan / Quarter 2014 | | Triwulan / Quarter 2015 | | |
|--|----------------------------|--------|----------------------------|--------|--------|
| | IV | I | II | III | IV |
| (1) | (2) | (3) | (4) | (5) | (6) |
| Pekerja Tetap / <i>Permanent Workers</i> | 114,95 | 114,56 | 115,99 | 117,04 | 118,69 |
| Pertumbuhan / <i>Growth</i> | 1,56 | -0,34 | 1,25 | 0,91 | 1,41 |
| Hari Orang / <i>Mandays</i> | 144,25 | 142,25 | 147,85 | 150,90 | 158,71 |
| Pertumbuhan / <i>Growth</i> | 4,49 | -1,39 | 3,94 | 2,06 | 5,17 |
| Balas Jasa dan Upah / <i>Compensation and Wages</i> | 155,50 | 153,94 | 157,73 | 163,01 | 172,02 |
| Pertumbuhan / <i>Growth</i> | 5,55 | -1,00 | 2,46 | 3,35 | 5,53 |
| Nilai Konstruksi / <i>Value of Construction</i> | 169,21 | 167,56 | 172,91 | 178,27 | 187,51 |
| Pertumbuhan / <i>Growth</i> | 4,35 | -0,97 | 3,19 | 3,10 | 5,18 |
| Prospek Bisnis / <i>Business Prospect</i> | 57,86 | 60,44 | 56,80 | 56,54 | 59,09 |
| Kondisi Bisnis / <i>Business Condition</i> | 48,75 | 48,22 | 48,81 | 48,27 | 47,44 |
| Masalah Bisnis / <i>Business Problems</i> | 28,61 | 40,41 | 36,11 | 37,85 | 34,26 |

Prospek dan Kondisi Bisnis (PKB) / *Prospect and Condition of Business*

PKB > 50 % : Pengusaha cenderung optimis akan usahanya / *Entrepreneur tend to be optimistic about their business*

PKB < 50 % : Pengusaha cenderung pesimis kondisi usahanya / *Entrepreneur tend to be pessimistic about their business*

Indeks Masalah Bisnis (IMB) / *Business Problems Index*

IMB < 25 % : Sedikit Masalah / *Less problematic*

25 % < IMB ≤ 50 % : Cukup Bermasalah / *Quite problematic*

50 % < IMB ≤ 100 % : Bermasalah / *Problematic*

TABEL 22 Indeks (2010=100) dan Pertumbuhan (persen) Konstruksi, Triwulan IV/2014 - IV/2015
TABLE *Quarterly Construction Indices (2010=100) and Growth (percent), Quarter IV/2014 - IV/2015*

PROVINSI / PROVINCE : KALIMANTAN TENGAH

| Uraian <i>Description</i> | Triwulan / Quarter 2014 | | Triwulan / Quarter 2015 | | |
|--|----------------------------|--------|----------------------------|--------|--------|
| | IV | I | II | III | IV |
| (1) | (2) | (3) | (4) | (5) | (6) |
| Pekerja Tetap / <i>Permanent Workers</i> | 111,57 | 111,57 | 109,71 | 111,32 | 111,32 |
| Pertumbuhan / <i>Growth</i> | 0,00 | 0,00 | -1,67 | 1,47 | 0,00 |
| Hari Orang / <i>Mandays</i> | 145,93 | 145,93 | 146,69 | 151,56 | 159,44 |
| Pertumbuhan / <i>Growth</i> | 3,59 | 0,00 | 0,52 | 3,32 | 5,20 |
| Balas Jasa dan Upah / <i>Compensation and Wages</i> | 153,11 | 153,11 | 154,84 | 160,93 | 169,25 |
| Pertumbuhan / <i>Growth</i> | 3,50 | 0,00 | 1,13 | 3,93 | 5,17 |
| Nilai Konstruksi / <i>Value of Construction</i> | 170,41 | 170,41 | 173,70 | 180,21 | 190,20 |
| Pertumbuhan / <i>Growth</i> | 3,59 | 0,00 | 1,93 | 3,75 | 5,54 |
| Prospek Bisnis / <i>Business Prospect</i> | 65,14 | 65,23 | 56,28 | 61,01 | 69,05 |
| Kondisi Bisnis / <i>Business Condition</i> | 55,25 | 52,58 | 52,54 | 52,92 | 52,08 |
| Masalah Bisnis / <i>Business Problems</i> | 37,06 | 26,88 | 28,27 | 25,54 | 42,00 |

Prospek dan Kondisi Bisnis (PKB) / *Prospect and Condition of Business*

PKB > 50 % : Pengusaha cenderung optimis akan usahanya / *Entrepreneur tend to be optimistic about their business*

PKB < 50 % : Pengusaha cenderung pesimis kondisi usahanya / *Entrepreneur tend to be pessimistic about their business*

Indeks Masalah Bisnis (IMB) / *Business Problems Index*

IMB < 25 % : Sedikit Masalah / *Less problematic*

25 % < IMB ≤ 50 % : Cukup Bermasalah / *Quite problematic*

50 % < IMB ≤ 100 % : Bermasalah / *Problematic*

TABEL 23 Indeks (2010=100) dan Pertumbuhan (persen) Konstruksi, Triwulan IV/2014 - IV/2015
TABLE *Quarterly Construction Indices (2010=100) and Growth (percent), Quarter IV/2014 - IV/2015*

PROVINSI / PROVINCE : KALIMANTAN SELATAN

| Uraian <i>Description</i> | Triwulan / Quarter 2014 | | Triwulan / Quarter 2015 | | |
|--|----------------------------|--------|----------------------------|--------|--------|
| | IV | I | II | III | IV |
| (1) | (2) | (3) | (4) | (5) | (6) |
| Pekerja Tetap / <i>Permanent Workers</i> | 111,28 | 110,30 | 112,23 | 113,28 | 113,28 |
| Pertumbuhan / <i>Growth</i> | 0,00 | -0,88 | 1,74 | 0,94 | 0,00 |
| Hari Orang / <i>Mandays</i> | 171,28 | 166,44 | 173,29 | 180,08 | 189,56 |
| Pertumbuhan / <i>Growth</i> | 2,34 | -2,83 | 4,12 | 3,92 | 5,26 |
| Balas Jasa dan Upah / <i>Compensation and Wages</i> | 167,85 | 162,91 | 170,27 | 177,76 | 188,86 |
| Pertumbuhan / <i>Growth</i> | 2,15 | -2,94 | 4,51 | 4,40 | 6,25 |
| Nilai Konstruksi / <i>Value of Construction</i> | 179,37 | 174,93 | 184,19 | 192,91 | 204,73 |
| Pertumbuhan / <i>Growth</i> | 2,19 | -2,48 | 5,30 | 4,73 | 6,13 |
| Prospek Bisnis / <i>Business Prospect</i> | 55,96 | 59,79 | 53,65 | 57,40 | 54,89 |
| Kondisi Bisnis / <i>Business Condition</i> | 54,51 | 50,65 | 46,55 | 51,11 | 50,33 |
| Masalah Bisnis / <i>Business Problems</i> | 33,92 | 24,81 | 26,09 | 25,86 | 11,34 |

Prospek dan Kondisi Bisnis (PKB) / *Prospect and Condition of Business*

PKB > 50 % : Pengusaha cenderung optimis akan usahanya / *Entrepreneur tend to be optimistic about their business*

PKB < 50 % : Pengusaha cenderung pesimis kondisi usahanya / *Entrepreneur tend to be pessimistic about their business*

Indeks Masalah Bisnis (IMB) / *Business Problems Index*

IMB < 25 % : Sedikit Masalah / *Less problematic*

25 % < IMB ≤ 50 % : Cukup Bermasalah / *Quite problematic*

50 % < IMB ≤ 100 % : Bermasalah / *Problematic*

TABEL 24 Indeks (2010=100) dan Pertumbuhan (persen) Konstruksi, Triwulan IV/2014 - IV/2015
TABLE *Quarterly Construction Indices (2010=100) and Growth (percent), Quarter IV/2014 - IV/2015*

PROVINSI / PROVINCE : KALIMANTAN TIMUR

| Uraian <i>Description</i> | Triwulan / Quarter 2014 | | Triwulan / Quarter 2015 | | |
|--|----------------------------|--------|----------------------------|--------|--------|
| | IV | I | II | III | IV |
| (1) | (2) | (3) | (4) | (5) | (6) |
| Pekerja Tetap / <i>Permanent Workers</i> | 129,18 | 130,01 | 133,18 | 135,81 | 135,81 |
| Pertumbuhan / <i>Growth</i> | 0,00 | 0,64 | 2,44 | 1,97 | 0,00 |
| Hari Orang / <i>Mandays</i> | 189,81 | 191,65 | 195,81 | 203,22 | 215,21 |
| Pertumbuhan / <i>Growth</i> | 4,56 | 0,97 | 2,17 | 3,79 | 5,90 |
| Balas Jasa dan Upah / <i>Compensation and Wages</i> | 191,99 | 193,94 | 200,28 | 209,15 | 221,83 |
| Pertumbuhan / <i>Growth</i> | 4,07 | 1,01 | 3,27 | 4,43 | 6,06 |
| Nilai Konstruksi / <i>Value of Construction</i> | 210,45 | 213,50 | 221,44 | 230,31 | 244,57 |
| Pertumbuhan / <i>Growth</i> | 5,11 | 1,45 | 3,72 | 4,01 | 6,19 |
| Prospek Bisnis / <i>Business Prospect</i> | 73,21 | 61,44 | 49,05 | 54,80 | 69,59 |
| Kondisi Bisnis / <i>Business Condition</i> | 52,60 | 49,61 | 44,46 | 47,07 | 54,03 |
| Masalah Bisnis / <i>Business Problems</i> | 32,17 | 26,40 | 27,18 | 26,42 | 30,11 |

Prospek dan Kondisi Bisnis (PKB) / *Prospect and Condition of Business*

PKB > 50 % : Pengusaha cenderung optimis akan usahanya / *Entrepreneur tend to be optimistic about their business*

PKB < 50 % : Pengusaha cenderung pesimis kondisi usahanya / *Entrepreneur tend to be pessimistic about their business*

Indeks Masalah Bisnis (IMB) / *Business Problems Index*

IMB < 25 % : Sedikit Masalah / *Less problematic*

25 % < IMB ≤ 50 % : Cukup Bermasalah / *Quite problematic*

50 % < IMB ≤ 100 % : Bermasalah / *Problematic*

TABEL 25 Indeks (2010=100) dan Pertumbuhan (persen) Konstruksi, Triwulan IV/2014 - IV/2015
TABLE *Quarterly Construction Indices (2010=100) and Growth (percent), Quarter IV/2014 - IV/2015*

PROVINSI / PROVINCE : SULAWESI UTARA

| Uraian <i>Description</i> | Triwulan / Quarter 2014 | | Triwulan / Quarter 2015 | | |
|--|----------------------------|--------|----------------------------|--------|--------|
| | IV | I | II | III | IV |
| (1) | (2) | (3) | (4) | (5) | (6) |
| Pekerja Tetap / <i>Permanent Workers</i> | 105,30 | 101,41 | 102,07 | 102,70 | 103,10 |
| Pertumbuhan / <i>Growth</i> | 0,00 | -3,70 | 0,65 | 0,62 | 0,39 |
| Hari Orang / <i>Mandays</i> | 138,43 | 135,71 | 138,16 | 140,39 | 148,21 |
| Pertumbuhan / <i>Growth</i> | 3,29 | -1,97 | 1,81 | 1,62 | 5,57 |
| Balas Jasa dan Upah / <i>Compensation and Wages</i> | 144,17 | 140,70 | 142,93 | 145,68 | 153,61 |
| Pertumbuhan / <i>Growth</i> | 4,17 | -2,41 | 1,58 | 1,92 | 5,44 |
| Nilai Konstruksi / <i>Value of Construction</i> | 159,96 | 156,80 | 157,94 | 160,37 | 168,66 |
| Pertumbuhan / <i>Growth</i> | 3,61 | -1,98 | 0,73 | 1,54 | 5,17 |
| Prospek Bisnis / <i>Business Prospect</i> | 41,39 | 30,24 | 42,58 | 39,92 | 46,96 |
| Kondisi Bisnis / <i>Business Condition</i> | 37,82 | 26,13 | 38,53 | 36,48 | 46,90 |
| Masalah Bisnis / <i>Business Problems</i> | 24,04 | 26,56 | 13,22 | 22,84 | 27,40 |

Prospek dan Kondisi Bisnis (PKB) / *Prospect and Condition of Business*

PKB > 50 % : Pengusaha cenderung optimis akan usahanya / *Entrepreneur tend to be optimistic about their business*

PKB < 50 % : Pengusaha cenderung pesimis kondisi usahanya / *Entrepreneur tend to be pessimistic about their business*

Indeks Masalah Bisnis (IMB) / *Business Problems Index*

IMB < 25 % : Sedikit Masalah / *Less problematic*

25 % < IMB ≤ 50 % : Cukup Bermasalah / *Quite problematic*

50 % < IMB ≤ 100 % : Bermasalah / *Problematic*

TABEL 26 Indeks (2010=100) dan Pertumbuhan (persen) Konstruksi, Triwulan IV/2014 - IV/2015
TABLE *Quarterly Construction Indices (2010=100) and Growth (percent), Quarter IV/2014 - IV/2015*

PROVINSI / PROVINCE : SULAWESI TENGAH

| Uraian <i>Description</i> | Triwulan / Quarter 2014 | | Triwulan / Quarter 2015 | | |
|--|----------------------------|--------|----------------------------|--------|--------|
| | IV | I | II | III | IV |
| (1) | (2) | (3) | (4) | (5) | (6) |
| Pekerja Tetap / <i>Permanent Workers</i> | 107,46 | 106,24 | 107,98 | 108,86 | 108,86 |
| Pertumbuhan / <i>Growth</i> | 0,00 | -1,14 | 1,64 | 0,82 | 0,00 |
| Hari Orang / <i>Mandays</i> | 145,71 | 142,14 | 147,56 | 151,35 | 159,65 |
| Pertumbuhan / <i>Growth</i> | 5,25 | -2,45 | 3,81 | 2,57 | 5,48 |
| Balas Jasa dan Upah / <i>Compensation and Wages</i> | 171,95 | 168,84 | 176,01 | 181,01 | 191,05 |
| Pertumbuhan / <i>Growth</i> | 5,17 | -1,81 | 4,24 | 2,84 | 5,55 |
| Nilai Konstruksi / <i>Value of Construction</i> | 183,05 | 182,08 | 190,80 | 195,75 | 206,68 |
| Pertumbuhan / <i>Growth</i> | 4,82 | -0,53 | 4,79 | 2,59 | 5,58 |
| Prospek Bisnis / <i>Business Prospect</i> | 55,81 | 66,07 | 56,19 | 59,40 | 57,94 |
| Kondisi Bisnis / <i>Business Condition</i> | 49,47 | 41,80 | 45,94 | 47,28 | 48,61 |
| Masalah Bisnis / <i>Business Problems</i> | 48,56 | 16,80 | 25,47 | 23,97 | 33,65 |

Prospek dan Kondisi Bisnis (PKB) / *Prospect and Condition of Business*

PKB > 50 % : Pengusaha cenderung optimis akan usahanya / *Entrepreneur tend to be optimistic about their business*

PKB < 50 % : Pengusaha cenderung pesimis kondisi usahanya / *Entrepreneur tend to be pessimistic about their business*

Indeks Masalah Bisnis (IMB) / *Business Problems Index*

IMB < 25 % : Sedikit Masalah / *Less problematic*

25 % < IMB ≤ 50 % : Cukup Bermasalah / *Quite problematic*

50 % < IMB ≤ 100 % : Bermasalah / *Problematic*

TABEL 27 Indeks (2010=100) dan Pertumbuhan (persen) Konstruksi, Triwulan IV/2014 - IV/2015
TABLE *Quarterly Construction Indices (2010=100) and Growth (percent), Quarter IV/2014 - IV/2015*

PROVINSI / PROVINCE : SULAWESI SELATAN

| Uraian <i>Description</i> | Triwulan / Quarter 2014 | | Triwulan / Quarter 2015 | | |
|--|----------------------------|--------|----------------------------|--------|--------|
| | IV | I | II | III | IV |
| (1) | (2) | (3) | (4) | (5) | (6) |
| Pekerja Tetap / <i>Permanent Workers</i> | 119,06 | 117,02 | 119,20 | 120,32 | 120,32 |
| Pertumbuhan / <i>Growth</i> | 0,00 | -1,71 | 1,86 | 0,94 | 0,00 |
| Hari Orang / <i>Mandays</i> | 172,52 | 171,60 | 180,19 | 187,04 | 198,66 |
| Pertumbuhan / <i>Growth</i> | 4,67 | -0,53 | 5,01 | 3,80 | 6,21 |
| Balas Jasa dan Upah / <i>Compensation and Wages</i> | 183,67 | 182,31 | 190,88 | 201,16 | 213,47 |
| Pertumbuhan / <i>Growth</i> | 4,29 | -0,74 | 4,70 | 5,39 | 6,12 |
| Nilai Konstruksi / <i>Value of Construction</i> | 200,61 | 199,48 | 210,68 | 220,62 | 233,86 |
| Pertumbuhan / <i>Growth</i> | 5,06 | -0,56 | 5,61 | 4,72 | 6,00 |
| Prospek Bisnis / <i>Business Prospect</i> | 54,85 | 62,39 | 56,90 | 56,92 | 55,85 |
| Kondisi Bisnis / <i>Business Condition</i> | 46,98 | 45,76 | 49,46 | 48,77 | 46,64 |
| Masalah Bisnis / <i>Business Problems</i> | 20,83 | 20,59 | 25,12 | 20,83 | 17,68 |

Prospek dan Kondisi Bisnis (PKB) / *Prospect and Condition of Business*

PKB > 50 % : Pengusaha cenderung optimis akan usahanya / *Entrepreneur tend to be optimistic about their business*

PKB < 50 % : Pengusaha cenderung pesimis kondisi usahanya / *Entrepreneur tend to be pessimistic about their business*

Indeks Masalah Bisnis (IMB) / *Business Problems Index*

IMB < 25 % : Sedikit Masalah / *Less problematic*

25 % < IMB ≤ 50 % : Cukup Bermasalah / *Quite problematic*

50 % < IMB ≤ 100 % : Bermasalah / *Problematic*

TABEL 28 Indeks (2010=100) dan Pertumbuhan (persen) Konstruksi, Triwulan IV/2014 - IV/2015
TABLE *Quarterly Construction Indices (2010=100) and Growth (percent), Quarter IV/2014 - IV/2015*

PROVINSI / PROVINCE : SULAWESI TENGGARA

| Uraian <i>Description</i> | Triwulan / Quarter 2014 | | Triwulan / Quarter 2015 | | |
|--|----------------------------|--------|----------------------------|--------|--------|
| | IV | I | II | III | IV |
| (1) | (2) | (3) | (4) | (5) | (6) |
| Pekerja Tetap / <i>Permanent Workers</i> | 110,98 | 110,33 | 111,79 | 112,85 | 112,85 |
| Pertumbuhan / <i>Growth</i> | 0,00 | -0,59 | 1,33 | 0,95 | 0,00 |
| Hari Orang / <i>Mandays</i> | 137,69 | 134,10 | 137,46 | 141,77 | 149,97 |
| Pertumbuhan / <i>Growth</i> | 2,65 | -2,60 | 2,50 | 3,14 | 5,78 |
| Balas Jasa dan Upah / <i>Compensation and Wages</i> | 138,88 | 137,39 | 141,89 | 147,23 | 156,18 |
| Pertumbuhan / <i>Growth</i> | 2,53 | -1,07 | 3,28 | 3,76 | 6,08 |
| Nilai Konstruksi / <i>Value of Construction</i> | 153,67 | 150,52 | 155,52 | 159,87 | 169,84 |
| Pertumbuhan / <i>Growth</i> | 2,14 | -2,05 | 3,32 | 2,79 | 6,24 |
| Prospek Bisnis / <i>Business Prospect</i> | 71,12 | 62,44 | 53,15 | 57,71 | 72,27 |
| Kondisi Bisnis / <i>Business Condition</i> | 57,34 | 42,82 | 47,97 | 47,80 | 54,78 |
| Masalah Bisnis / <i>Business Problems</i> | 28,47 | 24,39 | 23,34 | 22,73 | 32,17 |

Prospek dan Kondisi Bisnis (PKB) / *Prospect and Condition of Business*

PKB > 50 % : Pengusaha cenderung optimis akan usahanya / *Entrepreneur tend to be optimistic about their business*

PKB < 50 % : Pengusaha cenderung pesimis kondisi usahanya / *Entrepreneur tend to be pessimistic about their business*

Indeks Masalah Bisnis (IMB) / *Business Problems Index*

IMB < 25 % : Sedikit Masalah / *Less problematic*

25 % < IMB ≤ 50 % : Cukup Bermasalah / *Quite problematic*

50 % < IMB ≤ 100 % : Bermasalah / *Problematic*

TABEL 29 Indeks (2010=100) dan Pertumbuhan (persen) Konstruksi, Triwulan IV/2014 - IV/2015
TABLE *Quarterly Construction Indices (2010=100) and Growth (percent), Quarter IV/2014 - IV/2015*

PROVINSI / PROVINCE : GORONTALO

| Uraian <i>Description</i> | Triwulan / Quarter 2014 | | Triwulan / Quarter 2015 | | |
|--|----------------------------|--------|----------------------------|--------|--------|
| | IV | I | II | III | IV |
| (1) | (2) | (3) | (4) | (5) | (6) |
| Pekerja Tetap / <i>Permanent Workers</i> | 117,71 | 117,65 | 118,74 | 119,57 | 119,57 |
| Pertumbuhan / <i>Growth</i> | 0,00 | -0,05 | 0,93 | 0,70 | 0,00 |
| Hari Orang / <i>Mandays</i> | 150,58 | 150,34 | 152,41 | 156,75 | 165,17 |
| Pertumbuhan / <i>Growth</i> | 3,49 | -0,16 | 1,37 | 2,85 | 5,37 |
| Balas Jasa dan Upah / <i>Compensation and Wages</i> | 154,57 | 152,38 | 155,86 | 161,27 | 170,69 |
| Pertumbuhan / <i>Growth</i> | 4,02 | -1,41 | 2,28 | 3,47 | 5,84 |
| Nilai Konstruksi / <i>Value of Construction</i> | 158,93 | 157,52 | 158,93 | 162,48 | 171,23 |
| Pertumbuhan / <i>Growth</i> | 3,18 | -0,88 | 0,89 | 2,23 | 5,38 |
| Prospek Bisnis / <i>Business Prospect</i> | 57,73 | 52,46 | 53,11 | 53,57 | 53,57 |
| Kondisi Bisnis / <i>Business Condition</i> | 56,33 | 45,80 | 52,58 | 50,94 | 40,63 |
| Masalah Bisnis / <i>Business Problems</i> | 29,17 | 18,71 | 18,16 | 19,61 | 37,12 |

Prospek dan Kondisi Bisnis (PKB) / *Prospect and Condition of Business*

PKB > 50 % : Pengusaha cenderung optimis akan usahanya / *Entrepreneur tend to be optimistic about their business*

PKB < 50 % : Pengusaha cenderung pesimis kondisi usahanya / *Entrepreneur tend to be pessimistic about their business*

Indeks Masalah Bisnis (IMB) / *Business Problems Index*

IMB < 25 % : Sedikit Masalah / *Less problematic*

25 % < IMB ≤ 50 % : Cukup Bermasalah / *Quite problematic*

50 % < IMB ≤ 100 % : Bermasalah / *Problematic*

TABEL 30 Indeks (2010=100) dan Pertumbuhan (persen) Konstruksi, Triwulan IV/2014 - IV/2015
TABLE *Quarterly Construction Indices (2010=100) and Growth (percent), Quarter IV/2014 - IV/2015*

PROVINSI / PROVINCE : SULAWESI BARAT

| Uraian <i>Description</i> | Triwulan / Quarter 2014 | | Triwulan / Quarter 2015 | | |
|--|----------------------------|--------|----------------------------|--------|--------|
| | IV | I | II | III | IV |
| (1) | (2) | (3) | (4) | (5) | (6) |
| Pekerja Tetap / <i>Permanent Workers</i> | 109,38 | 107,00 | 108,42 | 109,30 | 109,30 |
| Pertumbuhan / <i>Growth</i> | 0,00 | -2,18 | 1,33 | 0,82 | 0,00 |
| Hari Orang / <i>Mandays</i> | 125,67 | 122,29 | 125,95 | 127,64 | 135,09 |
| Pertumbuhan / <i>Growth</i> | 3,30 | -2,69 | 2,99 | 1,35 | 5,84 |
| Balas Jasa dan Upah / <i>Compensation and Wages</i> | 141,06 | 140,47 | 144,88 | 147,03 | 155,19 |
| Pertumbuhan / <i>Growth</i> | 3,64 | -0,42 | 3,14 | 1,48 | 5,55 |
| Nilai Konstruksi / <i>Value of Construction</i> | 149,59 | 147,88 | 153,78 | 157,41 | 166,05 |
| Pertumbuhan / <i>Growth</i> | 3,11 | -1,15 | 3,99 | 2,36 | 5,49 |
| Prospek Bisnis / <i>Business Prospect</i> | 35,71 | 58,59 | 49,70 | 50,93 | 69,64 |
| Kondisi Bisnis / <i>Business Condition</i> | 31,25 | 48,84 | 45,31 | 46,61 | 60,94 |
| Masalah Bisnis / <i>Business Problems</i> | 41,67 | 27,83 | 40,92 | 34,31 | 35,50 |

Prospek dan Kondisi Bisnis (PKB) / *Prospect and Condition of Business*

PKB > 50 % : Pengusaha cenderung optimis akan usahanya / *Entrepreneur tend to be optimistic about their business*

PKB < 50 % : Pengusaha cenderung pesimis kondisi usahanya / *Entrepreneur tend to be pessimistic about their business*

Indeks Masalah Bisnis (IMB) / *Business Problems Index*

IMB < 25 % : Sedikit Masalah / *Less problematic*

25 % < IMB ≤ 50 % : Cukup Bermasalah / *Quite problematic*

50 % < IMB ≤ 100 % : Bermasalah / *Problematic*

TABEL 31 Indeks (2010=100) dan Pertumbuhan (persen) Konstruksi, Triwulan IV/2014 - IV/2015
TABLE *Quarterly Construction Indices (2010=100) and Growth (percent), Quarter IV/2014 - IV/2015*

PROVINSI / PROVINCE : MALUKU

| Uraian <i>Description</i> | Triwulan / Quarter 2014 | | Triwulan / Quarter 2015 | | |
|--|----------------------------|--------|----------------------------|--------|--------|
| | IV | I | II | III | IV |
| (1) | (2) | (3) | (4) | (5) | (6) |
| Pekerja Tetap / <i>Permanent Workers</i> | 110,12 | 106,62 | 106,62 | 107,46 | 107,46 |
| Pertumbuhan / <i>Growth</i> | 0,00 | -3,18 | 0,00 | 0,79 | 0,00 |
| Hari Orang / <i>Mandays</i> | 149,64 | 148,28 | 150,29 | 154,69 | 164,58 |
| Pertumbuhan / <i>Growth</i> | 2,82 | -0,91 | 1,35 | 2,93 | 6,39 |
| Balas Jasa dan Upah / <i>Compensation and Wages</i> | 153,16 | 152,83 | 158,28 | 164,31 | 174,44 |
| Pertumbuhan / <i>Growth</i> | 2,81 | -0,22 | 3,56 | 3,81 | 6,17 |
| Nilai Konstruksi / <i>Value of Construction</i> | 162,15 | 158,59 | 163,08 | 167,81 | 177,96 |
| Pertumbuhan / <i>Growth</i> | 2,17 | -2,19 | 2,83 | 2,90 | 6,05 |
| Prospek Bisnis / <i>Business Prospect</i> | 57,09 | 55,67 | 52,21 | 53,56 | 61,97 |
| Kondisi Bisnis / <i>Business Condition</i> | 48,64 | 47,08 | 51,85 | 48,44 | 45,04 |
| Masalah Bisnis / <i>Business Problems</i> | 23,33 | 18,69 | 23,67 | 21,49 | 28,03 |

Prospek dan Kondisi Bisnis (PKB) / *Prospect and Condition of Business*

PKB > 50 % : Pengusaha cenderung optimis akan usahanya / *Entrepreneur tend to be optimistic about their business*

PKB < 50 % : Pengusaha cenderung pesimis kondisi usahanya / *Entrepreneur tend to be pessimistic about their business*

Indeks Masalah Bisnis (IMB) / *Business Problems Index*

IMB < 25 % : Sedikit Masalah / *Less problematic*

25 % < IMB ≤ 50 % : Cukup Bermasalah / *Quite problematic*

50 % < IMB ≤ 100 % : Bermasalah / *Problematic*

TABEL 32 Indeks (2010=100) dan Pertumbuhan (persen) Konstruksi, Triwulan IV/2014 - IV/2015
TABLE *Quarterly Construction Indices (2010=100) and Growth (percent), Quarter IV/2014 - IV/2015*

PROVINSI / PROVINCE : MALUKU UTARA

| Uraian <i>Description</i> | Triwulan / Quarter 2014 | | Triwulan / Quarter 2015 | | |
|--|----------------------------|--------|----------------------------|--------|--------|
| | IV | I | II | III | IV |
| (1) | (2) | (3) | (4) | (5) | (6) |
| Pekerja Tetap / <i>Permanent Workers</i> | 112,70 | 111,02 | 112,96 | 114,60 | 115,32 |
| Pertumbuhan / <i>Growth</i> | 0,00 | -1,49 | 1,75 | 1,45 | 0,63 |
| Hari Orang / <i>Mandays</i> | 131,40 | 128,22 | 132,75 | 135,69 | 143,14 |
| Pertumbuhan / <i>Growth</i> | 2,94 | -2,42 | 3,54 | 2,21 | 5,49 |
| Balas Jasa dan Upah / <i>Compensation and Wages</i> | 138,99 | 135,06 | 140,55 | 143,87 | 152,52 |
| Pertumbuhan / <i>Growth</i> | 2,67 | -2,83 | 4,06 | 2,36 | 6,01 |
| Nilai Konstruksi / <i>Value of Construction</i> | 143,94 | 140,58 | 147,83 | 150,92 | 159,24 |
| Pertumbuhan / <i>Growth</i> | 2,19 | -2,34 | 5,16 | 2,09 | 5,52 |
| Prospek Bisnis / <i>Business Prospect</i> | 70,33 | 67,53 | 63,17 | 60,40 | 58,93 |
| Kondisi Bisnis / <i>Business Condition</i> | 44,71 | 52,93 | 61,09 | 53,83 | 52,01 |
| Masalah Bisnis / <i>Business Problems</i> | 42,59 | 30,74 | 26,94 | 29,00 | 32,32 |

Prospek dan Kondisi Bisnis (PKB) / *Prospect and Condition of Business*

PKB > 50 % : Pengusaha cenderung optimis akan usahanya / *Entrepreneur tend to be optimistic about their business*

PKB < 50 % : Pengusaha cenderung pesimis kondisi usahanya / *Entrepreneur tend to be pessimistic about their business*

Indeks Masalah Bisnis (IMB) / *Business Problems Index*

IMB < 25 % : Sedikit Masalah / *Less problematic*

25 % < IMB ≤ 50 % : Cukup Bermasalah / *Quite problematic*

50 % < IMB ≤ 100 % : Bermasalah / *Problematic*

TABEL 33 Indeks (2010=100) dan Pertumbuhan (persen) Konstruksi, Triwulan IV/2014 - IV/2015
TABLE *Quarterly Construction Indices (2010=100) and Growth (percent), Quarter IV/2014 - IV/2015*

PROVINSI / PROVINCE : PAPUA BARAT

| Uraian <i>Description</i> | Triwulan / Quarter 2014 | | Triwulan / Quarter 2015 | | |
|--|----------------------------|--------|----------------------------|--------|--------|
| | IV | I | II | III | IV |
| (1) | (2) | (3) | (4) | (5) | (6) |
| Pekerja Tetap / <i>Permanent Workers</i> | 123,88 | 122,31 | 123,49 | 124,56 | 124,56 |
| Pertumbuhan / <i>Growth</i> | 1,71 | -1,27 | 0,96 | 0,87 | 0,00 |
| Hari Orang / <i>Mandays</i> | 159,87 | 153,83 | 157,85 | 163,42 | 172,55 |
| Pertumbuhan / <i>Growth</i> | 4,86 | -3,78 | 2,61 | 3,53 | 5,59 |
| Balas Jasa dan Upah / <i>Compensation and Wages</i> | 163,84 | 156,01 | 161,09 | 167,64 | 177,85 |
| Pertumbuhan / <i>Growth</i> | 5,22 | -4,78 | 3,25 | 4,07 | 6,09 |
| Nilai Konstruksi / <i>Value of Construction</i> | 180,22 | 174,23 | 180,81 | 187,07 | 198,36 |
| Pertumbuhan / <i>Growth</i> | 4,41 | -3,33 | 3,78 | 3,46 | 6,03 |
| Prospek Bisnis / <i>Business Prospect</i> | 76,92 | 52,73 | 49,67 | 50,58 | 42,86 |
| Kondisi Bisnis / <i>Business Condition</i> | 62,02 | 45,90 | 51,70 | 52,39 | 41,91 |
| Masalah Bisnis / <i>Business Problems</i> | 26,92 | 34,06 | 19,50 | 26,82 | 33,38 |

Prospek dan Kondisi Bisnis (PKB) / *Prospect and Condition of Business*

PKB > 50 % : Pengusaha cenderung optimis akan usahanya / *Entrepreneur tend to be optimistic about their business*

PKB < 50 % : Pengusaha cenderung pesimis kondisi usahanya / *Entrepreneur tend to be pessimistic about their business*

Indeks Masalah Bisnis (IMB) / *Business Problems Index*

IMB < 25 % : Sedikit Masalah / *Less problematic*

25 % < IMB ≤ 50 % : Cukup Bermasalah / *Quite problematic*

50 % < IMB ≤ 100 % : Bermasalah / *Problematic*

TABEL 34 Indeks (2010=100) dan Pertumbuhan (persen) Konstruksi, Triwulan IV/2014 - IV/2015
TABLE *Quarterly Construction Indices (2010=100) and Growth (percent), Quarter IV/2014 - IV/2015*

PROVINSI / PROVINCE : PAPUA

| Uraian <i>Description</i> | Triwulan / Quarter 2014 | | Triwulan / Quarter 2015 | | |
|--|----------------------------|--------|----------------------------|--------|--------|
| | IV | I | II | III | IV |
| (1) | (2) | (3) | (4) | (5) | (6) |
| Pekerja Tetap / <i>Permanent Workers</i> | 111,80 | 109,05 | 110,64 | 111,96 | 111,96 |
| Pertumbuhan / <i>Growth</i> | 0,00 | -2,46 | 1,46 | 1,19 | 0,00 |
| Hari Orang / <i>Mandays</i> | 151,69 | 147,11 | 152,39 | 156,99 | 167,03 |
| Pertumbuhan / <i>Growth</i> | 1,87 | -3,02 | 3,59 | 3,02 | 6,39 |
| Balas Jasa dan Upah / <i>Compensation and Wages</i> | 155,43 | 151,37 | 157,97 | 162,56 | 172,43 |
| Pertumbuhan / <i>Growth</i> | 1,56 | -2,61 | 4,36 | 2,91 | 6,07 |
| Nilai Konstruksi / <i>Value of Construction</i> | 169,39 | 165,85 | 174,97 | 179,63 | 190,92 |
| Pertumbuhan / <i>Growth</i> | 1,99 | -2,09 | 5,50 | 2,66 | 6,29 |
| Prospek Bisnis / <i>Business Prospect</i> | 67,86 | 62,27 | 57,45 | 60,22 | 64,88 |
| Kondisi Bisnis / <i>Business Condition</i> | 46,88 | 51,36 | 58,83 | 54,06 | 52,60 |
| Masalah Bisnis / <i>Business Problems</i> | 25,00 | 28,26 | 23,84 | 27,44 | 24,91 |

Prospek dan Kondisi Bisnis (PKB) / *Prospect and Condition of Business*

PKB > 50 % : Pengusaha cenderung optimis akan usahanya / *Entrepreneur tend to be optimistic about their business*

PKB < 50 % : Pengusaha cenderung pesimis kondisi usahanya / *Entrepreneur tend to be pessimistic about their business*

Indeks Masalah Bisnis (IMB) / *Business Problems Index*

IMB < 25 % : Sedikit Masalah / *Less problematic*

25 % < IMB ≤ 50 % : Cukup Bermasalah / *Quite problematic*

50 % < IMB ≤ 100 % : Bermasalah / *Problematic*

DATA

MENCERDASKAN BANGSA

Enlighten The Nation



BADAN PUSAT STATISTIK
Statistics Indonesia

Jl. dr. Sutomo No. 6-8 Jakarta 10710
Telp.: (021) 3841195, 3842508, 3810291-4 ext.5340, Fax.: (021) 3863816
Homepage: <http://www.bps.go.id> E-mail: konstruksi@bps.go.id

