



Katalog/Catalog: 8202019

**BULETIN**  
**STATISTIK PERDAGANGAN LUAR NEGERI**  
*FOREIGN TRADE STATISTICAL BULLETIN*

# **EKSPOR/EXPORTS**

**MENURUT HARMONIZED SYSTEM**  
**MEI 2016**



**BADAN PUSAT STATISTIK**  
**BPS-Statistics Indonesia**

**BULETIN  
STATISTIK PERDAGANGAN LUAR NEGERI**

*FOREIGN TRADE STATISTICS BULLETIN*

**EKSPOR/EXPORTS**

**MENURUT HARMONIZED SYSTEM  
MEI 2016**



Buletin Statistik Perdagangan Luar Negeri  
*Foreign Trade Statistical Bulletin*  
**EKSPOR /EXPORTS**

**Menurut Harmonized System Mei 2016**

ISSN : 2252-8563

No. Publikasi / *Publication Number* : 06110.1631

Katalog/*Catalog*: 8202019

Ukuran Buku / *Book Size* : 21 cm x 29 cm

Jumlah Halaman / *Total Pages* : xii + 172 Halaman / *Pages*

Naskah / *Manuscript* :

Subdirektorat Statistik Ekspor

*Subdirectorate of Export Statistics*

Gambar Kulit / *Cover Design* :

Subdirektorat Publikasi dan Kompilasi Statistik

*Subdirectorate of Statistical Publication and Compilation*

Diterbitkan oleh / *Published by* :

© Badan Pusat Statistik - Indonesia / *BPS-Statistics Indonesia*

Dicetak oleh / *Printed by* :

CV Sari Intan Perdana

Dilarang mengumumkan, mendistribusikan, mengomunikasikan dan / atau menggandakan sebagian atau seluruh isi buku ini tanpa izin tertulis dari Badan Pusat Statistik

*Prohibited to announce, distributed, communicate, and / or copy part or all of this book for commercial purpose without permission from BPS-Statistics Indonesia*

## KATA PENGANTAR

Buletin Statistik Perdagangan Luar Negeri Ekspor yang diterbitkan secara bulanan memuat data ekspor berupa Berat Bersih dan Nilai FOB menurut 21 kelompok penggolongan barang, *Harmonized System* (HS) 2 digit, HS 10 digit, Negara Tujuan Ekspor, serta Provinsi dan Pelabuhan Muat dari bulan Januari tahun 2016.

Buletin ini juga menyajikan perbandingan, pertumbuhan dan peranan serta data pokok yang cukup menonjol atau yang mengalami perubahan yang signifikan. Diharapkan dengan adanya informasi semacam ini, para pengguna data ekspor dapat melihat dan mengikuti perkembangan ekspor secara garis besar.

Kepada para pengguna data, saran dan kritik yang bersifat konstruktif demi penyempurnaan publikasi ini, sangat diharapkan. Dengan demikian usaha BPS untuk meningkatkan pelayanan dan pemasyarakatan statistik (khususnya data Statistik Ekspor) dapat dilaksanakan secara baik dan berkesinambungan.

Jakarta, Juli 2016

Kepala Badan Pusat Statistik



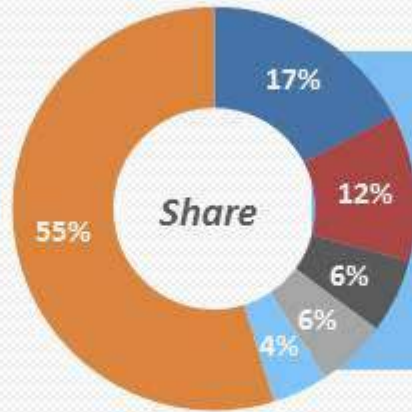
Suryamin

## ISI / CONTENT

		Halaman / Page
Kata Pengantar / Preface.....		iii
Isi / Content.....		iv
Ringkasan / Highlight.....		v – xi
Tabel /	1. Ekspor Indonesia Menurut 21 Golongan Barang	
<i>Table</i>	<i>Export of Indonesia by 21 Commodity Group.....</i>	1
Tabel /	2. Ekspor Indonesia Menurut Kode HS 2 digit	
<i>Table</i>	<i>Export of Indonesia by 2 digits of HS Code.....</i>	2 - 3
Tabel /	3. Ekspor Indonesia Menurut Komoditi (Kode HS 10 digit)	
<i>Table</i>	<i>Export of Indonesia by Commodity (10 digits of HS Code).....</i>	4 – 165
Tabel /	4. Ekspor Indonesia Menurut Negara Tujuan	
<i>Table</i>	<i>Export of Indonesia by Country of Destination.....</i>	166 – 168
Tabel /	5. Ekspor Indonesia Menurut Provinsi dan Pelabuhan Muat	
<i>Table</i>	<i>Export of Indonesia by Province and Port of Loading...</i>	169 - 172

# EKSPOR INDONESIA MENURUT HARMONIZED SYSTEM

MEI 2016



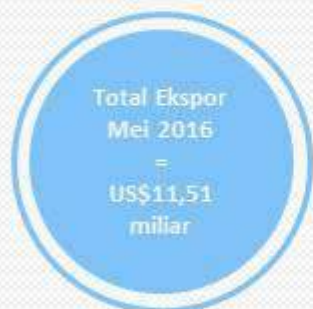
- Bahan bakar mineral (HS 27)
- Lemak & minyak hewan/nabati (HS 15)
- Perhiasan & permata (HS 71)
- Mesin/peralatan listrik (HS 85)
- Kendaraan dan bagiannya (HS 87)
- Lainnya

## EKSPOR KE BEBERAPA NEGARA UTAMA



Ekspor Indonesia ke tiga negara tujuan utama (Jepang, Amerika Serikat dan Tiongkok) pada Mei 2016 mencapai 31,23 persen dari keseluruhan ekspor Indonesia

## EKSPOR KE BEBERAPA PELABUHAN UTAMA



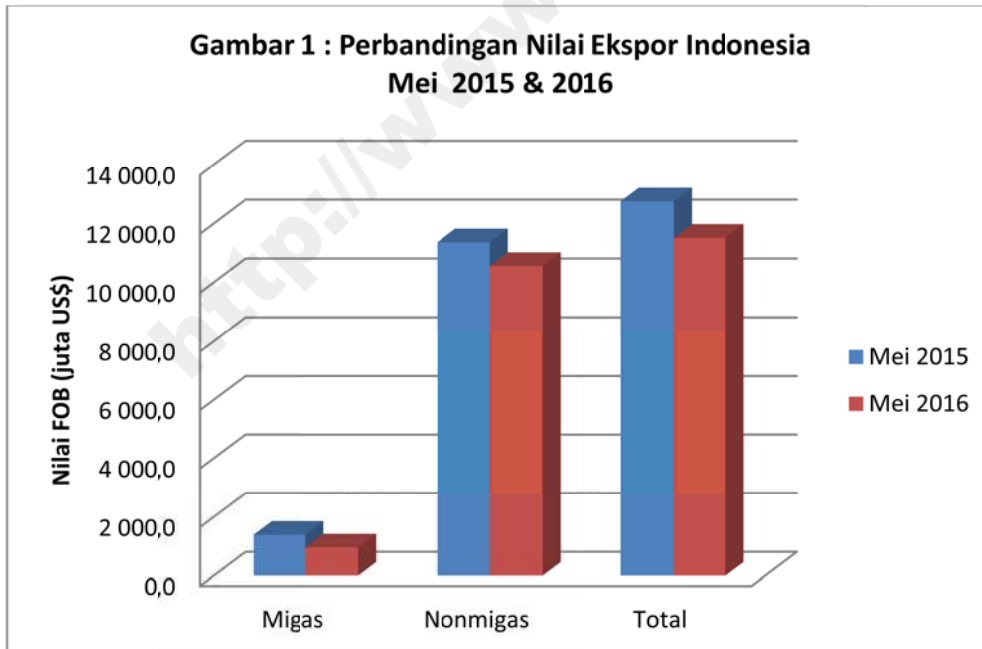
## RINGKASAN

Ekspor Indonesia pada bulan Mei 2016 mencapai nilai US\$11.514,3 juta dengan volume 40.622,3 ribu ton, yang terdiri dari US\$957,9 juta hasil ekspor minyak dan gas bumi dan US\$10.556,4 juta hasil ekspor komoditi nonmigas.

Dibandingkan periode yang sama tahun 2015, nilai ekspor turun US\$1.240,3 juta, karena adanya penurunan ekspor dari kelompok migas sebesar US\$434,8 juta atau turun 31,22 persen dibanding nilai ekspor Mei 2015, demikian pula dengan ekspor

nonmigas penurunannya mencapai US\$805,5 juta.

Dengan demikian, dapat dilihat bahwa penerimaan dari sektor nonmigas belum optimal sehingga masih perlu ditingkatkan produktivitasnya. Sementara untuk ekspor migas pada bulan Mei 2016 masih mengalami kinerja rendah. Harga minyak mentah Indonesia pada bulan Mei 2016 sebesar US\$44,68 per barelnya, turun sebesar US\$17,18 per barel dibandingkan bulan Mei 2015.



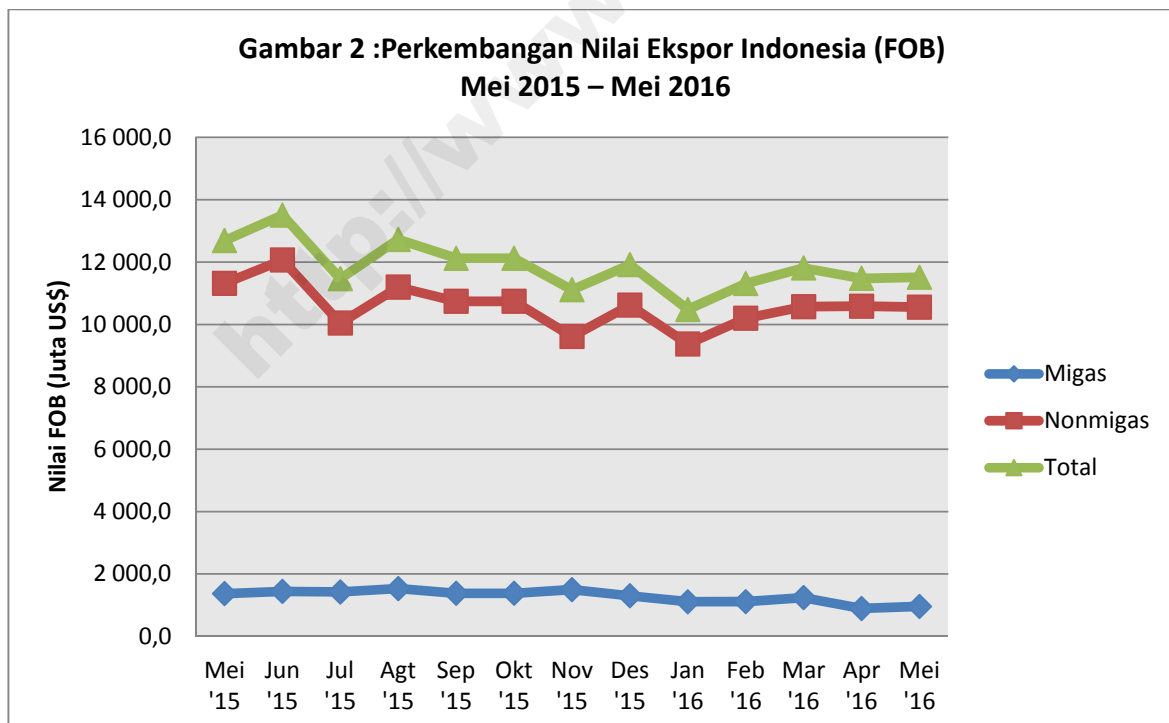
Sumber data : dokumen PEB, dokumen PT POS, catatan instansi lain, survei perdagangan lintas batas laut



Pada Gambar 1 ditampilkan perbandingan nilai ekspor periode Mei 2015 dan 2016. Sedangkan trend perkembangannya dari bulan Mei 2015 sampai dengan Mei 2016 disajikan pada Gambar 2. Nilai ekspor kelompok migas pada Mei 2015 senilai US\$1.392,7 juta yang terdiri dari minyak mentah, hasil minyak dan gas masing-masing senilai US\$537,5 juta, US\$147,9 juta dan US\$707,4 juta. Sedangkan pada Mei 2016 untuk kelompok migas secara keseluruhan memberikan sumbangan nilai ekspor sebesar US\$957,9 juta atau mengalami penurunan sebesar US\$434,8 juta dibandingkan dengan periode

yang sama tahun 2015 dengan rincian minyak mentah US\$431,9 juta, hasil minyak US\$61,2 juta dan gas US\$464,8 juta.

Nilai ekspor untuk kelompok nonmigas yang terdiri dari hasil pertanian, hasil industri pengolahan serta hasil tambang dan lainnya pada bulan Mei 2015 masing-masing US\$264,6 juta, US\$9.203,7 juta, dan US\$ 1.863,6 juta. Sementara itu pada periode Mei 2016 masing-masing mencapai US\$221,7 juta, US\$9.104,2 juta, dan US\$1.230,6 juta.



Sumber data : dokumen PEB, dokumen PT POS, catatan instansi lain, survei perdagangan lintas batas laut



Nilai ekspor Indonesia Mei 2016 mencapai US\$11,51 miliar atau naik sebesar 0,34 persen dibanding ekspor April 2016, dan turun sebesar 9,72 persen dibanding ekspor Mei 2015.

Ekspor nonmigas Mei 2016 mencapai US\$10,57 miliar atau turun sebesar 0,26 persen dibanding nilai ekspor nonmigas April 2016, dan turun 7,09 persen dibanding ekspor nonmigas Mei 2015.

Dipandang dari negara tujuan ekspor utama (Tabel A) ekspor ke Amerika Serikat Mei 2016 mencapai angka terbesar yaitu US\$1,32 miliar, disusul Jepang US\$1,19 miliar dan Tiongkok US\$1,09 miliar, dengan kontribusi ketiganya mencapai 31,23 persen. Untuk ekspor ke Uni Eropa (27 negara) sebesar US\$1,18 miliar, dan menunjukkan penurunan ekspor dibandingkan dengan nilai ekspor pada periode yang sama tahun 2015.

Dari Tabel A juga terlihat bahwa sebagian besar negara tujuan utama ekspor mengalami penurunan nilai. Penurunan terbesar yaitu ekspor ke India dengan persentase penurunan 37,29 persen, Jepang dengan persentase 16,23 persen dan Perancis dengan persentase 74,65 persen. Sedangkan negara tujuan utama yang mengalami peningkatan nilai ekspor hanya negara Australia dengan persentase 12,91 persen.

Pada Tabel B ekspor golongan barang HS 2 digit utama terlihat bahwa sebagian nilai ekspornya mengalami peningkatan dan sebagian mengalami penurunan. Penurunan ekspor golongan barang HS 2 digit utama Mei 2016 terbesar terjadi pada bahan bakar mineral sebesar US\$781,5 juta dimana bahan bakar mineral merupakan komoditi ekspor pertama terbesar pada Mei 2016 dan 2015. Sedangkan peningkatan terbesar terjadi pada perhiasan/permata sebesar US\$94,3 juta yang merupakan komoditi terbesar ke-3 untuk ekspor Mei 2016 dan terbesar ke-4 untuk ekspor Mei 2015.

Menurut sektor, ekspor hasil industri pengolahan Mei 2016 turun sebesar 1,08 persen dibanding ekspor hasil industri pengolahan periode yang sama tahun 2015, demikian juga ekspor hasil tambang & lainnya turun sebesar 35,02 persen, serta ekspor hasil pertanian turun sebesar 16,22 persen.

Berdasarkan Tabel C total ekspor Indonesia menurut provinsi pelabuhan muat, ekspor Indonesia terbesar pada periode Mei 2016 berasal dari DKI Jakarta dengan nilai US\$3,82 miliar (33,25 persen), diikuti Jawa Timur sebesar US\$1,73 miliar (15,09 persen) dan Riau sebesar US\$1,11 miliar (9,68 persen).

**Tabel A : Total Ekspor Indonesia Menurut Negara Tujuan Utama  
Mei 2016 dan Jan-Mei 2015 dan 2016**

Negara Tujuan	Nilai FOB (Juta US\$)				Perubahan Mei'16 thd Mei'15 (Juta US\$)
	Mei 2015	Mei 2016	Jan-Mei 2015	Jan-Mei 2016	
<b>ASEAN</b>	<b>2 789,0</b>	<b>2 627,3</b>	<b>14 234,1</b>	<b>12 737,6</b>	<b>-161,7</b>
1 Singapura	1 085,6	884,6	5 473,7	4 596,5	-201,0
2 Malaysia	667,8	545,3	3 521,8	2 775,2	-122,5
3 Thailand	478,4	437,4	2 283,3	2 050,4	-41,1
ASEAN Lainnya	557,1	759,9	2 955,3	3 315,6	202,8
<b>UNI EROPA</b>	<b>1 322,9</b>	<b>1 183,5</b>	<b>6 294,9</b>	<b>5 789,0</b>	<b>-139,4</b>
4 Germany, Fed. Rep. of	280,4	217,5	1 126,0	1 067,6	-62,9
5 France	294,9	74,7	393,0	351,6	-220,1
6 United Kingdom	167,8	130,9	636,4	639,5	-36,9
Uni Eropa Lainnya	579,8	760,4	4 139,5	3 730,3	180,6
<b>NEGARA UTAMA LAINNYA</b>	<b>6 631,0</b>	<b>5 542,7</b>	<b>33 581,2</b>	<b>27 927,6</b>	<b>-1 088,3</b>
7 China	1 273,4	1 087,6	6 195,6	5 601,6	-185,8
8 Japan	1 419,4	1 189,0	7 998,3	6 404,9	-230,4
9 United States	1 341,1	1 318,9	6 922,7	6 446,6	-22,1
10 India	1 209,1	758,2	5 396,3	3 739,0	-450,9
11 Australia	308,9	348,8	1 286,4	1 367,0	39,9
12 Korea, Republic Of	600,3	540,4	3 367,7	2 852,1	-59,9
13 Taiwan	478,9	299,8	2 414,1	1 516,3	-179,1
<b>Total 13 Negara Tujuan Utama</b>	<b>9 606,0</b>	<b>7 833,2</b>	<b>47 015,3</b>	<b>39 408,3</b>	<b>-1 772,8</b>
<b>Lainnya</b>	<b>3 148,7</b>	<b>3 681,2</b>	<b>17 895,6</b>	<b>17 184,6</b>	<b>532,5</b>
<b>Total Ekspor Indonesia</b>	<b>12 754,7</b>	<b>11 514,3</b>	<b>64 911,0</b>	<b>56 592,8</b>	<b>-1 240,3</b>

Sumber data : dokumen PEB, dokumen PT POS, catatan instansi lain, survei perdagangan lintas batas laut

Pada Tabel 1 disajikan ekspor menurut 21 golongan barang HS. Disini terlihat bahwa perolehan devisa terbesar pada bulan Mei 2016 dari kelompok golongan barang V (Produk mineral) dengan nilai US\$2.207,4 juta atau sekitar 19,17 persen dari total ekspor, kelompok golongan barang III (Lemak, Minyak, Malam Nabati/Hewani) dengan nilai US\$1.358,9 juta atau sekitar 11,80 persen, serta kelompok golongan barang XVI (Mesin & Perlengkapan Elektris) senilai US\$1.052,0 juta atau sekitar 9,14 persen.

Dibandingkan periode yang sama tahun sebelumnya, produk mineral mengalami penurunan 33,17 persen; begitu pula dengan mesin dan perlengkapan elektris mengalami penurunan sebesar 1,69 persen; dan lemak, minyak, malam nabati/hewani mengalami penurunan 11,65 persen.

Pada Tabel 2 disajikan ekspor menurut HS 2 digit. Nilai ekspor yang mengalami pertumbuhan terbesar untuk bulan Mei 2016 dibandingkan dengan nilai ekspor Mei 2015 antara lain HS 31 (*fertilizers*) dengan tingkat pertumbuhan 267,02 persen dan nilai ekspor US\$37,5 juta; kemudian HS 45 (*cork and articles of cork*) yang tumbuh positif 114,01 persen dengan nilai ekspor US\$13.282. Selanjutnya

HS 89 (*ships, boat, and floating structures*) dengan besar tingkat pertumbuhan mencapai 104,64 persen dan memiliki nilai ekspor mencapai US\$62,6 juta, kemudian HS 14 (*vegetable plaiting materials; vegetable products*) dengan tingkat pertumbuhannya sebesar 57,74 persen dan nilai ekspor mencapai US\$8,3 juta, serta HS 04 (*dairy products, bird eggs, natural honey, edible products of animal origin*) dengan tingkat pertumbuhan mencapai 51,38 persen dengan nilai ekspor mencapai US\$16,5 juta.

Adapun jenis barang yang mengalami penurunan antara lain HS 93 (*arms and ammunition; parts and accessories thereof*) dengan penurunan ekspor 97,94 persen dengan nilai ekspor US\$4.585; kemudian HS 50 (*silk*) yang mengalami penurunan mencapai 94,56 persen dengan total nilai ekspor mencapai US\$2.505; selanjutnya HS 10 (*cereals*) dengan penurunan ekspor 91,67 persen dengan nilai ekspor US\$0,6 juta; diikuti HS 26 (*ores, slag, and ash*) yang mengalami penurunan ekspor 62,16 persen dengan nilai ekspor sebesar US\$192,3 juta, dan HS 51 (*wool, fine or coarse animal hair; horse hair yarn, woven fabrics*) yang mengalami penurunan ekspor 62,01 persen dengan nilai ekspor sebesar US\$47.049.

**Tabel B : Total Ekspor Golongan Barang HS2 Dijit Utama  
Mei 2016, Januari – Mei 2015 dan 2016**

Golongan Barang (HS)	Nilai FOB (Juta US\$)				Perubahan Mei'16 thd Mei'15 (Juta US\$)
	Mei 2015	Mei 2016	Jan-Mei 2015	Jan-Mei 2016	
1 Bahan bakar mineral (27)	2 783,2	2 001,7	16 041,9	10 684,1	-781,5
2 Lemak & minyak hewan/nabati (15)	1 538,0	1 358,9	7 955,7	6 630,8	-179,2
3 Perhiasan dan permata (71)	589,4	683,7	2 983,0	3 417,4	94,3
4 Mesin/peralatan listrik (85)	657,3	643,6	3 562,0	3 299,5	-13,7
5 Kendaraan dan Bagiannya (87)	429,8	518,1	2 314,2	2 250,6	88,3
6 Karet dan Barang dari karet (40)	496,1	476,4	2 452,1	2 182,5	-19,7
7 Mesin-mesin/Pesawat Mekanik (84)	412,8	408,4	2 140,3	2 051,7	-4,4
8 Alas kaki (64)	426,9	435,8	1 912,4	1 959,1	8,9
9 Pakaian jadi bukan rajutan (62)	315,0	310,6	1 623,8	1 621,6	-4,3
10 Kayu dan barang dari kayu (44)	344,4	315,7	1 691,3	1 600,2	-28,7
<b>Total 10 Golongan Barang</b>	<b>7 992,8</b>	<b>7 152,9</b>	<b>42 676,6</b>	<b>35 697,5</b>	<b>-839,9</b>
<b>Lainnya</b>	<b>4 761,8</b>	<b>4 361,4</b>	<b>22 234,4</b>	<b>20 895,4</b>	<b>-400,4</b>
<b>Total Ekspor Indonesia</b>	<b>12 754,7</b>	<b>11 514,3</b>	<b>64 911,0</b>	<b>56 592,8</b>	<b>-1 240,3</b>

Sumber data : dokumen PEB, dokumen PT POS, catatan instansi lain, survei perdagangan lintas batas laut

**Tabel C : Total Ekspor Indonesia Menurut Pelabuhan Muat Utama Tiap Provinsi  
Bulan Mei 2016 (Juta US\$)**

Provinsi	Nilai Fob (Juta US\$)	Pelabuhan Muat	Nilai Fob (Juta US\$)
ACEH	0,0	BLANG LANCANG (ARUN)	0,0
SUMATERA UTARA	582,8	BELAWAN	528,7
SUMATERA BARAT	154,1	PADANG/TL.BAYUR	154,1
RIAU	1 110,9	DUMAI	892,8
JAMBI	85,9	JAMBI	42,1
SUMATERA SELATAN	141,2	MUSI RIVER/BOOM BARU	120,8
BENGKULU	4,3	PULAU BAAI	4,3
LAMPUNG	183,9	PANJANG	116,7
KEPULAUAN BANGKA BELITUNG	82,8	PANGKAL BALAM	45,8
KEPULAUAN RIAU	822,1	BATU AMPAR	257,2
DKI JAKARTA	3 815,5	TANJUNG PRIOK	3 424,8
JAWA BARAT	51,2	CINTA, JAVA	19,8
JAWA TENGAH	461,3	TANJUNG EMAS	444,7
DI YOGYAKARTA	1,1	ADI SUCIPTO (U)	1,1
JAWA TIMUR	1 732,0	TANJUNG PERAK	1 079,4
BANTEN	130,7	TANJUNG LENENG	73,9
BALI	19,8	NGURAH RAI (U)	19,6
NUSA TENGGARA BARAT	72,6	BENETE	72,6
NUSA TENGGARA TIMUR	1,9	ATAPUPU	1,7
KALIMANTAN BARAT	36,7	PONTIANAK	34,8
KALIMANTAN TENGAH	9,8	SAMPIT	2,1
KALIMANTAN SELATAN	388,9	BANJARMASIN	246,0
KALIMANTAN TIMUR	1 088,9	BONTANG	370,4
KALIMANTAN UTARA	51,8	LINGKAS TARAKAN	39,6
SULAWESI UTARA	90,8	BITUNG	71,7
SULAWESI TENGAH	131,0	PANTOLOAN	23,0
SULAWESI SELATAN	84,4	BALANTANG/MALILI	45,0
SULAWESI TENGGARA	7,4	POMALAA	7,4
GORONTALO	0,0	GORONTALO	0,0
SULAWESI BARAT	-	MAMUJU	-
MALUKU	0,2	BULA	0,0
MALUKU UTARA	0,0	TOBELO	0,0
PAPUA BARAT	53,0	BINTUNI, IRIAN JAYA	52,9
PAPUA	117,3	AMAMAPARE	110,7
<b>Total Ekspor Indonesia</b>	<b>11.514,3</b>	<b>Total Pelabuhan Utama</b>	<b>8.303,8</b>

Sumber data : dokumen PEB, dokumen PT POS, catatan instansi lain, survei perdagangan lintas batas laut

Tabel 1 : Ekspor Indonesia menurut 21 Golongan Barang

*Export of Indonesia by 21 Commodity Group*

Mei 2016

**May**

Golongan Section	Uraian golongan barang Group description	Berat bersih / Net weight (Kg)		Nilai / Value F.O.B. ( U S \$ )	
		Bulan ini Current month	Kumulatif Cum. Jan. to date	Bulan ini Current month	Kumulatif Cum. Jan. to date
(1)	(2)	(3)	(4)	(5)	(6)
I	Binatang Hidup; Produk Hewani <i>Live Animals; Animal Product</i>	67 457 805	313 995 353	275 088 497	1 267 683 561
II	Produk Nabati <i>Vegetable Products</i>	283 356 911	1 336 218 695	207 440 315	1 086 180 870
III	Lemak, Minyak, Malam Nabati/hewani <i>Fats, Oils, Waxes Of Animal/Vegetable</i>	1 896 522 655	10 614 332 334	1 358 866 616	6 630 817 458
IV	Olahan Makanan, minuman, Minuman Keras, Tembakau <i>Prepared Foodstuffs, Beverages, Spirits And Tobacco</i>	531 890 621	2 570 063 079	471 237 905	2 386 544 792
V	Produk Mineral <i>Mineral Products</i>	34 351 504 500	169 201 122 165	2 207 366 708	11 733 792 126
VI	Produk Industri Kimia atau Produk Industri Terkait <i>Products of Chemical or Allied Industries</i>	999 541 145	4 216 459 894	784 913 971	3 512 466 631
VII	Plastik, Karet, dan Barang-barang Daripadanya <i>Plastics, Rubber And Articles Thereof</i>	387 868 511	1 932 378 745	658 070 467	3 082 011 297
VIII	Kulit, Kulit Samak dan Barang Daripadanya <i>Raw Hides, Skins, Leather And Articles Thereof</i>	2 295 097	10 685 816	38 738 889	188 839 656
IX	Kayu dan Barang dari Kayu, Barang Anyaman, dll <i>Wood And Its Articles, Wickerwork, etc</i>	435 540 912	2 333 329 482	321 724 553	1 630 790 721
X	Pulp, Kertas dan Barang Daripadanya <i>Pulp, Paper And Articles Thereof</i>	641 083 860	3 169 561 358	419 517 507	2 104 714 781
XI	Tekstil dan Barang Tekstil <i>Textiles &amp; Textile Articles</i>	190 159 860	942 314 411	980 389 380	4 928 195 831
XII	Alas Kaki, Payung, Bunga Tiruan, dll <i>Footwear, Umbrellas, Artificial Flowers, etc</i>	24 242 595	113 100 559	470 980 035	2 132 920 291
XIII	Barang dari Batu, Semen, Mika, Keramik, Kaca, dll <i>Articles of Stone, Cement, Mica, Ceramic, Glass, etc</i>	110 606 876	521 947 638	66 918 145	321 259 759
XIV	Mutiara, Batu Mulia/Semi Mulia, Logam Mulia/Semi Mulia, dll <i>Precious/semi-precious Metal, etc</i>	300 719	1 352 051	683 723 228	3 417 392 532
XV	Logam Tidak Mulia dan Barang Daripadanya <i>Base Metals And Articles Thereof</i>	322 302 931	1 459 710 518	617 527 487	2 707 877 506
XVI	Mesin dan Perlengkapan Elektris, serta Aksesoris dari Barang Tersebut <i>Machinery, Electrical Equipments and Accessories of Such Articles</i>	87 962 768	450 193 003	1 051 987 900	5 351 190 484
XVII	Kendaraan, Pesawat Terbang, Kapal dll <i>Vehicles, Aircraft, Vessels, etc</i>	78 743 081	341 549 605	590 107 486	2 582 824 975
XVIII	Alat Optis, Fotografi, Musik, Jam dll <i>Optical, Photographic, Musical Instruments, Watches, etc</i>	6 549 497	30 177 510	97 684 599	441 489 351
XIX	Senjata dan Amunisi; Bagian dan Aksesorisnya <i>Arms And Amunition; Parts &amp; Accesories</i>	14	411	4 585	6 158
XX	Bermacam-macam Barang Hasil Pabrik <i>Miscellaneous Manufactures Articles.</i>	52 089 068	264 845 308	209 060 491	1 064 208 449
XXI	Karya Seni, Barang Kolektor dan Barang Antik <i>Works Of Art, Collectors, Pieces and Antiques</i>	152 282 124	629 506 033	2 975 286	21 620 643
	<b>Total Ekspor</b>	<b>40 622 301 548</b>	<b>200 452 843 971</b>	<b>11 514 324 050</b>	<b>56 592 827 873</b>

Tabel 2 : Ekspor Indonesia menurut kode HS 2 digit  
**Export of Indonesia by 2 Digits of HS Code**

Mei 2016  
**May**

HS	Uraian golongan barang <i>Group description</i>	Berat bersih / Net weight (Kg)		Nilai / Value F.O.B. ( U S \$ )	
		Bulan ini <i>Current month</i>	Kumulatif <i>Cum. Jan. to date</i>	Bulan ini <i>Current month</i>	Kumulatif <i>Cum. Jan. to date</i>
(1)	(2)	(3)	(4)	(5)	(6)
01	Live animals	2 332 852	11 148 031	4 790 668	23 060 763
02	Meat and edible meat offal	338 357	1 692 895	1 864 515	7 907 369
03	Fish and crustaceans, Molluscs and other aquatic invertebrates	61 476 062	283 121 351	250 106 533	1 156 531 996
04	Dairy products, bird's eggs; natural honey, edible products of animal origin,	1 624 156	11 252 732	16 543 051	72 660 307
05	Products of animal origin, not elsewhere specified or included	1 686 379	6 780 344	1 783 730	7 523 125
06	Live trees and other plants; bulbs, roots and the like; cut flowers and ornamen	988 461	4 485 252	1 264 137	8 788 593
07	Edible vegetables and certain roots and tubers	12 570 309	46 966 352	5 986 993	24 355 955
08	Edible fruits and nuts; peel of citrus fruit or melons	74 856 060	397 649 153	55 447 427	296 946 010
09	Coffee, tea, mate, and spices	35 169 796	188 491 154	109 246 981	582 790 530
10	Cereals	1 363 375	4 261 205	569 013	1 977 041
11	Products of the milling industry; malt, starches; inulin;wheat gluten	9 435 479	48 625 294	4 348 670	23 020 170
12	Oil seeds and oleaginous fruits; grains,seed, and fruits; industrial or medical pl	43 125 216	164 599 715	15 776 157	77 016 589
13	Lac; gums; resins and other vegetable saps and extracts	4 030 873	19 972 744	6 481 518	33 953 320
14	Vegetable plaiting materials; vegetable products	101 817 342	461 167 826	8 319 419	37 332 662
15	Animal or vegetable oils/fats and their cleavage products; prepared edible fats	1 896 522 655	10 614 332 334	1 358 866 616	6 630 817 458
16	Preparations of meat/fish/crustaceans/mollucs or other aquatic invertebratas	13 686 438	67 946 601	84 223 763	403 298 207
17	Sugar and sugar confectionery	38 602 350	92 873 365	19 001 246	71 665 197
18	Cocoa and cocoa preparations	22 139 589	124 484 095	76 394 288	447 828 263
19	Preparations of cereals, flour, starch or milk; pastrycooks' products	27 046 775	141 136 967	58 927 816	297 470 572
20	Preparations of vegetables, fruits, nuts or other part of plants	12 730 632	54 869 582	18 212 364	77 874 246
21	Miscellaneous edible preparations	29 173 685	152 114 644	78 757 811	399 258 707
22	Beverages, spirit, and vinegar	18 764 780	107 383 415	13 038 690	69 934 315
23	Residues and waste from the food industries	359 859 369	1 779 027 426	38 140 376	209 352 513
24	Tobacco and manufactured tobacco substitutes	9 887 003	50 226 983	84 541 552	409 862 773
25	Salts; sulphur; earths and stone; plastering materials, lime and cemen	997 809 947	4 343 888 312	13 407 185	57 395 045
26	Ores, slag, and ash	672 612 178	2 241 552 964	192 259 012	992 340 815
27	Mineral fuels, mineral oils and products of their distillation; bituminous substan	32 681 082 375	162 615 680 889	2 001 700 510	10 684 056 266
28	Inorganic chemicals	181 687 338	651 195 593	62 899 820	226 845 869
29	Organic chemicals	240 423 061	1 037 935 404	192 182 976	843 251 708
30	Pharmaceutical products	1 633 402	8 000 590	47 150 300	228 986 672
31	Fertilizers	162 213 334	432 506 291	37 489 697	104 494 781
32	Tanning or dyeing extracts,tannins and their derivatives;dyes, pigments and ot	10 482 494	50 779 101	41 818 855	196 636 482
33	Essential oils and resinoids; perfumery, cosmetic or toilet preparatio	8 008 774	39 611 614	56 900 315	266 874 855
34	Soap, organic surfasce-active agents, washing, and lubricating preparation	106 270 274	459 567 987	79 651 161	378 674 205
35	Albuminoidal substances; modified starches; glues; enzymes	1 608 426	8 440 350	4 047 412	20 872 986
36	Explosives; pyrotechnic products; matches; pyrophonic alloys; certain combus	674 721	2 746 933	926 162	3 772 127
37	Photographic and cinematographic goods	26 637	179 883	189 255	1 233 413
38	Miscellaneous chemical products	286 512 684	1 525 496 147	261 658 018	1 240 823 534
39	Plastics and articles thereof	123 742 897	613 616 589	181 643 833	899 528 764
40	Rubber and articles thereof	264 125 614	1 318 762 156	476 426 634	2 182 482 533
41	Raw hides, skins(other than furskins), and leather	320 714	1 667 619	9 359 729	44 491 505
42	Articles of leather; saddlery and harness; travel goods, handbags and similar c	1 963 594	8 949 766	29 266 691	143 744 252
43	Furskins and artificial fur; manufactures thereof	10 789	68 431	112 469	603 899
44	Wood and articles of wood; wood charcoal	433 914 426	2 325 168 501	315 683 221	1 600 194 993
45	Cork and articles of cork	13 230	56 874	13 282	75 961
46	Manufactured of straw or other plaiting materials; basketware and wickerwork	1 613 256	8 104 107	6 028 050	30 519 767
47	Pulp of wood or of other fibrous cellulosic material; recovered (waste and scra	306 014 578	1 482 927 429	130 963 710	685 211 289
48	Paper and paperboard; articles of paper pulp or of paper/paperboard	333 820 402	1 682 115 239	285 212 449	1 407 355 729
49	Printed books, newspapers, pictures, and other products of the printing industri	1 248 880	4 518 691	3 341 347	12 147 763
50	Silk	102	39 026	2 505	35 629
51	Wool, fine or coarse animal hair; horse hair yarn, woven fabrics of pa	2 291	68 396	47 049	605 524
52	Cotton	26 558 753	117 238 329	74 586 115	319 876 187
53	Other vegetable textile fibres; paper yarns and woven fabrics of paper yarn	3 139 948	14 810 581	826 190	3 828 616
54	Man-made filaments	28 994 195	139 519 656	94 822 498	453 753 286



Tabel 2 : Ekspor Indonesia menurut kode HS 2 digit

**Exsport of Indonesia by 2 Digits of HS Code**

Mei 2016

**May**

HS	Uraian golongan barang <i>Group description</i>	Berat bersih / Net weight (Kg)		Nilai / Value F.O.B. ( U S \$ )	
		Bulan ini	Kumulatif	Bulan ini	Kumulatif
(1)	(2)	(3)	(4)	(5)	(6)
55	Man-made staple fibres	80 988 210	418 836 493	175 773 177	894 927 954
56	Wadding, felt, and non-wovens; special yarn; twine, cordage, ropes and cable	3 028 123	14 092 460	13 261 071	66 226 233
57	Carpets and other textile floor coverings	2 148 024	10 452 305	5 980 889	30 434 444
58	Special woven fabrics; tufted textile fabrics; lace; tapestries; embroidery	415 907	2 122 615	8 136 500	41 028 581
59	Impregnated, coated, covered or laminated textile fabrics	3 269 689	14 261 739	12 344 005	54 940 719
60	Knitted or crocheted fabrics	1 381 492	6 825 948	7 996 309	40 359 210
61	Articles of apparel and clothing accessories, knitted or crocheted	19 150 568	96 134 122	249 879 930	1 292 235 583
62	Articles of apparel and clothing accessories, not knitted or crocheted	15 361 000	81 749 679	310 647 458	1 621 570 331
63	Other made up textile articles; sets; worn clothing and worn textile articles; rag	5 721 556	26 163 062	26 085 686	108 373 534
64	Footwear, gaiters and the like; parts of such articles	22 704 648	105 008 449	435 770 705	1 959 147 365
65	Headgear and parts thereof	402 236	1 937 284	3 294 726	17 693 147
66	Umbrellas, walking sticks, seat-sticks, whips, riding-crops and parts thereof	23 101	126 626	127 673	1 002 498
67	Prepared feathers and articles; artificial flowers; articles of human hair	1 112 610	6 028 200	31 786 931	155 077 281
68	Articles of stone, plaster, cement, asbestos, mica or similar material	26 605 890	126 569 432	12 881 330	58 922 701
69	Ceramic products	30 117 638	155 277 420	26 921 696	137 285 296
70	Glass and glassware	53 883 348	240 100 786	27 115 119	125 051 763
71	Natural and cultured pearls, precious/semi precious stones, and precious met:	300 719	1 352 051	683 723 228	3 417 392 532
72	Iron and steel	221 725 823	936 635 997	143 141 506	581 447 141
73	Articles of iron and steel	47 508 301	249 913 366	192 817 488	743 448 919
74	Copper and articles thereof	24 339 846	127 102 242	117 957 632	602 527 837
75	Nickel and articles thereof	8 183 267	37 523 234	45 501 045	202 433 717
76	Aluminium and articles thereof	11 429 773	65 007 912	28 416 488	152 341 382
78	Lead and articles thereof	612 044	2 599 433	1 190 730	4 778 350
79	Zinc and articles thereof	666 221	2 795 734	754 267	3 201 092
80	Tin and articles thereof	4 133 672	20 688 163	70 967 668	332 849 206
81	Other base metal; cermets; and articles thereof	35 139	164 606	735 817	3 532 069
82	Tools, implements, cutlery, spoon and forks, of base metal and parts t	431 410	2 906 416	5 019 921	29 974 990
83	Miscellaneous articles of base metal	3 237 436	14 373 416	11 024 924	51 342 805
84	Nuclear reactors, boilers, machinery and mechanical appliances; parts	46 272 788	240 445 966	408 385 560	2 051 715 629
85	Electrical machinery and equipments; sound recorders/reproducers, visu	41 689 980	209 747 037	643 602 339	3 299 474 855
86	Railway and tramway locomotive, mechanical traffic, and all kinds	491 280	3 037 375	1 119 931	19 402 459
87	Vehicles other than railway/tramway, and parts and accessories thereof	61 110 657	270 057 541	518 087 957	2 250 612 485
88	Aircraft and its components	107 952	300 207	8 287 456	35 316 895
89	Ships, boat, and floating structures	17 033 192	68 136 679	62 612 142	277 440 807
90	Optical, photographic, cinematographic, measuring, checking, medical i	1 664 243	7 405 883	48 015 222	207 955 108
91	Clocks and watches and parts thereof	16 974	74 452	1 183 068	5 535 511
92	Musical instruments; parts and accessories of such articles	4 868 281	22 697 174	48 486 309	227 998 731
93	Arms and ammunition; parts and accessories thereof	14	411	4 585	6 158
94	Furnitures, bedding, mattress supports, cushions and stuffed furnishin	41 239 416	211 198 903	139 979 829	744 068 305
95	Toys, games and sports requisites; parts and accessories there of	2 961 982	12 711 876	37 266 648	159 969 924
96	Miscellaneous manufactured articles	7 887 670	40 934 529	31 814 014	160 170 220
97	Works of arts, collectors' piece and antiques	186 230	821 000	403 239	2 529 251
98	Vehicles in kind and their components		17 803		52 329
99	Postal packages, parcels, and returned goods	152 095 894	628 685 033	2 572 047	19 091 392
<b>Total Ekspor</b>		<b>40 622 301 548</b>	<b>200 452 843 971</b>	<b>11 514 324 050</b>	<b>56 592 827 873</b>

Tabel 4 : Ekspor Indonesia menurut Negara Tujuan  
**Export of Indonesia by Country of Destination**

Mei 2016

May

Kode Negara <i>Country Code</i>	Negara Tujuan <i>Country of Destination</i>	Berat bersih / Net weight (Kg)		Nilai / Value F.O.B. ( U S \$ )	
		Bulan ini <i>Current month</i>	Kumulatif <i>Cum. Jan. to date</i>	Bulan ini <i>Current month</i>	Kumulatif <i>Cum. Jan. to date</i>
(1)	(2)	(3)	(4)	(5)	(6)
JP	JAPAN	3 490 893 950	19 678 719 117	1 188 966 820	6 404 911 433
HK	HONG KONG	720 368 369	4 237 402 906	146 295 881	817 624 226
KP	KOREA, DEM. PEOPLE'S REP.	3 904	133 242	31	87 197
KR	KOREA, REPUBLIC OF	3 246 274 843	17 980 628 477	540 409 846	2 852 148 311
TW	TAIWAN	2 028 241 978	10 629 249 528	299 817 267	1 516 349 154
CN	CHINA	9 770 930 703	42 445 589 218	1 087 582 502	5 601 559 569
MN	MONGOLIA	307 818	876 249	1 145 219	2 613 351
MO	MACAU	137 449	978 090	298 791	3 351 308
PG	PAPUA NEW GUINEA	9 837 739	73 410 196	9 835 811	61 397 944
TH	THAILAND	1 809 358 558	8 820 713 841	437 359 773	2 050 351 420
SG	SINGAPORE	1 786 493 815	8 711 338 437	884 617 070	4 596 494 060
PH	PHILIPPINES	2 041 510 169	7 983 267 549	469 493 573	1 839 092 489
MY	MALAYSIA	2 064 261 314	10 725 107 388	545 342 727	2 775 159 956
MM	MYANMAR	49 703 769	301 395 094	42 543 137	217 150 109
KH	CAMBODIA	227 292 064	779 363 271	33 006 218	171 149 578
BN	BRUNEI DARUSSALAM	14 136 231	40 166 108	8 678 274	48 919 795
LA	LAO PEOPLE'S DEM. REP.	145 925	918 205	346 287	2 562 458
NP	NEPAL	1 053 122	4 092 160	1 401 304	6 588 460
BT	BHUTAN	-	3 168	-	41 426
VN	VIET NAM	480 682 755	1 763 265 434	205 877 043	1 036 746 445
MV	MALDIVES	1 581 988	17 410 319	3 132 408	15 503 692
IN	INDIA	8 839 476 945	45 837 773 455	758 219 566	3 739 000 502
PK	PAKISTAN	256 688 051	1 660 145 498	158 203 879	829 654 365
BD	BANGLADESH	126 117 396	1 632 376 097	83 290 033	532 227 442
LK	SRI LANKA	55 226 077	180 136 864	25 447 095	103 466 156
AF	AFGHANISTAN	460 003	4 190 494	992 401	5 479 326
IQ	IRAQ	8 509 669	33 350 220	6 910 851	33 050 600
IR	IRAN (ISLAMIC REPUBLIC OF)	83 509 072	116 484 142	23 983 815	58 882 496
SA	SAUDI ARABIA	96 770 821	397 209 316	161 631 884	629 785 134
IL	ISRAEL	4 222 341	42 230 915	8 087 857	49 181 063
KW	KUWAIT	5 383 752	28 533 982	12 624 916	61 889 656
JO	JORDAN	32 880 935	81 330 951	10 138 025	40 949 722
LB	LEBANON	4 194 971	35 095 773	4 956 964	35 339 208
PS	PALESTINA	8 208	126 154	17 100	512 261
YE	YEMEN	12 674 967	118 315 410	12 409 152	84 809 732
OM	OMAN	22 039 490	109 502 908	19 266 429	91 565 074
SY	SYRIA ARAB REPUBLIC	5 657 488	12 586 198	2 299 852	9 164 652
TR	TURKEY	40 025 737	371 725 987	86 564 164	460 466 398
AE	UNITED ARAB EMIRATES	53 410 358	358 945 487	126 731 803	679 602 358
QA	QATAR	3 748 792	17 899 621	4 949 053	26 034 120
BH	BAHRAIN	1 693 507	7 676 436	4 333 935	17 851 990
CY	CYPRUS	1 479 874	4 515 378	1 431 165	5 180 759
EG	EGYPT	163 176 610	666 441 100	123 623 818	521 604 969
LY	LIBYAN ARAB JAMAHIRIYA	560 570	5 532 882	1 332 708	9 640 285
MA	MOROCCO	3 330 040	24 553 098	7 027 261	41 359 232
TN	TUNISIA	5 360 566	25 477 211	4 592 214	19 172 904
DZ	ALGERIA	13 987 356	64 579 159	11 730 473	53 092 081
SD	SUDAN	3 083 025	25 879 253	4 488 747	28 483 215
ER	ERITREA	-	119 422	-	139 398
LS	LESOTHO	-	516	-	30 680
NA	NAMIBIA	5 271	135 328	21 808	439 507
ET	ETHIOPIA	1 757 460	15 711 599	3 105 367	20 096 477
TZ	TANZANIA, UNITED REP. OF	26 600 116	96 712 848	20 082 269	68 190 288
MG	MADAGASCAR	3 218 133	23 408 809	2 864 629	17 082 299
SO	SOMALIA	1 519 434	13 503 295	3 143 292	17 084 535
KE	KENYA	21 664 982	115 402 253	17 497 454	82 567 076
RE	REUNION	389 893	2 107 888	812 916	3 766 548
MZ	MOZAMBIQUE	2 338 395	15 653 542	1 683 247	9 969 636
BW	BOTSWANA	20 932	78 352	15 056	76 260
GQ	EQUATORIAL GUINEA	170 040	929 262	199 527	1 013 559
TG	TOGO	3 021 356	17 585 486	3 187 009	16 397 299
GH	GHANA	11 691 001	41 543 585	12 263 329	48 111 989
LR	LIBERIA	809 236	9 310 532	727 327	6 821 782
GN	GUINEA	889 209	17 259 494	937 113	13 597 727
AO	ANGOLA	2 510 117	23 843 550	2 625 015	18 916 261
CG	CONGO	4 195 934	18 341 095	3 781 019	15 443 788
CM	CAMEROON	2 031 557	11 672 341	2 608 772	11 188 330
NG	NIGERIA	30 178 769	130 283 566	28 604 066	125 851 280
SL	SIERRA LEONE	2 727 984	16 337 381	2 290 546	12 406 723
GA	GABON	542 450	3 972 090	546 698	4 739 174
CI	COTE D'IVOIRE	1 806 020	13 771 199	2 504 358	14 088 145
SN	SENEGAL	2 668 231	26 169 395	2 616 262	21 190 195
MR	MAURITANIA	6 239 573	40 980 739	4 555 407	28 213 292
ML	MALI	207 154	1 480 088	462 745	2 409 076
BJ	BENIN	17 794 464	110 922 445	13 906 471	78 220 777
BF	BURKINA FASO	350 110	1 951 608	470 529	5 022 127
GW	GUINEA BISSAU	493 830	1 414 658	336 627	982 131
GM	GAMBIA	730 134	14 949 761	669 853	10 953 316
SC	SEYCHELLES	101 372	647 719	292 936	1 467 927

Tabel 4 : Ekspor Indonesia menurut Negara Tujuan  
**Export of Indonesia by Country of Destination**

Mei 2016

May

Kode Negara <b>Country Code</b>	Negara Tujuan <b>Country of Destination</b>	Berat bersih / Net weight (Kg)		Nilai / Value F.O.B. ( U S \$ )	
		Bulan ini <b>Current month</b>	Kumulatif <b>Cum. Jan. to date</b>	Bulan ini <b>Current month</b>	Kumulatif <b>Cum. Jan. to date</b>
(1)	(2)	(3)	(4)	(5)	(6)
UG	UGANDA	514 810	2 076 005	493 270	2 895 198
CF	CENTRAL AFRICAN REPUBLIC	11 940	31 948	10 110	25 791
NE	NIGER	1 614 120	5 716 714	1 359 588	4 784 444
TD	CHAD	-	76 336	-	568 263
DJ	DJIBOUTI	27 599 501	130 675 491	22 150 409	93 141 522
SH	SAINT HELENA	-	-	-	-
ST	SAO TOME AND PRINCIPE	52 266	131 522	44 181	217 378
SZ	SWAZILAND	24 527	161 259	146 909	642 776
ZA	SOUTH AFRICA	30 062 206	200 090 850	125 941 052	323 864 440
ZW	ZIMBABWE	99 110	232 809	295 443	920 180
ZM	ZAMBIA	14 576	194 007	40 314	984 128
MW	MALAWI	1 457 700	5 371 044	902 624	3 017 100
KM	COMOROS	223 182	1 306 259	162 979	1 082 853
BI	BURUNDI	200	39 765	2 800	126 606
MU	MAURITIUS	3 689 695	16 625 151	3 861 678	18 899 079
RW	RWANDA	262 728	3 732 709	223 479	2 741 565
YT	MAYOTTE	359 360	1 202 668	155 643	788 777
CD	DEMOCRATIC REP. OF THE CONGO	1 479 431	5 033 598	1 600 243	5 080 962
AU	AUSTRALIA	486 495 914	1 693 150 736	348 762 793	1 366 992 042
NZ	NEW ZEALAND	163 091 432	528 844 386	35 989 292	136 776 209
FM	MICRONESIA, FED. STATES OF	28 516	126 658	127 698	240 265
GU	GUAM	61 478	190 281	64 451	465 991
PW	PALAU	18 983	49 509	20 407	132 578
NR	NAURU	8 470	259 712	8 517	125 563
NC	NEW CALEDONIA	365 946	2 736 877	697 664	4 154 726
NU	NIUE	-	41	-	699
MP	NORTHERN MARIANA ISLANDS	28 860	89 988	104 603	245 464
VC	SAINT VINCENT AND THE GRENADINES	-	66 942	-	53 910
VU	VANUATU	157 646	851 563	272 836	1 152 376
WF	WALLIS AND FUTUNA ISLANDS	7 500	32 283	25 806	92 699
IO	BRITISH INDIAN OCEAN TERRITORY	-	31	-	2 115
AS	AMERICAN SAMOA	95 930	340 519	120 370	378 251
CK	COOK ISLANDS	64 374	120 103	35 278	269 391
FJ	FIJI	1 003 669	5 447 001	1 990 924	11 079 025
KI	KIRIBATI	105 643	480 383	146 321	651 068
MH	MARSHALL ISLANDS	21 726	128 522	29 615	174 941
WS	SAMOA	327 689	1 850 502	457 180	2 365 755
SB	SOLOMON ISLANDS	825 130	3 366 326	1 197 861	4 956 739
TO	TONGA	140 367	565 943	209 230	835 175
TV	TUVALU	17 857	17 857	17 275	17 275
CX	CHRISTMAS ISLANDS	628	5 610	685	2 833
TL	EAST TIMOR	32 016 507	186 224 706	18 398 392	92 758 942
US	UNITED STATES	579 167 964	2 701 673 118	1 318 946 833	6 446 612 796
CA	CANADA	19 671 984	104 021 793	61 946 054	284 973 846
MX	MEXICO	85 953 636	230 349 336	69 345 672	341 119 867
GT	GUATEMALA	1 429 484	7 250 638	3 324 521	13 709 253
HN	HONDURAS	654 303	2 677 727	895 514	5 213 578
NI	NICARAGUA	665 327	2 664 576	1 449 109	5 211 649
PA	PANAMA	1 442 590	6 488 484	10 520 516	34 009 923
CU	CUBA	2 624 219	9 950 532	1 893 918	7 545 793
SR	SURINAME	452 017	2 097 263	313 209	1 575 001
CL	CHILE	3 947 031	20 837 407	12 343 961	59 231 276
VE	VENEZUELA	570 208	1 887 201	741 143	7 892 703
AR	ARGENTINA	7 304 879	34 093 545	18 514 032	82 487 145
BR	BRAZIL	45 388 240	228 481 820	82 299 990	403 341 444
CO	COLOMBIA	3 521 113	20 599 103	11 158 027	56 572 050
BO	BOLIVIA	322 037	939 321	1 115 561	3 309 959
UY	URUGUAY	710 751	4 132 916	1 546 238	8 925 918
PY	PARAGUAY	201 036	1 412 816	2 392 746	9 044 513
EC	ECUADOR	2 414 358	10 080 035	6 423 357	23 295 982
PE	PERU	4 724 819	29 238 710	16 829 608	64 311 361
GY	GUYANA	129 129	607 370	125 972	648 097
TT	TRINIDAD AND TOBAGO	500 511	5 291 815	604 494	6 342 854
BS	BAHAMAS	22 424	99 899	40 222	337 984
JM	JAMAICA	1 238 633	6 536 206	1 761 480	6 356 586
PR	PUERTO RICO	403 474	2 270 829	1 833 841	7 632 625
BZ	BELIZE	18 720	298 798	22 230	273 355
DO	DOMINICAN REPUBLIC	1 393 262	7 834 820	4 277 561	19 721 320
SV	EL SALVADOR	407 328	3 352 983	1 047 181	5 228 972
CR	COSTA RICA	1 400 821	8 450 776	6 978 893	20 924 532
HT	HAITI	14 521 549	63 576 651	10 535 866	42 834 494
BB	BARBADOS	117 411	616 676	170 931	969 499
AG	ANTIGUA AND BARBUDA	49 549	113 310	200 927	537 862
AI	ANGUILLA	26 875	31 375	43 403	44 603
AW	ARUBA	39 429	147 551	100 541	457 918
BM	BERMUDA	51 120	228 995	124 131	854 671
CV	CAPE VERDE	44 087	145 238	56 768	186 861
KY	CAYMAN ISLANDS	12 369	15 385	45 788	61 463
DM	DOMINICA	10 506	103 556	15 771	209 194

Tabel 4 : Ekspor Indonesia menurut Negara Tujuan  
*Export of Indonesia by Country of Destination*

Mei 2016

May

Kode Negara <i>Country Code</i>	Negara Tujuan <i>Country of Destination</i>	Berat bersih / Net weight (Kg)		Nilai / Value F.O.B. ( U S \$ )	
		Bulan ini <i>Current month</i>	Kumulatif <i>Cum. Jan. to date</i>	Bulan ini <i>Current month</i>	Kumulatif <i>Cum. Jan. to date</i>
(1)	(2)	(3)	(4)	(5)	(6)
GF	FRENCH GUIANA	11 675	116 123	12 893	92 266
PF	FRENCH POLYNESIA	19 438 613	20 758 187	1 705 776	3 925 232
GL	GREENLAND	150	150	37	37
GD	GRENADA	112 079	316 064	106 168	491 135
MQ	MARTINIQUE	76 152	525 139	209 744	1 256 166
AN	NETHERLANDS ANTILLES	83 350	372 308	285 399	1 277 754
NF	NORFOLK ISLANDS	59 537	104 537	989 580	1 058 636
LC	SAINT LUCIA	7 136	40 216	36 928	177 334
SM	SAN MARINO	2 260	9 213	1 659	10 890
TC	TURKS AND CAICOS ISLANDS	4 072	15 874	142 921	388 955
GP	GUADELOUPE	142 449	675 831	281 281	1 417 789
KN	SAINT KITTS AND NEVIS	-	6 378	-	85 986
VG	VIRGIN ISLANDS (BRITISH)	8 880	732 503	30 369	507 022
VI	U.S. VIRGIN ISLANDS	2 780	98 420	149	40 063
GB	UNITED KINGDOM	41 638 381	203 900 359	130 891 783	639 458 013
NL	NETHERLANDS	299 380 420	1 377 558 757	263 017 992	1 201 902 889
FR	FRANCE	17 164 131	87 459 376	74 736 343	351 641 252
DE	GERMANY, FED. REP. OF	47 896 505	310 162 020	217 514 035	1 067 591 579
AT	AUSTRIA	508 135	2 146 083	3 076 602	12 072 496
BE	BELGIUM	22 478 887	172 844 953	101 718 346	482 745 309
CH	SWITZERLAND	1 069 526	5 019 509	263 455 739	1 293 617 047
LU	LUXEMBOURG	89 002	563 745	2 363 354	6 651 318
MC	MONACO	1 857	8 754	15 734	283 570
DK	DENMARK	9 945 375	37 409 262	19 061 754	79 918 004
NO	NORWAY	1 182 003	25 622 759	5 956 049	37 342 462
SE	SWEDEN	5 094 473	16 907 929	12 583 371	60 583 278
FI	FINLAND	2 941 171	13 307 541	7 643 712	33 527 214
IE	IRELAND	1 393 223	34 131 761	4 868 273	25 817 099
IT	ITALY	157 301 634	1 204 794 270	118 733 161	669 876 120
ES	SPAIN	451 144 229	2 723 820 940	128 669 689	649 900 565
PT	PORTUGAL	4 910 096	23 297 756	14 998 005	65 597 815
IS	ICELAND	7 215	133 092	2 495	201 618
GR	GREECE	8 603 079	40 199 173	12 310 411	60 385 840
VA	VATICAN CITY STATE	-	10	-	385
AD	ANDORRA	-	-	-	-
LI	LIECHTENSTEIN	-	80	-	8
HU	HUNGARY	885 954	4 693 073	4 303 667	21 602 568
PL	POLAND	7 290 997	77 564 367	27 678 899	148 256 318
RO	ROMANIA	4 246 093	26 398 568	6 644 702	40 291 088
BG	BULGARIA	2 827 589	15 998 260	2 911 174	15 424 813
AL	ALBANIA	730 892	4 044 648	1 155 984	4 180 189
AM	ARMENIA	203 941	579 808	352 851	1 095 201
AZ	AZERBAIJAN	28 634	202 428	39 937	409 618
BY	BELARUS	7 605	38 315	103 940	504 870
KZ	KAZAKHSTAN	394 477	1 320 107	517 896	2 005 236
KG	KYRGYZSTAN	190 880	357 375	295 448	565 354
MD	MOLDOVA, REPUBLIC OF	3 414	166 832	3 290	137 349
TJ	TAJIKISTAN	-	237	-	31 520
TM	TURKMENISTAN	155 270	1 529 636	180 388	5 098 905
UA	UKRAINE	78 446 587	182 694 073	59 204 634	130 942 059
UZ	UZBEKISTAN	178 402	950 127	400 537	1 830 948
LT	LITHUANIA	747 730	3 050 240	1 321 878	9 028 374
LV	LATVIA	2 631 899	13 976 588	3 905 345	19 163 772
EE	ESTONIA	1 295 319	6 124 598	2 714 754	15 211 251
GE	GEORGIA	6 887 286	17 489 942	5 655 460	16 930 710
HR	CROATIA	2 207 481	18 646 577	2 655 671	18 819 864
BA	BOSNIA AND HERZEGOVINA	183 682	664 547	343 993	1 187 313
MT	MALTA	327 009	3 650 484	755 818	8 887 062
SK	SLOVAKIA	373 442	1 918 235	4 852 820	26 153 874
SI	SLOVENIA	84 977 872	270 303 289	7 456 377	39 421 570
CZ	CZECH REPUBLIC	703 958	3 612 669	7 362 203	32 698 847
MK	REP. OF MACEDONIA	22 501	124 507	23 086	122 590
RU	RUSSIA FEDERATION	66 068 440	333 307 264	67 465 006	381 398 254
RS	SERBIA	43 957	206 944	196 375	969 924
ME	MONTENEGRO	72 711	1 047 881	101 456	1 148 640
CS	KOSOVO	-	37 865	-	28 173
GG	GUERNSEY	-	120	-	242
JE	JERSEY	-	269	-	513
<b>Total Ekspor</b>		<b>40 622 301 548</b>	<b>200 452 843 971</b>	<b>11 514 324 050</b>	<b>56 592 827 873</b>

Tabel 3 : Ekspor Indonesia menurut Komoditi ( Kode HS 10 digit )  
**Export of Indonesia by Commodity ( 10 digit of HS Code )**

Mei 2016

**May**

Kode H S H S Code	Uraian golongan barang Group description	Berat bersih / Net weight (Kg)		Nilai / Value F.O.B. ( U S \$ )	
		Bulan ini Current month	Kumulatif Cum. Jan. to date	Bulan ini Current month	Kumulatif Cum. Jan. to date
(1)	(2)	(3)	(4)	(5)	(6)
0103100000	Live swine, pure-bred breeding animals	-	1 760	-	5 500
0103920000	Live swine, other than breeding animals, weighing 50 kg or more	2 300 598	10 991 526	4 533 180	21 566 863
0105119000	Live fowls spec Gallus domesticus, weight <=185g,oth than breeding	-	107	-	433
0105949100	Other fowls of the species Gallus domesticus, weight<2000 g	-	90	-	152
0106110000	Live primates, mammals	42	112	3 100	3 174
0106140000	Live rabbits and hares, mammals	-	37	-	230
0106190000	Other live mammals	1 132	4 097	4 424	30 441
0106200000	Live reptiles (including snakes and turtles)	29 881	143 199	201 984	1 019 948
0106320000	Live psittaciformes (including parrots, parakeets,macaws and cockatoos)	189	1 169	27 150	151 339
0106490000	Other live insects	1 008	3 156	20 795	77 869
0106900000	Other live animals	2	2 778	35	204 814
0201200000	Other cuts with bone in of bovine animals, fresh or chilled	-	180	-	74
0203290000	Other meat of swine, frozen	-	270 547	-	584 384
0204220000	Other cuts of sheep, with bone in, fresh or chilled	-	99	-	599
0206900000	Edible offal of sheep, goats, horses, asses, mules or hinnies, frozen	-	1	-	1
0208500000	Meat&edible meat offal of reptile (incl.snake&turtles),fresh,chilld/frozen	12 138	57 685	9 104	83 851
0208901000	Frogs' legs fresh, chilled or frozen	243 681	912 661	1 656 108	5 997 529
0208909000	Meat & edible meat offal of other animal fresh, chilled or frozen	45 467	157 120	146 638	776 451
0210199000	Other meat of swine, salted, in brine, dried or smoked	215	610	55	183
0210930000	Meat&edible,incl.flour & meal,of reptil inc.snake&turtle,salt,in brine,dry/smoke	35 326	289 881	25 535	390 199
0210991000	Freeze dried chicken dice, salt,in brine ,dry/smoke,edible flour and meal of meat	1 530	4 110	27 076	74 099
0301111000	Live freshwater ornamental fish, fry	3 904	21 802	262 996	1 544 377
0301119100	Koi carp (Cyprinus carpio)	10	153	561	15 553
0301119300	Siamese fighting fish (Beta splendens)	191	615	1 912	8 881
0301119510	Red arowanes	4 729	15 300	369 051	1 505 845
0301119590	Arowanes, than not red	1 746	8 747	140 455	640 242
0301119910	Botia (Botia macracantha)	2 038	15 585	31 041	188 394
0301119920	Discus (Symphisodon discus)	4 181	29 168	2 437	19 802
0301119990	Other freshwater ornamental fish, live	41 799	200 207	547 136	2 927 344
0301191000	Live marine ornamental fish, fry	-	3 899	-	1 244
0301199000	Live marine ornamental fish, other than fry	63 442	403 799	698 755	3 246 374
0301920000	Live eels (Anguilla spp.)	266 626	2 490 526	580 761	5 102 404
0301939000	Live carp, other than breeding	1 087	8 151	4 725	31 526
0301991100	Live fry milkfish or lapu-lapu, breeding	29 539	91 393	804 172	2 593 838
0301991900	Live fry milkfish or lapu-lapu, other than breeding	18 756	204 087	110 842	761 572
0301992100	Other live fry fish, for breeding	-	77	-	1 848
0301992900	Other live fry fish, for other than breeding	-	168	-	133
0301993100	Milkfish, breeding	15 530	16 386	21 400	22 623
0301993910	Live kerapu (Cromilepte altiveli; Epinephelus heniochus;Epinephelus Merra)	247 178	1 494 362	1 805 219	11 617 339
0301993990	Other live marine fish	181	24 605	844	24 953
0301994090	Other freshwater fish	15 648	56 507	40 433	128 216

Tabel 3 : Ekspor Indonesia menurut Komoditi ( Kode HS 10 digit )  
**Export of Indonesia by Commodity ( 10 digit of HS Code )**

Mei 2016

**May**

Kode H S H S Code	Uraian golongan barang Group description	Berat bersih / Net weight (Kg)		Nilai / Value F.O.B. ( U S \$ )	
		Bulan ini Current month	Kumulatif Cum. Jan. to date	Bulan ini Current month	Kumulatif Cum. Jan. to date
(1)	(2)	(3)	(4)	(5)	(6)
0302190000	Oth salmonidae fish, excluding fillet, liver and roes, fresh or chilled	10 014	51 774	36 944	180 627
0302210000	Halibut (Pleuronectes platessa), excl. fillets, liver & roes fresh or chilled	-	400	-	400
0302290000	Oth flat fish, excl.fillet,liver & roes fresh or chilled	8 042	26 088	16 084	52 176
0302310000	Albacore/longfinned tunas,excl.fillet, livers and roes, fresh or chilled	-	240	-	912
0302320000	Yellowfin tunas,excl.fillet, livers & roes, fresh or chilled	14 607	620 689	181 770	3 330 754
0302330000	Skipjack or stripe-bellied bonito,excl. fillets,livers & roes,fresh or chilled	51 114	51 580	76 764	77 725
0302340000	Bigeye tunas, excl.fillet,liver & roes fresh or chilled	195 726	845 817	992 407	4 434 070
0302390000	Oth tunas, excl.fillet, livers & roes, fresh or chilled	352 571	1 808 846	2 073 234	10 582 358
0302420000	Anchovies excl.fillet, livers and roes, fresh or chilled	3 915	78 005	2 876	398 638
0302430000	Sardines, excl. fillets, livers & roes, fresh or chilled	-	465	-	1 204
0302460000	Cobia excl.fillet, livers and roes, fresh or chilled	20	20	172	172
0302470000	Swordfish (xiphias gladius) excl.fillet, livers and roes, fresh or chilled	-	745	-	375
0302590000	Other marine fish excl.fillet, livers and roes, fresh or chilled	29 350	29 920	58 700	60 980
0302721000	Yellowtail catfish, excl.fillet, livers and roes, fresh or chilled	12 725	61 318	25 408	117 191
0302729020	Catfish, excl.fillet, livers and roes, fresh or chilled	-	28 283	-	47 084
0302729090	Other catfish, excl.fillet, livers and roes, fresh or chilled	1 035	5 030	1 110	7 487
0302740000	Eels, excl. fillets, livers and roes, fresh or chilled	621	5 234	890	5 819
0302810000	Dogfish & oth sharks, excl. fillets, livers and roes, fresh or chilled	264	1 554	289	2 160
0302820000	Rays and skates, excl.fillet, livers and roes, fresh or chilled	22 693	401 329	22 534	415 619
0302891400	Savalai hairtails, etc., excl.fillet, livers and roes, fresh or chilled	3 010	245 466	20 664	583 411
0302891710	Silver pomfrets excl.fillet, livers and roes, fresh or chilled	81 940	417 879	300 940	1 421 642
0302891720	Black pomfrets excl.fillet, livers and roes, fresh or chilled	19 114	177 583	42 966	392 962
0302891800	Mangrove red snappers, excl.fillet, livers and roes, fresh or chilled	38 224	234 280	73 594	412 455
0302891910	Kerapu, excl.fillet, livers and roes, fresh or chilled	216 868	1 303 828	468 010	2 841 755
0302891930	Mackerel excl.fillet, livers and roes, fresh or chilled	264 679	1 254 807	720 476	3 792 863
0302891990	Other marine fish excl.fillet, livers and roes, fresh or chilled	3 006 845	15 946 797	4 400 742	23 120 757
0302892600	Indian threadfins and silver grunts, excl.fillet,livers&roes,fresh/chilled	274 860	869 530	467 630	1 519 598
0302892900	Other fish of not marine fish, excl. fillets, livers&roes, fresh or chilled	307 980	495 776	474 991	693 102
0303190000	Other salmonidae, excl.fillet, livers and roes, frozen	89 050	310 341	117 569	457 337
0303240000	Catfish, excl.fillet, livers and roes, frozen	235 714	1 151 429	411 646	1 987 694
0303260000	Eels, excl.fillet, livers & roes, frozen	408 441	2 465 596	1 080 478	6 070 301
0303290000	Nile perch and snakeheads, excl.fillet, livers and roes, frozen	24 500	48 195	39 200	76 619
0303390000	Oth flat fish, excl.fillet, livers & roes, frozen	364 466	2 225 348	389 070	2 232 546
0303410000	Albacore/longfinned tunas,excl.fillet, livers and roes, frozen	589 004	1 891 030	1 777 312	5 595 094
0303420000	Yellowfin tunas, excl.fillet, liver & roes, frozen	291 588	2 540 379	1 250 438	6 287 826
0303430000	Skipjack or stripe-bellied bonito, excl. fillets, livers and roes, frozen	2 825 919	9 497 275	4 237 925	13 588 196
0303440000	Bigeye tunas, excl.fillet, livers and roes, frozen	86 500	126 799	161 965	236 008

Tabel 3 : Ekspor Indonesia menurut Komoditi ( Kode HS 10 digit )  
**Export of Indonesia by Commodity ( 10 digit of HS Code )**

Mei 2016

**May**

Kode H S <i>H S Code</i>	Uraian golongan barang <i>Group description</i>	Berat bersih / Net weight (Kg)		Nilai / Value F.O.B. ( U S \$ )	
		Bulan ini <i>Current month</i>	Kumulatif <i>Cum. Jan. to date</i>	Bulan ini <i>Current month</i>	Kumulatif <i>Cum. Jan. to date</i>
(1)	(2)	(3)	(4)	(5)	(6)
0303460000	Southern bluefin tunas, excl.filletts, livers and roes, frozen	2 550	6 650	30 600	69 645
0303490000	Oth tunas, excl.filletts,livers & roes, frozen	572 756	2 151 052	1 129 951	4 498 494
0303530000	Sardines, sardinella, brisling or sparts excl.filletts, livers and roes, frozen	-	108 554	-	89 134
0303540010	Mackerel, excl.filletts, livers and roes, frozen	214 549	2 329 680	427 336	4 738 983
0303560000	Cobia, excl.filletts, livers and roes, frozen	40 103	247 858	52 576	406 191
0303570000	Swordfish (xiphias gladius), excl.filletts,livers and roes,frozen	383 865	1 570 945	1 466 747	7 023 258
0303690000	Other marine fish, excl.filletts, livers and roes, frozen	171 734	868 735	274 915	1 902 522
0303810000	Dogfish and other sharks, excl.filletts, livers and roes, frozen	76 664	354 393	112 510	902 610
0303820000	Rays and sakes, excl.filletts, livers and roes, frozen	26 890	324 576	64 115	579 390
0303840000	Seabass, excl.filletts, livers and roes, frozen	19 005	19 005	19 005	19 005
0303891300	Bluntnose lizardfish, excl.filletts, livers and roes, frozen	46 500	793 361	46 500	814 956
0303891400	Savalai hairtails, excl.filletts, livers and roes, frozen	3 266 032	16 988 514	4 671 785	26 990 870
0303891510	Indian mackarel, excl.filletts, livers and roes, frozen	422 232	1 249 880	780 967	2 363 196
0303891520	Island mackarel, excl.filletts, livers and roes, frozen	-	12 211	-	16 795
0303891600	Torpedo scads,spotted sicklefish&great barracuda,excl fillet,liver&roes,frozen	1 966	25 534	1 491	38 167
0303891710	Silver pomfrets, excl.filletts, livers and roes, frozen	117 657	611 773	199 354	1 617 848
0303891720	Black pomfrets, excl.filletts, livers and roes, frozen	559 300	2 316 570	1 108 244	4 602 250
0303891800	Mangrove red snappers, excl.filletts, livers and roes, frozen	554 601	1 770 179	1 636 828	5 694 172
0303891910	Kerapu(cromilepte altivelis,epinephelus) excl.filletts,livers and roes,frozen	67 889	319 110	164 473	1 000 856
0303891920	Marlin, excl.filletts, livers and roes, frozen	78 329	108 103	97 559	169 046
0303891930	Mackarel excl.filletts, livers and roes, frozen	1 122 272	3 893 702	2 208 632	7 508 014
0303891940	Indo-pacific sailfish, excl.filletts, livers and roes, frozen	-	43 502	-	76 650
0303891990	Other marine fish, excl.filletts, livers and roes, frozen	1 964 191	8 138 812	2 978 381	13 175 356
0303892400	Snakeskin gourami, excl.filletts, livers and roes, frozen	-	1 300	-	2 973
0303892600	Indian threadfins, excl.filletts, livers and roes, frozen	785 058	3 077 096	1 058 134	3 978 435
0303892800	Wallago, excl.filletts, livers and roes, frozen	4 515	6 990	4 219	9 296
0303892900	Other fish, not marine fish, excl.filletts, livers and roes, frozen	3 991 189	15 251 659	5 829 965	22 792 144
0303901000	Livers of fish, frozen	-	8	-	38
0303902000	Roes of fish, frozen	15 555	42 617	251 169	561 773
0304310000	Tilapias fillets (whether or not minced), fresh or chilled	-	19 570	-	91 979
0304320090	Other catfish fillets (whether or not minced), fresh or chilled	1 464 743	2 765 962	1 470 703	2 955 507
0304390000	Carp, eels and snakeheads fillets (whether/not minced), fresh or chilled	41 382	155 565	213 804	1 146 942
0304440000	Filletts of fish of the families bregmacerotidae, etc., fresh or chilled	18 200	18 200	93 673	93 673
0304450000	Swordfish (Xiphias gladius) fillets, fresh or chilled	48 425	191 683	25 883	93 083
0304490000	Filletts of other fish, fresh or chilled	19 890	97 827	214 342	824 920
0304540000	Swordfish meat (whether or not minced), fresh or chilled	-	35 284	-	156 530
0304590000	Other fish meat (whether or not minced), fresh or chilled	-	19 787	-	118 997
0304610000	Tilapias fillets, frozen	939 131	4 910 990	5 144 748	30 221 983
0304620090	Other catfish fillets, frozen	-	1 656	-	1 535
0304690000	Carp, eels, and snakeheads fillets, frozen	16 952	175 063	109 053	841 012
0304810090	Frozen fillets of Pacific, Atlantic and Danube salmon, not red salmon	50 240	260 261	355 986	1 695 883
0304820000	Frozen fillets of trout	-	28 566	-	446 535
0304840000	Frozen fillets of swordfish	306 287	1 274 176	2 123 940	8 290 908
0304870000	Frozen fillets of tunas, skipjack or stripe-bellied bonito	1 393 074	5 238 676	10 241 609	35 688 020
0304890000	Frozen fillets of other fish	1 290 926	6 401 316	6 156 919	29 726 086



Tabel 3 : Ekspor Indonesia menurut Komoditi ( Kode HS 10 digit )  
**Export of Indonesia by Commodity ( 10 digit of HS Code )**

Mei 2016

**May**

Kode H S H S Code	Uraian golongan barang Group description	Berat bersih / Net weight (Kg)		Nilai / Value F.O.B. ( U S \$ )	
		Bulan ini Current month	Kumulatif Cum. Jan. to date	Bulan ini Current month	Kumulatif Cum. Jan. to date
(1)	(2)	(3)	(4)	(5)	(6)
0304910000	Swordfish (xiphias gladius) meat (whether or not minced), frozen	27 748	50 772	127 378	253 174
0304990010	Meat of tuna loin and skipjack, (whether or not minced), frozen	631 520	2 625 198	4 596 825	17 792 249
0304990090	Meat of other fish, (whether or not minced), frozen	2 871 882	16 627 604	7 705 665	45 128 940
0305100000	Flours, meals, and pellets of fish, fit for human consumption	-	200	-	2 370
0305201000	Livers & roes of freshwater fish, dried, smoked, salted or in brine	14 107	29 382	12 281	36 005
0305209000	Livers&roes of fish, oth than freshwater fish, dried, smoked, salted/in brine	376 767	1 504 321	542 020	3 226 570
0305399000	Fish fillets, dried,salted,but not smoked	323	104 383	3 125	240 425
0305490000	Other fish, smoked, incl.fillets, other than edible fish offal	422 182	1 522 082	1 542 254	5 959 315
0305592000	Marine fish, dried, other than edible fish offal, salted/unsalted, not smoked	23 273	65 178	84 417	322 605
0305599000	Fish,not marine fish,dried,oth thn edble fish offal,saltd/unsaltd,not smokd	285 349	1 164 655	538 155	2 806 081
0305630000	Anchovies, salted but not dried/smoked & in brine, other than edible fish offal	89 306	550 316	486 373	4 179 808
0305691010	Mackerel, salted but not dried/smoked & in brine, other than edible fish offal	-	7 500	-	3 533
0305691090	Other marine fish, salted but not dry/smokd&in brine,not edible fish offal	58 860	99 480	58 063	95 435
0305699000	Fish,not marine fish,saltd,not dry/smokd&in brine,not edible fish offal	17 178	218 971	65 973	1 093 428
0305710000	Shark fins, fit for human consumption	15 604	87 118	252 449	1 107 980
0305721000	Fish maws, fit for human consumption	10 644	40 385	52 182	202 288
0305729000	Fish head and tails, fit for human consumption	4 808	12 267	16 277	39 036
0305790090	Other edible fish offal, fit for human consumption	9 500	43 301	22 186	153 287
0306110000	Rock lobsters and other sea crawfish, frozen, fit for human consumption	54 068	214 181	457 364	1 399 762
0306120000	Lobsters, frozen, fit for human consumption	7 550	64 260	33 637	254 312
0306141000	Soft shell crabs, frozen, fit for human consumption	85 973	344 042	364 963	907 789
0306149000	Other crabs, frozen, fit for human consumption	384 428	882 682	2 355 551	7 472 791
0306160000	Cold water shrimps and prawns, frozen, fit for human consumption	136 759	1 117 751	1 167 976	10 620 540
0306171010	Giant tiger prawns with head, frozen, fit for human consumption	96 005	319 849	533 071	1 615 352
0306171020	Giant tiger prawns headless, frozen, fit for human consumption	507 839	2 341 349	8 462 724	36 650 814
0306171090	Other giant tiger prawns, frozen, fit for human consumption	1 202 462	6 747 423	11 746 912	65 127 112
0306172010	Whiteleg shrimps with head, frozen, fit for human consumption	5 382	33 408	48 391	315 891
0306172020	Whiteleg shrimps headless with tail, frozen, fit for human consumption	3 645 247	14 171 201	31 304 151	121 969 037
0306172030	Whiteleg shrimps headless without tail, frozen, fit for human consumption	1 306 028	6 080 292	11 123 016	53 595 670
0306172090	Other whiteleg shrimps, frozen, fit for human consumption	4 654 873	23 065 505	42 028 343	196 305 385
0306179000	Other shrimps and prawns, frozen, fit for human consumption	745 438	3 175 776	5 036 914	24 037 660
0306190000	Other crustac,incl flours,meals&pellets of crustac,fit for human consump,frozen	416 735	1 907 324	3 609 136	16 908 096
0306211000	Rock lobsters and other sea crawfish, breeder	28	926	920	12 393
0306212000	Rock lobsters and other sea crawfish, oth.than breeder, live	53 992	380 166	765 780	4 423 310
0306213000	Rock lobsters and other sea crawfish, fresh or chilled, not frozen	7 070	37 712	15 241	68 720
0306219900	Oth rock lobsters & other sea crawfish not in airtight containers, not frozen	-	566	-	12 271
0306221000	Lobsters (homarus spp), breeder	71	934	1 297	26 022
0306222000	Lobsters (homarus spp),oth than breeder ,live	96 159	593 463	1 540 960	11 250 389

Tabel 3 : Ekspor Indonesia menurut Komoditi ( Kode HS 10 digit )  
**Export of Indonesia by Commodity ( 10 digit of HS Code )**

Mei 2016

**May**

Kode H S H S Code	Uraian golongan barang Group description	Berat bersih / Net weight (Kg)		Nilai / Value F.O.B. ( U S \$ )	
		Bulan ini Current month	Kumulatif Cum. Jan. to date	Bulan ini Current month	Kumulatif Cum. Jan. to date
(1)	(2)	(3)	(4)	(5)	(6)
0306223000	Lobsters (homarus spp), fresh/chilled, not frozen	12	1 081	133	9 707
0306229100	Lobsters (homarus spp), in airtight containers, dried	47	87 900	24	44 155
0306241000	Crabs, live	657 053	3 458 602	2 790 723	16 040 769
0306242000	Crabs, fresh or chilled	120 881	496 284	273 170	1 954 309
0306249100	Crabs, dried, in airtight container, not frozen	21 656	61 933	326 358	1 019 558
0306249910	Crabs, dried, boiled, in airtight container, not frozen	45 501	311 091	711 176	4 024 805
0306249990	Crabs, dried, not boiled, not in airtight container, not frozen	500	4 437	3 500	90 443
0306261000	Cold-water shrimps and prawns, breeder	-	400	-	207
0306262000	Cold-water shrimps and prawns, other than breeder, live	1 112	10 216	13 600	81 865
0306263000	Cold-water shrimps and prawns, fresh or chilled	255 372	845 561	759 883	2 448 247
0306264900	Cold-water shrimps and prawns, dried in oth than airtight containers	21 195	45 875	90 966	202 808
0306271200	Whiteleg shrimps, breeder	-	4	-	146
0306271900	Other shrimps and prawns, breeder	419	2 048	14 498	87 237
0306272200	Whiteleg shrimps, other than breeder, live	-	198	-	176 902
0306272900	Other shrimps and prawns, other than breeder, live	6 049	29 494	36 858	178 746
0306273100	Giant tiger prawns, fresh or chilled, not frozen	60	430	150	746
0306273200	Whiteleg shrimps, fresh or chilled, not frozen	429 288	780 780	3 171 215	5 689 617
0306273900	Other shrimps and prawns, fresh or chilled, not frozen	89 862	446 486	121 359	726 313
0306274900	Other shrimps and prawns, dried, in oth than airtight containers, not frozen	1 800	139 447	5 342	328 509
0306279900	Oth shrimps and prawns, in other than airtight containers, not frozen	8 500	8 500	5 300	5 300
0306291000	Other crustaceans, live	291	7 837	1 910	13 596
0306293000	Crustaceans, flours, meal and pellets	-	58	-	51
0306299900	Crustaceans, flours, meal and pellets, in other than airtight containers	-	360	-	1 425
0307111000	Oysters, live	142	6 314	238	26 390
0307192000	Oysters, smoked	-	1 465	-	1 465
0307193000	Oth crustaceans, molluscs & oth.aquatic invertebrates, prepared or preserved	-	7 353	-	12 816
0307211000	Scallops, live	80 734	411 234	261 204	1 218 910
0307212000	Scallops, fresh or chilled	24 597	288 287	23 146	259 779
0307291000	Scallops, frozen	47 053	191 408	69 160	227 093
0307292000	Scallops, dried, salted or in brine, smoked	4 074	21 500	19 373	84 286
0307311000	Mussels, live	19 810	36 633	21 969	59 065
0307391000	Mussels, frozen	29 224	78 813	114 460	277 845
0307412000	Cuttle fish and squid, fresh or chilled	7 020	57 209	13 340	113 322
0307491000	Cuttle fish and squid, frozen	8 418 730	42 318 800	20 235 031	102 141 100
0307492000	Cuttlefish and squid, dried, salted or in brine	1 529	17 145	1 529	27 229
0307591000	Octopus, frozen	1 536 521	7 387 060	6 095 494	27 824 609
0307601000	Snails, other than sea snails, live	118 030	493 712	248 580	910 239
0307602000	Snails, other than sea snails, fresh, chilled or frozen	223 542	747 806	659 537	1 750 576
0307711000	Clams, cockles and ark shells, live	-	9	-	37
0307712000	Clams, cockles and ark shells, fresh or chilled	-	4 540	-	9 411
0307791000	Clams, cockles and ark shells; frozen	-	28 470	-	42 705
0307891000	Abalone (Haliotis spp); not live, fresh or chilled; frozen	-	36	-	90
0307911000	Oth molluscs;incl flours, meals&pellets, for human consumption, live	10 167	44 163	36 240	124 288
0307912000	Oth molluscs;incl flours, meals&pellets, for human consumption, fresh/chilled	47	107	972	1 675
0307991000	Oth molluscs;incl flours, meals&pellets, for human consumption, frozen	3 888	43 269	16 481	101 642
0307992000	Oth molluscs;for human consumption;not live,fresh/chilled;dried, salted, brined	-	37	-	1 480
0307999000	Oth molluscs, for human consumption; oth than frozen & dried	2 077	31 394	15 468	152 153
0308191000	Sea cucumbers (Stichopus japonicus, Holothurloidea), frozen	-	15 000	-	7 875
0308192000	Sea cucumbers (Stichopus japonicus, Holothurloidea), dried, salted/brined	114 231	607 835	589 231	2 918 073

Tabel 3 : Ekspor Indonesia menurut Komoditi ( Kode HS 10 digit )  
**Export of Indonesia by Commodity ( 10 digit of HS Code )**

Mei 2016

**May**

Kode H S H S Code	Uraian golongan barang Group description	Berat bersih / Net weight (Kg)		Nilai / Value F.O.B. ( U S \$ )	
		Bulan ini Current month	Kumulatif Cum. Jan. to date	Bulan ini Current month	Kumulatif Cum. Jan. to date
(1)	(2)	(3)	(4)	(5)	(6)
0308211000	Sea urchins (strongylo/paracentrotus, loxechins albs, echichins esculnts) live	10	269	208	3 366
0308291000	Sea urchins, frozen	-	3	-	53
0308301000	Jellyfish (Rhopilema spp.), live	3 516	15 753	17 951	103 979
0308302000	Jellyfish (Rhopilema spp.), fresh or chilled	4 680	56 205	8 103	107 432
0308304000	Jellyfish (Rhopilema spp.), dried, salted or in brine	217 627	2 451 107	264 876	2 471 089
0308901000	Oth aquatic invertebrates oth than crustaceans and molluscs, live	34 351	217 356	200 876	1 055 786
0308902000	Oth aquatic invertebrates oth than crustaceans and molluscs, fresh/chilled	702	2 762	10 423	36 668
0308903000	Oth aquatic invertebrates oth than crustaceans and molluscs, frozen	40	116	29	526
0308909000	Flours, meals, pellets oth than crustaceans&molluscs	6 330	35 077	40 822	273 551
0401101000	Milk&cream of a fat <=1%, not added sugar/sweet,not concentrate, liquid form	52 567	295 351	37 036	203 566
0401109000	Milk&cream of a fat <=1%, not added sugar/sweet, not in liquid form	953	26 466	385	158 866
0401201000	Milk&cream of 1%?a fat_6%, not added sugar/sweet,not concentrate, liquid form	481 883	2 601 835	328 344	1 692 455
0401209000	Milk&cream of 1%?a fat_6%, not added sugar/oth sweet, not in liquid form	-	951	-	572
0401401000	Milk&cream of 6%?a fat_10%, not added sugar/sweet,not concentrate, liquid form	1 510	92 576	2 318	84 321
0401402000	Milk&cream of 6%?a fat_10%, not added sugar/sweet, in frozen form	-	72 687	-	12 180
0401409000	Milk&cream of 6%?a fat_10%, not added sugar/sweet, in other form	9 105	122 029	27 575	416 641
0401501000	Milk and cream of a fat >10%, not added sugar/sweet,not concentrate, liquid form	27 435	156 607	40 903	198 007
0401509000	Milk and cream of a fat >10%, not added sugar/sweet, not in liquid form	-	7 450	-	24 964
0402104900	Milk&cream of fat_1,5%,in solid form, no added sugar/sweet, containr weight?20 kg	110 051	420 663	478 290	1 823 389
0402109100	Milk&cream of fat_1,5%,in solid form, added sugar/sweet, containr weight_20 kg	-	25	-	76
0402109900	Milk&cream of fat_1,5%,in solid form, added sugar/sweet, containr weight?20 kg	10 975	76 672	59 802	245 905
0402219000	Milk&cream fat >1,5%,in solid form, not added sugar/sweet, containr weight?20 kg	399 140	1 275 880	1 330 732	3 892 435
0402299000	Milk&cream fat >1,5%,in solid form, added sugar/sweet, containr weight?20 kg	1 774	19 097	11 141	129 289
0402990000	Other milk&cream, containing added sugar/other sweetening	30 426	1 425 924	59 558	1 825 031
0403102000	Yoghurt in liquid form,whether/not condensed,contain flavour/not	72 659	825 821	65 331	707 310
0403109000	Yoghurt in not liquid form, contain fruits,nuts, cocoa, flavour/not	26 692	119 167	32 029	135 569
0403901000	Buttermilk, concentrated/add sugar/sweet containing fruits,nuts, cocoa, flavour/n	912	1 595	1 000	4 974
0403909000	Curdled milk&cream,kephir&oth fermented/ acidified milk&cream	218 794	1 836 047	278 157	2 557 738
0404100000	Whey&modified whey, whether/not concentrated/added sugar/sweet	1 405	145 606	8 698	145 584
0404900000	Products consist natural milk;whether/ not added sugar/sweet, n.e.s/included	511	2 576	252	9 805
0405100000	Butter	8 127	26 072	33 764	88 188
0405901000	Anhydrous butterfat	-	2 472	-	3 918
0405909000	Other fats and oils derived from milk	-	380	-	7 787
0406101000	Fresh (unripened or uncured) cheese, including whey cheese	1 809	6 595	7 599	21 019
0406102000	Curd	-	80	-	264
0406201000	Grated/powdered cheese,of all kinds, in packages of a gross weight >20 kg	-	100	-	859

Tabel 3 : Ekspor Indonesia menurut Komoditi ( Kode HS 10 digit )  
**Export of Indonesia by Commodity ( 10 digit of HS Code )**

Mei 2016

**May**

Kode H S H S Code	Uraian golongan barang Group description	Berat bersih / Net weight (Kg)		Nilai / Value F.O.B. ( U S \$ )	
		Bulan ini Current month	Kumulatif Cum. Jan. to date	Bulan ini Current month	Kumulatif Cum. Jan. to date
(1)	(2)	(3)	(4)	(5)	(6)
0406209000	Grated/powdered cheese,of all kinds, in packages of a gross weight _ 20 kg	1 560	1 033 103	6 453	29 945
0406300000	Processed cheese,not grated or powdered	39 131	154 517	137 596	525 281
0406900000	Other cheese	12 934	57 702	33 663	185 120
0407110000	Fertilised eggs for incubation of fowls of the species Gallus domesticus	-	14 700	-	170 654
0409000000	Natural honey	25 384	60 771	33 065	113 071
0410001000	Birds' nests, edible	88 419	371 216	13 529 359	57 245 526
0501000000	Human hair, unworked, whether or not washed or scoured; waste of human hair	9 587	37 433	116 143	444 357
0505101000	Duck feathers and down, of a kind used for stuffing	57 312	227 060	40 970	166 951
0505109000	Feathers and down other than duck, of a kind used for stuffing	-	130	-	37 523
0505901000	Duck feathers and down, used other than for stuffing	75 877	261 140	75 513	279 574
0505909000	Other skins&parts of birds; powder&waste of feather, used oth than for stuffing	3 200	12 344	18 700	78 153
0506100000	Ossein and bones treated with acid	153	568	133	4 036
0506900000	Other bones & horn-cores, degelatinised; powder and waste of these products	127 031	256 958	67 673	174 061
0507109000	Ivory oth than Rhinoceros horns; ivory powder and waste thereof	-	45	-	156
0507909000	Whalebone and whalebone hair, unworked/ simply prepared & waste thereof	-	275	-	3 472
0508001000	Coral&similar material,unworked/simply prepared but not otherwise worked	83 810	411 667	477 027	2 450 698
0508002000	Shells of molluscs, crustaceans/ echinoderms,unworked/simply prepared/not	140 490	496 601	63 021	261 368
0508009000	Cuttle-bone,unworked/simply prepared not cut to shape,powder&waste thereof	1 110 592	4 426 600	503 843	1 998 414
0510009000	Ambergris,castoreum,civet; bile; glands& oth animal prod used in pharmaceutical	-	300	-	2 400
0511910010	Dead animals of fish/crustaceans,mollusc /oth aquatic inverteb,not human consumpt	-	80 000	-	38 216
0511910040	Fish skin	10 038	436 786	83 347	610 095
0511910050	Karapas	887	987	147 590	149 856
0511910090	Oth product of fish or crustaceans, molluscs or oth.aquatic invertebrates	65 281	127 834	187 882	784 522
0511993000	Natural sponges	2 122	3 246	1 888	5 735
0511999000	Other animal products not elsewhere specified or included	-	370	-	33 540
0601100000	Bulbs, tubers, tuberous roots, corms, crowns & rhizomes, dormant	210	10 210	675	53 475
0601209000	Bulbs,tubers,tuberous roots, corms, crowns & rhizomes, in growth/in flower	204 808	1 103 072	145 452	1 467 878
0602109000	Unrooted cutting and slips of oth plants	203 606	978 435	414 218	2 004 220
0602200000	Trees, shrubs & bushes, grafted or not, of kinds which bear edible fruit or nuts	36 000	42 996	8 650	20 152
0602901000	Rooted orchid cuttings and slips	2 361	13 940	21 034	122 467
0602907000	Leatherleaf ferns	-	37 200	-	22 758
0602909000	Other live plants (incl their roots), cuttings&slips; mushroom spawn	11 520	41 637	17 864	121 658
0603110000	Roses, fresh flowers of a kind suitable for bouquets/ornamental purpose	4 835	22 854	42 004	192 682
0603130000	Orchids, fresh flowers of a suitable for bouquets/ornamental purpose	2 000	5 000	13 600	27 100
0603140000	Chrysanthemums, fresh flowers of a kind suitable for bouquets/ornamental purpose	1 988	13 681	32 538	215 239
0603150000	Lilies (Lilium spp.), fresh flowers of a kind suitable for bouquets/ornamental	-	658	-	73 286
0603190000	Other fresh flowers of a kind suitable for bouquets/ornamental purpose	38 890	411 817	119 345	2 439 413
0603900000	Cut flowers&flower cuds for bouquets/ ornamental,dried,dyed,bleached,impregnat	135 661	863 091	104 883	674 342

Tabel 3 : Ekspor Indonesia menurut Komoditi ( Kode HS 10 digit )  
**Export of Indonesia by Commodity ( 10 digit of HS Code )**

Mei 2016

**May**

Kode H S H S Code	Uraian golongan barang Group description	Berat bersih / Net weight (Kg)		Nilai / Value F.O.B. ( U S \$ )	
		Bulan ini Current month	Kumulatif Cum. Jan. to date	Bulan ini Current month	Kumulatif Cum. Jan. to date
(1)	(2)	(3)	(4)	(5)	(6)
0604209000	Foliage,branches&oth parts of plants, grasses,for bouquets/ornamental, fresh	339 357	916 234	303 323	1 297 401
0604901000	Mosses&lichens, for bouquets/ornamental, oth than fresh	7 224	9 424	40 524	53 160
0604909000	Foliage,branches&oth part plant,grasses, for bouquets/ornamental,oth than fresh	2	15 002	28	3 362
0701900000	Potatoes, other than seed , fresh or chilled	326 681	1 857 468	167 020	991 401
0702000000	Tomatoes, fresh or chilled	29 671	141 958	53 319	257 854
0703101900	Onions,oth.than bulbs for propagation, fresh or chilled	530	725	190	461
0703102900	Shallots,oth than bulbs for propagation, fresh/chilled	2 106	2 407	583	2 763
0703209000	Garlic,oth than bulbs for propagation, fresh/chilled	67 000	80 434	22 469	25 994
0703909000	Leeks&oth alliaceous vegetables,oth than bulbs for propagation, fresh/chilled	6	549	3	563
0704101000	Cauliflowers, fresh or chilled	-	140	-	72
0704102000	Headed broccoli, fresh or chilled	6	44	8	20
0704901100	Cabbages, round (drumhead), fresh or chilled	4 072 798	24 107 473	762 383	4 653 160
0704901900	Cabbages, oth than round (drumhead), fresh or chilled	253 037	1 252 083	60 829	254 546
0704909000	Kohlrabi, kale and similar edible brassicas, fresh or chilled	203 455	472 367	41 471	148 859
0705190000	Other lettuce, fresh or chilled	98 160	531 451	83 287	471 519
0706101000	Carrots, fresh or chilled	320	4 738	24	879
0706102000	Turnips, fresh or chilled	13 930	65 878	7 319	36 681
0706900000	Salad beetroot,salsify,celeriac,radishes & similar edible roots,fresh/chilled	520	2 227	265	1 086
0707000000	Cucumbers and gherkins, fresh/chilled	880	4 231	1 635	7 627
0708100000	Peas (Pisum sativum), shelled/unshelled, fresh/chilled	1 104	35 771	3 901	127 368
0708201000	French beans, shelled/unshelled, fresh/ chilled	141 660	674 479	127 818	647 261
0708202000	Long beans, shelled/unshelled, fresh/ chilled	573	1 751	1 461	5 813
0708209000	Oth beans, shelled/unshelled, fresh/ chilled	21 306	249 850	40 868	236 274
0708900000	Other leguminous vegetables, shelled/ unshelled, fresh or chilled	30 086	508 972	27 119	303 559
0709200000	Asparagus, fresh or chilled	22	54	258	613
0709300000	Aubergines (egg-plants),fresh/chilled	31 418	173 973	52 122	233 196
0709400000	Celery oth than celeriac,fresh/chilled	700	1 810	1 277	3 271
0709510000	Mushrooms of the genus Agaricus, fresh or chilled	12 884	84 688	58 405	297 568
0709601000	Chillies (fruits of genus Capsicum), fresh or chilled	31 354	115 659	56 992	204 122
0709609000	Oth fruits of the genus Capsicum or of the genus Pimenta, fresh or chilled	83 287	138 981	36 542	62 589
0709930000	Pumpkins,aquash&gourds (Cucurbita spp.), fresh or chilled	117 334	286 383	20 858	73 165
0709990000	Other vegetables, fresh or chilled	21 412	120 582	15 823	112 518
0710100000	Potatoes (uncooked or steamed/boiled cooked), frozen	166 070	624 374	235 861	733 974
0710210000	Peas (Pisum sativum), shelled/unshelled, uncooked or steamed/boiled, frozen	1	1	13	13
0710220000	Beans (Vigna spp,Phaseolus spp), shelled /unshelled,uncooked/steamed/boil, frozen	3 000	112 568	5 917	201 191
0710290000	Other leguminous vegetables, shelled/ unshelled, uncooked/steamed/boil,frozen	738 873	2 191 934	1 390 760	4 154 385
0710400000	Sweet corn, uncooked/steamed/boiled, frozen	50 833	452 498	50 771	534 512
0710800000	Other vegetables,uncooked/steamed/ boiled, frozen	197 075	1 041 468	387 225	1 986 593
0710900000	Mixtures of vegetables,uncooked/steamed/ boiled, frozen	7 550	28 308	25 922	63 597
0711519000	Mushrooms of the genus agaricus, preserved in oth preservative solutions	4 352	30 305	20 312	143 423
0711901000	Sweet corn, provisionally preserved	54	28 032	54	37 767
0711902000	Chillies (fruits of genus Capsicum), provisionally preserved	90	1 260	838	4 879
0711909000	Other vegetables,provisionally preserved oth than by sulphur dioxide gas	5 817	196 551	3 733	132 973
0712200000	Onios, dried, whole, cut, sliced ,broken /in powder, but not further prepared	204	204	920	920
0712320000	Wood ears (Auricularia spp),dried,whole, broken/powder, but not further prepared	248	556	56	271

Tabel 3 : Ekspor Indonesia menurut Komoditi ( Kode HS 10 digit )  
**Export of Indonesia by Commodity ( 10 digit of HS Code )**

Mei 2016

**May**

Kode H S H S Code	Uraian golongan barang Group description	Berat bersih / Net weight (Kg)		Nilai / Value F.O.B. ( U S \$ )	
		Bulan ini Current month	Kumulatif Cum. Jan. to date	Bulan ini Current month	Kumulatif Cum. Jan. to date
(1)	(2)	(3)	(4)	(5)	(6)
0712399000	Other mushrooms,dried,whole,cut,slice, broken/powder,but not further prepared	2 870	9 812	21 709	33 356
0712901000	Garlic,dried,whole,cut,sliced,broken/ in powder,but not further prepared	26	143	87	214
0712909000	Oth vegetables/mix of vegetables,dried, whole,broken/powd,but not further prepar	204 830	610 371	282 940	1 156 268
0713319000	Beans (Vigna mungo hepper/Vigna radiata wilczek),dried,shelled,oth than sowing	73 770	1 145 953	65 359	1 038 755
0713329000	Small red(Adzuki) beans dried,shelled, whether/not skinned, oth than for sowing	-	105	-	352
0713331000	Kidney beans,incl white pea beans,dried, shelled,whether/not skinned, for sowing	-	98	-	46
0713339000	Kidney beans,incl white pea beans,dried, shelled, oth than for sowing	728	1 498	716	1 237
0713391000	Oth beans, dried, shelled, whether/not skinned/split, for sowing	-	2 250	-	675
0714101100	Manioc (cassava),dried chips, sliced or in form of pellets	4 235 542	4 278 675	671 498	708 113
0714101900	Manioc (cassava),oth than dried chips, sliced or in form of pellets	21 237	82 166	44 509	210 874
0714109100	Manioc (cassava), oth than sliced/in form of pellets, frozen	129 180	337 920	79 732	195 696
0714109900	Manioc (cassava), oth than sliced/in form of pellets, other than frozen	-	49 790	-	28 620
0714201000	Sweet potatoes, frozen	458 158	1 735 327	634 220	2 271 705
0714209000	Sweet potatoes, not frozen	495 142	2 486 049	151 631	898 984
0714401000	Taro (Colocasia spp.), frozen	-	27	-	55
0714409000	Taro (Colocasia spp.), not frozen	41 650	365 580	10 539	326 152
0714909900	Arrowroot,salep,Jerusalem artichokes, root w/ high starch/inulin, not frozen	170 770	235 405	257 423	329 554
0801110000	Coconuts, desiccated, dried	7 220 261	32 878 174	10 216 224	46 084 176
0801120000	Coconuts, in the inner shell (endocarp), fresh	31 631 500	149 430 960	4 883 514	20 557 837
0801190000	Coconuts,oth than desiccated&in the iner shell, fresh/dried, whether/not shelled	8 824 843	37 099 328	2 226 519	9 140 428
0801310000	Cashew nuts, in shell, fresh or dried	53 135	17 949 354	84 300	23 526 667
0801320000	Cashew nuts, shelled, fresh or dried	692 880	5 681 508	5 196 984	28 697 112
0802110000	Almonds, in shell, fresh or dried	-	2 963	-	18 156
0802120000	Almonds, shelled, fresh or dried	-	40	-	420
0802310000	Walnuts, in shell, fresh or dried	-	682 980	-	1 046 619
0802320000	Walnuts, shelled, fresh or dried	-	5 051	-	10 291
0802700000	Kola nuts (Cola spp.), whether/not shelled/peeled, fresh or dried	-	20	-	309
0802800000	Areca nuts, whether/not shelled/peeled, fresh or dried	21 673 779	109 385 706	28 697 307	136 988 582
0802900000	Other nuts, whether/not shelled/peeled, fresh or dried	229 312	1 256 294	197 340	1 535 618
0803100000	Plantains, fresh or dried	1 591 027	4 278 155	1 046 393	2 714 914
0803900000	Bananas, oth than plantains, fresh or dried	1 041 219	1 932 547	540 023	858 625
0804100000	Dates, fresh or dried	150	335	564	1 291
0804300000	Pineapples, fresh or dried	178 702	507 542	141 289	392 573
0804400000	Avocados, fresh or dried	5 720	25 565	2 935	14 508
0804501000	Guavas, fresh or dried	247 223	296 004	188 561	253 733
0804502000	Mangoes, fresh or dried	1 680	5 544	5 082	21 489
0804503000	Mangosteens, fresh or dried	629 015	29 271 237	582 028	18 442 280
0805101000	Oranges, fresh	-	40	-	106
0805500000	Lemons and limes, fresh or dried	163 215	1 117 748	73 348	548 031
0805900000	Other citrus fruit, fresh or dried	1 512	43 874	14 568	63 709
0807110000	Watermelons, fresh	25 415	130 209	24 924	125 569
0807190000	Other melons, fresh	13 979	59 786	24 764	89 232
0807209000	Other papaws (papayas), fresh	833	6 119	1 536	10 879
0809290000	Oth cherries, fresh	39 969	54 305	63 950	86 888
0809401000	Plums, fresh	72 024	125 985	50 461	89 192
0810100000	Strawberries, fresh	288	1 873	3 773	24 179
0810600000	Durians, fresh	-	1	-	10
0810903000	Rambutan, fresh	45	507 964	13	620 869
0810905000	Jackfruits (cempedak and nangka), fresh	-	5 117	-	2 113
0810906000	Tamarinds, fresh	177 143	684 412	769 000	1 700 857

Tabel 3 : Ekspor Indonesia menurut Komoditi ( Kode HS 10 digit )  
**Export of Indonesia by Commodity ( 10 digit of HS Code )**

Mei 2016

**May**

Kode H S H S Code	Uraian golongan barang Group description	Berat bersih / Net weight (Kg)		Nilai / Value F.O.B. ( U S \$ )	
		Bulan ini Current month	Kumulatif Cum. Jan. to date	Bulan ini Current month	Kumulatif Cum. Jan. to date
(1)	(2)	(3)	(4)	(5)	(6)
0810909100	Salacca (snake fruit), fresh	73 053	456 988	96 518	749 304
0810909200	Dragon fruit, fresh	296	18 898	1 365	39 760
0810909300	Sapodilla (ciku fruit), fresh	32	353	78	868
0810909900	Other fruit, fresh	37 647	89 901	27 255	121 990
0811100000	Strawberries, uncooked/steamed/boiled, frozen, whether/not added sugar/sweet	1 540	5 144	11 473	38 326
0811200000	Raspberries,blackberries,mulberries,loganberries,currants,gooseberries,frzn	1 113	10 093	16 452	148 600
0811900000	Other fruit&nuts,uncooked/steamed/boiled ,frozen, whether/not added sugar/sweet	99 960	372 512	79 401	308 102
0812909000	Oth fruit&nuts,provisionally preserved, not for immediate consumption	15 176	70 634	5 115	27 359
0813300000	Apples, dried	-	3	-	3
0813402000	Tamarinds, dried	22 730	2 698 685	30 170	1 109 589
0813409000	Other fruit,oth than heading 08.01 to 08.06, dried	86 601	450 235	131 332	642 480
0813501000	Mixture of nuts/dried fruits of which cashew nuts/brazil nuts predominate wght	532	593	10 375	11 675
0813503000	Mixture of nuts/dried fruits of which dates predominate by weight	2 512	27 512	2 491	19 991
0813509000	Oth mixtures of nuts or dried fruits	-	20 864	-	60 700
0901111000	Arabica WIB/robusta OIB, not roasted, not decaffeinated	20 861 428	117 593 772	56 623 874	305 141 439
0901119000	Coffee oth than Arabica WIB/robusta OIB, not roasted,not decaffeinated	134 440	302 890	441 099	919 909
0901121000	Arabica WIB/robusta OIB, not roasted, decaffeinated	15 000	15 900	46 650	53 426
0901129000	Coffee oth than Arabica WIB/robusta OIB, not roasted, decaffeinated	-	590	-	3 856
0901211000	Coffee, roasted, not decaffeinated, unground	6 229	87 543	65 827	334 909
0901212000	Coffee, roasted, not decaffeinated, ground	240 837	751 383	873 633	2 609 152
0901902000	Coffee substitutes containing coffee	-	24	-	2 375
0902101000	Green tea leaves (not fermented), in packings _ 3 kg	646 352	3 068 731	1 278 573	6 455 643
0902109000	Green tea, oth than leaves, (not fermented), in packing _ 3 kg	471 415	2 062 740	2 464 150	11 130 376
0902201000	Green tea leaves (not fermented), in packing > 3 kg	-	59 767	-	318 487
0902209000	Green tea, oth than leaves (not fermented), in packing > 3 kg	105 131	579 767	396 243	1 536 447
0902301000	Black tea (fermented) & partly fermented tea, leaves, in packing _ 3 kg	8	12 351	27	29 124
0902309000	Black tea (fermented) & partly fermented tea,oth than leaves, in packing _ 3 kg	64 708	288 499	110 055	578 243
0902401000	Black tea (fermented) & partly fermented tea, leaves, in packing > 3 kg,	407 506	1 839 872	898 137	3 963 305
0902409000	Black tea (fermented) & partly permented tea, oth than leaves, in packing > 3 kg	2 820 158	13 699 792	5 220 105	25 073 111
0903000000	Mate	878	12 212	552	36 832
0904111000	White pepper, neither crushed nor ground	915 788	4 589 770	10 395 664	51 862 448
0904112000	Black pepper, neither crushed nor ground	822 984	6 467 371	6 707 041	55 464 554
0904119000	Other pepper, neither crushed nor ground	245 598	926 708	737 667	2 910 763
0904121000	White pepper, crushed or ground	15 269	198 513	198 570	2 618 277
0904122000	Black pepper, crushed or ground	51 177	254 567	483 668	2 523 951
0904129000	Other pepper, crushed or ground	43	21 030	264	54 488
0904211000	Chillies (fruits of the genus Capsicum), dried, neither crushed nor ground	29 406	96 567	210 125	362 798
0904219000	Oth fruits of genus Capsicum/Pimenta, dried,neither crushed nor ground	72 032	178 678	507 037	1 269 150
0904221000	Chillies (fruits of the genus Capsicum), dried, crushed/ground	103 220	566 120	517 398	2 787 630
0904229000	Oth fruits of genus Capsicum/ Pimenta, dried, crushed/ground	550	8 065	1 712	26 188
0905100000	Vanilla, neither crushed nor ground	35 261	219 817	3 500 334	19 250 168
0905200000	Vanilla, crushed or ground	705	4 541	68 369	317 949
0906110000	Cinnamon (Cinnamomum zeylanicum blume), neither crushed nor ground	937 703	4 645 919	1 889 521	9 945 659
0906190000	Cinnamon-tree flowers, neither crushed nor ground	636 720	2 621 920	1 204 350	5 033 331



Tabel 3 : Ekspor Indonesia menurut Komoditi ( Kode HS 10 digit )  
**Export of Indonesia by Commodity ( 10 digit of HS Code )**

Mei 2016

**May**

Kode H S H S Code	Uraian golongan barang Group description	Berat bersih / Net weight (Kg)		Nilai / Value F.O.B. ( U S \$ )	
		Bulan ini Current month	Kumulatif Cum. Jan. to date	Bulan ini Current month	Kumulatif Cum. Jan. to date
(1)	(2)	(3)	(4)	(5)	(6)
0906200000	Cinnamon and cinnamon-tree flowers, crushed or ground	2 331 545	12 305 229	3 773 023	20 739 325
0907100000	Cloves (whole fruit, cloves & stems), neither crushed nor ground	420 995	2 589 876	803 078	6 745 521
0907200000	Cloves (whole fruit, cloves & stems), crushed or ground	118 942	222 783	187 274	744 892
0908110000	Nutmeg, neither crushed nor ground	883 513	3 406 418	3 761 191	14 529 591
0908120000	Nutmeg, crushed or ground	305 240	1 112 626	2 224 844	9 342 964
0908210000	Mace, neither crushed nor ground	214 793	1 332 350	1 246 642	5 971 932
0908220000	Mace, crushed or ground	67 897	296 014	847 264	3 572 738
0908310000	Cardamoms, neither crushed nor ground	130 730	967 603	238 275	1 483 644
0908320000	Cardamoms, crushed or ground	17	17	336	336
0909210000	Seeds of coriander, neither crushed nor ground	1 168	4 209	3 312	12 683
0909220000	Seeds of coriander, crushed or ground	72	1 918	305	3 071
0909310000	Seeds of cumin, neither crushed nor ground	-	24 510	-	61 514
0909320000	Seeds of cumin, crushed or ground	460	2 650	687	3 764
0909611000	Seeds of anise, neither crushed nor ground	3 000	5 045	9 540	16 535
0909613000	Seeds of caraway, neither crushed nor ground	-	400	-	40
0909623000	Seeds of caraway, crushed or ground	-	7	-	57
0909629000	Seeds of fennel or juniper berries, crushed or ground	200	251	1 000	1 255
0910110000	Ginger, neither crushed nor ground	502 332	1 617 614	276 042	1 163 557
0910120000	Ginger, crushed or ground	8 856	124 634	69 714	639 740
0910200000	Saffron	450	23 182	28	9 990
0910300000	Turmeric (curcuma)	185 851	2 116 055	183 480	2 584 345
0910911000	Curry	199	1 192	1 535	9 129
0910919000	Mixtures of spices, other than curry	70 465	361 161	100 951	628 731
0910991000	Thyme; bay leaves	26 552	44 396	37 920	102 302
0910999000	Other spices	255 973	755 595	639 897	1 808 887
1001190000	Durum wheat, oth than seed	-	30	-	16
1001999090	Other wheat, oth than seed, not for human consumption	1 034 000	2 303 000	415 151	897 035
1005100000	Maize (corn), seed	-	75 733	-	175 472
1005901000	Popcorn, oth than seed	5 794	6 290	4 702	6 079
1005909000	Oth maize (corn), oth than seeds	300 845	1 057 709	94 172	355 482
1006101000	Rice in the husk (paddy or rough), suitable for sowing	-	48 870	-	117 288
1006109000	Rice in the husk (paddy or rough), oth than for sowing	-	116 666	-	26 332
1006209000	Husked (brown) rice, other than of Thai Hom Mali rice	-	1 222	-	4 000
1006303000	Glutinous rice, semi-milled or wholly milled, whether/not polished/glazed	-	56 500	-	94 887
1006309900	Oth semi/wholly milled rice, whether/not polished/glazed, oth than parboiled	22 122	51 442	44 348	81 883
1006409000	Broken rice, oth than for animal feed	-	525 008	-	190 683
1008300000	Canary seeds	615	18 736	10 640	27 885
1101001010	Wheat flour fortified	4 669 463	21 434 280	2 004 882	9 415 168
1101001090	Wheat flour not fortified	588 359	5 068 753	287 873	2 246 323
1102200000	Maize(corn) flour	96 022	174 430	41 158	74 633
1102901000	Rice flour	7 483	98 522	4 582	83 257
1102909000	Oth cereal flours, oth than wheat/meslin /maize/rice/rye flour	5 574	160 482	7 328	213 270
1103199000	Groats & meals of oth cereals, oth than meslin & rice	-	24 335	-	20 267
1103200000	Cereal pellets	1 000	1 120	1 200	1 998
1104120000	Cereal grains of oats, rolled or flaked grains	200	200	375	375
1104191000	Cereal grains of maize(corn), rolled or flaked grains	-	760	-	353
1104199000	Cereal grains of oth cereals, oth than oat/maize(corn), rolled or flaked grai	-	74 610	-	9 231
1104230000	Cereal grains of maize (corn), hulled, peraled, sliced/kibbled	1 940	1 940	1 940	1 940
1104300000	Germ of cereals, whole, rolled, flaked/ ground	600 000	2 735 450	200 250	915 994
1105100000	Flour, meal & powder of potatoes	-	7 837	-	9 388
1105200000	Flakes, granules & pellets of potatoes	15 203	66 457	15 438	103 213
1106100000	Flour,meal & powder of dried leguminous vegetbls of head 07.13	13 500	43 042	26 190	89 325
1106201000	Flour,meal & powder of manioc/cassava	59 657	418 426	39 502	168 457
1106202100	Meal of sago	23 000	46 000	10 580	20 930
1106202900	Flour & powder of sago	4	29 020	3	16 694

Tabel 3 : Ekspor Indonesia menurut Komoditi ( Kode HS 10 digit )  
**Export of Indonesia by Commodity ( 10 digit of HS Code )**

Mei 2016

**May**

Kode H S H S Code	Uraian golongan barang Group description	Berat bersih / Net weight (Kg)		Nilai / Value F.O.B. ( U S \$ )	
		Bulan ini Current month	Kumulatif Cum. Jan. to date	Bulan ini Current month	Kumulatif Cum. Jan. to date
(1)	(2)	(3)	(4)	(5)	(6)
1106209000	Flour,meal & powder of roots/tuber head 07.14, oth than manioc(cassava) & sago	610	337 110	5 625	360 744
1106300000	Flour,meal & powder of edible fruits and nuts of prod.chap.8	175 391	825 256	594 972	2 811 715
1108110000	Wheat starch	564	883	792	1 665
1108120000	Maize(corn) starch	1 107 000	7 596 745	328 855	2 722 558
1108130000	Potato starch	-	181 250	-	120 595
1108140000	Manioc(cassava) starch	844 050	3 665 541	489 531	2 118 671
1108191000	Sago starch	522 050	2 848 600	214 494	1 149 205
1108199000	Other starches (oth than wheat,maize, potato, manioc & sago)	704 410	2 774 246	73 100	314 509
1108200000	Inulin	-	10 000	-	29 691
1201100000	Seed of soya beans,whether or not broken	-	20 000	-	2 000
1201900000	Soya beans, oth than seed, whether or not broken	158 500	572 758	22 550	152 195
1202300000	Seed of ground-nuts, whether/not shelled/broken	4 300	6 418	12 720	15 315
1202410000	Oth than seed of ground-nut,not roasted/ othwise cooked,in shell	195 508	533 224	363 926	907 904
1202420000	Oth than seed of ground-nut,not roasted/ cooked,shelled,whether/not broken	-	3 568	-	1 978
1203000000	Copra	1 986 548	7 497 389	1 534 275	5 874 468
1204000000	Linseed, whether or not broken.	-	2 513	-	3 769
1205100000	Low erucic acid rape/colza seeds whether or not broken	8 250	8 250	27 225	27 225
1207101000	Palm nuts & kernels, whether/not broken suitable for sowing	-	450	-	85 000
1207102000	Palm nuts & kernels, whether/not broken not suitable for sowing	23 156 807	72 745 904	466 706	7 452 728
1207290000	Cotton seeds, oth than seed, whether/ or not broken	25 070	181 916	12 800	103 754
1207401000	Sesamum seeds, whether or not broken, edible	152 000	190 000	134 860	172 310
1207409000	Sesamum seeds, whether or not broken, not edible	187 708	562 508	199 392	492 246
1207999000	Other oil seeds & oleaginous fruits, whether or not broken	-	16 500	-	22 275
1208100000	Flours and meals of soya beans	14 180	142 413	18 438	193 585
1208900000	Flours&meals of oth oil seed/oleaginous fruits oth than mustard	-	680	-	1 828
1209292000	Other beet seed, of a kind used for sowing	400	400	600	600
1209299000	Other seed of forage plants, of a kind used for sowing	68 111	99 133	92 803	210 971
1209300000	Seeds of herbaceous plants cultivated principally for their flowers	9	267	39 779	767 582
1209919000	Other vegetable seeds, other than onion seeds, of a kind used for sowing	62 378	277 993	294 630	1 959 352
1209999000	Other seed, fruit, and spores, of a kind used for sowing	727	116 902	260 695	658 569
1211201000	Ginseng roots,cut, crushed/powdered form ,fresh/dried	-	582	-	90 523
1211209000	Ginseng roots, not in cut or crushed or powdered form, fresh/dried	14 735	65 226	38 663	109 518
1211901400	Other plants, in cut,crushed or powdered form, used for pharmacy, fresh/dried	12 537	186 087	17 277	150 252
1211901900	Other plants & parts of plants, in other forms, for pharmacy	-	2 015	-	20 075
1211909100	Pyrethrum, in cut,crushed/powdered form, fresh/dried	305 280	1 101 850	224 719	889 729
1211909200	Pyrethrum, in other form, fresh/dried	-	49	-	140
1211909400	Sandalwood, fresh/dried	601	4 115	3 001	34 666
1211909500	Agarwood (gaharu) chips, fresh/dried	133 848	867 882	711 170	3 802 344
1211909800	Oth plants&parts of plants, not for pharmacy, in cut,crushed/powdered form	257 412	684 904	287 202	912 411
1211909900	Oth plants&parts of plants, not for pharmacy, not cut,crushed/powdered for	417 493	1 708 371	867 035	2 750 811
1212211000	Euचेuma spp,fresh,chilled,frozen,dried, for human consumption	2 500 237	20 476 736	1 539 233	13 906 103
1212212000	Gracilaria lichenoides,fresh,chilled, frozen,dried, for human consumption	2 269 580	10 638 282	1 476 903	6 105 291
1212219000	Other seaweed & algae, fresh, chilled, frozen,dried, for human consumption	3 901 838	16 296 169	2 255 288	9 893 210
1212291100	Seaweeds & oth algae,fresh,chilled/dried of a kind used in pharmacy	27 000	125 028	2 700	12 594

Tabel 3 : Ekspor Indonesia menurut Komoditi ( Kode HS 10 digit )  
**Export of Indonesia by Commodity ( 10 digit of HS Code )**

Mei 2016

**May**

Kode H S H S Code	Uraian golongan barang Group description	Berat bersih / Net weight (Kg)		Nilai / Value F.O.B. ( U S \$ )	
		Bulan ini Current month	Kumulatif Cum. Jan. to date	Bulan ini Current month	Kumulatif Cum. Jan. to date
(1)	(2)	(3)	(4)	(5)	(6)
1212291900	Seaweeds & oth algae,fresh,chilled/dried used in dyeing,tanning,perfumery	5 227 281	20 062 191	3 133 332	12 110 146
1212292000	Seaweeds & oth algae,fresh,chilled/dried for oth,not for human consumption	551 183	3 920 120	319 678	2 260 532
1212293000	Seaweeds & oth algae,frozen, not for human consumption	1 133 940	4 400 740	712 071	2 914 861
1212939000	Sugar cane, fresh,chilled,frozen/dried, whether/not ground, not for planting	-	45 000	-	86 827
1212990000	Other vegetable product, for human consumption, n.e.s or included	347 499	1 019 817	704 977	1 853 403
1213000000	Cereal straw & husks,unprepared,whether/ not chopped,ground,preserved/pellets	3 990	5 490	1 425	2 275
1214100000	Lucerne (alfalfa) meal and pellets	250	5 250	79	1 257
1214900000	Other forage products,whether/not in for of pellets,oth than lucerne (alfalfa)	15	4 628	5	3 966
1301200000	Gum arabic	-	1 925	-	6 699
1301901000	Gum benjamin	233 723	996 317	542 525	2 306 512
1301902000	Gum damar	1 857 752	9 969 858	1 659 964	8 209 297
1301904000	Lac	16 892	17 241	14 155	28 435
1301909000	Other natural gum and resin	1 292 481	5 210 520	1 222 375	5 493 280
1302193000	Other medicinal extracts derived from vegetable products, whether/not modifi	-	59 641	-	298 206
1302194000	Vegetable saps&extracts of pyrethrum/of the root of plants contain rotenone	-	415	-	113 050
1302199000	Other vegetable saps and extracts	151 564	935 887	261 429	1 464 450
1302200000	Pectic substances, pectinates & pectates	40 585	81 922	29 018	58 574
1302310000	Agar-agar	54 456	464 855	583 034	3 178 590
1302320000	Mucilages&thickeners, whether/not modif, derived from locust beans/guar seeds	-	2 670	-	34 119
1302391010	Carageenan in powder form	374 793	1 907 969	2 163 657	11 470 181
1302391090	Carageenan not in powder form	-	182 688	-	945 391
1302399000	Oth mucilages & thickeners, whether/not modified,derived from vegetable produc	8 626	140 837	5 363	346 535
1401100000	Bamboos used primarily for plaiting, cleaned, bleached/dyed	149 459	726 244	98 973	477 069
1401900000	Oth vegetable material used for plaiting ,oth than bamboos&rattan,cleaned,bleac	74 999	234 465	68 085	346 421
1404200000	Cotton linters	-	51 398	-	87 929
1404902010	Barks of a used primarily in tanning	-	125 842	-	52 786
1404902090	Oth vegetable products of a kind used in tanning/dyeing, oth than barks	296 342	1 854 957	51 415	346 221
1404903000	Kapok	297 629	1 689 917	334 645	1 628 998
1404909000	Oth vegetable prodcts not used primarily in tanning/dyeing, nes	100 998 914	456 485 003	7 766 303	34 393 238
1503009000	Lard oil, oleo-oil and tallow oil, not emulsified or mixed or otherwise prepare	-	11	-	97
1504109000	Oth than solid fract of fish-liver oils whet/not refined,not chemically modifi	41 230	199 786	515 580	1 651 966
1504209000	Oth than solid fract of fats&oils fish oth than liver oils,not chemically mod	67 854	544 935	70 691	909 948
1506000000	Oth animal fats&oils&their fractions wht /not refined, not chemically modified	2 070	6 912	7 556	25 048
1508100000	Crude oil of ground-nut, whether/not refined, not chemically modified	-	31	-	35
1509109000	Virgin olive oil,packing of net weight >30 kg,not chemically modified	192	205	461	463
1509909900	Fraction of refined olive oil,in packing of net weight >30 kg	-	11	-	97
1510009000	Fractions of refined oil, solely from olives,whet/not refined,not chemcl mod	475	655	281	414
1511100000	Crude palm oil	323 068 546	1 855 840 307	212 890 905	1 060 338 633
1511901900	Unsolid fractions of unrefined palm oil, not chemically modified	-	16 249 687	-	8 826 079

Tabel 3 : Ekspor Indonesia menurut Komoditi ( Kode HS 10 digit )  
**Export of Indonesia by Commodity ( 10 digit of HS Code )**

Mei 2016

**May**

Kode H S <i>H S Code</i>	Uraian golongan barang <i>Group description</i>	Berat bersih / Net weight (Kg)		Nilai / Value F.O.B. ( U S \$ )	
		Bulan ini <i>Current month</i>	Kumulatif <i>Cum. Jan. to date</i>	Bulan ini <i>Current month</i>	Kumulatif <i>Cum. Jan. to date</i>
(1)	(2)	(3)	(4)	(5)	(6)
1511909110	Solid fractions of refined palm oil, packing of a net weight_20kg	16 310 600	42 948 834	9 103 022	22 076 056
1511909190	Solid fractions of refined palm oil, packing of a net weight>20kg	132 185 285	846 641 543	80 761 472	451 479 586
1511909200	Unsolid fractions of refined palm oil, packing net weight_20kg	97 225 752	548 283 071	74 830 847	376 328 240
1511909900	Unsolid fractions of refined palm oil, packing net weight>20kg	1 014 569 938	5 770 770 669	664 076 210	3 364 630 092
1512210000	Crude oil of cotton seed, whether/not gossypol has been removed	1	2	30	31
1513110000	Crude oil of coconut (copra)	25 525 198	145 428 660	35 038 279	168 521 919
1513191000	Fractions of unrefined coconut oil, not chemically modified	-	5 498	-	11 904
1513199000	Fractions of refined coconut oil, not chemically modified	27 736 351	124 336 793	41 431 390	160 057 137
1513211000	Crude oil of palm kernel	19 683 435	125 739 151	22 988 041	115 703 004
1513219000	Crude oil of babassu	77	77	3 337	3 337
1513291300	Unsolid fractions of unrefined palm kernel oil (palm kernel olein)	-	2 000 912	-	1 582 721
1513291400	Unsolid fractions of unrefined babassu oil	2	2	9	9
1513299100	Solid fractions of refined palm kernel oil	3 756 810	27 912 879	5 290 845	33 098 753
1513299400	Palm kernel olein, refined, bleached & deodorized (RBD)	4 933 563	34 725 387	5 820 841	33 259 888
1513299500	Palm kernel oil, RBD	106 737 028	423 534 970	125 198 010	433 022 889
1514199000	Fraction of refined low erucic acid rape/colza oil	40	40	38 690	38 690
1515291900	Unsolid fraction of unrefined maize (corn) oil	70	70	1 833	1 833
1515501000	Crude oil of sesame	-	619	-	9 000
1515901100	Crude oil of tengkawang	-	28 800	-	45 840
1515901900	Fractions of refined tengkawang oil, not chemically modified	-	30 400	-	33 806
1515902900	Fractions of refined tung oil, not chemically modified	1	1	88	88
1515909100	Crude oil of other fixed vegetable oils	15 200	15 200	17 100	17 100
1515909900	Fractions of refined other fixed vegetable oils, oth fixed vegetable fa	164 079	941 441	276 255	865 031
1516201300	Re-esterified fats&oils of palm oil,oth than crude and its fraction	5 931 845	24 931 827	3 381 152	11 248 144
1516201400	Re-esterified fats & oils of coconut and its fraction	266 404	927 898	413 765	1 299 442
1516201500	Re-esterified fats & oils of palm kernel & its fraction,crude	717 896	2 324 784	2 925 671	9 574 419
1516201700	Re-esterified fats & oils of ground nuts & its fraction	-	821	-	2 959
1516201900	Re-esterified fats&oils of oth vegetable fat&oils, and its fraction	449 995	762 665	377 996	750 720
1516202130	Hydrogenated fats in flakes of palm stearin	477 000	2 664 300	356 731	1 779 944
1516202140	Hydrogenated fats in flakes of palm kernel oil	67 500	67 500	95 175	95 175
1516202160	Hydrogenated fats in flakes of palm kernel stearin	-	22 500	-	28 575
1516202170	Hydrogenated fats in flakes of coconuts	104 498	772 081	27 444	216 545
1516202190	Hydrogenated fats in flakes of ground- nut, soya beans	5 767	18 717	7 030	21 234
1516202900	Hydrogenated fats in flakes of other vegetable fats & oils	-	3	-	3
1516205200	Palm stearin, w/ iodine value _ 48, RBD	3 107 000	27 322 200	4 267 471	23 782 070
1516209300	Other fat & oils of olives and their fractions	-	720	-	16 934
1516209500	Hydrogenated castor oil (opal wax)	-	1	-	4
1516209700	Hydrogenated & RBD palm kernel stearin or olein	5 547 687	38 813 407	6 319 350	41 302 227
1516209800	Oth fat & oils of ground-nuts, palm oil or coconuts and their fractions	423 415	2 083 593	428 494	2 395 248
1516209900	Oth vegetable fats and oils and their fractions	1 306 812	4 107 973	1 853 126	4 748 057
1517100000	Margarine,excl. liquid margarine	6 866 867	32 619 030	5 139 662	21 765 555
1517901000	Imitation ghee	345 120	2 680 559	207 177	1 560 560
1517902000	Liquid margarine	-	6 160	-	42 302
1517904300	Shortening	39 805 825	223 393 492	27 092 978	139 308 383
1517905000	Solid mixtures or prep of vegetable fats or oils or of their fractions	1 545 820	29 697 110	1 706 928	29 434 076
1517906400	Liquid mixtures or prep of oth palm oil predominates,packng net weight _ 20kg	-	287 720	-	194 842
1517906500	Liquid mixtures or prep of palm kernel oil predominates	-	3 574 900	-	3 649 455

Tabel 3 : Ekspor Indonesia menurut Komoditi ( Kode HS 10 digit )  
**Export of Indonesia by Commodity ( 10 digit of HS Code )**

Mei 2016

**May**

Kode H S H S Code	Uraian golongan barang Group description	Berat bersih / Net weight (Kg)		Nilai / Value F.O.B. ( U S \$ )	
		Bulan ini Current month	Kumulatif Cum. Jan. to date	Bulan ini Current month	Kumulatif Cum. Jan. to date
(1)	(2)	(3)	(4)	(5)	(6)
1517906600	Liquid mixtures or prep of palm kernel olein predominates	-	1 297 620	-	1 222 664
1517906800	Liquid mixtures or prep of illipe nut oil predominates	9 000	781 026	26 937	2 295 294
1517906900	Liquid mixtures or prep of oth vegetable fats/oil predominates	-	357 700	-	453 686
1517909000	Oth edible mixtures or prep of animal or vegetable fats or oils	15 816 011	51 586 930	14 929 868	50 703 355
1518001400	Ground-nut,soya-bean, palm/coconut oil boiled,dehydrated,oxidasd,sulphurisd	20 320	1 112 155	13 449	585 871
1518001600	Olive oil&its fract, boiled, oxidised, dehydrated,sulphurised,blown,polymeris	7 642	22 082	6 781	45 357
1518003100	Inedible mixtures/preparations of oil palm fruit/palm kernels fats/oils	344 000	344 000	137 600	137 600
1518003900	Inedible mixtures/preparations of other vegetable fats/oils/of differ oil frac	5 308 655	20 534 630	3 369 191	12 059 704
1518006000	Inedible mixture/preparations of animal/ vegetable fats/oils/of their fraction	3 211 680	13 529 800	1 803 258	6 960 291
1520001000	Crude glycerol	31 969 085	153 398 028	5 272 020	21 647 968
1520009000	Glycerol waters & glycerol lyes	14	723 810	3 000	2 884 448
1521100000	Vegetable waxes(oth.than triglycerides) whether or not refined or colored	-	2 282 575	-	4 326 550
1522009000	Residues resulting from the treatment of fatty substan or animal/vegetable waxe	843 000	5 094 460	342 591	1 738 064
1601001000	Sausags&smilar prdct of meat,meat offal/ blood,prepare of it,in airtight contai	1 496	3 275	3 337	7 083
1601009000	Sausags&smilar prdct of meat,meat offal/ blood, not in airtight containr	-	8 613	-	10 923
1602109000	Homogenised preparation of meat, offal/ blood,not cont pork,not irtight contai	-	75	-	120
1602321000	Chicken curry of species gallus domesticus, in airtight containers	-	336	-	3 007
1602500000	Oth prepared/preserved meat, offal/blood of bovine animals	890	3 850	1 240	2 457
1602909000	Oth prepared/preserved meat, offal/blood of any animal	1 220	8 756	1 416	20 301
1603001000	Extracts & juices of chicken, w/ herbs	-	1 072	-	257
1603003000	Extracts&juices of oth meat,fish/crusta, molluscs/aquatic invertebr,w/ herbs	35 544	119 616	68 586	198 803
1603009000	Extracts&juices of oth meat,fish/crusta, molluscs/aquatic invertebr,w/o herbs	-	770	-	3 573
1604131100	Sardines, whole/in pieces,not in minced, in airtight containers	1 193 935	5 242 834	2 156 830	10 752 672
1604131900	Sardines, whole/in pieces,not in minced, not in airtight containers	383 546	2 207 144	809 410	4 736 600
1604139100	Sardinella&brisling/sprats,whole/in piec ,not in minced,in airtight container	-	618	-	261
1604139900	Sardinella&brisling/sprats,whole/in piec ,not in minced,not in airtight contai	-	129 194	-	196 607
1604141100	Tunas,whole/in pieces, not in minced, in airtight container	4 192 661	21 646 479	17 756 262	86 695 939
1604141900	Skipjack & bonito(sarda spp.), whole/in pieces,not in minced,in airtight conta	187 000	316 278	754 187	1 319 107
1604149000	Tunas,skipjack,bonito,whole/ in pieces, not in minced,not in airtight containe	1 456 839	7 754 894	5 908 415	27 442 039
1604151000	Mackerel, whole/in pieces,not in minced, in airtight containers	204	114 804	150	211 236
1604169000	Anchovies, whole/in pieces,not in minced , not in airtight containers	-	9 329	-	8 829
1604179000	Eel,whole/in pieces,not in minced, not in airtight containers	2 796	5 774	17 146	35 553
1604192000	Horse mackerel,whole/in pieces,not in minced, in airtight containers	-	326	-	1 093
1604193000	Oth fish,whole/in pieces, not in minced, in airtight containers	150	150	75	75

Tabel 3 : Ekspor Indonesia menurut Komoditi ( Kode HS 10 digit )  
**Export of Indonesia by Commodity ( 10 digit of HS Code )**

Mei 2016

**May**

Kode H S H S Code	Uraian golongan barang Group description	Berat bersih / Net weight (Kg)		Nilai / Value F.O.B. ( U S \$ )	
		Bulan ini Current month	Kumulatif Cum. Jan. to date	Bulan ini Current month	Kumulatif Cum. Jan. to date
(1)	(2)	(3)	(4)	(5)	(6)
1604199000	Oth fish,whole/in pieces, not in minced, not in airtight containers	520	10 640	2 503	38 842
1604201900	Sharks fins, ready for immediate consumption,not in airtight containers	26	4 480	899	70 267
1604202900	Fish sausages,not in airtight containers	-	12	-	85
1604209310	Fish & shrimp ball, frozen, boiled or steamed	13 914	44 873	46 153	156 409
1604209900	Other prepared/preserved fish, not in airtight containers	862	14 242	1 110	54 769
1604320000	Caviar substitutes prepared from fish egg	10 000	55 880	49 270	828 022
1605101000	Crabs,prepared,in airtight containers	530 230	2 516 096	7 215 805	36 823 571
1605109000	Crabs,prepared,not in airtight container	1 103 073	4 995 157	17 295 655	76 631 942
1605211000	Shrimps paste,not in airtight containers	1 260 585	6 982 815	7 323 418	34 766 256
1605219010	Fish paste, not in airtight containers	25 000	421 131	62 032	1 156 836
1605219020	Shrimp breaded,not in airtight container	632 466	2 822 202	4 481 935	20 534 474
1605219090	Other prepared shrimps&prawns, not in airtight containers	1 590 694	7 898 059	13 997 735	71 603 795
1605291000	Shrimps paste, in airtight containers	386 593	1 672 981	3 434 983	15 808 515
1605299020	Shrimp breaded, in airtight containers	74 972	409 444	500 464	2 894 501
1605299090	Other prepared shrimps&prawn,in airtight containers	35 853	238 961	387 908	2 494 509
1605300000	Lobster, prepared/preserved	1 120	1 344	14 743	18 042
1605400000	Oth crustaceans, prepared/preserved	7 284	7 284	52 073	52 073
1605520000	Scallops,incld queen scallops, prepared/ preserved	36 870	112 290	40 044	121 848
1605540000	Cuttle fish & squid, prepared/preserved	137 198	722 980	310 422	1 974 382
1605550000	Octopus, prepared/preserved	7 500	21 647	8 750	33 144
1605560000	Clams, cockles & arkshells, prepared/ preserved	119 631	570 515	368 985	1 764 621
1605570000	Abalone, prepared/preserved	-	427	-	2 201
1605580000	Snails,oth than sea snails,prepared/ preserved	196 447	543 205	939 145	2 541 541
1605590000	Oth molluscs, prepared/preserved	204	204	857	857
1605610000	Sea cucumbers, prepared/preserved	43 579	212 545	176 303	1 065 014
1605630000	Jellyfish, prepared/preserved	-	48 025	-	51 459
1605690000	Oth aquatic invertebrates, prepared/ preserved	15 535	44 978	35 516	163 696
1701120000	Beet sugar,raw,not added flavour/colour	-	24 663	-	44 880
1701140000	Oth cane sugar, raw, not added flavour/ colour	243 210	784 375	57 268	82 842
1701910000	Oth raw sugar,added flavour/colour	-	3 176	-	2 947
1701991100	Refined sugar,white	-	50 497	-	33 105
1701991900	Refined sugar, oth thanwhite	62 580	260 961	91 803	369 429
1701999000	Chemically pure sucrose, in solid form	57 859	280 683	65 067	387 699
1702190000	Lactose & lactose syrup,lactose<99%	9 404	69 188	16 671	98 763
1702200000	Maple sugar & maple syrup	725	25 473	930	52 391
1702301000	Glucose,no fructose or in dry state w/ fructose<20%	81 550	421 820	63 143	333 777
1702302000	Glucose syrup,no fructose / in dry state w/ fructose<20%	176 556	1 042 432	129 278	704 819
1702400000	Glucose & glucose syrup, containing 20%_fructose< 50%,excl invert sugar	-	38	-	10
1702500000	Chemically pure fructose	-	10 000	-	16 565
1702602000	Fructose syrup,in dry state w/ fructose >50%, excl invert sugar	1 080	2 710	1 050	2 518
1702901900	Maltose syrup,in dry state w/ fructose 50%	33 100	280 442	98 850	534 705
1702902000	Artificial honey,whether/not mixed with natural honey,in dry w/ fructose 50%	10 474	26 430	5 296	16 146
1702903000	Flavoured/coloured sugars (excl maltose), fructose 50%	4 270	17 616	2 426	14 094
1702904000	Caramel,fructose 50%	75	2 195	95	4 355
1702909100	Syrup of sugar, in dry state w/ fructose 50%	62 183	298 545	91 055	415 696
1702909900	Other sugar,incl invert sugar and sugar syrup blends, in dry w/ fructose 50%	1 449 328	6 120 658	2 587 566	10 348 912
1703101000	Cane molasses,added flavour/colour matter	106 560	1 014 378	13 772	132 749
1703109000	Cane molasses,not added flavour/colour	31 812 783	63 139 706	4 237 943	8 154 568
1703901000	Oth molasses result from extract/refine of sugar,add flavour/colour	166	866	594	2 115
1703909000	Oth molasses result from extract/refine of sugar,not add flavour/colour	10 908	65 494	79 325	302 751
1704100000	Chewing gum,whether/not sugar-coated	150 688	681 727	449 415	1 958 181
1704901000	Medicated pastilles & drops	525	989	3 044	6 098
1704902000	White chocolate, not containing cocoa	118 260	436 365	299 416	1 126 074

Tabel 3 : Ekspor Indonesia menurut Komoditi ( Kode HS 10 digit )  
**Export of Indonesia by Commodity ( 10 digit of HS Code )**

Mei 2016

**May**

Kode H S H S Code	Uraian golongan barang Group description	Berat bersih / Net weight (Kg)		Nilai / Value F.O.B. ( U S \$ )	
		Bulan ini Current month	Kumulatif Cum. Jan. to date	Bulan ini Current month	Kumulatif Cum. Jan. to date
(1)	(2)	(3)	(4)	(5)	(6)
1704909100	Oth sugar confectionery,not cont.cocoa, soft,cont gelatin	517 993	2 242 310	1 841 072	8 135 476
1704909900	Oth sugar confectionery,not cont.cocoa, oth soft,cont gelatin	3 692 074	15 569 628	8 866 168	38 383 532
1801000000	Cocoa beans,whole/broken,raw/roasted	1 881 396	7 380 718	5 385 297	21 745 347
1802000000	Cocoa shells, husks, skins & other cocoa waste	676 388	3 563 368	109 639	744 550
1803100000	Cocoa paste,not defatted	1 134 446	6 997 356	4 785 391	30 130 074
1803200000	Cocoa paste,wholly/partly defatted	4 495 819	31 478 038	11 320 588	74 571 567
1804000000	Cocoa butter,fat & oil	6 725 726	40 432 696	39 285 018	245 131 422
1805000000	Cocoa powder,not containing add sugar or other sweetening matter	5 896 891	27 050 354	12 026 442	57 301 493
1806100000	Cocoa powder,containing add sugar or oth sweetening matter	36 441	121 348	51 693	301 610
1806201000	Chocolate confectionary in blocks, slab/ bars,weight>2kg	653 988	3 793 901	1 579 495	7 484 891
1806209000	Other chocolate, liquid,paste,granular/ oth bulk form,packing>2kg	47 623	405 167	180 374	1 536 593
1806311000	Filled chocolate confectionary in blocks ,slabs,bars,weight_2kg	21 850	130 292	157 474	733 866
1806319000	Other chocolate,in blocks,slabs,bars, filled,weight_2kg	3 999	19 881	17 756	103 234
1806321000	Chocolate confectionary in blocks,slabs bars,not filled,weight_2kg	169 960	657 559	499 362	1 828 106
1806329000	Other chocolate,in blocks,slabs,bars, not filled,weight_2kg	152 187	1 105 816	398 771	3 058 289
1806901000	Chocolate confectionary in tablets or pastilles	75 955	241 644	337 715	1 261 154
1806903000	Food preparations of flour,meal,starch, malt extract, cont 40%_cocoa<50%	-	721	-	3 118
1806909000	Oth chocolate and food preparation cont cocoa	166 921	1 105 236	259 272	1 892 949
1901101000	Preparations for infant use of malt extract, for retail sale	25	660	97	8 866
1901102000	Preparations for infant use of goods of head 04.01-04.04, for retail sale	96 000	2 471 674	322 955	8 193 152
1901103000	Preparations for infant use of soya bean powder, for retail sale	-	149	-	25
1901109100	Medical foods, preparations for infant use, for retail sale	-	3 540	-	12 390
1901109900	Oth preparations for infant use,w/ cocoa <40%, for retail sale	41 463	139 181	150 804	477 949
1901201000	Mixes & doughs of flour, groats, meal, starch/malt extract, not cont. cocoa	112 141	490 935	115 010	546 095
1901202000	Mixes & doughs of flour, groats, meal, starch/malt extract, containing cocoa	2 361	8 781	3 157	28 957
1901203000	Oth mixes and doughs for prep. of bakers wares, not containing cocoa	11 832	131 666	31 120	293 076
1901204000	Oth mixes and doughs for prep. of bakers wares, containing cocoa	1 022	6 862	2 251	12 719
1901901900	Oth than medical foods for infant not put up for retail sale	7 215	56 494	66 260	235 148
1901902000	Malt extract	6 875	13 675	18 288	34 712
1901903200	Oth than filled milk, containing cocoa powder of goods of head. 04.01 to 04.04	133 378	261 038	403 684	837 610
1901903900	Oth of goods of heading 04.01 t0 04.04	3 402	200 493	14 592	946 104
1901904100	Oth soya based preparation, in powder form	-	50	-	15
1901904900	Oth soya based preparations, in other form	48	95 200	133	501 042
1901909100	Oth soya based preparation Medical foods	36 062	74 838	110 028	258 712
1901909910	Kerupuk of shrimps	1 017 109	4 017 001	2 557 162	10 547 230
1901909990	Oth than kerupuk of shrimps	1 054 364	6 000 347	1 616 543	9 225 077
1902110000	Uncooked pasta, not stuffed/otherwise prepared, containing eggs	23 204	56 685	26 781	70 233
1902192000	Uncooked pasta,not stuffed/otw prep.not cont.eggs,rice vermicelli (bee hoon)	20 007	40 802	18 533	38 383
1902193000	Uncooked pasta,not stuffed/otw prep.not cont. eggs, transparent vermicelli	500	8 952	754	13 580

Tabel 3 : Ekspor Indonesia menurut Komoditi ( Kode HS 10 digit )  
**Export of Indonesia by Commodity ( 10 digit of HS Code )**

Mei 2016

**May**

Kode H S H S Code	Uraian golongan barang Group description	Berat bersih / Net weight (Kg)		Nilai / Value F.O.B. ( U S \$ )	
		Bulan ini Current month	Kumulatif Cum. Jan. to date	Bulan ini Current month	Kumulatif Cum. Jan. to date
(1)	(2)	(3)	(4)	(5)	(6)
1902194000	Uncooked pasta, not stuffed/otherwise prepared, not containing eggs, noodles	200 783	1 962 665	212 971	706 511
1902199000	Uncooked pasta, not stuffed/otherwise prepared, not containing eggs	770 007	3 394 070	896 946	4 192 855
1902201000	Stuffed pasta with meat or meat offal, whether or not cooked or otw prepared	3 488	22 529	9 676	137 384
1902203000	Stuffed pasta w/ fish,crustaceans/ molluscs,whether/ not cooked/ otw prep.	-	1 539	-	8 743
1902209000	Stuffed pasta w/o meat/meat offal,fish, crustac/mollsc,wthr/not cook/ otw prep	-	1 563	-	5 157
1902302000	Oth pasta, instant rice vermicelli	6 908	32 348	24 206	112 777
1902303000	Oth pasta, transparant vermicelli	20 691	129 229	10 520	177 275
1902304000	Oth pasta, oth instant noodles	7 779 736	45 671 410	12 432 568	70 539 985
1902309000	Oth pasta,not instant rice vermicelli, transp vermicelli,oth instant noodles	1 064 388	4 266 258	1 249 640	5 281 470
1903000000	Tapioca&substitutes thf prep fr starch, in flake,grain,pearl,sifting/ sim form	592 503	1 812 045	385 034	1 593 631
1904101000	Prep food obtain by the swell/roasting of cereals/cereal products, cont cocoa	-	415	-	2 443
1904109000	Prep food obtain by the swell/roasting of cereal/cereal product,not cont cocoa	164 639	484 060	615 323	1 788 621
1904201000	Prepared foods obtained from unroasted cereal flakes	19 930	47 992	16 449	70 832
1904209000	Prep food obtain fr mixture f unroasted cereal flake and roast cer flk/swel cer	16 962	150 193	46 434	235 165
1904300000	Bulgur wheat	-	598	-	1 370
1904901000	Rice preparations, including pre-cooked rice	28 724	137 055	189 258	896 873
1904909000	Oth prepared foods obtained of cereals or cereal products	144 640	842 559	405 021	1 845 654
1905100000	Crispbread	46 839	4 382 431	120 734	604 710
1905200000	Gingerbread and the like	1 431	4 803	1 058	7 360
1905311000	Sweet biscuits not containing cocoa	3 640 817	15 373 706	11 170 059	51 820 035
1905312000	Sweet biscuits containing cocoa	2 980 848	14 225 323	5 406 885	26 321 956
1905320000	Waffles and wafers	5 721 585	27 376 925	17 593 575	84 767 520
1905401090	Rusk,toastd bread & sim toasted product, not bread crumb nosugar,honey,egg,fat,ch	-	582	-	281
1905409000	Rusk,toastd bread & sim toasted product, bread crumb w/ sugar,honey,egg,fat,chees	37 469	152 764	115 115	372 167
1905901000	Unsweetened teething biscuits	325 087	1 327 085	581 169	2 418 194
1905902000	Other unsweetened biscuits	40 575	222 516	34 810	293 345
1905903000	Cakes	2 926	61 630	10 295	225 777
1905904000	Pastries	41 320	256 416	45 405	403 564
1905907000	Communion wafers, sealing wafers, rice paper and similar products	2 096	109 108	5 286	268 713
1905908000	Other crisp savoury food products	199 249	740 162	435 840	1 353 702
1905909000	Other baker wares	626 124	3 867 964	1 455 388	8 735 427
2001901000	Onions, prepared/preserved by vinegar or acetic acid	-	873	-	104
2001909000	Oth vegetable,fruit,nuts,edible part of plant prep/presv by vinegar/acetic acid	101 401	420 305	70 465	250 143
2002109000	Tomatoe,not cooked otw thn by steam/boil in water not prep/presv by v/acetic acid	-	54	-	200
2002901000	Tomato paste,not prepared or preserved by vinegar or acetic acid	-	12	-	14
2002902000	Oth tomato powder,prepared/preserved otherwise than by vinegar/acetic acid	-	1	-	1
2002909000	Other tomatoes, prepared/preserved otherwise than by vinegar/acetic acid	130	795	1 315	7 038
2003100000	Mushrooms of the genus agaricus, not prep/presrvd by vinegar/acetic acid	340 960	1 911 331	605 111	3 462 568
2003909000	Oth mushrooms, not prepared/preserved by vinegar or acetic acid	2 276	5 436	2 884	8 865
2004100000	Potatoes, frozen, not preprd/preserved by vinegar or acetic acid	20 800	20 800	16 765	16 765
2004901000	Infant food of vegetable&mixtur of veegt frozn,not prep/presrv by vngr/actiacid	11 346	12 659	44 910	48 513



Tabel 3 : Ekspor Indonesia menurut Komoditi ( Kode HS 10 digit )  
**Export of Indonesia by Commodity ( 10 digit of HS Code )**

Mei 2016

**May**

Kode H S H S Code	Uraian golongan barang Group description	Berat bersih / Net weight (Kg)		Nilai / Value F.O.B. ( U S \$ )	
		Bulan ini Current month	Kumulatif Cum. Jan. to date	Bulan ini Current month	Kumulatif Cum. Jan. to date
(1)	(2)	(3)	(4)	(5)	(6)
2004909000	Oth vegetables & mixtures of vegetables, frozn, prep/presrv by vinegar/ acetic acid	-	26 804	-	72 349
2005201100	Potatoe chip&stick in airtight container not frozn, not prep/presrv by vinegar/ ace	-	44 538	-	121 641
2005510000	Beans, shelled, not frozen, not prepared or preserved by vinegar or acetic acid	-	16 107	-	75 324
2005599000	Oth bean not in airtight contnr, not frozn not prep/presrv by vinegar/ acetic acid	1 107	30 923	3 484	72 568
2005999000	Oth vgtbl&mixtr of vegt not in airtght containr, not frozn, not prep by vin/ acid	71 837	486 460	83 184	526 935
2006000000	Vegetables, fruit, nuts, fruit-peel & oth parts of plants, preserved by sugar	69 580	155 238	64 550	147 174
2007100000	Jams, fruit jellies, marmalades, fruit/ nut, homogenised preparations	102 479	407 280	205 281	932 992
2007910000	Citrus fruit	730	2 785	113	447
2007991000	Fruit pastes oth than of mango, pineapples or strawberries	1 000	45 642	3 987	213 616
2007999000	Fruit pastes of mango, pineapples or strawberries	56 365	414 375	107 977	730 834
2008111000	Roasted ground nuts, othwise prepared / preserved	137 735	725 762	375 693	1 993 869
2008112000	Peanut butter, othwise prepared / preserved	20 040	77 008	59 456	229 840
2008119000	Oth ground nuts, othwise prepared / preserved	117 913	349 732	381 060	1 148 425
2008191000	Cashew, incl. mixtures, othwise prepared or preserved	37 479	607 084	337 986	1 403 905
2008199000	Other nuts and seeds, othwise prepared or preserved	204 872	413 751	283 719	860 014
2008200000	Pineapples, othwise prepared/ preserved	8 991 432	37 655 297	10 879 357	45 785 921
2008809000	Strawberrie, no sugar/ oth sweetening matter/ spirit otw prepared/ preserved	170	920	156	2 339
2008910000	Palm hearts, otherwse prep/preserved, whether or not containing added sugar	-	2 700	-	2 400
2008971000	Mixture of stem, root& oth edible part of plant not incl fruit/ nut, otw prep/ presv	-	4 080	-	7 221
2008972000	Mxtr e oth of stem, root& oth edible part of plant not incl fruit/ nut, otw prep/ pres	526 681	1 823 141	665 854	2 457 066
2008979000	Oth mixtures othwise prep./ preserved	-	818	-	1 120
2008993000	Stem, root& oth. edible part of plant not inc friuts or nuts, otw prep/ preserved	737	62 947	5 334	23 981
2008999000	Othwise prepared or preserved, not added sugar/ sweetening matter or spirit	657 396	3 173 152	908 133	4 012 671
2009120000	Orange juice, not frozen, of a brix value not exceeding 20	-	368 604	-	228 728
2009190000	Other orange juice	113 543	320 231	48 823	171 652
2009290000	Other grapefruit juice	723	2 654	1 881	7 763
2009410000	Pineapple juice, of a brix value not exceeding 20	33 600	117 600	21 702	79 277
2009490000	Other pineapple juice	1 003 008	4 272 530	2 888 846	11 797 196
2009690000	Other grape juice	-	78	-	75
2009790000	Other apple juice	1 062	4 547	1 332	5 560
2009819000	Cranberry juice not for infant use	-	25 490	-	16 230
2009891000	Blackcurrant juice	-	21 440	-	37 960
2009899900	Oth juice of any oth single fruit / vegetables not for infant use	44 309	391 337	67 299	313 901
2009901000	Mixtures of juices for instant use	-	2 450	-	5 873
2009909000	Mixtures of juices not for instant use	59 922	443 811	75 711	593 171
2101111000	Instant coffee	10 568 915	57 960 973	31 780 665	170 778 503
2101119000	Extracts, essences and concentrates oth than coffee	61 530	397 263	500 207	2 665 294
2101121000	Mixtures in pasta form w/ a basis of ground roastd coffee, cont vegetable fat	-	15 960	-	44 634
2101129000	Prep w/ basis extrct, esenc/ conctrts/ w/ basis coffee, oth thn mxtr in pasta form	713 390	3 111 895	1 482 398	7 128 021
2101201000	Tea preprtn consisting of a mixture of tea, milk powder and sugar	81 090	324 135	276 760	967 905
2101209000	Oth extract, essence, concentrate, of tea or mate & prep. milk powder and sugar	30 223	298 848	183 755	665 378
2101300000	Roasted chicory& oth. roasted coffee substitute, extract, essence& concent. thereof	-	557	-	4 374
2102100000	Active yeasts	20	14 008	20	19 724

Tabel 3 : Ekspor Indonesia menurut Komoditi ( Kode HS 10 digit )  
**Export of Indonesia by Commodity ( 10 digit of HS Code )**

Mei 2016

**May**

Kode H S H S Code	Uraian golongan barang Group description	Berat bersih / Net weight (Kg)		Nilai / Value F.O.B. ( U S \$ )	
		Bulan ini Current month	Kumulatif Cum. Jan. to date	Bulan ini Current month	Kumulatif Cum. Jan. to date
(1)	(2)	(3)	(4)	(5)	(6)
2102200000	Inactive yeasts; oth single-cell micro organisms, dead	-	1 778	-	1 790
2102300000	Prepared baking powders	15 788	43 335	47 516	152 194
2103100000	Soya sauce	766 986	3 921 074	1 132 403	5 597 536
2103200000	Tomato ketchup and other tomato sauces	89 022	3 109 103	53 193	278 765
2103300000	Mustard flour & meal & prepared mustard	4 340	13 669	5 780	22 593
2103901000	Chilli sauce	708 057	2 773 953	1 148 505	4 855 161
2103903000	Fish sauce	3 520	21 672	9 627	53 383
2103904000	Oth mixed condiments and mixed seasonings, including belachan	619 408	2 386 715	631 675	6 484 326
2103909000	Oth sauces and preparations therefor; mustard flour & meal & prepared mustard	1 380 691	6 979 839	7 140 088	33 031 071
2104101100	Soups and broths & preparation therefor containing meat for infant use	285	285	1 685	1 685
2104101900	Soups and broths & preparation therefor cont meat not for infant use	-	476	-	4 849
2104109900	Soups and broths & preparation therfor not cont meat notfor infant use	5 573	18 497	22 149	33 362
2104201100	Homogenised composite food preparation, containing meat for infant use	35	35	15	15
2104201900	Homogenised composite food preparation, containing meat not for infant use	108 781	527 552	591 890	2 788 434
2104209100	Homogenised composite food preparation, not containing meat for infant use	250	491	1 694	3 012
2104209900	Homogenised composite food preparation, not containing meat not for infant use	8 254	8 911	19 786	20 378
2105000000	Ice cream and other edible ice, whether or not containing cocoa	711 736	8 852 003	1 744 754	9 961 578
2106100000	Protein concentrates and textured protein substances	432	41 552	1 820	50 282
2106901000	Dried bean curd and bean curd sticks	19	51 829	20	105 541
2106902000	Flavoured or colored syrups	32 840	190 560	54 765	386 764
2106903000	Non-dairy creamer	1 770 537	10 908 494	3 387 611	18 766 894
2106904100	Autolysed yeast preparations in powder form	280	605	2 650	2 722
2106904900	Autolysed yeast preparations not in powder form	4 349	31 781	27 453	158 915
2106905100	Non-alcoholic prep of raw material for the manufact of composite concentrates	33 200	193 120	193 253	887 616
2106905200	Non-alcoholic composite concentrtrts for simple dilution w/ water to mk beverage	1 982 421	11 215 592	9 838 624	56 054 201
2106905300	Ginseng based products	3 380	13 442	12 500	100 827
2106905900	Other non-alcoholic preparations use for making / manufacturing beverages	79 748	313 773	216 124	1 000 048
2106906500	Composite concentrates for simple dilution w/ water to not in liquid	-	2 400	-	17 276
2106906900	Oth alcoholic preparations of kind used for the manufacture of beverages	1 350	3 326	281	2 019
2106907000	Food supplements	259 783	1 589 676	2 529 243	11 850 972
2106908000	Fortificant premixes	10 455	395 030	20 876	379 129
2106909100	Oth mixtures of chemicals/oth substances of a kind used for food process.	270 820	654 114	548 267	1 881 274
2106909200	Ginseng based preparations	1	3 377	1	18 126
2106909300	Foods preparations for lactase deficient infants	21 868	146 797	102 241	659 514
2106909400	Other food preparations for infant use	252	53 744	759	207 617
2106909500	Seri kaya	-	126	-	105
2106909600	Other medical foods	21 688	61 329	255 145	853 417
2106909800	Other flavouring preparations	99 194	427 806	161 116	902 138
2106909910	Tempeh	44 988	163 068	91 274	343 884
2106909990	Other food preparations not elsewhere specified or included	8 658 188	34 870 075	14 539 223	59 065 460
2201100010	Mineral waters	4 338 093	27 251 453	625 857	3 902 288
2201100020	Aerated waters	-	1 667 536	-	10 279
2201909010	Demineralized waters	700	21 057	2 625	5 748
2201909090	Other waters not containing added sugar or oth sweetening matter nor flavoured	45 647	339 451	62 819	304 341
2202101000	Sparkling mineral waters and aerated waters, flavoured	1 941 875	8 934 564	1 114 172	5 435 376

Tabel 3 : Ekspor Indonesia menurut Komoditi ( Kode HS 10 digit )  
**Export of Indonesia by Commodity ( 10 digit of HS Code )**

Mei 2016

**May**

Kode H S H S Code	Uraian golongan barang Group description	Berat bersih / Net weight (Kg)		Nilai / Value F.O.B. ( U S \$ )	
		Bulan ini Current month	Kumulatif Cum. Jan. to date	Bulan ini Current month	Kumulatif Cum. Jan. to date
(1)	(2)	(3)	(4)	(5)	(6)
2202109000	Other waters, containing added sugar/ oth sweetening or flavoured	4 702 828	17 988 393	4 079 152	15 759 477
2202901000	Flavoured uht milk drinks	430 283	4 695 109	599 097	5 111 169
2202902000	Soya milk drinks	144	38 186	860	46 648
2202903000	Oth non-aerated beverage ready for immediate consumption without dilution	4 462 333	18 465 866	2 390 792	10 258 717
2202909000	Oth non-alcoholic beverages, excluding fruit or vegetable juices	513 524	1 824 785	269 901	1 108 889
2203001000	Beer made from malt, Stout and porter	86 153	459 670	115 567	612 619
2203009000	Other beer made from malt,including ale	1 192 559	3 268 997	1 466 641	4 116 460
2204100000	Sparkling wine	42 047	192 174	973 448	4 406 136
2204211100	Wine, in containers <= 2 l, alcoholic strength by volume <= 15%	130	221	7 187	7 792
2204212100	Grape must,in container <=2 l,alcoholic strength by volume <= 15%	-	10 109	-	17 340
2204291400	Wine, in containers > 2 l, alcoholic strength by volume > 23%	-	1 625	-	3 828
2206001000	Cider and perry	2 220	3 805	2 304	3 490
2206009900	Other fermented beverages,including	3 628	46 563	7 159	68 034
2207100000	Undenatured ethylalcohol of alcoholic	870 790	21 834 357	821 541	17 913 420
2207201900	Oth denatured ethyl alcohol, including	-	14 160	-	11 968
2207209000	Other ethyl alcohol and other spirits	30 896	86 736	37 119	103 634
2208205000	Brandy	-	453	-	1 615
2208209000	Other spirits obtained by distilling	40 480	40 480	113 602	113 602
2208300000	Whiskies	69	9 165	207	168 280
2208400000	Rum & oth spirit obtained by	-	1 000	-	4 538
2208500000	Gin & geneva	-	374	-	1 615
2208600000	Vodka	28 020	33 031	154 187	202 341
2208905000	Arrack,pineapple spirit of an alcoholic strength by volume <= 40%	-	110	-	326
2208909000	Other spirituous beverages	-	414	-	1 615
2209000000	Vinegar and substitutes for vinegar obtained from acetic acid	32 362	153 572	194 453	232 730
2301100000	Flours, meals & pellets, of meat / meat offal; greaves	6	12 006	1 215	3 915
2301201000	Flours,meal&pellet,of fish w/ a protein content weight <60% /crustacean,mollus	20 000	420 630	13 050	366 990
2301202000	Flours,meal&pellet,of fish w/ a protein content weight >=60% /crustacean, moll	245 000	803 320	277 225	1 003 374
2301209000	Oth flours,meals&pellets unfit for human conspmsion	186 750	1 251 206	164 338	2 630 354
2302100000	Bran, sharps and other residues of maize (corn)	372 360	1 681 980	65 311	287 181
2302300000	Bran, sharps and other residues of wheat	55 295 594	212 365 106	9 109 298	37 822 948
2302401000	Bran, sharps and other residues of rice	132 000	660 000	45 540	227 700
2302409000	Bran, sharps and other residues of oth cereals	50 150	150 850	8 926	27 145
2303101000	Residues of starch manufacture of manioc (cassava) or sago	-	30	-	39
2303109000	Other residues of starch and similar residues	360 725	1 130 855	132 998	449 242
2303200000	Beet pulp, bagasse and other waste of sugar manufacture	416 512	1 652 724	90 735	350 942
2304009000	Oil-cake&other solid residues, from extraction of soyabean oil	-	58 200	-	31 603
2306500000	Oil-cake and other solid residues of coconut/copra	9 167 161	123 513 743	1 639 322	19 867 604
2306600000	Oil-cake and other solid residues of palm nuts or kernels	288 076 122	1 403 194 843	24 273 654	129 488 865
2306901000	Oil-cake and other solid residues of maize (corn) germ	94 720	221 360	12 164	29 149
2306909000	Other oil-cake and other solid residues	2 372 760	9 489 240	361 560	1 604 024
2308000000	Vegetable materials and waste, residues of a kind used in animal feeding	508 540	2 557 306	73 757	379 604
2309109000	Dog or cat food, put up for retail sale, not containing meat	46 405	116 813	48 657	117 650
2309901100	Complete feed of a kind suitable for poultry	346 711	1 569 995	64 815	409 680
2309901300	Complete feed of a kind suitable for prawns	20 000	4 296 400	25 659	3 785 040
2309901900	Other complete feed	612 126	4 356 435	160 930	1 273 511
2309902000	Premixes, feed supplements and feed additives for animal	1 134 361	8 349 558	1 178 007	8 052 571

Tabel 3 : Ekspor Indonesia menurut Komoditi ( Kode HS 10 digit )  
**Export of Indonesia by Commodity ( 10 digit of HS Code )**

Mei 2016

**May**

Kode H S H S Code	Uraian golongan barang Group description	Berat bersih / Net weight (Kg)		Nilai / Value F.O.B. ( U S \$ )	
		Bulan ini Current month	Kumulatif Cum. Jan. to date	Bulan ini Current month	Kumulatif Cum. Jan. to date
(1)	(2)	(3)	(4)	(5)	(6)
2309909000	Other preparations of a kind used in animal feeding, not containing meat	401 366	1 174 825	393 217	1 143 384
2401101000	Virginia tobacco, not stemmed/stripped, flue-cured	154 233	165 448	940 939	984 861
2401105000	Oth tobacco, not stemmed/stripped, flue-cured	159 580	436 170	2 428 904	3 347 281
2401109000	Oth tobacco, not stemmed/stripped, not flue-cured	785 877	2 569 809	3 125 171	13 001 347
2401201000	Virginia tobacco, partly or wholly stemmed/stripped,flue-cured	112 310	2 092 237	801 009	12 053 208
2401203000	Oriental tobacco, partly or wholly stemmed/stripped	-	642 150	-	1 363 360
2401204000	Burley tobacco, partly or wholly stemmed /stripped	-	257 474	-	1 677 546
2401205000	Oth tobacco, partly or wholly stemmed/ stripped, flue-cured	605 701	3 349 043	2 011 821	12 112 521
2401209000	Oth tobacco, partly or wholly stemmed/ stripped,not flue-cured	628 340	2 613 541	3 204 539	14 026 385
2401301000	Tobacco stems	30 345	456 982	50 873	557 189
2401309000	Other tobacco refuse	104 708	742 160	265 138	1 560 484
2402100000	Cigars, cheroots and cigarillos, containing tobacco	220 761	1 168 992	4 606 848	25 405 700
2402201000	Beedies	-	1 001	-	32 360
2402202000	Clove cigarettes	439 905	2 691 414	4 284 413	27 326 910
2402209000	Other cigarettes containing tobacco	5 378 937	28 719 170	55 561 473	272 561 111
2402902000	Cigarettes of tobacco substitutes	462 103	1 825 931	652 918	2 416 956
2403191100	Ang hoon, packed for retail sale	-	6 500	-	34 892
2403191900	Not ang hoon, packed for retail sale	55 738	252 405	579 767	2 579 488
2403192000	Oth manufactured tobacco for the manufacture of cigarette	635 097	1 783 040	4 554 340	12 852 222
2403199000	Other smoking tobacco, whether or not containing tobacco substitutes	58 769	209 722	821 317	3 104 463
2403919000	Homogenised or reconstituted tobacco, packed not for retail sale	53 880	236 139	633 024	2 750 564
2403991000	Tobacco extracts and essences	720	2 359	19 058	76 579
2403999000	Oth manufactures tobacco & manufactured tobacco substitutes	-	5 298	-	37 346
2501001000	Table salt	13 482	416 692	13 470	127 162
2501002000	Rock salt	3 160	3 160	1 307	1 307
2501005000	Sea water	-	37 430	-	8 283
2501009010	Oth salt cont. at least 94.7% sodium chloride calculated on a dry basis	56 000	56 000	3 192	3 192
2501009090	Other salt and sea water	-	805	-	338
2503000000	Sulphur of all kinds, oth than sublimed, precipitated and colloidal sulphur	-	24 000	-	4 238
2505900000	Other natural sands,whether/not colored other than metal-bearing sands	-	953	-	6 145
2507000000	Kaolin and other kaolinic clays,whether or not calcined	6 948 700	8 868 400	267 679	631 817
2508100000	Bentonite	-	160 000	-	63 968
2509000000	Chalk	900	1 298	900	1 035
2511100000	Natural barium sulphate (barytes)	-	75 000	-	15 414
2513100000	Pumice stone	3 741 830	19 528 070	264 333	1 367 065
2513200000	Emery, natural corundum, natural garnet and other natural abrasives	-	480 000	-	48 000
2515121000	Marble and travertine, merely cut into b locks	6 011 993	19 991 637	799 070	2 668 795
2515200000	Ecaussine & other calcareous monumental or building stone; alabaster	115	115	86	86
2516202000	Sandstone,merely cut into blocks or slabs	-	1 125	-	1 000
2516900000	Other monumental or building stone	-	62 250	-	16 265
2517100000	Pebbles, gravel, broken/crushed stone whether or not heat treated	820 378 387	3 666 506 862	4 707 496	21 548 111
2517410000	Granules, chippings and powder of marble	150	150	750	750
2517490000	Granules, chippings & powder of stones whether or not heat treated	266 148	1 210 489	35 501	180 161
2518100000	Dolomite, not calcined or sintered	-	15 002	-	571
2520100000	Gypsum, anhydrite	-	400	-	240
2520209000	Other plasters	47 306	217 932	9 321	44 738
2521000000	Limestone flux; limestone and other calcareous stone of lime or cement	228 000	1 064 000	38 274	177 947
2522200000	Slaked lime	300 000	10 920 000	39 000	1 202 150

Tabel 3 : Ekspor Indonesia menurut Komoditi ( Kode HS 10 digit )  
**Export of Indonesia by Commodity ( 10 digit of HS Code )**

Mei 2016

**May**

Kode H S H S Code	Uraian golongan barang Group description	Berat bersih / Net weight (Kg)		Nilai / Value F.O.B. ( U S \$ )	
		Bulan ini Current month	Kumulatif Cum. Jan. to date	Bulan ini Current month	Kumulatif Cum. Jan. to date
(1)	(2)	(3)	(4)	(5)	(6)
2523101000	Cement clinkers, for white cement	71 715 800	245 020 360	2 392 741	8 290 596
2523109000	Other cement clinkers	24 278 638	99 521 291	736 528	2 959 595
2523210000	Portland cement, white cement, whether or not artificially coloured	4 318 005	17 949 160	482 611	2 040 417
2523291000	Portland cement, coloured cement	25 600 500	77 325 525	1 647 198	5 057 745
2523299000	Other portland cements	21 213 330	99 701 419	914 587	4 574 589
2523900000	Other hydraulic cements	5 926 825	25 834 740	442 487	2 072 028
2524900000	Other asbestos	-	150 060	-	2 374
2526201000	Talc powder, crushed or powdered	-	7 054	-	2 038
2526209000	Oth natural steative, crushed/powdered	2 250	2 250	2 570	2 570
2530201000	Kieserite	-	50 000	-	10 800
2530901000	Zirconium silicates of a kind used as opacifiers	272 000	1 491 000	328 148	1 837 057
2530909000	Other mineral substances not elsewhere specified or included	6 486 427	47 193 685	279 935	2 426 457
2601110000	Iron ores and concentrates, other than roasted iron pyrites :non agglomerated	540 210 000	1 538 654 000	4 186 628	10 527 365
2603000000	Copper ores and concentrates	113 385 404	607 605 660	183 282 888	959 913 360
2607000000	Lead ores and concentrates	-	4 545 991	-	2 499 751
2608000000	Zinc ores and concentrates	-	9 448 000	-	3 266 833
2613100000	Molybdenum ores and concentrates, roasted	26 000	26 000	154 252	154 252
2615100000	Zirconium ores and concentrates	4 365 000	13 175 200	3 720 133	11 790 795
2619000000	Slag,dross (not granula slag),scalling & oth waste fr the manufac.of iron / steel	10 000 000	51 781 800	150 000	1 184 064
2620110000	Slag,ash & residues containing mainly zinc, hard zinc spelter	692 141	1 212 037	260 994	685 832
2620190000	Slag,ash & residues containing mainly zinc, not hard zinc spelter	3 341 900	12 623 899	387 924	1 876 989
2620300000	Slag,ash & residues containing mainly copper	46 000	318 275	5 980	41 534
2620400000	Slag,ash & residues containing mainly alumunium	300 733	1 002 155	57 739	136 922
2620600000	Slag,ash & residues containing arsenic, mercury,thallium or their mixtures	-	20 030	-	2 945
2620910000	Slag,ash &residues containing antimony, beryllium,cadmium,chromium/their mixture	-	30 677	-	9 203
2621900000	Seaweed ash (kelp)	245 000	1 109 240	52 475	250 969
2701121000	Bituminous coal: coking coal	6 490 726 299	34 139 011 851	287 773 553	1 580 747 777
2701129000	Bituminous coal: not coking coal	3 183 470 684	18 750 056 068	139 504 395	826 121 974
2701190000	Other coal,whether or not pulverised but not agglomerated	14 950 952 858	74 906 067 086	492 906 476	2 489 076 504
2702100000	Lignite, whether or not pulverised, but not agglomerated	4 318 080 229	16 465 919 832	111 733 240	431 446 456
2707100000	Benzol (benzene)	2 000 000	11 008 346	850 000	4 193 293
2707999000	Other products of the distilled of high temperature coal tar	24 000 000	92 307 232	10 932 000	39 950 835
2709001000	Crude petroleum oil	1 463 152 837	6 516 721 550	372 133 614	1 928 574 862
2709002000	Condensate	214 637 131	754 465 178	59 814 329	238 013 116
2709009000	Other petroleum oil, crude	-	500	-	388
2710121400	Motor spirit, of RON 90 and above, but below RON 97, unleaded	-	1 349 460	-	693 733
2710123000	Tetrapropylene	-	450	-	1 254
2710124000	White spirit	-	200	-	200
2710129000	Other petroleum oil, light oil & other than crude	-	31 525	-	43 989
2710194100	Lubricating oil basestock	18 036 755	97 382 411	10 610 841	54 741 289
2710194200	Lubricating oils for aircraft engines	3 741	3 775	6 679	6 899
2710194300	Other lubricating oils	8 015 331	36 872 873	5 627 189	30 716 932
2710194400	Lubricating greases	16 724	233 111	25 071	411 804
2710195000	Hydraulic brake fluid	6 210	9 046	3 087	5 259
2710196000	Transformer and circuit breakers oils	-	6 300	-	4 750
2710197900	Other fuel oils	61 339 387	163 235 787	12 446 201	29 633 047
2710198200	Aviation turbine fuel (jet fuel) having a flash point of less than 23-c	111 720	670 320	60 876	254 418
2710199000	Other of diesel fuel, fuel oils	504 347	1 863 075	142 755	613 573
2710200000	Petroleum oils and obtained from bituminous minerals(oth then crude), con	508	508	305	305
2710990000	Other waste oils	816 736	3 351 562	301 225	1 417 683

Tabel 3 : Ekspor Indonesia menurut Komoditi ( Kode HS 10 digit )  
**Export of Indonesia by Commodity ( 10 digit of HS Code )**

Mei 2016

**May**

Kode H S H S Code	Uraian golongan barang Group description	Berat bersih / Net weight (Kg)		Nilai / Value F.O.B. ( U S \$ )	
		Bulan ini Current month	Kumulatif Cum. Jan. to date	Bulan ini Current month	Kumulatif Cum. Jan. to date
(1)	(2)	(3)	(4)	(5)	(6)
2711110000	Liquid natural gas	1 208 091 553	6 701 457 752	314 357 071	2 097 616 310
2711120000	Liquid propane	-	130 000	-	69 550
2711149000	Liquid propylene, butylene & butadiene	3 960 000	8 160 000	2 624 000	5 102 000
2711190000	Other liquid petroleum gas	21 600	156 500	15 670	104 173
2711219000	Natural gas in gaseous state not kind used as a motor fuel	592 442 409	2 866 342 524	147 782 678	702 199 635
2711290000	Oth natural gas in gaseous state	-	20	-	48
2712100000	Petroleum jelly	13 413	80 853	17 559	110 064
2712901000	Other paraffin wax containing by weight >= 0.75% of oil	475 290	1 810 210	376 163	1 583 197
2712909000	Microcrystalline petroleum wax, slack wax, ozokerite, lignite wax, peat wax	1 098 410	6 278 527	741 107	4 130 866
2713110000	Petroleum coke, not calcined	23 882 125	120 888 941	3 881 142	18 705 612
2713120000	Petroleum coke, calcined	-	4 060 000	-	1 340 649
2713200000	Petroleum bitumen	99 975	224 975	34 791	119 139
2713900000	Other residues of petroleum oils or of oils obtained from bituminous minerals	114 696 163	907 956 172	26 932 042	194 042 840
2714100000	Bituminous or oil shale and tar sands	-	76 620	-	35 120
2714900000	Asphalites and asphaltic rocks	429 940	57 392 750	66 450	2 182 270
2715000000	Bituminous mix. based on natural asphalt on natural bitumen, on petroleum bitume	-	97 000	-	44 450
2801100000	Chlorine	-	11 230	-	54 889
2801200000	Iodine	5 000	11 700	110 000	274 367
2803004010	Rubber grade of other carbon black	1 731 025	7 513 137	1 128 996	5 128 834
2803004090	Other rubber grade of other carbon black	-	15 000	-	4 650
2803009000	Other acetylene black of other carbon	60 135	140 320	20 952	52 146
2804100000	Hydrogen	-	200	-	924
2804290000	Other rare gases	66 215	66 215	7 197	7 197
2804300000	Nitrogen	60	4 560	2 064	17 064
2804400000	Oxygen	100	15 121	174	824
2804610000	Silicon, containing by weight >= 99.99%	4	253	120	458
2804690000	Silicon, containing by weight < 99.99%	-	11	-	15 008
2804700000	Phosphorus	-	9 850	-	56 530
2805120000	Calcium	-	1 333	-	581
2805400000	Mercury	112 325	274 225	199 260	2 337 802
2806100000	Hydrogen chloride (hydrochloric acid)	-	970 000	-	97 135
2808000000	Nitric acid; sulphonitric acids	1	1	9	9
2810000000	Oxide of boron; boric acids	-	100	-	228
2811199010	Sulphamic acid	1 135 210	5 350 148	684 495	3 304 331
2811210000	Carbon dioxide	20 390	20 580	7 544	7 891
2811221000	Silica powder	652 442	3 346 437	850 456	4 513 836
2811229000	Other Silicon powder	505 415	1 885 196	1 001 139	3 236 725
2811292000	Sulphur dioxide	-	42 501	-	25 725
2812900000	Other halides and halide oxides of non metals	-	3 364	-	24 500
2813100000	Carbon disulphide	525 790	4 337 250	338 121	3 462 456
2814100000	Anhydrous ammonia	152 088 959	515 139 198	50 891 228	173 736 759
2814200000	Ammonia in aqueous solution	83 876	536 456	11 323	175 324
2815110000	Sodium hydroxide (caustic soda), solid	130 000	1 354 035	59 790	631 921
2815120000	Sodium hydroxide (caustic soda), in aqueous solution(lye or liquid soda)	6 804 160	15 837 413	984 293	2 339 234
2817001000	Zinc oxide	1 019 600	2 514 680	2 093 008	4 953 668
2818100000	Artificial corundum, whether or not chemically defined	1 002	1 053	18 390	24 343
2818200000	Aluminium oxide, other than artificial corundum	3 354 200	9 949 870	1 117 629	3 702 174
2818300000	Aluminium hydroxide	1 167 615	12 112 851	345 856	2 553 255
2820100000	Manganese dioxide	467 500	905 000	101 563	191 601
2820900000	Other manganese dioxide	80 000	200 000	50 500	127 450
2821100000	Iron oxides and hydroxides	44 756	77 606	30 501	52 361
2821200000	Earth colors containing >=70% by weight of combined iron evaluated as Fe2 O3	-	13 625	-	15 274
2822000000	Cobalt oxides and hydroxides, commercial cobalt oxides	-	540	-	2 009
2823000000	Titanium oxides	-	12	-	785
2825100000	Hydrazine, hydroxylamine, and their inorganic salt	-	1 020	-	2 223
2825500000	Copper oxides and hydroxides	-	5 000	-	31 350
2825700000	Molybdenum oxides and hydroxides	-	90 550	-	44 743

Tabel 3 : Ekspor Indonesia menurut Komoditi ( Kode HS 10 digit )  
**Export of Indonesia by Commodity ( 10 digit of HS Code )**

Mei 2016

**May**

Kode H S H S Code	Uraian golongan barang Group description	Berat bersih / Net weight (Kg)		Nilai / Value F.O.B. ( U S \$ )	
		Bulan ini Current month	Kumulatif Cum. Jan. to date	Bulan ini Current month	Kumulatif Cum. Jan. to date
(1)	(2)	(3)	(4)	(5)	(6)
2826120000	Fluorides of aluminium	700 000	1 900 000	563 500	1 702 000
2826190000	Other fluorides	-	4 631	-	9 832
2827100000	Ammonium chloride	-	700	-	1 022
2827201000	Calcium chloride, commercial grades	22 117	46 650	59 494	107 714
2827209000	Calcium chloride, not commercial grades	74 915	354 877	175 765	844 566
2827310000	Other chlorides of magnesium	700	6 300	490	3 010
2827320000	Other chlorides of aluminium	494 639	2 316 919	165 557	807 694
2827392000	Other chlorides of iron	11 605	15 480	12 472	19 777
2827399000	Other chlorides	9 600	57 600	44 262	263 427
2827490000	Other chloride oxides & chloride hydroxides	-	25	-	2 207
2827510000	Bromides of sodium or of potassium	800	2 725	1 264	3 220
2827590000	Other bromides of sodium or of potassium	-	200	-	1 040
2827600000	Iodides and iodide oxides	-	440	-	12 782
2828100000	Commercial calcium hypochlorite & other calcium hypochlorites	1 295	1 295	488	488
2828909000	Other hypochlorite	-	6 851	-	5 524
2829110000	Chlorates of sodium	-	15	-	36
2829909000	Other perchlorites; bromates and perbromates: iodates and periodates	12 360	27 680	5 068	11 909
2830100000	Sodium sulphides	9	29	15	43
2830909000	Polysulphides, whether or not chemically defined	-	1	-	12
2831100000	Dithionites and sulphonylates of sodium	18 000	21 000	31 140	43 140
2832100000	Sodium sulphites	186 600	572 400	50 453	155 448
2832200000	Other sulphites	-	1 160	-	1 393
2832300000	Thiosulphates	-	572	-	3 769
2833110000	Disodium sulphate	3 992 500	25 614 500	197 130	1 306 585
2833190000	Other sodium sulphates	20 000	210 000	2 643	19 380
2833221000	Aluminium sulphate :commercial grade	226 000	746 500	43 689	145 453
2833229000	Aluminium sulphate: not commercial grade	1 668 578	12 883 335	301 476	2 173 498
2833250000	Copper sulphate	-	72 200	-	132 864
2833400000	Peroxosulphates (persulphates)	-	6 275	-	14 564
2835100000	Phosphinates (hypophosphites) and phosphonates (phosphites)	1	1 201	5	4 325
2835220000	Phosphates of mono- or disodium	6	4 006	70	14 070
2835240000	Phosphates of potassium	525	1 325	2 221	5 639
2835259000	Calcium hydrogenorthphosphate ("dicalciumphosphate"); unfeed grade	-	499	-	1 437
2835260000	Other phosphates of calcium	201 100	252 600	87 900	99 297
2835290000	Other phosphates	-	400	-	986
2835319000	Sodium triphosphate (sodium tripolyphosphate); unfood grade	1 000	94 000	1 175	97 072
2835399000	Other polyphosphates	425	2 841	7 815	21 094
2836200000	Disodium carbonate	463 200	2 878 200	178 592	1 143 600
2836300000	Sodium hydrogencarbonate (sodium bicarbonate)	4 014	10 147	2 609	6 563
2836500090	Calcium carbonate; not food or pharmaceutical grade	44 000	1 818 158	5 103	459 305
2836991000	Commercial ammonium carbonate	-	22 000	-	50 227
2836999000	Other calcium carbonate	-	4 080	-	9 753
2839191000	Sodium silicates	2 660 763	10 062 449	558 439	2 200 110
2839199000	Other silicates of sodium; commercial alkali metal silicates	-	20 235	-	14 986
2839900000	Other silicates; commercial alkali metal silicates	-	11 253	-	15 219
2840200000	Other borates	-	100	-	45
2842100000	Double/complex silicates,including aluminosilicates w.or not chemical defined	43 583	105 961	2 207	5 964
2843100000	Colloidal precious metals	-	207	-	15 363
2843300000	Gold compounds	-	6	-	164
2844109000	Ceramic products & mixtures containing natural uranium	-	102	-	1 000
2844401900	Other radioactive elements & isotopes & compounds, radioactive residues	334	1 371	2 657	10 185
2844409000	Ceramic products & mixtures containing isotop or compound,radioactive residues	-	430	-	9 998
2847001000	Liquid hydrogen peroxide,whether or not solidified with urea	57 600	835 733	19 325	300 709

Tabel 3 : Ekspor Indonesia menurut Komoditi ( Kode HS 10 digit )  
**Export of Indonesia by Commodity ( 10 digit of HS Code )**

Mei 2016

**May**

Kode H S H S Code	Uraian golongan barang Group description	Berat bersih / Net weight (Kg)		Nilai / Value F.O.B. ( U S \$ )	
		Bulan ini Current month	Kumulatif Cum. Jan. to date	Bulan ini Current month	Kumulatif Cum. Jan. to date
(1)	(2)	(3)	(4)	(5)	(6)
2847009000	Other hydrogen peroxide, whether or not solidified with urea other form	710 015	7 403 950	319 176	3 326 151
2848000000	Phosphides, whether or not chemically defined excluding ferrophosphorus.	-	9 210	-	6 631
2849100000	Carbides, whether or not chemically defined of calcium	25	25	50	50
2849200000	Carbides, whether or not chemically defined of silicon	-	1 690	-	8 928
2849900000	Carbides, whether or not chemically defined of other material	-	502	-	1 202
2852101000	Mercury sulphate whether chemically defined	-	1 218	-	1 890
2852109000	Inorganic or organic compounds of mercury chemically defined	3 000	10 823	445	1 721
2853000000	Other inorganic compounds (incl distil/conductivity water of simi)	2 249	12 871	2 517	11 209
2901100000	Saturated acyclic hydrocarbons.	-	36 240	-	54 481
2901210000	Ethylene	13 799 758	34 374 763	15 253 180	34 869 185
2901230000	Butene (butylene) and isomers thereof	12 780 000	48 943 855	6 051 200	19 578 085
2901240000	Buta-1, 3-diene and isoprene	12 150 000	30 900 000	10 060 294	23 735 802
2901291000	Acetylene	-	5 950	-	1 140
2901299090	Other acyclic hydrocarbons	2	12	80	1 352
2902190000	Other cyclanes	30 793	1 055 877	83 698	1 625 101
2902440000	Mixed xylene isomers	-	5	-	21
2902500000	Styrene	6 253 000	30 996 712	6 092 185	28 009 103
2902909000	Other cyclic hydrocarbons.	171	1 173	1 542	3 600
2903150000	Ethylene dichloride (ISO) 1,2-dichloroethane	25 650 148	102 291 520	6 032 777	22 085 455
2903210000	Vinyl chloride (chloroethylene)	7 201 550	8 902 533	4 113 092	5 070 456
2903750000	Dicloropentafluoropropanes	-	3 630	-	2 151
2904100000	Derivatives containing only sulpho groups their salts and ethyl esters	2	10	22	149
2904900000	Oth sulphonated, nitrated or nitrosated derivatives of hydrocarbon, whether or n	-	40 630	-	62 959
2905110000	Methanol (methyl alcohol)	40 497 227	165 275 679	5 211 788	20 445 252
2905120000	Propan-1-ol(propyl alcohol) & propan-2- ol (isopropyl alcohol)	-	1	-	7
2905130000	Butan-1-ol (n-butyl alcohol)	-	58 420	-	33 583
2905140000	Other butanols	1 005 011	3 007 234	615 067	1 532 969
2905160000	Octanol (octyl alcohol) and isomers thereof	9 548 224	37 437 203	9 101 286	32 427 593
2905170000	Dodecan-1-ol (lauryl alcohol), hexadecan-1-ol, and octadecan-1-ol	2 526 215	13 523 025	3 330 024	16 820 816
2905190000	Other saturated monohydric alcohols	205 326	2 031 620	431 607	3 849 506
2905220000	Acyclic terpene alcohols	520	1 592	4 575	15 110
2905290000	Other unsaturated monohydric alcohols	347	17 935	5 704	78 866
2905310000	Ethylene glycol (ethanediol)	423 310	4 490 798	304 239	2 751 907
2905320000	Propylene glycol (propane-1, 2- diol)	18 020	126 696	4 780	38 560
2905390000	Other diols	16 350	107 292	166 623	1 111 031
2905440000	D-glucitol (sorbitol)	5 744 880	26 867 170	3 864 289	17 323 677
2905450000	Glycerol	24 753 203	105 194 822	11 423 931	49 242 773
2905490000	Other polyhydric alcohols	-	5	-	10
2906110000	Menthol	600	743	13 585	18 511
2906190000	Other cyclanic, cyclenic/cycloterpenic	178	373	2 112	7 817
2906290000	Other aromatic	345	655	17 676	23 186
2907110000	Phenol (hydroxybenzene) and its salts	142 630	977 983	2 915 554	18 700 583
2907120000	Cresols and their salts	-	20	-	3 604
2907130000	Octylphenol, nonylphenol and their isomers, salts thereof	238 955	824 844	298 412	1 024 224
2907190000	Other monophenols	75	1 125	1 102	9 045
2907210000	Resorcinol and its salts	450	1 200	3 462	8 808
2907230000	4,4-isopropylidenediphenol (bisphenol a, diphenylolpropane) and its salts	-	84 800	-	148 734
2907299000	Other polyphenols; phenol-alcohols	200	1 440	2 120	2 784
2908990000	Oth halogenated, sulphonated, nitrated or nitrosated deriv. of phenols or pheno	18 400	114 404	27 859	196 477
2909200000	Cyclanic, cyclenic or cycloterpenic ethers & their halogenated,sulphonated,	171	563	8 274	25 225



Tabel 3 : Ekspor Indonesia menurut Komoditi ( Kode HS 10 digit )  
**Export of Indonesia by Commodity ( 10 digit of HS Code )**

Mei 2016

**May**

Kode H S H S Code	Uraian golongan barang Group description	Berat bersih / Net weight (Kg)		Nilai / Value F.O.B. ( U S \$ )	
		Bulan ini Current month	Kumulatif Cum. Jan. to date	Bulan ini Current month	Kumulatif Cum. Jan. to date
(1)	(2)	(3)	(4)	(5)	(6)
2909300000	Aromatic ethers & their halogenated, sulphonated, or nitrosated derivatives	29 699	216 687	199 052	1 398 136
2909410000	2,2-oxydiethanol (diethylene glycol, digol)	259 530	937 928	188 303	657 164
2909430000	Monobutyl ethers of ethylene glycol or of diethylene glycol	-	1 736	-	15 445
2909490000	Other ether-alcohols, their halogenated sulphonated, nitrated derivatives	500	3 842	6 000	43 246
2909500000	Ether-phenols, ether-alcohol-phenols & their halogenated, nitrated derivatives	57 169	405 343	868 715	6 036 489
2909600000	Alcohol peroxides, ether peroxides, ketone peroxides & their halogenated drv	310 279	1 104 013	665 338	3 179 507
2910300000	1-chloro-2,3-epoxypropane (epichlorohydrin)	-	25	-	49
2910900000	Other epoxides, epoxyalcohols, epoxy phenols & their halogenated derivatives	1	28	166	345
2911000000	Acetals & hemiacetals, whether or not with other oxygen function	1	15	41	490
2912120000	Ethanal (acetaldehyde)	670	895	1 481 400	1 482 125
2912191000	Butanal	-	60	-	757
2912199000	Other acyclic aldehydes without other oxygen function	71 212	122 362	195 538	330 593
2912210000	Benzaldehyde	-	5	-	38
2912290000	Other cyclic aldehydes without other oxygen function	33	279	2 071	7 405
2912410000	Vanillin (4-hydroxy-3-methoxybenzaldehyde)	-	4 980	-	254 498
2912420000	Ethylvanillin (3-ethoxy-4-hydroxybenzaldehyde)	-	25	-	394
2912490090	Other aldehyde-ethers, aldehyde-phenols & aldehydes with other oxygen function	3	183	454	9 530
2912500000	Cyclic polymers of aldehydes	-	3	-	386
2912600000	Paraformaldehyde	-	15 600	-	55 176
2914190000	Other acyclic ketones without other oxygen function	1	98	9	2 942
2914230000	Ionones and methylinones	-	4	-	164
2914291000	Camphor	10 899	33 541	43 537	144 497
2914299000	Other cyclanic, cyclenic or cycloterpenic ketones without other oxygen func.	110	536	5 151	38 809
2914390000	Other aromatic ketones without other oxygen function	-	478	-	54 875
2914400000	Ketone-alcohols and ketone-aldehydes	-	150	-	2 288
2914500000	Ketone-phenols & ketones without other oxygen function	50	132	902	2 260
2914690000	Other quinones	3	3	528	528
2915110000	Formic acid	50	61	342	518
2915130000	Esters of formic acid	2	7	101	242
2915210000	Acetic acid	-	26 016	-	21 918
2915291000	Sodium acetate; cobalt acetates	1 440	2 721	5 205	17 540
2915310000	Ethyl acetate	-	10	-	170
2915320000	Vinyl acetate	-	192	-	15
2915330000	n-butyl acetate	-	72 000	-	57 600
2915391000	Isobutyl acetate	-	200	-	1 269
2915392000	2-Ethoxyethyl acetate	-	20	-	67
2915399000	Other esters of acetic acid	947	22 524	5 252	55 522
2915500000	Propionic acids, its salts and esters	1	20 808	31	39 723
2915600000	Butanoic acids, pentanoic acids, their salts and esters	89	1 103	1 341	9 543
2915701000	Palmitic acid, its salts and esters	7 091 436	53 090 357	5 101 389	33 661 532
2915702000	Stearic acid	501 366	3 222 941	361 006	2 099 663
2915703000	Salts and esters of stearic acid	663 185	2 883 608	685 913	2 734 868
2915901000	Acetyl chloride	-	24 975	-	25 695
2915902000	Lauric acid, myristic acid, their salts and esters	14 667 931	84 794 640	18 812 382	82 424 541
2915909000	Other saturated acyclic monocarboxylic acid and their anhydrides, halides, pero	1 056 717	15 195 823	4 147 273	46 645 129
2916110000	Acrylic acid and its salts	838 589	6 564 664	637 844	4 728 222
2916120000	Esters of acrylic acid	2 560 461	13 319 440	2 591 414	12 824 240
2916141000	Methyl methacrylate	-	40	-	188
2916149000	Other esters of methacrylic acid	-	866	-	5 572
2916150000	Oleic, linoleic or linolenic acids, their salts and esters	500 000	3 172 853	486 465	3 614 614
2916190000	Other unsaturated acyclic monocarboxylic acids, their anhydrides, halides, peroxide	2 549 753	7 784 352	2 697 669	7 178 168

Tabel 3 : Ekspor Indonesia menurut Komoditi ( Kode HS 10 digit )  
**Export of Indonesia by Commodity ( 10 digit of HS Code )**

Mei 2016

**May**

Kode H S H S Code	Uraian golongan barang Group description	Berat bersih / Net weight (Kg)		Nilai / Value F.O.B. ( U S \$ )	
		Bulan ini Current month	Kumulatif Cum. Jan. to date	Bulan ini Current month	Kumulatif Cum. Jan. to date
(1)	(2)	(3)	(4)	(5)	(6)
2916200000	Cyclanic/cycloterpenic, monocarbo acids, their anhyd,halid,peroxy & their deriv	-	740	-	4 940
2916310000	Benzoic acid, its salts and esters	10 643	36 013	40 000	134 177
2916320000	Benzoyl peroxide and benzoyl chloride	59 316	241 932	149 781	609 164
2916391000	2,4-dichlorophenyl acetic acid & its salts and esters	-	60	-	784
2916392000	Esters of phenylacetic acid	-	5	-	253
2916399000	Oth aromatic monocarboxylic acids,their anhyd,halide&peroxi,peroxyacids&derivatv	-	110	-	9 930
2917110000	Oxalic acid, its salts and esters	-	263	-	6 609
2917129000	Oth adipic acid, its salts and esters, oth than dioctyl adipata	-	17 600	-	17 600
2917140000	Maleic anhydride	552 055	2 512 450	533 404	2 201 645
2917190000	Other acyclic polycarboxylic acids,their anhyd,halid,peroxid&peroxyacids & deriv	60 211	220 915	68 945	259 287
2917320000	Dioctyl orthophthalates	16 800	48 800	23 109	56 636
2917349000	Other esters of orthophthalic acid	-	190	-	285
2917350000	Phthalic anhydride	270 000	5 086 000	227 165	3 684 039
2917360000	Terephthalic acid and its salts	1 136 000	9 998 859	718 571	6 050 802
2917392000	Oth phthalic compoud of kind used as plasticisers&ester of phthalic anhydride	-	17 600	-	25 999
2918110000	Lactic acid, its salts and esters	14 000	92 930	26 792	176 304
2918140000	Citric acid	500	1 026	586	1 602
2918159000	Other salts and esters of citric acid	10 050	13 025	10 793	17 006
2918160000	Gluconic acid, its salts and esters	-	1 863 000	-	1 490 400
2918190000	Oth carboxylic acids w/ alcohol func but w/o oth oxygen func, their anhyd & derive	-	1	-	115
2918230000	Oth ester of salicylic acid and their salts	-	12 820	-	41 292
2918299000	Oth carboxylic acids w/ phenol func but w/o oxygen func,their anhyd,halid&derive	-	1	-	357
2918300000	Carboxylic acids w/ aldehyde/ketone func but w/o oxygen func & their derivative	20	125	566	2 065
2918990000	Oth carboxylic acid w/ oxygen func&halid ,anhyd,peroxid,peroxyacids&halogen deriv	29 540	122 492	187 285	698 575
2920909000	Oth esters of oth inorganic acids of non metal&their salts,than dimathyl sulphate	15	10 871	715	69 514
2921190000	Oth acyclic monoamines &their derivative ,salts thereof	30 926	156 376	102 566	490 863
2921210000	Ethylenediamine and its salts	-	19 500	-	45 825
2921290000	Oth acyclic polyamines &their derivative ; salt thereof	1 000	3 434	7 319	27 855
2921300000	Cyclanic, cyclenic /cycloterpenic mono/ polyamines&their derivative,salt thereof	-	360	-	5 537
2921490000	Oth aromatic monoamines & their derivate ; salts thereof	-	599	-	3 126
2922192000	D-2-amino-n-butyl-alcohol	-	360	-	965
2922410000	Lysine and its esters; salts thereof	25 664 950	117 305 271	22 903 489	107 014 242
2922421000	Glutamic acid	2 209 000	10 030 000	3 228 420	14 551 454
2922422000	Monosodium glutamate (MSG)	8 657 499	44 411 660	12 468 995	64 337 711
2922429000	Oth salt of glutamic acid	-	450	-	1 561
2922491000	Mephenamic acid and its salts	-	160	-	1 040
2922499000	Oth amino acids, cont one kind of oxygen func & their esters; salt thereof	-	2 281 498	-	13 901 838
2923100000	Choline and its salts	-	50 000	-	77 402
2923201000	Lecithins, whether or not chemically defined	-	2 501	-	12 222
2923209000	Phosphoaminolipids, whether or not chemically defined	-	24 400	-	10 656
2923900000	Oth quarternary ammonium salts and hydroxides whether/not chemically define	-	4 310	-	7 259
2924120090	Fluoroacetamide (ISO) & phosphamidon (ISO)	20 000	152 060	30 032	207 472
2924190000	Oth acyclic amides (incl acyclic carbama tes) & their derivatives; salts thereof	579 700	2 806 580	527 367	2 485 679
2924291000	Aspartame	-	686	-	2 744
2924299010	Asetaminophen(paracetamol);salicylamide; ethoxybenzamide	-	4	-	463

Tabel 3 : Ekspor Indonesia menurut Komoditi ( Kode HS 10 digit )  
**Export of Indonesia by Commodity ( 10 digit of HS Code )**

Mei 2016

**May**

Kode H S H S Code	Uraian golongan barang Group description	Berat bersih / Net weight (Kg)		Nilai / Value F.O.B. ( U S \$ )	
		Bulan ini Current month	Kumulatif Cum. Jan. to date	Bulan ini Current month	Kumulatif Cum. Jan. to date
(1)	(2)	(3)	(4)	(5)	(6)
2924299090	Oth cyclic amides(incl cyclic carbamate) and their derivatives; salts thereof	-	4 000	-	71 529
2925110000	Saccharin and its salts	10 000	40 600	95 000	399 406
2925290000	Oth imines and their derivatives; and salts thereof	325	326	3 055	3 191
2926200000	1-cyanoguanidine (dicyandiamide)	280	280	322	322
2926900000	Other nitrile-function compounds	1	352	148	10 077
2927001000	Azodicarbonamide	1 880 778	9 495 957	5 538 629	28 271 208
2927009000	Oth diazo-, azo- or azoxy-compounds	4 825	15 525	11 355	35 284
2928001000	Linuron	-	320	-	3 680
2928009000	Oth organic derivatives of hidrazine or of hydroxylamine	4 690	67 012	37 935	528 146
2929101000	Diphenylmethana dilsocyanata (MDI)	2 400	19 785	21 600	62 698
2929109000	Oth isocyanates	48 815	235 242	239 880	1 151 180
2929901000	Sodium cyclamate	482 250	2 253 026	899 114	3 983 838
2929909000	Oth compounds with other nitrogen funct	-	3	-	11
2930200000	Thiocarbamates and dithiocarbamates	-	4 650	-	18 321
2930400000	Methionine	-	20	-	263
2930901000	Dithocarbonates	-	1	-	3
2930909000	Oth organo-sulphur compounds	40 004	66 099	862 726	1 352 077
2931902000	N-(phosphonomethyl) glycine and salts thereof	-	46	-	1 245
2931903000	Ethephone	1 800	1 800	46 620	46 620
2931909090	Oth of oth organo-inorganic compounds	9 124	290 280	44 721	1 096 244
2932120000	2-furaldehyde (furfuraldehyde)	10	30	98	257
2932130000	Furfuryl alcohol and tetrahydrofurfuryl alcohol	-	49	-	530
2932190000	Oth comp cont an unfused furan ring(whet /not hydrogenated) in structure	36	648	2 307	13 556
2932200090	Other lactones	737	5 115	48 814	87 576
2932991000	Carbofuran	56	216	5 250	11 294
2933111000	Dipyrone (analgin)	14 925	14 925	133 105	133 105
2933119000	Oth phenazone (antipyrin) and its derive	-	11	-	377
2933210000	Hydantoin and its derivatives	-	10 200	-	15 829
2933299000	Oth compounds cont an unfused imidazole ring (whet/not hydrohenated) in structre	839	2 522	205 632	707 527
2933310000	Pyridine and its salts	-	1	-	10
2933391000	Chlorpheniramine and isoniazid	-	4	-	1 142
2933490000	Oth comp cont in struc a quinoline/isoqu inoline ring-syst(whet/not hydrogenated)	-	16	-	1 542
2933599000	Oth comp cont pyrimidine ring (whet/not hydrogenated)/piperazine ring in structr	-	2 122	-	9 593
2933690000	Oth comp cont unfused triazine ring(whet /not hydrogenated) in struct thn melamin	9 501	62 419	21 768	144 908
2933991000	Mebendazole or parbendazole	4	20	233	3 445
2933999000	Oth heterocyclic compounds with nitrogen hetero-atom(s) only	1 306 010	3 249 550	7 348 408	18 858 436
2934100000	Compounds contain unfused thiazole ring (weth/not hydrogenated) in the structure	3	1 305	739	13 062
2934200000	Compound containing in structure a benzo thiazole ring-system, not futher fused	-	160	-	950
2934991000	Nucleic acid and its salts	615 650	3 620 557	4 351 590	26 001 251
2934992000	Sultones, sultams, diltiazem	1 240	8 680	291 793	2 342 828
2934999000	Other nucleic acids&their salts,whet/not chemically define;oth heterocyclic comp	112 371	633 463	1 624 564	8 324 373
2935000000	Sulphonamides.	42 260	209 223	354 582	1 684 920
2936210000	Vitamins A & their derivatives	3 000	3 350	157 865	160 347
2936220000	Vitamins B1 & its derivatives	-	40	-	2 306
2936260000	Vitamin B12 & its derivatives	-	378	-	49 065
2936270000	Vitamin C & its derivatives	13 000	24 235	42 661	78 862
2936280000	Vitamin E & its derivatives	-	14 000	-	339 438
2936290000	Oth vitamins & their derivatives	1 417	135 692	10 915	898 572
2936900000	Provitamin, incl natural concentrates,& its derivative for vit, intermix of vit	2	6 077	2	223 782
2937220000	Halogenated derivatives of corticosteroi dal hormones	3	5	123	8 923
2937230000	Oestrogens & progestogens	323	323	297	297
2937290000	Oth steroidal hormone, their derivative& structural analogues	202	202	5 886	5 886

Tabel 3 : Ekspor Indonesia menurut Komoditi ( Kode HS 10 digit )  
**Export of Indonesia by Commodity ( 10 digit of HS Code )**

Mei 2016

**May**

Kode H S H S Code	Uraian golongan barang Group description	Berat bersih / Net weight (Kg)		Nilai / Value F.O.B. ( U S \$ )	
		Bulan ini Current month	Kumulatif Cum. Jan. to date	Bulan ini Current month	Kumulatif Cum. Jan. to date
(1)	(2)	(3)	(4)	(5)	(6)
2938900000	Oth glycoside, natural/reprodc by synth & their salts,ethers,esters & oth derive	21 780	96 727	55 301	255 097
2939201000	Quenine and it salts	7 407	44 701	808 176	5 036 155
2939209000	Oth alkaloid of cinchona and heir deriva tives; salts thereof, oth than quinine	-	1	-	5
2940000000	Sugars, chemically pure oth than sucrose ,lactose, maltose, glucose, & fructose	2 120 448	8 357 202	1 700 239	6 931 262
2941101100	Amoxicillins & its salts, non-sterile	-	2 575	-	67 723
2941101900	Amoxicillins & its salts, sterile	356	356	5 837	5 837
2941109000	Oth penicillins &their derive w/ penicil lanic acid structure; salt thereof	2 723	3 792	78 253	271 225
2941900000	Oth antibiotics	1 296	1 407	68 564	90 056
2942000000	Oth organic compounds.	161 756	630 024	1 170 003	3 885 333
3002103000	Antisera&modified immunological product whet/not modified/obtain biotech process	195	875	145	310
3002109000	Oth blood fractions, whet/not modified/ obtain by biotechnological process	14	157	250	1 561
3002201000	Tetanus toxoid	12 741	48 236	3 104 483	9 288 301
3002202000	Pertusis, measles, meningitis or polio vaccines	1 632	50 412	365 775	17 795 774
3002209010	Hepatitis vaccine	-	2	-	6
3002209090	Oth vaccines for human medicine oth than tetanus,partusis,messles,polio,hepatiti	350	7 625	24 192	4 801 355
3002300000	Vaccines for veterinary medicine	65 592	200 899	1 182 790	3 917 697
3002900000	Human blood;animal blood for therapeutic ,prophylactic/diagnostic uses	2 763	25 130	176 198	1 058 314
3003109000	Oth medcn cont penicillins /derivative's w/ penicillanic acid stru,not for retail	-	3 683	-	11 000
3003200000	Medicaments containing oth antibiotics	400	1 088	2 632	23 782
3003390000	Medicaments cont hormon oth insulin/prod head 2937 not cont antibiotic,not retail	100 562	288 671	1 252 846	3 476 293
3003900000	Oth medicaments cont mix _2 constituents for therapeutic/prophylactic,not retail	-	9 606	-	115 858
3004101500	Medicaments cont penicillin G (excl peni cilin G benzhatine),phenoxymethyl/salt's	2 108	6 613	183 341	584 916
3004101600	Medicaments cont ampicillin,amoxycillin/ their salts, of a kind taken orally,retl	26 497	102 612	1 295 273	4 192 632
3004101900	Oth medicaments cont penicillins/their derivatives, in doses/for retail	73 317	283 104	7 292 280	25 699 893
3004102100	Medicaments cont streptomycins/derivativ , in ointment form, in doses/for retail	31	140	601	2 527
3004102900	Medicaments cont streptomycins/derivativ ,other than ointment form,for retail	32 306	56 190	232	88 370
3004201000	Medicaments cont gentamycin, lincomycin, sulfamethoxazole/derive,for oral/ointmen	202	1 709	35 168	115 051
3004203100	Medicaments cont erythromycin/its deriva tive for taking orally, for retail sale	1 220	67 680	14 760	557 734
3004203900	Oth medicaments cont erythromycin/derive ,oth for taking orally/ointment,retail	3 762	15 871	241 854	1 058 265
3004207100	Medicaments cont tetracycline/chloramphe nicols/derive for taken orally/ointment	452	3 984	47 720	257 871
3004207900	Medicaments cont tetracycline/chloramphe nicols/derive oth taken orally/ointment	795	10 312	913 160	3 831 176
3004209100	Oth medicaments cont oth antibiotics for taking orally/ointment form, for retail	341	3 350	226 532	2 129 547
3004209900	Oth medicaments cont oth antibiotics oth taking orally/ointment form, for retail	6 317	30 597	201 279	854 116
3004321000	Medicaments cont dexamethesone or their derivative, in dosses/for retail	127	241	235	2 202
3004329000	Oth med cont corticosteroid hormon,their derivative/struc analog,in dosses/retail	2 614	16 212	270 829	1 773 572
3004390000	Oth med cont hormon oth than coricostero id&insulin,not cont antibiotic, retail	104 760	296 021	1 507 952	5 867 609
3004404000	Medicaments cont quinine/its salts/ anti malaria subtc oth than head 30044020/30	1	1	12	12

Tabel 3 : Ekspor Indonesia menurut Komoditi ( Kode HS 10 digit )  
**Export of Indonesia by Commodity ( 10 digit of HS Code )**

Mei 2016

**May**

Kode H S H S Code	Uraian golongan barang Group description	Berat bersih / Net weight (Kg)		Nilai / Value F.O.B. ( U S \$ )	
		Bulan ini Current month	Kumulatif Cum. Jan. to date	Bulan ini Current month	Kumulatif Cum. Jan. to date
(1)	(2)	(3)	(4)	(5)	(6)
3004501000	Oth medicament cont vitamins of a kind suitable for children in syrup form	36 976	104 784	176 835	585 509
3004502100	Oth medicament cont vitamins > 1 of kind taken orally	43	8 880	1 348	5 649
3004502900	Oth medicament cont vitamins>1 oth than of kind taken orally	40 312	78 623	1 627 002	3 133 887
3004509100	Oth medicaments cont vitamins A,B or C	1 018	5 732	29 029	106 692
3004509900	Oth medicament cont vitamin (oth than A, B,C) or oth products of heading 29.36	61 504	309 623	1 076 781	9 314 484
3004901000	Transdermal therapeutic systems patches for cancer treatment or heart diseases	556	823	809 691	1 058 766
3004903000	Antiseptics	101 611	1 022 564	240 928	1 728 088
3004904100	Anaesthetics containing procaine hydrochloride	15	15	513	513
3004904900	Oth anaesthetics oth than cont procaine hydrochloride	164 338	951 701	1 670 590	9 545 433
3004905100	Analgesics,antipyretic&oth med cont para cetamol/dipyrone,acetylsalicylic,taken o	39 281	192 096	797 131	2 629 953
3004905200	Analgesics,antipyretics & oth med cont chlorphenimamine maleate	11 195	58 756	32 463	170 426
3004905300	Analgesics,antipyretics & oth med cont declofenac, of kind taken orally	-	60	-	4 106
3004905400	Analgesics,antipyretics & oth med cont piroxicam (INN) or ibuprofen	3 261	15 032	31 128	133 350
3004905500	Oth analgesic,antipyretic&oth cough/cold medicament, in liniment form	34 997	352 310	298 328	2 863 825
3004905910	Analgesic,antipyretic&oth med cont acetylsalicylic acid,paracetamol/dipyrone,not oral	287	3 723	5 841	24 483
3004905990	Oth analgesics,antipyretics & oth cough/ cold medicmn, whet/not cont antihistamin	328 383	1 622 401	5 204 763	23 567 282
3004906300	Other antimalarials used for herbal medicaments	1	113	4	1 498
3004906900	Oth antimalarials oth than use for herbal medicaments	-	1 916	-	7 339
3004907100	Anthelmintic containing piperazine or mebendazole (INN)	252	252	47 086	47 086
3004907200	Other anthelmintic use for herbal medicaments	-	2 737	-	23 121
3004907900	Other anthelmintic oth than use for herbal medicaments	17 735	56 932	647 064	2 683 526
3004908200	Anti HIV/AIDS medicaments	377	884	3 095 142	11 664 146
3004908900	Oth medicaments for other intractable diseases oth than HIV/AIDS	1 723	19 614	446 103	19 938 018
3004909100	Oth medicam cont sodium chloride/glucose , for infusion	14 398	153 534	122 605	961 490
3004909200	Oth medicam cont sorbitol/salbutamol for infusion	-	43 374	-	199 155
3004909300	Oth medicam cont sorbitol/salbutamol in other form	4 413	4 413	6 986	6 986
3004909400	Oth medicam cont cimetidine/ranitidine, oth than for injection/infusion	632	632	191 552	191 552
3004909500	Oth med cont phenobarbital, diazepam/ chlorpromazine oth than for inject/infus	-	1	-	1
3004909600	Nasal drop med cont naphazoline,xylometazoline/oxymetazoline, in doses/for reta	6 519	67 810	149 112	1 413 335
3004909800	Other medicament for herbal medicaments, for retail sale	30 089	186 314	118 225	749 658
3004909900	Other medicaments oth than herbal medicaments, for retail sale	130 537	630 189	11 180 314	44 701 181
3005101000	Adhesive dressing&oth articles w/ adhesive layer,impregnate/coat w/ pharmacy sub	25 895	87 060	202 019	626 087
3005109000	Adhesive dressing&oth articles w/ adhesive layer than impreg/coat w/ pharmaceu s	32 017	95 376	210 596	860 473
3005901000	Bandages,impregnated/coated w/ pharmacy subst,for retail for medical,surgical	19 425	50 086	62 573	209 295
3005902000	Gauze, impregnated/coated w/ pharmacy subst,for retail for medical,surgical	104	703	2 850	11 631
3005909000	Wadding&similar articles,impregnated/coate w/pharmacy subst,for retail for medis	81 489	303 029	262 233	953 012
3006101000	Sterile absorbable surgical/dental yarn; sterile surgical/dental adhesion barrie	3	33	250	2 390

Tabel 3 : Ekspor Indonesia menurut Komoditi ( Kode HS 10 digit )  
**Export of Indonesia by Commodity ( 10 digit of HS Code )**

Mei 2016

May

Kode H S H S Code	Uraian golongan barang Group description	Berat bersih / Net weight (Kg)		Nilai / Value F.O.B. ( U S \$ )	
		Bulan ini Current month	Kumulatif Cum. Jan. to date	Bulan ini Current month	Kumulatif Cum. Jan. to date
(1)	(2)	(3)	(4)	(5)	(6)
3006109000	Sterile surgical catgut,sterile adhesive tissue for surgicl wound close&laminari	-	6	-	201
3006302000	Reagents of microbial origin of kind suitable for veterinary biologic diagnos	120	120	420	420
3006500000	First-aid boxes & kits	12	1 447	156	45 699
3006600000	Chemical contraceptive prep based on hormones/on product head 2937/on spermicide	12	14 069	1 280	1 034 656
3006700000	Gel prep designe used in human/vet medic as lubricant for parts of body for surg	4 772	21 804	60 819	276 525
3101001100	Supplement fertilizers in liquid form, not chemical treat-of solely vegetable	21 920	42 580	54 090	73 483
3101001900	Oth supplement fertilisers chem/not chem treated oth than liquid form of veg ori	1 865 666	11 994 451	414 813	2 752 509
3101009100	Suppllement fertilisers, in liquid form, not chemically treated of animal origin	-	16 275	-	45 142
3101009200	Supplements fertilisers of animal origin (oth than guano), chemically treated	4	17 004	4	8 929
3101009900	Oth animal/vegetable fertilisers,mixing/ chemical treat of animal/vegetable ferti	503 270	3 044 327	175 033	782 896
3102100000	Urea, whether/not in aqueous solution	145 161 956	362 227 640	32 396 538	83 608 203
3102210000	Ammonium sulphate	764 000	4 162 060	183 890	993 631
3102290000	Double salts & mix of ammonium sulphate & ammonium nitrate	-	960	-	3 240
3102300000	Ammonium nitrate, whether/not in aqueous solutions	7 099 600	18 900 400	1 815 392	5 659 853
3103109000	Superphosphates not feed grade	1 183 000	5 924 900	250 836	1 281 220
3103909000	Other mineral or chemical fertilisers, phosphatic, oth than superphosphates	527 951	6 442 336	109 591	1 300 612
3104200000	Potassium chloride	786 000	1 070 000	225 944	357 034
3104300000	Potassium sulphate	2 064 000	7 176 000	904 051	3 348 494
3104900000	Other mineral/chemical fertilisers,potas sic,oth than potassium chloride/sulphate	326 117	984 767	190 657	378 297
3105101000	Superphosphates & calcined phosphatic fertiliser in tablet/sim forms/pack_10kg	-	611 000	-	188 289
3105102000	Min/chem fert cont 2/3 of nitrogen,phosphorus&potassium,in tab/similar/pack_10kg	-	37 800	-	12 875
3105109000	Oth min/chem fert cont 2/3 of nitrogen, phosph&potass,in tabs/sim forms/pack_10kg	467 250	1 289 850	332 894	922 756
3105200000	Mineral/chemical fertiliser contain 3 elements nitrogen,phosphorus & potassium	1 399 600	6 864 020	426 323	2 612 104
3105510000	Oth mineral/chemical fertilisers contain nitrates & phosphates	-	359 420	-	61 584
3105590000	Oth mineral/chemical fertilisers contain nitrogen&fosfor, than nitrates&phosphat	24 000	144 000	1 941	10 583
3105600000	Mineral/chemical fertilisers contain 2 fertilising element phosphorus&potassium	19 000	56 500	7 700	20 800
3105900000	Oth mineral/chemical fertiliser cont 2/3 elements nitrogen,phosphorus&potassium	-	1 140 001	-	72 245
3201901000	Gambier	1 413 357	6 466 601	3 644 013	15 332 760
3201909000	Oth tanning extract of vegetable origin; tannine & their salts,esters &oth derive	4 000	33 519	8 339	43 384
3202100000	Synthetic organic tanning substances	416 245	1 790 120	468 780	1 987 326
3202900000	Inorganic tanning subst;tanning prep whe /not cont natura tanning subs;enzym prep	45 608	230 938	111 009	472 123
3203001000	Coloring matter of vegetable or animal suitable for use in food/drink industris	1 628	9 163	10 388	68 227
3203009000	Coloring matter of vegetable/animal not suitable for use in food/drink industris	754	4 124	1 185	8 980
3204111000	Disperse dyes & preparations based there on, crude	4 412	11 368	79 227	205 294
3204119000	Disperse dyes & preparations based there on, oth than crude	1 040 611	4 995 483	9 229 758	45 532 702
3204121000	Acid dyes whether or not premetallised & preparations based thereon	87 552	401 098	1 176 230	5 630 987
3204130000	Basic dyes & preparations based thereon	17 610	78 981	135 646	551 275
3204140000	Direct dyes & preparations based thereon	44 880	207 925	209 472	886 942

Tabel 3 : Ekspor Indonesia menurut Komoditi ( Kode HS 10 digit )  
**Export of Indonesia by Commodity ( 10 digit of HS Code )**

Mei 2016

**May**

Kode H S H S Code	Uraian golongan barang Group description	Berat bersih / Net weight (Kg)		Nilai / Value F.O.B. ( U S \$ )	
		Bulan ini Current month	Kumulatif Cum. Jan. to date	Bulan ini Current month	Kumulatif Cum. Jan. to date
(1)	(2)	(3)	(4)	(5)	(6)
3204150000	Vat dyes(incl those usable in that state as pigments) &preparations based thereo	2 427	32 319	85 755	777 489
3204160000	Reactive dyes&preparations based thereon	241 773	1 560 349	1 574 374	9 393 000
3204170010	Synthetic organic pigment in powder form	385 057	1 550 301	1 361 538	5 851 027
3204170090	Other pigment&preparations based thereon oth than in powder form	250 648	1 202 470	1 804 990	8 754 040
3204190000	Oth synth organic coloring matter, incl mix of color subhead 3204.11 to 3204.19	1 835	21 339	29 536	177 396
3204200000	Synthetic organic prods of a kind used as fluorescent brightening agents	1 164 123	5 392 154	1 767 577	7 350 282
3204900000	Oth synthetic organic coloring, matter, w/ or not chemically defined	1 827	18 516	11 349	62 715
3205000000	Color lakes;preparations as specified in this chap based on color lakes	-	32 015	-	31 292
3206111000	Pigment base on titanium dioxide contain by weight _ 80 % on dry matter	1 123	21 497	3 426	58 923
3206119000	Preparate base on titanium dioxide conta in by weight _ 80 % on dry matter	20 000	114 800	48 074	282 702
3206191000	Pigment base on titanium dioxide contain by weight < 80 % on dry matter	597 000	2 728 284	329 754	1 574 074
3206199000	Preparate base on titanium dioxide conta in by weight < 80 % on dry matter	66 247	263 835	174 981	725 325
3206201000	Chrome yellow,chrome green,molybdate orange/red base on chromium compound	23 900	118 438	80 298	413 900
3206209000	Oth pigments & preparations based on chromium compounds	-	3	-	999
3206419000	Ultramarine	12 000	30 933	18 840	53 670
3206421000	Preparations based on zinc sulphide	-	8	-	1
3206429000	Litophone & oth pigments based on zinc sulphide	-	6	-	5
3206491000	Preparations of other colouring matter	4 570	22 554	18 823	83 485
3206501000	Preparations of inorganic pigment of a kind used as luminophores	-	167	-	557
3206509000	Oth inorganic pigment/colouring matter of a kind used as luminophores	128	1 926	931	14 750
3207100000	Prepared pigments, prep opacifiers prep colors & similar prep	138 113	461 980	312 274	2 107 692
3207201000	Enamel frits	-	20 098	-	8 711
3207209000	Oth vitrifiable enamels & glazes, engobe (slips) similar prep	197 781	1 350 411	188 784	1 032 276
3207300000	Liquid lustres & similar preparations	2 882	3 309	26 839	27 052
3207400000	Glass frit & oth glass, in the form of powder granules or flakes	588 625	3 689 822	524 005	2 905 844
3208101100	Varnishes>100-c hr, based on polyester for dental use, dispersed in a non aqueo	91	91	807	807
3208101900	Oth varnishes based on polyesters <100-c hr, disper in a nonaqueous	1 287	39 677	3 957	85 351
3208109000	Other paints & varnishe (incl enamels & lacquers)polyester dispers, non aqueous	1 060 381	3 290 506	2 407 327	6 990 606
3208204000	Anti-fouling/anti-corrosive paints for ships hull base on acrylic/vinyl polymer	2 087	10 104	4 739	35 407
3208209000	Other paints & varnishes (incl enamels& lacquers) based on acrylic/vinyl polymer	176 352	1 025 191	732 368	3 443 772
3208901900	Varnishes (incl.lacquers),exceed >100-c heat-resistant used in oth than dentist	91 520	589 180	291 445	1 457 117
3208902900	Varnishes (incl.lacquers),exceed <100-c heat-resistant used in oth than dentist	181 508	942 262	555 654	2 980 276
3208909000	Oth paints & varnishes dispersad/ dissolved in a nonaqueous medium	564 166	4 173 333	1 859 972	12 245 308
3209101000	Varnishes(inc lacquer)>100-c hr-acrylic vinyl polymer, dispersed in a aqueous	2 465	35 200	10 132	91 969
3209104000	Leather paints-based on acrylic or vinyl polymers dispers in a aqueous	-	25	-	10
3209105000	Anti-fouling/corrosive paints for ships hulls based on acrylic/vynil polymers	576	876	2 588	5 876

Tabel 3 : Ekspor Indonesia menurut Komoditi ( Kode HS 10 digit )  
**Export of Indonesia by Commodity ( 10 digit of HS Code )**

Mei 2016

**May**

Kode H S H S Code	Uraian golongan barang Group description	Berat bersih / Net weight (Kg)		Nilai / Value F.O.B. ( U S \$ )	
		Bulan ini Current month	Kumulatif Cum. Jan. to date	Bulan ini Current month	Kumulatif Cum. Jan. to date
(1)	(2)	(3)	(4)	(5)	(6)
3209109000	Oth paints & varnishes dispersed aqueous/dissolved in aqueous medium	98 387	496 371	78 471	389 846
3209900000	Oth paints based on others varnishes dispers in a aqueous medium	198 166	947 077	427 121	1 789 512
3210001090	Varnishes (incl lacq) exc < 100-c hr resist of a kind used for finish leather	360	26 145	1 560	23 225
3210003000	Prepared water pigments of a kind used for finishing leather	30 240	209 945	78 045	525 698
3210005000	Polyurethane tar coating of a kind used for finishing leather	1 000	1 000	24 615	24 615
3210009100	Oth anti-fouling/corr paints for ships, hulls based on polyurethane tar coating	-	300	-	2 813
3210009900	Other paints & varnishes of a kind used for finishing leather	6 125	27 187	21 487	85 608
3211000000	Prepared driers	17 255	99 472	52 797	245 711
3212100000	Stamping foils	2 475	21 635	39 074	297 437
3212901100	Aluminium paste	118	137	1 525	1 579
3212901400	Oth pigments of aluminium paste, white lead dispersed in oil for leather	-	261	-	444
3212901900	Oth than pigments of aluminium paste, white lead dispersed in oil for leather	42 004	97 378	66 777	216 512
3212902900	Oth than dyes in the food or drink industries	7 475	13 773	3 466	12 614
3213100000	Colours in tablet, tube, jar, bottle, pan, similar form or packing for artist	51	199	15	2 875
3213900000	Oth color not in tablet, tube, jar, bottle, pan/similar form/packing for ar	48	464	59	649
3214100000	Glaziers putty, grafting putty, cements caulking compound	126 771	673 575	363 037	1 851 617
3214900000	Oth glaziers putty, grafting putty, cements caulking compound	294 968	1 450 260	254 845	1 350 378
3215111000	Printing uv curable inks-black	-	362	-	2 949
3215119000	Printing inks other than uv curable inks- black	260 003	903 974	2 828 004	9 095 280
3215190000	Printing inks, other than black	531 899	2 801 814	8 261 254	40 894 682
3215906000	Drawing ink and writing ink	-	6 180	-	6 933
3215907000	Ink of a kind suitable for use with duplicating machines of heading 84.72	1 761	3 819	614	977
3215909000	Oth ink of a kind suitable for use with duplicating machines of heading 84.72	6 240	24 474	10 912	70 822
3301120000	Essential oils of citrus of orange	10	861	255	33 775
3301130000	Essential oils of citrus of lemon	50	580	2 939	28 693
3301190000	Other essential oils of citrus fruit	3 665	21 490	124 466	604 474
3301240000	Essential oils - of peppermint (mentha piperita)	2 188	5 128	95 955	155 914
3301250000	Essential oils - oth of peppermint (mentha piperita)	123 776	417 856	5 803 149	20 673 067
3301290010	Oth essential oil of lemon grass, citronella, nutmeg, cinnamon, ginger, ca	45 136	481 812	3 108 894	15 073 165
3301290020	Oth essential oils of sandalwood	868	35 509	92 899	2 293 199
3301290090	Oth essential oils-oth than pharmaceutical grade	57 325	147 453	1 147 219	3 334 179
3301300000	Resinoids	55	500	225	7 657
3301901000	Aqueous distillates & solutions of essential oils suitable for medic use	202	33 327	3 386	1 405 242
3301909000	Oth essential oils (terpeneless or not), incl concretes& absolutes; resinoids	154 308	706 457	4 883 852	20 653 991
3302101000	Odoriferous alcoholic prep for the alcohol beverages, liquid form	1 913	10 573	23 387	87 994
3302102000	Odoriferous alcoholic prep for the alcohol beverages, in oth form	200	32 461	7 240	266 434
3302109000	Oth mixed of odoriferous of a kind used in the food or drink industries	236 039	1 272 679	2 813 754	14 853 617
3302900000	Oth prep based on odoriferous substances for the manufacture of beverages	711 583	3 909 412	8 898 955	42 301 287
3303000000	Perfumes & toilet waters	484 710	2 462 560	7 942 713	37 099 026
3304100000	Lip make-up preparations	3 310	32 849	182 852	922 255
3304200000	Eye make-up preparations	1 270	6 774	155 760	930 593
3304300000	Manicure or pedicure preparations	3 871	47 330	26 267	171 432



Tabel 3 : Ekspor Indonesia menurut Komoditi ( Kode HS 10 digit )  
**Export of Indonesia by Commodity ( 10 digit of HS Code )**

Mei 2016

**May**

Kode H S H S Code	Uraian golongan barang Group description	Berat bersih / Net weight (Kg)		Nilai / Value F.O.B. ( U S \$ )	
		Bulan ini Current month	Kumulatif Cum. Jan. to date	Bulan ini Current month	Kumulatif Cum. Jan. to date
(1)	(2)	(3)	(4)	(5)	(6)
3304910000	Beauty or make up preparations powders, whether or not compressed	306 139	1 218 164	1 095 746	4 886 301
3304992000	Anti-acne creams	11	11 277	219	97 109
3304993000	Oth Face or skin creams & lotions	328 844	2 000 758	2 167 564	12 124 856
3304999000	Oth than anti-acne creams and oth face or skin creams & lotions	1 311 956	6 645 450	6 547 538	32 325 840
3305101000	Having anti-fungai shampoo	147 053	369 008	262 507	674 601
3305109000	Oth having anti-fungai shampoo	1 176 487	6 020 797	2 227 576	12 525 689
3305200000	Preparations for permanent waving or straightening	1 820	19 018	15 423	153 586
3305300000	Hair lacquers	-	5 890	-	20 677
3305900000	Others preparations for use on the hair	564 974	3 258 868	2 433 808	12 334 246
3306101000	Prophylactic pastes & powders	1 209 565	5 254 209	2 589 165	11 362 990
3306109000	Oth prophylactic pastes & powders	106 485	695 346	447 651	2 633 005
3306900000	Oth yarn used to clean between the teeth (denital-floos)	24 304	93 393	109 390	358 889
3307100000	Pre-shave, shaving or after-shave preparations	35 868	81 185	88 641	271 465
3307200000	Personal deodorants & antiperspirants	122 115	524 134	639 712	2 435 190
3307411000	Scanted powders (incense) of a kind used during religious rites	60 317	198 181	44 773	180 751
3307419000	Oth scanted powder (incease) of a kind used during religious rites	179 170	941 928	213 491	1 090 764
3307491000	Room perfuming preparations, whether or not having disinfectant properties	266 385	1 229 591	1 392 021	6 639 699
3307499000	Oth prep for perfuming or deodor rooms, incl odoriferous preparat use religious	103 343	450 620	272 433	1 790 747
3307903000	Papers & tissues, impregnated or coated with perfume or cosmetics	40 515	259 508	127 037	566 031
3307904000	Other perfumery or cosmetics, including depiletorles	20 964	94 973	62 153	348 130
3307905000	Contact lens solution	-	1	-	60
3307909000	Oth animal toilet prep, paper & tissue other ferfume or cosm, cont lens solutio	171 981	613 704	849 301	3 158 240
3401111000	Soap, organic surface-active-for toilet use-medicated prods	1 379 686	6 474 306	1 930 100	8 824 270
3401112000	Bath soap	33 210 165	106 967 388	17 448 948	87 744 121
3401113000	Oth of felt or nonwovens, impregnated, coated or covered with soap or detergent	31 503	113 388	70 585	219 167
3401119000	Oth medicated prod & oth of felt or nonwovens, impreg, coated w/ soap/deterg	9 666 973	46 425 447	6 197 592	28 141 846
3401191000	Of felt/nonwovens impregnated, coated with soap or detergent	1 208	3 000	2 125	4 232
3401199000	Oth of felt or nonwovens, impregnated, coated or covered with soap or detergent	4 551 490	22 297 903	3 142 323	14 324 223
3401202000	Soap chips	17 406 136	76 762 426	12 815 219	54 827 298
3401209900	Oth soap of kind used for flotation deinking or recycled paper	9 701 319	45 910 210	6 310 587	27 328 616
3401300000	Org surf-active prod & prep for washing the skin in the liq/cream for ret sale	743 538	3 170 488	2 030 437	7 802 916
3402111000	Sulphated fatty alcohols	1 995 480	8 452 017	3 045 628	11 892 610
3402114000	Sulphanated alkylbenzene	1 442 298	7 008 478	1 709 129	7 913 752
3402119900	Oth anionic-organic surface-active agent with or not put up for retail sale	757 141	6 866 422	742 115	6 196 387
3402121000	Wetting agents used in the manuf of herbiced-cationic	-	19 100	-	20 752
3402129000	Oth cationic-organic surface-active agent with/not put up for retail sale	12 000	68 726	41 243	132 066
3402131000	Hydroxyl-terminated polybutadiene	23 320	118 482	62 504	282 710
3402139000	Oth hydroxil-terminated polybutadiene	140 061	758 041	142 036	1 148 925
3402191000	Organic surface active of a kind suitable for use in fire extinguishing p	46 783	139 970	60 173	333 559
3402199000	Oth organic surface-active of kind suitable for use in fire extinguishing p	666 210	3 392 790	590 443	3 266 706
3402201100	Anionic surface active prep. in liquid form-put up for retail sale	268 193	3 538 869	173 570	2 786 048
3402201200	Anionic washing prep & cleaning prep, incl bleach cleans,liquid form, retail	4 031 655	16 128 079	2 697 043	10 213 930

Tabel 3 : Ekspor Indonesia menurut Komoditi ( Kode HS 10 digit )  
**Export of Indonesia by Commodity ( 10 digit of HS Code )**

Mei 2016

**May**

Kode H S H S Code	Uraian golongan barang Group description	Berat bersih / Net weight (Kg)		Nilai / Value F.O.B. ( U S \$ )	
		Bulan ini Current month	Kumulatif Cum. Jan. to date	Bulan ini Current month	Kumulatif Cum. Jan. to date
(1)	(2)	(3)	(4)	(5)	(6)
3402201300	Oth surface active preparations- in liquid form, for retail sale	931 683	6 525 048	1 148 273	7 927 665
3402201900	Oth wash prep & clean prep,incl bleach cleans & degreas prep,liquid, retail	8 609 523	40 400 524	7 824 114	39 065 649
3402209100	Anionic surface active prep. oth than in liquid form-for retail sale	-	1 900	-	8 072
3402209200	Anionic washing prep & clean prep, incl bleach, cleans-oth than liquid, retail	34 186	308 242	40 414	244 709
3402209300	Oth surface active preparations	40	40	15	15
3402209900	Oth wash prep & clean prep /cleaning prep incl bleaching, cleansing, degr pre	717 402	3 445 830	571 709	2 782 431
3402901100	Wetting agents of anionic surface active preparations	3 000	36 600	4 978	94 273
3402901200	Oth anionic wash prep not wetting agents	62 550	443 372	70 350	651 992
3402901300	Anionic washing prep.or cleaning incl bleaching, cleansing or degreasing	3 747	59 820	3 279	657 303
3402901500	Oth organic surface active in liquid form, not wetting agents	453 602	1 531 139	636 598	2 239 507
3402901900	Oth wash prep or clean prep, incl bleach cleans or degreasing prep	17 614	104 005	21 479	141 165
3402909100	Wetting agents of anionic surface active preparations	29 520	221 566	64 366	451 408
3402909200	Anionic wash prep & clean prep,incl bleach,cleans-not liquid-not retail	1 000	28 679	3 050	69 609
3402909300	Anionic surface-active prep,not liquid form not for retail sale	-	2 300	-	1 930
3402909500	Anionic surface-active prep, not liquid form,not wett agent not for retail sale	517 683	2 330 812	768 538	3 405 860
3402909900	Oth wash/lean prep,incl bleach cleans oth than liquid-not for retail sale	2 316 339	15 143 267	1 728 695	9 939 598
3403111100	Liquid lubricating oil prep, for treatm of textile,or oth material, cont petrol	17	290	22	1 573
3403111900	Oth liquid preprtion for the treatment textile or oth materials, cont petroleum	-	580	-	6 062
3403119000	Oth prep for the treatment of textile ma terials,oth than liquid,cont petroleum	5 050	17 545	14 327	115 576
3403191900	Oth liquid for other purposes cont petrol oil or bituminous mineral oils	11 204	78 592	42 721	252 844
3403199000	Oth lubricating prep cont petroleum oil	52 578	168 192	103 999	338 348
3403911100	Liquid prep cont silicone oil-for treat of textile,or oth matt,not cont petrol	-	183	-	270
3403911900	Liquid prep for treatment of textile mater,not cont petroleum oil & silicone	1 100	1 100	638	638
3403919000	Liquid preparat for treatment of textil or the material, not cont petroleum oil	20 175	200 385	28 855	343 935
3403991200	Oth liquid prep content silicone oil cont petrol oil,or bituminous mineral	-	165	-	328
3403991900	Oth liquid for other purpose not cont petroleum oil or bituminous mineral oil	-	1 883	-	8 992
3403999000	Preparat for treat of textile,leather oth mater,not cont petrol oil,not liquid	239 971	935 695	387 352	1 533 658
3404200000	Artificial waxes & prepared waxes,of poly(oxyethylene) (polyethylene glycol)	-	90	-	590
3404901000	Oth artificial waxes & prepared waxes.	10	47	56	239
3404909000	Oth artificial waxes & prepared waxes.	5 801 670	31 188 562	6 119 660	30 474 304
3405100000	Polishes, creams & similar preparat for wear or leather	96 821	418 579	408 610	1 950 323
3405200000	Polishes,creams & similar prep for the maintenance of wooden furniture	4 654	16 193	25 293	75 384
3405300000	Polishes & similar prep for coachwork, oth than metal polishes	-	2 113	-	7 711
3405401000	Abrasive lapping & honing,in the form of flour,scouring pastes & powder	9 666	94 878	4 800	43 889
3405409000	Oth scouring pastes & powders & oth scouring preparations	-	40 554	-	74 496
3405901000	Metal polishers	11 445	56 553	37 051	166 311
3405909000	Oth polishes & cream, for footwear, furniture, floors	13 463	120 572	44 603	335 144

Tabel 3 : Ekspor Indonesia menurut Komoditi ( Kode HS 10 digit )  
**Export of Indonesia by Commodity ( 10 digit of HS Code )**

Mei 2016

**May**

Kode H S H S Code	Uraian golongan barang Group description	Berat bersih / Net weight (Kg)		Nilai / Value F.O.B. ( U S \$ )	
		Bulan ini Current month	Kumulatif Cum. Jan. to date	Bulan ini Current month	Kumulatif Cum. Jan. to date
(1)	(2)	(3)	(4)	(5)	(6)
3406000000	Candles, tapers & the like	228 773	1 020 828	326 691	1 842 842
3407001000	Modelling pastes, incl those put up for childrens amusement	545	5 653	7 619	14 219
3407003000	Other preparations for use in dentistry, with a basis of plaster of calcined	84	84	1 208	1 208
3501100000	Casein	-	15 000	-	116 916
3501902000	Casein glues	1	1	4	4
3502200000	Milk albumin,incl concentrates of >= 2 whey proteins	-	1 763	-	17 677
3503001100	Glues of fish glues	2 200	2 200	37 400	37 400
3503001900	Glues of oth than fish glues	6 380	10 223	3 287	7 393
3503004900	Oth gelatin derivatives,isinglass,oth glue of animal origin,excl casein glues	-	3 646	-	756
3504000000	Peptones and their derivatives, oth protein substances and their	-	6 100	-	19 058
3505101000	Dextrins, soluble or roasted starches	11 150	44 150	10 673	42 023
3505109000	Oth dextrins & oth modified starches	422 994	2 118 578	610 008	2 449 518
3505200000	Glues based on starches/dextrins	12 206	20 175	26 940	47 890
3506100000	Prods suitable for use as glues/adhesive for ret sale as glues/adhesives < 1 kg	136 879	923 656	932 880	5 822 970
3506910000	Adhesives based on polymers of heading 39.01 to 39.13 or on rubber	886 316	4 640 076	1 849 198	9 201 795
3506990000	Oth adhesives based on polymers of headings 39.01 to 39.13 or on rubber	78 600	287 815	222 525	896 389
3507100000	Rennet & concentrates thereof	-	2 520	-	4 191
3507900000	Oth enzymes; prepared enzymes nes or include	51 700	364 447	354 497	2 209 004
3603009000	Oth safety fuses, detonat fuses, percussion detonat caps,igniters,electri	-	525	-	1 234
3604909000	Oth miniatur pyrotechnic munitions & percussions cap for toy, signalling flar	7 069	38 144	24 237	113 625
3605000000	Matches ,oth than pyrotechnic article of 36.04	665 252	2 702 659	883 185	3 626 661
3606100000	Liquid/liquified-gas fuel in containers used for filling or refilling <= 300 cm	2 400	3 415	18 740	26 340
3606904000	Resin torches, firelighters & the like	-	1 325	-	849
3606909000	Oth solid or semi-solid fuels, solidified alc & oth similar prep fuels	-	865	-	3 418
3701200000	Photographic plates & film in the flat sensitised for instants print film	-	800	-	756
3701911000	Photo plates & film in the flat sensitised suitable for use in the print	-	4 568	-	8 407
3702310000	Photographic film in rolls, sensitised for colour photography	-	64	-	460
3702390090	Oth film, without perforat, of a width < 105 mm	78	78	5 000	5 000
3703109000	Photographic paper, paperboard&textil, unexposed, rolls,width of 610-1000mm	18 988	102 926	127 147	664 416
3703200000	Oth photograph paper, sensitis, unex- posed for color photography	-	843	-	71 197
3703900000	Oth photograph paper, paperboard & text sensitised, unexposed.	7 439	67 074	56 539	438 886
3704001000	Plate & film for x-ray,unexposed but not developed	-	1	-	8
3704009000	Oth photograph plates,film,paper,paper- board & textiles,expos but not developed	-	1 188	-	4 627
3705909000	Oth photograph plates & film,expos & developed,oth than cinematographic film	-	192	-	54
3706101000	Newsreels,travelogues,technical & scientic film exposed&developed,width>=3	2	5	49	197
3706909000	Oth cinematgrphic film,expos & develop with or not incorporating soundtrack	6	52	406	1 169
3707100000	Sensitising emulsion,for photo use (oth than varnishes, glue, adhesive),ret	-	262	-	1 338
3707909000	Oth chemical prep for photographic uses, put in measur portions, ready for use	125	1 832	114	36 898
3801100000	Artificial graphit,in the form of paste blocks,plates or oth semimanufacts	-	25	-	51

Tabel 3 : Ekspor Indonesia menurut Komoditi ( Kode HS 10 digit )  
**Export of Indonesia by Commodity ( 10 digit of HS Code )**

Mei 2016

**May**

Kode H S H S Code	Uraian golongan barang Group description	Berat bersih / Net weight (Kg)		Nilai / Value F.O.B. ( U S \$ )	
		Bulan ini Current month	Kumulatif Cum. Jan. to date	Bulan ini Current month	Kumulatif Cum. Jan. to date
(1)	(2)	(3)	(4)	(5)	(6)
3801900000	Oth artificial graphit;colloidal or semi graphite,pastes, blocks or plates	5 347	5 377	92 045	143 150
3802100000	Activated carbon, including spent animal black	1 900 748	9 208 283	2 802 004	12 737 340
3802902000	Activated clays & activated earth, incl spent animal black	7 841 350	34 533 870	1 828 711	8 261 956
3802909000	Oth activat natural mineral prod,animal black include spent animal black	965 460	6 842 900	167 300	1 098 312
3803000000	Tall oil, whether or not refined	499	1 379	1 570	6 642
3804009000	Oth residual lyes from woodpulp with or not concentrat,desugar / chemical treat	-	20 003	-	5 004
3805100000	Gum, wood or sulphate turpentine oils	1 102 050	6 722 270	1 637 801	9 258 545
3805900000	Oth terpenic oil produc by the distillat of coniferous wood & oth crude paracy	54 400	336 622	55 502	463 013
3806100000	Rosin & resin acids	4 959 046	34 081 702	6 836 851	45 756 762
3806309000	Ester gums - in oth forms	31 000	98 704	58 757	183 344
3806909000	Oth derivates rosin & resin acids thereo	24 000	476 410	44 430	726 257
3807000000	Wood tar, wood tar oils, wood creosote, wood naphtha, vegetable pitch	50	160	196	392
3808501000	Insecticides, in subhd note 1	51 570	524 659	917 625	5 337 524
3808502100	Fungicides in aerosol containers	-	92 321	-	345 888
3808502900	Oth fungicides in aerosol containers	10 440	144 482	10 440	477 435
3808503100	Herbicides in aerosol containers	-	1 920	-	2 819
3808504000	Herbicides, anti-sprouting products subh note 1	6 206	6 230	12 412	12 429
3808505000	Herbicides plant-growth reg subhd note 1	-	57 296	-	1 054 893
3808506000	Disinfectants, subhd note 1	187 304	599 499	336 930	1 050 355
3808509100	Wood preserv,being prep oth surface coat cont insect/fungi subhd note1/no note1	-	301 541	-	192 026
3808509900	Oth disinfec,smlar prod,put up in form/ pack for ret sale,subhd1,not subhd note1	-	9 635	-	56 597
3808911900	Oth intermediate preparatfor the mnfact of insecticides cont 2-(1-Methylpropil)	77 430	229 399	468 937	1 321 942
3808912000	Intermediate preparation for the mnfact of insecticides of mosquito coils	3 059 038	15 553 747	3 406 881	18 651 444
3808913000	Intermediate preparation for the mnfact of insecticides of mosquito mats	56 887	211 560	57 122	193 249
3808919200	Oth insecticides in aerosol containers having a deodorosing function	107 248	647 205	448 523	2 395 593
3808919300	Oth insecticides in oth aerosol containe having a deodorosing function	-	17 420	-	120 900
3808919900	Oth insecticides in oth aerosol containe having oth function	1 090 171	5 026 563	8 570 952	38 913 401
3808921100	Fungicides, in aerosol container w/a validamycin cont<3% nettto	22	22	10	10
3808921900	Oth fungicides, in aerosol container w/a validamycin cont<3% nettto	73 224	125 922	389 435	845 718
3808929000	Oth fungicides, in aerosol container	226 342	684 342	2 743 376	10 402 618
3808931900	Oth herbicides,anti-sprouting product & plant-growth regulator in aerosol cont	788 781	7 071 442	4 431 264	49 361 914
3808942000	Oth disinfectants containing mixtures of coal tar acid and alkalis in aerosol	-	20	-	146
3808949000	Oth disinfectants containing mixtures of coal tar acid and alkalis	-	11 000	-	90 420
3808999000	Oth wood preserv containing insecticides or fungicides	338 178	1 904 993	699 053	4 560 908
3809100000	Finish agent,dye carriers to accele with a basis of amylaceous substances	-	76	-	246
3809911000	Finish agent,dye carriers to accele kind used in the textile or like indust	289 400	1 179 013	334 676	1 634 696
3809919000	Softening of finish agent,dye carrier to accele kind used in the tex/like ind	967 668	5 315 547	1 484 591	7 932 148
3809920000	Oth finish agent,dye carriers to accele kind used in the paper or like indust	929 469	5 149 333	810 905	4 640 442
3809930000	Oth finish agent,dye carriers to accele kind used in the leather or like indust	79 865	402 555	89 053	551 975

Tabel 3 : Ekspor Indonesia menurut Komoditi ( Kode HS 10 digit )  
**Export of Indonesia by Commodity ( 10 digit of HS Code )**

Mei 2016

**May**

Kode H S H S Code	Uraian golongan barang Group description	Berat bersih / Net weight (Kg)		Nilai / Value F.O.B. ( U S \$ )	
		Bulan ini Current month	Kumulatif Cum. Jan. to date	Bulan ini Current month	Kumulatif Cum. Jan. to date
(1)	(2)	(3)	(4)	(5)	(6)
3810100000	Pickling prep for metal surfac, soldering, brazing, welding powders	842	842	2 300	2 300
3810900000	Other prep of a kind used as cores or coating for weld electrodes or rods	82 107	582 064	165 436	930 068
3811190000	Oth anti-knock preparations	170 782	611 962	319 542	1 194 634
3811219000	Additive for lubricat oils,cont petrol oil & oil obtain from bitumin,not retail	8	106 884	8	185 365
3811290000	Oth additive for lubricat oils,cont petrol oil & oil obtain from otmn minera	-	848	-	3 200
3811901000	Anti knock prep, rust preventativ & corrosion inhibitors	19 217	248 169	44 638	249 223
3811909000	Oth anti-knock prep.,for mineral oil liquid used as mineral oils	832	28 220	2 841	166 277
3812100000	Prepared rubber accelerators	1	844	5	8 584
3812200000	Compound plasticisers for rubber or plastics	25 704	301 865	33 971	227 557
3812300000	Anti oxidising prep & oth compound stabilisers for rubber or plastics	1 044 710	5 673 439	1 586 475	6 720 736
3813000000	Prep. & charge for fire-extinguisher charged fire-extinguishing grenades	129	1 024	631	1 390
3814000000	Organic composite solvents & thinners, prepared paint or varnish removers	107 736	704 142	197 587	1 381 832
3815110000	Supported catalyst,with nickel/nickel compounds as the active substance	92 420	182 750	68 344	138 717
3815120000	Supported catalyst, with precious metal compounds as the active substance	3 536	34 728	125 670	1 693 836
3815190000	Oth supported catalysts	72 677	287 483	348 105	2 040 562
3815900000	Oth reaction initiators,reaction accelerators catalytic prep, nes or incl	135 597	660 063	1 868 719	4 722 107
3816001000	Refractory cements	-	14	-	1 170
3816009000	Oth refractory cements	3 270	354 308	26 959	120 854
3817000000	Mixed alkylbenzenes & mixed alkyl naphthalanes oth than head 2707 or 2902	499 890	6 978 523	534 703	7 152 315
3818000000	Wafers/discs with silicon content	9 094	51 672	1 715 585	9 179 571
3819000000	Hyd brake fluid&oth for hyd trnsmssion whether or not cont<70% weight of petrolm	53 342	142 592	87 820	235 955
3820000000	Anti-freezing preparations & prepared and prepared de-icing fluids	98 028	527 820	112 930	538 642
3822001000	Plate,sheet,film, foil&strip of plastic impreghtd/coated with diag reagents	4 845	15 084	29 276	86 748
3822002000	Paperboard,cellulose wadding & web fibre impreghtd/coated with diag reagents	-	750	-	552
3822009000	Oth diagnostic/lab reagents & prepared whether or not head 30.02 or 30.06	23 535	76 937	52 802	161 365
3823110000	Stearic acids	41 825 124	188 254 304	30 963 919	129 325 205
3823120000	Oleic acids	4 327 590	22 468 572	3 648 103	17 900 990
3823130000	Tall oils fatty acids	32 541	73 581	95 747	225 727
3823191000	Acids oil from refining	45 361 205	225 592 985	36 634 518	159 328 147
3823199000	Oth industrial monocarboxylic fatty acid	101 013 411	613 149 794	80 265 763	387 591 446
3823701000	Industry fatty alcohols in the form of wax	208 370	972 640	283 553	1 289 470
3823709000	Oth industry fatty alcohols in the form of wax	18 556 657	125 750 055	28 716 761	148 656 103
3824100000	Prepared binders for foundry moulds or core	147 588	629 880	159 216	664 939
3824300000	Non-agglomerated metal carbides mixed together with metallic binders	561	561	3 898	3 898
3824400000	Prepared additives for cements, mortars or concretes	500 314	2 843 312	430 108	2 430 512
3824500000	Non-refractory mortars & concretes	660 703	2 481 145	298 468	1 140 867
3824600000	Sorbitol oth than that of subheading 2905.44	1 643 029	8 016 265	867 995	4 258 982
3824720000	Mix cont halogenated, drv methane,ethane cont bromochlorodi(tri)fluoromethane	-	73	-	1 080
3824820000	Mix & preparation containing pbbs, PCBs, PCTs	-	0	-	79
3824901000	Ink removers,Stencil correctors & oth, corrector fluids in package	3 518	22 997	66 384	429 828
3824903000	Copying pastes with a basis of gelatin presented in bulk/ready to use	1 210	2 170	2 282	4 408
3824904000	Composite inorganic solvents	100 030	428 114	369 054	1 105 232
3824905000	Acetone oil	200	22 600	472	25 540

Tabel 3 : Ekspor Indonesia menurut Komoditi ( Kode HS 10 digit )  
**Export of Indonesia by Commodity ( 10 digit of HS Code )**

Mei 2016

**May**

Kode H S H S Code	Uraian golongan barang Group description	Berat bersih / Net weight (Kg)		Nilai / Value F.O.B. ( U S \$ )	
		Bulan ini Current month	Kumulatif Cum. Jan. to date	Bulan ini Current month	Kumulatif Cum. Jan. to date
(1)	(2)	(3)	(4)	(5)	(6)
3824906000	Preparations/mixtures cont monosodium glutamate	290 400	2 053 836	597 714	4 281 274
3824907000	Mixtures of chemical, of a kind used in manufactured of foodstuff	407 008	2 209 215	1 175 555	5 415 647
3824909100	Naphthenic acids, their water insoluble salts and their esters	999 625	1 045 465	2 384 321	2 643 541
3824909900	Oth prods & preparations cont cfc-11,12, 115, and halon	2 540 165	11 602 809	956 456	4 127 644
3825100000	Municipal waste	17 820	17 820	3 901	3 901
3825301000	Clinical waste	-	548	-	34
3825309000	Clinical waste	-	6	-	175
3825610000	Oth waste from chemical/allied industry mainly cont.organic constituents	-	3	-	10
3825900000	Oth residual prods of the chemical/ allied industry	-	845 050	-	1 632
3826009010	Fatty acid methyl ester (FAME)	40 204 117	161 843 874	27 672 130	104 034 878
3826009090	Oth coconut methyl ester and fatty acid methyl ester	-	2	-	282
3901101900	Oth linier Low Density Polyethylene in the form of liquids or pastes	98 255	765 101	278 832	1 834 788
3901109200	Polyethylene having a specific gravity < 0.94 in oth form	2 356 125	9 307 153	3 039 982	11 065 446
3901109910	Low Density Polyethylene	53 000	218 850	95 595	360 260
3901109990	Oth low Density Polyethylene	66 000	127 510	86 810	183 200
3901200000	Polyethylene having a specific gravity 0.94 or more	1 891 304	10 115 352	2 370 527	11 857 071
3901300000	Ethylene-vinyl acetate copolymers	126 276	746 730	309 112	1 330 920
3901909000	Oth polymers of ethylene in oth form	92 300	1 507 111	113 790	1 024 696
3902103000	Polypropylene in oth form	75	675	1 625	2 225
3902109010	Polypropylene in dispersion	93 900	329 677	212 646	746 108
3902109020	Polypropylene in granule form	555 185	2 010 084	650 645	3 106 378
3902109090	Polypropylene in oth form	209 850	1 967 183	413 446	3 374 810
3902200090	Polysobutylene in oth forms	25	25	693	693
3902309010	Propylene copolymers in granule	210 705	890 604	550 208	2 407 477
3902309090	Propylene copolymers in other forms	250	115 840	2 461	99 729
3902901000	Oth polymers of propylene in oth form	640	640	3 730	3 730
3902909090	Oth polymers of propylene in oth form	114 400	460 319	62 087	246 798
3903111000	Expansible polymers of styrene in granule	40 000	91 175	66 400	154 828
3903119000	Oth expansible polymers of styrene in granule	-	13 215	-	19 472
3903191000	Unexpansible polymers of styrene indispersions	2 500	18 760	3 100	27 176
3903192100	High impact polystyrene in granules	22 150	36 875	17 281	43 306
3903192900	Oth high impact polystyrene in granule	150	40 673	555	45 307
3903199100	Oth high impact polystyrene in oth form	-	700	-	1 408
3903199900	Oth polymers of styrene in primary form	16 000	64 200	13 050	51 627
3903209000	Oth styrene-acrylonitrile (SAN) copolymers	1 800	8 100	7 129	17 148
3903304000	Acrylonitrile-butadiene-styrene (ABS) copolymers in aquaeons dispersion	-	275	-	194
3903306000	Acrylonitrile-butadiene-styrene copolymers in granules	1 975	4 597	8 140	15 217
3903309000	Acrylonitrile-butadiene-styrene copolymers in other form	95 377	797 768	140 822	839 712
3903903000	Oth polymers of styrene in aquaeons dispersion	88 400	970 530	133 455	1 243 282
3903909100	High impact polystyrene of acrylonitrile-butadiene-styrene	1 150	22 581	2 905	88 418
3903909900	Oth high impact polystyrene of acrylonitrile-butadiene-styrene	650 800	4 242 295	811 918	5 039 003
3904101000	PVC homopolymers, suspension type not mixed with oth substances	14 933 280	58 572 680	11 365 187	42 449 929
3904109200	PVC in powder	378 000	559 000	300 720	444 029
3904109900	PVC in other form	2 065 084	13 072 694	1 585 529	8 950 167
3904219000	Oth poly(vinyl chloride) non plasticised in oth form	-	12 040	-	26 410
3904222000	Oth poly(vinyl chloride) plasticised in granule	767 220	3 442 389	1 476 007	6 664 814
3904229000	Oth poly(vinyl chloride) plasticised	68 500	272 495	104 582	410 637
3904302000	Vinyl chloride-vinyl acetate copolymers in powder	-	1 125	-	5 626
3904309000	Vinyl chloride-vinyl acetate copolymers in oth form	60 000	237 934	80 884	357 700
3904409000	Oth vinyl chloride copolymers in oth form	-	3 607	-	10 941
3904509000	Vinylidene chloride polymers in oth form	1 128	69 978	338	7 223
3904619000	Fluoro-polymers polytetrafluoroethylene in oth form	-	71	-	4 416
3904699000	Oth fluoro-polymers in oth form	-	4 080	-	15 020
3904909000	Oth polymers vinyl chloride in oth forms	20 000	40 791	34 000	78 527

Tabel 3 : Ekspor Indonesia menurut Komoditi ( Kode HS 10 digit )  
**Export of Indonesia by Commodity ( 10 digit of HS Code )**

Mei 2016

**May**

Kode H S H S Code	Uraian golongan barang Group description	Berat bersih / Net weight (Kg)		Nilai / Value F.O.B. ( U S \$ )	
		Bulan ini Current month	Kumulatif Cum. Jan. to date	Bulan ini Current month	Kumulatif Cum. Jan. to date
(1)	(2)	(3)	(4)	(5)	(6)
3905120000	Poly(vinyl acetate) in aqueous dispersions	310 460	1 688 692	363 714	2 126 104
3905191000	Oth poly(vinyl acetate) in liquids or pastes	2 400	3 400	2 376	3 720
3905199000	Oth poly(vinyl acetate) in oth form	48 000	129 100	74 284	200 696
3905210000	Vinyl acetate copolymers in aqueous dispersions	19 300	212 316	17 895	200 784
3905290000	Oth vinyl acetate copolymers	-	500	-	2 015
3905301000	Poly (vinyl alcohol) in aqueous dispersions	-	14 835	-	10 073
3905309000	Poly (vinyl alcohol) in other form	65 400	67 424	67 497	71 725
3905999000	Oth polymer of vinyl acetate/oth vinyl esters;oth vinyl polymers; primary	600	26 068	2 692	106 690
3906101000	Poly(methyl methacrylate) in dispersions	136 800	1 164 000	135 785	1 151 573
3906109000	Oth poly(methyl methacrylate) in oth form	79 750	226 010	48 531	169 172
3906902000	Oth acrylic copolymers in dispersions	3 722 143	21 231 792	3 959 110	22 444 337
3906909200	Sodium polyacrylate	1 967 883	16 258 235	2 869 659	23 000 945
3906909900	Oth sodium polyacrylate	908 083	4 708 553	1 388 278	7 118 452
3907100000	Polyacetals	1 525	17 088	5 643	65 951
3907201000	Polytetramethylene ether glycol	183 996	761 991	199 415	822 399
3907209000	Oth polytetramethylene ether glycol	88 290	223 105	202 501	528 827
3907302000	Epoxide resins of kind used for coating, in powder	300	6 653	600	20 401
3907303000	Epoxide resins in liquids/pastes	87 920	318 882	88 931	244 822
3907309000	Epoxide resins in oth form	88 888	750 731	183 878	1 833 620
3907400010	Optic grade w/ mell flow rate index>25 gr/ 10 min in pack of nat weight=500 kg	-	125	-	50
3907400090	Other polycarbonates	97 801	353 258	153 238	602 586
3907501000	Alkyd resins in the form of liquids or pastes	1 105 455	4 442 296	1 396 305	5 546 970
3907509000	Alkyd resins in oth form, except liquids or pastes	140 690	1 064 015	224 261	1 634 493
3907602000	Poly(ethylene terephthalate) in granules	-	8 000	-	18 536
3907609000	Poly(ethylene terephthalate) in oth form	25 910 836	141 471 359	22 104 773	116 819 962
3907700000	Poly(lactic acid)	-	200	-	976
3907912000	Oth polyesters unsaturated in chip form	-	1 469	-	1 005
3907913000	Oth polyesters unsaturated in the form of liquids or pastes	-	225	-	811
3907919000	Oth polyesters unsaturated in oth form	773 118	5 652 733	1 028 937	6 983 931
3907994000	Oth polyesters saturated of a kind used for coating, in powder form	8 933	22 136	44 405	112 272
3907999000	Oth polyesters saturated in oth form	2 667 057	16 217 580	2 646 912	14 206 921
3908101000	Polyamides in primary forms, polyamide-6	483 608	2 821 449	632 510	3 766 233
3908109000	Polyamides in primary forms, polyamide -11,-12,-6,6,-6,9,-6,10 or - 6,12	72 384	254 984	38 375	227 863
3908900000	Oth polyamides, oth than polyamide -6, -11,-12,-6,6,-6,9,-6,10 or - 6,12	1 900	3 723	7 910	18 608
3909109000	Other urea resins; thiourea resins	1 208 000	5 478 363	787 652	3 494 228
3909201000	Melamine resins in moulding compounds	329 620	1 521 875	593 052	2 589 730
3909209000	Other melamine resins, except in moulding compounds	100 450	610 090	149 187	1 030 393
3909301000	Oth amino-resins in moulding compound	15 594	83 956	24 096	107 505
3909309100	Glyoxal monourein resin, except in moulding compounds	-	10	-	163
3909309900	Oth amino-resins, not glyoxal monourein resin, not in moulding compounds	200 054	562 718	297 634	907 681
3909401000	Phenolic resins in moulding compound oth than phenol formaldehyde	-	8 564	-	45 708
3909409000	Other phenolic resins, not in moulding compounds	428 520	1 816 334	715 770	3 222 697
3909500000	Polyurethanes	198 069	614 047	462 151	1 589 019
3910002000	Silicones in dispersions or in solutions	145 005	386 827	230 455	650 777
3910009000	Silicones not in dispersions or in solutions	28 020	88 745	78 060	225 245
3911100010	Petroleum,coumarone,indene/coumarone- indene&polyterpanes in liquid/pastes	-	1 000	-	3 829
3911100090	Petroleum,coumarone,indene/coumarone- indene&polyterpanes not in liquid/paste	11 350	25 950	11 684	43 240
3911900000	Polysulphides, polysulphones and oth product specified in Note 3 to this Cha	96 336	545 255	103 735	737 880
3912201100	Water-based semi-finished nitrocellulose ; including collodions; non plasticised	10	10	25	25
3912201900	Oth cellulose nitrates; including collodions; non plasticised	58 004	103 042	134 054	238 243

Tabel 3 : Ekspor Indonesia menurut Komoditi ( Kode HS 10 digit )  
**Export of Indonesia by Commodity ( 10 digit of HS Code )**

Mei 2016

**May**

Kode H S H S Code	Uraian golongan barang Group description	Berat bersih / Net weight (Kg)		Nilai / Value F.O.B. ( U S \$ )	
		Bulan ini Current month	Kumulatif Cum. Jan. to date	Bulan ini Current month	Kumulatif Cum. Jan. to date
(1)	(2)	(3)	(4)	(5)	(6)
3912310000	Carboxymethylcellulose & its salts	4 000	81 550	14 825	238 886
3912390000	Oth cellulose ethers, not carboxymethyl cellulose & its salts	-	26 850	-	90 703
3912909000	Other cellulose and its chemical derivatives in other form	525	7 503	5 513	42 831
3913100000	Alginic acid, its salts & esters	5	55	1 540	13 569
3913902000	Oth natural polymers & its modified; chemical derivatives of natural rubber	-	1 000	-	1 974
3913903000	Oth natural polymers & its modified; starch-based polymers	-	850	-	22 158
3913909000	Oth natural polymers & its modified; in other form	77 475	316 489	440 845	1 846 064
3914000000	Ion-exchanger base on polymer of heading 39.01 to 39.13, in primary forms	2	17 052	1	133 421
3915101000	Waste, parings & scrap, of polymers of ethylene; of non-rigid cellular product	-	27 870	-	15 635
3915109000	Waste, parings & scrap, of polymers of ethylene; of rigid cellular products	1 577 074	9 247 107	879 268	5 147 760
3915309000	Waste, parings & scrap, polymers of vinyl chloride; rigid cellular products	-	44 954	-	20 004
3915900000	Waste, parings & scrap, of other plastic	15 735 619	66 782 451	7 255 949	30 728 004
3916101000	Monofilament of polymers of ethylene	962	37 036	3 114	170 289
3916102000	Rods, sticks & profile shape of polymer of ethylene	16 100	121 609	50 304	370 481
3916201000	Monofilament polymers of vinyl chloride	73 057	321 108	292 112	1 287 834
3916202000	Rods, sticks & profile shapes of polymer of vinyl chloride	11 224	52 672	48 184	222 903
3916904100	Monofilament other plastic of hardened proteins	23	101	187	1 007
3916904900	Other plastics of hardened proteins	70 486	231 758	305 757	1 131 200
3916905000	Other plastics of vulcanised fibre	48 641	223 422	215 738	1 036 458
3916909100	Other monofilament of other plastics	246 956	1 065 209	485 955	2 149 069
3916909900	Oth plastic, except monofilament, hardened proteins, vulcanised fibre	5 739	41 312	39 928	267 085
3917101000	Artificial guts (sausage casings) of hardened proteins	104	104	4 522	4 522
3917109000	Artificial guts (sausage casings) of cellulosic materials	10 817	126 942	6 754	148 820
3917210000	Tubes, pipes & hoses, rigid, of polymers of ethylene	3 265	33 933	6 316	111 936
3917220000	Tubes, pipes & hoses, rigid, of polymers of propylene	748 035	3 275 162	2 714 358	12 638 053
3917230000	Tubes, pipes & hoses, rigid, of polymers of vinyl chloride	14 203	67 794	42 040	209 301
3917290000	Tubes, pipes & hoses, rigid, of polymers of other plastics	121 101	922 314	535 199	3 695 611
3917310000	Flexible tubes, pipes and hoses having a minimum burst pressure of 27.6 Mpa	3 590	55 970	137 223	370 513
3917321000	Sausage/ham casing, not reinforced or combined w/ oth material, w/o fittings	3	3	95	95
3917329000	Oth unflexible tube, pipe & hose, not reinforced or combined material, w/o fitting	25 033	126 500	137 105	747 214
3917330000	Oth tube, pipe, not reinforced/otherwise combined w/ oth material, w/ fitting	11 243	71 684	113 726	776 531
3917390000	Other tubes, pipes and hoses	34 453	70 731	127 686	534 711
3917400000	Fittings of plastics	36 680	669 803	238 998	3 142 055
3918101100	Tiles of polymers of vinyl chloride	12 664	12 728	27 240	28 250
3918101900	Oth floor covering of polymers of vinyl chloride	1 200	10 546	78 656	97 820
3918109000	Wall or ceiling coverings of polymers of vinyl chloride	-	5 725	-	18 856
3918901300	Oth floor coverings of polyethylene	-	6 730	-	71 727
3918901900	Other floor coverings of other plastics	18 515	55 177	113 258	309 531
3918909200	Wall or ceiling coverings of chemical derivatives of natural rubber	-	44	-	138
3918909900	Wall or ceiling coverings of other plastic	239 650	1 013 562	848 439	3 280 470
3919101000	Self-adhesive plate, sheet, film, foil, tape & strip, width <= 20cm; polymer vinyl chlorid	97	2 908	533	17 823
3919102000	Self-adhesive plate, sheet, film, foil, tape & strip, width <= 20cm; polyethylene	645	2 265	11 907	77 939
3919109000	Self-adhesive plate, sheet, film, foil, tape & strip, width <= 20cm; oth plastics	1 609 930	8 592 784	4 423 661	24 023 122
3919901000	Self-adhesive plate, sheet, film, foil, tape & strip, width >= 20cm; polymer vinyl chlorid	3 338	45 777	27 703	271 941
3919902000	Self-adhesive plate, sheet, film, foil, tape & strip, width >= 20cm; of hardened proteins	-	1 897	-	20 881



Tabel 3 : Ekspor Indonesia menurut Komoditi ( Kode HS 10 digit )  
**Export of Indonesia by Commodity ( 10 digit of HS Code )**

Mei 2016

**May**

Kode H S H S Code	Uraian golongan barang Group description	Berat bersih / Net weight (Kg)		Nilai / Value F.O.B. ( U S \$ )	
		Bulan ini Current month	Kumulatif Cum. Jan. to date	Bulan ini Current month	Kumulatif Cum. Jan. to date
(1)	(2)	(3)	(4)	(5)	(6)
3919909000	Self-adhesive plate, sheet, film, foil, tape & strip, width >=20cm; oth plastics	101 245	411 351	722 247	3 486 652
3920100000	Oth plate, sheet, film, foil & strip, ethylene polymer, non-cellular & not reinforced	3 954 636	20 574 534	7 274 186	35 819 054
3920201000	Biaxially Oriented Polypropylene (BOPP) film, of polymers of propylene	4 610 859	22 980 054	10 873 078	51 239 160
3920209000	Oth plate, sheet, film, strip, propylene polymers, non-cellular & not reinforced	1 489 306	8 213 115	3 033 381	15 760 075
3920302000	Acrylonitrile butadiene styrene (ABS) sheet used in the refrigerator manuf.	274	9 565	3 160	40 452
3920309000	Polymer styrene not used as an adhesive by melting; not ABS sheet	35 904	149 615	171 085	773 786
3920430000	Polymers of vinyl chloride tape; weight >=6% of plasticisers	17 814	106 914	63 901	289 207
3920490000	Polymers of vinyl chloride tape; weight <6% of plasticisers	14 021	66 512	55 059	284 331
3920510000	Acrylic polymers of poly(methyl methacrylate)	2 561 658	12 379 647	5 853 264	29 334 898
3920590000	Other acrylic polymer except poly(methyl methacrylate)	601	1 305	8 652	22 295
3920611000	Plates & sheets of polycarbonates	248 283	1 314 174	959 659	5 338 439
3920619000	Polycarbonates except plates and sheets form	7 371	15 277	60 292	145 221
3920620000	Poly(ethylene terephthalate)	2 893 695	13 315 536	7 821 720	34 539 628
3920690000	Oth polyester, not polycarbonate, poly(ethylene terephthalate) & unsaturated polyester	1 091 755	4 881 899	2 477 867	11 025 513
3920719000	Other regenerated cellulose, except cellophane film	-	203	-	440
3920911000	Film of poly(vinyl butyral) in safety glass, thickness 0.38~0.76mm width <= 2m	480	1 674	11 650	17 623
3920921000	Plate, sheet, foil & strip of polyamides-6	1 099 435	5 635 376	3 733 095	19 368 072
3920929000	Other plate, sheet, foil & strip of polyamides, except polyamides-6	-	178	-	15 654
3920930000	Plate, sheet, foil & strip of amino-resins	350	1 221	195	3 790
3920949000	Oth plate, sheet, foil & strip of phenolic resins, except phenol formaldehyde shee	55	93	1 163	13 858
3920991000	Oth plate, sheet, foil & strip; oth plastic; hardened proteine/chemical derivative	-	282	-	576
3920999000	Oth plate, sheet, foil & strip; oth plastic; not hardened proteine/chemical derivati	807	1 498	9 866	29 052
3921112000	Plates, sheets, film, foil & strip, cellular, of polymers of styrene; rigid	10	56 398	10	115 091
3921119000	Plates, sheets, film, foil & strip, cellular, of polymers of styrene; not rigid	50 108	285 666	152 392	839 558
3921120000	Plates, sheets, film, foil & strip, cellular, of polymers of vinyl chloride	37 020	239 193	107 108	596 659
3921131000	Plates, sheets, film, foil & strip, cellular, of polyurethanes; rigid	7 819	23 907	77 892	332 816
3921139000	Plates, sheets, film, foil & strip, cellular, of polyurethanes; not rigid	25 999	150 080	261 854	1 617 128
3921149000	Plates, sheets, film, foil & strip, cellular, of regenerated cellulose; not rigid	-	186	-	6 128
3921192000	Plates, sheets, film, foil & strip, cellular, of other plastics; rigid	-	2 081	-	8 823
3921199000	Plates, sheets, film, foil & strip, cellular, of other plastics; not rigid	671 292	3 773 768	2 619 812	14 505 187
3921901000	Plates, sheets, film, foil & strip, of vulcanised fibre	162	352	3 285	7 715
3921902000	Plates, sheets, film, foil & strip, of hardened proteins	39 341	463 865	108 091	971 733
3921909000	Other plates, sheets, film, foil & strip, of plastics	1 629 396	8 189 251	4 889 564	25 019 073
3922101000	Baths	1 868	12 581	3 830	33 313
3922109000	Shower-baths, sinks & washbasins	2 805	69 906	2 467	328 049
3922200000	Lavatory seats and covers	10 292	52 452	124 663	551 586
3922901100	Parts of flushing cisterns, of plastics	-	346	-	349
3922901200	Flushing cisterns equipped with their mechanisms	30	822	155	887
3922901900	Other lavatory pans, flushing cisterns & urinals	40	16 759	45	34 057
3922909000	Similar sanitary ware, of plastics	3 618	24 389	4 537	61 400
3923101000	Film, tape and optical disc cases	215 713	885 729	1 002 061	4 738 785
3923109000	Other boxes, cases, crates and similar articles	793 780	3 397 514	3 561 889	17 536 572

Tabel 3 : Ekspor Indonesia menurut Komoditi ( Kode HS 10 digit )  
**Export of Indonesia by Commodity ( 10 digit of HS Code )**

Mei 2016

**May**

Kode H S H S Code	Uraian golongan barang Group description	Berat bersih / Net weight (Kg)		Nilai / Value F.O.B. ( U S \$ )	
		Bulan ini Current month	Kumulatif Cum. Jan. to date	Bulan ini Current month	Kumulatif Cum. Jan. to date
(1)	(2)	(3)	(4)	(5)	(6)
3923211100	Aseptic bag reinforced w/ alum foil; width>=315mm;length>=410mm;ethylen plym	286 559	1 552 646	402 783	2 096 183
3923211900	Aseptic bag reinforced w/ alum foil; width<315mm;length<410mm;ethylene polym	1 687 998	8 308 053	2 876 666	13 866 887
3923219100	Aseptic bag not reinforced w/ alum foil; width>=315mm;length>=410mm;ethylen plym	3 583	132 946	14 187	394 561
3923219900	Aseptic bag not reinforced w/ alum foil; width<315mm;length<410mm;ethylene polymr	5 780 588	28 409 236	8 386 830	41 297 784
3923291000	Aseptic bag not reinforced w/ alum foil; width>=315mm;length>=410mm;oth plastic	39 114	252 432	111 682	896 215
3923299000	Aseptic bag not reinforced w/ alum foil; width<315mm;length<410mm;oth plastic	889 640	5 277 039	2 163 278	13 192 286
3923302000	Multilayer fibreglass reinforced fuel container	64	75	734	770
3923309000	Other carboys, bottles, flasks & similar article	820 350	2 521 544	2 389 869	9 086 127
3923401000	Spool,bobbin&similar support;suitable for machines heading 84.44,84.45/84.48	6 260	41 562	28 781	248 489
3923409000	Other spool,cop,bobbin & similar support	37 171	245 332	76 879	669 303
3923500000	Stoppers, lids, caps and other closures	326 652	1 463 856	3 011 976	13 399 029
3923901000	Toothpaste tubes container, of plastic	47 094	217 682	197 831	989 628
3923909000	Oth articles for the conveyance/packing goods of plastics	1 200 423	4 628 273	4 741 196	22 546 069
3924100010	Tableware & kitchenware of melamine	15 766	71 831	62 346	145 861
3924100090	Tableware & kitchenware except from melamine	279 804	1 387 062	957 483	4 634 117
3924901000	Bed pans, urinals (portable type) & chamber pots;of plastics	23 265	56 591	78 867	177 168
3924909000	Other household articles&hygienic/toilet articles, of plastics	875 190	3 381 699	3 220 125	16 931 209
3925100000	Reservoirs,tanks,vats & similar contain. capacity <= 300 litres	29 344	450 795	51 885	379 865
3925200000	Doors, windows & their frames & threshold for doors	11 597	112 806	16 994	128 515
3925300000	Shutters,blind (include Venetian blinds) and similar articles and parts	35 544	139 260	330 059	1 393 971
3925900000	Oth builder ware plastic,not elsewhere specified or included	69 078	685 293	478 120	4 380 665
3926100000	Office or school supplies of plastics	548 234	3 097 036	1 830 435	10 886 036
3926206000	Articles of apparel used for protection from chemical,radiation/fire;plastics	-	2 666	-	4 366
3926209000	Oth articles of apparel&clothing accessories;of plastics	112 583	659 674	1 389 175	8 403 037
3926300000	Fittings for furniture, coachwork or the like	6 598	11 512	46 911	125 866
3926400000	Statuettes & other ornamental articles	38 883	243 430	189 491	1 030 508
3926901000	Floats for fishing nets, of plastics	-	2 374	-	45 557
3926902000	Fan & handscreen, frames & handles and parts	2 816	21 827	7 518	62 094
3926903200	Plastic moulds with denture imprints	75	75	2 703	2 703
3926903900	Oth hygienic,medical & surgical articles ; of plastics	77 536	381 891	810 524	3 853 726
3926904200	Protective mask for use in welding & similar works	7	1 520	100	5 536
3926904400	Life saving cushions for the protection of persons falling from heght	-	6	-	444
3926904900	Other safety and protective devices	13	47 083	38	483 140
3926905300	Transmission or conveyor belts or beltin	5 025	21 685	130 602	550 048
3926905500	Plastic J-hooks or bunch blocks for detonators	-	17	-	278
3926905900	Other industrial articles, of plastics	242 101	1 137 159	1 880 889	8 124 670
3926906000	Poultry feeders	5	506	18	60
3926907000	Padding for articles of apparel or clothing accessories	1 282	14 327	12 509	91 313
3926908100	Shoe lasts	1 891	8 694	32 193	117 504
3926908200	Prayer beads	782	4 109	1 296	18 235
3926908900	Cards for jewellery/small objects of personal adornment	6 084	58 534	65 056	435 868
3926909100	Other articles of plastics & other material of kind used for grain storage	343	3 020	28 989	59 832
3926909200	Empty capsules of a kind suitable for pharmaceutical use	-	1 554	-	14 750
3926909900	Other articles of plastics and other material	978 909	3 904 374	4 108 839	18 364 864

Tabel 3 : Ekspor Indonesia menurut Komoditi ( Kode HS 10 digit )  
**Export of Indonesia by Commodity ( 10 digit of HS Code )**

Mei 2016

**May**

Kode H S H S Code	Uraian golongan barang Group description	Berat bersih / Net weight (Kg)		Nilai / Value F.O.B. ( U S \$ )	
		Bulan ini Current month	Kumulatif Cum. Jan. to date	Bulan ini Current month	Kumulatif Cum. Jan. to date
(1)	(2)	(3)	(4)	(5)	(6)
4001101100	Centrifuge concentrat,containing ammonia >= 0.5%;natural rubber latex	499 500	2 055 950	629 000	2 593 213
4001101900	Natural rubber latex,containing ammonia >= 0.5%;in other forms	-	200	-	500
4001211000	Natural rubber in smoked sheets, RSS Grade 1	7 440 202	25 497 626	11 709 090	35 444 608
4001219000	Natural rubber in other forms	987 840	5 483 680	1 388 319	6 499 717
4001221000	Technically Specified Natural Rubber (TSNR) 10	11 072 880	46 051 740	15 332 935	55 439 627
4001222000	Technically Specified Natural Rubber (TSNR) 20	180 552 160	921 752 241	250 158 296	1 101 166 720
4001223000	Technically Specified Natural Rubber (TSNR) L	100 800	662 760	152 077	861 954
4001224000	Technically Specified Natural Rubber (TSNR) CV	2 064 160	9 234 400	3 091 960	12 004 031
4001225000	Technically Specified Natural Rubber (TSNR) GP	-	20 160	-	21 756
4001229000	Other Technically Specified Natural Rubber(TSNR)	-	2 325 400	-	2 631 630
4001301900	Jelutong in other forms	18 000	112 038	153 000	484 331
4001309900	Other balata,gutta-percha,guayule,chicle similar natural gums, in other forms	81 449	304 292	200 502	715 818
4002110000	Styrene-butadiene rubber,Carboxilated styrene-butadiene rubber;in latex form	2 850 389	11 873 942	2 661 823	11 178 912
4002191000	SBR,XSBR;in primary forms/in vulcanised, uncompound plates,sheets/strips	10 343	60 848	92 033	518 788
4002199000	Styrene-butadiene rubber,Carboxilated styrene-butadiene rubber;in other form	892 438	3 182 136	1 251 767	4 048 777
4002201000	Butadiene rubber (BR), in primary forms	-	12	-	1 320
4002209000	Butadiene rubber (BR), in other forms	-	24 408	-	92 026
4002399000	Halo-isobutane-isoprene (butyl) rubber (CIIR/BIIR), in other process	-	52	-	234
4002599000	Acrylonitrile-butadiene rubber (NBR), in other form	-	2 695	-	10 295
4002609000	Isoprene rubber (IR) in other forms	80	80	361	361
4002701000	Ethylene-propylene-non-conjugated diene rubber (EPDM), in primary forms	72	122	216	464
4002709000	Ethylene-propylene-non-conjugated diene rubber (EPDM), in other forms	321	14 759	8 381	84 603
4002801000	Mixture of natural rubber latex with syntetic rubber latex	745 932	3 198 312	941 120	3 790 310
4002809000	Other mixtures of any product of heading 40.01 with any product of this heading	3 628 800	14 616 000	4 858 554	16 638 538
4002910000	Oth synthetic rubber & factice derived from oils, in latex forms	-	16 000	-	12 833
4002999000	Oth synthetic rubber & factice derived from oils in other form	575	13 796	1 921	37 769
4003000000	Reclaimed rubber in primary formsoar in plates, sheets or strips	664 850	2 448 460	518 763	2 011 857
4004000000	Waste,paring&rubber scrap (oth hard rubber)&powder&granule obtained therefo	254 750	1 632 750	54 829	345 509
4005101000	Compounded of natural gums with carbon black/silica,unvulcanised,in primary fo	799 319	4 056 350	4 905 448	23 541 703
4005109000	Compounded other rubber with carbon black/silica,unvulcanised,in primary fo	731 350	7 754 810	1 127 248	11 536 733
4005200000	Solutions; dispersions oth than those of subheading 4005.10	14 000	36 000	45 820	119 293
4005911000	Natural gums,in plates, sheets, & strip	250	13 338	3 500	16 612
4005919000	Other compounded rubber,unvulcanised,in plates, sheets, & strip	2 056	18 592	8 607	43 811
4005999000	Other compounded rubber,unvulcanised,in other form	-	918 365	-	1 008 842
4006100000	"camel-back" strip for retreading rubber tyres, unvulcanised	-	24	-	801
4006909000	Oth forms & articles of unvulcanised rubbers	257	2 945	3 468	134 047
4007000000	Vulcanised rubber thread & cord.	153 152	1 003 698	504 827	3 040 787
4008119000	Other plates, sheets & strip of cellular rubber	2 928	10 326	11 010	29 657
4008190000	Other forms of cellular rubber	19 967	156 979	37 768	217 726
4008211000	Plate,sheet&strip non-cell. rubber;thick <=5mm;lined w/ one side textile fabric	46 089	304 280	124 340	707 880
4008219000	Other plates, sheets, & strip of non-cellular rubber	214 359	1 240 555	364 258	2 077 606
4008290000	Other forms of non-cellular rubber	4 261	24 419	56 810	286 703

Tabel 3 : Ekspor Indonesia menurut Komoditi ( Kode HS 10 digit )  
**Export of Indonesia by Commodity ( 10 digit of HS Code )**

Mei 2016

**May**

Kode H S H S Code	Uraian golongan barang Group description	Berat bersih / Net weight (Kg)		Nilai / Value F.O.B. ( U S \$ )	
		Bulan ini Current month	Kumulatif Cum. Jan. to date	Bulan ini Current month	Kumulatif Cum. Jan. to date
(1)	(2)	(3)	(4)	(5)	(6)
4009110000	Tube,pipe & hose,not reinforced/combined w/ oth material without fittings	64 143	147 552	377 972	1 110 421
4009121000	Mining slurry suction&discharge hose,not reinforce/combine w/ oth mtl,w/ fittin	-	321	-	1 784
4009129000	Oth tubes,pipes & hoses, not reinforced/ combined w/ oth mtrl with fittings	1 252	7 349	14 564	73 383
4009219000	Oth tube,pipe & hose,reinforced/combined w/ oth materials w/o fittings	42 477	254 389	123 553	596 828
4009229000	Oth tube,pipe & hose,reinforced/combined w/ oth materials w/ fittings	9 293	132 726	64 676	594 514
4009311000	Mining slurry suction&discharge hose, reinforce/combine w/ textile,w/o fittin	-	15	-	9
4009319100	Fuel hoses,header hoses&water hoses, used on motor vehicles	7 687	30 100	105 149	493 410
4009319910	Rubber hose for gas stove, without fittings	-	325	-	183
4009319990	Oth tube,pipe&discharge hose,reinforced/ combined w/ textile, without fitting	29 670	41 376	144 994	298 276
4009321000	Mining slurry suction&discharge hose, reinforce/combine w/ textile,w/ fitting	-	13	-	108
4009329010	Rubber hose for gas stove, with fittings	-	695	-	2 018
4009329090	Oth tube,pipe&discharge hose,reinforced/ combined w/ textile, with fitting	1 187	7 343	12 856	130 742
4009410000	Mining slurry suction&discharge hose, reinforce/combine w/ oth mtrl,w/o fitti	8 303	43 190	164 731	777 019
4009429000	Oth tube,pipe & hose,reinforced/combined w/ oth material, with fitting	82 967	415 206	384 311	2 076 877
4010120000	Conveyor belts/belting,reinforced with textile material	6 120	20 313	19 899	90 275
4010190000	Other conveyor belts/belting, reinforced with other material	11	1 274	1 950	5 053
4010310000	V-belts,V-ribbes of an outside circumference >60cm and <=180cm	405 938	1 936 697	4 720 576	20 585 475
4010320000	V-belts,oth than v-ribbed, of an outside circumference>60cm and <=180cm	2 024	21 617	8 160	88 012
4010330000	V-belts,V-ribbed,of an outside circumference>180cm and <=240cm	152	2 615	3 516	14 910
4010340000	V-belts,oth than v-ribbed, of an outside circumference>180cm and <=240cm	3 409	17 679	25 664	77 833
4010350000	Endless synchronous belt,of an outside circumference>60cm and <=150cm	157	449	7 231	20 851
4010390000	Oth transmission belts/belting	119 307	849 710	1 261 740	7 382 888
4011100000	New pneumatic tyres,of rubber of a kind used on motor cars	37 244 450	189 641 972	114 200 141	585 449 479
4011201000	New pneumatic tyre,of rubber used on buses/lorries, width<450mm	1 622 720	6 858 385	4 822 656	20 206 650
4011209000	New pneumatic tyre,of rubber used on buses/lorries, width>=450mm	80 681	338 578	314 816	1 299 382
4011300000	New pneumatic tyres,of rubber of a kind used on aircraft	41 868	358 850	8 475	351 595
4011400000	New pneumatic tyres,of rubber of a kind used on motorcycles	1 061 619	5 464 045	3 136 417	17 068 619
4011500000	New pneumatic tyres,of rubber of a kind used on bicycles	1 069 679	5 323 045	7 971 125	38 271 492
4011611000	New pneumatic tyres,of rubber used on agricultural/forestry tractors	385 280	2 256 117	1 119 026	6 578 670
4011621000	New pneumatic tyres,of rubber, rimsize < 61 cm,used on tractors	810 767	4 274 328	2 191 109	11 344 594
4011629000	New pneumatic tyres,of rubber, rimsize < 61 cm,used on const/ind.vehicles mach.	8 115	123 631	19 585	193 915
4011639000	New pneumatic tyre,of rubber,rim size >= 61cm, used on const/ind.vehicles mach	-	3 107	-	1 757
4011690000	New pneumatic tyre,of rubber, used for oth purpose	-	5 623	-	16 606
4011921000	Oth new pneumatic tyre,of rubber,used on agricul./forestry tractors.	113 310	512 223	326 049	1 466 922

Tabel 3 : Ekspor Indonesia menurut Komoditi ( Kode HS 10 digit )  
**Export of Indonesia by Commodity ( 10 digit of HS Code )**

Mei 2016

**May**

Kode H S H S Code	Uraian golongan barang Group description	Berat bersih / Net weight (Kg)		Nilai / Value F.O.B. ( U S \$ )	
		Bulan ini Current month	Kumulatif Cum. Jan. to date	Bulan ini Current month	Kumulatif Cum. Jan. to date
(1)	(2)	(3)	(4)	(5)	(6)
4011929000	Oth new pneumatic tyre,of rubber,used on agricul./forestry vehicles mach.	7 900	8 997	22 156	28 301
4011931000	Oth new pneumatic tyre,of rubber,rimsiz <61 cm,used on tractors	144 806	916 657	408 261	2 532 469
4011939000	Oth new pneumatic tyre,of rubber,rimsiz <61 cm,used on const/ind.vehicles mach	16 752	31 404	47 563	97 650
4011942000	Oth new pneumatic tyre,rubber,rimsiz >= 61cm,used on tractor,forklift.	-	6 418	-	40 568
4011949000	Oth new pneumatic tyre,of rubber,rimsiz >=61cm, used for oth. purposer	-	17 600	-	114 400
4011991000	Oth new pneumatic tyre,of rubber, used on vehicles of chap.87	55	24 560	761	95 792
4011999000	Oth new pneumatic tyre,of rubber, used for oth, width<450mm	115 328	726 402	257 765	1 824 150
4012110000	Retreaded tyres,used on motor cars	283	36 267	918	75 541
4012129000	Retreaded tyres,used on buses/lorries, width>=450mm	285 695	1 401 293	1 184 714	5 578 135
4012130000	Retreaded tyres,used on aircraft	32 756	70 024	27 035	49 200
4012191000	Retreaded tyres,used on motorcycles	-	3 449	-	1 081
4012192000	Retreaded tyres,used on bicycles	20	30	40	80
4012193000	Retreaded tyres,used on machinery of heading 84.29/84.30	3 434	12 762	6 097	16 231
4012194000	Retreaded tyres,used on oth vehicles of chapter 87	200	362	250	520
4012199000	Retreaded tyres,used for oth purposed	9 949	29 721	8 205	74 342
4012202900	Used pneumatic tyres,used on buses/ lorries, width>=450mm	181	558	1 127	35 282
4012204000	Used pneumatic tyres,used on motorcycles	-	100	-	100
4012205000	Used pneumatic tyres,used on bicycles	-	434	-	3 016
4012207000	Used pneumatic tyres,used on oth vehicle of chapter 87	440	680	520	960
4012209900	Used pneumatic tyres,used on oth purpose , oth than buffed tyres	-	240	-	1 606
4012901400	Solid tyres,external diameter >250 mm, width<450mm	38 485	125 003	77 064	236 242
4012901500	Solid tyres,external dia.>250,width> 450 mm,used on vehicle of chap.87.09.	-	55 946	-	104 532
4012901600	Oth solid tyres,external diameter>250mm, of a width>450mm	95	1 061	41	5 547
4012901900	Oth solid tyres,external diameter<250mm, of a width>450mm	80 018	358 223	416 466	1 993 344
4012902200	Cushion tyres, of a width exceeding 450mm	-	6 420	-	57 792
4012907000	Replaceable tyre treads, width<450mm	-	825	-	99
4012908000	Tyre flaps	13 714	75 680	31 959	167 146
4012909000	Oth retreaded/used pneumatic,solid/ cushion tyres, of rubber	250	280	552	582
4013101100	Inner tubes,of rubber,used on motor car width tyres<450mm	155 379	601 065	429 568	1 838 243
4013101900	Inner tubes,of rubber,used on motor car width tyres>450mm	7 762	18 006	8 878	25 775
4013102100	Inner tubes,of rubber,used on bus/lorri width tyres<450mm	7 317	32 043	24 716	108 637
4013200000	Inner tubes,of rubber,used on bicycles	279 885	1 302 501	1 776 256	8 393 098
4013901100	Inner tube,of rubber,used on heading 84.29/84.30;width tyres<450mm	307	1 310	448	4 513
4013901900	Inner tube,of rubber,used on heading 84.29/84.30;width tyres>450mm	-	3	-	11
4013902000	Inner tube,of rubber,used on motorcycle	6 506	207 755	20 609	593 382
4013903100	Inner tube,of rubber,used on oth vehicle of chap.87, width tyres<450mm	185	2 217	6 052	9 278
4013909100	Oth inner tube,of rubber,suitable for fitting to tyres of width<450mm	8 603	78 806	37 784	316 873
4013909900	Oth inner tube,of rubber,suitable for fitting to tyres of width>450mm	-	89	-	142
4014100000	Sheath contraceptives	1 680	16 455	31 069	225 354
4014901000	Teats for feeding bottles & similar articles	17 581	94 808	332 408	1 576 711
4014904000	Stoppers for pharmaceutical use	-	614	-	12 797

Tabel 3 : Ekspor Indonesia menurut Komoditi ( Kode HS 10 digit )  
**Export of Indonesia by Commodity ( 10 digit of HS Code )**

Mei 2016

**May**

Kode H S H S Code	Uraian golongan barang Group description	Berat bersih / Net weight (Kg)		Nilai / Value F.O.B. ( U S \$ )	
		Bulan ini Current month	Kumulatif Cum. Jan. to date	Bulan ini Current month	Kumulatif Cum. Jan. to date
(1)	(2)	(3)	(4)	(5)	(6)
4014909000	Oth hygienic/pharmaceutical articles,of vulcanised rubber	261	8 108	6	57 475
4015110000	Gloves, mittens & mitts, for surgical	31	117 853	32	476 249
4015190000	Gloves, mittens & mitts, for other purposed	4 728 318	21 774 519	20 173 054	93 411 890
4015901000	Lead aprons	58	745	516	20 559
4015909000	Oth article of apparel, clothing access for all purposed	928	4 170	3 101	26 031
4016101000	Padding for articles of apparel or clothing accessories	9	4 248	133	6 734
4016109000	Oth articles of vulcanised rubber other of cellular rubber	641	15 848	3 489	88 709
4016911000	Mats	608 300	2 841 029	865 289	4 015 858
4016919000	Oth floor coverings	4 452	49 263	12 631	115 988
4016921000	Eraser tips	2	187	26	194
4016929000	Other erasers	45	10 514	100	17 646
4016931000	Gasket,washer&seal used to insulate the terminal lead of electrolytic capacitor	41 931	244 175	772 924	4 030 376
4016932000	Gasket&O-ring, used on motor vehicle of heading 87.02,87.03,87.04/87.11	15 559	66 725	284 797	1 565 913
4016939000	Oth gaskets, washers & oth seals	93 114	462 517	3 156 376	14 647 270
4016940000	Boat/dock fenders,whether/not inflatable	7 298	10 008	19 303	29 808
4016950000	Oth articles of vulcanised rubber, inflatable	4 303	24 366	50 321	207 637
4016991300	Weatherstripping,used on motor vehicle of heading 87.02,87.03/87.04	105 978	590 612	902 691	5 354 918
4016991400	Oth article of vulcanised rubber,for vehicle of heading 87.02~87.05&87.11	43 160	259 716	371 739	2 446 286
4016991600	Bicycle mudguards	7 137	22 453	113 908	382 205
4016991700	Bicycle parts	1 261	4 005	708	1 938
4016991800	Other bicycle accessories	140	842	185	2 876
4016991900	Oth parts & access for vehicle of rubber of chapter 87	2 002	9 702	7 620	33 764
4016992000	Parts & access of rotochutes of heading 88.04	969	3 487	8 166	31 006
4016993000	Rubber bands	24 631	90 370	139 611	500 915
4016994000	Wall tiles	14	21	470	679
4016995100	Rubber rollers	39 036	176 405	1 037 652	4 998 226
4016995200	Tyre moulds bladders	-	31	-	2 228
4016995400	Rubber grommets & rubber cover for automotive wiring harnesses	27 817	112 941	268 710	1 300 123
4016995900	Oth article,used in machinery/mechanical /electrical appliances/for oth tech use	21 033	170 939	647 533	4 124 222
4016996000	Rail pad, of rubber	6	12	144	288
4016997000	Structural bearings including bridge bridge bearings, oth than rail pad	1 855	5 584	16 863	78 111
4016999100	Table coverings	-	56	-	179
4016999900	Oth articles of vulcanised rubber for oth purposed	32 018	184 254	440 016	2 087 912
4017001000	Floor tiles&wall tiles	750	1 487	60	755
4017002000	Other articles of hard rubber	41	7 259	1 387	11 387
4017009000	Other hard rubber in all form,include waste & scrap, articles of hard rubber	838	4 241	18 801	97 406
4104110010	Bovine leather, vegetable pre-tanned, full grains, unsplit in the wet state	17 960	54 960	146 652	439 969
4104190000	Oth tanned/crust hide&skin of bovine,not full grain,unsplit in the wet state	-	7 312	-	36 700
4104410000	Crust vegetable(semi-tanned) hide&skin, full grain,unsplit,in the dry state	-	306	-	9 421
4104490000	Oth crust vegetable(semi-tanned) hide& skin,full grain,unsplit,in the dry stst	-	123 022	-	118 667
4105300000	Tanned/crust sheep/lamb skin,w/o wool on /hair on,in dry state	-	200	-	20 425
4106220000	Tanned/crust goat/kid hide&skin,w/o wool on/hair on,in the dry state	-	316	-	1 428
4106401000	Tanned/crust hide & skin of reptiles,w/o wool on/hair on,in the wet state	-	3 507	-	451 385
4106402000	Tanned/crust hide & skin of reptiles,w/o wool on/hair on,in the dry state	3 360	12 274	303 576	994 106
4106910000	Oth tanned/crust hide&skin of oth animal ,w/o wool on/hair on,in the wet state	785	3 413	59 516	306 875

Tabel 3 : Ekspor Indonesia menurut Komoditi ( Kode HS 10 digit )  
**Export of Indonesia by Commodity ( 10 digit of HS Code )**

Mei 2016

**May**

Kode H S H S Code	Uraian golongan barang Group description	Berat bersih / Net weight (Kg)		Nilai / Value F.O.B. ( U S \$ )	
		Bulan ini Current month	Kumulatif Cum. Jan. to date	Bulan ini Current month	Kumulatif Cum. Jan. to date
(1)	(2)	(3)	(4)	(5)	(6)
4107120000	Whole hide&skin,grains splits of bovine/ equine animals,w/o hair on	135 109	535 912	3 194 778	12 687 146
4107190000	Oth whole hide&skin of bovine/ equine animals, in oth form	104 802	594 079	2 858 495	16 503 607
4107920000	Oth whole hide&skin,including side of bovine/equine animals, grain splits	3 034	8 449	92 069	261 436
4107990000	Oth whole hide & skin,including side,of bovine/egquine animals, in oth forms	25 843	168 310	688 989	3 484 371
4112000000	Leather further prep. after tanning/ crust,oth than leather of heading 41.14	8 586	37 439	800 510	3 301 933
4113100000	Leather further prepared after tanning/ crusting, of goats or kids	9 793	51 594	395 784	1 988 318
4113200000	Leather further prepared after tanning/ crusting, of swine	-	57	-	6 975
4113300000	Leather further prepared after tanning/ crusting, of reptiles	6 025	26 206	556 613	2 719 879
4113900000	Leather further prepared after tanning/ crusting, of oth animals	4 939	27 241	233 279	883 807
4114200000	Patent leather&patent laminated leather, metalised leather	152	7 519	3 384	118 101
4115100000	Composition leather with base of leather /leather fibre,in slabs, sheets/strip	328	3 302	26 084	123 791
4115200000	Paring end other waste of composition leather,not suit for leather artic manu	-	2 202	-	33 163
4201000000	Saddlery & harness for any animal of any materials	35	21 943	2 945	55 311
4202110010	Travel goods w/ max dimension of h x w x l = 56cm x 45cm x 25cm	2 911	3 796	15 412	17 785
4202110090	Trunk,suit,vanity,executive,brief-cases with outer surface of leather	6 210	44 901	169 639	1 105 152
4202121100	School satchel with outer surface of vulcanised fibre	-	322	-	348
4202121900	School satchel with outer surface of plastics/textile materials	4 382	46 359	15 768	232 793
4202129100	Trunk,suit,vanity,executive,brief-cases w/ out surface of vulcanised fibre	-	1 034	-	4 139
4202129900	Trunk,suit,vanity,executive,brief-cases w/ out surface of plastics/textile mtrl	64 906	426 251	671 031	3 789 569
4202192000	School satchel,trunk,suit,vanity,brief, w/ outer surface of paperboard	18	5 306	322	21 292
4202199000	School satchel,trunk,suit,vanity,brief,w / outer surface of plastic/textile mtrl	16 714	100 268	108 185	699 764
4202210000	Hand bag with outer surface of leather or of patent leather	182 632	799 425	8 211 562	33 156 792
4202220000	Hand bag with outer surface of plastic sheeting or of textile materials	339 900	1 623 486	3 962 951	19 580 100
4202290000	Hand bag with other outer surface	24 377	112 748	261 316	1 554 768
4202310000	Artcl in pocket/hand bag with outer surface of leather or of patent leather	1 841	11 077	133 045	704 758
4202320000	Artcl in pocket/hand bag with outer surf ace of plastics or of textile	6 192	33 920	76 895	420 781
4202393000	Article of kind normally carried pocket or in handbag w/ outer srfc of animal	-	100	-	594
4202399000	Article of kind normally carried pocket or in handbag with outer srfc of other	933	2 295	4 919	22 026
4202911100	Sport bags,with outer surface of leather composition leather/of patent leather	-	2 639	-	32 936
4202911900	Oth Sport bags,with outer surface of lthr composition leather/of patent	1	645	756	2 884
4202919000	Oth artcls with outer surface of leather or of patent leather	1 609	39 999	65 077	708 313
4202921000	Toiletry bags with outer surface of plastic or of textile materials	60	426	1 143	2 168
4202922000	Bowling bags with outer surface of plastic or of textile materials	-	1 019	-	18 450

Tabel 3 : Ekspor Indonesia menurut Komoditi ( Kode HS 10 digit )  
**Export of Indonesia by Commodity ( 10 digit of HS Code )**

Mei 2016

**May**

Kode H S H S Code	Uraian golongan barang Group description	Berat bersih / Net weight (Kg)		Nilai / Value F.O.B. ( U S \$ )	
		Bulan ini Current month	Kumulatif Cum. Jan. to date	Bulan ini Current month	Kumulatif Cum. Jan. to date
(1)	(2)	(3)	(4)	(5)	(6)
4202929000	Other articles with outer surface of plastic or of textile materials	1 165 176	4 779 978	9 351 045	41 829 813
4202991000	with outer surface of vulcanised fibre or paperbord oth bags	-	100	-	4 254
4202994000	with outer surface of vulcanised fibre or paperbord oth bags of apparel	-	40	-	182
4202999000	Oth than trunk, suit-cases,handbags, & similar containers	23 208	106 332	266 754	1 115 042
4203100000	Articles of apparel of leather or of composition leather.	5 606	64 162	52 519	633 511
4203210000	Gloves,mittens & mitts specially designed for use in sports of leather	75 153	489 439	4 735 645	31 460 820
4203291000	Protective work gloves of leather or of composition leather	184	9 378	5 251	88 267
4203299000	Oth gloves, mittens & mitts of leather or of composition leather	4 534	27 530	223 490	1 567 603
4203300000	Belts & bandoliers of leather or of composition leather	1 057	5 069	32 302	185 221
4203400000	Oth clothing access of leather or of composition leather	4 137	10 949	24 286	121 324
4205001000	Oth articles of leather or of composition leather, boot laces ; mats	-	395	-	43 993
4205002000	Oth articles of leather, industrial safety belt & harnesses	150	1 631	4 097	32 807
4205003000	Leather strings or cords for jewelry or for personal adornment	1 000	12 730	2 182	81 094
4205009000	Oth articles of leather oth than boot laces,safety belt & leather string	30 669	164 077	868 154	4 449 597
4303100000	Articles of apparel, clothing accessories oth articles of furskin	538	934	550	2 693
4303909000	Oth article of apparel, clothing accessories of furskin	10 056	61 651	109 907	547 083
4304001000	Artificial fur and articles thereof	-	4 160	-	43 680
4304009100	Sport bags of artificial fur and and articles thereof	140	1 396	1 795	8 275
4304009900	Oth then artificial fur&articles for industrial uses&sport bags	55	291	216	2 168
4401100000	Fuel wood,in logs,in billets,in twigs faggots or in similar forms	66 610	314 817	72 113	247 313
4401220000	Non-coniferous wood in chips or particles	88 114 250	553 686 790	7 062 845	42 672 254
4401310000	Wood pallets sawdust&wood waste and sc rap, wheter or not angglomerated in log	5 638 395	33 534 800	454 834	2 837 055
4401390000	Oth Sawdust&wood waste&scrap,whether or not agglomerat in logs,briquet,pellet	810 214	53 072 554	105 298	6 904 064
4402100000	Wood charcoal of bamboo	867 980	3 979 982	270 407	1 012 395
4402901000	wood charcoal of coconut shell	7 438 858	43 409 425	5 392 853	29 222 322
4402909000	Wood charcoal(including shell or nut charcoal) oth than bamboo and coconut shell	22 505 446	120 127 631	9 880 688	52 115 615
4404100000	Hoopwood, split poles;piles, picket & the like of coniferous	-	310	-	4 070
4404209000	Oth than Hoopwood, split poles;piles, picket & the like of non coniferous	206	206	867	867
4405002000	Wood wool, wood flour.	89 846	305 922	22 226	79 326
4407100000	Wood sawn/ chipped length of a thick > 6 mm.of Coniferous,Planed sanded	89 027	418 314	156 481	681 334
4407211000	Wood sawn/ chipped length of a thick> 6 mm.of Mahogany,Planed,sanded end-jointed	45 543	458 955	43 759	419 290
4407219000	Wood sawn/ chipped length of a thick > 6 mm.of Mahogany,not planed,not sanded	-	6 281	-	5 529
4407221000	Wood sawn/ chipped of a thick > 6 mm.of Virola,Imbuia&Balsa,Sanded/ end-jointed	2 250	28 946	7 350	68 151
4407251100	Wood sawn/ chipped of a thick > 6mm.of dark&light red meranti,Sanded/end joint	294 377	1 116 550	468 280	1 784 417
4407261000	Wood sawn/ chipped of a thick > 6mm.of White Lauan,Seraya,yellow meranti	6 074	24 989	7 043	28 150
4407291100	Wood sawn/ chipped of a thick > 6 mm.of Jelutong,Planed	282 699	1 554 786	399 010	2 180 838
4407292100	Wood sawn/ chipped of a thick > 6 mm of Kapur,Sanded or end-jointed	-	26 454	-	29 626



Tabel 3 : Ekspor Indonesia menurut Komoditi ( Kode HS 10 digit )  
**Export of Indonesia by Commodity ( 10 digit of HS Code )**

Mei 2016

**May**

Kode H S H S Code	Uraian golongan barang Group description	Berat bersih / Net weight (Kg)		Nilai / Value F.O.B. ( U S \$ )	
		Bulan ini Current month	Kumulatif Cum. Jan. to date	Bulan ini Current month	Kumulatif Cum. Jan. to date
(1)	(2)	(3)	(4)	(5)	(6)
4407293100	Wood sawn/ chipped of a thick > 6 mm.of Kempas,Planed sanded or end-jointed	22 865	153 998	14 743	100 054
4407294100	Wood sawn/ chipped of a thick > 6 mm.of Keruing,Planed,sanded or end jointed	185 409	850 232	113 823	548 558
4407296100	Wood sawn/ chipped of a thick > 6 mm.of Teak,Sanded or end-jointed	58 818	134 523	110 861	271 189
4407296900	Wood sawn/ chipped of a thick > 6 mm.of Teak,Not planed, not Sanded	-	460	-	178
4407297100	Wood sawn/ chipped of a thick > 6 mm.of Balau,Sanded or end-jointed	39 741	186 135	26 037	121 718
4407299100	Wood sawn/ chipped of a thick > 6 mm.of Jongkong & Merbau,Sanded or end-jointed	19 228	187 309	51 660	231 302
4407299300	Oth sanded or end jointed&of a thick > 6 mm jongkok & merbau	898 641	4 245 720	1 014 853	5 221 600
4407299910	Oth albasia sanded or end jointed&planed ,thickness>6mm	229 144	1 304 619	77 798	462 675
4407299920	Oth rubber,sanded or end jointed&planed, thickness>6mm	1 920 968	11 737 532	1 094 490	6 372 975
4407299990	Oth than tropical wood, oth sanded or end jointed&planed,thickness>6mm	38 366	130 061	10 653	54 414
4407911000	Wood sawn/ chipped of a thick > 6 mm.of Oak,Sanded or end-jointed	12 359	60 584	14 719	57 665
4407919000	Oth wood sawn/ chipped of a thick > 6 mm of Oak,Not planed, not Sanded	-	9 959	-	6 645
4407921000	Wood sawn/ chipped of a thick > 6 mm.of beech,Planed	366	1 939	2 171	11 255
4407931000	Wood sawn/ chipped of a thick > 6 mm.of Maple,Sanded or end-jointed	-	45	-	402
4407939000	Oth than wood sawn/ chipped of a thick > 6 mm.of Maple,Not planed, not Sanded	-	56 069	-	57 309
4407949000	Oth wood sawn/ chipped of a thick > 6 mm of Cherry,Not planed, not Sanded	-	13 256	-	18 221
4407959000	Oth wood sawn/ chipped of a thick > 6 mm of Ash,Not planed, not Sanded	-	17 504	-	19 042
4407991000	Oth than wood sawn/ chipped of a thick > 6 mm.of Other tree,Planed	40 092	185 483	83 530	266 420
4407999000	Wood sawn/ chipped of a thick > 6 mm.of Other tree,Not planed, not Sanded	-	158 810	-	170 624
4408101000	Cedar wood slats prepared for pencil manufact;radiata pinewood coniferous	395 640	2 112 665	1 609 023	8 781 464
4408103000	Face veneer sheets, coniferous	651 623	1 944 821	1 210 353	2 603 885
4408109000	Oth Coniferous,oth cedar wood slats,face veneer sheets	188 780	744 191	190 318	841 763
4408310000	Dark red meranti, light red meranti and meranti bakau of the tropical wood	809 102	2 171 345	949 259	2 648 026
4408399000	Oth jelutong wood and oth wood prepared for pencil manufact	274 883	1 056 581	559 502	2 241 807
4408900000	Oth than sheets for veneering and of the tropical wood of thickness < 6 mm	1 096 425	4 230 600	1 314 906	4 698 557
4409100000	Coniferous wood cotinuously shaped along any of its edgee,ends/faces	209 664	934 557	720 433	3 196 912
4409210000	Non coniferous of bamboo	755	755	1 450	1 450
4409290000	Oth non coniferous oth teak strips friezes for parquet flooring	47 208 939	234 582 868	48 444 768	249 675 181
4410110000	Particle board & similar board of wood or other ligneous materials	210 614	1 530 647	84 215	587 192
4411120000	Medium density fibreboard (mdf) of a thickness < 5mm	12 674 574	54 305 813	3 485 998	15 530 539
4411130000	Medium density fibreboard (mdf) of a thickness > 5mm and < 9 mm	4 402 155	20 389 658	1 136 955	5 175 084
4411140000	Medium density fibreboard (mdf) of a thickness > 9 mm	12 246 978	46 353 377	2 884 093	11 113 632
4411920000	Oth fibreboard of a density >0.8g/cm3	9 817	44 358	25 235	113 120
4411930000	Oth fibreboard of 0,5g/cm<density <0,8g/ cm3	92 594	19 885 472	25 067	5 247 054
4411940000	Oth fibreboard of a density <0.5g/cm3	-	48 300	-	44 475
4412100000	Plywood,veneered panel&similar laminated wood of bamboo	-	5 402	-	7 898

Tabel 3 : Ekspor Indonesia menurut Komoditi ( Kode HS 10 digit )  
**Export of Indonesia by Commodity ( 10 digit of HS Code )**

Mei 2016

**May**

Kode H S H S Code	Uraian golongan barang Group description	Berat bersih / Net weight (Kg)		Nilai / Value F.O.B. ( U S \$ )	
		Bulan ini Current month	Kumulatif Cum. Jan. to date	Bulan ini Current month	Kumulatif Cum. Jan. to date
(1)	(2)	(3)	(4)	(5)	(6)
4412310000	Oth plywood,consisting solaly <6mm thickness w/ at least one outer	77 456 217	432 948 937	70 659 810	399 503 025
4412320000	Oth plywood,each thick.<6mm with at least one outer ply of non coniferous	7 471 112	24 846 606	6 743 338	24 265 958
4412390000	Oth plywood consisting solely of sheets of wood of each thick < 6 mm	12 332 912	58 767 546	12 330 081	61 927 619
4412940000	Oth plywood,veneered panels&similar wood of blockboard,laminboard&battenboard	31 743 891	144 545 187	34 574 590	158 788 258
4412990010	Veneered panels&similar w/at least one other wood	68 409 364	323 677 662	50 142 125	238 887 838
4412990090	Veneered panels&similar w/at least one other wood	6 912 089	28 359 260	6 525 007	30 530 350
4413000000	Densified wood, in blocks,plates,strips of profile shapes.	10	1 210	25	16 716
4414000000	Wooden frames for paintings, photographs mirrors or similar objects.	1 207 877	6 201 581	4 095 046	20 779 058
4415100000	Cases, boxes, crates, drums & similar packings; cable-drums	187 343	1 004 387	379 485	2 035 961
4415200000	Pallets,box pallets& other load boards; pallet collars	385 844	1 090 860	365 583	1 048 230
4416001000	Staves casks,barrels,yats,tube and other coopera products and parts of wood	-	1 764	-	2 202
4416009000	Casks,barrels,vats,tubs&other coopers products & parts thereof, of wood	10 103	71 542	45 003	168 214
4417001000	Tools,tool bodies,tool handles,broom or brush bodies & handles, of wood	3 365	9 891	2 900	75 384
4417009000	Oth Tools,tool bodies,tool handles,broom or brush bodies & handles, of wood	240 108	1 110 434	447 300	2 194 836
4418100000	Windows,french-windows&their frames of wood	94 041	335 866	115 097	547 941
4418200000	Doors & their frames & thresholds of wood	7 536 500	33 209 393	15 973 610	74 329 869
4418500000	Shingles & shakes of wood	8 355	42 089	6 631	34 581
4418600000	Posts and beams	669	28 781	1 561	57 556
4418710000	Assembled flooring panels	7 777	32 645	6 627	51 101
4418720000	Oth multilayer bullders joinery and carpantry of wood	2 662 484	12 867 467	7 648 022	36 870 305
4418790000	Oth assembled flooring panels of wood	1 532 196	7 340 894	3 295 979	16 139 782
4418901000	Oth Cellular wood panels	-	1 430	-	2 940
4418909000	Other builders joinery & carpentry of wood	2 784 263	14 100 771	4 311 153	22 370 861
4419000000	Tableware and kitchenware, of wood.	327 980	1 933 395	1 151 584	9 913 468
4420100000	Statuettes & oth ornaments, of wood	1 874 706	7 876 946	5 809 122	24 572 831
4420901000	Oth wooden articles of furniture not falling in chapter 94	459 837	2 186 791	1 203 292	6 082 966
4420909000	Oth wood marquetry and inlaid,casket and similar articles of wood	31 990	525 699	119 888	1 461 206
4421100000	Clothes hangers of wood	10 182	92 340	72 105	451 079
4421901000	Spools, cops & bobbins, sewing thread reels and the like of wood	130	4 306	19	6 573
4421903000	Wooden pegs or pins for footwear	-	2 802	-	19 861
4421904000	Candy-sticks, ice-cream sticks & Ice cream spoons	178	17 561	1 720	32 715
4421907000	Fans & handscreens, frames & handles of wood	23	1 502	255	16 945
4421908000	Toothpicks of wood	1 208	7 410	2 748	14 960
4421909300	Prayer beads	2 665	10 565	13 834	43 474
4421909400	Oth beads	4 955	18 532	11 793	82 450
4421909900	Other wooden articles	23 741	51 091	26 916	74 980
4501100000	Natural cork, raw / simply prepared;wast a cork,crushed,granulated/ground cork	196	4 414	1 911	12 651
4501900000	Oth Natural cork,raw/ simply prepared; w asta cork,crushed,granulated/ground cork	1 781	5 310	301	9 549
4502000000	Natural cork,debarked or roughly squared or in rectangular (includ square)blocks	-	236	-	1 219
4503900000	Other articles of natural cork.	11 019	39 922	10 210	38 594
4504100000	Blocks, plates, sheets & strip; tiles of any shape;solid cylinders,inc discs	134	2 126	794	3 476
4504900000	Other agglomerated cork and articles of agglomerated cork	100	4 866	66	10 471
4601210000	Mats, matting and screens of vegetable materials of bamboo	180	11 595	593	23 082

Tabel 3 : Ekspor Indonesia menurut Komoditi ( Kode HS 10 digit )  
**Export of Indonesia by Commodity ( 10 digit of HS Code )**

Mei 2016

**May**

Kode H S H S Code	Uraian golongan barang Group description	Berat bersih / Net weight (Kg)		Nilai / Value F.O.B. ( U S \$ )	
		Bulan ini Current month	Kumulatif Cum. Jan. to date	Bulan ini Current month	Kumulatif Cum. Jan. to date
(1)	(2)	(3)	(4)	(5)	(6)
4601220000	Mats, matting and screens of vegetable materials of rattan	12 965	78 183	93 561	677 909
4601290000	Oth mats,matting & screens of vegetable vegetable of material	9 621	73 619	233 830	1 312 629
4601921000	Plaits and similar products of plaiting material of bamboo	11 175	24 092	13 265	27 817
4601929000	Other of bamboo	17 080	72 807	111 229	241 486
4601931000	Plaits and similar products of plaiting material, or not assembled of rattan	6 843	35 027	37 796	184 715
4601939000	Other of rattan	-	10	-	180
4601941000	Plaits and similar products of plaiting materials,whether of vegetable materials	9 987	12 746	106 225	135 507
4601949000	Other of other vegetable material	659	7 921	10 502	51 848
4601991000	Mats and matting of other vegetable materials	-	501	-	1 251
4601992000	Plaits & similar products of plaiting of other materials,whether/not assembled	310	760	900	1 490
4601999000	Oth Plaits & similar products of plaiting of other materials,whether	30 317	239 414	36 696	714 771
4602110000	Basketwork, wickerwork & other articles, of vegetable material of bamboo	243 768	1 220 890	472 448	2 616 994
4602120000	Basketwork, wickerwork & other articles, of vegetable material of rattan	967 147	4 799 876	3 283 157	17 078 532
4602190000	Oth than basketwork, wickerwork & other articles, vegetable material	237 421	1 098 003	1 320 299	5 704 058
4602900000	Oth basketwork, wickerwork & other articles, of other materials	65 784	428 663	307 551	1 747 496
4703290000	Chemical wood pulp, soda, oth than dis solving grades,bleached,non coniferous	305 838 638	1 481 423 697	130 899 128	684 635 245
4704290000	Chemical wood pulp,sulphite,oth than dis solving grades,bleached,non coniferous	-	4	-	10
4706300000	Pulps of fibres derived from recovered of oth than bamboo	143 414	572 203	57 177	253 533
4706910000	Mechanical pulps of fibres derived from recovered paper or paperboard	-	12 750	-	38 803
4706920000	Chemical pulps of fibres derived from recovered paper or paperboard	-	21 914	-	65 477
4707100010	Recovered Unbleached kraft paper & paper board for paper making purpose	-	450 000	-	55 982
4707100090	Recovered Unbleached kraft paper & paper board for paper other purpose	136	16 684	697	23 994
4707200090	Recovered bleached chemical pulp, for other purpose	-	56 674	-	72 399
4707300010	Recovered mechanical pulp paper or paperboard for paper making purpose	-	74 228	-	25 939
4707900010	Recovered unsorted waste & scrap paper & paperboard for paper making purpose	-	104 262	-	15 955
4707900090	Recovered unsorted waste and scrap paper & paperboard for other purpose	32 391	195 013	6 709	23 951
4801001000	Newsprint, in rolls or sheets. weighing not more than 55 g/m2	12 172 858	60 663 296	6 019 532	29 561 306
4801009000	Newsprint, in rolls or sheets. weighing more than 55 g/m2	500	5 873	1 773	17 489
4802100000	Hand-made paper and paperboard	-	26	-	240
4802209000	Oth Paper and paperboard of a kind used as for photo sensitive,heat-sensitive	-	75 984	-	323 192
4802541900	Other paper and paperboard, not containing fibres Weighing < 40 g/m2	-	19 440	-	51 250
4802549000	Alumunium base paper, not containing fibres Weighing < 40 g/m2	34 048	501 644	37 373	646 886
4802552000	Fancy paper and paperboard,purpose 40< weight <150 g/m,roll	15 002	28 797	25 429	49 629
4802554000	Base paper of a kind used manufacture fib res, for oth purpose 40<weight<150 g/ml	74 511	975 265	46 220	583 872
4802559000	Oth paper,no fibres, for other purpose 40< weight <150 g/m,roll	24 771 166	127 597 154	16 591 313	85 364 116

Tabel 3 : Ekspor Indonesia menurut Komoditi ( Kode HS 10 digit )  
**Export of Indonesia by Commodity ( 10 digit of HS Code )**

Mei 2016

**May**

Kode H S H S Code	Uraian golongan barang Group description	Berat bersih / Net weight (Kg)		Nilai / Value F.O.B. ( U S \$ )	
		Bulan ini Current month	Kumulatif Cum. Jan. to date	Bulan ini Current month	Kumulatif Cum. Jan. to date
(1)	(2)	(3)	(4)	(5)	(6)
4802569000	Other than Paper,no fibres, for other purpose 40< weight <150 g/m,sheet	104 513 844	551 305 110	83 196 705	433 354 429
4802579000	Other paper & paperboard, weight>40g/m2 and =< 150g/m2	51 835 551	262 795 156	34 822 892	174 580 967
4802582900	Oth fancy paper & paperboard,oth in roll width<=15cm/in rectang sheet<36cm	-	27 302	-	36 638
4802589000	Oth paper,no fibres, for other purpose weight >150 g/m	8 063 360	36 028 724	6 329 729	28 134 928
4802622000	Paper,fibres,banknotes,manuf of gypsum board,in sheets 435<oneside<297 mm	103 791	461 080	96 264	544 694
4802629000	Oth paper,fibres, for other purpose, in sheets with 435< one side <297mm	81 416	756 374	172 744	1 425 403
4802690000	Oth paper,fibres, for other not purpose, of fibres>10%, paper in roll	82	3 082	151	4 286
4803003000	Of Cellulose wadding or of web cellulose fibres toilet or farcial tissue stock	16 111	91 657	14 280	66 950
4803009000	Oth of cellulosa wading&tissue paper/ toilet/facial tissue stock&similar paper	43 697 441	219 506 862	45 273 061	227 696 589
4804110000	Kraftliner paper&paperboard,in rolls or sheets,unbleached	101 209	826 332	39 472	312 358
4804190000	Oth kraftliner paper&paperboard	13 424	93 237	10 484	89 873
4804290000	Oth composite papers, in rolls or sheets	-	44 637	-	21 482
4804319000	Other than kraft paper & wet strenght weighing 150 g/m,unbleached	-	32 139	-	21 402
4804399000	Oth adheshive tape,40-60g,not used in mnfact weigh <= 150g/m2,bleached	2 776 681	12 889 545	2 715 756	12 376 971
4804419000	Oth elect grade insulating kraft paper, 150<weighing <225 g/m,unbleached	61 163	327 133	22 598	135 993
4805110000	Oth uncoated paper&paperboard,in rolls fluting paper,	521 668	4 268 026	207 242	1 596 884
4805191000	Uncoated paper&paperboard,oth fluting paper	198 720	774 493	71 245	288 097
4805199000	Oth uncoated paper and paperboard, in rolls or sheets	399 914	4 781 796	95 075	1 506 402
4805240000	Uncoated paper&paperboard,testliner weighing 150 g/m2 or less	-	3 281 597	-	1 307 101
4805251000	Uncoated paper&paperboard,testliner weighing >= 150 g/m2	15 840	129 818	8 530	58 291
4805400000	Filter paper and paperboard	-	0	-	16
4805500000	Felt paper and paperboard	1 942 181	10 399 480	890 019	4 923 959
4805919000	Uncoated paper&paperboard,oth blotting, &joss paper,weighing150g/m or less	1 327 649	8 624 934	723 842	4 788 210
4805929000	Uncoated paper&paperboard of oth 150<weighing<225g/m	65 453	627 687	28 705	310 066
4805931000	Multi-ply paper and paperboard of weighing > 225g/m2	634 729	4 004 382	311 573	1 892 333
4806200000	Greaseproof papers	255 874	2 501 935	373 501	3 404 629
4806300000	Tracing papers	2 681	6 916	13 112	31 119
4806400000	Glassine and other glazed transparent or translucent papers	88 250	346 337	190 193	791 162
4808909000	Oth than Paper&paperboard,oth embossed fancypaper used printing,cover,lining	33 893	120 132	26 009	96 943
4809200000	Self-copy paper	1 399 548	6 869 951	1 905 786	9 133 604
4809901000	Oth self-copy paper	5 679 331	26 837 521	7 832 313	36 482 297
4810131900	Paper&paperboard for photo,heat,elect. in rolls papers of oth width <15cm	53 241	53 241	104 050	104 050
4810139990	Paper & paperboard for writing or printi ng in rolls of a width >15 cm	8 310 416	31 536 079	8 004 922	31 562 271
4810149990	Paper & paperboard for writing or printi ng in sheets & unfolded of a width >15cm	9 442 087	45 037 216	7 218 627	34 645 435
4810191910	Other Banknotes paper	-	589 867	-	3 681 443
4810191990	Other Paper & paperboard for writing or printing in sheets	119 020	276 956	225 698	545 747
4810199990	Other Paper & paperboard for writing or printing in sheets	1 504 377	8 647 196	1 730 527	9 789 384
4810299900	Oth paper of a kind used for printng	17 398 664	85 861 505	12 336 236	62 346 695
4810329000	Kraft paper,paperboard, not for writing, other weight>150g/m2	130 453	391 795	94 034	303 251

Tabel 3 : Ekspor Indonesia menurut Komoditi ( Kode HS 10 digit )  
**Export of Indonesia by Commodity ( 10 digit of HS Code )**

Mei 2016

**May**

Kode H S H S Code	Uraian golongan barang Group description	Berat bersih / Net weight (Kg)		Nilai / Value F.O.B. ( U S \$ )	
		Bulan ini Current month	Kumulatif Cum. Jan. to date	Bulan ini Current month	Kumulatif Cum. Jan. to date
(1)	(2)	(3)	(4)	(5)	(6)
4810929000	Other paper & paperboard, multiply oth rectang < 15 x 36 cm2	7 239 672	45 002 709	4 120 754	24 006 886
4810999000	Oth paper and paperboard of multiply oth rectang < 15 x 36 cm2	-	5 657	-	30 001
4811102100	Floor covering on a base of paper or paperboard,in roll <15cm, rect<15x36cm2	-	5	-	8
4811109900	Other bituminised/asphalted paper &paper board,in other size	2 557	2 557	4 537	4 537
4811412000	Gummed or adhesive paper&paperboard, self-adhesive,rectang<15x36cm2	186 829	991 750	455 656	2 382 852
4811419000	Gummed/adhesive paper&paperboard,oth self-adhesive,in other size	229 239	1 127 184	590 682	2 735 169
4811499000	Oth gummed or adhesive paper & paperboard,in other size	55 624	92 260	189 739	223 258
4811592000	Oth paper coated,impregnated/covered with plastics&aluminium foil	-	34 000	-	26 400
4811599900	Oth paper coated,impregnated/covered with plastic,unbleached,other size	215 587	1 136 946	447 895	2 406 322
4811909100	Flooring covering a paper,cellulose wadd web of cell fibres,other size	-	3 780	-	7 949
4811909900	Oth paper, paperboard,cellulose wadding web of cell fibres,other size	103 231	381 477	457 317	1 793 866
4812000000	Filter blocks,slabs&plates,of paper pulp	3 461	17 267	22 530	95 176
4813100000	Cigarette paper,in the form of booklets or tubes	-	19 650	-	48 130
4813200000	Cigarette paper,in the form in rolls of a width not exceeding 5 cm	2 274 933	8 396 872	3 858 943	15 283 779
4813901000	Cigarette paper,oth in the of booklets, tubes & in rolls,width <5 cm, coated	-	857	-	1 050
4813909000	Cigarette paper,oth in the of booklets, tubes & in rolls	50 126	493 120	368 768	2 529 471
4814200000	Wallpaper&similar wall coverings,consist of peper coated wth a grained,coloured	570	570	3 848	3 848
4816209000	Other self-copy paper (other than of 48.09)	-	12 825	-	16 978
4817100000	Envelopes	398 294	1 578 898	789 397	3 208 601
4817200000	Letter cards,plain postcards and corresp ondence cards	-	99	-	22 046
4817300000	Boxes,pouches,wallets & writing compendiums,of paper or paperboard	-	14	-	1 558
4818100000	Toilet paper	1 762 961	8 226 308	2 874 107	12 660 206
4818200000	Handkerchiefs,cleansing or facial tissues & towels	2 386 667	11 449 425	3 860 514	18 141 446
4818301000	Tablecloths	-	25 801	-	218 461
4818302000	Serviettes	35 324	217 281	62 207	373 889
4818500000	Articles of apparel & clothing, of paper pulp,paper	-	8	-	277
4818900000	Other articles of apparel & clothing, of paper pulp,paper	252 776	1 073 614	239 941	1 109 506
4819100000	Cartons,boxes & cases, of corrugated paper or paperboard	2 558 278	9 970 482	2 549 866	8 889 857
4819200000	Folding cartons,boxes&cases,of non-corrugated paper or paperboard	1 023 278	4 125 520	1 150 259	4 808 579
4819300000	Sacks&bags,having a base of a width of 40 cm or more	715 475	1 747 057	1 362 610	4 490 651
4819400000	Other sacks and bags, including cones	1 387 512	8 215 437	3 563 061	20 672 126
4819500000	Other packing containers,includ record sleeves	276 090	1 459 508	734 219	3 792 553
4819600000	Box files,letter trays,storage boxes& similar articles,used in offices,shops	61 816	427 621	111 185	837 035
4820100000	Registers,account books,note books,order books,diaries &similar articles	1 314 303	5 642 404	1 908 109	7 820 501
4820200000	Exercise books	4 487 118	13 424 391	5 148 032	15 010 580
4820300000	Binders(other than book covers),folders and file covers	252 066	1 548 424	501 573	2 300 674
4820400000	Manifold business forms& interleaved carbon sets	-	20 356	-	23 222
4820500000	Albums for samples or for collections	8 654	67 043	83 331	368 800
4820900000	Other exercise book,binders,manifold, albums	4 926 486	16 847 188	6 893 159	22 658 770
4821101000	Printed,labels of a kind for jewelery, incl objects personal carried in pocket	-	52	-	186
4821109000	Printed,oth labels of a kind for jewel ,incl objects personal carried in pocke	-	331	-	8 529

Tabel 3 : Ekspor Indonesia menurut Komoditi ( Kode HS 10 digit )  
**Export of Indonesia by Commodity ( 10 digit of HS Code )**

Mei 2016

**May**

Kode H S H S Code	Uraian golongan barang Group description	Berat bersih / Net weight (Kg)		Nilai / Value F.O.B. ( U S \$ )	
		Bulan ini Current month	Kumulatif Cum. Jan. to date	Bulan ini Current month	Kumulatif Cum. Jan. to date
(1)	(2)	(3)	(4)	(5)	(6)
4821901000	Oth printed,labels of a kind for jewel ,incl objects personal carried in pocke	-	1	-	60
4821909000	Oth printed,oth labels of a kind for jewell incl objects personal carried in	265 010	1 283 488	600 955	2 690 708
4822101000	Cone of pulp of a kind used for winding textile yarn	461 129	1 183 504	329 298	1 057 589
4822109000	Bobbins,spools,cops&similar of pulp,oth of a kind used for winding textile yarn	56 112	263 569	57 829	271 686
4822909000	Other bobbins,spools,cops & similar	309 156	1 207 251	352 159	1 457 853
4823201000	Filter paper in rolls or sheets,in strips,rolls or sheets	-	1	-	952
4823209000	Othert filter paper in rolls or sheets	-	4	-	288
4823402100	Cardiograph recording paper	-	2	-	2
4823409000	Oth rolls,sheets&dials,printed for self- recording apparatus	73 206	430 512	198 632	745 006
4823610000	Trays,dishes,plates,cups&the like,of paper or paperboard of bamboo	-	1	-	15
4823690000	Trays,dishes,plates,cups&the like,of paper or paperboard of oth than bamboo	734 560	3 374 676	2 279 868	10 705 302
4823909200	Joss paper	1 665 163	8 485 514	1 057 449	5 242 878
4823909600	Oth, cut to shape other than rectangular or square	-	88 337	-	155 522
4823909900	Other,cut to size/shape,other than in Strips, rolls or sheets	190 993	986 922	177 007	1 023 801
4901100000	Printed books,brochures and similar prin in single sheets, whether or not folded	7 150	165 833	156 208	895 061
4901910000	Dictionaries andencyclopedias,and serial instalments thereof	300	436	200	368
4901991000	Educational, technical, scientific, historical or cultural books	49 786	611 599	165 234	1 309 456
4901999000	Oth printed books,brochures, and similar printed	799 497	2 614 093	1 119 990	3 564 417
4902100000	Newspapers,journals & periodicals appearing at least four times a week	2 171	11 129	3 432	16 298
4902901000	Newspapers,journals & periodicals Oth appearing at least four times a week	26	1 126	172	3 975
4902909000	Other newspapers,journals & periodicals	1 026	15 908	3 526	30 590
4903000000	Childrens picture,drawing or coloring books.	11 025	32 490	177 374	227 996
4905910000	Maps & hydrographic/similar charts of all kinds,in book form	263	2 217	1 504	4 138
4905990000	Other maps&hydrographic or similar charts of all kinds	665	1 509	1 466	6 571
4906001000	Plans&drawings,including photographic reproductions on sensitised paper	-	1	-	7
4906009000	Plans&drawings,including photographic reproductions on carbon copies	-	67	-	1 164
4907002900	ravanue and similar stamps,unused	2 509	5 979	16 810	51 010
4907004000	Stock,share/bond certificates&similar documents of title; cheque forms	445	16 219	3 356	599 565
4907009000	other similar stamps of current/new issue in the country in which they have	267 420	455 421	776 131	1 303 658
4908100000	Transfers (decalcomanias), vitrifiable	6 634	28 414	88 672	594 221
4908900000	Other transfers (decalcomanias), vitrifiable	22 322	74 294	334 950	862 604
4909000000	Printed/illustrated postcards, card greetings, messages/announcements	26 469	216 379	167 455	1 052 684
4910000000	Calendars of any kind,printed,including calendar blocks.	9 515	21 152	28 402	344 322
4911101000	Catalogues listingonly education historical or cultural books&publication	798	6 274	5 518	36 730
4911109000	Oth trade advertising material, commercial catalogues and the like	31 554	104 713	162 802	584 688
4911912900	Other wall picture & diagrams for instructional purposes	-	168	-	2 155
4911913100	Printed picture & photograph,anatomical/ botanical diagram/charts	65	82 176	55	125 166
4911913900	Oth printed picture & photograph oth anatomical/botanical diagram/charts	3	66	635	3 852
4911919000	Other picture, designs & photograph	1 539	9 351	4 909	50 620

Tabel 3 : Ekspor Indonesia menurut Komoditi ( Kode HS 10 digit )  
**Export of Indonesia by Commodity ( 10 digit of HS Code )**

Mei 2016

**May**

Kode H S H S Code	Uraian golongan barang Group description	Berat bersih / Net weight (Kg)		Nilai / Value F.O.B. ( U S \$ )	
		Bulan ini Current month	Kumulatif Cum. Jan. to date	Bulan ini Current month	Kumulatif Cum. Jan. to date
(1)	(2)	(3)	(4)	(5)	(6)
4911991000	Printed card for jewellery,small object personal adorenment/articles in pocket	75	5 986	524	19 578
4911992000	Printed labels for explosives	36	36	415	415
4911993000	Educational, technic,scientific,historis or cultural printed on a set of cards	-	76	-	5 337
4911999000	Oth printed card, printed labels, educational printed on a set of cards	7 589	35 580	121 608	451 117
5003000000	Silk waste (incl. cocoons unsuitable for reeling, yarn waste&garneted stock).	102	102	2 505	2 505
5004000000	Silk yarn(oth than yarn spun from silk waste) not put up for retail sale.	-	90	-	90
5005000000	Yarn spun from silk waste,not put up for retail sale.	-	38 000	-	26 086
5006000000	Silk yarn & yarn spun from silk waste, put up for retail sale;silk-worm gut.	-	67	-	75
5007201000	Oth fabrics,containing >=85% by weight o silk;printed by traditional batik proces	-	23	-	103
5007209010	Oth fabrics, containing >= 85% by weight of silk; printed bleached or unbleached	-	428	-	3 103
5007209090	Oth fabrics, containing >= 85% by weight of silk; other	-	122	-	2 308
5007901000	Oth fabrics; containing < 85% by weight of silk printed traditional batik proces	-	178	-	1 140
5007909090	Oth fabrics; containing < 85% by weight of silk	-	17	-	219
5101190000	Oth Shorn wool,not carded/combed,greasy, including fleece-washed wool	-	660	-	1 677
5106100000	Yarn,carded wool > 85% by weight not put up for retail sale	-	4 427	-	108 013
5106200000	Yarn,carded wool < 85% by weight not put up for retail sale	-	558	-	19 535
5107100000	Yarn,combed wool > 85% by weight not put up for retail sale	37	45 581	37	279 975
5107200000	Yarn,combed wool < 85% by weight not put up for retail sale	551	967	259	421
5109100000	Yarn,wool/animal hair > 85% by weight, for retail sale	66	257	580	9 943
5109900000	Yarn,wool/animal hair < 85% by weight, for retail sale	-	70	-	85
5110000000	Yarn,coarse animal hair/of horsehair wether not put up for retail sale	700	9 653	566	5 606
5111119000	Woven fabric,carded,wool/animal hair>85% weight < 300 g/m;oth printed by batik	-	804	-	19 878
5112119000	Woven fabric,combed wool/animal hair>85% weight<200 g/m;oth printed by batik	-	3 208	-	89 058
5112191000	Woven fabric,combed wool/animal hair>85% weight>200 g/m;printed by batik process	-	400	-	1 200
5112199000	Woven fabric,combed wool/animal hair>85% weight>200 g/m;oth printed by batik	903	903	44 745	44 745
5112200000	Oth woven fabric,combed wool/animal hair mix mainly/solely wth man made filaments	-	93	-	2 403
5112900000	Oth woven fabric,combed wool or of fine animal hair.	34	813	862	22 986
5201000000	Cotton, not carded/combed.	118 589	679 082	70 977	824 120
5202100000	Yarn waste (including thread waste)	663 590	1 636 557	489 527	1 138 393
5202910000	Garneted stock	114 046	589 219	72 401	402 883
5202990000	Cotton waste,not garneted stock	2 151 210	10 589 311	1 930 515	9 343 704
5203000000	Cotton, carded/combed.	573 540	2 088 454	982 288	3 358 233
5204190000	Cotton sewing thread,not for retail sale cotton weight < 85%	1 300	28 976	2 426	36 131
5204200000	Cotton sewing thread, wether for sale	7	187	181	216
5205110000	Single yarn,of uncombed fibres measuring > 714.29 decitex, cotton>85%	736 479	3 375 998	869 316	4 421 561
5205120000	Single yarnof uncombed fibres measuring 232.58<decitex<714.29 , cotton>85%	6 005 652	24 373 862	13 708 224	55 619 877
5205130000	Single yarnof uncombed fibres measuring 192.31<decitex<232,56 ,cotton>85%	1 422 696	6 115 100	3 571 000	15 711 999
5205140000	Single yarnof uncombed fibres measuring 125<decitex<192.32 , cotton>85%	2 444 232	11 892 226	6 176 388	29 858 135

Tabel 3 : Ekspor Indonesia menurut Komoditi ( Kode HS 10 digit )  
**Export of Indonesia by Commodity ( 10 digit of HS Code )**

Mei 2016

**May**

Kode H S H S Code	Uraian golongan barang Group description	Berat bersih / Net weight (Kg)		Nilai / Value F.O.B. ( U S \$ )	
		Bulan ini Current month	Kumulatif Cum. Jan. to date	Bulan ini Current month	Kumulatif Cum. Jan. to date
(1)	(2)	(3)	(4)	(5)	(6)
5205210000	Single yarn,of combed fibres measuring >714.29 decitex, cotton > 85%	601 360	2 718 492	1 289 857	5 797 665
5205220000	Single yarn,of combed fibres measuring 232,56<decitex<714.29 , cotton > 85%	917 894	4 466 116	2 534 141	12 293 715
5205230000	Single yarn,of combed fibres measuring 192,31<decitex<232,56 cotton > 85%	1 006 541	4 400 629	3 019 749	13 193 411
5205240000	Single yarn,of combed fibres measuring 125<decitex <192,31 , cotton > 85%	1 666 505	7 144 873	5 057 878	21 752 852
5205260000	Single yarn,of combed fibres measuring 106,38<decitex< 125 , cotton > 85%	10 886	43 554	170 077	412 289
5205270000	Single yarn,of combed fibres measuring 83,33<decitex<106,38 , cotton > 85%	7 893	191 015	56 748	958 150
5205280000	Single yarn,of combed fibres measuring < 83,33 decitex, cotton > 85%	5 625	5 625	43 350	43 350
5205310000	Multiple yarn,of uncombed fibres measure >714.29 decitex,cotton > 85%	17 340	130 334	32 495	247 484
5205320000	Multiple yarn,of uncombed fibres measure 232.56<decitex<714.29, cotton>85%	196 351	930 509	484 717	2 220 167
5205330000	Multiple yarn,of uncombed fibres measure 192.31<decitex<232.31, cotton>85%	61 145	231 821	197 547	733 707
5205340000	Multiple yarn,of uncombed fibres measure 125<decitex<192.31, cotton>85%	14 896	86 686	76 757	322 568
5205350000	Multiple yarn,of uncombed fibres measure < 125 decitex, cotton > 85%	42 814	143 741	125 737	420 589
5205420000	Multiple yarn,of combed measuring 232.56<decitex<714.29,cotton >85%	18 055	63 879	78 848	248 988
5205430000	Multiple yarn,of combed measuring 192.31<decitex<232.56, cotton >85%	-	37 230	-	141 259
5205440000	Multiple yarn,of combed measuring 125<decitex< 192.31, cotton >85%	49 805	268 868	212 181	1 071 572
5205460000	Multiple yarn,of combed measuring 106,38<decitex< 125 ,cotton >85%	-	6 398	-	41 135
5205470000	Multiple yarn,of combed measuring 83.33< decitex < 106.38 ,cotton >85%	-	16 819	-	114 185
5205480000	Multiple yarn,of combed measuring < 83.33 decitex, cotton >85%	33 748	113 740	302 289	1 114 033
5206110000	Single yarn of uncombed fibres,measuring >714,29or decitex, cotton <85%	901 140	3 743 893	992 409	4 468 681
5206120000	Single yarn of uncombed fibres,measuring 232,56<decitex<714.29 , cotton< 85%	229 235	1 041 683	487 390	2 170 144
5206130000	Single yarn of uncombed fibres,measuring 192.31< decitex <232.56 ,cotton<85%	12 600	69 878	12 426	153 390
5206140000	Single yarn of uncombed fibres,measuring 125< decitex < 192.31 ,cotton<85%	23 808	299 482	88 038	1 217 739
5206210000	Single yarn, of combed fibres, measuring >714.29 desitex,cotton<85%	829 378	3 754 605	1 134 367	5 039 606
5206220000	Single yarn, of combed fibres, measuring 232.56<decitex<714.29 ,cotton<85%	791 440	3 204 507	1 935 613	7 874 896
5206230000	Single yarn, of combed fibres, measuring 192.31< decitex <232.56 ,cotton<85%	963 800	5 641 008	2 521 151	14 558 864
5206240000	Single yarn, of combed fibres, measuring 125<decitex< 192.31 ,cotton<85%	246 583	1 389 678	735 706	3 965 777
5206310000	Multiple yarn,of uncombed measuring > 714.29 decitex, cotton<85%	-	18 000	-	19 117
5206320000	Multiple yarn,of uncombed measuring 232.56<decitex< 714.29,cotton<85%	-	6 430	-	31 445
5206340000	Multiple yarn,of uncombed measuring 125 <decitex< 192.31,cotton<85%	21	199	54	5 791
5206420000	Multiple yarn,of combed fibres measuring 232,56 <decitex< 714.29, cotton<85%	-	19 687	-	50 627
5206430000	Multiple yarn,of combed fibres measuring 191.31 <decitex< 232.56, cotton<85%	22 313	98 977	78 541	314 742



Tabel 3 : Ekspor Indonesia menurut Komoditi ( Kode HS 10 digit )  
**Export of Indonesia by Commodity ( 10 digit of HS Code )**

Mei 2016

**May**

Kode H S H S Code	Uraian golongan barang Group description	Berat bersih / Net weight (Kg)		Nilai / Value F.O.B. ( U S \$ )	
		Bulan ini Current month	Kumulatif Cum. Jan. to date	Bulan ini Current month	Kumulatif Cum. Jan. to date
(1)	(2)	(3)	(4)	(5)	(6)
5206440000	Multiple yarn,of combed fibres measuring 125 <decitex< 191.31,cttn<85%	-	19 642	-	86 690
5207100000	Cotton yarn(oth sewing thread) retail sale,>=85% cotton by weight	-	10 076	-	70 483
5207900000	Cotton yarn(oth sewing thread) retail sale,< 85% cotton by weight	-	518	-	730
5208110000	Woven fabrics of cotton, unbleached weighing <= 100 g/m, >=85% cotton	45 458	183 326	335 931	1 478 007
5208120000	Woven fabrics of cotton, unbleached 100<weighing<200 g/m, >=85% cotton	1 062 028	5 201 421	4 320 889	21 702 947
5208130000	Woven fabrics cotton,unbleached,3or4 thread twill ,<200g/m,>=85%of cttn	129 497	468 284	536 967	1 932 169
5208190000	Oth Woven fabrics cotton, unbbleach, <200g/m,>=85%of cotton	311 939	673 873	5 216 269	8 868 819
5208210000	Woven fabrics of cotton,bleached,plein weeve,weighing<100g/m,>=85%of cotton	1 474	6 265	12 959	46 333
5208220000	Woven fabrics of cotton,bleached,plein weave,100<weigh<200 g/m, >=85% cotton	23 644	93 279	217 671	1 015 820
5208230000	Woven fabrics cotton,bleached,3/4 thread twill ,weighing<200g/m,>=85%of cttn	2 439	8 172	23 025	73 080
5208290000	Other Woven fabrics cotton,bleached, <200g/m,>=85%of cotton	14 713	94 067	157 086	874 763
5208310010	Woven fabrics cotton,dyed,voille/chemi volle,weight <100 g/m,>=85%of cotton	-	622	-	5 602
5208310090	Other woven fabrics of cotton,dyed, weighing<200 g/m, >=85%of cotton	12 656	32 440	92 809	261 631
5208320000	Woven fabrics of cotton,dyed,plain weave weave ,weight <100 g/m,>=85%of cotton	51 386	240 788	457 675	2 155 172
5208330000	Woven fabrics,dyed, 3-thread/4-thread twill,weighing<200 g/m, >=85%of cotton	24	259	450	4 210
5208390000	Other woven fabrics of cotton,dyed, weighing<200 g/m, >=85%of cotton	18 912	102 930	392 699	1 750 107
5208410090	Oth woven fabrics, cont >=85% of cotton, of diff colour yarn, weigh < 100 g/m	18 242	18 243	119 422	119 424
5208420090	Oth Woven fabrics, cont >= 85% of cotton of diff colour yarn, weigh > 100 g/m	4 597	20 809	54 788	226 951
5208490000	Other fabrics of different color, weighing<200 g/m, >=85%of cotton	7 819	74 611	129 946	1 210 023
5208511000	Plain weave,weinghing <=100g/m2 printed by the traditional batik process	696	2 233	14 650	34 878
5208519000	Plain weave,weinghing <=100g/m3, not printed by the traditional batik process	3 275	11 376	64 177	178 745
5208521000	Plain weave,weinghing >100g/m2 printed by the traditional batik process	55 650	161 666	686 560	2 184 920
5208529000	Plain weave,weinghing >100g/m3, not printed bythe traditional batik proces	54 186	334 198	697 795	4 689 905
5208591000	Other fabrics; printed by traditional batik process,<200 g/m, >=85% cotton	-	25 836	-	295 349
5208599000	Other fabrics; not printed traditional batik process,<200 g/m, >=85% cotton	27 196	122 322	295 634	1 121 022
5209110000	Plain weave,unbleached cont.>=85% of cotton, weight >200 g/m2	43 297	214 611	508 488	2 233 040
5209120000	3-thread/4-thread twill,unbleached,>=85% of cotton, weight > 200g/m2	88 353	415 882	296 593	1 396 701
5209190000	Other fabrics unbleached,>=85% cotton ,weighing > 200 g/m2	7 408	66 991	85 686	347 231
5209210000	Woven fabric bleached ,Plain weave >=85% cotton, weighing > 200 g/m2;	-	23 605	-	38 317
5209220000	3-thread/4-thread twill,bleached,>=85% weighing>200g/m	9 251	56 363	111 974	769 971
5209290000	Other woven fabric bleached ,cont 85% of cotton weight > 200 g/m2	-	3 363	-	34 314

Tabel 3 : Ekspor Indonesia menurut Komoditi ( Kode HS 10 digit )  
**Export of Indonesia by Commodity ( 10 digit of HS Code )**

Mei 2016

**May**

Kode H S H S Code	Uraian golongan barang Group description	Berat bersih / Net weight (Kg)		Nilai / Value F.O.B. ( U S \$ )	
		Bulan ini Current month	Kumulatif Cum. Jan. to date	Bulan ini Current month	Kumulatif Cum. Jan. to date
(1)	(2)	(3)	(4)	(5)	(6)
5209310000	Woven fabrics dyed, plain weave,cont.85% of cotton, weight > 200 g/m2	5	1 422	69	14 494
5209320000	3or4 thread icl cross twill,dyed,>= 85%, weight>200g/m	20 470	83 204	165 877	662 107
5209390000	Other woven fabrics,dyed, cont.85% of cotton,weight > 200 g/m2	1 624	10 849	6 940	57 745
5209420000	Woven fabrics of yarn different colours, denim,>=85% cotton, weight>200g/m	153 898	727 377	884 850	3 993 518
5209430000	3/4 thread twill,yarn different colours, plain weave,>=85% ctn, wght>200g/m	80 374	80 374	522 918	522 918
5209490000	Other woven fabrics of yarn different colours,>=85% ctn, wght>200g/m	-	2 156	-	19 049
5209511000	Woven fabrics, plain weave, printed by batik process,>=85% ctn, wght>200g/m	6 727	55 316	202 470	626 435
5209599000	Other woven fabrics, not printed by batik process,>=85% ctn, wght>200g/m	37 708	163 268	474 793	2 816 148
5210110000	Woven fabric,unbleached; plain weave < 85% cotton,weight<200g/m2:	692 040	2 961 117	2 518 630	11 164 776
5210190000	Other woven fabric,unbleached; plain weave < 85% cotton,weight<200g/m2	5 858	56 048	39 435	367 020
5210210000	Woven fabric,bleached; plain weave < 85% cotton,weight<200g/m2:	27 339	121 269	288 410	1 262 417
5210290000	Other woven fabric,bleached; plain weave < 85% cotton,weight<200g/m2	16 174	50 637	123 696	534 275
5210310000	Woven fabric,dyed; plain weave < 85% cotton,weight<200g/m2:	45 708	209 331	356 155	1 999 807
5210320000	Woven fabric,dyed;3/4-thread twill incl cross twill,< 85% cotton,weight<200g/m2	3 451	4 400	34 612	47 819
5210390000	Other woven fabric,dyed; < 85% cotton, weight<200g/m2:	-	3 119	-	36 907
5210410010	String weave,of yarn of different colour < 85% cotton,weight<200g/m2	18 452	77 312	147 965	583 920
5210410090	Woven fabric,different colour,not string weave,< 85% cotton,weight<200g/m2	-	2 234	-	39 465
5210490000	Other woven fabric,different colour, plain weave,< 85% cotton,weight<200g/m2	9 652	51 160	60 926	261 422
5210519000	Woven fabric,plain weave, not printed by batik process,< 85% cotton,weight<200g/m	-	10	-	48
5210599000	Other woven fabric,not printed by batik process,< 85% cotton,weight<200g/m	-	29	-	368
5211110000	Woven fabric,unbleached;plain weave ,< 85% cotton,weight>200g/m2	30 869	223 681	102 485	682 285
5211120000	Woven fabric,3/4 thread twill,unbleached ,<85% ctn, weight>200g/m2	24 752	73 471	130 803	391 551
5211190000	Other woven fabric,unbleached, < 85% cotton,weight>200g/m2	47 162	86 226	532 535	685 978
5211320000	Woven fabric,3/4 thread twill,dyed,< 85% of cotton,weight>200g/m2	358	6 750	3 908	47 651
5211390000	Other woven fabric,dyed;< 85% of cotton ,weight>200g/m2	96 152	372 161	552 002	2 195 286
5211410090	Woven fabric,different colour,not string weave,< 85% cotton,weight>200g/m2	2 556	4 786	28 607	31 582
5211420000	Woven fabric,different colour,denim, < 85% cotton,weight>200g/m2	9 427	64 712	245 735	1 462 790
5211490000	Oth fabrics of different colours < 85% cotton,weight>200g/m2	274	9 086	2 036	58 408
5211519000	Woven fabric,plain weave,not printed by batik procs,< 85% cotton,weight>200g/m3	-	20	-	48
5211599000	Other Woven fabric,not printed by batik < 85% cotton,weight>200g/m3	-	3 375	-	27 136
5212110000	Oth wovenfabric ofcotton weight<=200g/m2 unbleached	-	12 676	-	49 715
5212120000	Oth wovenfabric ofcotton weight<=200g/m2 bleached	-	686	-	2 169
5212130000	Oth wovenfabric ofcotton weight<=200g/m2 dyed	57 484	69 829	117 467	419 854

Tabel 3 : Ekspor Indonesia menurut Komoditi ( Kode HS 10 digit )  
**Export of Indonesia by Commodity ( 10 digit of HS Code )**

Mei 2016

**May**

Kode H S H S Code	Uraian golongan barang Group description	Berat bersih / Net weight (Kg)		Nilai / Value F.O.B. ( U S \$ )	
		Bulan ini Current month	Kumulatif Cum. Jan. to date	Bulan ini Current month	Kumulatif Cum. Jan. to date
(1)	(2)	(3)	(4)	(5)	(6)
5212140000	Oth wovenfabric ofcotton weight<=200g/m2 of yarns of differrent colours	2 053	49 429	10 962	207 836
5212151000	Oth wovenfabric ofcotton weight<=200g/m2 printed by the traditional batik process	150	150	3 528	3 528
5212159000	Oth wovenfabric ofcotton weight<=200g/m2 not printed by traditional batik process	210 577	952 647	1 814 039	8 146 961
5212210000	Oth wovenfabric ofcotton weight>200g/m2 unbleached	20	1 193	52	9 351
5212220000	Oth wovenfabric ofcotton weight>200g/m2 bleached	-	153	-	2 166
5212251000	Oth wovenfabric ofcotton weight>200g/m2 printed by the traditional batik process	60 642	300 162	839 396	3 508 611
5212259000	Oth wovenfabric ofcotton weight>200g/m2 not printed by traditional batik process	144	1 108	3 357	12 080
5303100000	Jute & oth textile bast fibres, raw/ retted	-	8	-	3 541
5305001000	Sisal & oth textile fibres of the genus ageve;tow & waste of these fibras	-	17 822	-	5 703
5305002011	Textile fibres Of coconut (coir), raw	1 349 065	6 334 909	407 908	1 806 274
5305002019	Textile fibres Of coconut (coir), other	1 639 700	7 439 319	360 590	1 704 709
5305002029	Textile fibres Of abaca; other raw	-	300	-	17
5305009090	Textile fibres; other of ramie	150 100	1 012 346	39 343	263 017
5309119000	Woven fabrics of flax cont>=85%by weight unbleached or not;not printed batik prcs	1 071	5 103	17 931	29 686
5309199000	Other Woven fabrics,flax cont>=85%weight not print by traditional batik proces	12	434	417	13 558
5309299000	Woven fabrics of flax cont<85% by weight oth; not printed by the batik process	-	169	-	1 910
5310100010	Woven fabrics of jute or of oth textile Unbleached; plain	-	170	-	201
5401101000	Sewing thread of man-made flment of synthetic filaments; for retail sale	-	1 201	-	468
5401109000	Sewing thread of man-made flment of synthetic filaments; not for retail sale	17 440	108 066	127 627	958 068
5401201000	Sewing thread of man-made flment of artificial filaments; for retail sale	-	24 000	-	75 728
5401209000	Sewing thread of man-made flment of artificial filaments;not for retail sale	2 568	8 323	20 487	115 155
5402110000	Syntthatic filament yarn (oth than sewing High tenacity yarn of nylon/oth; aramids	-	418	-	7 220
5402190000	Syntthatic filament yarn (oth than sewing High tenacity yarn of nylon/oth; other	826 164	4 432 398	2 490 880	13 501 972
5402200000	Syntthatic filament yarn (oth than sewing High tenacity yarn of polyesters	1 612 197	8 422 504	2 773 776	14 294 495
5402310000	Textured yarn of nylon/oth polyamides measuring single yarn <= 50 tex	208 757	1 350 358	655 675	3 972 017
5402320000	Textured yarn of nylon/oth polyamides measuring single yarn > 50 tex	5 894	11 795	32 259	56 985
5402330000	Textured yarn of polyesters	7 028 550	35 348 606	10 931 746	54 146 972
5402340000	Textured yarn of polypropylene synthetic filament	652	3 028	3 384	12 837
5402440000	Oth yarn, single, with a twist or not<50 turn/m; elastomeric	13 126	72 536	75 606	464 101
5402450000	Oth yarn, single, with a twist or not<50 turn/m; oth, of nylon/oth polyamides	641 150	3 537 973	2 040 106	11 469 634
5402460000	Oth yarn, single, with a twist or not<50 turn/m; oth, of polyesters,part oriented	2 867 840	13 586 294	3 143 369	14 301 811
5402470000	Oth yarn, single, with a twist or not<50 turn/m; oth, of pollester	5 615 409	24 962 923	8 432 434	36 555 882
5402480000	Oth yarn, single, with a twist or not<50 turn/m; oth, of polipropilena	6 400	69 273	22 775	237 427
5402490000	Oth yarn, single, oth thn, of elast, nyl polyester,polypropylene,<=50 trn/mt	6 303	10 523	17 962	53 994
5402510000	Oth yarn, single, with a twist or not>50 turn/m; of nylon or oth polyamides	5 627	22 841	21 158	103 198
5402520000	Oth yarn, single, with a twist or not>50 turn/m; of nylon or oth polyesters	269 486	724 789	476 581	1 334 479
5402591000	Oth yarn, single, with a twist or not>50 turn/m; other; of polyproplene	-	6 060	-	13 658

Tabel 3 : Ekspor Indonesia menurut Komoditi ( Kode HS 10 digit )  
**Export of Indonesia by Commodity ( 10 digit of HS Code )**

Mei 2016

**May**

Kode H S H S Code	Uraian golongan barang Group description	Berat bersih / Net weight (Kg)		Nilai / Value F.O.B. ( U S \$ )	
		Bulan ini Current month	Kumulatif Cum. Jan. to date	Bulan ini Current month	Kumulatif Cum. Jan. to date
(1)	(2)	(3)	(4)	(5)	(6)
5402599000	Oth yarn, single, with a twist or not>50 turn/m; other; other	19 464	19 464	33 881	33 881
5402610000	Oth yarn, multiple or cable of nylon or polyamides	201 893	835 301	1 624 280	6 635 568
5402620000	Oth yarn, multiple or cable of polyesters	131 941	404 679	323 865	1 244 131
5402691000	Oth yarn, multiple or cable of other : polypropylena	210	13 436	865	16 062
5402699000	Oth yarn, multiple or cable of other : oth than polypropylena	3 024	3 034	13 638	13 640
5403100000	Artificial filament yarn (not sewing) hight tenacity yarn of viscose rayon	40 382	59 890	89 040	142 417
5403329000	Artificial filament yarn,oth yarn,single of viskosa twist/not >120 turn/m; other	3 414	6 828	37 733	66 081
5403399000	Artificial filament yarn,oth yarn,single of other : oth textured yarn	405	2 047	4 980	35 838
5403419000	Artificialfilament yarn,oth yarn,multiple or cable: of viscose rayon; oth texture	582	15 148	17 852	97 426
5403429000	Artificialfilament yarn,oth yarn,multiple orcable: ofcelluloseacetat; oth	-	79	-	4 635
5403499000	Artificialfilament yarn,oth yarn,multiple orcable: of other ; oth textured yarn	450	2 640	1 821	4 082
5404190000	Synth monfilament other >=67decitex dimension<=1mm, width<=5mm	-	5 032	-	26 506
5404900000	Synthetics other than filaments exceeds <1 mm, width <= 5 mm	216 550	932 894	523 975	2 180 030
5406000000	Man-made filament yarn(oth than sewing thread) put up for retail sale	-	50	-	300
5407102010	Woven fabrics of synt filament yarn from high of nylon/oth :tyre fabric;unbleache	1	24 001	1	9 601
5407102090	Woven fabrics of synt filament yarn from high of nylon/oth :tyre fabric; oth	4 271	38 456	317 446	1 608 801
5407109010	Woven fabrics of synt filament yarn from high of nylon/oth : other ; unbleache	2 361	73 461	26 971	671 997
5407109090	Woven fabrics of synt filament yarn from high of nylon/oth : other ; other	1 583 560	7 934 158	12 482 718	64 598 859
5407200000	Woven fabrics of synt filament yarn woven fabricsobtained from strip/thelike	695 347	3 382 375	992 053	4 933 623
5407300000	Woven fabrics of synt filament yarn fabrics specified in nota 9to section XI	-	984	-	8 006
5407411000	Woven nylon mesh fabric of untwisted weight >=85% of flmnt of nyln/polyamides	2 717	3 719	22 891	27 400
5407419000	Oth woven nylon mesh fabric of untwisted weight >=85% of flmnt of nyln/polyamides	1	1 065	5	7 324
5407420000	Woven fabrics of synt filament yarn from nylon cont >85% ; dyed	13 740	69 770	174 847	990 354
5407440000	Woven fabrics of synt filament yarn from nylon cont >85% ; printed	-	4 258	-	25 640
5407510000	Woven fabrics of synt filament yarn from polyester cont >85% ; unbleached or not	426 360	2 124 231	2 186 188	10 474 674
5407520000	Woven fabrics of synt filament yarn from polyester cont >85% ; dyed	2 083 341	10 011 613	14 086 432	67 505 993
5407530000	Woven fabrics of synt filament yarn from polyester cont >85% ;ofyarn of different	35 152	147 318	257 921	1 034 312
5407540000	Woven fabrics of synt filament yarn from polyester cont >85% ; printed	1 032 864	4 449 653	8 148 840	35 391 798
5407610010	Oth woven fabrics,cont>=85% of by weight ofnontextured polyst filamnt:bleached&no	270 560	1 418 108	2 487 190	12 832 556
5407610090	Oth woven fabrics,cont>=85% of by weight ofnontextured polyst filamnt: other	717 008	3 308 618	4 929 773	23 370 841
5407690010	Oth woven fabrics,cont>=85% of by weight of polyst filamnt: unbleached orbleached	33 428	145 640	150 105	588 163
5407690090	Oth woven fabrics,cont>=85% of by weight of polyst filamnt: other	3 194	21 274	33 254	252 331
5407710000	Oth woven fabrics,cont>=85% of by weight of synthet filamnt:unbleached orbleached	532 466	2 623 991	1 834 256	6 075 268

Tabel 3 : Ekspor Indonesia menurut Komoditi ( Kode HS 10 digit )  
**Export of Indonesia by Commodity ( 10 digit of HS Code )**

Mei 2016

**May**

Kode H S H S Code	Uraian golongan barang Group description	Berat bersih / Net weight (Kg)		Nilai / Value F.O.B. ( U S \$ )	
		Bulan ini Current month	Kumulatif Cum. Jan. to date	Bulan ini Current month	Kumulatif Cum. Jan. to date
(1)	(2)	(3)	(4)	(5)	(6)
5407720000	Oth woven fabrics,cont>=85% of by weight of synthet filamnt: dyed	697 564	3 179 033	4 436 092	21 626 725
5407730000	Oth woven fabrics,cont>=85% of by weight of synthet filamnt: of yarn of different	617 862	2 817 502	4 351 094	20 633 377
5407740000	Oth woven fabrics,cont>=85% of by weight of synthet filamnt: printed	163 597	1 097 950	1 831 358	9 791 538
5407810000	Oth woven fabrics,cont<85% of by weight of synthet filamnt-mixed; bleached or no	6 784	34 033	47 564	222 079
5407820000	Oth woven fabrics,cont<85% of by weight of synthet filamnt-mixed; dyed	3 494	3 504	17 971	18 082
5407830000	Oth woven fabrics,cont<85% of by weight of synthet filamnt-mixed;ofyarn diferent	2 782	34 544	15 438	235 967
5407840000	Oth woven fabrics,cont<85% of by weight of synthet filamnt-mixed; printed	-	2 191	-	45 360
5407910000	Woven fabrics of synt filament yarn of other woven fabric; unbleached or not	183 653	945 926	985 392	4 328 293
5407920000	Woven fabrics of synt filament yarn of other woven fabric; dyed	-	9 956	-	80 805
5407930000	Woven fabrics of synt filament yarn of other woven fabric;of yarn different clr	6 963	40 507	42 022	226 689
5407940000	Woven fabrics of synt filament yarn of other woven fabric; printed	7 797	31 306	80 525	315 285
5408100010	Woven fabrics ofartificial filament yarn fromhigh tenacty yarnof viscose:unbleach	12 387	24 862	87 026	185 009
5408100090	Woven fabrics ofartificial filament yarn from high tenacity yarn of viscose: oth	91 290	307 230	743 772	2 377 720
5408210000	Woven fabrics ofartificial filament yarn cont >85% weight : unbleached or no	17	3 317	158	8 682
5408220000	Woven fabrics ofartificial filament yarn cont >85% weight or strip/the like: dyed	6 144	59 131	51 254	497 154
5408230000	Woven fabrics ofartificial filament yarn cont >85% weight:of yarn ofdifferent clr	-	54 800	-	151 759
5408240000	Woven fabrics ofartificial filament yarn cont >85% weight or strip/the like:print	10 680	81 737	62 733	395 128
5408310000	Woven fabrics ofartificial filament yarn oth woven fabric: unbleached or bleached	195	2 269	460	4 910
5408320000	Woven fabrics ofartificial filament yarn oth woven fabric: dyed	-	1 996	-	23 462
5408330000	Woven fabrics ofartificial filament yarn oth woven fabric:of yarn ofdifferent clr	612	612	711	711
5408340000	Woven fabrics ofartificial filament yarn oth woven fabric: printed	125	128	281	314
5501100000	Synthetic filament tow of nylon or other polyamides	1 015 775	3 800 512	2 126 786	8 841 452
5501200000	Synthetic filament tow of polysters	1 211	10 963	5 920	139 098
5501300000	Synthetic filament tow of acrylic or modacrylic	-	60 299	-	103 710
5501400000	Synthetic filament tow of polypropylene	-	40	-	96
5501900000	Synthetic filament tow Other	200	1 067	812	16 859
5502000000	Artificial filament tow	8 636	67 235	32 725	173 847
5503190000	Synthetic staple fibres of nylon or othr polyamides of oth than aramids	-	333	-	640
5503200000	Synthetic staple fibres of polyesters	10 741 432	58 262 801	11 253 978	58 934 059
5503300000	Synthetic staple fibres of acrylic or modacrylic	660	8 640	4 725	39 115
5503900010	Synthetic staple fibres of other : of viscose rayon	-	40	-	658
5503900090	Synthetic staple fibres of other : other than viscose rayon	74 448	484 294	158 631	1 006 341
5504100000	Artificial staplefibres notcarded,combed othwise procss for spin:of rayon viskosa	12 499 529	66 070 199	19 437 669	99 902 271
5504900000	Artificial staplefibres notcarded,combed othwise procsfor spin: other rayon visks	-	3	-	16
5505100000	Waste of man-made fibres of synthetic fibres	747 526	2 840 521	535 930	1 836 552
5506100000	Synth staple fibres carded,combad or othwise prcs forspin:of nylon/othpolymid	179	993	3 386	9 995
5506200000	Synth staple fibres carded,combad or othwise procesfor spin:of polysters	2 624	3 865	16 167	70 292

Tabel 3 : Ekspor Indonesia menurut Komoditi ( Kode HS 10 digit )  
**Export of Indonesia by Commodity ( 10 digit of HS Code )**

Mei 2016

**May**

Kode H S H S Code	Uraian golongan barang Group description	Berat bersih / Net weight (Kg)		Nilai / Value F.O.B. ( U S \$ )	
		Bulan ini Current month	Kumulatif Cum. Jan. to date	Bulan ini Current month	Kumulatif Cum. Jan. to date
(1)	(2)	(3)	(4)	(5)	(6)
5506300000	Synth staple fibres carded,combad or otherwise procesforspin:acrylic/modacrylic	-	105	-	387
5506900000	Synth staple fibres carded,combad or otherwise process for spinn : other	-	4 682	-	15 451
5508109000	Sewing thread of man-made staple fibres wether for sale or no: other	130 609	837 980	671 661	4 367 311
5508209000	Sewing thread of man-made staple fibres wether forsale or no: other	510	2 823	670	4 430
5509110000	Single yarn cont >=85% by weight of staple fibres of nylon/oth polyamides	-	4 192	-	15 445
5509120000	Multiple/cabled yarn cont>=85% by by weight ofstaple fbre ofnylon/oth poly	13 924	64 807	29 870	189 272
5509210000	Single yarn cont >=85% by weight of polyester staple fibres	13 492 453	66 286 751	23 397 072	113 190 890
5509220000	Multiple (folded)/cabled yarn cont.>=85% of polyester staple fibres	1 801 010	9 809 368	4 433 868	25 581 624
5509310000	Single yarn cont >=85% by weight of acrylic/modacrylic staple fibres	450 918	3 208 811	1 501 285	10 063 902
5509320000	Multiple/cabled yarn cont>=85% by weight of acrylic/modacrylic staple fbns	3 053 685	15 705 516	8 884 231	45 942 818
5509410000	Single yarn cont >=85% by weight of synthetic staple fibres	10 369	34 092	84 284	254 953
5509420000	Multiple (folded)/cabled yarn cont.>=85% of synthetic staple fibres	34 902	220 158	152 705	909 921
5509510000	Oth yarn of polyester staple fibres mixed mainly with artificial staple fbns	9 351 393	45 155 573	19 934 625	94 694 592
5509529000	Oth yarn of polyster staple fbres,other mixed mainly/solely wth wool/animal hair	100	100	450	450
5509530000	Oth yarn of polyester staple fibres mixed mainly/solely with cotton	4 636 292	22 359 568	10 224 481	49 272 490
5509590000	Oth yarn of polyester staple fibres other	26 373	144 711	53 198	177 915
5509610000	Oth yarn ofacrylic/modacrylic staple fbr mixed mainly/solely wth wool/animal hair	62 824	401 289	545 323	2 912 862
5509620000	Oth yarn ofacrylic/modacrylic staple fbr mixed mainly/solely with cotton	2 015	100 786	12 263	523 591
5509690000	Oth yarn ofacrylic/modacrylic staple fbr other	444 592	1 851 022	2 969 412	11 736 130
5509920000	Other yarn mixed mainly/solely with cotton	-	7 992	-	32 824
5509990000	Other yarn mixed other than wool/ fine animal hair & cotton	-	49 935	-	43 789
5510110000	Single yarn cont >=85% by weight of artificial staple fibres	15 520 215	83 729 471	40 478 917	208 982 315
5510120000	Multiple/cabled yarn cont.>=85% by weight/artificial staple fibres	733 398	3 711 331	2 117 194	10 554 508
5510200000	Oth yarn, mixed mainly/solely with cont>=85% of weight of artifical stpl fbr	-	16	-	146
5510300000	Other yarn, mixed mainly/solely cont >=85% of weight with cotton	108 157	570 031	352 896	1 830 586
5510900000	Other yarn of artificial staple fibres cont>=85% of weight	261 588	2 664 161	651 413	6 423 005
5511101000	Yarn of synthtic staple fibres,cont>=85% weight of such fbns knitting yarn,crochet	-	2 422	-	11 492
5511109000	Yarn of synthtic staple fibres,cont>=85% weight of such fibres : other	-	567	-	2 682
5511209000	Yarn of synthtic staple fibres,cont <85% weight of such fibres : other	-	4 810	-	24 975
5511300000	Yarn of artificial staple fibres put up for retail sale	1 992	4 540	4 548	11 405
5512110000	Woven fabrics of synthetic staple fibre cont>85% wight of polyester:unbleach/not	358 093	1 888 844	1 668 202	7 711 415
5512190000	Woven fabrics of synthetic staple fibre cont>85% wight of polyester staple : oth	40 737	146 466	297 592	1 092 395
5512210000	Woven fabrics of synthetic staple fibre cont>85%wightof acrylic/mdcrylic:bleach/	566	16 792	9 593	127 220
5512290000	Woven fabrics of synthetic staple fibre cont>85%wightof acrylic/mdcrylic: oth	812	2 367	8 683	24 376

Tabel 3 : Ekspor Indonesia menurut Komoditi ( Kode HS 10 digit )  
**Export of Indonesia by Commodity ( 10 digit of HS Code )**

Mei 2016

**May**

Kode H S H S Code	Uraian golongan barang Group description	Berat bersih / Net weight (Kg)		Nilai / Value F.O.B. ( U S \$ )	
		Bulan ini Current month	Kumulatif Cum. Jan. to date	Bulan ini Current month	Kumulatif Cum. Jan. to date
(1)	(2)	(3)	(4)	(5)	(6)
5512990000	Woven fabrics of synthetic staple fibre cont>85%weight of oth th poly&acry: oth	205	7 242	14 441	21 691
5513110000	Wovn fbrcs of plyster stple fbre bleache plain weave <=85% mix w/cotton <170g/m	1 195 239	7 283 554	5 245 566	31 015 941
5513120000	3-thread /4-thread twill, incl twill pol staple fibres <=85% w/cotton;unbleached/	159 071	930 826	680 428	4 213 202
5513130000	Oth woven fbrcs of polyester stple fbr <=85% mixed wght <170 g/m of cotton fbr	21 592	86 992	174 455	662 868
5513190000	Oth woven fabrics <85% mixed cotton weight <170 g/m of cotton	663	12 634	2 983	60 318
5513210000	Dyed woven fabrics of polyester staple fibres, plain weave<85% of such;bleached	258 772	1 233 136	2 087 007	10 252 567
5513230000	Oth dyed woven fabric ofpolyester staple fibres <85%, cotton<170 g/m;bleache/not	33	17 230	649	134 246
5513290000	Oth woven fabrics <85% such fibres, mixed cotton <170 g/m dyed	18 944	79 015	132 400	445 432
5513310000	Woven fabrics of yarn of diff color of polyester stpe fbrs,plain weave<85% fbr	1 001	6 178	13 524	81 430
5513390000	Oth woven fabrics<85% of such fibres weight <170 g/m of cotton: dyed	925	6 084	8 996	43 017
5513410000	Printed polyester staple fibres, plain weave <85% of fbr, cotton<170 g/m	-	1 376	-	34 017
5513490000	Other woven fabrics<85% of fibres weight <170 g/m of cotton	835	4 048	9 870	48 045
5514110000	Woven fbrcs of polyester staple fibres plain weave <=85%,cotton >170g/m	401 608	2 059 189	1 085 154	6 472 815
5514120000	3-thread/4-thread twill, incl twill of polyester stpl fbrs<85%, cotton>170	484 483	2 066 837	1 768 006	8 008 234
5514190000	Other woven fabrics<85% of fibres mixed weight >170g/m of cotton	45	45	750	750
5514210000	Dyed polyester staple fbrs, plain weave staple fbrs<85%, cotton >170 g/m	1 707	9 045	17 422	88 037
5514220000	Woven fabric of synt; dyed<85% with ctto 3-thread/4-thread twill,includ grosstwil	7 559	15 615	63 175	128 553
5514290000	Other woven fabrics<85% of fibres mixed weight >170g/m of cotton , dyed	8 455	29 462	33 022	134 666
5514430000	Oth printd woven fabrics of polyester stpl fbr <85%, cotton >170 g/m	1 805	1 805	6 698	6 698
5514490000	Oth printed woven fabrics<85% such fibres, weight >170 g/m of cotton	1 487	117 759	3 750	1 370 426
5515110000	Oth wvn fbrcs of synth stple fbrs of polyester stpl fbr mixed viscose rayon	426 482	2 244 386	2 471 989	13 258 111
5515120000	Oth wvn fbrcs of synth stple fbrs of polyester stpl fbr mixed w/m-made flmnt	512 209	2 850 667	2 198 077	11 268 384
5515130000	Oth wvn fbrcs of synth stple fbrs of polyster stpl fbr mix w/wool/anml hair	6	535	187	13 878
5515190000	Other woven fabrics of synth stple fbr of other polyester staple fibres	55 829	120 924	406 818	876 777
5515210000	Oth wvn fbrcs of acrylic/modacrylic mixed/solely with man-made filament	96 251	469 135	604 720	2 926 612
5515290000	Oth wvn fbrcs of acrylic/modacrylic mix w/other than man-made flmnt/wool	396	3 193	3 724	37 524
5515999000	Oth woven fabrics mixed mainly/solely with other than man-made flmnt/wool	825	6 727	12 575	66 827
5516110000	Unbleached/bleached woven fabrics of artificial staple fibre;weight>=85%	1 560 515	7 506 567	5 791 459	28 558 707
5516120000	Dyed woven fbrcs of artificial staple fibre; weight>=85%	63 657	665 907	402 798	4 343 334
5516130000	Woven fabrics of yarns of diff color weight>=85% of artficial staple fibres	-	1 237	-	13 472
5516140000	Printed woven fabrics; wght>=85% of artficial staple fibres	12 857	59 916	83 159	466 053
5516210000	Un/bleached woven fabrics of artificial staple fibre mix m-m-f;weight<85%	20 593	136 431	105 988	691 065

Tabel 3 : Ekspor Indonesia menurut Komoditi ( Kode HS 10 digit )  
**Export of Indonesia by Commodity ( 10 digit of HS Code )**

Mei 2016

**May**

Kode H S H S Code	Uraian golongan barang Group description	Berat bersih / Net weight (Kg)		Nilai / Value F.O.B. ( U S \$ )	
		Bulan ini Current month	Kumulatif Cum. Jan. to date	Bulan ini Current month	Kumulatif Cum. Jan. to date
(1)	(2)	(3)	(4)	(5)	(6)
5516220000	Dyed woven fabrics of artificial staple fibre mix m-m-f;weight<85%	2	14 579	68	170 118
5516230000	Woven fabrics of yarn of diff color artfical stple fbr mix m-m-f;weight<85%	15 855	48 175	106 320	307 787
5516410000	Un/bleached woven fabrics of artificial staple fibre mixed cotton;weight<85%	2 668	9 465	41 964	146 801
5516420000	Dyed woven fabrics of artificial staple fibre mixed with cotton;weight<85%	-	20 300	-	232 243
5516430000	Woven fabrics of yarn of diff colors mixed with cotton;weight<85%	1 294	6 990	3 712	51 072
5516910000	Other un/bleached woven fabrics of staple fbr	16 438	46 395	82 090	226 435
5516920000	Other woven fabrics of artificial staple fibre,un/bleached	180	180	2 413	2 413
5516930000	Other woven fabrics of artificial staple fibre,dyed	-	194	-	3 024
5516940000	Other woven fabrics of artificial staple fibre,of yarn diff colours	7 980	52 634	45 657	241 798
5601210000	Wadding of cotton,length<=5mm	91 919	487 002	244 542	1 627 705
5601220010	Wadding of cotton m-m-f of wrapped cigarette tow,length<=5mm	-	38 436	-	498 042
5601220090	Wadding of cotton m-m-f of oth wrapped cigarette tow,length<=5mm	428 424	2 116 163	4 550 700	22 754 039
5601290000	Wrapped of other than cotton man-made fibres	11	180	431	1 045
5601309000	Textile flock & dust mill neps oth than polyamide fibre flock;length<=5	1 548	2 120	9 597	22 884
5602100000	Needleloom felt & stitch-bonded fibre covered/laminated.	57 012	281 434	247 781	1 130 964
5602210000	Oth felt of wool/fine animal hair,not impregnated,coated,covered	299	1 766	548	2 598
5602290000	Oth felt of oth textile materials,not impregnated,coated,covered	40	40	49	49
5602900000	Felt, oth thn needleloom&oth felt not impregnated, coated, covered	41 141	178 401	52 559	241 206
5603110000	Non woven of man-made filament, not imprgnatd,cvred/lminated;wght<=25g/m	439 907	1 664 589	1 054 059	4 350 247
5603120000	Non woven of m-m-f, not imprgnated, covred/lminated; 25g/m<weight<70g/m	591 519	2 333 758	1 833 961	7 542 414
5603130000	Non woven of m-m-f, not imprgnated, covred/lminated; 70g/m<weight<150g/m	94 616	437 513	261 447	1 241 666
5603140000	Non woven of m-m-f, not imprgnated, covered/laminated; weight>150g/m	9 094	108 386	40 317	661 427
5603910000	Non woven of oth m-m-f, weight<=25g/m2	16 440	449 705	72 323	2 058 763
5603920000	Non woven of oth m-m-f, 25g/m2<weighing=<70g/m2	391 202	1 271 641	1 135 220	3 967 489
5603930000	Non woven of oth m-m-f, 70g/m2< weighing=<150g/m2	66	44 665	2 871	197 209
5603940000	Non woven of oth m-m-f,weight=<150g/m2	193 021	1 221 059	1 021 003	6 303 922
5604100000	Rubber thread & cord, textile covered & the like head 5404/5405	780	30 866	2 823	129 433
5604903000	High tenacity yarn of polyester,of nylon /oth polyamides/of viscose rayon	4 900	9 848	67 432	105 179
5604909000	Oth thn rubber thread&cord, textile coverd&the like head 5404/5405	671	8 768	10 364	73 114
5605000000	Metallised yarn,whether/not gimped,being textl yarn/strip like head 5404/5405	361	21 593	5 742	162 564
5606000000	Gimped yarn,&strip&like of head 5404/ 5405,gimped,chenille yarn,loop wale-yarn	4 270	38 731	16 277	160 064
5607290000	Oth binder/baler twine of sisal/oth textile fbrs of genus agave	16 318	191 175	47 319	560 359
5607410000	Binder/baler twine of polyethylene/polyp ropylene	9 829	14 304	2 165	13 153
5607490000	Oth binder/baler twine of polyethylene/ polypropylene	10 578	48 086	44 317	157 101
5607501000	V-belt cord of man-made fibres treated resorcinol formaldehyde>=10000 decitex	33 699	108 751	447 012	1 386 542
5607509000	Oth v-belt cord of m-m-fibrs treated resorcinol formaldehyde>=10000 dcitx	7 206	15 339	19 645	79 923
5607902000	Twine, cordage, ropes & cables of abaca/oth hard fibres	112	8 689	160	7 718
5607909000	Oth twine, cordage, ropes & cables	145 447	832 542	156 680	946 275



Tabel 3 : Ekspor Indonesia menurut Komoditi ( Kode HS 10 digit )  
**Export of Indonesia by Commodity ( 10 digit of HS Code )**

Mei 2016

**May**

Kode H S H S Code	Uraian golongan barang Group description	Berat bersih / Net weight (Kg)		Nilai / Value F.O.B. ( U S \$ )	
		Bulan ini Current month	Kumulatif Cum. Jan. to date	Bulan ini Current month	Kumulatif Cum. Jan. to date
(1)	(2)	(3)	(4)	(5)	(6)
5608110000	Made up fishing net of man-made textile materials	198 621	1 006 531	1 308 720	6 875 736
5608192000	Net bags of man-made textile material	18	22 158	88	68 608
5608199000	Oth net bags of man-made textile materials	90 353	356 752	257 612	1 009 305
5608901000	Net bags of oth man-made textile materials	-	131	-	3 155
5608909000	Oth net bags of oth man-made textile materials	576	3 573	5 422	45 095
5609000000	Articles of yarn,strip/the like of head 5404/5405,twine, cordage,rope/cable	148 126	737 765	341 883	1 841 239
5701101000	Prayer rugs of carpet of wool/fine animal hair	-	542	-	4 140
5701109000	Oth prayer rugs of carpet of wool/fine animal hair	5 257	66 529	25 684	237 179
5701901100	Prayer rugs of carpet of cotton	-	21 820	-	17 239
5701901900	Oth prayer rugs of carpet of cotton	1 381	2 801	773	4 260
5701909100	Prayer rugs of carpet oth than wool/ cotton	1	4 887	13	3 060
5701909900	Oth prayer rugs of carpet oth than wool/ cotton	1 330	11 613	10 378	50 322
5702100000	Kelem,schumacks,karamanie&smlar hand- woven rugs, not tufted/flocked	-	28 160	-	41 600
5702200000	Floor covering of coconut fibres (coir) not tufted/flocked	57 582	276 593	64 892	337 821
5702310000	Floor cov of pile construct of wool/fine animal hair,not made up, not tufted/floc	45	657	3 854	13 787
5702320000	Floor cov of pile construct of man-made text mat, not made up,not tufted/flocked	80	6 634	55	3 554
5702391000	Floor cov of pile construct of cotton not made up, not tufted/flocked	80	80	205	205
5702392000	Floor cov of pile construct of jute fibres, not made up,not tufted	-	58	-	33
5702399000	Floor cov of pile construct of oth textile materials, not made up,not tufte	3 780	24 837	11 979	53 998
5702411000	Prayer rugs of floor cov of pile construct,made up of wool/fine anml hair	92	4 302	135	3 858
5702421000	Prayer rugs of floor cov of pile construct,made up of man-made textile	23 735	133 220	31 019	166 954
5702429000	Oth prayer rugs of floor cov of pile construct,made up of man-made textile	939 293	4 495 159	1 994 601	9 308 795
5702499000	Oth floor cov of pile construct,made up, of oth textile material	230	950	105	3 373
5702501000	Oth floor cov of cotton not of pile construct,not made up	-	1 130	-	2 877
5702992000	Oth flr cov.not of pile cnstrct,made up of jute fibres,oth textile matrls	-	1 062	-	6 903
5702999000	Oth flr cov.not of pile cnstrct,made up oth thn cttn&jute fibres,oth txtl mtrls	691	1 148	1 809	2 112
5703101000	Floor mats of wool/fine anml hair whthr/not made up	71	111	465	495
5703109000	Carpet&oth txtl flr cov.,tufted, whthr/ not made up,of wool/fine anim hair	10	10	3	3
5703201000	Prayer rugs of oth man-made txtl mtrl whthr/not made up,of nyln/oth plyamid	50	56 210	248	112 705
5703209000	Carpet&oth txtl flr cov,tufted,not pray rug,not made up,of nyln/oth plyamid	71 250	437 419	308 414	1 476 592
5703301000	Prayer rugs of cotton, whthr/not made up,of oth man-md-txtil mtrls	14 118	86 582	63 963	381 890
5703309000	Carpet&oth txtl flr cov,tufted,not pray rug,of cttn not made up,of oth txtil mtrl	754 673	3 497 764	1 828 211	9 756 981
5703901900	Carpet&oth txtil flr cov.,tufted, whthr/ not made up,of cotton,oth textile matrls	4 497	9 564	34 392	72 011
5703902900	Carpet&oth txtil flr cov.,tufted, whthr/ not made up,of jute fbrs,oth txtil mtrls	2 877	2 877	13 045	13 045
5703909100	Floor mats, whthr/not made up, not cttn&jute fbr,oth txtil mtrl	-	703	-	5 684
5703909900	Carpet&oth txtil flr cov.,tufted, whthr/ nt md up,not cttn&jute fbr,oth txtil mtrl	10	476	61	838
5704900000	Oth textile tiles, having a surface <= 0,3m,felt,no tufled/flocked,made up/not	51 533	236 488	104 057	501 411
5705001100	Prayer rugs of cotton, whthr/not made up	77 758	392 355	643 884	3 610 338
5705001900	Oth carpet&oth txtil flr cov,oth pray rug of cotton,whthr/not made	2 206	8 740	2 901	14 215

Tabel 3 : Ekspor Indonesia menurut Komoditi ( Kode HS 10 digit )  
**Export of Indonesia by Commodity ( 10 digit of HS Code )**

Mei 2016

**May**

Kode H S H S Code	Uraian golongan barang Group description	Berat bersih / Net weight (Kg)		Nilai / Value F.O.B. ( U S \$ )	
		Bulan ini Current month	Kumulatif Cum. Jan. to date	Bulan ini Current month	Kumulatif Cum. Jan. to date
(1)	(2)	(3)	(4)	(5)	(6)
5705002900	Oth carpet&oth txtl flr cov,oth Non wovn floor covrng of jute fbrs,whthr/not made	1 540	37 481	3 195	52 645
5705009100	Prayer rugs of oth thn cotton&jute fibres,whthr/not made up	5 000	16 533	7 520	19 078
5705009200	Non woven floor covering of oth cotton &jute fibres,whthr/not made	101 776	451 235	617 611	3 315 813
5705009900	Oth carpet&oth txtl flr cov,oth pray rug of oth cotton&jute fibres,whthr/not made	27 080	135 576	207 415	838 631
5801221000	Cut corduroy of cotton,imprgntd,coatd ,coverd oth than of head 5802/5806	-	10	-	56
5801229000	Cut corduroy of cotton,not imprgntd, coatd,coverd oth than of head 5802/5806	-	420	-	7 353
5801279000	Warp pile fbrcs of cotton,not imprgntd, coatd,coverd oth than of head 5802/5806	-	38	-	1 040
5801371000	Warp pile fbrcs of man-made fribres, imprgntd,oth thn of head 5802/5806	7 354	28 379	108 115	427 186
5801909100	Othr carpet & text floor covrng of oth txtl mtrl, imprgntd,oth of 5802/5806	-	1 422	-	929
5801909900	Othr carpet & text floor covrng of oth txtl mtrl, not imprgntd,oth of 5802/580	765	5 458	11 469	31 178
5802190000	Bleached terry towelling&woven fbrcs of cotton oth thn head of 5703	1 584	20 142	23 372	80 012
5802200000	Terry towelling&woven fbrcs of oth textile material othr than head 5703	245	2 311	5 020	16 292
5802302000	Tufted textile fabrics,woven of cotton/ of man made fbrs oth thn head of 5703	-	57	-	215
5802303000	Tufted textile fabrics,woven of other of materials oth thn head of 5703	59	146	674	1 304
5802309000	Other tufted textile fabrics of other than fabrics of head 5806	1 383	2 297	8 659	14 660
5803001000	Gauze of cotton, oth than narrow fbrcs of heading 5806	-	34	-	1 017
5803009100	Gauze of a kind used to cover crops oth thn narrow fbrcs of heading 5806	12 254	39 506	33 001	105 642
5803009900	Gauze of other, oth than narrow fbrcs of heading 5806	8 936	42 343	26 324	128 926
5804101900	Tulles&oth net fbrcs of silk,not impregntd,oth thn of head 6002-6006	-	62	-	1 489
5804102900	Tulles&oth net fbrcs of cotton,not impregntd,oth thn of head 6002-6006	210	1 618	3 400	19 799
5804109900	Tulles&oth net fbrc oth thn silk/cotton, not imprgntd,oth of head 6002-6006	25 110	110 215	231 835	1 021 569
5804219000	Mechanically made lace of man-made fbrs not imprgntd,oth of head 6002-6006	102 532	394 097	1 139 473	4 565 634
5804291000	Mechanically made lace of oth txtl mtrl impregntd,oth thn of head 6002-6006	-	72	-	56
5804299000	Mechanically made lace of oth txtl mtrl not imprgntd,oth of head 6002-6006	616	1 112	4 125	13 905
5804300000	Hand-made lace oth than fabric of head 6002 to 6004	2 722	16 456	28 460	229 326
5806102000	Woven pile fabrics of cotton other than goods of head 5807	-	1	-	4
5806109000	Woven pile fabrics of other than silk/ cotton other than goods of head 5807	57 362	383 717	204 325	1 411 555
5806209000	Other woven fabrics;weight>=5% of elastmeric yarn/thread oth thn sport tape	56 158	305 797	1 467 741	6 701 606
5806311000	Narrow woven fabrics of cotton for type writer inked ribbon	-	4	-	18
5806312000	Backing of cotton for electrical insulating paper	-	15	-	3
5806319090	Other woven fabrics of cotton other than goods of head 5807	84	1 104	1 352	4 989
5806321000	Narrow woven fabrics of man-made fibres for typewriter inked ribbon	148	455	9 961	37 064
5806329010	Slide fastener ribbons of man-made fibres; width <=12 mm	-	42	-	398
5806329020	Webbings of man-made fibres used in covering pipes, poles and the like	-	830	-	291

Tabel 3 : Ekspor Indonesia menurut Komoditi ( Kode HS 10 digit )  
**Export of Indonesia by Commodity ( 10 digit of HS Code )**

Mei 2016

**May**

Kode H S H S Code	Uraian golongan barang Group description	Berat bersih / Net weight (Kg)		Nilai / Value F.O.B. ( U S \$ )	
		Bulan ini Current month	Kumulatif Cum. Jan. to date	Bulan ini Current month	Kumulatif Cum. Jan. to date
(1)	(2)	(3)	(4)	(5)	(6)
5806329090	Other woven fabrics of man-made fibres oth than goods of head 5807	43 707	244 729	273 184	1 588 586
5806399910	Woven fabrics of other textile material used in covering piping, poles	-	5	-	1
5806399990	Other woven fabrics of other textile material	190	906	3 948	20 080
5807100000	Woven Labels, badges, and similar articles, not embroidered	1 231	6 392	84 289	334 046
5807900010	Non woven Labels, badges, and similar articles, not embroidered	9 111	53 123	158 088	1 138 139
5807900090	Labels, badges, and similar articles of oth textile materials, not embroidered	863	4 309	24 678	98 245
5808101000	Braid combined with rubber threads, not embroidery, not knitted/crocheted	5	28	38	258
5808109000	Braid not combined with rubber threads, not embroidery, not knitted/crocheted	30	1 210	299	24 093
5808901000	Ornamental trimmings combined with rubber threads,not embroidery,not knit	928	928	9 929	9 929
5808909000	Ornamental trimmings not comb. with rubber threads,not embroidery,not knit	1 614	1 985	22 855	26 401
5810100000	Embroidery without visible ground,in piece, in strip, in motifs	1 615	29 737	82 928	520 858
5810910000	Embroidery of cotton with visible ground ,in piece, in strip, in motifs	7 706	35 000	123 908	460 895
5810920000	Embroidery of man-made fibres with visible ground,in piece,in strip,in moti	48 468	229 466	3 632 931	19 414 593
5810990000	Embroidery of other textile materials with visible ground,in piece, in strip	20 500	140 516	396 815	2 462 976
5811001000	Quilted textile products in the piece,of wool/fine/coarse anml hair	1 269	5 414	6 001	29 641
5811009000	Quilted textile products in the piece, oth thn of wool/fine/coarse anml hair	1 150	10 709	9 302	76 319
5901100000	Textile fabrics coated w gum/amylaceous used for covers books and the like	21 277	55 639	89 627	229 589
5901902000	Prepared painting canvas	1 654	9 354	7 150	54 135
5901909000	Buckram and similar stiffened textile fabrics for hat foundations	2 327	16 126	93 109	224 904
5902101900	Chafer fabrics,rubberised of nylon not nylon-6 yarn	-	990	-	1 000
5902109100	Tyre cord fabrics of nylon or other polyamides of nylon-6 yarn	1 143 838	4 459 351	4 677 820	18 016 877
5902209900	Tyre cord fbrics of polyester, not containing cotton	1 060 453	4 577 646	2 981 931	12 392 347
5902909000	Other cord fabrics of high tenacity yarn of viscose rayon	1	89	6	3 241
5903100000	Textile fbrcs impregnated,coated,covered with polyvinyl chloride, not 5902	340 825	1 246 071	1 131 275	4 259 287
5903200000	Textile fbrcs impregnated,coated,covered with polyurethane, not 5902	64 609	595 385	632 952	5 185 166
5903900010	Canvas type fabrics impregnated,coated, covered with nylon,polyamides,not 5902	1	4 108	12	31 147
5903900090	Other textile fabrics impregnated,coated ,covered with plastics, not 5902	70 477	344 116	330 105	1 728 990
5904900000	Floor coverings consist of a coating or covering on a textile backing	-	1 677	-	25 436
5905001000	Textile wall coverings of wol/fine/ coarse animal hair	-	408	-	13 491
5905009000	Textile wall coverings oth thn of wol/ fine/coarseanimal hair	194	1 303	930	4 357
5906100000	Adhesive tape of a width <= 20cm, other than of heading 5902	442 692	2 202 770	1 397 279	6 947 230
5906910000	Other rubberised textile fabrics,knitted /crocheted, not heading 5902	-	88 823	-	400 336
5906999000	Other rubberised textile fabrics, not knitted/crocheted, not heading 5902	68 595	251 393	245 791	906 230
5907001000	Fabrics impregnated,coated,covered with oil of oil-based preparation	-	252	-	9 660
5907009000	Painted canvas being thetrical scenery, studio back-cloths or the like	-	342	-	4 561

Tabel 3 : Ekspor Indonesia menurut Komoditi ( Kode HS 10 digit )  
**Export of Indonesia by Commodity ( 10 digit of HS Code )**

Mei 2016

**May**

Kode H S H S Code	Uraian golongan barang Group description	Berat bersih / Net weight (Kg)		Nilai / Value F.O.B. ( U S \$ )	
		Bulan ini Current month	Kumulatif Cum. Jan. to date	Bulan ini Current month	Kumulatif Cum. Jan. to date
(1)	(2)	(3)	(4)	(5)	(6)
5908001000	Wicks; incandescent gas mantles	-	60	-	9
5908009000	Tubular knitted gas mantle fabrics therefor	400	3 567	1 112	11 967
5909001000	Fire hoses	-	390	-	1 892
5909009000	Textile hosepiping & similar textile tubing other than fire hoses	49	10 604	92	16 394
5910000000	Transmission or conveyors belts or belting, of textile material	190	1 340	1 238	25 313
5911100000	Textile fabrics, felt & felt-lined woven for card clothing or technical uses	2 190	4 657	487	3 807
5911200000	Bolting cloth	4 701	24 121	236 698	1 134 869
5911310000	Textile fabrics & felts used in paper-making machines; weighing < 650 g/m <sup>2</sup>	172	922	2 148	3 273
5911400000	Straining cloth of a kind used in oil or the like including that of human hair	10	31	447	831
5911901000	Gaskets and seals	-	1 251	-	8 700
5911909000	Other Textile products and articles for technical uses	45 034	358 953	513 794	3 295 679
6001100090	Long pile fabrics, bleached, mercerised, knitted/crocheted	81 168	479 606	670 438	4 093 777
6001210000	Looped pile fabrics of cotton, knitted/ crocheted	1 876	13 906	19 322	79 766
6001220000	Looped pile fabric of man made fibres, knitted/crocheted	73 240	285 469	460 094	1 915 461
6001290000	Looped pile fabric of oth textile materi knitted/crocheted	1 667	11 614	3 641	34 782
6001910000	Other pile fabrics, of cotton, knitted/ crocheted	2	144 539	19	951 810
6001922000	Pile fabrics of 100% polyester staple fibres, 63,5mm_width_76,2mm for paint ro	318	10 121	4 815	103 866
6001923090	Other pile fabrics, of man made fibres, cont elastomeric/rubber yarn, bleached	-	18 199	-	91 170
6001929010	Other pile fabrics, of man made fibres, not cont elstmric/rubber yarn,unbleached	-	32	-	382
6001929090	Other pile fabrics, of man made fibres, not cont elstmric/rubber yarn,bleached	10 909	66 657	52 710	329 299
6001999900	Oth pile fbrcs of oth txtl mtrial not co elstmric/rubber yarn,bleachd,mercerised	-	435	-	6 537
6002400000	Knitted/crocheted fabrics;elastomeric>5% , width<30cm, not rubber thread,not 6001	83	11 079	488	49 246
6002900000	Knitted/crocheted fabrics;elastomeric>5% , width<30cm, rubber thread,not 6001	4 685	58 572	140 603	663 980
6003200000	Knitted/crocheted fabrics of cotton, width<30cm, not 6001/6002	40 868	61 134	394 865	597 766
6003300000	Knitted/crocheted fabrics of synthetic fibres, width<30cm, not 6001/6002	-	253	-	1 098
6003900000	Knitted/crocheted fabrics of oth textile materials, width<30cm, not 6001/6002	10	311	54	15 827
6004101000	Knitted/croch. fabrics;5%<elastomeric_20 0%,width>30cm,not rubber thread,not 6001	2 566	110 769	26 742	453 927
6004109000	Knitted/croch. fabrics;elastomeric>20% , width>30cm,not rubber thread,not 6001	226 780	1 182 881	1 216 084	6 260 472
6004900000	Knitted/croch. fabrics;elastomeric>20% , width>30cm,rubber thread,not 6001	9 968	117 641	106 088	782 618
6005210000	Warp knit fabrics of cotton othe than of heading 6001-6004	-	93	-	1 361
6005220000	Dyed warp knit fabrics of cotton othe than of heading 6001-6004	379	13 315	2 250	96 274
6005230000	Warp knit fabrics of cotton yarn of diff color oth than of heading 6001-6004	-	44 163	-	315 923
6005311000	Wrp knit fbrc,of synthtc,bleach/no, swim wear,of polyester&polybutylene	506	1 044	13 527	23 364
6005319000	Wrp knit fbrc,of synthtc,bleach/no, oth thn swimwr,of polystr&polybutyln	2 862	23 905	50 851	207 908
6005321000	Warp knit fabrc,of synthtc,dyed, swimwer ,of polyester&polybutylene	361	3 921	2 656	26 676
6005329000	Warp knit fabrc,of synthtc,dyed, oth thn swimwr,of polystr&polybutyln	5 919	29 867	92 289	445 463

Tabel 3 : Ekspor Indonesia menurut Komoditi ( Kode HS 10 digit )  
**Export of Indonesia by Commodity ( 10 digit of HS Code )**

Mei 2016

**May**

Kode H S H S Code	Uraian golongan barang Group description	Berat bersih / Net weight (Kg)		Nilai / Value F.O.B. ( U S \$ )	
		Bulan ini Current month	Kumulatif Cum. Jan. to date	Bulan ini Current month	Kumulatif Cum. Jan. to date
(1)	(2)	(3)	(4)	(5)	(6)
6005331000	Wrp knit fbrc,of synthtc,yarn diff clrs, swimwr,of polyester&polybutylene	3 387	46 938	11 119	165 929
6005339000	Wrp knit fbrc,of synthtc,yarn diff clrs, oth thn swimwr,of polystr&polybutyln	-	25 237	-	70 455
6005349000	Warp knit fabrc,of synthtc,printed, oth thn swimwr,of polystr&polybutyln	348	1 181	3 921	16 633
6005420000	Dyed warp knit fabrics of artificl fibr oth than of heading 6001-6004	5 464	21 189	74 333	241 287
6005440000	Printed warp knit fabrics of artificial oth than of heading 6001-6004	-	1 535	-	5 126
6005909000	Oth warp knit fabrics oth thn of wool/ fine anml oth thn heading 6001-6004	43 207	137 198	224 093	730 806
6006210000	Other knitted/crocheted fabrics of cotton,bleached/no bleached	18 632	62 489	4 320	66 893
6006220000	Other knitted/crocheted fabrics of cotton,dyed	420 962	1 765 722	1 710 107	9 450 212
6006230000	Oth knit/crochtd fbrcs of cotton of yarn of dif color	93 123	212 897	814 934	1 695 392
6006240000	Other knitted/crocheted fabrics of cotton,printed	2 242	140 165	20 549	988 634
6006311000	Oth knit/crochtd fbrcs of nylon fibr mesh ,bleached/no bleached	1 407	6 329	12 661	52 687
6006312000	Oth knit/crochtdfbrcs of synthtc fibr, elastis, bleached/no bleached	-	254	-	2 248
6006319000	Oth knit/crochtdfbrcs of synthtc fibr, oth than nylon&elastis,bleach/no	79 010	285 945	562 910	1 337 514
6006321000	Oth knit/crochtd fbrcs of nylon fibr mesh,dyed	-	10 700	-	16 998
6006329000	Oth knit/crochtd fbrcs of synthtc fibr, than nylon&elastis,dyed	65 263	342 963	375 915	2 113 622
6006331000	Oth knit/crochtd fbrcs of synthtc fibr, of yarn of diff colors,elastis	-	1 649	-	9 861
6006339000	Oth knit/crochtd fbrcs of synthtc fibr, of yarn of diff colors,not elastis	93 948	440 325	481 814	2 525 896
6006349000	Oth knit/crochtd fbrcs of synthtc fibr, printed,not elastis	867	24 666	11 162	423 726
6006421000	Oth knit/crochtd fbrcs of artificial fibr, elastis,dyed	-	586	-	1 088
6006429000	Oth knit/crochtd fbrcs of artificial fibr, not elastis,dyed	-	1 205	-	226
6006449000	Oth knit/crochtd fbrcs of artificial fibr, printed,not elastis	-	2	-	6
6006900000	Other knitted/crocheted fabrics of other material	89 465	607 243	430 937	2 895 222
6101200000	Men's/boy's ovr coats,car coat,capes, knittd/crochtd of cotton	214 967	561 956	3 494 718	8 956 800
6101300000	Men's/boy's ovr coats,car coat,capes, knittd/crochtd of man-made fibres	305 719	549 374	6 003 239	10 641 933
6101900000	Men's/boy's ovr coats,car coat,capes, knittd/crochtd of oth textile material	179 906	716 152	2 688 114	12 234 037
6102100000	Women's/girl's ovr coats,car coat,capes, knittd/crochtd of wool/fine animal hair	34 780	405 009	148 026	4 119 423
6102200000	Women's/girl's ovr coats,car coat,capes, knittd/crochtd of cotton	19 166	452 541	540 640	7 841 416
6102300000	Women's/girl's ovr coats,car coat,capes, knittd/crochtd of man-made fibres	50 450	216 091	1 012 283	4 249 693
6102900000	Women's/girl's ovr coats,car coat,capes, knittd/crochtd of oth textile material	139 553	325 860	826 879	3 570 752
6103100000	Men's/boy's suits knitted/crocheted	92 848	254 543	537 822	1 478 544
6103220000	Men's/boy's ensembles of cotton, knitted/crocheted	1 729	8 350	15 896	109 304
6103230000	Men's/boy's ensembles of synthtc fibr, knitted/crocheted	5 417	19 581	87 552	310 690
6103290000	Men's/boy's ensembles of oth textile material, knitted/crocheted	15 274	46 719	335 945	910 180
6103310000	Men's/boy's jackets&blazers of wool/ fine animal hair, knitted/crocheted	3	1 055	51	15 818
6103320000	Men's/boy's jackets&blazers of cotton, knitted/crocheted	128 158	584 653	1 474 116	6 712 250
6103330000	Men's/boy's jackets&blazers of synthtc fibres, knitted/crocheted	40 084	251 451	803 034	5 172 756
6103390010	Men's/boy's jackets&blazers of rami, linen or silk, knitted/crocheted	6	372	114	1 802

Tabel 3 : Ekspor Indonesia menurut Komoditi ( Kode HS 10 digit )  
**Export of Indonesia by Commodity ( 10 digit of HS Code )**

Mei 2016

**May**

Kode H S H S Code	Uraian golongan barang Group description	Berat bersih / Net weight (Kg)		Nilai / Value F.O.B. ( U S \$ )	
		Bulan ini Current month	Kumulatif Cum. Jan. to date	Bulan ini Current month	Kumulatif Cum. Jan. to date
(1)	(2)	(3)	(4)	(5)	(6)
6103390090	Men's/boy's jackets&blazers of other textile materials, knitted/crocheted	57 238	258 061	1 613 898	5 310 678
6103420000	Men's/boy's trousers, breeches&shorts of cotton, knitted/crocheted	385 831	1 618 951	3 807 835	18 725 203
6103430000	Men's/boy's trousers, breeches&shorts of synthtc fibres, knitted/crocheted	304 101	1 787 079	4 991 417	25 586 902
6103490000	Men's/boy's trousers, breeches&shorts of oth textile material, knitted/crochtd	345 478	1 647 774	5 180 049	24 997 782
6104130000	Women's/girl's suits of synthtc fibr, knitted/crocheted	21 239	87 924	148 038	823 188
6104192000	Women's/girl's suits of cotton, knitted/crocheted	39 758	97 660	692 296	1 476 812
6104199000	Women's/girl's suits of oth textile material, knitted/crocheted	15 768	154 062	295 461	1 905 763
6104220000	Women's/girl's ensembles of cotton, knitted/crocheted	487	5 276	5 002	116 699
6104230000	Women's/girl's ensembles of synthtc fibres, knitted/crocheted	-	1 428	-	26 848
6104290000	Women's/girl's ensembles, of other textile materials, knitted/crocheted	-	18	-	1 154
6104310000	Women's/girl's jackets&blazers of wool/ fine animal hair, knitted/crocheted	-	52	-	1 700
6104320000	Women's/girl's jackets&blazers of cotton, knitted/crocheted	103 292	428 140	1 193 619	5 407 491
6104330000	Women's/girl's jackets&blazers of synthetic fibres, knitted/crocheted	29 010	127 821	630 526	2 922 283
6104390000	Women's/girl's jackets&blazers of oth textile materials, knitted/crocheted	23 214	264 463	519 899	5 950 744
6104410000	Women's/girl's dresses of wool/fine animal hair, knitted/crocheted	1	1	1 875	1 875
6104420000	Women's/girl's dressed of cotton, knitted/crocheted	129 868	1 116 338	1 804 801	15 498 236
6104430000	Women's/girl's dressed of synthetic fibres, knitted/crocheted	391 186	2 503 563	4 895 743	34 225 993
6104440000	Women's/girl's dressed of artificial fibres, knitted/crocheted	5 538	174 226	61 507	1 128 744
6104490000	Women's/girl's dresses of other textile materials, knitted/crocheted	334 886	2 071 723	2 909 172	24 046 722
6104510000	Women's/girl's skirts&divided skirts of wool/fine animal hair, knitted/crochtd	12	12	1 070	1 070
6104520000	Women's/girl's skirts&divided skirts of cotton, knitted/crocheted	17 585	186 371	158 494	2 264 267
6104530000	Women's/girl's skirts&divided skirts of synthetic fibres, knitted/crocheted	72 112	320 840	1 429 412	5 105 537
6104590000	Women's/girl's skirts&divided skirts of oth textile material, knitted/crochtd	151 482	689 284	1 658 486	8 615 019
6104610000	Women's/girl's trousers, breeches& shorts of fine animal hair, knitted/crochtd	1 468	14 989	16 652	112 600
6104620000	Women's/girl's trousers, breeches& shorts of cotton, knitted/crocheted	1 632 425	4 913 727	14 625 217	47 841 940
6104630000	Women's/girl's trousers, breeches& shorts of synthtc fibres, knitted/crochtd	251 465	2 176 944	5 829 878	36 039 064
6104690000	Women's/girl's trousers, breeches& shorts of oth textile material, knitted/crochtd	1 140 990	3 738 843	11 182 353	54 776 820
6105100000	Men's/boy's shirts of cotton, knitted/ crocheted	674 290	3 100 249	6 217 688	36 327 636
6105200010	Men's/boy's shirts of synthetic man- made fibres, knitted/crocheted	122 120	877 246	2 737 869	19 061 669
6105200090	Men's/boy's shirts of artificial man- made fibres, knitted/crocheted	2 390	10 197	64 055	230 571
6105900000	Men's/boy's shirts of other textile materials fibres, knitted/crocheted	201 259	1 107 764	3 055 396	15 167 773
6106100000	Women's/girl's blous, shirt& shirt blous of cotton, knitted/crocheted	406 297	2 340 200	4 254 293	29 218 407
6106200000	Women's/girl's blous, shirt& shirt blous of man-made fibres, knitted/crocheted	180 081	1 256 673	3 616 012	23 743 031
6106900000	Women's/girl's blous, shirt& shirt blous of oth textile material, knitted/crochtd	171 579	996 582	2 654 035	11 207 656

Tabel 3 : Ekspor Indonesia menurut Komoditi ( Kode HS 10 digit )  
**Export of Indonesia by Commodity ( 10 digit of HS Code )**

Mei 2016

**May**

Kode H S H S Code	Uraian golongan barang Group description	Berat bersih / Net weight (Kg)		Nilai / Value F.O.B. ( U S \$ )	
		Bulan ini Current month	Kumulatif Cum. Jan. to date	Bulan ini Current month	Kumulatif Cum. Jan. to date
(1)	(2)	(3)	(4)	(5)	(6)
6107110000	Men's/boy's underpants & briefs of cotton, knitted/crocheted	70 576	282 620	1 190 811	4 659 556
6107120000	Men's/boy's underpants & briefs of man-made fibres, knitted/crocheted	65 913	378 604	1 560 487	9 148 099
6107190000	Men's/boy's underpants & briefs of oth textile material, knitted/crocheted	20 888	167 813	415 477	2 147 252
6107210000	Men's/boy's nightshirts & pyjamas of cotton, knitted/crocheted	32 323	103 289	339 114	1 223 763
6107220000	Men's/boy's nightshirts & pyjamas of man-made fibres, knitted/crocheted	496	1 010	5 924	19 457
6107290000	Men's/boy's nightshirts & pyjamas of oth textile material, knitted/crocheted	8 633	27 564	8 402	52 199
6107910000	Men's/boy's bathrobes, dressing gowns of cotton, knitted/crocheted	57 593	341 004	297 586	1 825 260
6107990000	Men's/boy's bathrobes, dressing gowns of oth textile materials, knitted/croch	41 524	174 524	365 751	1 208 783
6108110000	Women's/girl's slips & petticoats of man-made fibres, knitted/crocheted	849	11 008	22 443	248 126
6108193000	Women's/girl's slips & petticoats of cotton, knitted/crocheted	-	571	-	39 066
6108199010	Women's/girl's slips & petticoats of of silk, knitted/croched	-	36	-	569
6108199090	Women's/girl's slips & petticoats of oth textile materials, knitted/croched	136 028	535 056	1 009 516	4 210 294
6108210000	Women's/girl's briefs & panties of cotton, knitted/crocheted	15 918	34 796	554 343	985 150
6108220000	Women's/girl's briefs & panties of man-made fibres, knitted/crocheted	90 898	380 457	3 762 704	14 894 410
6108290000	Women's/girl's briefs & panties of oth textile materials, knitted/croched	84 979	476 103	1 681 422	11 624 273
6108310000	Women's/girl's nightdresses & pyjamas of cotton, knitted/crocheted	62 577	351 100	699 933	5 446 977
6108320000	Women's/girl's nightdresses & pyjamas of man-made fibres, knitted/crocheted	40 933	353 723	785 145	4 660 681
6108390000	Women's/girl's nightdresses & pyjamas of oth textile materials, knitted/croch	5 914	72 144	85 435	1 033 551
6108910000	Women's/girl's negliges,bathrobes,dress gowns of cotton, knitted/crocheted	21 347	120 049	331 950	1 454 931
6108920000	Women's/girl's negliges,bathrobes,dress gowns of man-made fibr, knitted/croch	26 949	67 456	926 502	2 071 947
6108990000	Women's/girl's negliges,bathrobes,dress gown of oth textile matrI,knitted/croch	6 788	69 951	93 175	1 237 406
6109101000	T-shirts, singlet&oth vests of cotton, knitted/crocheted for men/boys	419 709	4 280 256	6 499 538	49 980 977
6109102000	T-shirts, singlet&oth vests of cotton, knitted/crocheted for women/girls	570 670	3 428 910	7 966 047	46 781 219
6109901000	T-shirts,singlet&oth vests of rami,linen ,silk, knitted/crochtd for men/boys	53 653	366 563	1 052 386	7 164 185
6109902000	T-shirts,singlet&oth vests of oth txtile materials, knitted/croch for men/boys	665 345	2 534 021	14 771 015	52 217 558
6109903000	T-shirts,singlet&oth vests of oth txtile materials, knitted/croch for women/girls	386 701	2 811 553	6 310 497	42 798 455
6110110000	Jerseys,pullovers,cardigans,waistcoat of wool, knitted/crocheted	3	13 267	2 291	239 342
6110120000	Jerseys,pullovers,cardigans,waistcoat of kashmir goats , knitted/crocheted	-	2	-	1 873
6110190000	Jerseys,pullovers,cardigans,waistcoat of oths wool/fine animal hair, knit/croc	34 439	139 724	224 375	1 070 745
6110200000	Jerseys,pullovers,cardigans,waistcoat of cotton, knitted/crocheted	2 317 533	10 532 305	29 042 757	136 368 765
6110300000	Jerseys,pullovers,cardigans,waistcoat of man-made fibres, knitted/crocheted	1 333 495	5 591 298	17 054 038	76 482 738

Tabel 3 : Ekspor Indonesia menurut Komoditi ( Kode HS 10 digit )  
**Export of Indonesia by Commodity ( 10 digit of HS Code )**

Mei 2016

**May**

Kode H S H S Code	Uraian golongan barang Group description	Berat bersih / Net weight (Kg)		Nilai / Value F.O.B. ( U S \$ )	
		Bulan ini Current month	Kumulatif Cum. Jan. to date	Bulan ini Current month	Kumulatif Cum. Jan. to date
(1)	(2)	(3)	(4)	(5)	(6)
6110900000	Jerseys,pullovers,cardigans,waistcoat of other textile materials, knitted/croc	231 847	1 309 040	3 840 660	24 186 573
6111200000	Babies garment&clothing accessories of cotton, knitted/crocheted	541 394	2 832 536	8 120 979	45 344 456
6111300000	Babies garment&clothing accessories of synthtc fibres, knitted/crocheted	63 760	446 720	966 148	5 690 632
6111900000	Babies garment&clothing accessories of oth textile material, knitted/crocheted	123 033	775 931	797 147	4 921 677
6112110000	Track suits of cotton knitted/crocheted	57 507	322 112	1 061 293	4 543 425
6112120000	Track suits of synthetic fibres knitted/ crocheted	202 672	1 157 047	4 544 517	21 590 343
6112190000	Track suits of other textile materials, knitted/crocheted	45 178	311 664	664 689	5 905 896
6112200000	Ski suits, knitted/crocheted	-	3 992	-	166 512
6112310000	Men's/boy's swimwear of synthetic fibres, knitted/crocheted	14 480	44 477	446 958	1 241 558
6112390000	Men's/boy's swimwear of oth textile materials, knitted/crocheted	21 762	87 986	745 049	3 255 320
6112410000	Women's/girl's swimwear of synthetic fibres, knitted/crocheted	262 171	1 972 524	3 985 393	35 163 747
6112490000	Women's/girl's swimwear of oth textile materials, knitted/crocheted	14 136	559 315	133 548	7 500 254
6113001000	Divers' suits,made up of knitt/cochet, fabrics of heading 5903, 5906,5907	433	1 470	13 811	53 440
6113003000	Garment for protection from fire made- up of knitt/cochet,head 5903;5906;5907	-	232	-	305
6113004000	Oth protective work garment made- up of knitt/cochet,head 5903;5906;5907	2 944	11 930	44 185	136 072
6113009000	Oth garment,made up of knitt/crochet fabrics of heading 5903,5906/5907	74 782	243 416	569 844	1 939 135
6114200000	Oth garments of cotton, knitted/ crocheted	58 904	495 920	679 834	5 368 358
6114302000	Oth garment for protection from fire of man-made fibres,knitted/crocheted	2 664	94 478	27 913	1 366 199
6114309000	Oth garments of man-made fibres, knitted/crocheted	672 621	4 000 289	3 952 200	30 742 806
6114900000	Oth garments of oth textile materials, knitted/crocheted	24 885	132 760	536 738	1 483 581
6115101000	Stockings for varises veins of synthtic fibres, knitted/crocheted	4 578	5 018	51 626	57 005
6115109000	Oth graduated compression hosiery, knitted/crocheted	12 668	301 280	71 992	375 046
6115210000	Oth panty hose&tights of synthetic fibr, single yarn<67 decitex,knitted/crochtd	68	439	4 334	20 155
6115220000	Oth panty hose&tights of synthetic fibr, single yarn<67/>67 decitex,knit/croch	14 884	15 583	104 741	138 357
6115291000	Oth panty hose&tights of cotton, knitted/crocheted	134 529	688 585	1 666 226	8 512 591
6115299000	Oth panty hose&tights of oth textile materials, knitted/crocheted	1 107	8 503	12 762	233 832
6115309000	Oth women's full-length,knee-length hosiery of not cotton,single yarn<67dtex	-	56	-	631
6115950000	Footwear without applied soles of cotton, knitted/crocheted	273 563	1 065 624	2 987 178	12 445 568
6115960000	Footwear without applied soles of synthetic fibres, knitted/crocheted	1 782	40 247	62 492	811 020
6115990000	Footwear without applied soles of oth textile material, knitted/crocheted	461 402	2 485 803	5 719 364	33 107 075
6116101000	Divers' gloves, impregnated coated plastics/rubbers, knit/croch	15 017	48 664	233 779	772 271
6116109000	Gloves,mittens,mitts, impregnated coated plastics/rubbers, knit/croch	38 320	119 917	3 782 552	9 549 697
6116920000	Gloves,mittens,of cotton not impregn coated plastics/rubbers, knit/croch	21 628	161 732	65 740	493 345
6116930010	Divers' gloves of synthetic fibres not impregn coated plastics/rubbers, knit	-	19	-	406
6116930090	Gloves,mittens,of synthetic fibres not impregn coated plastics/rubbers, knit	73 182	386 664	603 470	8 559 412
6116990000	Gloves,mittens,of oth textile materials not impregn coated plastics/rubbers,knit	644 332	3 679 447	1 525 799	8 060 660



Tabel 3 : Ekspor Indonesia menurut Komoditi ( Kode HS 10 digit )  
**Export of Indonesia by Commodity ( 10 digit of HS Code )**

Mei 2016

**May**

Kode H S H S Code	Uraian golongan barang Group description	Berat bersih / Net weight (Kg)		Nilai / Value F.O.B. ( U S \$ )	
		Bulan ini Current month	Kumulatif Cum. Jan. to date	Bulan ini Current month	Kumulatif Cum. Jan. to date
(1)	(2)	(3)	(4)	(5)	(6)
6117101000	Shawls,scarves,mufflers,mantillas& the like of cotton, knitted/crocheted	2 338	13 527	86 573	266 738
6117109000	Shawls,scarves,mufflers,mantillas& the like of not cotton,knitted/crocheted	14 283	70 478	439 370	1 873 944
6117801100	Ties, bow ties & cravats of wool/fine animal hair, knitted/crocheted	-	6	-	15
6117801900	Ties, bow ties & cravats of oth than wool/fine animal hair, knitted/crocheted	4	2 722	1 073	22 027
6117802000	Wrist band,knee band/anide band knitted/crocheted	1 022	2 524	13 763	39 074
6117809000	Other clothing accessories, knitted/ crocheted	7 226	115 046	35 636	769 531
6117900000	Other parts of garment, knitted/ crocheted	282	3 440	1 010	36 008
6201110000	Men's/boy's ovr coats,car coat,capes of wool/fine animal hair oth thn head 6203	5 627	26 162	541 161	961 962
6201120000	Men's/boy's ovr coats,car coat,capes of cotton oth than of heading 6203	29 424	66 287	461 671	1 280 827
6201130000	Men's/boy's ovr coats,car coat,capes of man-made fibr oth than of head 6203	80 449	176 761	2 999 617	5 676 726
6201190010	Men's/boy's ovr coats,car coat,capes of silk oth than of heading 6203	-	12 855	-	532 930
6201190020	Men's/boy's ovr coats,car coat,capes of rami oth than of heading 6203	6 239	12 539	221 058	448 081
6201190090	Men's/boy's ovr coats,car coat,capes of oth textl matrl oth thn of head 6203	178 439	604 799	6 339 339	19 335 442
6201920000	Men's/boys' wind-cheaters,wind-jackets of cotton oth than of heading 6203	301 627	1 003 062	2 430 935	8 025 454
6201930000	Men's/boys' wind-cheaters,wind-jackets of man-made fibr oth thn of head 6203	408 676	1 257 310	14 058 997	39 761 019
6201990090	Men's/boys' wind-cheaters,wind-jackets of oth textl matrl oth thn of head 6203	84 799	231 192	2 890 293	5 509 297
6202110000	Women's/girl's ovr coats,car coat,capes of wool/fne animl hair oth thn head 6204	17	2 305	2 354	69 803
6202120000	Women's/girl's ovr coats,car coat,capes of cotton oth than of heading 6204	11 019	30 075	314 302	807 965
6202130000	Women's/girl's ovr coats,car coat,capes of man-made fibr oth thn of head 6204	172 682	549 979	1 379 101	4 355 272
6202190020	Women's/girl's ovr coats,car coat,capes of rami oth than of heading 6204	10 666	12 352	353 447	419 619
6202190090	Women's/girl's ovr coats,car coat,capes of oth textl matrl oth thn of head 6204	8 033	70 819	256 255	1 680 485
6202920000	Women's/girl's wind-cheaters,wind-jacket of cotton oth than of heading 6204	6 900	45 148	136 006	838 468
6202930000	Women's/girl's wind-cheaters,wind-jacket of man-made fibr oth thn of head 6204	63 815	192 019	1 918 073	5 829 134
6202990090	Women's/girl's wind-cheaters,wind-jacket of oth textl matrl oth thn of head 6204	16 677	214 945	550 602	4 769 813
6203110000	Men's/boy's suits of wool/fine animal hair, not knitted/crocheted	112 038	539 509	919 836	5 196 182
6203120000	Men's/boy's suits of synthetic fibres, not knitted/crocheted	164 818	739 891	1 809 456	7 784 262
6203191010	Men's/boy's suits of cotton, printed by traditional batik process,not knit/croch	1	26 056	10	616 060
6203191090	Men's/boy's suits of cotton, not printed by trdtional batik process,not knit/croc	24 208	339 269	235 522	2 079 993
6203199019	Men's/boy's suits of silk, not printed by trdtional batik process,not knit/croc	-	163	-	2 448
6203199090	Men's/boy's suits of other textile mater not knitted/crocheted	118 050	571 126	1 972 999	11 131 281
6203220090	Men's/boy's ensembles of cotton,not printed by trdtional batik procss,not kn	113	22 238	381	287 470
6203230000	Men's/boy's ensembles of synthetic fibres,not knitted/crocheted	10	10	231	231
6203299000	Men's/boy's ensembles of other textile material, not knitted/crocheted	48	1 751	32	37 638

Tabel 3 : Ekspor Indonesia menurut Komoditi ( Kode HS 10 digit )  
**Export of Indonesia by Commodity ( 10 digit of HS Code )**

Mei 2016

**May**

Kode H S H S Code	Uraian golongan barang Group description	Berat bersih / Net weight (Kg)		Nilai / Value F.O.B. ( U S \$ )	
		Bulan ini Current month	Kumulatif Cum. Jan. to date	Bulan ini Current month	Kumulatif Cum. Jan. to date
(1)	(2)	(3)	(4)	(5)	(6)
6203310000	Men's/boy's jackets&blazers of wool/ fine animal hair, not knitted/crocheted	19 226	136 121	971 636	6 432 134
6203320010	Men's/boy's jackets&blazers of cotton, printed by trdtional batik procss,not kn	-	3 825	-	348 280
6203320090	Men's/boy's jackets&blazers of cotton, not printed by trdtional batik process	67 731	510 117	643 331	6 054 180
6203330000	Men's/boy's jackets&blazers of synthtc fibres, not knitted/crocheted	128 211	795 551	2 091 373	12 890 584
6203390000	Men's/boy's jackets&blazers of other textile material, not knitt/crocheted	225 067	936 192	5 626 851	28 212 644
6203410000	Men's/boy's trousers, breeches&shorts of wool/fine animal hair,not knitt/croch	32 619	181 238	1 432 508	6 828 553
6203421000	Men's/boy's bib&brace overalls of cotton, not knitted/crocheted	27 551	138 132	779 998	3 885 573
6203429000	Men's/boy's trousers, breeches&shorts of cotton, not knitted/crocheted	1 243 022	5 985 952	21 953 952	112 416 652
6203430000	Men's/boy's trousers, breeches&shorts of synthtc fibres,not knitt/crocheted	617 978	3 855 470	15 242 026	85 411 441
6203490010	Men's/boy's trousers, breeches&shorts of silk, not knitted/crocheted	-	1	-	2
6203490090	Men's/boy's trousers, breeches&shorts of oth textile material,not knitt/croch	646 752	1 560 681	3 013 545	12 126 987
6204110000	Women's/girl's suits of wool/fine animal hair,not knitted/crocheted	2 863	18 400	4 731	27 765
6204120010	Women's/girl's suits of cotton, printed by trdtional batik pcess,not knit/croch	-	60	-	815
6204120090	Female's suits of cotton, not printed by traditional batik process	48 758	195 448	440 770	1 687 731
6204130000	Female's suits of synthetic fibres	52 558	597 881	1 345 557	12 265 387
6204190011	Female's suits of silk, printed by traditional batik process	-	2 031	-	52 366
6204190019	Female's suits of silk, not printed by traditional batik process	81 291	321 564	1 291 396	4 262 636
6204190090	Female's suits of oth textiles, not silk	58 229	166 677	610 143	1 429 630
6204220090	Female's ensembles of cotton, not printed by tradtional batik process	1 973	12 572	40 649	226 847
6204230000	Female's ensembles of synthetic fibres	1 984	7 244	43 009	242 441
6204290090	Female's ensembles of other textiles, not silk	1 540	16 895	20 363	526 125
6204310000	Female's jackets & blazers of wool/fine animal hair	9 911	36 383	242 728	1 177 907
6204320010	Female's jackets & blazers of cotton, printed by tradtional batik process	8	83	88	892
6204320090	Female's jackets & blazers of cotton, not printed by traditional batik process	18 699	264 994	646 976	8 338 116
6204330000	Female's jackets & blazers of synthetic fibres	109 657	522 063	1 594 905	11 604 980
6204390011	Female's jackets and blazers of silk, printed by traditional batik process	100	100	679	679
6204390019	Female's jackets and blazers of silk, not printed by traditional batik process	-	6	-	3 264
6204390090	Oth female's jackets and blazers of oth textiles, not silk	7 968	69 573	359 689	2 155 324
6204410000	Female's dresses of wool/fine animal hair	20	11 312	29 027	281 846
6204420010	Female's dresses of cotton, printed by tradtional batik process	17 743	79 889	356 085	2 491 508
6204420090	Female's dresses of cotton, not printed by tradtional batik process	190 555	1 900 805	2 937 290	27 410 287
6204430000	Female's dresses of synthetic fibres	355 097	2 539 042	9 462 504	55 375 125
6204440000	Female's dresses of artificial fibres	118 085	707 012	1 708 205	15 083 355
6204490011	Female's dresses of silk, printed by traditional batik process	-	146	-	17 744
6204490019	Female's dresses of silk, not printed by tradtional batik process	22	26 908	206	164 861
6204490090	Female's dresses of oth textiles, not silk and not by traditonal batik process	118 680	1 255 291	1 979 905	16 834 665
6204510000	Female's skirts & divided skirts of wool /fine animal hair	5 133	47 868	163 219	1 255 011

Tabel 3 : Ekspor Indonesia menurut Komoditi ( Kode HS 10 digit )  
**Export of Indonesia by Commodity ( 10 digit of HS Code )**

Mei 2016

**May**

Kode H S H S Code	Uraian golongan barang Group description	Berat bersih / Net weight (Kg)		Nilai / Value F.O.B. ( U S \$ )	
		Bulan ini Current month	Kumulatif Cum. Jan. to date	Bulan ini Current month	Kumulatif Cum. Jan. to date
(1)	(2)	(3)	(4)	(5)	(6)
6204520010	Female's skirts & divided skirts of cotton, printed by traditional batik pro	-	1 235	-	86 354
6204520090	Female's skirts & divided skirts of cotton, not by traditional batik process	54 885	364 167	1 344 901	8 129 433
6204530000	Female's skirts & divided skirts of synthetic fibres	293 238	1 033 696	7 412 912	28 045 705
6204590011	Female's skirts & divided skirts of silk , printed by traditional batik process	-	1	-	3
6204590019	Female's skirts & divided skirts of silk , not by traditional batik process	971	1 892	28 884	56 333
6204590090	Female's skirts & divided skirts of oth textiles,not silk	425 839	1 967 755	3 391 471	17 634 170
6204610000	Female's trousers/bib&brace overall/ breeches/shorts of wool/fine animal hair	16 535	76 921	463 961	2 502 353
6204620000	Female's trousers/bib&brace overall/ breeches/shorts of cotton	1 035 167	7 108 130	20 995 870	146 062 225
6204630010	Female's trousers/shorts/etc of synthtic fibers for clothing aviator	3 003	9 711	14 080	41 438
6204630090	Female's trousers/shorts/etc of synthtic fibers not for clothing aviator	401 644	2 472 328	4 341 538	39 397 018
6204690000	Female's trousers/shorts/etc of oth wool or fine animal hair and cotton	401 577	1 603 496	5 119 453	23 047 289
6205200010	Male's shirts of cotton, printed by traditional batik process	294 163	1 507 590	8 000 466	39 926 476
6205200090	Male's shirts of cotton, not printed by traditional batik process	719 847	4 027 149	17 832 956	98 510 522
6205300000	Male's shirts of man-made fibres	518 465	2 435 152	6 350 695	37 489 763
6205901000	Male's shirts of oth textiles of wool or fine animal hair	63 125	153 875	1 690 960	4 031 891
6205909011	Male's shirts of silk, printed by traditional batik process	-	1	-	51
6205909019	Male's shirts of silk, not printed by traditional batik process	-	2 348	-	32 301
6205909090	Male's shirts of oth wool or fine animal hair, not silk	43 867	134 499	1 057 105	2 339 002
6206100010	Female's blouses/shirts/shirt blouses of silk/waste, by traditional batik process	-	25	-	1 391
6206100090	Female's blouses/shirts/shirt blouses of silk/waste, not by trad batik process	8 859	15 118	133 410	268 661
6206200000	Female's blouses/shirts/shirt blouses of wool/fine animal hair	98	15 498	541	165 541
6206300010	Female's blouses/shirts/shirt blouses of cotton, by traditional batik process	70 283	171 489	2 207 326	5 359 663
6206300090	Female's blouses/shirts/shirt blouses of cotton, not by traditional batik process	405 769	1 700 110	14 847 801	54 092 421
6206400000	Female's blouses/shirts/shirt blouses of man-made fibres	959 203	6 505 998	23 839 262	149 169 388
6206900000	Female's blouses/shirts/shirt blouses of oth textiles	216 610	1 989 429	4 468 283	46 023 235
6207110000	Male's underpants & briefs of cotton	191 722	739 591	3 080 835	12 674 183
6207190000	Male's underpants & briefs of oth textiles, not cotton	15 912	101 981	184 474	1 052 864
6207210010	Male's nightshirts & pyjamas of cotton, printed by traditional batik process	-	4 343	-	80 187
6207210090	Male's nightshirts & pyjamas of cotton, not printed by traditional batik process	9 694	321 159	158 309	3 623 413
6207220000	Male's nightshirts & pyjamas of man made fibres	-	1 049	-	12 126
6207290090	Male's nightshirts & pyjamas of oth textiles,not silk & cotton	2 381	56 241	19 262	449 345
6207910000	Male's wear, not underpants/briefs/night shirts/pajamas of cotton	9 772	75 733	177 521	1 576 702
6207991000	Male's wear, not underpants/briefs/night shirts/pajamas of man-made fibres	-	4 994	-	30 474
6207999000	Male's wear, not underpants/briefs/night shirts/pajamas of oth textils not cotton	185 798	1 607 948	584 474	5 170 391
6208110000	Female's slips & petticoats of man-made fibres	68 937	557 182	774 335	4 656 552
6208190000	Female's slips & petticoats of other textiles	101 540	447 991	937 786	5 408 314
6208210010	Female's nightdresses & pajamas of cotton, by traditional batik process	-	1	-	82
6208210090	Female's nightdresses & pajamas of cotton, not by traditional batik process	13 505	98 512	147 582	1 584 142

Tabel 3 : Ekspor Indonesia menurut Komoditi ( Kode HS 10 digit )  
**Export of Indonesia by Commodity ( 10 digit of HS Code )**

Mei 2016

**May**

Kode H S H S Code	Uraian golongan barang Group description	Berat bersih / Net weight (Kg)		Nilai / Value F.O.B. ( U S \$ )	
		Bulan ini Current month	Kumulatif Cum. Jan. to date	Bulan ini Current month	Kumulatif Cum. Jan. to date
(1)	(2)	(3)	(4)	(5)	(6)
6208220000	Female's nightdresses & pajamas of man made fibres	9 686	54 387	131 435	966 031
6208290019	Female's nightdresses & pajamas of silk, not printed by traditional batik process	54 832	279 566	640 126	3 177 239
6208290090	Female's nightdresses & pajamas, not cotton & oth textiles	32 049	234 227	188 287	1 916 944
6208910011	Female's negliges of cotton printed by traditional batik process	870	1 070	17 725	32 969
6208910019	Female's negliges of cotton not printed by traditional batik process	4 243	5 831	32 007	40 101
6208910090	Oth female's negliges of cotton	17 298	122 247	115 856	802 498
6208920011	Female's negliges of man made fibres, printed by traditional batik process	14	23 345	1 133	350 733
6208920019	Female's negliges of man made fibres, not printed by traditional batik process	668	14 456	18 243	559 753
6208920090	Oth female's wear of cotton, not negliges	21 846	99 865	469 086	2 856 230
6208999000	Female's wear of oth textiles, not wool or fine animal air	24 149	65 485	565 086	1 049 878
6209203000	Babies' t-shirts, shirts, pajamas, same items of cotton	47 527	279 578	723 224	2 867 523
6209209010	Babies' suits, pants and same items of cotton, not t-shirts/shirts/pajamas	201 182	952 983	4 870 422	17 609 007
6209209090	Oth babies' suits, pants and same items of cotton, not t-shirts/shirts/pajamas	92 893	270 492	1 237 565	6 139 937
6209301000	Babies' suits, pants & same items of synthetic fibres	2 795	40 462	7 448	321 550
6209303000	Babies' t-shirts,shirts, pajama, & same items of synthetic fibres	11 656	372 894	334 389	3 410 203
6209304000	Babies' clothing accessories of synthetic fibers	19	1 277	32	3 412
6209309000	Babies' garments of synthetic fibers, not suits/pants/t-shirts/shirts/pajamas	13 161	53 274	206 549	425 920
6209900000	Babies garments & clothing acc of oth textiles, not cotton/synthetic fibres	86 104	253 237	1 089 692	3 093 354
6210101100	Work protective grmnt of chemicals/ radiation/fire from fabrics of 5602/5603	-	38	-	350
6210101900	Work protective grmnt of oth hazard substances from fabrics of 5602/5603	256	816	1 618	14 832
6210109000	Garment from fabric 5602/5603, not for work protective	342 882	1 117 289	3 825 982	13 403 485
6210202000	Oth garmnt of subhead 620111-620119, protective work from fire	-	19	-	765
6210204000	Oth garmnt of subhead 620111-620119, of oth protective work	-	23	-	690
6210209000	Oth garmnt of subhead 620111-620119, for protective work from oth hazard subs	491	844	26 758	37 249
6210309000	Oth garmnt of subhead 620211-620219, for protective work from oth hazard subs	-	200	-	567
6210401000	Oth male garmnt of 5602/03;5903/06/07 for protect work from fire	1 829	2 460	20 736	30 669
6210402000	Oth male garmnt of 5602/03;5903/06/07 for protect work from chemical/radiation	13 464	31 297	351 250	641 469
6210409000	Oth male garmnt of 5602/03;5903/06/07 for protect work from oth hazard substan	30 073	109 063	478 141	1 426 440
6210501000	Oth female garmnt of 5602/03;5903/06/07 for protect work from fire	25 068	291 404	167 695	1 950 137
6210509000	Oth female garmnt of 5602/03;5903/06/07 for protect work from oth hazard substan	70 261	337 858	1 825 945	8 161 426
6211110000	Male's swimwear	109 608	529 110	4 070 216	16 553 802
6211120000	Female's swimwear	9 510	140 255	199 662	3 885 420
6211200000	Garments ski suits for male and female	3	741	116	14 779
6211321000	Oth male's garments of cotton for rencing/wrestling	184	1 649	11	20 149
6211322000	Oth male's garments of cotton for pilgrimage robes (ehram)	601	827	3 148	7 962
6211329000	Oth male's garments of cotton not for rencing/wrestling/pilgrimage robes	22 735	156 619	398 996	2 304 413
6211331000	Oth male's garments of man-made fibres for rencing or wrestling	30 025	255 501	569 204	3 939 999

Tabel 3 : Ekspor Indonesia menurut Komoditi ( Kode HS 10 digit )  
**Export of Indonesia by Commodity ( 10 digit of HS Code )**

Mei 2016

**May**

Kode H S H S Code	Uraian golongan barang Group description	Berat bersih / Net weight (Kg)		Nilai / Value F.O.B. ( U S \$ )	
		Bulan ini Current month	Kumulatif Cum. Jan. to date	Bulan ini Current month	Kumulatif Cum. Jan. to date
(1)	(2)	(3)	(4)	(5)	(6)
6211339000	Oth male's garments of man-made fibres to protect from oth hazard substances	42 912	710 354	828 656	9 831 208
6211393000	Oth male's garments of syhntetic fibres to protect from chemicals/radiation	-	50	-	19
6211399000	Oth male's garments of syhntetic fibres to protect from oth hazard substances	101 049	171 863	864 497	1 533 314
6211421000	Oth female's garments of cotton for rencing/wrestling	14 790	87 958	231 305	1 454 019
6211422000	Oth female's garments of cotton for prayer cloaks	12 879	86 774	87 299	515 495
6211429000	Oth male's garments of cotton not for rencing/wrestling/prayer cloaks	64 526	331 377	858 212	5 548 278
6211431000	Oth female's garmnt of man-made fibres for surgical gowns	16 781	37 489	194 963	600 805
6211432000	Oth female's garmnt of man-made fibres for prayer cloaks	49 434	111 388	114 252	277 845
6211434000	Oth female's garmnt of man-made fibres for rencing/wrestling	20	70	95	205
6211439000	Oth female's garmnt of man-made fibres not for subhead 62114310-62114350	207 161	782 785	3 542 945	12 875 031
6211491000	Oth female's garmnt of oth textiles for rencing/wrestling	-	450	-	171
6211493000	Oth female's garmnt of oth textiles for prayer cloaks	1 736	141 706	4 460	781 961
6211494000	Oth female's garmnt of wool/fine animal hair	-	3	-	67
6211499000	Oth female's garmnt of oth textiles not for forrencing/wrestling/protect/prayer	34 724	1 343 198	182 309	10 040 992
6212101000	Brassieres of cotton, not knitted/ crocheted	27 303	168 632	1 139 797	6 655 380
6212109000	Brassieres of oth textiles, not knitted/ crocheted	654 481	3 275 803	25 214 108	123 051 864
6212201000	Girdles & panty-girdles of cotton, not knitted/crocheted	-	1 746	-	2 740
6212209000	Girdles & panty-girdles of ot textile materials, not knitted/crocheted	40 950	191 518	1 468 632	6 616 998
6212301000	Corsets of cotton, not knitted/crocheted	380	12 658	19 998	547 954
6212309000	Corsets of oth textile materials, not knitted/crocheted	24 864	120 760	440 720	2 369 998
6212901900	Suspenders/garters/braces of cotton not for treatment scar/athletic support	526	29 956	22 582	1 062 899
6212909200	Suspenders/garters/braces of oth txtiles for athletic supporters	20 355	100 478	580 060	3 360 373
6212909900	Suspenders/garters/braces of oth txtiles not for treatment scar/athletic support	65 782	238 369	2 631 823	9 116 467
6213209000	Handkerchiefs of cotton, not printed by traditional batik process	20	164	3	1 553
6213901900	Handkerchiefs of silk/waste, not printed by traditional batik process	31	1 698	925	16 126
6213909900	Handkerchiefs of oth textiles not silk/ waste, not by traditional batik process	75	535	231	1 613
6214101000	Syals/scarves/mufflers/mantillas/veils of silk/waste, by trad batik proc	7	290	266	2 178
6214109000	Syals/scarves/mufflers/mantillas/veils of silk/waste, not by trad batik proc	1 287	11 535	27 843	222 175
6214200000	Syals/scarves/mufflers/mantillas/veils of wool/fine animal hair	4	21	2 970	6 592
6214309000	Syals/scarves/mufflers/mantillas/veils of synth fibres, not by trad batik proc	1 275	5 044	29 396	79 998
6214409000	Syals/scarves/mufflers/mantillas/veils of artficial fibres, not trad batik proc	565	3 111	5 536	38 515
6214901000	Syals/scarves/mufflers/mantillas/veils of oth textiles, by trad batik proc	525	3 068	14 675	82 739
6214909000	Syals/scarves/mufflers/mantillas/veils of oth textiles, not by trad batik proc	6 941	48 446	102 605	443 804
6215109000	Ties/bow ties/cravats of silk/waste, not printed by traditional batik process	163	367	5 721	7 739
6215209000	Ties/bow ties/cravats of man-made fibres , not printed by traditional batik proc	27	57	1 154	1 598
6215901000	Ties/bow ties/cravats of oth textiles, printed by traditional batik process	-	316	-	247

Tabel 3 : Ekspor Indonesia menurut Komoditi ( Kode HS 10 digit )  
**Export of Indonesia by Commodity ( 10 digit of HS Code )**

Mei 2016

**May**

Kode H S H S Code	Uraian golongan barang Group description	Berat bersih / Net weight (Kg)		Nilai / Value F.O.B. ( U S \$ )	
		Bulan ini Current month	Kumulatif Cum. Jan. to date	Bulan ini Current month	Kumulatif Cum. Jan. to date
(1)	(2)	(3)	(4)	(5)	(6)
6215909000	Ties/bow ties/cravats of oth textiles, not printed by traditional batik process	118	870	2 493	14 123
6216001000	Protective work gloves, mittens & mitts	54 466	251 016	2 912 466	13 780 851
6216009100	Oth gloves, mittens & mitts of wool/fine animal hair	17	333	255	4 744
6216009200	Oth gloves, mittens & mitts of cotton	-	17	-	211
6216009900	Oth gloves, mittens & mitts not wool/ fine animal hair/cotton	38 842	123 762	1 379 849	5 392 467
6217101000	Accesories of oth made up clothing, oth than hd 6212 for judo belts	-	1 002	-	3 013
6217109000	Accesories of oth made up clothing, oth than hd 6212, not for judo belts	43 029	257 214	550 547	2 996 311
6217900000	Parts of garments or clothing accssories oth than of heading 6212	9 166	28 257	164 552	518 168
6301100000	Electric blankets	100	228	972	1 350
6301200000	Blankets (not electric) & trvelling rugs of wool/fine animal hair	6	3 821	11	7 143
6301300090	Blankets (not electric) & trvelling rugs of cotton	7 571	30 762	60 855	189 302
6301400010	Blankets (not electric) & trvelling rugs of synthtc fibres of nonwoven fabrics	1 070	1 705	6 936	14 646
6301400090	Blankets (not electric) & trvelling rugs of synthtc fibres of woven fabrics	28 324	172 877	172 176	1 016 908
6301900010	Oth blankets & travelling rugs, nonwoven fabrics of nonwoven fabrics	1 575	18 576	9 412	87 092
6301900090	Oth blankets & travelling rugs of woven fabrics	60 866	302 789	477 855	3 251 332
6302100000	Bed linen, knitted/crocheted	31 048	155 622	194 483	1 002 241
6302210000	Oth bed linen of cotton, printed	6 280	28 119	46 638	178 261
6302221000	Oth bed linen of man-made fibres of nonwoven fabrics, printed	-	2 808	-	10 433
6302229000	Oth bed linen of man-made fibres of woven fabrics, printed	3 547	21 328	19 390	153 269
6302290000	Oth bed linen of oth textiles, printed	160	5 836	2 067	27 031
6302310000	Oth bed linen of cotton, not printed	56 589	207 476	505 997	1 911 856
6302321000	Oth bed linen of man-made fabrics of nonwoven fabrics	-	20	-	28
6302329000	Oth bed linen of man-made fabrics of woven fabrics	7 162	22 052	95 028	267 304
6302390000	Oth bed linen of oth textiles, not printed	3 247	13 657	10 267	45 117
6302400000	Table linen, knitted or crocheted	238	481	2 462	6 085
6302510010	Oth table linen of cotton, printed by traditional batik process	203	203	1 200	1 200
6302510090	Oth table linen of cotton, not printed by traditional batik process	343	14 860	4 754	160 275
6302530000	Oth table linen,of man-made fibres	3 224	24 065	28 930	215 087
6302590000	Oth table linen,of oth textiles	19 926	34 736	180 160	329 756
6302600000	Toilet&kitchen linen of terry towelling/ similar terry fabrics of cotton	247 483	1 111 627	1 736 089	8 047 829
6302910000	Oth linen not for bed, table, toilet & kitchen of cotton	2 769	16 504	12 790	98 350
6302930000	Oth linen not for bed, table, toilet & kitchen of man-made fibres	-	42	-	203
6302990000	Oth linen not for bed, table, toilet & kitchen of oth textiles	1 502	1 841	23 583	34 425
6303120000	Curtains (inc drapes) & int blinds/bed valances of synth fibres, knitted/crchtd	505 762	1 446 555	3 687 991	10 336 480
6303191000	Curtains (inc drapes) & int blinds/bed valances of cotton, knitted/crchtd	15	530	543	3 322
6303199000	Curtains (inc drapes) & int blinds/bed valances of oth cotton, knitted/crchtd	5 606	21 838	13 229	37 235
6303910000	Curtains (inc drapes) & int blinds/bed valances of cotton, not knitted/crchtd	230 505	942 571	1 404 890	5 767 240
6303920000	Curtains (inc drapes) & int blinds/bed valances of synth fibres, not knitted	45 977	239 885	505 674	2 370 533
6303990000	Curtains (inc drapes) & int blinds/bed valances of oth textiles, not knitted	39 488	158 687	384 103	1 598 064
6304110000	Bedspreads, knitted/crocheted	131	341	8 409	16 940
6304191010	Bedspreads of cotton, printed by traditional batik process	-	19	-	413

Tabel 3 : Ekspor Indonesia menurut Komoditi ( Kode HS 10 digit )  
**Export of Indonesia by Commodity ( 10 digit of HS Code )**

Mei 2016

**May**

Kode H S H S Code	Uraian golongan barang Group description	Berat bersih / Net weight (Kg)		Nilai / Value F.O.B. ( U S \$ )	
		Bulan ini Current month	Kumulatif Cum. Jan. to date	Bulan ini Current month	Kumulatif Cum. Jan. to date
(1)	(2)	(3)	(4)	(5)	(6)
6304191090	Bedspreads of cotton, not printed by traditional batik process	821	8 117	4 161	89 144
6304192000	Bedspreads of nonwoven, not knitted/ crocheted	468	4 609	7 518	30 940
6304199000	Bedspreads from woven, not knitted/ crocheted and not from cotton	3 268	15 537	19 288	106 326
6304911000	Mosquito nets, knitted/crocheted	2 238	12 103	11 794	79 461
6304919000	Oth furnishing artcl, not bedspread/ mosquito nets, knitted/crocheted	660	15 942	7 544	144 406
6304920000	Oth furnishing artcl of cotton, not bedspread & not knitted/crocheted	304	16 701	945	119 022
6304930000	Oth furnishing artcl of synthetic fibres , not bedspread & not knitted/crocheted	11 364	20 494	67 598	123 659
6304990000	Oth furnishing artcl of oth textiles, not bedspread & not knitted/crocheted	75	531	724	5 380
6305101100	New sacks & bags of jute for packing goods	-	60	-	65
6305101900	New sacks & bags of oth textiles bast fibres of hd 5303 for packing goods	90	2 217	112	6 783
6305102900	Used sacks & bags of oth textiles bast fibres of hd 5303 for packing goods	20 000	140 100	5 000	35 346
6305200000	Sack&bag of cotton for packing goods	17 916	90 082	118 934	574 897
6305322000	Fixible intrmdiate bulk containrs of synthetic textiles, knitted/crocheted	31 743	138 361	97 124	426 247
6305329000	Fixible intrmdiate bulk containrs of synt txtils, nonwoven & not knitted/crchtd	586 133	3 184 135	2 352 957	12 401 457
6305331000	Sack&bag of polyethylene/polypropylene strip/same items, knitted/crocheted	327 648	1 310 646	639 647	2 611 317
6305332000	Sack&bag of polyethylene/polypropylene strip/same items of woven strip	91 021	638 382	157 250	1 276 526
6305339000	Sack&bag of polyethylene/polypropylene strip, not knitted/crocheted/nonwoven	1 700 894	8 275 813	3 131 400	15 115 267
6305391000	Oth sack&bag of synthetice txtils of no n woven	-	6 792	-	117 345
6305399000	Oth sack&bag of synthetice txtils of wo ven & not knitted/crocheted	26	5 653	27	17 272
6305902000	Sacks & bags of oth textiles of coconut (coir) of heading 5305	-	133	-	503
6305909000	Sacks & bags of oth textiles not hemp/ coconut (coir) of heading 5305	2 407	2 939	25 950	26 778
6306120000	Tarpaulins, awnings & sunblinds of synthetic fibres	21 262	51 414	52 096	136 717
6306199000	Tarpaulins, awnings & sunblinds of oth textiles, not coir fibres/cotton	2 418	75 325	7 564	160 581
6306220000	Tents of synthetic fibres	-	10 933	-	53 724
6306291000	Tents of oth textiles of cotton	-	352	-	667
6306299000	Tents of oth textiles, oth than cotton	155	16 833	197	12 338
6306401000	Pneumatic mattresses of cotton	466	2 200	5 350	8 461
6306409000	Pneumatic mattresses, oth than cotton	-	2 027	-	3 089
6306900010	Camping goods of cotton	83	2 342	964	10 016
6306900099	Camping goods of oth textiles of woven	2 851	27 285	58 821	630 933
6307101000	Floor/dish/similar cleaning clothes or dusters of nonwoven	-	13	-	166
6307109000	Floor/dish/similar cleaning clothes or dusters woven oth than felt	80 170	431 393	513 677	3 290 087
6307200000	Life-jackets & life-belts	14	314	600	20 914
6307903000	Umbrella covers in triangular piece	-	282	-	1 864
6307904000	Surgical masks	1	995	4	921
6307906100	Harnesses safety suitable for industrial use	-	1	-	8
6307906900	Harnesses safety suitable not for industrial use	2 044	3 785	35 488	49 969
6307907000	Fans and handscreens	-	413	-	3 977
6307909000	Oth made up articles, not umbrella covers /surgical masks/harnesses safety	163 065	891 928	1 584 156	8 178 648
6308000000	Sets, consist of woven fabric&yarn w/o accessories txtiles articles for retail	971	5 902	983	24 551
6309000000	Worn clothing & oth worn articles.	67 785	463 121	130 899	504 299
6310101000	Used/new rags, sorted	287 534	788 604	41 194	176 755

Tabel 3 : Ekspor Indonesia menurut Komoditi ( Kode HS 10 digit )  
**Export of Indonesia by Commodity ( 10 digit of HS Code )**

Mei 2016

**May**

Kode H S H S Code	Uraian golongan barang Group description	Berat bersih / Net weight (Kg)		Nilai / Value F.O.B. ( U S \$ )	
		Bulan ini Current month	Kumulatif Cum. Jan. to date	Bulan ini Current month	Kumulatif Cum. Jan. to date
(1)	(2)	(3)	(4)	(5)	(6)
6310109000	Scrap twine/cordage/rope/cbles worn out articles of those, sorted	323 820	1 007 956	7 155 950	23 339 808
6310901000	Used/new rags, unsorted	502 078	1 805 331	200 889	648 446
6310909000	Scrap twine/cordage/rope/cbles worn out articles of those, unsorted	159 048	1 682 509	51 986	621 704
6401100000	Waterproof footwear incorp protective metal toe-cap with outer soles	1 924	25 579	12 805	185 746
6401920000	Oth waterproof footwear, covering the ankle but not cover the knee,with outer	74 806	352 240	948 947	4 401 366
6401990000	Oth waterproof footwear with outer soles plastic by stitching, riveting, nailing	14 847	179 900	64 586	1 488 096
6402120000	Ski-boots/cross-country ski-footwear/ snowboard boot with upper rubber/plastic	6 001	10 270	148 450	249 757
6402191000	Wrestling footwear with upper of rubber/ plastic	7 751	96 168	226 052	1 934 409
6402199000	Sports footwear not for wrestling/ski/ same items with upper of rubber/plastics	1 594 158	6 140 486	24 477 221	95 741 870
6402200000	Footwear with upper straps/thongs assembled to the sole by means of plugs	105 444	688 621	2 029 036	13 897 429
6402911000	Diving boots covering the ankle with upper of rubber/plastics	21 275	39 165	392 601	690 505
6402919900	Oth diving boots cover the ankle not incorp protct mtl toe-cap, rubber/plstc	32 196	129 187	561 419	1 937 838
6402991000	Oth footwear not cover the ankle incorp protect metal toe-cap, rubber/plstc	136 061	510 236	2 584 156	9 375 094
6402999000	Oth footwear not cover the ankle & not incorp protct mtl toe-cap, rubber/plstc	981 686	3 713 939	18 626 927	66 573 232
6403191000	Sports footwear fitted with spikes, cleats or the same item, leathers	1 823 533	8 070 480	40 182 807	175 422 155
6403192000	Sports footwear for riding boots or bowling shoes, leathers	600	700	1 601	1 799
6403193000	Sports footwear for wrestling, weight lifting or gymnastics, leathers	-	2 880	-	5 620
6403199000	Sports footwear not fitted with spikes/ bowling/wrstling/weight lifting/the like	3 689 337	13 156 705	69 644 607	234 120 853
6403200000	Footwear, outer soles of leather, uppers of leather straps accros,instep big toe	169	6 298	7 356	172 434
6403400000	Oth footwear incorp protect metal toe cap with upper of leathers	742 658	2 846 209	10 440 428	38 281 337
6403510000	Oth footwear with outer sole of leather covering the ankle	110	462	5 847	17 079
6403590000	Oth footwear with outer sole of leather, not covering the ankle	220 853	465 334	5 157 625	10 610 302
6403910000	Oth footwear, not for sprts/incorp metal toe-cap protect, covering the ankle	834 486	2 124 427	18 294 149	44 344 756
6403990000	Oth footwear, not for sprts/incorp metal toe-cap protect, not covering the ankle	4 721 349	19 678 984	88 192 267	368 888 056
6404111000	Sports footwear with outer sole rubbr/ plstc, with spike/cleat	2 127	5 760	33 173	67 367
6404112000	Sports footwear for wrestling,weight lifting or gym with outer sole rubbr/pls	-	9 517	-	113 230
6404119000	Sports footwear not fitted with spikes/ wrstling/weight lifting/the like oth	3 609 329	29 613 546	76 546 856	578 034 504
6404190000	Oth sports footwear for oth purposed with outer soles of rubber/plastics	3 469 075	14 121 557	63 214 771	245 009 665
6404200000	Oth footwear with outer soles of leather /composition leather	2 479	20 380	58 336	248 462
6405100000	Oth footwear, with uppers of leather/ composition leather	11 841	477 664	286 301	8 740 674
6405200000	Oth footwear, with uppers of textiles	15 548	100 103	161 618	2 025 780
6405900000	Oth footwear, with upper of ith leather/ composition leather/textiles	233 520	691 364	3 324 609	6 998 869
6406101000	Uppers & parts thereof, oth than stif feners of metal toe-caps	24 981	108 986	562 757	2 630 548



Tabel 3 : Ekspor Indonesia menurut Komoditi ( Kode HS 10 digit )  
**Export of Indonesia by Commodity ( 10 digit of HS Code )**

Mei 2016

**May**

Kode H S H S Code	Uraian golongan barang Group description	Berat bersih / Net weight (Kg)		Nilai / Value F.O.B. ( U S \$ )	
		Bulan ini Current month	Kumulatif Cum. Jan. to date	Bulan ini Current month	Kumulatif Cum. Jan. to date
(1)	(2)	(3)	(4)	(5)	(6)
6406109000	Uppers & parts thereof, oth than stif feners & not fitted with metal toe-cap	156 014	728 188	6 579 086	32 707 867
6406200000	Parts of footwear with outer soles & heels, of rubber/plastics	38 357	291 740	428 259	2 850 152
6406901000	Parts of footwear of wood	47	1 910	599	32 080
6406902100	Oth parts of footwear of metal of iron/ steel	405	2 369	11 060	24 663
6406902910	Oth parts of footwear of metal of copper	1 312	1 312	4 893	4 893
6406902990	Oth parts of footwear of oth metal, not iron/steel/copper	4 512	23 232	159 819	843 162
6406903100	Oth parts of footwear of rubber/plastic in-soles	102 765	417 709	1 917 325	7 907 650
6406903200	Oth parts of footwear of rubber/plastic complete-soles	-	185	-	118
6406903900	Oth parts of footwear of rubber/plastic out-soles	180	14 458	4 020	77 528
6406909100	Oth parts of footwear of oth materials for gaiters/leggings/same items	-	83	-	1 097
6406909900	Oth parts of footwear of oth materials not for gaiters/leggings/same items	22 915	140 115	478 335	2 489 323
6501000000	Hat-forms/bodies,hood of felt,not block shape, not brims, plateaux, manchons	-	376	-	247
6502000000	Hat-shapes, plaited by assembling strip of any material, no block shape,lined	1 172	2 740	22 285	49 682
6504000000	Hats&oth headgear/plaited by assembling strips of any material, trimmed/not	4 223	70 992	74 924	1 064 557
6505001000	Hats&oth headgear of a kind used for religious purposes, knitted/crocheted	56 709	203 627	136 730	498 407
6505002000	Hats&oth headgear, knitt/crochet, hair- nets, knitted/crocheted	19	31	920	1 480
6505009000	Oth hats&oth headgear, not for hair-nets /religious purposes, knitted/crochet	127 273	716 773	1 580 849	9 092 100
6506101000	Protective helmets for motorcyclists whether/not lined/trimmed	67 554	361 667	919 731	4 755 054
6506102000	Industrial safety & firefighters helmets , excl steel helmets whether/not lined	24	3 597	107	36 894
6506109000	Oth safety headgear, not for motocyclist /industrial/firefighters/steel helmets	126	1 057	3 031	12 601
6506910000	Oth headgear of rubber/of plastics	-	1 508	-	17 463
6506999000	Oth headger of oth materials, not furskin	144 057	571 939	545 209	2 128 763
6507000000	Head-band,lining,cover,hat foundation, hat frame,peak&chinstrap,for head-gear	1 078	2 976	10 941	35 901
6601100000	Garden/similar umbrellas	11 077	95 467	93 839	850 130
6601990000	Umbrellas & sun umbrellas not having a telescopic shaft	420	4 510	14 503	32 602
6602000000	Walking-sticks, seat-sticks, whips, ridi ng crops & the like.	11 604	24 274	19 331	111 492
6603200000	Umbrella frames, including frames mounte d on shafts (sticks)	-	2 374	-	8 275
6701000000	Skin&oth part of bird with feathr/down, feathr,part of feathr,down, oth hd 0505	4 273	6 980	55 187	86 326
6702100000	Artificial flower, foliage, fruit, & parts thereof of plastics	417	2 496	3 504	20 544
6702901000	Artificial flower, foliage, fruit, & parts thereof of paper	1 375	2 210	28 658	34 509
6702902000	Artificial flower, foliage, fruit, & parts thereof of textiles	-	713	-	7 091
6702909000	Artific flower,foliage,fruit&parts thereof of oth mterials, not paper/txtil	6 760	40 076	108 297	492 649
6703000000	Human hair, dressed, thinned, bleached, othwise worked for wigs/the like	1 460	18 839	133 448	1 091 243
6704110000	Complete wigs of synthetic textiles	586 858	2 737 971	12 953 837	60 605 123
6704190000	False beards, eyebrows, eyelashes, switches of synthetic textiles	410 885	2 506 210	7 537 520	37 779 811
6704200000	Wigs, false beards, eyebrows,eyelashes of human hair	51 190	281 304	4 672 634	35 052 957
6704900000	Wigs, false beards, eyebrows,eyelashes, of oth materials	49 393	431 402	6 293 845	19 907 029
6801000000	Setts, curbstones & flagstones, of natur als stone (except slate)	686 259	4 086 782	413 213	2 542 950
6802100000	Tiles, cubes, similar articles, square < 7 cm, artif colored, chipping & powder	160 359	911 248	103 650	655 303

Tabel 3 : Ekspor Indonesia menurut Komoditi ( Kode HS 10 digit )  
**Export of Indonesia by Commodity ( 10 digit of HS Code )**

Mei 2016

**May**

Kode H S H S Code	Uraian golongan barang Group description	Berat bersih / Net weight (Kg)		Nilai / Value F.O.B. ( U S \$ )	
		Bulan ini Current month	Kumulatif Cum. Jan. to date	Bulan ini Current month	Kumulatif Cum. Jan. to date
(1)	(2)	(3)	(4)	(5)	(6)
6802210000	Oth monumental/building stone of marble, travertine, alabaster, simple	1 854 971	7 689 872	1 174 789	4 539 388
6802230010	Oth monumental/building stone of granit with polished slabs	3 350	3 900	4 818	6 192
6802230090	Oth monumental/building stone of granit with not polished slabs	20 100	92 218	15 167	99 301
6802291000	Monumental/building stone of oth calcare ous stone, simply cut/sawn	1 023	57 967	12 902	57 885
6802299000	Monumental/building stone of oth stone, simply cut/sawn with a flat surface	891 609	4 332 658	580 218	3 044 571
6802911000	Oth article monumental/building of marble	695 799	2 473 047	671 114	2 504 485
6802919000	Oth article monumental/building of travertine & alabaster	111 047	452 490	124 780	466 094
6802920000	Oth article monumental/building of calcareous stone	-	9 000	-	1 539
6802930000	Oth article monumental/building of granite	786	802 123	1 561	881 325
6802990000	Oth article monumental/building of oth stones,not marble/travertine/granit	1 648 945	8 758 346	958 155	5 057 397
6804100000	Millstones & grindstones for milling, grinding & pulping	395 809	1 911 558	1 330 512	4 867 441
6804210000	Oth millstone/grindstone for grinding of agglomerated synt/natural diamond	1 098	32 171	92 493	2 653 493
6804220000	Oth millstone/grindstone of oth agglomer abrasv/cramc for grinding wheel&the like	3 991	21 175	13 745	60 787
6804230000	Oth millstone/grindstone of naturl stone for grinding wheel&the like	334 090	1 616 752	25 349	160 255
6804300000	Hand sharpening/polishing stones	387	757	4 209	6 228
6805100000	Natural/artificial abrasive powder/grain on a base of woven textile fabric only	20 036	126 595	147 289	875 152
6805200000	Natural/artificial abrasive powder/grain on a base of paper/paperboard only	381	5 122	740	25 291
6805300010	Natural/artificial abrasive powder/grain on a base of polishing discs	430	884	3 093	7 515
6805300090	Natural/artificial abrasive powder/grain on a base of oth materials, not polishin	2 874	57 192	8 529	335 430
6806100000	Slag wool, rock wool & similar mineral wools in bulk/sheets/rolls	523 572	2 517 609	509 842	2 630 584
6806900000	Mixture&article of heat/sound insulating or sound absorb mineral waters	74 000	340 793	24 642	117 143
6807901000	Articles of asphalt/of similar material of tiles, not in rolls	1 694	2 422	638	1 631
6807909000	Articles of asphalt/of similar material of oth tiles, not in rolls	830 544	1 865 890	400 065	897 379
6808001000	Roofing tiles, panels, boards,blocks & similar articles of coir fibres/straw	3 279	54 544	14 125	94 300
6808009000	Chips,particles,sawdust or oth waste of wood, agglomer with cement/plaster	503 439	3 001 355	249 949	1 259 037
6809110000	Board,sheet,panels,tiles,reinforced with paper/board only	3 468 667	19 339 676	585 076	3 233 865
6809191000	Oth articles of plaster/of compositions based on plaster of tiles	-	300	-	135
6809199000	Oth articles of plaster/of compositions based on plaster of oth tiles	47 125	231 887	445 523	884 945
6809909000	Oth articles of plaster/cmpositions based on plaster, not dental moulds	300	52 122	338	12 283
6810110000	Building blocks & bricks	4 606 930	16 265 137	370 442	1 151 393
6810191000	Tiles, reinforced or not	1 047 180	7 346 717	197 962	1 403 508
6810199000	Flagstones, reinforced or not	2 052 112	3 071 168	715 925	1 243 428
6810910010	Concrete building piles for building or civil engineering	32 250	250 525	5 160	60 710
6810910090	Oth prefabricated structural components for building or civil engineering	247 205	15 696 625	47 851	2 543 114
6810990000	Oth prefabricated structural components, reinforced or not	403 511	1 977 180	537 202	2 553 820
6811401000	Corrugated sheets containing asbestos	680 215	1 396 108	125 333	256 334
6811402900	Floor or wall tile containing oth asbestos, not plastics	1 265	28 002	336	12 070
6811403000	Tubes or pipes containing asbestos	74	910	122	1 069

Tabel 3 : Ekspor Indonesia menurut Komoditi ( Kode HS 10 digit )  
**Export of Indonesia by Commodity ( 10 digit of HS Code )**

Mei 2016

**May**

Kode H S H S Code	Uraian golongan barang Group description	Berat bersih / Net weight (Kg)		Nilai / Value F.O.B. ( U S \$ )	
		Bulan ini Current month	Kumulatif Cum. Jan. to date	Bulan ini Current month	Kumulatif Cum. Jan. to date
(1)	(2)	(3)	(4)	(5)	(6)
6811409000	Oth articles of asbestos cement	-	5 765	-	5 218
6811829000	Floor or wall tile of cellulose fibre- cement, not containing asbestos/plastics	3 669 738	11 599 168	684 833	2 421 376
6811899000	Other article of cellulose fibre cement, not tubes/pipes/pipes fittings	317 520	1 964 515	77 616	476 747
6812802000	Clothing of crocidolite fibres	-	90	-	300
6812805000	Cloth accessories,footwear&headgear fabricated crocidolite fibres	190	345	690	11 365
6812809000	Oth articles of crocidolite fibres	-	28	-	235
6812911000	Clothing of oth crocidolite fibres	2 457	2 625	10 403	15 763
6812919000	Clothing accessories,footwear&headgear of oth crocidolite fibres	-	1	-	20
6812930000	Compressed asbestos fibre jointing of oth crocidolite fibres in sheets or roll	-	974	-	10 469
6812999000	Oth fabricat asbes fibres of oth croci, not fabricate/floor/wall tiles	7 450	21 950	7 788	56 569
6813201000	Brake lining&pad of friction material and articles,containing asbestos	26	155	40	2 878
6813209000	Oth thn brake lining&pad of friction material and article,containing asbestos	-	904	-	9 647
6813810000	Brake lining&pad of friction material&article,not containing asbestos	54 970	332 569	315 836	1 308 684
6813890000	Oth thn brake lining&pad of friction material&article,not containing asbestos	43 202	209 626	654 442	3 329 092
6814100010	Worked mica&article of mica,agglomerated ,sheets,strips, simply cut to shape	-	28	-	150
6814100090	Worked mica&article of mica,agglomerated ,plates	504	504	338	338
6814900090	Oths worked mica & articles of mica	-	13 563	-	18 504
6815101000	Yarn/thread non-electrical articles graphite/carbon	905	3 393	480	2 542
6815102000	Bricks,paving slabs,floor tiles,etc non electrical articles graphite/carbon	232 768	1 239 994	201 153	994 469
6815109100	Carbon fibres, etc non electrical articles graphite/carbon	68 375	145 646	40 500	99 420
6815109900	Oth non electrical articles graphite or carbon	24 283	69 178	144 583	314 111
6815200000	Articles of peat	13 000	36 800	447 378	457 205
6815910000	Articles of stone, contents magnesite, dolomite/chromite	-	447 897	-	73 966
6815990000	Oth articles of stone,oth thn content magnesite,dolomite/chromite	813 795	3 592 887	378 393	2 108 864
6901000000	Bricks,blocks,tiles & oth ceramic goods of siliceous fossil meals/of similar	72 342	587 176	22 717	170 929
6902200000	Goods of siliceous cont by weight,singly or together alumina,silika,or mixt >50%	13	132 387	261	79 293
6902900000	Goods of siliceous cont by weight, of oth metals compound	161 413	518 324	36 339	103 459
6903100000	Oth refractory ceramic goods cont by weight,graphite/carbon,or a mixture>50%	-	7 200	-	11 113
6903200000	Oth refractory ceramic goods cont by weight,alumina/silica, or a mixture>50%	24 350	440 200	46 959	843 612
6903900000	Oth refractory ceramic goods cont by weight, oth metal compound > 50%	8 061	28 306	40 056	1 285 835
6904100000	Ceramics building bricks	-	195 436	-	32 304
6904900000	Flooring blocks, support/filler tiles & the like	382 363	1 492 947	121 460	576 106
6905100000	Roofing tiles of ceramic	295 202	1 373 799	59 105	315 434
6905900000	Chimney-pot,cowl,chimney liner, architect ornament&oth ceramic constr	2 730	58 410	2 824	61 661
6906000000	Ceramic pipes, conduits, guttering, pipe fittings	-	136	-	566
6907101000	Paving,hearth/wall tiles,rectangle, circle<7cm,unglazed	1 510	29 109	3 087	22 995
6907109000	Oth thn Paving,hearth/wall tiles, rectangle,circle<7cm,unglazed	2 500	3 912	443	939
6907901000	Paving,hearth/wall tiles,rectangle, circle>7cm,unglazed	1 896 293	4 772 381	657 906	1 788 760
6907909000	Oth thn tile,cube&similar article, whether/not rectang,circle<7cm,unglazed	1 144 954	4 342 158	364 291	1 543 574
6908101000	Paving,hearth/wall tiles,rectangle, circle<7cm,glazed	9 253 389	35 881 793	2 827 726	11 354 835

Tabel 3 : Ekspor Indonesia menurut Komoditi ( Kode HS 10 digit )  
**Export of Indonesia by Commodity ( 10 digit of HS Code )**

Mei 2016

**May**

Kode H S <i>H S Code</i>	Uraian golongan barang <i>Group description</i>	Berat bersih / Net weight (Kg)		Nilai / Value F.O.B. ( U S \$ )	
		Bulan ini <i>Current month</i>	Kumulatif <i>Cum. Jan. to date</i>	Bulan ini <i>Current month</i>	Kumulatif <i>Cum. Jan. to date</i>
(1)	(2)	(3)	(4)	(5)	(6)
6908109000	Oth thn Paving,hearth/wall tiles, rectangle,circle<7cm,glazed	35 802	18 956 444	6 665	3 618 430
6908901100	Paving,hearth/wall tiles of plain tiles, rectangle,circle>7cm,glazed	1 919 862	8 858 912	447 403	2 159 283
6908901900	Oth thn paving,hearth/wall tiles of plai tiles,rectangle,circle>7cm,glazed	2 816 372	12 928 421	586 662	2 484 834
6908909100	Paving,hearth/wall tile of oth thn plain tile,rectang,rcle>7cm,glazed	6 983 786	10 870 971	2 286 868	3 731 650
6908909900	Oth thn paving,hearth/wall tile of oth thn plain tile,rectang,rcle>7cm,glazed	564 570	31 102 738	172 466	9 834 032
6909110000	Ceramic of porcelain or china for laboratory,chemical or oth tech	235 125	1 443 517	862 506	5 488 012
6909120000	Artcle having a hardnss=>9 Mohs for laboratory,chemical or oth tech	57	1 949	32 005	341 249
6909190000	Oth ceramic wares for laboratory, chemical/oth technical uses	712 572	3 591 893	6 754 853	33 770 768
6909900000	Oth thn ceramic wares for laboratory, chemical/oth technical uses	59 201	300 573	98 507	486 185
6910100000	Ceramic sinks, wash basins, wash basin of porcelain/china	655 816	3 190 467	1 805 331	8 739 039
6910900000	Ceramic sinks, wash basins, wash basin of oth thn porcelain/china	84 306	536 151	93 673	688 141
6911100000	Tableware & kitchenware of porcelain/ china	1 515 470	8 047 848	6 684 676	35 262 931
6911900000	Oth household, toilet articles of porcelain/china	29 992	140 547	23 033	141 137
6912000000	Tableware & kitchenware, oth household toilet art, oth than porcelain/china	590 028	2 630 205	1 646 238	7 637 945
6913109000	Oth thn ornamental cigarette box&ashtray of porcelain or china	42 192	270 773	75 171	436 566
6913909000	Oth thn ornamental cigarette box&ashtray of oth thn porcelain or china	225 770	843 590	495 273	2 156 066
6914100000	Oth ceramic articles of porcelain/ china	78 041	110 063	362 884	546 522
6914900000	Oth ceramic articles of oth than porcelain/china	323 556	1 588 688	304 309	1 571 088
7001000000	Cullet & oth waste & scrap of glass; glass in the mass	6	6	56	56
7002100000	Glass in balls	-	87	-	1 099
7002311000	Fused quartz/oth fused silica for vacuum tubes	-	11 510	-	16 834
7002319010	Fused quartz/oth fused silica for vial or ampoules industry	-	181	-	883
7002319090	Glass in ball,tube of fused quartz/oth fuse silca,oth thn boro silict glas tube	1	1 267	6	3 430
7003121000	Optical colored glass, not optically worked	-	20	-	25
7003129000	Oth non-wired sheets colored glass	1 855	35 484	911	107 234
7003199000	Oth non-wired sheets not colored glass	72 120	90 751	40 189	50 116
7003200000	Cast glass and rolled glass,wired sheets	-	232	-	176
7004209000	Optical drawn, blown glass, optically worked,flushed,opacified, absorbent	316	3 016	489	20 240
7004909000	Oth optical drawn,blown glass,optically worked,flushed,opacified, absorbent	15 084	68 403	27 741	144 420
7005101000	Optical float glass,not optically worked ,flushed,opacified,absorbent	12 762 428	52 343 662	3 784 055	16 577 048
7005109000	Oth non-wired glass,absorbent reflecting/non-reflecting layer	2 140 070	7 664 240	1 643 679	5 753 887
7005211000	Oth non-wired glass, colored, opacified optical glass, not optically worked	7 946 160	34 212 950	2 549 724	11 095 889
7005219000	Oth non-wired glass, colored, optically worked, flashed, opacified	15 066 771	71 889 056	5 505 489	26 485 148
7005299000	Oth non-wired glass, not colored, optically worked	2 117 185	8 441 937	639 405	2 585 161
7005300000	Float glas&surface ground/polish glas, wired glass	31 398	64 038	221 647	447 792
7006009000	Optical glass, optically worked for glass of heading 70,03,70,04,70,05	24 754	117 515	47 022	238 279
7007111000	Toughened (tempered) safety glass suitable for vehicles of chapter 87	172 895	760 982	473 257	2 407 663
7007199000	Toughened (tempered) safety glass suitable for oth machinery	139 153	774 456	104 089	764 592

Tabel 3 : Ekspor Indonesia menurut Komoditi ( Kode HS 10 digit )  
**Export of Indonesia by Commodity ( 10 digit of HS Code )**

Mei 2016

**May**

Kode H S H S Code	Uraian golongan barang Group description	Berat bersih / Net weight (Kg)		Nilai / Value F.O.B. ( U S \$ )	
		Bulan ini Current month	Kumulatif Cum. Jan. to date	Bulan ini Current month	Kumulatif Cum. Jan. to date
(1)	(2)	(3)	(4)	(5)	(6)
7007211000	Laminated safety glass suitable for vehicles of chapter 87	243 177	1 789 930	468 154	3 918 873
7007299000	Laminated safety glass suitable for oth machinery	318 011	2 139 403	241 079	1 811 290
7008000000	Multiple-walled insulating units of glass.	20 833	41 926	74 983	188 968
7009100000	Rear-view mirrors for vehicles	143 600	206 812	340 004	1 481 130
7009910000	Glass mirros, unframed	1 007 171	4 490 230	656 121	2 928 249
7009920000	Glass mirros, framed	118 815	607 700	505 484	2 690 451
7010100000	Ampoules of glass	21 207	115 886	227 940	1 116 310
7010200000	Stoppers, lids & oth closures of glass	83 073	197 156	125 784	300 359
7010901000	Carboys & demijohn	-	32 523	-	26 926
7010904000	Bottles&vials for antibiotics,serums, oth injectables,intravenous infus	131 994	589 510	891 317	4 073 195
7010909000	Oth bottles for intravenous fluids of glass	1 528 388	7 820 215	688 358	3 703 119
7011101000	Stem for electric lighting	2	2 431	33	58 858
7011109000	Glass envelops for electric lighting oth than stem	-	27	-	29
7011200010	Television tubes, cathode-ray tubes	1 303	2 259	7 306	14 054
7011900000	Oth glass envelopes, bulbs,tubes,open, glass parts thereof,without fitting	-	384	-	75
7013100000	Glassware of a kind used for table, kitchen, toilet, office of glass-ceramic	222 975	937 220	232 364	953 493
7013220000	Stemware drinking glasses,oth thn glass ceramics, of lead crystal	253	2 507	2 009	25 380
7013280000	Stemware drinking glasses, neither glass-ceramics nor lead crystal	76 623	717 787	141 590	593 983
7013330000	Other drinking glasses, of lead crystal	-	10	-	25
7013370000	Other drinking glasses, neither glass-ceramics nor lead crystal	710 698	3 434 570	487 181	2 337 023
7013410000	Glassware for table (not drinking glass) kitchen purpose,of lead crystal	-	44 604	-	24 430
7013420000	Glassware for table (not drinking glass) ktchn,linear coef<5x10-6/Kelvin,0-3000C	1 613 363	8 061 468	1 288 878	6 122 198
7013490000	Oth glassware for table(not drink glass) kitchen purposes, not ceramics	5 326 026	22 398 315	3 515 603	14 719 885
7013990000	Other glassware of not lead crystal	516 143	2 608 780	1 022 375	4 955 379
7014001000	Signalling glassware&optical element for motor vehicles,not thse of headng 70.15	-	100	-	2 121
7014009000	Other signalling glassware & optical elements of glass, not optically worked	15	15	15	15
7015100000	Glasses for corrective spectacles	1 811	15 834	65 236	375 386
7015901000	Clock or watch glasses	-	16	-	8 760
7015909000	Glasses for non-corrective spectacles; hollow glass spheres & their segments	3	10	400	902
7016100000	Glass cubes&oth glass smallwares, for mosaics or decorative purposes	1 372	3 015	45 269	76 823
7016900000	Oth articles of moulded glass; leaded lights; multicellular & smlr forms	1 190 364	6 649 785	541 736	2 897 851
7017109000	Laboratory or pharmaceutical glass of fused quartz or oth fused silica;othe	-	100	-	9 525
7017200000	Laboratory, hygienic/pharmaceutical with coef< 5x10-6/kelvin, 0 - 3000 c	3 793	30 522	77 539	484 691
7017900000	Laboratory,hygienic/pharmaceutical glassware,nor fused quartz/fused silica	2 854	13 966	84 743	328 151
7018100010	Glass beads	3 559	31 083	44 185	362 627
7018100020	Imitation pearls	-	13	-	386
7018100090	Imitation precious & glass smallwares	7 790	31 085	22 311	119 803
7018900000	Glass eyes, not prsthtc arctcls, ornamnt of lamp-worked glass,not imittn jewellery	1 437	15 686	9 500	69 936
7019120000	Rovings of glass fibres	200	211	146	296
7019199000	Sliver of glass fibres	3 688	30 459	11 205	84 098
7019310000	Mats of glass fibres	13 767	62 714	25 032	108 195
7019391000	Asphalt/coal-tar impregnatd glass-fibre outerwrap for pipelines	-	20	-	222
7019399000	Mattresses,boards and similar nonwoven products of glass fibres	-	18 651	-	164 481

Tabel 3 : Ekspor Indonesia menurut Komoditi ( Kode HS 10 digit )  
**Export of Indonesia by Commodity ( 10 digit of HS Code )**

Mei 2016

**May**

Kode H S H S Code	Uraian golongan barang Group description	Berat bersih / Net weight (Kg)		Nilai / Value F.O.B. ( U S \$ )	
		Bulan ini Current month	Kumulatif Cum. Jan. to date	Bulan ini Current month	Kumulatif Cum. Jan. to date
(1)	(2)	(3)	(4)	(5)	(6)
701940000	Woven fabrics of glass fibres rovings	-	150	-	5 239
7019510000	Oth woven fabric,of a width <= 30 cm	-	1 755	-	10 325
7019520000	Oth woven fabric,of a width>30cm plain weave,wght<250g/m2 of filamen	16 820	65 951	48 127	156 017
7019590000	Oth woven fabric,of a width > 30 cm	10	66	145	673
7019901000	Glass fibres	2 906	21 169	18 882	95 665
7019909000	Other articles of glass fibres	8 187	54 119	7 170	41 786
7020001100	Glass moulds for the manufacture of acrylic goods	-	674	-	1 716
7020001900	Glass moulds for other purposes	32 631	193 444	82 045	572 223
7020002000	Quartz reactor tubes & holders designed for production of semiconductor wafers	50	50	55	55
7020003000	Glass inner for vacuum flasks/oth vacuum vessels	627	1 909	3 348	4 519
7020004000	Evacuated tubes for solar energy collectors	-	804	-	30 665
7020009900	Other articles of glass.	17 614	135 965	73 712	294 955
7101100000	Natural pearls	108	1 366	156 353	8 018 323
7101210020	Cultured pearls,salt water,unworked	196	296	3 147 629	4 123 650
7101220020	Cultured pearls,salt water,worked	36	52	325 630	501 130
7103990000	Oth rubies, sapphires & emeralds, worked	24 719	42 321	54 870	140 842
7105100000	Dust and powder of diamonds	1	1	1 000	1 000
7106100000	Silver powder	795	43 263	426 317	20 600 487
7106910000	Silver, unwrought	11 014	24 270	5 993 781	12 434 212
7106920000	Silver, semi-manufactured	196	1 150	120 886	690 690
7107000000	Base metals clad with silver,not further	210	210	11 680	11 680
7108110000	Gold powder	-	4 939	-	186 477 176
7108120010	Gold in lumps, ingots or cast bars	2 043	8 791	83 302 642	342 402 188
7108120090	Gold,not in lumps, ingots or cast bars, oth unwrought forms	18	87	724 190	3 330 897
7110390000	Rhodium, wrought	-	1	-	36
7111009000	Base metals, clad with platinum semi-manufactured	-	8	-	8 338
7112910000	Waste & scrap of gold, incl. metal clad with gold	7	1 330	135 531	13 187 275
7112920000	Waste & scrap of platinum,incl. metal clad with platinum	9	31	140 612	623 254
7112991000	Waste & scrap of silver,incl. metal clad with silver	552	4 047	265 954	1 268 836
7112999000	Waste & scrap of oth precious metal	147 318	714 097	59 529 472	347 296 212
7113111000	Parts of jewellery of silver	5 379	27 419	1 582 538	8 525 871
7113119000	Jewellery of silver	3 961	25 228	2 427 234	13 186 509
7113191000	Parts of jewellery of other precious met	30	568	965 482	20 691 450
7113199000	Jewellery of other precious metal	13 555	66 840	522 313 619	2 423 293 891
7113209000	Jewellery of base metal, clad with precious metal	67	336	592 567	785 875
7114110000	Articles of silversmiths wares of silver whether or not plated or clad	109	13 043	24 134	448 122
7114190000	Articles of goldsmiths wares of oth precious metal,	325	393	1 332	1 569
7114200000	Articles of gold&silversmiths wares of base metals, clad with precious metal	3	267	3 902	11 874
7115901000	Other articles of golds or silver	580	3 412	65 631	1 045 520
7115909000	Oth articles of precious metal/of metal clad with precious metal	-	36	-	12 438
7116100000	Articles of natural/cultured pearls	2	20	633	1 382
7116200000	Articles of precious/semi-precious stones(natural/synthetic/reconstructed)	25 044	74 899	27 367	108 841
7117111000	Parts cuff-links and studs, of base metal, whether or not plated	97	738	291	41 070
7117119000	Cuff-links and studs of base metal whether/not plated with precious metal	1 934	8 065	106 008	239 536
7117191000	Bangles of base metal, whether or not plated with precious metal	-	93	-	5 809
7117192000	Other imitation jewellery of base metal whether or not plated w/ prec metal	14 374	97 453	786 382	5 555 815
7117199000	Parts of oth imitation jewellery of base metal,whether/not plated w/ prec metal	13 532	78 211	199 033	989 627
7117901100	Bangles,wholly of plastic or glass	582	11 660	34 345	142 967
7117901200	Bangles,wholly of wood,tortoise shell, ivory,bone,horn,coral,pearl,vgtbl/minral	10 881	29 185	39 275	148 427
7117901900	Other bangles	299	4 026	12 999	28 148

Tabel 3 : Ekspor Indonesia menurut Komoditi ( Kode HS 10 digit )  
**Export of Indonesia by Commodity ( 10 digit of HS Code )**

Mei 2016

**May**

Kode H S H S Code	Uraian golongan barang Group description	Berat bersih / Net weight (Kg)		Nilai / Value F.O.B. ( U S \$ )	
		Bulan ini Current month	Kumulatif Cum. Jan. to date	Bulan ini Current month	Kumulatif Cum. Jan. to date
(1)	(2)	(3)	(4)	(5)	(6)
7117902100	Other imitation jewellery wholly of plastics or glass	831	3 437	864	24 194
7117902200	Oth imitatn jwllry of wood,bone,tortoise shel,ivory,horn,coral,pearl,vgtbl/minral	14 155	25 576	28 929	76 633
7117902900	Other imitation jewellery	1 456	3 598	18 990	90 283
7117909200	Part of imitat jwly of wood,bone,rtrois shel,ivory,horn,coral,pearl,vgtbl/minral	1 216	3 060	11 927	64 210
7117909900	Oth part of imitation jwllry	5 085	27 668	143 198	734 159
7118109000	Oth coin (not gold coin), not being legal tender	-	549	-	3 736
7118909000	Oth coin (oth than gold/silver coin)	-	11	-	18 350
7201100000	Non-alloy pig iron cont. by weight 0.5% or less of phosphorus	1 500 000	33 462 278	470 750	6 431 887
7201500000	Alloy pig iron; spiegeleisen	72 160 000	209 314 693	74 517 171	190 493 582
7202210000	Ferro-silicon, cont. by weight more than 55% of silicon	1 000	4 015	2 680	9 530
7202300000	Ferro-silico-manganese	1 869 810	11 484 520	1 589 718	8 789 407
7202410000	Ferro-chromium, cont. by weight more than 4% of carbon	-	500 000	-	1 293 842
7202600000	Ferro-nickel	6 749 592	116 280 488	12 649 744	147 925 037
7202990000	Other ferro-alloys	-	250 006	-	230 886
7203900000	Other ferrous products	35	141	825	2 834
7204100000	Waste and scrap of cast iron	4 533 574	6 232 916	993 558	1 432 511
7204210000	Waste and scrap of stainless steel	3 861 883	17 212 282	2 899 128	14 064 138
7204490000	Other ferrous waste and scrap :	151 593	599 407	45 010	175 681
7205100000	Granules of pig iron, spiegeleison, iron or steel	-	18 707	-	26 949
7205290000	Powder of pig iron, spiegeleison, iron or steel (oth than alloy steel)	68 188	184 634	104 595	265 638
7206109000	Iron&non-alloy in ingots containing by weight<=0.6% of carbon,excl headng 72.03	12	12	238	238
7206900000	Iron and non-alloy in primary form other than ingots	2 510	11 306	14 100	61 520
7207121000	Slabs of iron/non alloy, cont.< 0,25% of carbon, other than square	58 875 810	290 972 580	15 679 367	74 019 517
7207129000	Oth semi-finished iron/non-alloy cont.< 0,25% carbon ,rectnglr,not square	39 869	43 353	11 636	23 037
7207190000	Oth semi-finished iron/non-alloy cont.< 0,25% of carbon	149 708	844 139	45 686	276 632
7207209900	Oth semi-finished iron/non-alloy cont.by weight 0,25%<=carbon<=0,6%	40 135	40 639	74 877	108 555
7208100000	Flat-rolled iron/nas,relief,hot rolled width > 600 mm	52 636	99 551	21 374	46 785
7208271000	Flat-rolled iron/nas,pickled,hot rolled width>600mm,of a thick<2 mm	43	726	817	11 344
7208279000	Flat-rolled iron/nas,pickled,hot rolled width>600mm,of a 2mm<thick<3mm	-	20 705	-	50 044
7208360000	Flat-rolled iron/nas,hot rolled width>600 mm, thick>10 mm	773 870	1 808 130	235 787	548 976
7208370000	flat-rolled iron/nas,hot rolled width >600 mm, of a 4,75< thick< 10mm	6 752 950	12 244 280	2 446 148	4 110 614
7208380000	flat-rolled iron/nas,hot rolled width >600 mm, of a 3< thick< 4,75 mm	1 982 860	3 555 620	628 972	1 110 114
7208390000	Flat-rolled iron/nas,hot rolled width >600 mm, thick< 3 mm	2 503 230	7 580 260	785 051	2 315 823
7208400000	Flat-rolled iron/nas,not in coils relief,hot rolled	50 390	625 620	21 416	281 611
7208510000	Flat-rolled iron/nas,width>600 mm, of a thickness>10 mm,hot rolled	33 126 843	90 970 195	11 452 604	30 534 414
7208520000	Flat-rolled iron/nas, width >600 mm, 4,75 < thickness < 10 mm,hot rolled	9 229 339	48 517 201	3 576 593	15 843 408
7208530000	Flat-rolled iron/nas, width >600 mm, 3 < thickness < 4,75 mm,hot rolled	758 192	2 671 406	247 588	854 938
7208540000	Flat-rolled iron/nas,hot rolled width >600 mm, thickness < 3 mm	1 184 782	2 799 601	386 891	900 302
7208900000	Other Flat-rolled iron/nas	17 182	42 819	5 913	64 667
7209160010	Flat-roll,in coils,pickled/not,cold-roll 1<thick<3mm,600<width<1250 mm	-	5	-	7
7209160090	Flat-roll,in coils,pickled/not,cold-roll 1<thick<3mm,width>1250 mm	9 038	26 513	153 459	446 400
7209170010	Flat-roll,in coils,pickled/not,cold-roll 0.5<thick<1mm,600<width<1250 mm	340	6 490	391	5 562

Tabel 3 : Ekspor Indonesia menurut Komoditi ( Kode HS 10 digit )  
**Export of Indonesia by Commodity ( 10 digit of HS Code )**

Mei 2016

**May**

Kode H S H S Code	Uraian golongan barang Group description	Berat bersih / Net weight (Kg)		Nilai / Value F.O.B. ( U S \$ )	
		Bulan ini Current month	Kumulatif Cum. Jan. to date	Bulan ini Current month	Kumulatif Cum. Jan. to date
(1)	(2)	(3)	(4)	(5)	(6)
7209170090	Flat-roll,in coils,pickled/not,cold-roll 0.5<thick<1mm,width>1250 mm	26 955	132 183	35 755	184 119
7209260090	Flat of iron/non-alloy, not coil,cold rolled,1 mm<thickness<3mm,width>1,250 mm	-	2 990	-	3 443
7209270090	Oth flat of iron/non-alloy,not in coil, cold rolled,0.5mm =< thickness<1 mm	9 385	112 730	11 917	149 563
7209909000	Flat of iron/non-alloy, cold-rolled, other than corrugated form	6 550	7 298	1 146	1 450
7210119000	Flat-rolled of iron/nas,carbon< 0.6%, plated or coated with tin,thick > 0,5mm	-	516 178	-	310 546
7210121000	Flat-rolled of iron/nas,carbon>=0.6%, plated or coated with tin,thick < 0,5mm	-	805 200	-	305 976
7210129000	Flat-rolled of iron/nas,carbon<0.6%, plated or coated with tin,thick < 0,5mm	3 260	401 966	5 330	156 864
7210209000	Flat-rolled of iron/nas,carbon>=0.6% plated or coated with lead, thick >1,5mm	1 820	20 039	3 592	34 591
7210301100	Flat-rolled of iron/nas,carbon<0.6% plated with elctrolitically,thick<1,2mm	-	356 650	-	187 256
7210301900	Flat-rolled of iron/nas,crbon<0.6%plated with elctrolitically,1.5mm<thick	450	450	2 903	2 903
7210309900	Flat-roll of iron/nas,crbon>=0.6%plated with elctrolitically,1.2mm<thick	80	732	137	954
7210411100	Flat-rolled,iron/nas,othws plated zinc corrugated,thick<=1.2mm,wght<0.6%carbon	-	26 674	-	3 064
7210491200	Flat-rolld,iron/nas,othws plat zinc-iron not crrgtd,1.2mm>=thick,wght>=0.04%crbon	414 042	1 886 703	336 932	1 535 013
7210500000	Flat-rolled iron/non-alloy plated with cromium & or chromium oxides	619 698	3 037 498	777 465	4 022 360
7210611100	Flat-rolld,iron/nas,plated alumnm-zinc, 1.2mm>thickness,weight<0.6%carbon	-	316 612	-	208 038
7210619900	Flat-rolld,iron/nas,plated alumnm-zinc, 1.2mm<=thickness,weight>=0.6%carbon	-	6 085	-	14 702
7210701000	Flat-rollof iron/nas,painted, varnished, coated plastics,carbon<0.6%,thick<=1.5mm	-	4 311 197	-	4 495 663
7210709000	Flat-rollof iron/nas,painted, varnished, coated plastics,carbon<0.6%,thick>1.5mm	-	100	-	200
7210909000	Flat-rollof iron/nas,plated,coated oth metal,carbon<0.6%,thick>1.5mm	55 372	290 714	107 103	736 486
7211131000	Roll-on 4 face/in clod box,HR,notclad, hoop&strip,150 mm<width<400mm,thick>=4mm	-	50	-	25
7211141900	Oth flatroll,iron/nas,HR,notclad, 4.75mm<=thick<=10mm	12 659	13 089	33 685	33 906
7211142900	Oth flatroll,iron/nas,HR,notclad, thick>10mm	3	15 493	13 029	20 711
7211191900	Oth flatroll,iron/nas,HR,notclad, 4.75mm>thick>=2mm	37 814	37 814	106 373	106 373
7211192200	Flatroll,iron/nas,HR,notclad,corrugted, thick<2mm,crbon<0.6%	-	259	-	201
7211192900	Flatroll,iron/nas,HR,notclad, 2mm>thick>0.17mm	-	14 412	-	21 620
7211231000	Flatroll,iron/nas,CR,notclad,crbon<0.25% corrugated	-	5 522	-	25 332
7211232000	Flatroll,iron/nas,CR,notclad,crbon<0.25% hoop&strip,width<=400mm	-	1 260	-	1 849
7211239090	Oth flatroll,iron/nas,CR,notclad, crbon<0.25%	260	261	254	256
7212109900	Flat-rolled,iron/nas,plated w/ tin,clad, 400mm<width<600mm,carbon>=0.6%	1 200	6 259	377	1 927
7212201000	Flat-rolled,iron/nas,electroclly zinc, width<=400mm,hoop&strip	530	530	2 493	2 493
7212202000	Flat-rolled,iron/nas,electroclly zinc, width<=400mm,carbon<0.6%,thick<=1.5mm	-	26	-	500
7212209000	Oth flat-rolled,iron/nas, electroclly zinc	23 972	24 725	114 209	119 889
7212301000	Flat-rolled,iron/nas,plated zinc,clad, width<=400mm,hoop&strip	-	309	-	1 108
7212309900	Flat-rolled,iron/nas,plated iron-zinc, carbon>=0.04%,thick<=1.5mm,clad	-	299	-	1 119
7212509900	Flat-rolled iron/not alloy, otherwise plated or coated	472 877	532 571	156 272	200 573
7212609000	Flat-rolled iron/not alloy, clad	1 860	2 196	618	980



Tabel 3 : Ekspor Indonesia menurut Komoditi ( Kode HS 10 digit )  
**Export of Indonesia by Commodity ( 10 digit of HS Code )**

Mei 2016

**May**

Kode H S H S Code	Uraian golongan barang Group description	Berat bersih / Net weight (Kg)		Nilai / Value F.O.B. ( U S \$ )	
		Bulan ini Current month	Kumulatif Cum. Jan. to date	Bulan ini Current month	Kumulatif Cum. Jan. to date
(1)	(2)	(3)	(4)	(5)	(6)
7213200000	Other bars, rods, hot-rolled , in irreg. of free-cutting steel	-	40 610	-	51 810
7213911000	Bar,hot-roll,irreg. wound coil,iron/non- alloy steel,less 14mm,for solder stick	4 676 579	8 028 417	2 009 040	3 415 660
7213912000	Bar,hot-roll,irreg. wound coil,iron/non- alloy steel,less 14mm,for concrete/rebar	1 547 770	10 070 990	554 736	3 500 316
7213919000	Oth Bar,hot-roll,irreg. wound coil,iron/ non-alloy steel,oth free-cutting steel	133 238	622 245	72 140	375 453
7213999000	Oth Bar,hot-roll,irreg. wound coil,iron/ non-alloy steel,circular less than 14mm	25	25	26 149	26 149
7214101100	Oth bars,rods of iron, non-alloy steel forged,carbon<0.6%,circlr cross-section	-	3 850	-	3 047
7214101900	Oth bars,rods of iron, non-alloy steel forged,carbon<0.6%,not circular	96 412	263 932	743 703	1 654 141
7214102900	Oth bars,rods of iron, non-alloy steel forged,carbon >= 0.6%,not circular	-	24 000	-	13 560
7214203100	Cont. indentation,rib,groove,carbon<0.6% circ. cross-section,for concrete/rebar	200 170	525 041	78 367	311 403
7214203900	Cont. indentation,rib,groove,carbon<0.6% circ. cross-sect. not for concrete/rebar	734 642	3 200 721	333 899	1 392 516
7214206900	Cont.indentation,rib,groove,carbon>=0.6% not circ.cros.sec.not for concrete/rebar	-	12 926	-	2 745
7214911010	Concrete steel, hot-rolled,hot-drawn , hot-extruded, carbon < 0.6%	55 538	791 299	18 655	290 952
7214911090	Other bars & rods, hot-rolled,hot-drawn or hot-extruded, carbon < 0,6 %	-	6 281	-	7 053
7214912010	Concrete steel, hot-rolled,hot-drawn , hot-extruded, carbon >= 0.6%	330	385	155	185
7214912090	Other bars & rods, hot-rolled,hot-drawn or hot-extruded, carbon >= 0,6 %	-	33	-	140
7214991010	Carbon,oth than of circular cross- section: concrete steel	59 340	630 251	20 874	226 073
7214991090	Oth. carbon, other than of circular cross-section	-	900	-	44
7214999010	Oth. carbon, other than of circular cross-section concrete steel	85 006	848 973	39 623	300 731
7214999020	Oth. carbon, other than of circular cross-sect:shaft bars; manganese steel	100	4 114	40	12 922
7214999090	Oth.Than Concrete steel, Shaft bars, manganes steel	30 015	404 861	23 304	134 242
7215100000	Oth bars & rods of iron/non-alloy steel free-cutting steel,cold-formed/finished	1 100	15 984	268	7 427
7215501000	Oth bars & rods of iron/non-alloy steel containing by weight 0.6% or more of	-	23 974	-	28 058
7215509900	Oth bars & rods of iron/non-alloy steel, cont.carbon<0.6%,not for concrete/rebar	21 497	65 439	15 480	111 863
7215909000	Manganese steel/shaft bars,containing by weight less than 0.6% of carbon	2 090	9 700	577	3 424
7216100000	U, i or h sections , not further worked than hot-rolled, of a height < 80 mm	1 500	3 350	100	654
7216210000	L section of iron/non-alloy steel, not worked than hot-rolled,of a height<80 mm	346	2 498	126	1 646
7216220000	T section of iron/non-alloy steel, not worked than hot-rolled,of a height<80 mm	135 333	1 648 431	77 816	928 730
7216310000	U, l or H sections, not further worked U sections	75 828	75 971	78 484	78 576
7216320000	U, l or H sections, not further worked l sections	234 968	938 600	132 738	509 475
7216330000	U, l or H sections, not further worked H sections	136 181	556 172	59 950	285 465
7216400000	L/T sect,not further work than hot-roll hot-drawn/extrud,a height of 80mm /more	190	49 326	926	21 571
7216501000	Oth angles,shapes&sections,not further of a height of less than 80 mm	-	27 671	-	21 327
7216509000	Oth angles, shapes & sect,not further of a height of more than 80 mm	9 770	118 975	4 241	80 639
7216990000	Oth angles,shapes&sect,not further work oth than cold form/finish,flat roll prod	11 027	294 015	7 030	104 844

Tabel 3 : Ekspor Indonesia menurut Komoditi ( Kode HS 10 digit )  
**Export of Indonesia by Commodity ( 10 digit of HS Code )**

Mei 2016

**May**

Kode H S H S Code	Uraian golongan barang Group description	Berat bersih / Net weight (Kg)		Nilai / Value F.O.B. ( U S \$ )	
		Bulan ini Current month	Kumulatif Cum. Jan. to date	Bulan ini Current month	Kumulatif Cum. Jan. to date
(1)	(2)	(3)	(4)	(5)	(6)
7217101000	Wire of iron/non-alloy steel,not platd/ coated,cont.carbon < 0.25% by weight	14 405	45 732	27 835	86 640
7217102200	Wire: bead,flat hard steel reed,prestres concrete steel,0.25%>cont.carbon<0.6%	40	13 000	313	42 908
7217102900	Other wire of iron or non-alloy steel, not plate/coated, 0.25% =< carbon < 0.6%	2 598	10 714	2 696	5 335
7217103110	Prestressed concrete steel wire, contain carbon>=0.6% by weight	-	628 620	-	463 064
7217103190	Wire: spokes,bead,reed,free cut.steel contain carbon>=0.6% by weight	-	230	-	345
7217103900	Other wire of iron or non-alloy steel, not plated/coated, cont. carbon >= 0.6%	208 958	806 815	336 154	1 257 856
7217201010	Wire of iron/non-alloy steel,plated w/ zinc > 240gr/m2, cont.carbon < 0.25%	160	324 244	3 113	176 802
7217201090	Wire of iron/non-alloy steel,plated w/ zinc <= 240gr/m2, cont.carbon < 0.25%	-	423 430	-	199 056
7217209900	Oth than high carbonsteel core wire,for aluminium conduct steel reinforced(acsr)	1 676 445	7 865 490	1 278 757	5 986 481
7217301900	Wire of iron/non-alloy steel,plated or coated with out tin,cont.carbon <0.25%	95 732	124 208	94 737	135 192
7217303110	Copper alloy coated w/brass of pneumatic rubbers tyre	141 911	183 527	191 672	346 671
7217303190	Copper alloy coated with other copper alloys of pneumatic rubbers tyre	27 275	43 091	24 790	46 705
7217303200	Wire of iron/non-alloy steel,plated/coat with tin, cont.carbon>=0.6%	-	54	-	28
7217909000	Oth wire iron/non-alloy steel,plate/coat with other metals, 0.25%>=cont.carbon	238	357	7 954	9 248
7218100000	Ingots & oth primary forms of stainless steel	25 922	35 122	23 940	32 911
7218990000	Oth semi-finished prod.of stainless steel	738	21 034	3 015	22 842
7219110000	Flat-roll prod of stainless steel,hot rolled,in coil of a thick exceed 10mm	136 456	2 088 949	73 511	1 186 363
7219140000	Flat-roll prod of stainless steel,hot rolled,in coil of a thickness<=3mm	-	28	-	790
7219310000	Flat-rolled prod.of stainless steel, cold rolled, of a thickness >= 4.75 mm	-	1 120	-	2 060
7219320000	Flat-rolled prod.of stainless steel, cold rolled, 3 mm =< thickness < 4.75 mm	17 189	55 415	24 206	88 750
7219330000	Flat-rolled prod.of stainless steel, cold rolled, 1 mm < thickness < 3 mm	229 623	3 508 052	482 058	5 531 650
7219340000	Flat-rolled prod.of stainless steel, cold rolled, 0.5 mm =< thickness <= 1 mm	916 154	9 270 817	1 207 991	13 861 565
7219350000	Flat-rolled prod.of stainless steel, of a thickness < 0.5 mm	692 261	3 774 093	1 093 732	5 529 320
7219900000	Oth flat-roll prod.of stainless steel, thick>=1.5mm & <125mm patterns from roll	31	42 504	373	26 207
7220129000	Hoop & strip of stainless steel, hot rolled,of a thick < 4.75 mm,width>400mm	-	72	-	4 368
7220209000	Hoop & strip of stainless steel, cold rolled, width>400mm	-	157	-	1 797
7220901000	Hoop & strip of stainless steel, not cold rolled, width < 400mm	7 765	26 893	33 117	118 230
7220909000	Hoop & strip of stainless steel, not cold rolled, width > 400mm	152 007	774 004	791 516	4 086 391
7221000000	Bars & rods, hot-rolled,in irregularly wound coils, of stainless steel.	169	2 130	720	13 377
7222110000	Bars,rods, hot-rolled, in irregularly of circular cross-section	1	8	52	368
7222190000	Bars,rods, hot-rolled, in irregularly of not circular cross-section	330	25 172	193	40 438
7222201000	Bars,rods, cold-formed or cold-finished of circular cross-section	-	2 418	-	4 137
7222209000	Bars,rods, cold-formed or cold-finished of not circular cross-section	-	2 966	-	6 093

Tabel 3 : Ekspor Indonesia menurut Komoditi ( Kode HS 10 digit )  
**Export of Indonesia by Commodity ( 10 digit of HS Code )**

Mei 2016

**May**

Kode H S H S Code	Uraian golongan barang Group description	Berat bersih / Net weight (Kg)		Nilai / Value F.O.B. ( U S \$ )	
		Bulan ini Current month	Kumulatif Cum. Jan. to date	Bulan ini Current month	Kumulatif Cum. Jan. to date
(1)	(2)	(3)	(4)	(5)	(6)
7222309000	Other bars and rods of not circular circular cross-section	3 473	9 281	2 824	7 873
7222409000	Angles,shapes&sections, further worked than hot-rolled,hot-drawn or extruded	-	3 134	-	1 207
7223000000	Wire of stainless steel having a cross- sectional dimension exceeding 13 mm	496 361	2 409 350	1 402 831	7 025 453
7224100000	Ingots & oth primary forms of oth alloy steel	25 868	25 868	16 814	16 814
7224900000	Semi-finished prod. of oth alloy steel	-	28 910	-	99 652
7225110000	Grain-oriented of silicon-elect steel a width of 600 mm or more.	-	42 852	-	123 392
7225401000	Flat-roll high speed steel,width>=600mm, not further work th hot-roll,not in coil	-	5 160	-	1 585
7225409000	Flat-roll not high speed steel,w.>=600mm not further work th hot-roll,not in coil	-	8 320	-	2 209
7225509000	Flat-roll not high speed steel,w.>=600mm not further worked than cold-rolled	-	1 728	-	3 944
7225929000	Oth flat-roll not hi.sped stel,w.>=600mm otherwise plated or coated with zinc	-	59 541	-	17 449
7225999000	Oth flat-roll not hi.sped stel,w.>=600mm otherwise plated or coated with not zin	-	9 985	-	5 001
7226111000	Hoop & strip, grain-oriented of silicon electrical steel, of a width <= 400 mm	-	54 226	-	101 145
7226119000	Hoop & strip, grain-oriented of silicon elect steel, of a width >400 mm,<600mm	-	103 742	-	67 432
7226191000	Hoop,strip,oth than grain-orient of silicon elect steel,of a width<= 400 mm	-	2 494	-	2 214
7226199000	Hoop,strip,oth than grain-orient of silicon elect steel,of width>400mm,<600m	-	200	-	200
7226919000	Hoop,strip of oth alloy steel,hot rolled width >400 mm, <=600mm	-	927 591	-	367 685
7226921000	Hoop,strip of oth alloy steel, cold rolled, of a width <= 400 mm	212	212	3 106	3 106
7226999900	Hoop&strip of oth alloy steel, w.>400mm& <= 600mm,plated/coated w/out zinc	-	10	-	465
7228109000	Bars & rods, of high speed steel,not of circular a cross-section	2 913	22 229	44 176	195 010
7228201900	Bars&rods,silico-mangan steel,circular cross-section,not hot-roll/drawn/extrude	20	20	100	100
7228301000	Oth bars&rods,of silico-manganese steel of circular cross-section	-	20 796	-	19 329
7228309000	Oth bars&rods,of silico-manganese steel not of circular cross-section	-	50 147	-	68 500
7228401000	Oth bars,rods,not further worked than forget, of circular cross-section	180	180	946	946
7228409000	Oth bars,rods,not further worked than forget, not of circular cross-section	-	100	-	1 977
7228501000	Oth bars,rods,not formed/cold finished of circular cross-section	-	14 124	-	304
7228609000	Other bars and rods : not of circular cross-section	-	58 091	-	21 785
7228709000	Angles,shapes&sections,oth bars&rods, cross-section,not hot-roll/drawn/extrude	-	9 630	-	13 523
7229200000	Wire of silico-manganese steel	-	3	-	25
7229901000	Wire of other alloy steel. of high speed steel	3 180	20 670	4 387	27 463
7229909010	Wire of other alloy steel. not of high speed steel,chromium>=0.5%	463 963	1 962 019	893 740	4 298 758
7229909090	Wire of other alloy steel. not of high speed steel,chromium<0.5%	50	62 657	46	87 286
7301100000	Sheet piling of iron or steel	107 792	657 824	228 816	1 292 241
7301200000	Angles, shapes and sections of iron or steel	4 949	45 011	2 696	64 957
7302100000	Rails of iron or steel	-	5 335	-	8 736
7302400000	Fish-plates and sole plates of iron or steel	4 450	28 320	7 298	18 368
7302901000	Sleepers, of iron or steel	-	540	-	33 171
7302909000	Other than sleepers, of iron or steel	22 130	109 846	56 577	402 840
7303001100	Hubless tubes and pipes	5 404	20 576	83 002	183 959

Tabel 3 : Ekspor Indonesia menurut Komoditi ( Kode HS 10 digit )  
**Export of Indonesia by Commodity ( 10 digit of HS Code )**

Mei 2016

**May**

Kode H S H S Code	Uraian golongan barang Group description	Berat bersih / Net weight (Kg)		Nilai / Value F.O.B. ( U S \$ )	
		Bulan ini Current month	Kumulatif Cum. Jan. to date	Bulan ini Current month	Kumulatif Cum. Jan. to date
(1)	(2)	(3)	(4)	(5)	(6)
7303001900	Tubes and pipes with hub	9 020	244 444	3 850	650 370
7303009010	Hollow profiles, of cast iron with an external diameter < =100 mm	-	3	-	21
7303009090	Hollow profiles, of cast iron with an external diameter > 100 mm	57 445	231 566	48 198	237 747
7304110000	Tubes, pipes and hollow profiles, seamless, of stainless steel	29 755	832 828	34 696	215 046
7304190000	Oth.tube,pipe&hollow profile,seamless, line pipe of a kind use for oil/gas pipe	1 480 204	5 457 010	1 804 558	7 885 468
7304220090	Oth.tube,pipes&hollow profile,seamless, unworked pipe end	144 770	400 008	288 227	1 443 357
7304230010	Unfinished drill pipe (green pipe) with yield strength less than 75,000 psi	-	90	-	250
7304230090	Oth. unfinished drill pipe (green pipe)	21 200	54 200	3 000	11 700
7304240090	Oth.unfinish casetube&unworked pipe end with yield strength less than 75,000 psi	1 385 456	3 552 156	5 311 463	17 022 458
7304290010	Unfinish casetube&unworked pipe end with yield strength less than 75,000 psi	-	616 866	-	1 431 547
7304290090	Oth.unfinish casetube&unworked pipe end with yield strength less than 75,000 psi	3 042 656	29 679 380	4 110 827	83 115 295
7304319000	Circular cross-section,iron/non-alloy steel,diameter>=140mm&carbon>=0.45%	-	151 813	-	482 814
7304399000	Oth circ.cross-section,iron/non-alloy, steel,diameter>=140mm&carbon>=0.45%	257	1 293	4 363	18 966
7304410000	Cold-drawn or cold-rolled (cold-reduced) stainless steel	-	15 447	-	54 480
7304490000	Oth. Cold-drawn or cold-rolled (cold-red uced) stainless steel	934	1 674	1 151	4 444
7304519000	Oth tubes/pipes/hollow profiles,seamless cold rolled,crclr c-s of oth alloy stee	17	185	8	3 253
7304590000	Oth.Drill rod casing&tubing with pin& sect.of oth alloy steel,cold rolled	2	257	1 002	11 191
7304909000	Oth tubes/pipes/hollow profiles,seamless steel,diameter>=140mm&carbon>=0.45%	390 853	442 743	242 255	512 451
7305110000	Lines pipe, for oil or gas longitudinal submerged arc welded of iron/steel	709 590	10 385 601	282 129	12 426 212
7305191000	Oth line pipe iron/steel for oil,exter. diam.>406.4mm,spiral/helical submerged	2 940	10 019	876	3 934
7305199000	Oth line pipe iron/steel for oil,exter. diam.>406.4mm,not spiral/helical submerg	24 491	305 714	27 273	141 644
7305200000	Casing of iron/steel used in drilling for oil/gas external diameter 406.4mm	-	11 493	-	11 697
7305311000	Lines pipe, for oil or gas longitudinal welded,stainless steel pipes&tubes	260 706	262 706	84 489	94 373
7305319000	Lines pipe, for oil or gas longitudinal welded,not stainless steel pipes&tubes	70	2 440	55	1 255
7306111000	Line pipe,use for oil/gas pipeline,welde of stainless steel,Electric Resistance	6 730	6 730	3 294	3 294
7306119000	Line pipe,use for oil/gas pipeline,welde of other steel	36 217	270 251	84 297	657 004
7306192000	Oth line pipe use for oil/gas pipe welde oth stainles stel,spiral/helical submege	-	10	-	54
7306199000	Oth line pipe use for oil/gas pipe welde oth stainles stel,not ERW&spiral/helical	13 963	67 811	5 536	2 010 381
7306290000	Oth.casing&tubing of a kind use in drill ing,welded,of stainless steel	-	48 955	-	649 009
7306302020	Boilr tube weld,of single/double walled, copp plate,intrnl diamtr>=12.5mm	419 240	1 246 909	310 258	873 603
7306304090	Oth welded,sircular cross-saction,high pressure pipe,intrnl diamtr>=12.5mm	-	3 602	-	364
7306309010	Oth.boilr tube weld,of single/double welled,coppr plate,intrnl diamtr<12.5mm	-	9	-	1 637
7306309090	Oth.boilr tube weld,of single/double walled,coppr plate,intrnl diamtr>=12.5mm	41 037	860 367	94 222	921 738
7306402000	Welded boiler tubes of stainless steel with internal diametre >12.5 mm	33	33	940	940

Tabel 3 : Ekspor Indonesia menurut Komoditi ( Kode HS 10 digit )  
**Export of Indonesia by Commodity ( 10 digit of HS Code )**

Mei 2016

**May**

Kode H S H S Code	Uraian golongan barang Group description	Berat bersih / Net weight (Kg)		Nilai / Value F.O.B. ( U S \$ )	
		Bulan ini Current month	Kumulatif Cum. Jan. to date	Bulan ini Current month	Kumulatif Cum. Jan. to date
(1)	(2)	(3)	(4)	(5)	(6)
7306409000	Oth,not welded of circular cross sect. with internal diameter > 12,5 mm	42 580	250 947	146 880	804 159
7306509090	Oth.boilr tube,weld,of circlr cross-high pressure conduits	46 195	259 392	94 040	524 657
7306610090	Oth.boilr tube,weld,square/rectangular cross sectin,with int.diamtr>12,5mm	-	1 056 452	-	1 592 986
7306901090	Bundy-weld pipes and tubes,with internal diameter > 12,5mm	-	17 243	-	43 112
7306909090	Oth.thn bundy-weld pipes & tubes, with internal diameter > 12,5mm	98 366	966 750	203 777	1 465 362
7307111000	Cast fitting of non-malleable cast iron hubless tube or pipe fittings	600	600	2 823	2 823
7307119000	Cast fitting of non-malleable cast iron tube or pipe fittings with hub	11 139	161 761	10 054	168 303
7307190000	Cast fitting of other than non-malleable cast iron	551 770	3 263 035	1 083 309	6 995 398
7307211000	Oth pipe of stainless steel flanges internal diameter<15cm	406	5 107	6 817	21 368
7307219000	Oth pipe of stainless steel flanges internal diameter>=15cm	115 397	582 930	332 106	1 728 742
7307221000	Oth pipe,stainless steel threaded ellbow ,bends&sleeves,internal diameter<15cm	12 587	280 066	104 950	436 342
7307229000	Oth pipe,stainless steel threaded ellbow ,bends&sleeves,internal diameter>=15cm	3 123	27 007	20 748	175 440
7307231000	Oth pipe,stainless steel butt welding, fittings, internal diameter<15cm	10 987	110 763	27 126	105 204
7307239000	Oth pipe,stainless steel butt welding, fittings, internal diameter>=15cm	7 792	358 575	62 311	1 705 107
7307291000	Oth stainlss steel oth.than flanges,butt welding,threaded elbow,bend&sleeve<15cm	318	10 079	2 651	71 280
7307299000	Oth stainlss steel oth.than flanges,butt welding,threaded elbow,bend&sleeve>=15cm	67 870	575 931	182 555	1 865 698
7307911000	Oth tube or pipe fittings flanges, internal diameter<15cm	13 007	30 939	59 537	167 166
7307919000	Oth tube or pipe fittings flanges, internal diameter>=15cm	34 798	51 125	271 335	360 189
7307929000	Oth tube/pipe fittings threaded elbows, bends&sleeves,internal diameter>=15cm	71 721	122 664	4 512	99 796
7307931000	Oth tube/pipe fittings,butt welding fittings,internal diameter<15cm	-	6	-	132
7307939000	Oth tube/pipe fittings,butt welding fittings,internal diameter>=15cm	4 749	4 808	3 199	6 565
7307991000	Oth tube/pipe fittings,not butt welding/ flanges/elbows,internal diameter<15cm	21 437	92 166	630 393	1 599 394
7307999000	Oth tube/pipe fittings,not butt welding/ flanges/elbows,internal diameter>=15cm	573 291	6 481 085	2 826 634	55 122 755
7308101000	Bridges and bridge sect. w prefab'ted type joined by shear connectors	-	337	-	1 052
7308109000	Other bridges and bridge sections	309 018	4 913 312	1 417 966	13 157 082
7308201100	Towers with prefabricated modular type joined by shear connectors	-	80	-	149
7308201900	Other towers	10 747 810	37 780 500	14 893 308	54 896 629
7308202900	Other lattice masts	129 564	403 602	8 380	307 059
7308300000	Doors, windows and their frames & thres hold for doors	39 157	133 449	159 717	461 028
7308401000	Equip. for scaffolding w prefabricated modlr type joined by shear connectors	18 474	18 474	19 464	19 464
7308409000	Other equipment for scaffolding, shutter ing, propping or pit propping	642 695	3 582 679	453 062	34 639 109
7308902000	Other, prefabricated modular type joined by shear connectors	39 955	42 737	61 064	124 965
7308904000	Oth corrug,curved/bent galv'd plt f ass 'bly.into undgrnd conduits&culvert	699 089	1 397 913	944 772	1 872 940
7308906000	Other structures & parts of structures, perforated cable trays	-	5 867	-	138 514
7308909200	Other structures & parts of structures, guardrails	-	1 784	-	7 929

Tabel 3 : Ekspor Indonesia menurut Komoditi ( Kode HS 10 digit )  
**Export of Indonesia by Commodity ( 10 digit of HS Code )**

Mei 2016

**May**

Kode H S H S Code	Uraian golongan barang Group description	Berat bersih / Net weight (Kg)		Nilai / Value F.O.B. ( U S \$ )	
		Bulan ini Current month	Kumulatif Cum. Jan. to date	Bulan ini Current month	Kumulatif Cum. Jan. to date
(1)	(2)	(3)	(4)	(5)	(6)
7308909900	Other structures & parts of structures, not guardrails	6 480 184	32 132 707	114 980 377	183 626 626
7309001100	Reservoir,tank,vat&similar,of iron/steel ,cap.>300ltr,lined/heat-insulated	5 710	5 710	6 300	6 300
7309001900	Reservoir,tank,vat&similar,of iron/steel ,cap.>300ltr,not lined/heat-insulated	2 299 913	5 773 776	5 199 086	7 550 063
7309009900	Oth reservoi,tank,vat&similar,iron/steel ,cap.>300ltr,not lined/heat-insulated	3 660	770 890	3 555	5 249 145
7310101000	Tank,cask,drum,can,boxe&similar,capacity >50L<=<=300L,of tinsplate	95 622	175 013	42 313	86 144
7310109010	Tank,cask,drum,can,boxe&similar,cap.>50L <=<=300L,not tinsplate,steel casting rough	505	3 125	230	8 523
7310109020	Tank,cask,drum,can,boxe&similar,cap.>50L <=<=300L,not tinsplate,steel forging/stamp	670	1 139	642	906
7310109090	Tank,cask,drum,can,boxe&similar,cap.>50L <=<=300L,not tinsplate,not casting&forging	58 073	202 888	227 631	867 688
7310211010	Cans <1L,closed by soldering of iron/ steel casting in the rough	-	5	-	328
7310211090	Oth.cans <1L,closed by soldering of iron /steel	795 835	1 705 228	1 719 718	3 494 327
7310219100	Oth.cans >1L & <50L,closed by soldering of iron/steel	55 038	426 468	166 116	1 136 838
7310219990	Oth.cans >1L & <50L,closed by soldering of iron/steel	16 220	78 506	27 451	81 650
7310291010	Cans <1L,not soldering of iron/steel casting in the rough	17	17	17	17
7310291090	Oth.cans <1L,not soldering of iron/steel	124 800	694 304	351 722	2 037 405
7310299100	Oth.cans >1L & <50L,not soldering of iron/steel	-	86	-	165
7310299910	Cans >1L & <50L,not soldering of iron/ steel casting in the rough	-	236 941	-	193 852
7310299990	Oth.cans >1L & <50L,not soldering of iron/steel	615 920	1 775 671	547 622	2 237 061
7311002100	Cont'ners for compressed/liquefied gas seamless stl cylinders, capacity<30L	580	590	650	1 169
7311002200	Cont'ners for compressed/liquefied gas, seamless stl cylinders,cap.>=30L<<=110L	101 502	379 104	22 367	88 255
7311002900	Cont'ners for compressed/liquefied gas seamless stl cylinders,capacity>=110L	8 750	83 843	16 250	52 459
7311009310	Other containers of iron or steel with capacity<=7,3L	-	2	-	500
7311009390	Other containers of iron or steel with capacity>7,3L<<=30L	159 015	280 815	37 198	85 125
7311009900	Other containers of iron or steel capacity>=110L	116 816	898 000	128 033	5 042 032
7312101000	Standed wr,ropes & cables for locked coil,flatt'ed strands&non rottnng wr rp	7 397	35 513	4 655	71 628
7312102000	Stranded wire,rope&cables by plated / coatd wth brass,& of a nom.d<=3mm	3 397 553	13 979 599	5 532 579	24 000 838
7312109110	Other stranded wire, rope and cables prestresed concrete strand wire	299 428	1 892 948	271 707	1 545 616
7312109190	Other stranded wire, rope and cables not prestresed concrete strand wire	15	130 510	621	111 936
7312109900	Stranded wire, rope and cables with stranded wire of diameter of>3 mm	207 386	360 985	761 993	2 652 532
7312900000	Oth stranded wire, rope and cables, plaitd bnds,slings&of ir/stl not elect	436 716	2 847 536	1 012 701	5 192 928
7313000000	Barbed wr of iron/steel; twisted hoop & of a kind used f fencing of iron/stl	66 644	371 562	83 512	441 679
7314140000	Woven cloth, of stainless steel	2 884	156 224	26 528	311 766
7314191000	Endless bands for machinery oth thn of stainless steel	8	828	25	578
7314199000	Other woven cloth, not stainless steel	6 855	8 930	3 814	8 531
7314200000	Grill&fencing,welded at the intersect of wr wth a max.sect.d>3mm&mesh s>100cm	161	2 628	28 637	34 590
7314390000	Oth grill, netting and fencing,welded at the intersection	-	27 406	-	15 240
7314410000	Oth cloth, grill, netting and fencing by plated or coated with zinc	433 070	1 948 380	527 703	2 182 439
7314420000	Oth cloth, grill, netting and fencing by coated with plastics	15 794	274 259	20 184	327 213
7314490000	Oth cloth, grill, netting and fencing	-	300 847	-	18 826
7314500000	Expanded metal	-	2 590	-	856
7315111000	Roller chain for bicycles of mild steel	1	267	24	1 206

Tabel 3 : Ekspor Indonesia menurut Komoditi ( Kode HS 10 digit )  
**Export of Indonesia by Commodity ( 10 digit of HS Code )**

Mei 2016

**May**

Kode H S H S Code	Uraian golongan barang Group description	Berat bersih / Net weight (Kg)		Nilai / Value F.O.B. ( U S \$ )	
		Bulan ini Current month	Kumulatif Cum. Jan. to date	Bulan ini Current month	Kumulatif Cum. Jan. to date
(1)	(2)	(3)	(4)	(5)	(6)
7315119100	Oth mild steel for roller chain,transmis pitch length>=6mm<&lt;32mm	-	2 736	-	12 789
7315119900	Oth mild steel for roller chain,transmis pitch length>32mm	3 514	5 607	14 490	71 893
7315121000	Other roller chain of mild steel bicycle or motorcycle chain	803	37 737	90	42 712
7315129000	Other roller chain of mild steel not bicycle or motorcycle chain	9 935	4 065 807	19 620	13 419 222
7315191000	Roller chain part for bicycles of motorcycle chain	327	3 257	3 422	76 114
7315199000	Roller chain part not for bicycles of motorcycle chain	-	473	-	1 092
7315200000	Skid chain of mild steel	-	672	-	1 043
7315820000	Other, welded link of mild steel	45 219	140 718	51 277	160 987
7315899000	Other chain of mild steel not for motorcyclcles and bicycles	1	14 020 980	80	41 986 753
7315909000	Other parts of chain not for motorcyclcle and bicycles	264 917	1 586 070	614 776	3 867 367
7316000000	Anchors, grapnels and parts thereof, of iron or steel	23 574	149 986	54 979	173 242
7317001000	Wire nails	5 046	25 216	12 321	66 308
7317002000	Staples	450	4 091	150	1 173
7317009010	Dog spikes for rail sleepers,carding - tacks&similar articles,of iron or steel,	-	69	-	382
7317009090	connector & anti-splitting,connector and Hob nails for footwear, ring nails	1 415	25 660	5 195	40 358
7318110000	Threaded articles for coach screws	25 304	34 772	62 642	97 577
7318120000	Other wood screws with an external diameter not exceeding 16 mm	2 586	4 756	7 760	14 866
7318130000	Screw hooks and screw rings with an external dmtr not exceeding 16mm	1	285	5	2 153
7318140000	Self tapping screw with an external diameter not exceeding 16 mm	13 256	18 552	51 352	73 012
7318150000	Screw metal with/without nuts/washers with an external diameter <=16 mm	1 310 976	7 114 562	4 243 915	22 905 117
7318160000	Nuts with an external diameter not exceeding 16 mm	151 548	815 872	1 222 091	6 445 957
7318190000	Other threaded articles of an external diameter not exceeding 16 mm	17 762	100 950	42 838	335 302
7318210000	Non threaded artic. for spring washers & oth lock washers w an ext'nal d<16mm	397	13 823	4 450	70 766
7318220000	Other washers with an external diameter not exceeding 16 mm	15 266	79 366	278 936	1 248 435
7318230000	Rivet with an external diameter not exceeding 16 mm	1 069	6 007	10 873	42 931
7318240000	Cotters& cotters pins with an external diameter not exceeding 16 mm	6 277	23 288	64 676	228 399
7318290000	Oth non threaded articles wth an external diameter <= 16 mm	94 772	412 412	434 500	1 852 970
7319400000	Safety pins	172	19 277	5 585	47 134
7319901000	Sewing, daming, ambroldary needles	3	315	351	15 108
7319909000	Other needles, not for sewing	2 318	14 078	53 844	139 540
7320101100	Leaf springs & leaves for motor vehicles ,>10 persons,gross weight<24T	2 281 400	11 932 511	4 180 573	21 910 641
7320101900	Leaf springs & leaves for motor vehicles ,gross weight>24T	22 662	252 242	36 266	359 122
7320109000	Other leaf springs and leaves	362	1 137	3 472	12 327
7320201000	Helical springs for motor vehicles	65 715	327 933	318 503	1 534 274
7320209000	Other Helical springs for motor vehicles	5 232	27 014	67 465	403 801
7320901000	Other springs and leaves for motor vehicles	7 721	41 231	144 110	736 572
7320909000	Other springs and leaves	119 566	446 618	259 833	1 291 910
7321110000	Cooking appliances and plate warmers For gas fuel or for both gas and other	104 034	619 456	598 508	3 297 937
7321120000	Cooking appliances and plate warmers wit h liquid fuel	46 233	185 506	167 648	667 475
7321190000	Other Cooking appliances & plate warmers including appliances for solid fuel	4 516	14 256	13 169	37 952
7321810000	Other appliances with gas fuel or for both gas and other fuels	-	1 425	-	2 925
7321890000	Other appliances with solid fuel	-	4 735	-	19 988

Tabel 3 : Ekspor Indonesia menurut Komoditi ( Kode HS 10 digit )  
**Export of Indonesia by Commodity ( 10 digit of HS Code )**

Mei 2016

**May**

Kode H S H S Code	Uraian golongan barang Group description	Berat bersih / Net weight (Kg)		Nilai / Value F.O.B. ( U S \$ )	
		Bulan ini Current month	Kumulatif Cum. Jan. to date	Bulan ini Current month	Kumulatif Cum. Jan. to date
(1)	(2)	(3)	(4)	(5)	(6)
7321901000	Oth cooking appliances & plate warmers of burner for kerosene stoves	760	55 247	1 672	44 975
7321902000	Other Cooking appliances and plate warmers	836	3 291	5 701	25 975
7321909000	Other Cooking appliances and plate warmers	44 364	219 376	90 178	494 623
7322110000	Radiators and parts of cast iron	-	900	-	2 104
7322190000	Other parts of radiators	15	2 090	30	7 953
7322900000	Other radiators for central heating	685	8 819	2 672	10 838
7323100000	Iron/steel wool; pot scourers&scouring or polishing pads, gloves and the like	23 271	126 817	98 830	533 780
7323911000	Kitchenware of cast iron, not enamelled	88 735	178 550	275 303	1 516 541
7323912000	Household articles of cast iron not enamelled	-	943	-	730
7323919000	Household articles of cast iron not enamelled	4 597	29 930	15 222	100 303
7323920000	Household articles of cast iron, enamelled	12 290	167 407	96 939	1 417 555
7323931000	Kitchenware of stainless steel	226 006	942 007	1 511 396	7 047 413
7323932000	Other household articles of stainless steel	-	100	-	13
7323939000	Other household articles of stainless steel	76 404	340 283	962 975	5 260 430
7323940000	Household of iron(oth. than cast iron) or steel, enamelled	93 849	323 721	476 276	1 701 084
7323991000	Other kitchenware	4 183	73 212	33 099	387 269
7323992000	Ashtrays	7	7	271	271
7323999000	Other household articles of iron or steel	300 759	1 078 518	1 002 523	3 644 317
7324101000	Kitchen sinks of stainless steel	12 815	36 134	106 384	306 739
7324109000	Sinks and wash basins, of stainless steel, oth than kitchen sink	254	2 233	3 381	24 013
7324211000	Bath of cast iron, whether or not enamelled	125	350	48	234
7324290000	Oth sanitary	-	30	-	443
7324901000	Sanitary ware for flushing water closets or urinals (fixed type)	50	60	30	102
7324903000	Sanitary ware of bedpans,urinals ( portable type ) and chamber pots	-	4 398	-	18 180
7324909100	Part of kitchen sinks or bathtubs	-	40	-	1 334
7324909300	Part of flushing water closeta or urinals (fixed type)	285	285	3 000	3 000
7324909900	Oth sanitary ware and parts	315	3 664	9 866	50 647
7325102000	Manhole covers, gratings and frames therefor	-	12 790	-	21 112
7325109090	Spouts and cups for not latex collection	21 325	93 806	81 166	577 842
7325910000	Grinding balls and similar articles for mills	-	940	-	1 719
7325992000	Manhole covers, gratings and frames therefor	1 375	34 390	421	10 518
7325999000	Oth than cast articles of iron or steel	239 157	1 182 683	898 063	3 763 091
7326110000	Grinding balls and similar articles for mills	206	6 141	190	19 657
7326190000	Other articles of iron or steel but not forged or stamped	365 936	1 609 138	644 174	3 467 150
7326205000	Poultry cages and the like articles of iron or steel wire	296	1 142	61	559
7326209000	Poultry cages and the like oth than articles of iron or steel wire	2 028 406	7 319 501	2 563 137	9 217 594
7326901000	Ships' rudders not forged or stamped	560	3 588	15 067	82 985
7326903000	Stainless stl shield&clamp assembly wth rubb.sl for hubless cast iron&pipes fit.	21 357	67 778	145 970	516 759
7326906000	Bunsen burners	1 050	15 325	3 254	22 183
7326907000	Stainless steel shield, clamp assembly horses shoes, riding boot spurs	1 354	7 012	15 445	79 691
7326909100	Cigarette cases and boxes	48 156	313 557	66 310	447 380
7326909910	Spouts and cups for latex collection	37	724	3 100	6 978
7326909920	Rat traps but not forged or stamped	-	34	-	21
7326909990	Other articles not forged or steamed	885 191	6 076 879	1 724 764	16 542 035
7401000000	Copper mattes, cement copper (precipitated copper)	120 000	208 730	129 600	294 381
7402000000	Unrefined copper, copper anodes for electrolytic refining.	2 195	21 451	18 603	144 114
7403110000	Refined copper for cathodes and sections of cathodes	10 452 769	62 543 532	50 572 894	298 409 142
7403120000	Refined copper for wire-bars	2	560	32	9 735
7403210000	Copper alloys for copper-zinc base alloys (brass)	974	15 783	11 210	57 825
7403220000	Copper alloys for copper-tin base alloys (bronze)	137 000	182 761	572 392	738 414
7403290000	Copper alloys for oth copper alloys (oth than master alloys of head.74.05)	-	1	-	463
7404000000	Copper waste and scrap	3 845 649	17 876 892	15 683 912	68 924 383
7405000000	Master alloys of copper	-	135	-	1 765



Tabel 3 : Ekspor Indonesia menurut Komoditi ( Kode HS 10 digit )  
**Export of Indonesia by Commodity ( 10 digit of HS Code )**

Mei 2016

**May**

Kode H S H S Code	Uraian golongan barang Group description	Berat bersih / Net weight (Kg)		Nilai / Value F.O.B. ( U S \$ )	
		Bulan ini Current month	Kumulatif Cum. Jan. to date	Bulan ini Current month	Kumulatif Cum. Jan. to date
(1)	(2)	(3)	(4)	(5)	(6)
7407104000	Bar androdss of refined copper	1 276 000	8 049 088	6 564 886	40 474 090
7407210000	Of copper-zinc base alloys (brass)	-	18 679	-	75 962
7407290000	Other of copper alloys	45	23 666	114	116 376
7408111000	Of which the maximum cross sectional dimension does not exceed 14 mm	2 761 645	12 029 256	14 288 227	60 408 131
7408119000	Copper wire of which does exceed 14 mm	2 165 954	7 081 957	11 288 523	36 739 119
7408190000	Other wire of refined coppber	3 291 872	17 392 265	16 980 457	87 384 613
7408210000	Of copper-zinc base alloys (brass)	7	10 009	106	44 875
7408290000	Other copper alloys for copper wire	2 882	9 590	35 303	118 328
7409190000	Copper plates, sheets and strips, of refined copper, not in coils	14 211	127 545	39 677	363 746
7409210000	Copper plates, sheets,strips, of copper zinc base alloys (brass), in coils	179 682	789 182	799 920	3 441 135
7409290000	Copper plates, sheets,strips, of copper zinc base alloys (brass), not in coils	360	1 991	3 278	7 550
7409310000	Copper plates, sheets,strips, of copper tin base alloys (brass), in coils	-	29 945	-	136 593
7409390000	Copper plates, sheets,strips, of copper tin base alloys (brass), not in coils	6 314	19 563	33 481	103 423
7409900000	Other copper alloys, unrefined	135	3 934	708	6 733
7410120000	Copper alloys, refined, thickness < 0.15 mm, not backed	-	1	-	46
7410210010	Copper foil reinforced sheets/plates of polyamide, of refined copper, backed	12	160	4 090	5 827
7410220000	Reinforced sheets/plates of polyamide, of copper alloys, unrefined	-	2	-	384
7411100000	Copper tubes & pipes of refined copper	15 883	80 566	169 043	906 895
7411210000	Copper tubes & pipes of copper alloys with copper-zinc base alloys (brass)	1 757	10 467	27 366	112 772
7411290000	Other copper tubes and pipes	54	452	435	23 444
7412201000	Copper tube or pipe fittings of copper-zinc base alloys (brass)	61	9 687	6 611	132 123
7412209000	Copper alloys, not brass, refined	20 170	103 998	249 344	1 256 635
7413001000	Stranded wire,cable&etc, not electrical insul. a diameter not exceeding 28,28mm	-	24	-	26 011
7413009000	Stranded wire,cable&etc, not electrical insul. a diameter > 28,28 mm	13 029	228 169	39 807	239 566
7415101000	Nails & tacks, drwing pins,staples of copper iron or steel with head of copper	36	996	15	403
7415102000	Staples and similar articles of copper	-	295	-	512
7415109000	Tacks, drawing pins, staples & similar articles	223	667	7 212	55 695
7415210000	Washers (including spring washers) but not threaded	3 048	10 099	10 154	29 517
7415290000	Other articles of copper, not threaded	2	164	395	10 642
7415331000	Screws	1 635	37 527	920	87 347
7415332000	Bolts and nuts	3 641	13 551	20 584	34 531
7415390000	Other threaded articles	1 050	2 081	2 189	8 702
7418103000	Cooking/heating apparatus of kind used for household purposes,non electric&parts	195	1 904	330	4 324
7418109000	Other household articels and parts thereof of coppers	2 543	14 820	66 662	349 692
7418200000	Sanitary ware and parts thereof	1 495	4 598	18 955	69 292
7419100000	Chain and parts thereof of copper	-	6 500	-	1 688
7419910010	Fittings for fire hoses, of copper	14 929	65 243	301 476	1 047 319
7419910020	Reservoirs, tanks, vats and similar containers not fitted of copper	70	97	110	178
7419910030	Electroplating anodes,machine belt fastener, fittings for ships/oth vessel	-	650	-	763
7419910090	Oth table, kitchen,cast, moulded,stamped / forged but not further worked	-	53 970	-	48 517
7419993900	Grill and netting of copper wire cloth suitable for making mosquito nets	-	1	-	29
7419994000	Other grill and netting of copper wire springs	-	147	-	693
7419996000	Cooking/heating apparatus, oth than of a kind used for domestic purposes&parts	-	6	-	500
7419997000	Articles specially designed for use during religious rites	-	15	-	77
7419999090	Other articles of non copper	2 318	18 869	8 612	72 817

Tabel 3 : Ekspor Indonesia menurut Komoditi ( Kode HS 10 digit )  
**Export of Indonesia by Commodity ( 10 digit of HS Code )**

Mei 2016

**May**

Kode H S H S Code	Uraian golongan barang Group description	Berat bersih / Net weight (Kg)		Nilai / Value F.O.B. ( U S \$ )	
		Bulan ini Current month	Kumulatif Cum. Jan. to date	Bulan ini Current month	Kumulatif Cum. Jan. to date
(1)	(2)	(3)	(4)	(5)	(6)
7501100000	Nickel mattes	8 169 371	37 035 276	45 025 048	199 281 924
7502100000	Unwrought nickel, not alloyed	-	130 000	-	1 129 027
7503000000	Nickel waste and scrap	780	147 428	2 324	518 746
7504000000	Nickel powders and flakes	13	13	1 558	1 558
7505210000	Wire of nickel, not alloyed	-	20	-	14
7505220000	Wire of nickel alloys	-	5 310	-	113 734
7506200000	Nickel plates, sheets, strip and foil of nickel alloys	1	18	10	4 640
7507120000	Tubes and pipes of nickel alloys	1 300	5 462	13 000	86 204
7507200000	Tube or pipe fittings	101	165 641	3 353	136 470
7508903000	Bolts and nuts of non nickel	-	8 166	-	2 067
7508904000	Other articles suitable for use in building of non nickel	-	3	-	186
7508905000	Electroplating anodes,wrought or un-wrought, including those produced	6	47	3 091	31 583
7508909010	Screens for printing machines	2 060	2 060	11 655	11 655
7508909090	Other articles of nickel	9 634	23 792	441 007	1 115 909
7601100000	Unwrought aluminium, not alloyed	-	11 500 026	-	18 200 556
7601200000	Unwrought aluminium alloys	2 400 873	14 050 482	4 318 893	25 916 948
7602000000	Aluminium waste and scrap	988 744	4 758 104	1 079 321	5 022 688
7603100000	Aluminium powders of non lamellar structure	-	17 020	-	5 096
7603200020	Aluminium powders of lamellar structure	-	3	-	355
7604101000	Aluminium bars and rods not alloyed	1 798	80 366	18 924	573 880
7604109010	Profiles suitable for use as heat sink with cross-sect.dimention <17,5x17,5 cm	45	83	752	2 017
7604109090	Oth Aluminium profiles suitable for use as heat sink	4	12 955	15	61 793
7604211000	Perforated tube profile for evaporator coils of mtr vehicle ac mach.of alum.aly	-	10 358	-	49 851
7604219000	Oth hollow profiles of aluminium alloys	11 788	23 248	64 652	144 726
7604291000	Extruded bars and rods not surface treated	1 830 944	8 039 795	5 652 853	24 411 353
7604293000	Y-shaped profiles for zip fasteners, in coils of non aluminium alloys	-	118	-	2 612
7604299000	Other extruded bars, rods and profiles of non aluminium alloys	204 122	674 745	575 828	2 007 008
7605110000	Alum. wire of not alloyed which the max. cross-sect'l dim.exceeds > 7 mm	525 346	2 147 959	1 064 950	4 321 135
7605199000	Other aluminium wire of non aluminium not alloyed	40 243	132 709	109 269	395 028
7605210000	Alum. wire of aluminium alloys which the max.cross-sect'l dimension > 7 mm	-	10 000	-	26 650
7605290000	Aluminium wire of non aluminium alloys with a diameter not exceeding 0.254mm	18 509	204 760	46 279	508 471
7606111000	Aluminium plates,sheets&strip of plain or figured by rolling of thick.>0.2mm	3 396 146	13 455 907	6 948 171	28 132 049
7606119000	Oth aluminium plates,sheets&strip of plain/figured by rolling of thick.>0.2mm	2 349	18 667	22 702	200 112
7606122000	Aluminium plates, not sensitised of kind used in the printing industry	1 884	21 449	1 173	7 055
7606123100	Sheets of aluminium alloy 5082,5182,<1m in with incoils	-	90	-	44
7606123910	Sheets alum.litho grade sheet/coil alloy HA 1052 hardness temper H19&alloy	-	1 626	-	12 881
7606123990	Other aluminium sheet/coil not exceeding 1,000 mm in width	-	176	-	80
7606129000	Oth plain/figured by roll./press. but not surface treatedof non alum. alloys	112 183	288 357	278 792	678 623
7606910000	Oth alum. not alloyed,plain/figured by rolling/pressing not surface treated	1 280	2 762	124	12 870
7606920000	Oth aluminium alloyed,plain/figured by rolling/pressing not surface treated	5 141	54 791	2 211	36 018
7607110000	Aluminium foil not backed, rolled but not further worked	382 019	2 236 078	1 015 707	6 038 952
7607190000	Oth.aluminium foil alloy not rolled but not worked	40 287	132 303	103 797	281 268
7607200000	Aluminium foil backed	12 877	43 766	93 523	274 537
7608100000	Aluminium tubes and pipes of aluminium, not alloyed	14	54	86	126
7608200000	Aluminium tubes and pipes of aluminium alloys	272 206	1 217 883	1 309 523	5 733 168

Tabel 3 : Ekspor Indonesia menurut Komoditi ( Kode HS 10 digit )  
**Export of Indonesia by Commodity ( 10 digit of HS Code )**

Mei 2016

**May**

Kode H S H S Code	Uraian golongan barang Group description	Berat bersih / Net weight (Kg)		Nilai / Value F.O.B. ( U S \$ )	
		Bulan ini Current month	Kumulatif Cum. Jan. to date	Bulan ini Current month	Kumulatif Cum. Jan. to date
(1)	(2)	(3)	(4)	(5)	(6)
7609000000	Aluminium tube or pipe fittings (for example, coupling, elbows, sleeves)	16 963	132 838	43 352	751 986
7610100000	Alum. structures for doors, windows & their frames and thresholds for doors	114 196	571 298	826 018	4 496 112
7610909000	Oth alum. structures for bridges and bridge section, towers, lattice masts & etc	49 584	643 008	216 495	1 713 603
7611000000	Aluminium reservoirs, tanks, vats and similar containers for any material	2 306	16 721	17 761	39 208
7612100000	Aluminium collapsible tubular containers	33 408	133 777	211 179	976 998
7612909000	Oth. aluminium casks, drums, cans, boxes & containers, for any material	480 756	2 009 464	1 861 701	8 953 799
7613000000	Aluminium containers for compressed or liquified gas	77 222	185 317	264 538	1 093 979
7614101100	With steel core cables of a diameter not < 25.3 mm	8 888	38 363	24 595	59 594
7614101900	Other cable wth steel core	2 434	24 991	161 992	903 944
7614109000	Other stranded wire with steel core	23 334	584 740	115 280	1 446 460
7614901100	Cables without steel core of a diameter < 25.3 mm	3 750	202 199	11 087	1 622 883
7614901900	Other cable without steel core	20	6 300	225	9 754
7614909000	Other stranded wire without steel core	19 011	119 258	54 454	188 863
7615101000	Pot scourers and scouring or polishing pads, gloves and the like of aluminium	7 385	7 910	3 042	3 192
7615109000	Oth table, kitchen/oth household articles & parts thereof of aluminium	206 096	670 585	1 333 549	4 320 749
7615209000	Other sanitary ware and parts thereof of aluminium	15 973	51 644	95 641	305 409
7616102000	Staples and hooks of aluminium	32	77	4 236	8 368
7616109000	Tacks, rivets, cotters, cotter pins and washers of aluminium	32 698	57 240	78 246	359 462
7616910000	Other cloth, grill, netting and fencing, of aluminium wire	-	140	-	635
7616993000	Alum. slugs, round, of such dim. that the thick's > one tenth of the diameter	-	5 268	-	11 931
7616994000	Bobbins, spools, reels and similar supports for textile yarn	4 243	18 045	11 235	53 759
7616996000	Latex spouts and latex cups	5	5	127	127
7616999110	Venetian blinds	2 945	18 082	35 773	195 280
7616999190	Other venetian blinds	-	4 960	-	15 937
7616999900	Other Expanded metal	79 720	369 044	338 419	1 751 397
7801100000	Unwrought refined lead	443 050	2 029 019	775 073	3 619 437
7801910000	Unrefined lead containing by weight antimony as the principal other element	101 374	278 653	191 533	530 237
7801990000	Unrefined lead containing by weight antimony not as the principal oth elemen	50 180	273 641	76 210	463 858
7804110000	Lead sheets, strip and foil of a thickness < 0,2 mm	-	38	-	12 261
7804190010	Lead embossed, cut to shape, perforated, coated, printed, backed, reinforce material	-	148	-	2 121
7804190090	Oth lead waste & scrap, plates, sheets, strip and foil, lead powder & flakes	-	350	-	78
7806002000	Lead bars, rods, profiles and wire	17 040	17 091	145 638	147 298
7806003000	Lead, tubes, pipes and tube or pipe fittings	-	94	-	786
7806009090	Other articles of lead	400	400	2 275	2 275
7901110000	Zinc not alloyed containing by weight 99.99% or more of zinc	-	500	-	250
7901120000	Zinc not alloyed containing by weight < 99.99% of zinc	79 686	298 170	128 596	433 007
7901200000	Zinc alloys	31 954	235 363	23 992	250 684
7902000000	Zinc waste and scrap	154 602	757 119	215 184	962 358
7903100000	Zinc dust	20 000	216 000	46 930	454 853
7903900000	Zinc powders and flakes	148 118	329 223	75 503	130 956
7904000000	Zinc wire, bars, rods, profiles and wire	-	30	-	237
7905003000	Zinc foil a thickness < 0.25 mm	-	47 522	-	27 040
7905009000	Zinc plates, sheets, strip and foil > 0.25 mm	6 532	17 773	2 914	27 190
7907003000	Gutters, roof capping, skylight frames & oth fabricated building components	4 700	62 979	1 825	33 077
7907004000	Zinc tubes, pipes, tube, pipe fittings (for cuplings, elbows, sleeves)	600	1 208	105	735
7907009100	Other cigarette cases or boxes ashtrays	-	5	-	8
7907009200	Other household articles	234	4 534	231	10 911

Tabel 3 : Ekspor Indonesia menurut Komoditi ( Kode HS 10 digit )  
**Export of Indonesia by Commodity ( 10 digit of HS Code )**

Mei 2016

**May**

Kode H S H S Code	Uraian golongan barang Group description	Berat bersih / Net weight (Kg)		Nilai / Value F.O.B. ( U S \$ )	
		Bulan ini Current month	Kumulatif Cum. Jan. to date	Bulan ini Current month	Kumulatif Cum. Jan. to date
(1)	(2)	(3)	(4)	(5)	(6)
7907009910	Elec.plating anodes, stencil plates, nail, tacks, nuts, bolt, screws, & similar	3 322	3 597	766	32 078
7907009990	Oth articles of zinc	216 474	821 711	258 222	837 707
8001100000	Unwrought tin, not alloyed	4 131 272	20 483 775	70 902 676	330 111 222
8003001000	Tin bars, rods, profiles and wire soldering	2 400	204 355	64 992	2 737 533
8007002000	Other articles of tin, plates, sheets and strip thickness > 0,2 mm	-	33	-	450
8101960000	Tungsten wire	10	100	362	390
8101970000	Tungsten waste and scrap	14 237	35 712	132 290	354 072
8102960000	Molybdenum wire	-	353	-	246
8102990000	Other molybdenum	-	1 040	-	10 400
8103200000	Unwrought tantalum, including bars and rods obt'd simp.by sintering; powders	425	1 001	10 625	30 285
8103300000	Tantalum waste and scrap	20 467	106 200	592 539	3 099 631
8104200000	Magnesium waste and scrap	-	20 000	-	17 670
8104300000	Magnesium raspings, turnings & granules, graded according to size; powders	-	25	-	45
8108300000	Titanium waste and scrap	-	110	-	18 310
8108900000	Other titanium and articles thereof	-	65	-	1 020
8201100000	Hand tools spades and shovels	1 845	1 922	633	689
8201301000	Hoes (mamooties) and rakes	-	50	-	475
8201309000	Mattocks and picks	-	899	-	454
8201400000	Axes, bill hooks and similar hewing tools	1 564	3 317	14 925	28 262
8201600000	Hedge shears, two-handed pruning shears and similar two handed shears	-	351	-	155
8201900000	Other hand tools of a kind used in agriculture, horticulture or forestry	331	1 737	2 067	56 470
8202100000	Hand saws	268	5 461	73	11 218
8202209000	Sparepart band saw blades	-	1 696	-	7 784
8202319000	Sparepart circular saw blades with working part of steel	-	130	-	523
8202390000	Other circular saw blades including parts	4 930	20 231	146 499	785 224
8202400000	Chain saw blades	-	3 040	-	6 334
8202910000	Straight saw blades for working metal	-	84	-	1 417
8202991000	Straight saw blades	-	1 416	-	7 066
8202999000	Other saw blades	46 346	225 540	589 689	2 737 245
8203100000	Files, rasps and similar tools	13 667	199 886	113 706	1 200 730
8203200000	Pliers (including cutting pliers), pincers, tweezers and similar tools	2 491	10 486	10 260	49 918
8203300000	Metal cutting shears and similar tools	625	70 335	56 665	349 888
8203400000	Pipe-cutters, bolt croppers, perforating punches, and similar tools	428	2 424	3 107	12 950
8204110000	Hand operated spanners and wrenches non adjustable	232	858	4 230	33 505
8204120000	Hand operated spanners and wrenches adjustable	63	2 954	6 071	10 281
8204200000	Interchangeable spanner sockets, with or without handles	5	236 456	13	1 709 245
8205100000	Drilling, threading or tapping tools	188	1 149	1 388	20 674
8205200000	Hammers and sledge hammers	18	17 377	125	15 348
8205300000	Planes, chisels, gouges and similar cutting tools for working wood	1 831	10 459	583	5 811
8205400000	Screwdrivers	1 067	2 728	101	5 226
8205511000	Flat irons	-	1 185	-	2 444
8205519000	Other household tools	21	838	122	963
8205590000	Other hand tools, oth than househlocl tools	916	21 327	6 108	100 645
8205600000	Blow lamps	-	120	-	100
8205700000	Vices, clamps and the like	996	11 960	6 520	50 702
8205900000	Other including sets of articles of two or more subheadings of this heading	1 339	7 375	22 865	60 009
8206000000	Tools of two/more of the headings 82.02 to 82.05 put up in sets for retail sale	1 663	21 898	871	216 348
8207130000	Rock drilling or earth boring tools with working part of cermet	-	575	-	39 500
8207190000	Other rock drilling / earth boring tools, including parts	1 570	29 751	121 812	703 151
8207200000	Dies for drawing or extruding metal	7 032	31 872	157 408	733 926
8207300000	Tools for pressing, stamping or punching	5 581	97 143	235 780	1 577 966

Tabel 3 : Ekspor Indonesia menurut Komoditi ( Kode HS 10 digit )  
**Export of Indonesia by Commodity ( 10 digit of HS Code )**

Mei 2016

**May**

Kode H S H S Code	Uraian golongan barang Group description	Berat bersih / Net weight (Kg)		Nilai / Value F.O.B. ( U S \$ )	
		Bulan ini Current month	Kumulatif Cum. Jan. to date	Bulan ini Current month	Kumulatif Cum. Jan. to date
(1)	(2)	(3)	(4)	(5)	(6)
8207400000	Tools for tapping or threading	771	3 834	14 049	64 901
8207500000	Tools for drilling, other than for rock drilling	2 727	11 469	298 857	712 430
8207600000	Tools for boring or broaching	673	1 251	22 506	49 106
8207700000	Tools for milling	155	1 602	14 939	146 906
8207800000	Tools for turning	-	12	-	446
8207900000	Other interchangeable tools	3 324	53 896	22 447	521 155
8208100000	Knives and cutting blades for metal working	11	170	27	679
8208200000	Knives and cutting blades for wood working	92 441	494 555	722 677	4 495 805
8208300000	Knives&cutting blades f kitchen app'es / for mach. used by the food industry	610	2 034	270	27 069
8208400000	Knives&cutting blades for agricultural , horticultural or forestry machines	130	140	130	150
8208900000	Other knives and cutting blades for machines or for mechanical appliances	1 225	4 942	125 009	477 937
8209000000	Plates, sticks, tips and the like for tools,	11	251	737	11 981
8210000000	Hand-operated mechanical appliances, weighing	130	155	98	202
8211100000	Knives with cutting blades,serrated or not and sets of assorted articles	-	122	-	87
8211910000	Table knives having fixed blades	925	4 930	12 109	54 842
8211925000	knives ,fix blades, handle of base metal for agricultural, horticultural/forestry	-	2	-	8
8211929010	Flick/spring knives,hunting,diving& scouts knives,penknives,blades>15 cm	80	2 401	527	92 631
8211929090	Other knives having fixed blades with handle of base metal	1	26 673	7	175 307
8211939000	Knives having other than fixed blades with handle of base metal	250	2 584	13 273	14 290
8211941000	Blades for knife of kind used for agriculture,horticulture/forestry	-	200	-	1 303
8211949000	Blades with handle of base metal	-	4	-	45
8211950000	Knives with handles of base metal	60	975	1 373	3 714
8212100000	Razors	70	1 038	80	24 723
8212201000	Safety razor blades with double-edged razor blades	45	8 390	2 100	64 720
8212209000	Other razors and razor blades including razor blade blanks in strips	16	2 048	894	184 316
8212900000	Other parts of razors and razor blade	-	30	-	6
8213000000	Scissors, tailors' shears and similar shearsand blade thereof	778	2 695	135	25 175
8214100000	Ppr knives,ltr openers,erasing knives , pencil sharpeners and blades therefor	43	2 069	707	930
8214200000	Manicure or pedicure sets and instruments including nail files	378	964	3 615	16 213
8214900000	Other articles of cutlery	9	6 610	128	53 950
8215200000	Similar kitchen and tableware, other sets of assorted articles	25 032	100 829	208 123	933 000
8215990000	Other similar kitchen and tableware	206 498	1 124 510	2 053 481	11 278 314
8301100000	Padlocks	98	1 196	9 983	21 456
8301200000	Locks of a kind used for motor vehicles	64 014	321 359	881 300	4 334 158
8301300000	Locks of a kind used for furniture	1 804	12 544	2 523	21 791
8301401000	Handcuffs	-	247	-	84
8301409000	Other padlocks and locks	2 752	27 006	3 269	19 673
8301500000	Clasps and frames with clasps, incorporating locks	1 207	5 918	19 550	76 506
8301600000	Parts of padlocks and locks	77 326	374 776	1 459 637	5 612 211
8301700000	Keys presented separately	824	6 185	13 511	206 243
8302100000	Hinges	31 721	144 481	212 244	998 526
8302209000	Oth base metal mountings, fitting & similar articles	2 147	18 305	18 021	92 363
8302301000	Hasps	2	307	2	3 617
8302309000	Oth mountings, fittings and similar articles suitable for motor vehicles	179 632	1 029 841	649 308	3 660 535
8302413100	Hasps suitable for building	5	1 245	10	815
8302413900	Bolts, hooks, eyes and staples suitable for building	-	711	-	1 447
8302419000	Other mounting suitable for building	336 050	1 755 643	1 259 408	6 485 275
8302422000	Hasps suitable for furniture	-	537	-	4 911
8302429000	Bolts suitable for furniture	153 318	662 580	787 655	3 208 295

Tabel 3 : Ekspor Indonesia menurut Komoditi ( Kode HS 10 digit )  
**Export of Indonesia by Commodity ( 10 digit of HS Code )**

Mei 2016

**May**

Kode H S H S Code	Uraian golongan barang Group description	Berat bersih / Net weight (Kg)		Nilai / Value F.O.B. ( U S \$ )	
		Bulan ini Current month	Kumulatif Cum. Jan. to date	Bulan ini Current month	Kumulatif Cum. Jan. to date
(1)	(2)	(3)	(4)	(5)	(6)
8302491000	Mounting of a kind suitable for saddlery	110	110	413	413
8302499100	Hasps	29 328	74 042	155 631	369 263
8302499900	Other mounting ; oth than of a kind suitable for saddlery	1 007	14 998	17 632	151 973
8302500000	Hat-racks,hat-pegs, brackets and similar fixtures	14 535	165 455	145 679	1 115 580
8302600000	Automatic door closers	15 070	84 174	187 558	1 037 983
8303000000	Armoured/reinforced safes,strong-boxes and doors and safe deposit lockers	532 066	2 035 007	1 042 257	3 810 807
8304001000	Filing cabinets or card-index cabinets	735	9 897	2 103	54 220
8304009100	Other similar office or desk equipment of aluminium	20 466	30 924	120 842	158 118
8304009900	Other office or desk equipment of copper or of lead	5 083	16 117	6 767	34 378
8305101000	Fittings for double loop wire binders	-	3 874	-	22 660
8305109000	Fittings for loose-leaf binders or files oth than double loop wire binders	31	3 253	374	11 922
8305201000	Staples in strips of a kind for office use	1 032	1 686	4 335	9 407
8305202000	Other staples in strips of iron or steel	25	4 028	126	14 773
8305209000	Other fitting for loose leaf binders or files for staples in strips	165	172	60	103
8305901000	Letter coners, paper clips, indexingtags office articles	1 531	2 811	82	2 765
8305909000	Other including parts	28	3 848	22	14 294
8306102000	Bells, gongs and the like, of copper	75	1 825	450	5 120
8306109000	Bells, gongs and the like, oth than of copper	14 840	62 285	107 443	410 212
8306210000	Statuetes and other ornamen plated with precious metal	16 481	109 963	65 255	355 007
8306291000	Statuetes and other ornamen, of copper or lead	66 151	138 065	338 374	662 718
8306293000	Statuetes and other ornamen, of aluminium	5 172	18 296	35 540	90 238
8306299000	Other statuetes and other ornamen	161 868	722 675	587 668	3 063 949
8306301000	Photograph, picture or similar frames; mirrors : of copper	60	15 333	98	16 879
8306309900	Oth metallic mirrors reflecting traffic views at road interstions/sharp corners	43 395	160 177	99 338	575 864
8307100000	Flexible tubing of base metal,with or without fitting of iron/steel	3 627	62 010	8 063	49 424
8307900000	Flexible tubing of base metal,with or without fitting of other base metal	39	568	424	2 231
8308100000	Hooks, eyes and eyelets of base metal	2 446	13 373	5 921	79 131
8308200000	Tubular or bifurcated rivets of base metal	-	65	-	874
8308901000	Including parts with beads of a kind used for travel goods	8 326	16 824	57 515	162 534
8308909010	Including parts with spangles of a kind used for clothing	-	475	-	5 370
8308909090	Claps, frames with claps, buckles, buckle-claps of base metal	8 823	25 902	43 966	145 000
8309100000	Crown corks, of base metal	15 299	67 290	38 060	165 018
8309902000	Top ends of alum. Cans, of base metal	254 480	1 352 811	632 666	3 908 768
8309907000	Other caps for cans, of base metal	144 135	444 897	267 517	928 802
8309908100	Bottle and screw caps, of aluminium	-	2	-	10
8309908900	Seals & other packing accessories of aluminium	-	4 852	-	61 686
8309909100	Other of bottle and screw caps	2	63	3	626
8309909910	Bungs for metal drums; bung covers; seals;case corner protectors	-	109 969	-	340 167
8309909990	Threaded bungs for aluminium covers; seals;case corner protectors	5 692	21 002	36 044	141 618
8310000000	Plates; Sign , name, add & similar,numb, letter, of base metal, excl heading 9405	6 132	35 516	26 446	1 142 580
8311100010	Coated electrodes of base metal, for electric arc-welding : In rolls	9 100	79 504	8 776	89 795
8311100090	Coated electrodes of base metal,for electric arc-welding, In oth than rolls	830 332	3 717 611	1 470 402	6 610 135
8311202010	Cored wire of alloy stell,cont by weight 4,5% / carbon / chromium, in rolls	7 760	7 975	2 384	10 779
8311209090	Part Cored wire of alloy stell,cont weight4,5% /carbon/chrom, in non rolls	135 740	315 176	41 338	135 902
8311302010	Coat rod & Cored wire of alloy stell, cont weight 4,5% /carbon/chrom,in rolls	-	140	-	5 895

Tabel 3 : Ekspor Indonesia menurut Komoditi ( Kode HS 10 digit )  
**Export of Indonesia by Commodity ( 10 digit of HS Code )**

Mei 2016

**May**

Kode H S H S Code	Uraian golongan barang Group description	Berat bersih / Net weight (Kg)		Nilai / Value F.O.B. ( U S \$ )	
		Bulan ini Current month	Kumulatif Cum. Jan. to date	Bulan ini Current month	Kumulatif Cum. Jan. to date
(1)	(2)	(3)	(4)	(5)	(6)
8311302090	Coat rod & Core wire of alloy stell,cont weight 4,5% / carbon / chrom, non rolls	-	24	-	430
8311309090	Part coat rod & Cor wire of alloy stell, cont weight 4,5% /carbon/chrom,non rolls	50	570	226	860
8311900000	Coated wire / cored with flux material of kind used for soldering & metal spray	25 300	54 901	150 708	618 618
8401200000	Machinery & apparatus for isotopic separation & parts thereof	-	1	-	24
8402111000	Watertube boiler with steam production > 45 t/ h with electrical operated	-	12 325	-	1 900
8402121900	Watertube boilers electric with a steam prod < 15 tons /hours	7 230	32 598	92 442	458 739
8402191100	Hybrid boilers with a steam production > 15t/ hour with electrically operated	-	1 100	-	2 000
8402201000	Electric super heated water boilers electrically operated	-	25	-	267
8402909000	Oth than part of boiler bodies or shells	127	116 381	917	589 515
8403100000	Boilers of central heating boilers other than those of heading 84.02.	104	309 065	23 700	791 770
8403909000	Oth Boiler bodies or shells central heat boilers oth than those of heading 84.02.	5 473	1 975 180	8 395	9 501 052
8404101090	Economiser,super-heaters,gas reverers with boilers of heading 84.02	15 022	15 042	41 835	42 075
8404200000	Condensers for steam or other vapour power units	507 539	1 247 808	3 560 685	7 359 214
8404901900	Part oth than boiler bodies or shells of goods of subheading 8404.10.10 :	-	22 000	-	12 075
8404909000	Other parts of auxiliary machinery for use with boilers	-	2 000	-	6 214
8405100000	Producer gas/water gas generators, with or without purifiers; acetylene gas	5 184	24 237	43 216	104 252
8405900000	Part of producer gas/water gas generat, with or without purifiers; acetylene gas	248	9 635	8 070	81 254
8406820000	Turbines oth than marine propulsion of an output not exceeding 40 MW	-	270	-	607
8406900000	Part of turbines for marine propulsion	123 288	1 199 335	1 079 390	10 442 707
8407100000	Spark ignition reciproc/rotary internal combustion piston engines for aircraft	767	11 079	150	3 469 228
8407219000	Outboard motors of a power > 22.38 kw	-	3 530	-	38 536
8407299090	Outboard motors of a power > 100 kw	-	7 388	-	16 395
8407321200	Reciproc piston engine of vehicles of heading 87.11 ,50cc< capacity < 110 cc	89 836	361 988	934 828	3 653 741
8407322100	Reciproc piston engine of vehicles of heading 87.01 ,110cc>capacity <=250 cc	850	850	4 500	4 500
8407322200	Reciproc piston engine of vehicles of heading 87.11 ,110cc> capacity <=250 cc	1 047 778	4 194 071	10 581 572	40 115 810
8407322900	Reciproc piston engine of vhl of head 8701,8711 with >110 cc cap < 250 cc	90	90	2 872	2 872
8407332000	Reciproc piston engine of vehicles of head 87.11 ,250cc> capacity <=1000 cc	-	290	-	6 402
8407347100	Fully assembled of a cylinder capacity not exceeding 2000 cc	817 996	2 143 275	10 308 596	27 027 085
8407347200	Fully assembled of > 2000 cc a cylinder capacity < 3000 cc	477 483	2 916 160	3 887 252	22 593 919
8407347300	Fully assembled of a cylinder capacity exceeding 3000 cc	16 320	21 420	139 066	182 524
8407349200	Fully assembled for other vehicles of heading 8701	118 385	827 519	1 066 356	7 709 119
8407349500	Fully assembled for oth vehicles of > 2000 cc cylinder capacity < 3000 cc	28 935	28 935	227 367	227 367
8407349900	Fully assembled for oth vehicles of cylinder capacity exceeding 3000 cc	-	479	-	5 464
8407901000	Other engines of a power not exceeding 18,65 kw	-	351	-	1 687
8407909000	Other engines of a power exceeding 22,38 kw	5 414	12 277	54 413	134 674
8408101000	Marine propulsion engines, of a power not exceeding 22.38 kw	1 340	1 340	44 540	44 540

Tabel 3 : Ekspor Indonesia menurut Komoditi ( Kode HS 10 digit )  
**Export of Indonesia by Commodity ( 10 digit of HS Code )**

Mei 2016

**May**

Kode H S H S Code	Uraian golongan barang Group description	Berat bersih / Net weight (Kg)		Nilai / Value F.O.B. ( U S \$ )	
		Bulan ini Current month	Kumulatif Cum. Jan. to date	Bulan ini Current month	Kumulatif Cum. Jan. to date
(1)	(2)	(3)	(4)	(5)	(6)
8408109010	Marine propulsion engines,of a power exc 100 kw but not exc 750 kw	1 050	1 080	18 975	19 010
8408109090	Marine propulsion engines,of a power exceeding 750 kw	458	13 573	622	42 655
8408201000	Fully assembled for vehicles of subheading 8701.10	6	159	242	3 184
8408202100	Fully assembled for vehicles of subhd 8701.10 of cyl cap <2000 cc	-	150	-	600
8408202200	Fully assembled for vehicles of subhd 8701 of >2000 cc cyl cap <3500 cc	126 830	537 390	1 242 834	5 470 126
8408901000	Other engines with power < 18,65 kw	5 558	5 811	67 184	67 546
8408905030	Other engines with power > 100 kw for heading 8429 or 8430	184 151	590 821	3 102 850	9 768 086
8408905090	Other engines with power > 100 kw for heading 8429 or 8430	36 332	228 382	551 869	1 969 878
8408909100	Egn of power exc 100 kw oth for machinery heading 8429 ot 8430	500	500	13 499	13 499
8408909990	Compres with diesel or semi-diesel oth of railway locomotiv or tramway vehicle	27 495	213 589	289 479	2 858 031
8409100000	Parts suitable for use with the engine of heading 8407 or 8408 of aircraft	798	1 475	55 000	81 441
8409911100	Combustion piston egn for machin of head 8429 or 8430 of carburettors & parts	420	2 473	9 202	71 911
8409911300	Cylinder liners with internal diameter 50 mm <= 155 mm of head 8429 & 8430	978	6 744	8 458	66 735
8409911400	Oth cylinder liners with internal diamtr 50 mm <= 155 mm of head 8429 & 8430	-	319	-	4 210
8409911500	cylinder heads & head covers for machinery heading 8429 ot 8430	3 763	17 652	10 689	75 838
8409911600	Pistons with an external diameter of 50 mm <= 155 mm of head 8429& 8430	62 636	102 856	73 169	134 281
8409911700	Oth pistons with an external diameter of 50 mm <= 155 mm of head 8429& 8430	-	232	-	13 372
8409911800	Piston rings & gudgeon pins for machinery heading 8429 ot 8430	16 073	81 059	950 554	4 441 941
8409911900	Oth parts suitable for use with the engine machinery heading 8429 ot 8430	30 119	324 810	143 558	1 581 488
8409912100	Carburettors & parts there of vehicles of heading 8701	-	29	-	44
8409912500	cylinder heads & head covers for machinery heading 8701	-	120	-	390
8409912600	Pistons with an external diameter of 50 mm <= 155 mm of heading 8701	7 471	57 090	127 514	807 695
8409912700	Oth pistons with an external diameter of 50 mm <= 155 mm of heading 8701	-	164	-	11 988
8409912900	Oth parts suitable for use with the engine machinery of heading 8701	-	2 480	-	31 604
8409913100	Carburettors & parts there of vehicles of heading 8711	5 742	26 008	114 063	449 724
8409913200	Cylinder blocks; crank cases for machinery of heading 8711	3 756	33 038	27 895	252 414
8409913500	Cylinder heads & head covers for machinery of heading 8711	24 223	167 364	167 753	1 201 635
8409913700	Pistons for machinery of heading 8711	4 423	20 177	133 498	802 452
8409913800	Piston rings & gudgeon pins for machinery of heading 8711	18	68	313	10 350
8409913900	Oth parts suitable for use with the engine for machinery of heading 8711	10 215	49 705	54 760	343 769
8409914100	Carburettors & parts there of vehicles of heading 87	25 483	108 410	1 040 020	4 701 742
8409914200	Cylinder blocks; crank cases for machinery of heading 87	402 339	2 315 393	1 714 362	9 788 694
8409914400	Other cylinder liners with the engine for machinery of heading 87	4 980	17 511	55 180	253 117
8409914500	Cylinder heads & head covers for machinery of heading 87	42 269	292 048	479 373	2 672 431
8409914600	Pistons with an external diameter of 50 mm <= 155 mm of heading 87	2 949	11 659	65 316	256 484



Tabel 3 : Ekspor Indonesia menurut Komoditi ( Kode HS 10 digit )  
**Export of Indonesia by Commodity ( 10 digit of HS Code )**

Mei 2016

**May**

Kode H S H S Code	Uraian golongan barang Group description	Berat bersih / Net weight (Kg)		Nilai / Value F.O.B. ( U S \$ )	
		Bulan ini Current month	Kumulatif Cum. Jan. to date	Bulan ini Current month	Kumulatif Cum. Jan. to date
(1)	(2)	(3)	(4)	(5)	(6)
8409914700	Oth pistons with an external diameter 50 mm <= 155 mm of heading 87	89	456	1 827	3 856
8409914800	Piston rings & gudgeon pins for machinery heading 87	27 280	130 022	2 854 111	14 563 642
8409914900	Oth parts suitable for use with the engine for machinery of heading 87	373 613	1 824 482	5 113 599	25 338 398
8409915200	Cyl liners, power < 22,38 kw of diamtr =>50 mm<155 mm for vessel of heading 89	-	14	-	198
8409915900	Oth suitable for use with the egn of power < 22,38 kw for vszl of heading 89	48 101	207 645	638 173	2 723 694
8409916100	Cyl block,crank case,marine propul eng power > 22.38kw for vessels of 89	8 000	20 611	29 921	35 662
8409916200	Cyl liners, power > 22,38 kw of diamtr =>50 mm<155 mm for vessel of heading 89	32	32	365	365
8409916400	Pistons, power > 22,38 kw of diamtr =>50 mm<155 mm for vessel of heading 89	1 750	5 500	11 385	14 656
8409916500	Other piston for marine propulsion engines of power > 22.38 kw	1 500	1 500	3 503	3 503
8409916900	Oth suitable for use with the egn of power > 22,38 kw for vszl of heading 89	3 156	30 517	99 063	632 648
8409917200	Cylinder blocks for other engine	2 217	9 916	15 224	36 943
8409917400	Oth cyl liners for other engine	-	12 902	-	2 880
8409917500	Cyl heads & head covers for other eng	-	152	-	3 439
8409917900	Other parts for engines	19 756	68 817	438 899	1 574 467
8409991200	cylinder blocks for engine of machinery of heading 8429/8430	37	2 761	46	875
8409991400	Other cylinder liners for engine of machinery of head 8429/8430	1 285	2 347	1 131	13 154
8409991500	Clinder head & head covers for engine of machinery of head 8429/8430	2 730	3 111	17 649	22 739
8409991700	Other piston for engin of machinery of heading 8429/8430	-	2 651	-	20 766
8409991900	Other engine of machinery of heading 8429 or 8430	187	6 201	16 675	112 419
8409992200	Cylinder blocks for engin of vehicles of heading 8701	130 522	393 714	199 673	569 483
8409992500	Cyl heads & head covers for engines of vehicles of heading 8701	62 029	269 725	193 161	668 955
8409992700	Oth pistons for engines of vehicles of heading 8701	-	200	-	6 809
8409993100	Carburettors & parts there of for engin of vehicles of heading 8711	10	10	63 010	63 010
8409993200	Cylinder blocks; crank cases for engines of vehicles of heading 8701	-	40	-	20
8409993300	Cylinder liners for engines of vehicles of heading 8711	3	3	10	10
8409993600	Pistons rings & gudgeon pins for engines of vehicles of heading 8711	-	2	-	432
8409993900	Other for engines of vehicles of heading 8711	4	18	87	475
8409994100	Carburettors & parts there of for engin of oth vehicles of chapter 87	314	4 997	19 440	271 176
8409994200	Cylinder blocks;crank case for engines of oth vehicles of chapter 87	741 321	3 560 033	1 832 625	8 761 619
8409994500	Cyl heads & head covers for engines of oth vehicles of chapter 87	24	688	1 259	13 247
8409994800	Pistons rings & gudgeon pins for engines of oth vehicles of chapter 87	-	520	-	47 221
8409994900	Other for engines of other vehicles of chapter 87	105 746	507 784	3 540 710	17 173 687
8409995900	Oth.for vszls chapt.89,marine propul eng of a power<= 22.38 kw,comp-ignition	-	46	-	1 079
8409996200	Cyl liners for vszl eng >= 22,38 kw of =>50 mm diamtr <= 155 mm of heading 89	1 077 728	5 427 010	2 142 019	11 235 075
8409996500	Other piston for marine propulsion engines of power > 22,38 kw	1 635	3 195	3 150	7 536
8409996900	Other for marine propulsion engines of a power > 22,38 kw	190 266	928 488	1 850 151	8 339 866
8409997300	Cylinder liners for other engines with =>50 mm diamtr <= 155 mm	2 327	10 123	11 818	51 494
8409997400	Other cylinder liners for other engines	525	548	300	978

Tabel 3 : Ekspor Indonesia menurut Komoditi ( Kode HS 10 digit )  
**Export of Indonesia by Commodity ( 10 digit of HS Code )**

Mei 2016

**May**

Kode H S H S Code	Uraian golongan barang Group description	Berat bersih / Net weight (Kg)		Nilai / Value F.O.B. ( U S \$ )	
		Bulan ini Current month	Kumulatif Cum. Jan. to date	Bulan ini Current month	Kumulatif Cum. Jan. to date
(1)	(2)	(3)	(4)	(5)	(6)
8409997500	Cyl heads & head covers for other engine	500	2 432	1 205	46 570
8409997700	Oth pistons for other engines	-	25 358	-	433 656
8409997800	Pistons rings & gudgeon pins for other engines	-	42	-	1 007
8409997900	Other than for engines	83 613	361 614	804 153	4 465 440
8410110000	Hydraulic turbine & water wheels of power <= 1,000 kw	110	1 920	2 000	41 499
8410900000	Parts, including regulators of hydraulic turbins and water wheels	1 213	2 789	5 710	11 496
8411110000	Turbo-jets of a thrust not exceed 25 kn	-	6	-	444
8411120000	Turbo-jets of a thrust exceeding 25 kn	-	12 589	-	679 000
8411210000	Turbo-propellers of a power not exceeding 1,100 kw	1 400	2 812	270 000	286 000
8411220000	Turbo-propellers of a power exceeding 1,100 kw	932	3 806	41 300	229 698
8411810000	Other gas turbines of a power not exceeding 5,000 kw	-	250	-	10 000
8411820000	Other gas turbines of a power exceeding 5,000 kw	-	6 265	-	975 624
8411910000	Parts of turbo-jets/turbo-propellers	1 871	11 446	1 038 449	5 278 951
8411990000	Oth Parts of turbo-jets/turbo-propellers	4 557	30 381	992 781	9 215 589
8412100000	Reaction engines oth than turbo-jets	-	150	-	500
8412210000	Hydraulic power engines and motors with linear acting (cylinders)	23 657	92 014	168 780	518 185
8412290000	Hydraulic power engines and motors with other linear acting (cylinders)	63 273	264 118	182 547	1 739 494
8412310000	Pneumatic power engines and motors with linear acting (cylinders)	-	349	-	18 977
8412390000	Pneumatic power engines and motors with other linear acting (cylinders)	97	9 557	5 544	48 327
8412800000	Oth engines and motors	-	1 943	-	48 946
8412901000	Parts of engines of subheading 8412.10	-	604	-	910
8412909000	oth parts of engines of subheading 841	23 435	39 172	17 233	886 609
8413110000	Pumps for dispensing fuel/lubricants of the type used in fill station/in garage	265	2 476	3 727	52 781
8413190000	OthPumps for dispens fuel/lubricants of the type used in fill station/in garage	1 589	46 523	50 161	110 834
8413201000	Water pump for hand pump,oth than those of subheading 8413.11 / 8413.19	4 317	44 481	19 546	100 642
8413209000	Oth Water pump for hand pump,oth than those of subheading 8413.11 / 8413.19	20 861	37 374	306 077	422 755
8413301200	Recipro/rotary for water pumps/fuel of kind eng of mtr vhl head 8702,8703,8704	662	29 781	62 711	1 309 683
8413301900	Reciprocating or rotary type for cool med pumps for intern combust piston eng	17 357	79 288	1 322 937	6 159 028
8413302100	Centrifugal type for water pumps/fuel of kind eng of mtr vhl head 8702,8703,8704	69	629	6 832	66 462
8413302900	Centrifugal type for cooling medium pumps for intern combustion piston eng	1 099	5 959	88 421	510 833
8413309200	Other water pumps or fuel pumps of kind used for eng of mtr vhl head 8702-8704	142	800	5 203	27 809
8413309900	Other Cooling medium pumps for internal combustion piston engines	19 562	143 078	932 349	5 129 490
8413400000	Concrete pumps	-	16 962	-	144 781
8413509000	Oth reciproc positif displacement pumps, of water pumps with flow rate> 13000 m/h	776	264 442	9 089	5 006 373
8413603010	Oth rotary positive displacement pumps, elctrly operated with flow rate<8000 m/	80	3 259	40	9 961
8413604000	Oth rotary (+) displmnt pumps,of water pumps with>8000m/h flow rate<13000 m/h	2 979	18 439	2 033	136 012
8413609000	Oth rotary positive displacement pumps, with flow rate > 13000 m/h	-	16 533	-	189 685
8413701100	Oth Ctrfgl pumps;sgl stage,water pmp for belt drvr /drct coupl with diamtr<200 mm	2 907	40 708	15 051	196 409
8413701900	Oth centrifugal pumps;single suction horizontal shaft water pumps	53 513	458 323	248 626	2 104 699
8413703900	Submersible water pumps with an inlet diameter => 200 mm	7 200	11 934	37 920	57 338
8413704110	Oth water pumps of flow rate<8000m/h of with diamtr>200 mm of elctrly operated	9 610	12 692	84 105	92 230

Tabel 3 : Ekspor Indonesia menurut Komoditi ( Kode HS 10 digit )  
**Export of Indonesia by Commodity ( 10 digit of HS Code )**

Mei 2016

**May**

Kode H S H S Code	Uraian golongan barang Group description	Berat bersih / Net weight (Kg)		Nilai / Value F.O.B. ( U S \$ )	
		Bulan ini Current month	Kumulatif Cum. Jan. to date	Bulan ini Current month	Kumulatif Cum. Jan. to date
(1)	(2)	(3)	(4)	(5)	(6)
8413704900	Oth water pumps of flow rate<8000m/h with inlet diameter > 200 mm	24	1 006	15	22 920
8413709900	Oth pumps with shafts common with the prime mover of an inlet diamtr > 200 mm	300	6 654	12 353	126 625
8413811110	Water pump with flow rate <= 8000 m/h with electrically operated	324 625	1 203 900	1 744 131	6 206 352
8413811120	Water pump with flow rate <= 8000 m/h with not electrically operated	51	22 125	5 813	6 560
8413811900	Water pump with flow rate >= 13000 m/h	20 432	154 271	244 739	1 365 356
8413820010	Liquid elevators with electrically operated	9 163	48 616	63 351	333 544
8413820020	Liquid elevators with not electrically operated	-	113	-	3 652
8413911000	Part of pumps subheading 8413.20.10	-	316	-	22 065
8413912000	Part of pumps subheading 8413.20.90	1	36	77	16 037
8413913000	Part of pumps subheading 8413.70.11 and 8413.70.19	211	9 742	4 728	57 438
8413914000	Part of other centrifugal pumps	79 647	389 115	285 505	1 081 827
8413919000	Part of other pumps	76 222	405 318	1 322 301	6 553 207
8413920000	Part of liquid elevators	310	1 272	7 125	13 686
8414100000	Vakum pumps	257	23 130	1 947	46 302
8414201000	Hand or foot operated air pumps; for bicycle pumps	-	2 582	-	1 305
8414209000	Other Hand or foot operated air pumps	772	35 113	11 322	56 830
8414302000	Compressors of kind used in refrigerat equipment for automotive AC	769 926	3 669 258	12 995 818	61 341 893
8414303000	Compressors of kind used in refrigerat equipment oth of seal unit for AC mach	-	81	-	721
8414304000	Compr kind refrgt eqp oth with cap refr >21.10 kw or displacmnt perrevl=>220 cc	1 240	29 901	10 205	253 586
8414309000	Compr kind refrgt eqp oth with cap refr <21.10 kw or displacmnt perrevl=>220 cc	121 144	808 515	1 779 756	12 168 928
8414400000	Air compressors mounted on a wheeled chasis for lowing	114 880	247 959	266 466	670 060
8414511000	Table fans and box fans	3 924	85 158	9 450	242 966
8414519100	Fans with protective screen	1 348	10 379	1 007	4 160
8414519900	Other fans with protective screen	9 959	80 038	39 011	266 095
8414592000	Explosion-proof air fans of kind used in underground mining with cap < 125 kw	-	144	-	20 027
8414593000	Blower with capacity < 125 kw	1 293	8 417	22 570	140 312
8414594100	Fans of a capacity <125 kw with protective screen	-	30	-	839
8414594900	Oth fans of a capacity <125 kw with protective screen	35	399	1 238	10 221
8414595000	Fans window with blowers	-	1 023	-	14 907
8414599100	Fans floor with protective screen	-	18	-	3 600
8414599900	Oth fans floor with protective screen	3 799	25 806	144 499	1 314 628
8414601100	Hoods have max horizon side<120 cm,fitt with a filter for laminer airflow cabin	84 253	716 995	932 493	3 708 062
8414601900	Hood have max horiz side<120 cm,oth fitt with a filter for laminer airflow cabin	2 942	62 408	16 231	331 947
8414609900	Hoods having maximum horizontal side <120 cm,oth suitable for industrial use	362	3 055	2 236	28 942
8414801300	Hoods have max horizon side>120 cm,fitt with a filter for laminer airflow cabin	-	34	-	69
8414801400	Hood have max horizon side<120 cm,fitt with a filter for laminer airflow cabin	290	7 842	8 769	27 131
8414801500	Hoods have max horizontal side>120 cm, no fitt with filter suitable for ind use	5 813	56 782	33 135	302 291
8414801900	Hoods have max horizontal side>120 cm, no fitt with filter,not suit for ind use	100	100	150	150
8414803000	Hoods have max horizon side<120 cm of free piston generators for gas turbins	-	2 571	-	29 500
8414804100	Gas compr modul for use in oil drill oth than those of subhd 841430 and 8414.40	100	34 740	100	2 049 368
8414804900	oth Gas compr modul for use in oil drill oth than those of subhd 841430 & 841440	-	64 369	-	1 075 155
8414805000	Hoods having maximum horizontal side < 120 cm for air pumps	118 696	423 396	1 105 556	3 810 568

Tabel 3 : Ekspor Indonesia menurut Komoditi ( Kode HS 10 digit )  
**Export of Indonesia by Commodity ( 10 digit of HS Code )**

Mei 2016

**May**

Kode H S H S Code	Uraian golongan barang Group description	Berat bersih / Net weight (Kg)		Nilai / Value F.O.B. ( U S \$ )	
		Bulan ini Current month	Kumulatif Cum. Jan. to date	Bulan ini Current month	Kumulatif Cum. Jan. to date
(1)	(2)	(3)	(4)	(5)	(6)
8414809000	Hoods having maximum horizontal side > 120 cm for air pumps	148	100 705	38 000	429 684
8414901300	Parts of pumps or compressors for goods of subheading 8414.10	284	537	42 711	87 161
8414901500	Parts of pumps or compressors for goods of subheading 8414.30	2 498	97 169	33 408	859 967
8414901600	Parts of pumps or compressors for goods of subheading 8414.40	-	34 914	-	45 966
8414901900	Oth parts of pumps or compressors for goods of subheading 8414.40	11 793	187 940	551 517	1 670 371
8414902100	Part of kind for fans suitable use in goods of heading 8415, 8418, 8509/8516	1 057	14 232	4 555	51 238
8414902900	Oth part of kind for fan suitable use in goods of heading 8415, 8418, 8509/8516	1 000	57 775	976	1 041 541
8414903100	Hoods for goods of subheading 8414.60	3 841	39 274	27 659	237 514
8414903200	Hoods for goods of subheading 8414.80	475	5 229	2 483	24 761
8415101000	AC mach, windows/wall types self-contain or "split system" & out put < 26,38 kw	6 111	16 456	31 967	101 906
8415109000	AC mach, windows/wall types self-contain or "split system" & out put > 26,38 kw	18 295	98 747	94 514	427 208
8415201000	AC machine of a kind used for persons, in motor vehicles an out put < 26,38 kw	25 272	98 020	584 877	2 319 264
8415209000	AC machine of a kind used for persons, in motor vehicles an out put > 26,38 kw	15 293	175 088	277 496	2 398 511
8415819100	Refri.revrs heat pump, oth. use arcrcf, rail road, output > 21.10kw, airfl > 67.96m3/m	42	128	679	1 573
8415829100	Oth, incorporat.refri unit oth. used in arcrcf, railway, rd vhl an uotput < 26,38 kw	4 030	4 030	49 928	49 928
8415831900	Not incorp a refri unit of used in aircraft, output < 21.10kw, airfl < 67.96m3/m	-	450	-	1 630
8415832900	Not incorporating a refrigrating unit of used in aircraft with output > 26,38 kw	1 221	5 069	17 563	42 396
8415901400	Parts AC mach with an output < 21,10 kw of evapor/condensers for motor vehicles	19 346	117 313	374 000	2 070 892
8415901990	Parts AC mach with an output < 21,10 kw oth than of chasis / cabins, weld & paint	9 147	21 400	165 083	449 913
8415902900	Parts of mach with > 21,10kw otput < 26,38kw of kind used in motor vehicles	40	42	337	401
8415903400	Part mach with > 26,38 kw output < 52,75 kw with evap > 67,96 m/m used arcrcf/railway	1 857	9 081	19 295	97 385
8415904500	Parts of mach with an output > 52,75 kw with evapor > 67,96 m/m in mtr vehicles	21 294	123 038	337 576	1 913 465
8415904900	Parts of mach with an output < 52,75 kw with evapor > 67,96 m/m in mtr vehicles	36 341	170 081	279 918	1 776 953
8416100000	Furnace burners for liquid fuel	-	14 000	-	2 113
8416200000	Other furnace burners, including combination burners	-	68 824	-	546 588
8416300000	Mechanical stokers, including their mech grate, mech ash discharg & similar app	-	15	-	42
8416900000	Parts of furnaces burners for liquid or solid or gas fuel, mechanical stokers	434	5 985	4 519	424 606
8417100000	Furnace & oven for the roast, melt/oth heat treat, of ores, pyrite metal non-elect	519	6 204	3 570	171 570
8417200000	Bakery ovens, including biskuit ovens	100	13 067	78	14 422
8417800000	Incinerators, non-electric	8 183	15 371	10 075	150 717
8417900000	Part of industrial/laboratory furnaces & oven, including incinerators, non electric	51	60 247	112	67 424
8418101010	Refri-frez, fitt with separate external door; household type with < 230 l capacity	1 689 980	9 110 187	6 343 696	37 169 178
8418101090	Refri-frez, fitt with separate external door; household type with > 230 l capacity	2 821 181	13 523 921	10 032 832	52 758 398
8418109000	Refri-frez, fitt with separate external door, industri type	18 398	99 939	112 515	494 074
8418210010	Refrigerator, household type with compression type of capacity < 230 l	446 175	2 520 140	1 734 224	9 890 494

Tabel 3 : Ekspor Indonesia menurut Komoditi ( Kode HS 10 digit )  
**Export of Indonesia by Commodity ( 10 digit of HS Code )**

Mei 2016

**May**

Kode H S H S Code	Uraian golongan barang Group description	Berat bersih / Net weight (Kg)		Nilai / Value F.O.B. ( U S \$ )	
		Bulan ini Current month	Kumulatif Cum. Jan. to date	Bulan ini Current month	Kumulatif Cum. Jan. to date
(1)	(2)	(3)	(4)	(5)	(6)
8418210090	Refrigerator,household type with compression type of capacity > 230 l	834	5 001	1 295	7 999
8418290090	Refrigerator,household type oth than compres type of capacity > 230 l	97 959	372 759	272 071	1 089 625
8418301000	Freezer of the chest type, not exceed 200 i capacity	776	1 196	5 996	7 175
8418309000	Freezer of the chest type, not exceed 800 i capacity	1 714	13 753	10 258	56 526
8418401000	Freezer of the upright type, not exceed 200 i capacity	44 992	243 278	223 675	1 225 093
8418409000	Freezer of the upright type, not exceed 900 i capacity	1 130	5 882	12 315	69 126
8418501100	Refri chambers, capacity>200 l of kind suitable for medical,surgical/laboratory	-	9 507	-	141 133
8418501900	Oth Refri chambers, capcty>200 l of kind suitable for medical,surgical/laboratory	37 107	44 579	182 471	246 358
8418509900	Refrigerating equipment,capacity <=200 l not for medical, surgical or laboratory	585 835	2 304 438	3 206 905	12 008 062
8418691000	Beverage coolers equipment;heat pumps	21 240	60 414	58 668	179 083
8418693000	Drinking water coolers equipment;heat pumps	5 256	5 310	1 132	1 222
8418694100	Water chillers cap>21.10 kw for AC with a refrigerating equip;heat pumps	11 862	115 609	617 809	4 529 379
8418694900	Water chillers cap>21.10 kw not for AC m achine with a refrigerating	42	1 042	1 530	5 169
8418695000	Scale ice-maker units equipment;heat pum ps	-	3 077	-	30 579
8418699000	Oth refrigrt/freez equip,oth than heat p ump oth than air condition mach hd84.15	42 008	174 213	603 141	2 969 070
8418910000	Part for good,sub 8418.(10,21,29,30,40) ,furniture to refri/freez	5 806	28 621	36 356	147 592
8418991000	Evaporators and condensers	200 531	1 073 147	2 277 361	11 274 838
8418994000	Aluminium rollbonds for sub 8418.10.10, 8418.21, 8418.22 and 8418.29	-	507	-	2 956
8418999010	Cabinets and doors, welded/painted	4 310	109 591	8 608	247 332
8418999090	Oth part refrig & freezers equipment ele ctric/oth	39 758	255 304	272 012	1 851 997
8419111000	Instant gas water heaters,for household type, non electric	-	1 056	-	571
8419119000	Instant gas water heaters,not for household type, non electric	349	2 973	277	23 358
8419191000	Instant water heaters oth than gas , for household type, non electric	34	2 731	290	6 550
8419199000	Instant water heaters oth than gas , not for household type, non electric	511	10 858	950	73 518
8419200000	Instant water heaters, non electric for Medical,surgical/laboratory sterilisers	916	5 969	9 433	136 137
8419311090	Oth.than evaporators,dryers for agri products, electrically operated	1	111	100	561
8419321000	Dryers for wood, paper pulp, paper/paper board, electrically operated	-	225 428	-	568 428
8419391100	Dryers machine electricaly operated, for manufacture PCB	12	1 053	2 356	9 696
8419391900	Other dryers machine electrically operated	93 735	367 870	407 296	2 063 219
8419401000	Distilling/rectifying plant electrically operated	13 403	293 618	358 256	1 669 653
8419501000	Heat exchange units for Cooling towers	1	82	170	4 063
8419509010	Condensers for air conditioners for motor vehicles	1 673	55 618	22 981	799 333
8419509020	Oth condensers for air conditioners	2 021	5 599	3 398	22 827
8419509030	Oth condensers electrically operated	833	14 156	34 070	51 723
8419509040	Oth condensers not electrically operated	-	6 562	-	85 564
8419601000	Machinery for liquefying air or oth gases electrically operated	13 510	6 431 081	894 952	74 283 589
8419602000	Machinery for liquefying air or oth gases not electrically operated	-	335	-	4 000
8419811000	Oth.mach,plant&equip for make hot drink /for cook/heat food, elect operated	-	4 072	-	103 597
8419812000	Oth.mach,plant&equip for make hot drink /for cook/heat food,not elect operated	8 707	32 103	41 594	216 230
8419891900	Oth mach for making hot drinks/for cooki ng/heating food,electricall operate	875 711	964 616	12 772 377	13 592 166

Tabel 3 : Ekspor Indonesia menurut Komoditi ( Kode HS 10 digit )  
**Export of Indonesia by Commodity ( 10 digit of HS Code )**

Mei 2016

**May**

Kode H S H S Code	Uraian golongan barang Group description	Berat bersih / Net weight (Kg)		Nilai / Value F.O.B. ( U S \$ )	
		Bulan ini Current month	Kumulatif Cum. Jan. to date	Bulan ini Current month	Kumulatif Cum. Jan. to date
(1)	(2)	(3)	(4)	(5)	(6)
8419892000	Oth mach for making hot drinks/for cooking/heating food,not electric operate	-	45	-	11 925
8419901200	Part machin for the treatment by proses involve heat,for manufacture pcb/pwb	30 337	36 632	170 404	203 950
8419901300	Parts of electrically operated , casing for cooling towers	-	4 509	-	26 247
8419901900	Parts, oth machine electrically operated	10 031	99 727	40 248	609 471
8419902100	Part machine,non-electric op,for treat by proses involve heat ,household type	-	5	-	10
8419902900	Part machine,non-electric op,for treat by proses involve heat ,not household ty	9 696	24 737	24 919	86 488
8420109000	Oth calendering/oth rolling machine	-	5 420	-	22 697
8420911000	Cylinders, parts of apparatus for the appl of dry film,liquid photo resis,etc	354	7 359	3 932	180 424
8420991000	Oth parts of apparatus for the applic of dry film,liquid photo resist,etc	11 365	35 557	11 044	38 956
8420999000	Oth parts for calendering/oth rolling machines	211	656	10 114	15 587
8421120010	Centrifuges,including centrifugal dryers for cloth dryers cap<30 l	-	170	-	679
8421199000	Oth centrifuges,including centrifugal dryers	300	4 703	9 465	59 797
8421211100	Filtering/purifying water machine & app for domestic use of a cap <= 500 l/h	5	5 506	450	14 758
8421211900	Oth filtering/purifying water machine & app of a capacity <= 500 l/h	14 716	140 129	123 802	1 079 889
8421212200	Filtering/purifying water machine & app ,electrically operated of a cap> 500 l/h	237	1 397	2 845	21 570
8421212300	Filtering/purifying water machine & app ,non electric operated of a cap> 500 l/h	90	5 202	19	732
8421229000	For filter/purify beverages oth than water of a capacity <= 500 l/hr	-	305	-	1 330
8421231100	Oil filters for internal combustion engines machinery pos 8429 or 8430	196	5 467	4 257	13 911
8421231900	Petrol filters for internal combustion engines machinery pos 8429 or 8430	881	43 649	60 110	440 859
8421232100	Oil filters for motor vehicles of chapter 87	2 158 513	7 759 520	8 787 949	31 809 936
8421232900	Petrol filters for motor vehicles of chapter 87	49 955	216 106	413 601	1 639 688
8421239100	Oil filters for internal combustion engines machinery pos 8429 or 8430	296	658	2 350	14 347
8421239900	Petrol filters for internal combustion engines machinery pos 8429 or 8430	56	1 559	6 576	31 491
8421293000	Filter/purify mach&apparatus for liquid of a kind used in oil drill operations	2 450	37 200	83 763	304 615
8421294000	Filter/purify mach&apparatus for petrol filters	21 888	22 765	21 160	29 173
8421295000	Filter/purify mach&apparatus for oil filters	557	4 198	33	2 829
8421299000	Oth filtering machinery & apparatus for liquids not electrically operated	12 661	126 340	64 586	846 969
8421311000	Intake air filters for inter combustion engines for machine chapter 8429 or 8430	-	103	-	720
8421312000	Intake air filters for inter combustion engines for motor vehicles of chap 87	597 681	2 117 448	3 731 345	13 963 476
8421319000	Oth intake air filters for internal combustion engines	4 267	19 897	47 419	293 793
8421392000	Air purifiers	76	1 675	2 992	19 362
8421399000	Filtering machines&apparatus for gases	63 284	152 678	391 658	2 347 083
8421919000	Parts of subhd 8421.11.00/8421.19.90 of centrifuges,includ centrifugal dryers	301	637	22 992	78 796
8421992000	Parts filter cartridges of filter,subhd 8421.23	28 515	52 910	142 455	303 370
8421993000	Parts of goods of subheading 8421.31	12 403	41 246	78 918	308 072
8421999100	Oth parts of goods of subheading 8421.29.20	-	33	-	1 730
8421999400	Oth parts of goods of subheading 8421.21.11/8421.21.21	48	569	1 074	8 250
8421999900	Oth parts of goods of subheading 8421.21.11/8421.21.21	22 888	99 110	451 791	2 271 316
8422110000	Dish washing machine of the household type	-	2 710	-	25 705
8422190000	Dish washing machines not of the household type	-	2 006	-	79 288
8422200000	Machinery for cleaning/drying bottles or oth containers	-	1 489	-	83 546

Tabel 3 : Ekspor Indonesia menurut Komoditi ( Kode HS 10 digit )  
**Export of Indonesia by Commodity ( 10 digit of HS Code )**

Mei 2016

**May**

Kode H S H S Code	Uraian golongan barang Group description	Berat bersih / Net weight (Kg)		Nilai / Value F.O.B. ( U S \$ )	
		Bulan ini Current month	Kumulatif Cum. Jan. to date	Bulan ini Current month	Kumulatif Cum. Jan. to date
(1)	(2)	(3)	(4)	(5)	(6)
8422300000	Machinery for aerating beverages,filling ,closing,seal,label bottles, cans, boxes	410	10 004	1 735	627 118
8422400000	Other packing, wrapping machinery ( inc heat-shrink wrapping machinery)	43 412	138 845	362 205	1 711 722
8422901000	Parts of goods of subheading 8422.11	1 020	3 103	5 892	19 616
8422909000	Part goods of subhd 8422 of oth than sub heading 8422.11	8 421	67 951	32 058	941 408
8423101000	Personal weighing machin,including baby &household scales,electrically operated	3	615	5	2 364
8423102000	Personal weighing machin,including baby & household scales,not electric operate	1	158	9	656
8423201000	Scales for continuous weighing of goods on conveyors, electrically operated	-	585	-	2 696
8423202000	Scales for continuous weighing of goods on conveyors, not electrically operated	-	14	-	151
8423301000	Constan weight scales,predetermin weight scales & hopper scales,electric operat	129	6 318	11 521	23 614
8423302000	Constan weight scales,predetermin weight scales&hopper scales,not electr operat	-	1 604	-	2 064
8423811000	Oth weighing machinery,max capacity <=30 kg, electrically operated	-	13	-	623
8423812000	Oth weighing machinery,max capacity <=30 kg, not electrically operated	-	235	-	115
8423821900	Oth.weigh mach,having a maximum weight 1000<capacity <= 5 000kg ,electric opera	-	540	-	570
8423822900	Oth.weigh mach,having a maximum weight 1000<capacity <= 5 000kg ,not electric o	-	5	-	822
8423891000	Oth weigh mach,oth.capacity > 5 000kg, electrically operated	17 105	113 273	837 305	5 729 123
8423901000	Weighing machine weights	80	1 384	16 560	342 580
8423902100	Parts of Weighing machinery, electricall operated	5 939	16 536	125 701	644 565
8423902900	Parts of Weighing machinery, not electricall operated	3 162	5 407	88 263	317 190
8424101000	Fire extinguishers,whether/not charged suitable for aircraft use	150	1 965	3 900	13 977
8424109000	Fire extinguishers,whether/not charged for oth than aircraft use	-	3 936	-	22 418
8424201100	Spray guns & similar appliances for agri /horticultural,electric operated	-	322	-	460
8424201900	Spray guns&similar appliances not for agricult/horticultural,electric operated	-	1 699	-	29 948
8424202100	Spray guns & similar appliances for agricultural/horticultural,not electric	-	7	-	460
8424202900	Spray guns&similar appliances not for agricultural/horticultural,not electric	16	312	30	148
8424300000	Steam/sand blasting machines&similar jet projecting machines, electrical operate	-	6 555	-	51 052
8424813000	Hand-operated insecticide sprayers for agriculture/horticulture	130 070	579 793	581 244	2 516 118
8424892000	spray heads with dip tubes	216	1 034	1 201	8 212
8424894000	Dispensing/spraying machine of chemical or electrochemical, for manufacture PCB	10	10	407	407
8424895000	Oth appl for project,dispers,spray liqui ds/powders,not household type, elect op	-	3 926	-	130 526
8424899000	Oth appl for project,dispers,spray liqui ds/powders,not household type,not elect	100	170	3 619	5 336
8424901000	Parts of fire extinguisher	344	1 742	7 171	54 841
8424902300	Parts of spray gun,oth than of good of subhead 8424.20.11,electrically operated	2 500	7 471	1 606	14 774
8424902400	Parts of spray guns, of good of subhead 8424.20.11,not electrically operated	11	11	135	135
8424902900	Parts of spray gun,oth than of good of subhead 8424.20.11,not electrically oper	5	719	33	6 329
8424903000	Parts of steam/sand blasting machine & similar jet projecting mach,electric ope	701	6 940	16 965	110 240

Tabel 3 : Ekspor Indonesia menurut Komoditi ( Kode HS 10 digit )  
**Export of Indonesia by Commodity ( 10 digit of HS Code )**

Mei 2016

**May**

Kode H S H S Code	Uraian golongan barang Group description	Berat bersih / Net weight (Kg)		Nilai / Value F.O.B. ( U S \$ )	
		Bulan ini Current month	Kumulatif Cum. Jan. to date	Bulan ini Current month	Kumulatif Cum. Jan. to date
(1)	(2)	(3)	(4)	(5)	(6)
8424909300	Parts of oth appliance of subhead 8424.81.10/8424.81.20	9 100	9 100	9 940	9 940
8424909900	Oth mechanical appliances (whether/not hand operated)	21 302	90 687	143 963	765 147
8425110000	Pulley tackle & hoists oth than skip for raising vehicles, by electric motor	124	53 901	713	36 271
8425190000	Pulley tackle & hoists oth than skip for raising vehciles, not electric motor	20 000	31 588	8 757	79 827
8425310000	Oth winches; capstans, powered by electric motor	9 291	109 066	141 698	1 786 313
8425390000	Oth winches;capstans,oth than powered by oth electric motor	33 086	724 651	189 516	619 568
8425410000	Jacks hoists of built in jacking system of a type used in garages	-	71	-	430
8425421000	Jacks used in tipping mechanism for lorries	-	1 173	-	7 470
8425429000	Oth jacks and hoists, hydraulic	31 010	201 341	66 853	815 565
8425491000	Oth jacks;hoists of a kind used for raising vehicles, electrically operated	17 458	50 723	29 465	121 003
8425492000	Oth jacks;hoists of a kind used for raising vehicles, not electric operated	8	434 731	73	1 927 241
8426110000	Overhead traveling cranes on fixed support	-	206	-	6 345
8426120000	Mobile lifting frames on tyres and straddle carries	-	43 800	-	127 500
8426193000	Gantry cranes	13 100	113 755	13 000	858 154
8426199000	Other transporter cranes	100 114	2 286 670	368 677	6 612 196
8426200000	Tower cranes	168 500	283 970	68 500	281 050
8426300000	Portal/pedestal jib cranes	-	262 026	-	1 268 407
8426410000	Other Mobile lifting frames, self prop elled, on tyres	-	200 945	-	360 000
8426490000	Other Mobile lifting frames, self propel led,oth than on tyres	-	417 401	-	1 628 216
8426910000	Other derricks machine designed for mounting on road vehicles	2 200	4 200	4 000	130 354
8426990000	Other derricks machine designed for mounting oth than on road vehicles	240	55 320	12 493	82 538
8427100000	Self-propelled trucks powered by an electric motor	21 159	42 544	83 029	94 329
8427200000	Oth self-propelled trucks	67 030	115 998	228 532	449 108
8427900000	Oth trucks	33 550	351 198	55 125	891 747
8428102900	Oth lifts oth than of a kind used in buildings	-	213 962	-	1 132 242
8428209000	Oth pneumatic elevators & conveyors	40 080	47 948	72 919	473 877
8428329000	Oth continuous act elevators &conveyors of bucket type,not used for agri type	278	20 183	1 251	37 630
8428332000	conveyor belt, Automated machiine for the transport,hand & storage of PCB/PWB	-	200	-	3 950
8428339000	Other conveyor belt	-	124 151	-	134 052
8428399000	Oth continuous-action elevators&conveyor , for goods/materials	1 670	40 549	21 470	192 477
8428600000	Teleferics, chair-lifts, ski-draglines; traction mechanisms for funiculars	-	560	-	5 000
8428902000	Automated machine for the transport , handling&storage of PCB/PWBs/PCAs	-	782	-	60 000
8428909000	Other machine for lifting, handling, loa ding/unloading	4 153	24 352	104 252	153 643
8429110000	Track laying, bulldozers and angledozers	68 500	1 321 577	280 000	3 515 263
8429190000	Bulldozer & angledozers other than track laying	1 228 709	4 068 883	872 034	5 001 525
8429200000	Graders and levellers	27 300	764 778	24 000	1 548 974
8429300000	Scrapers	-	2	-	16
8429403000	Tamping machines	-	22 700	-	42 300
8429405000	Other vibratory road rollers	355 930	2 129 351	1 625 151	9 630 711
8429409000	Other Tamping mcachine and road rollers	68 016	802 674	361 670	9 361 548
8429510000	Front-end shovel loaders	16 900	79 285	75 000	235 704
8429520000	Mach with a 360,revolving super struct, mech shovels,excavators and shove loader	2 754 328	14 169 914	9 861 598	49 115 394
8429590000	Mech shovels,excavators & shove loader oth front-end shovel,cannot revolving 36	293 551	2 522 776	201 089	1 804 798
8430100000	Pile-drivers and pile-extractors	-	144	-	1 219
8430390000	Coal/rock cutters and tunneling machine ,oth than self-propelled	-	212	-	1 140



Tabel 3 : Ekspor Indonesia menurut Komoditi ( Kode HS 10 digit )  
**Export of Indonesia by Commodity ( 10 digit of HS Code )**

Mei 2016

**May**

Kode H S H S Code	Uraian golongan barang Group description	Berat bersih / Net weight (Kg)		Nilai / Value F.O.B. ( U S \$ )	
		Bulan ini Current month	Kumulatif Cum. Jan. to date	Bulan ini Current month	Kumulatif Cum. Jan. to date
(1)	(2)	(3)	(4)	(5)	(6)
8430410000	Oth boring/sinking machinery self propelled	21 200	93 760	906 678	1 496 756
8430491000	Boring mach,Wellhead platforms & integra produc modules for use in drilling prod	100	24 088	650	904 781
8430499000	Other boring or sinking machinery, not self propeled	-	61 954	-	959 751
8430500000	Oth moving,grading,levelling,scrapping machinery, self-propelled	-	28 636	-	2 208 074
8430610000	Tamping/compacting machinery, not self propelled	250	1 170	100	325
8430690000	Oth machinery of hedaign 84.30 not self -propelled	24 760	50 758	70 228	114 507
8431101300	Parts suitable for of goods of subhead 8425.19,8425.39or8425.49,electri operat	-	254 533	-	2 630 453
8431101900	Oth parts suitable for of goods of heading 84.25,electricly operated	44 616	455 225	63 756	389 714
8431102200	Part suitable for goods of sub 8425.11, 842520,8425.31,8425.41,8425.42,not elec	-	61	-	44
8431102900	Oth parts suitable for of goods of heading 84.25,not electricly operated	46 137	61 968	353 897	528 390
8431200000	Parts suitable for goods of head 84.27	15 840	38 643	26 677	89 669
8431311000	Parts of goods of shd 8428.10.(21,29), 8428.10.90,of lift skip hoist/escalators	400	706	1 600	2 812
8431312000	Parts of goods of shd 8428.10.10), 8428. 40.00,of lift skip hoist/escalators	41 863	119 149	182 164	572 819
8431391000	Part suitable for goods sub 8428.20.10, 8428.32.10, 8428.33.10/8428.39.10	150	2 305	17 209	90 389
8431392000	Parts suitable for goods of subheading 8 428.90	3	1 833	518	4 298
8431399000	Part of other lifting,handling/loading machine	212 876	431 294	325 448	1 368 479
8431411000	Buckets, shovels, grabs and grips,of machine of subheading 84.26	255 150	272 909	58 470	117 875
8431419000	Buckets, shovels, grabs and grips,of machine other than of subheading 84.26	462 623	791 475	342 274	954 196
8431420000	Bulldozer or angledozer blades	703 451	3 297 120	873 696	4 059 425
8431430000	Parts of boring/sinking machinery of su bhead 8430.41/8430.49	828 674	3 182 985	2 896 413	18 795 273
8431491000	Parts of machinery of heading 84.26 oth than Buckets, shovels, grabs and grips	408 614	1 897 862	516 013	2 752 439
8431492000	Cutting edges or end bits for scrapers, graders/levellers	875 265	4 691 691	3 329 807	17 793 285
8431494000	Cutting edges or end bits for bulldozer or angledozer blades	6 441	6 441	12 723	12 723
8431495000	Parts of road rollers	73 070	358 164	147 350	1 204 473
8431499000	Oth parts suitable use of machinery of heading 84.30	1 924 763	10 077 029	5 750 946	36 031 812
8432100000	Ploughs	1 052	1 232	1 800	2 160
8432210000	Disc harrows	-	300	-	760
8432290000	Scarifiers, cultivators, weeders, hoes and oths harrows	1 053	1 268	2 400	3 517
8432300000	Seeders, planters and transplanter	-	2 015	-	1 500
8432801000	Other machinery for soil preparation or cultivation;of agricult/horticultur type	-	5	-	122
8432901000	Parts of machinery of subheading 8432.80.90	9 294	39 410	230 349	982 382
8432909000	Parts oth machinery for soil preparation /cultivation	-	5 426	-	16 576
8433110000	Mowers for lawns,parks/ground,powered with the cutting device rotate horizonta	400	733	550	1 690
8433199000	Oth mowers for lawns, parks/sport ground ,oth than manually operated	59	1 696	93	3 374
8433200000	Oth mowers,including cutter bars for tractor mounting	959	984	13 398	25 369
8433400000	Straw or fodder baler,including pick-up balers	-	16 231	-	112 283
8433510000	Combined harvester-threshers macinery	-	56 279	-	395 384
8433530000	Root or tuber harvesting machines	200	200	6 636	6 636
8433599000	Other harvesting, threshing machinery	-	809	-	4 530
8433909000	Other parts harvesting or threshing machine	-	9 582	-	40 946
8435101000	Presses,crushers & manufacture of wine, cider,fruit juices,electric operated	200	78 584	7 000	327 317
8435901000	Parts of presses,crushers & manufacture of wine,cider,fruit juices,electr opera	1 816	1 816	40 965	40 965
8436211000	Poultry incubators & brooders, electric operated	-	16	-	100
8436292000	Oth poultry-keeping machinery, not electricly operated	-	160	-	190

Tabel 3 : Ekspor Indonesia menurut Komoditi ( Kode HS 10 digit )  
**Export of Indonesia by Commodity ( 10 digit of HS Code )**

Mei 2016

**May**

Kode H S H S Code	Uraian golongan barang Group description	Berat bersih / Net weight (Kg)		Nilai / Value F.O.B. ( U S \$ )	
		Bulan ini Current month	Kumulatif Cum. Jan. to date	Bulan ini Current month	Kumulatif Cum. Jan. to date
(1)	(2)	(3)	(4)	(5)	(6)
8436801100	Other agric or horticultural machine,electric operated, inc Germination plant	12 047	82 767	141 750	930 723
8436801900	Other machine, electric operated for poultry include bee keeping	526	526	8 000	8 000
8436802100	Other agric or horticultural machine, not electric operated, inc Germination p	-	9 825	-	93 875
8436802900	Other machine, not electric operated for poultry include bee keeping	-	102 950	-	1 094 356
8436911000	Parts of poultry-keeping machinery/ poultry,incubator & brooders,electric operat	155	5 405	59	2 069
8436912000	Parts of poultry-keeping machinery/ poultry,incubator&brooders,not electric oper	379	379	630	630
8436991100	Parts of other machin for agri & hort type,electric operated	-	5 713	-	27 182
8436991900	Parts of other poultry/bee-keeping machin, electric operated	-	2 060	-	20 000
8436992900	Parts of other poultry/bee-keeping machine, not electric operated	559	1 000	134 892	138 877
8437103000	Machine for clean,sorting/grading seed , grain dried leguminous vegetables,electr	-	100	-	500
8437104000	Mach for clean,sorting/grad seed,graint dried leguminous vegetable,not electric	-	120	-	216
8437801000	Rice hullers & cone type rice mills, electrically operated	-	125	-	200
8437802000	Machinery for rice hullers & cone type rice mills,not electrically operated	460	1 994	1 300	3 255
8437803000	Cofee & corn mills machine for industry type, electrical operated	-	1 456	-	5 165
8437804000	Cofee & corn mills machine for industry type, not electrical operated	1 500	1 604	750	1 076
8437805100	Polishing machine for rice, sieving,bran cleaning&husking machine, electric oper	-	640	-	7 500
8437805900	Other machine used in the milling indust or working of cerals, electric operate	16 919	23 369	142 733	213 816
8437806100	Polishing machine for rice, sieving,bran cleaning&husking machine, not electric	835	5 915	1 021	6 508
8437806900	Other machine used in the milling indust or working of cerals, not electric oper	112	131	225	270
8437901100	Parts of machin of subheading 8437.10, electrically operated	-	270	-	8 373
8437901900	Parts of machines oth than of subhead 8437.10,electrically operated	-	50	-	75
8437902900	Oth parts of machines of subheading 8437.10, not electrically operated	-	5 352	-	44 272
8438101000	Bakery machine,macaroni,spaghetti/simila products, electrically operated	40 808	165 481	659 125	2 183 960
8438102000	Bakery machine,macaroni,spaghetti/simila products, not electrically operated	-	70	-	95
8438201000	Machine for the manufac of confectionary cocoa/chocolate, electrically operated	-	7 681	-	43 839
8438501000	Mach for the preparation of meat/poultry ,electrically operated	144	7 676	5 650	56 572
8438502000	Mach for the preparation of meat/poultry ,not electrically operated	-	5	-	8
8438601000	Machiner for the preparation of fruits, nuts/vegetable, electrically operated	-	665	-	5 750
8438602000	Machiner for the preparation of fruits, nuts/vegetable, not electric operated	-	200	-	56
8438801100	Coffee pulpers, electrically operated	-	13	-	500
8438809100	Other machine for the industrial preparation/manufacture, electric operated	17 688	89 123	256 121	1 324 862
8438809200	Other machine for the industrial preparation/manufacture, not electric operated	-	456	-	836
8438901100	Parts of electrically operated machine of subheading 8438.30.10	2 800	2 800	3 500	3 500

Tabel 3 : Ekspor Indonesia menurut Komoditi ( Kode HS 10 digit )  
**Export of Indonesia by Commodity ( 10 digit of HS Code )**

Mei 2016

**May**

Kode H S H S Code	Uraian golongan barang Group description	Berat bersih / Net weight (Kg)		Nilai / Value F.O.B. ( U S \$ )	
		Bulan ini Current month	Kumulatif Cum. Jan. to date	Bulan ini Current month	Kumulatif Cum. Jan. to date
(1)	(2)	(3)	(4)	(5)	(6)
8438901900	Parts of oths goods of heading 84.38 ele ctrically operated	52 536	138 891	616 305	2 705 108
8438902900	Parts of oth goods of heading 84.38.20 o f coffee pulpers,not electric operated	29	16 612	5 100	355 303
8439910000	Part of machine for mak pulp of fibrous cellulosic material,electrically operate	-	290	-	1 001
8439990000	Parts for making/ finishing paper/ paper board, electrically operated	652	58 435	27 376	750 215
8440101000	Book-binding mach, includ book-sewing, electrically operated	-	815	-	45 053
8441101000	Cutting paper machines, electrycally operated	51 389	66 112	63 958	145 895
8441102000	Cutting paper machine, not electrycally operated	-	450	-	1 073
8441201000	Machine for making bags,sacks/envelopes electrically operated	-	35 465	-	286 000
8441401000	Machines for moulding articles in paper pulp,paper/paperboard,electric operat	-	4 500	-	96 200
8441801000	Oth machinery for making up paper pulp, paper/paperboard,electrically operat	80	8 440	450	51 275
8441901000	Part of machin for mak up paper pulp, paper/paperboar,cutting mach,elec operat	861	11 030	2 760	76 535
8442301000	Electric machine,app&equip for preparing /making plates,cylinders&oth printing co	7	1 395	603	84 335
8442302000	Non electric machine,app&equ for prepare /making plates,cylinders&oth printing co	2	271	14	3 309
8442401000	Parts,of electric machine,app&equip for prepare/making plates,cylinders&oth prin	100	1 929	998	28 998
8442500000	Plate,cyls&oth.print comp.plates,cyl & lithograph stones,prepared print purpose	10 047	16 564	42 828	90 635
8443110000	Ofset printing machinery, reel-fed	1 497	2 998	18 583	37 377
8443120000	Ofset printing machinery, sheet - fed, office type (use sheet<22x36cm)	-	29 650	-	20 000
8443130000	Oth er offset printing machinery	5 750	151 877	49 467	1 564 964
8443140000	Letterpress printing machine, reel-fed, excluding flexographic printing	-	5 513	-	55 087
8443160000	Flexographic printing machinery	16 130	16 870	418 109	418 609
8443170000	Gravure printing machinery	-	2	-	55
8443190000	Other printing machine use for print by means of plates, cylinder&oth print	14 954	96 472	29 949	257 500
8443311010	Printer-copier,ink-jet,color,capable of connecting to a data machine/network	4 493 669	20 117 193	78 865 154	350 830 121
8443311090	Printer-copier,ink-jet proces,no color, capable of connect to data mach/network	375	3 561	1 330	65 609
8443312010	Printer-copier,laser proces,color, capab le connect to data mach/network	3 869	4 153	92 153	113 755
8443312090	Printer-copier,laser proces,no color, ca pable connect to data mach/network	-	4 620	-	16 635
8443313090	Combination printer-copier-facs machine, no color,connect to data mach/network	-	3 111	-	16 645
8443319010	Oth mach which perform >= 2 function of printing,copying/facsimile; color	-	13 478	-	270 808
8443319090	Oth mach which perform >= 2 function of printing,copying/facsimile,no color	2 710	10 349	4 662	239 076
8443321010	Dot matrix printer,color,capable connect to data machine/network	-	287	-	18 188
8443321090	Dot matrix printer,no color,capable of connect to data machine/network	476 025	1 911 026	7 059 186	28 415 044
8443322010	Ink-jet printer,color,capable of connect to a data machine/network	32	32	280	280
8443322090	Ink-jet printer,no color,capable connect to a data machine/network	12 481	30 224	286 290	676 798
8443323010	Laser printer,color,capable of connect to a data machine/network	229	1 865	295	1 687
8443323090	Ink-jet printer,no color,capable connect to a data machine/network	448	11 487	466	37 078

Tabel 3 : Ekspor Indonesia menurut Komoditi ( Kode HS 10 digit )  
**Export of Indonesia by Commodity ( 10 digit of HS Code )**

Mei 2016

**May**

Kode H S H S Code	Uraian golongan barang Group description	Berat bersih / Net weight (Kg)		Nilai / Value F.O.B. ( U S \$ )	
		Bulan ini Current month	Kumulatif Cum. Jan. to date	Bulan ini Current month	Kumulatif Cum. Jan. to date
(1)	(2)	(3)	(4)	(5)	(6)
8443329090	Other printing machine,no color,capable connect to data machine/network	330 545	1 285 332	10 236 970	42 543 353
8443392090	Electros photocopy ,no color,by reproduc original image in-direct onto the copy	-	14 000	-	16 200
8443393010	Oth photocopy apparatus incorporating an optical system,color	-	60	-	100
8443393090	Oth photocopy apparatus incorporating an optical system,no color	1 160	6 669	3 770	50 182
8443394090	Ink-jet printer,not color,not capable of connect to network	-	34	-	2 307
8443399090	Laser printer ,not color,not capable of connect to network	112	678	800	10 788
8443910000	Part & accessori of print machinery used for print by component of head 84.42	151 666	685 956	10 096 255	46 051 225
8443991000	Part & accessori of screen print machi- nery for manufact of print circuit board	1	366	202	397
8443992000	Ink-filled printer cartridges	117 654	776 519	3 291 169	19 338 952
8443993000	Paper feeders and sorters	-	49	-	1 923
8443999000	Oth part & accessori of screen printing machinery	39 337	221 732	1 866 735	10 292 540
8444001000	Mach for extrude,texture/cut man-made textile material,electric operate	-	20 794	-	42 008
8445111000	Carding machines,electrically operated , for preparing textil fibres	-	77 536	-	44 564
8445121000	Combing machines, electrically operated, for preparing textil fibres	5 160	5 160	121 787	121 787
8445131000	Drawing/roving machines, electrically operated, for preparing textil fibres	5 930	14 750	130 518	218 018
8445191000	Other machines for preparing textile fibres; electrically operated	37 510	129 370	87 662	243 074
8445301000	Textile doubling/twisting machines; electrically operated	-	88 655	-	76 112
8445401000	Textile winding(including weft-winding) or reeling machin,electrically operated	93	99 572	2 274	715 595
8445402000	Textile winding (including weft-winding) or reeling machine,not electric operated	-	9 441	-	117 910
8445901000	Mach for prepring textile yarns to used weaving/knitting/stich bond,elect oprtd	-	5 907	-	287 323
8445902000	Mach for prepring textile yarns to used weaving/knitt/stich bond,not elect oprtd	6 700	6 890	10 116	49 332
8446101000	Machines for weaving fabrics of a width ? 30 cm, electric operated	481	1 419	2 977	11 907
8446290000	Machines for weaving fabrics of a width >30 cm,shuttle type	-	1	-	18
8447111000	Circular knitting mach,cylinder diamtr ? 165 mm, electrically operated	-	251 525	-	1 381 407
8447121000	Circular knitting mach,cylinder diamtr >165 mm, electrically operated	2 254	2 298	6 955	11 482
8447201000	Flat knitting & stitch bonding machine, electrically operated	15 000	21 810	58 130	114 660
8447901000	Machines for making gimped yarn,tulle, lace&mach for tufting,electric operated	3 000	3 124	6 000	10 508
8448112000	Dobbies & jacquards, card reducing, copying,puching/ass mach,not elect oprtd	-	945	-	8 140
8448191000	Auxiliary mach for use extruding/prepare textile/weave/knitt, elect oprtd	260	260	20 000	20 000
8448192000	Auxiliary mach for use extruding/prepare textile/weave/knitt, not elect oprtd	-	319	-	548
8448200000	Parts&accessories of machines for extrud /their auxiliary machinery	3 650	21 621	390 677	1 986 151
8448310000	Card clothing	-	2 304	-	45 457
8448320000	Parts & access of mach for preparing textile fibres,other than card clothing	-	80	-	209
8448330000	Spindles, spindle flyers,spinning rings, and ring travellers	70	810	5 618	59 114

Tabel 3 : Ekspor Indonesia menurut Komoditi ( Kode HS 10 digit )  
**Export of Indonesia by Commodity ( 10 digit of HS Code )**

Mei 2016

**May**

Kode H S H S Code	Uraian golongan barang Group description	Berat bersih / Net weight (Kg)		Nilai / Value F.O.B. ( U S \$ )	
		Bulan ini Current month	Kumulatif Cum. Jan. to date	Bulan ini Current month	Kumulatif Cum. Jan. to date
(1)	(2)	(3)	(4)	(5)	(6)
8448390000	Oth parts & access of mach of preparing textile fibres/their auxiliary machinery	123	18 470	555	58 639
8448420000	Reeds for looms, healds & heald-frames	185	1 661	16 699	366 763
8448499100	Oth parts&acces, elect operated,use with machines for extruding & knitting	3 017	20 547	198 393	1 164 670
8448510000	Sinkers, needles&other articles used in forming stitches	4	74	1 180	20 542
8448590000	Othe parts&accessories of mach for knitting/their auxiliary machinery	80	566	1 078	11 704
8450111000	Household/laundry-type washing machines; fully-automaticmachine;capacity < 6 kg	204	2 046	693	7 856
8450119000	Household/laundry-type wash machines; fully- automatic machine;capacity > 6 kg	22 859	77 660	79 484	237 911
8450120010	Household/laundry-type wash machines; built-in centrifugal drier,capacity ? 6	13 500	13 500	38 500	38 500
8450120020	Household/laundry-type wash machines; built- in centrifugal drier,capacity > 6	70 184	486 063	282 328	2 038 783
8450191010	Other household/laundry-type wash machin dry linen capacity ? 6 kg	30	30	90	90
8450191020	Other household/laundry-type wash machin dry linen capacity > 6 kg	61 933	267 370	173 289	1 703 811
8450199020	Other household/laundry-type wash machin dry linen capacity > 6 kg	-	149 535	-	623 169
8450200000	Household/laundry-type washing machines; a dry linen capacity >10 kg	168	145 805	1 679	635 965
8450901000	Parts of mach of dry linen capacity > 10 kg	-	1 388	-	12 072
8450902000	Parts of mach of dry linen, full auto, with buil-in centrifugal drier,cap<10kg	2 316	12 050	11 896	63 265
8451100000	Dry-cleaning machines	1 200	1 921	7 200	11 009
8451290000	Drying machines,each of a dry linen capacity exceeding 10 kg	-	97 014	-	44 273
8451309000	Ironing machines and presses (including fusing presses)	-	402	-	932
8451400000	Washing, bleaching/dyeing machines	38 259	158 215	1 917 085	7 433 056
8451500000	Mach. for reeling,unreeling,folding, cutting/pinking textile fabrics	18	18	1 000	1 000
8451800090	Other machinery exclude washing mach for laundry ; for domestic use	-	28	-	1 068
8451901100	Parts of drying machines with a dry linen capacity ? 10 kg	-	1	-	533
8451901900	Parts of drying machines with a dry linen capacity ? 10 kg	500	502	113 002	113 192
8451909000	Parts of drying machines with a dry linen capacity > 10 kg	987	53 616	137 375	388 677
8452100000	Sewing machines of the household type	826	20 679	2 667	71 599
8452210000	Sewing machines;automatic units	2 419	40 783	20 848	118 201
8452290000	Sewing machines;not automatic units	31 623	56 443	404 181	453 899
8452300000	Sewing machine needles	-	1	-	3
8452901100	Arm,bed,stand,flywheel,belt guard; pedals of sewing mach of household type	27 233	84 096	38 212	116 514
8452901200	Furniture, bases and covers for sewing machines and parts there of	14 284	41 855	25 012	70 609
8452901900	Oth part of sewing mach of machinery of sewing machines of household type	-	2 528	-	14 484
8452909200	Furniture, bases and covers for sewing machines and parts thereof	-	21	-	270
8452909900	Other parts of sewing mach of machinery exclude sewing mach of household type	391	1 218	13 390	22 877
8453101000	Machinery for prepare,tanning/work hides , skins/leather, elect operated	18 150	22 145	39 974	45 287
8453102000	Machinery for prepare,tanning/work hides , skins/leather, not elect operated	-	1	-	5
8453201000	Machinery for making/repairing footwear, electrically operated	7 312	22 618	96 077	193 268

Tabel 3 : Ekspor Indonesia menurut Komoditi ( Kode HS 10 digit )  
**Export of Indonesia by Commodity ( 10 digit of HS Code )**

Mei 2016

**May**

Kode H S H S Code	Uraian golongan barang Group description	Berat bersih / Net weight (Kg)		Nilai / Value F.O.B. ( U S \$ )	
		Bulan ini Current month	Kumulatif Cum. Jan. to date	Bulan ini Current month	Kumulatif Cum. Jan. to date
(1)	(2)	(3)	(4)	(5)	(6)
8453801000	Other Mach for make/repaire footwear,not sewing machine,electrically operated	-	20 908	-	76 455
8453802000	Other Mach for make/repaire footwear,not sewing machine,not electrically operated	375	2 531	999	2 464
8453900000	Parts of machinery for preparing,tanning working hides, skins, leather	448	3 803	14 168	48 575
8454100000	Converters	23	259	30	1 000
8454200000	Ingot moulds and ladles	7 946	27 947	212 191	611 476
8454300000	Casting machines	1	2	155	675
8454900000	Parts of converter, ladles, ingot moulds , casting mach for metelurgy	2 569	5 650	151 463	262 892
8455300000	Rolls for rolling mills	-	143 640	-	24 772
8455900000	Other parts of metal-rolling mills and rolls therefor.	-	530 754	-	95 218
8456100000	Mach tool for work any material by removal material,operat by laser/photon	114	25 129	11 451	825 689
8456200000	Machines tool for work any material by removal material,operat by ultrasonic	-	183	-	8 886
8456901000	Mach tool for mnfact of printed circuit, numerical control,by plasma arc process	-	4 450	-	156 236
8456902000	Wet proces equip for the application by immersion of electrochemic solutions	-	10 000	-	347 652
8456909000	Oth mach tool for work any material by other operating processes	100	2 890	3 000	31 256
8457100000	Machining centres	2 744	7 557	35 000	98 553
8457200000	Unit construction machines (single-station)	-	56	-	50
8457300000	Multi-station transfer machines	80	841	1 101	4 692
8458110000	Horizontal lathes, for removing metal numerically controlled	-	16 464	-	290
8458199000	Horizntal lathes, for remove metal, bed- spidle cntrl not excd>300mm,not num elct	-	21 287	-	12 175
8458999000	Oth lathes,for remove metal,not numeric ctrl, spidle cetnre-bed not excd >300 mm	-	17 810	-	107 043
8459101000	Way-type unit head machines, electrically operated	-	1 800	-	1 852
8459102000	Way-type unit head machines, not electrically operated	-	1 000	-	728
8459210000	Drilling machines,numerically controlled	12	3 016	613	60 997
8459291000	Drilling machines,electrically operated	-	10 829	-	99 814
8459292000	Drilling machines, not electrically operated	-	12 895	-	221 401
8459391000	Boring-milling machines,electrically operated, not horizontal lathes	-	166	-	1 014
8459401000	Boring machines, electrically operated	-	2 360	-	40 000
8459610000	Other milling machines, numerically controlled	-	1 240	-	18 051
8459691000	Other milling machines, electrically operated	-	192	-	380
8459701000	Other threading/tapping machines, electrically operated	-	2 028	-	2 107
8459702000	Other threading/tapping machines, not electrically operated	2	264	73	2 576
8460191000	Other flat-surface grinding mach,an accur at least 0.01 mm, elect oprated	-	116	-	1 645
8460192000	Oth flat-surface grinding mach,an accur at least 0.01 mm, not elect operated	145	318	946	1 414
8460291000	Other grinding mach,an accuracy of at least 0.01 mm, electrically operated	278	2 888	3 784	82 791
8460292000	Other grinding mach,an accur at least 0.01 mm, not electric operated	338	13 430	1 039	33 538
8460311000	Machine tools, numeric controlled, for sharpen carbide diamet ? 3.175 mm	-	10 362	-	440 746
8460319000	Oth sharpening (tool/cutter grinding) machines,numerically controlled	1 000	20 420	44 207	68 148
8460391000	Oth sharpening (tool/cutter grinding) machines, electrically operated	-	129	-	14 400
8460401000	Honing/lapping machines, electrically operated	180	768	97	1 663
8460901000	Other machine-tools for deburring, abrasives/ polishing products, elect ope	-	2 511	-	3 711

Tabel 3 : Ekspor Indonesia menurut Komoditi ( Kode HS 10 digit )  
**Export of Indonesia by Commodity ( 10 digit of HS Code )**

Mei 2016

**May**

Kode H S H S Code	Uraian golongan barang Group description	Berat bersih / Net weight (Kg)		Nilai / Value F.O.B. ( U S \$ )	
		Bulan ini Current month	Kumulatif Cum. Jan. to date	Bulan ini Current month	Kumulatif Cum. Jan. to date
(1)	(2)	(3)	(4)	(5)	(6)
8460902000	Other mach-tools for deburring,abrasives /polishing products, not elect operated	2	838	13	2 490
8461201000	Shaping/slotting machines,electrically operated	482	16 509	459	102 600
8461401000	Gear cutting,gear grinding/gear finishing mach electric operated	721	6 806	840	7 230
8461501000	Sawing/cutting-off machines, electrically operated	17 430	24 211	76 147	134 031
8461502000	Sawing/cutting-off machines, not electrically operated	-	425	-	455
8461901100	Planing machines,electric operated	360	450	240	401
8461901900	Other planing machines,electric operated	-	7 786	-	82 376
8462101000	Forging/die-stamping machines (incl pres & hammers, electric operated	200	86 976	1 650	1 602 002
8462102000	Forging/die-stamping machines (incl pres &hammers,not electric operation	-	724 828	-	241 368
8462210000	Bend,fold,straighten/flattening machine (includ pres),numeric control	2 095	128 719	6 036	313 489
8462291000	Bend,fold,straighten/flattening machine (incl pres),unnumeric cntrl,elect oprd	4 019	45 068	59 432	199 456
8462310000	Shearing machine (incl press),oth than combine punching mach,numeric control	-	32 664	-	3 296
8462392000	Shearing mach (incl press),oth than bine punch mach,not electric operated	-	2 575	-	61 864
8462410000	Punching/notching mach,incl comb punch & shearing mach,numeric control	2	778	66	866
8462491000	Punching/notching mach,incl comb punch & shearing mach,not numeric cntrl,electr	20	393	30	3 565
8462910000	Hydraulic presses	10	143 114	136	493 966
8462991000	Mach for manufac of boxes,cans & similar contain of tin plate, electric operated	-	47 800	-	185 222
8462995000	Oth machine for working metal by forging ,hamming,electrically operated	850	19 199	722	173 641
8462996000	Oth machine for working metal by forging ,hamming,not electrically operated	166	4 129	200	1 322
8463101000	Draw-benches for bars,tube,profile,wire, or the like, electrically operated	180	1 748	50	1 490
8463201000	Thread rolling machines, electrically operated	11 000	11 000	8 770	8 770
8463301000	Machines for working wire,electrically operated	10 411	12 935	99 302	108 649
8463901000	Oth mach tool for work metal/cerments, without remove material,elect operated	5	661	51	4 566
8463902000	Oth mach tool for work metal/cerments, without remove material,not elect oprtd	-	5 280	-	114 725
8464101000	Sawing machines, electrically operated	180	691	54	37 025
8464102000	Sawing machines,not electrical operated	190	190	618	618
8464201000	Grinding/polishing machines, electrically operated	-	17	-	34
8464202000	Grinding/polishing machines, not electrically operated	-	1 000	-	43 000
8464901000	Oth mach tool for work stone,ceramics/ like mineral material,elect operated	-	8 205	-	20 626
8464902000	Oth mach tool for work stone,ceramics/ like mineral material,not elect operate	-	400 000	-	28 392
8465100000	Mach, can carryout diffrent type opration without tool charge for such operation	-	26 379	-	674 582
8465912000	Other sawing mach for scoring PCB/ PWB's , electrically operated	3 000	102 673	1 520	217 395
8465919000	Other sawing mach for scoring PCB/ PWB's , not electrically operated	419	191 949	13 360	115 773
8465922000	Oth planing,milling/moulding (by cutting) mach,electrically operated	-	142 589	-	224 186
8465929000	Oth planing,milling/moulding (by cutting)machines,not electric operat	1 508	112 292	1 178	313 941
8465931000	Grinding, sanding/polishing machines, electrically operated	371	159 213	3 245	344 219
8465932000	Grinding, sanding/polishing machines, not electrically operated	-	416	-	1 311
8465941000	Bending/assembling machines, electrically operated	1 305	17 005	95 583	175 893

Tabel 3 : Ekspor Indonesia menurut Komoditi ( Kode HS 10 digit )  
**Export of Indonesia by Commodity ( 10 digit of HS Code )**

Mei 2016

**May**

Kode H S H S Code	Uraian golongan barang Group description	Berat bersih / Net weight (Kg)		Nilai / Value F.O.B. ( U S \$ )	
		Bulan ini Current month	Kumulatif Cum. Jan. to date	Bulan ini Current month	Kumulatif Cum. Jan. to date
(1)	(2)	(3)	(4)	(5)	(6)
8465942000	Bending/assembling machines, not electrically operated	-	2 030	-	2 438
8465953000	Other drilling/morticing machines, electrically operated	2 500	27 925	9 300	66 211
8465959000	Other drilling/morticing machines, not electrically operated	-	102 782	-	258 203
8465961000	Splitting, slicing/paring machines, electrically operated	-	89 750	-	202 915
8465993000	Other machine tools, lathes, eletrically operated	-	6 285	-	5 796
8465994000	Other machine tools, lathes, not eletrically operated	-	8	-	150
8465995000	Mach for deburring surfaces of PCB/PWB's, for scoring laminati presses	-	10 361	-	7 008
8465996000	Other mach-tools for nailing,stapling, glueing/otherwise assemb,elect operated	22	9 377	98	36 981
8465999000	Other mach-tools for nailing,stapling, glueing/otherwise assemb,not elect oprtd	600	349 914	160	710 694
8466101000	Tool hold.self-open dieheadsfor 8456.90, 8460.31,8465.91,8465.92,8465.95,8465.99	-	1	-	277
8466109000	Oth tool holders & self-opening dieheads	548	32 213	25 093	130 946
8466201000	Work holders for sub 8456.99, 8460.31, 8465.91, 8465.92, 8465.95, 8465.99	150	611	93 651	96 870
8466209000	Oth work holders for other machine tools	1 946	6 902	108 376	176 670
8466309000	Dividing h,not for attachm sub 8456.99, 8460.31,8465.91,8465.92,8465.95&8465.9	17 463	77 259	576 483	2 493 249
8466910000	Parts&acces suitable for machine of heading 84.64-84.65	-	92 773	-	192 661
8466929000	Parts & acces suitable for mach of otherheading 84.65	190	5 687	2 175	61 279
8466939000	Parts&acces suitable for mach of other headings 84.56 to 84.61	6 168	40 168	163 122	948 497
8466940000	Oth parts & acces suitable for machines other headings 84.56 to 84.61	1 478	132 898	16 426	799 565
8467110000	Tool for work in the hand,pneumatic, rotary type (incl rotary percussion)	-	2	-	313
8467190000	Tool for working in the hand,pneumatic, in other type	664	2 229	44 685	61 904
8467210000	Drills of all kinds with self contained electric motor	1 358	16 937	7 139	168 524
8467220000	Saws with self contained electric motor	641	1 024	327	3 371
8467290000	Oth tool for working in the hand, with self-contained electric motor	1 584	92 587	1 688	224 073
8467810000	Chain saws	1 321	3 887	2 860	22 856
8467890000	Oth tool for working in the hand, with self-contained non-electric motor	1 124	9 038	48 467	107 282
8467911000	Part of chain saw,of elect-mechanic for work in hand,self-cont. electric motor	63	187	1 910	9 799
8467919000	Part of chain saw,of elect-mechanic for work in hand,self-cont. non elect motor	62 934	88 643	50 712	87 061
8467920000	Parts of pneumatic tools	-	4 692	-	12 361
8467991000	Part of hydraulic tool,of goods with self-contained electric motor	1 337	8 455	6 614	29 863
8467999000	Part of hydraulic tool,of goods not with self-contained electric motor	759	2 328	333	65 897
8468100000	Hand-held blow pipes	1	1	3	3
8468201000	Hand-operated gas welding, brazing/ cutting appliances for metal	5 320	16 353	29 791	90 311
8468209000	Other gas-operated machinery & apparatus	-	7 829	-	211 614
8468800000	Other machinery and apparatus	656	9 913	2 918	29 547
8468902000	Parts of goods of hand-operat gas weld brazing/cutting appliances for metal	-	149	-	122
8468909000	Oth parts of not hand blow pipe/oprtd gas welding, braze/cut appl for metal	8 712	584 043	279 667	3 259 928
8469001000	Word processing machines	-	144	-	1 251
8469009010	Automatic typewriters	-	239	-	266
8469009090	Non automatic typewrites	6 460	51 173	81 926	611 955
8470100000	Electronic calculators capable of oper without an extnl source electric power	372	1 429	937	14 114



Tabel 3 : Ekspor Indonesia menurut Komoditi ( Kode HS 10 digit )  
**Export of Indonesia by Commodity ( 10 digit of HS Code )**

Mei 2016

**May**

Kode H S H S Code	Uraian golongan barang Group description	Berat bersih / Net weight (Kg)		Nilai / Value F.O.B. ( U S \$ )	
		Bulan ini Current month	Kumulatif Cum. Jan. to date	Bulan ini Current month	Kumulatif Cum. Jan. to date
(1)	(2)	(3)	(4)	(5)	(6)
8470210000	Electronic calculating machines incorporating a printing device	-	15	-	342
8470290000	Other electronic calculating machines	-	100	-	360
8470300000	Other calculating machines	4	19	40	70
8470500000	Cash registers	197 227	1 000 104	2 483 424	12 500 517
8470902000	Accounting machines	-	140	-	464
8470909000	Mach for pocket-size data record, reprod ,display mach with calculating function	19 968	63 067	1 505 181	4 505 822
8471301000	Palmtop &personal digital assistants (PDAs)	199	523	23 778	60 914
8471302000	Laptops incl notebooks and subnotebooks	1 558	11 024	50 492	707 479
8471309000	Oth portable digital automatic data proc mach,weigh not more than 10 kg	402	2 599	3 402	290 398
8471411000	Personal computers excluding portable	-	3 898	-	114 170
8471419000	Other digital automatic data processing machines	5 797	50 304	481 862	5 507 679
8471491000	Processing units for personal &portab computers,presented in form systems	-	8 548	-	13 751
8471499000	Other digital automatic data proces mach ,present in form of systems	804	9 721	21 326	612 131
8471501000	Process units for personal & portab comp ,other automatic data processing machine	7 909	20 801	411 831	3 050 770
8471509000	Other digital automatic data proces mach ,other automatic data processing machine	2 282	7 696	83 714	550 519
8471603000	Computer keyboards	343	1 083	1 112	5 797
8471604000	X-y coordinate input devices,including mouse,light pens,joystick,track balls	26 313	125 216	1 531 465	6 864 239
8471609000	Other mach input/output units,whether/ not contain storg units same housing	3 795	363 978	154 944	12 868 065
8471701000	Floppy disk drives	-	18	-	178
8471702000	Hard disk drives	4 191	26 825	555 528	2 768 422
8471703000	Tape drives	18	62	460	15 352
8471704000	Optical disk drives,including cd-rom drives,dvd drives & cd-r drives	399	3 530	25 670	131 597
8471705000	Proprietary fmat strge device incld media therefor fr automat dt procc mach	244	1 463	34 193	361 666
8471709100	Automatic backup systems	1	47	60	4 542
8471709900	Other storage units of digital automatic data processing machines	1	159 791	300	1 211 241
8471801000	Control and adaptor units	2 322	8 036	75 885	447 931
8471807000	Sound card and video cards	113	1 176	2 994	28 365
8471809000	Other units of automatic data processing machines	1 277	2 493	22 603	71 145
8471901000	Bar code readers	1 223	5 657	880 592	3 295 852
8471902000	Optical character readers,document/ image scanners	272 202	1 615 583	9 187 005	49 172 973
8471909000	Other automatic data processing machines & units thereof	6 267	63 853	1 301 895	7 034 281
8472101000	Duplicating machines, electric operated	-	35	-	50
8472102000	Duplicating machines, not electrically operated	8	48	200	8 310
8472302000	Machines for sorting/folding mail/for in serting mail in envelops,not elect oprtd	-	23	-	18
8472901000	Automatic teller machines	325	15 625	12 334	75 334
8472902000	Electronic fingerprint identification systems	-	16	-	2 273
8472903000	Other office machines, electrically operated	1 934	2 096	10 016	10 085
8472909000	Other office machines, not electrically operated	553	4 635	12 574	96 092
8473101000	Printed circuit assemblies for word- processing machines	73	746	43 729	341 275
8473109000	Other parts & acces of the mach of typewriter not printer/word processing	3 399	8 799	187 668	523 416
8473290000	Other parts & acces of the machine of calculating, reproducing, displaying	2 603	20 643	46 587	255 860
8473301000	Assembled printed circuit boards	68 076	323 853	11 648 756	50 379 014
8473309000	Other parts & acces of the machines of automatic data processing & units	336 123	2 183 154	12 214 733	51 225 750
8473401100	Parts including printed circuit assemb for automatic teller machines	40	23 782	3 997	38 163

Tabel 3 : Ekspor Indonesia menurut Komoditi ( Kode HS 10 digit )  
**Export of Indonesia by Commodity ( 10 digit of HS Code )**

Mei 2016

**May**

Kode H S H S Code	Uraian golongan barang Group description	Berat bersih / Net weight (Kg)		Nilai / Value F.O.B. ( U S \$ )	
		Bulan ini Current month	Kumulatif Cum. Jan. to date	Bulan ini Current month	Kumulatif Cum. Jan. to date
(1)	(2)	(3)	(4)	(5)	(6)
8473401900	Other parts&access of the mach of oth office machine,for elect operated mach	1 885	9 830	477 895	2 147 752
8473402000	Other parts&access of the mach of oth office machine,for non elect oprtd mach	11	80	5 287	49 584
8473501100	Parts&access suitable for use with mach auto data procc mach & units,elect oprtd	20	28 133	56	1 131 857
8473501900	Part&acc suitabl for use mach typewriter not printers&oth office mach,elect oprtd	4 877	23 885	64 773	447 037
8473502000	Part&acc suitabl for use mach typewriter not print&oth office mach,not elct oprtd	16 728	54 876	116 133	399 923
8474101000	Sorting,screening,separating/washing machines, electrically operated	-	5 435	-	112 422
8474201100	Crushing/grinding machines for stone electrically operated	45	24 150	250	76 007
8474201900	Crushing/grinding mach for earth,ores oth mineral substances,elect operatated	-	5 714	-	3 984
8474202900	Crushing/grinding mach for earth,ores oth mineral substances,not elect operated	24 800	24 825	114 440	121 960
8474311000	Concrete/mortar mixers, electrically operated	4 600	11 774	15 428	29 021
8474312000	Concrete/mortar mixers, not electrically operated	-	550	-	800
8474321900	Mach for mixing mineral substances with bitumen,output cap > 80 t/h,elect oprtd	-	978	-	286
8474322900	Mach for mix mineral substnc wth bitumen ,output cap >80 t/h,not elect operated	-	556	-	2 426
8474391000	Other mixing/kneading machines electrically operated	-	51 250	-	285 574
8474801000	Mach for agglomerating,shaping/mauld solid mineral fuels,electric operated	-	28 850	-	19 763
8474802000	Mach for agglomerating,shaping/mould solid mineral fuels,not elect operated	990	21 838	3 769	23 982
8474901000	Parts of mach for sort,creen,separate, wash,crush,grinding&mixing,elect oprtd	2 855 370	19 302 363	7 147 198	49 188 779
8474902000	Parts of mach for sort,creen,separate, wash,crush,grinding&mix,not elect oprtd	56 891	206 880	201 163	1 014 607
8475290000	Other machines for manufacturing/ hot working glass/glassware	5 500	6 606	49 281	52 440
8475901000	Part of mach for assmb/mfg elect/elctrni hot work glassware,elect oprtd	50	50	1 695	1 695
8476210000	Automatic beverage-vending machin, incorporating heating/refrigerating devi	394 054	2 874 291	3 087 488	22 399 223
8476290000	Other automatic beverage-vending machines	92	569	1 622	34 478
8476900000	Parts of automatic goods-vend mach incorpor heating/refrigerating	26 915	124 025	199 706	885 676
8477101000	Injection-moulding machines for moulding rubber	11 388	14 026	852 495	933 441
8477103100	P.v.c. injection moulding machine	223	5 688	24 674	71 989
8477103900	Other injection-moulding machines for moulding plastics	9 006	67 065	47 872	514 164
8477201000	Extruders for extruding rubber	325	325	8 500	8 500
8477202000	Extruders for extruding plastics	18 000	23 435	42 000	56 500
8477300000	Blow moulding machines	-	83 550	-	1 631 400
8477402000	Vacuum moulding & other thermo forming for moulding/forming plastics	-	36 679	-	306 020
8477591000	Other machine for moulding/otherwise forming for rubber	1 067	4 311	18 235	20 262
8477592000	Other machine for moulding/otherwise orming for plastics	264	7 619	370	33 192
8477801000	Other machinery for working rubber/ rubber products, electrically operated	-	1 969	-	31 393
8477802000	Other machinery for working rubber/ rubber products, not electric operated	-	2	-	82
8477803900	Other machinery for rubber or plastics, electrically operated	125	18 804	416	80 753
8477901000	Parts of electrically operatd mach for working rubber/products from rubber	38	10 596	23 258	119 269

Tabel 3 : Ekspor Indonesia menurut Komoditi ( Kode HS 10 digit )  
**Export of Indonesia by Commodity ( 10 digit of HS Code )**

Mei 2016

**May**

Kode H S H S Code	Uraian golongan barang Group description	Berat bersih / Net weight (Kg)		Nilai / Value F.O.B. ( U S \$ )	
		Bulan ini Current month	Kumulatif Cum. Jan. to date	Bulan ini Current month	Kumulatif Cum. Jan. to date
(1)	(2)	(3)	(4)	(5)	(6)
8477902000	Part of nonelectric opratd mach for working rubb/fr the manuf product rubber	60	5 666	3 800	54 157
8477903200	Pars of lamination presses for the manufc of PCB/PWBs	-	35	-	1 219
8477903900	Oth Parts not parts of lamination presses for the manufc of PCB/PWBs	3 998	17 939	109 197	201 327
8477904000	Part of nonelectric opratd mach for work plastic/for the manuftg product plastic	64	3 199	284	89 001
8478101000	Machinery for preparing/making up tobacco, electrically operated	21 702	40 070	256 320	490 672
8478102000	Machinery for preparing/making up tobacco, not electrically operated	9 521	75 758	76 344	567 059
8478901000	Parts of machinery for preparing/making up tobacco, electrically operated	-	190	-	2 837
8478902000	Parts of machinery for preparing/making up tobacco, not electrically operated	-	6 244	-	9 866
8479101000	Machinery for public works,building/ the like electrically operated	17 315	106 345	268 552	454 417
8479102000	Machinery fr public works,building/ the like not electrically operated	1 164	1 374	1 068	7 079
8479201000	Mach for the extract/preparation of animal/fix vegetabl fat/oil, elect oprtd	-	2 067	-	23 235
8479302000	Presses for the manufacture of particle board not electrically operated	-	82	-	249
8479401000	Rope/cable making machines, electrically operated	7 700	91 002	25 322	51 166
8479402000	Rope/cable making machines, not electrically operated	1 000	1 000	1 095	1 095
8479500000	Industrial robots, not elsewhere specified/included	50	2 651	1 239	106 472
8479600000	Evaporative air coolers	764	8 253	4 276	42 329
8479790000	Oth passenger boarding bridges	-	5 996	-	51 795
8479811000	Oth mach&mechanical appliance for treating metal,electrically operated	3 874	11 503	128 241	328 275
8479812000	Oth mach&mechanical appliance for treating mtl,non electrically operated	-	8 000	-	200 000
8479821000	Mixing,kneading,crush,grind,screen,sift, homogenis,& emulsift/stirr machelectrica	65	111 203	349	5 654 805
8479822000	Mixing,kneading,crush,grind,screen,sift, homogenis,& emulsift/stirr mach,not elec	-	900	-	29 440
8479892000	Machinery for assembling CPU	4 010	4 682	8 985	38 494
8479893000	Oth mach for assembling CPU daughter board in plastic case/housing,elect opt	93 226	472 256	1 969 421	8 847 882
8479894000	Oth mach for assembling CPU daughter board in plastic case/housing,not electr	3 836	93 977	273 115	828 433
8479902000	Part of goods Oth mach for assembling CPU daughter plastic case/housing board	3 567	68 109	19 425	303 268
8479903000	Part of oth electrically operated machine	108 171	292 704	1 253 539	3 919 040
8479904000	Part of nonelectrically operated machinery	84 174	357 613	2 055 642	8 887 907
8480100000	Moulding boxes for metal foundry	400	2 222	695	20 496
8480200000	Mould bases	2 853	80 036	13 363	1 626 696
8480301000	Moulding patterns, of copper	53	10 011	250	139 164
8480309000	Moulding patterns, of other material	68 668	252 177	283 631	1 725 126
8480410000	Moulds for metal/metal carbides injectionn or compression types	80 441	197 234	985 527	3 256 978
8480490000	Moulds for metal/metal carbides not injection or compression types	1 091	7 254	34 157	172 331
8480500000	Moulds for glass	1 360	1 360	50	50
8480600000	Moulds for mineral materials	408 644	1 163 794	664 994	2 698 536
8480711000	Moulds for rubber or plastics, injection or compression type for fotwear soles	7 813	64 217	115 682	835 606
8480719090	Oth moulds for rubber,plastics, injection/ compression type	76 279	416 376	1 497 461	9 776 325
8480791000	Mould for rubber,plastics, not injection , compression type for fotwear soles	7 014	33 591	36 365	270 544
8480799000	Oth mould for rubber,plastics, not injection , compression type	2 227	21 266	153 694	672 171
8481101100	Pres-reduce valve,iron/steel, manual	162	1 915	5 950	9 330

Tabel 3 : Ekspor Indonesia menurut Komoditi ( Kode HS 10 digit )  
**Export of Indonesia by Commodity ( 10 digit of HS Code )**

Mei 2016

**May**

Kode H S H S Code	Uraian golongan barang Group description	Berat bersih / Net weight (Kg)		Nilai / Value F.O.B. ( U S \$ )	
		Bulan ini Current month	Kumulatif Cum. Jan. to date	Bulan ini Current month	Kumulatif Cum. Jan. to date
(1)	(2)	(3)	(4)	(5)	(6)
8481101900	Pres-reduce valve,iron/steel,automatic operate ,5 cm ? internal diamtr <40cm	7 319	37 792	30 949	200 235
8481102100	Pressure-reducing valves of copper/ copper alloys internal diamtr ? 2.5cm	82	1 311	3 023	53 480
8481109100	Oth pressure-reducing valves of plastics 1cm ? internal diamtr > 2.5cm	-	28	-	20
8481109900	Oth pressure-reducing valves not of plastics	72 696	387 312	743 193	3 873 190
8481201000	Valve for olehydraulic/pneumatic tran, manual oprtd, 5 cm ? intl diamtr < 40cm	12	47	2 310	3 674
8481209000	Oth valve for olehydraulic/pneumatic transmisions	1 929	172 083	35 713	8 307 073
8481301000	Check (nonreturn) valve of swing check- valve type,40 cm ?inlets intl dia< 60cm	125 238	986 886	984 985	7 560 035
8481309000	Other check (nonreturn) valves	5 904	78 369	84 396	1 162 460
8481401000	Safety/relief valves of copper/copper alloy < 2.5cm	177	309	2 040	3 405
8481409000	Oth safety/relief valves	4 385	31 321	36 292	236 892
8481801100	Valves for inner tube of copper/copper alloys	2 216	2 475	29 353	32 340
8481801200	Valves for inner tubes of oth materials	51	65	240	277
8481801300	Valves for tubeless tyres of copper/ copper alloys	-	10	-	33
8481801400	Valves for tubeless tyres of oth materials	-	1 218	-	2 383
8481802100	Lpg cylinder valv of cooper/cooper alloy having inlet&outlet intl diamtr ? 2.5cm	5 628	24 469	330 957	1 487 256
8481802200	Lpg cylinder valv of cooper/cooper alloy having inlet&outlet intl diamtr >2.5cm	-	192	-	1 380
8481803000	Cocks/valves,whether/not fitted with piezo elect igniters for gas stove	100	12 142	350	411 057
8481804900	Oth soda water bottle valves;gas operate beer dispensing units	6 966	166 369	131 181	2 149 731
8481805100	Mixing tapes and valves,of plastic, 1 cm< internal diameter ? 2,5cm	-	2	-	1 539
8481805900	Others mixing tapes and valves	334	2 115	8 065	51 692
8481806100	Water pipeline valve,manual operate, 5cm<inlet/outlet int diamtr ? 40cm	14 346	16 752	61 637	76 016
8481806200	Cast iron gate valve,inlet diamtr? 4cm& cast iron butterfly valve,inlet dia ?8cm	110 479	488 158	1 630 809	7 537 684
8481806300	Cast iron gate valve,inlet diamtr<4cm & cast iron butterfly valve,inlet dia <8cm	-	28	-	653
8481806500	Other hog nipple waterers	-	8	-	376
8481806700	Other nipple joint valves	-	20	-	293
8481807100	Ball valves,of plastics, 1 cm ? internal diameter < 2,5 cm	1 475	19 196	1 124	16 653
8481807200	Other ball valves	2 082	12 833	85 499	166 773
8481807300	Gate valve,manual operate,of iron/steel, 5cm ?inlet/outlet internal diamtr < 40 cm	6 367	101 762	197 045	1 317 719
8481807400	Gate valve,manual operate,of iron/steel, inlet/outlet internal diamtr < 40cm	-	5 154	-	69 350
8481807500	Manifold valves of plastics, 1 cm ? internal diameter < 2,5 cm	-	9	-	122
8481807600	Other manifold valves	550	5 430	19 408	167 120
8481808100	Pneumatic control valve,of plastics, 1 cm ?internal diameter < 2,5 cm	-	148	-	1 090
8481808200	Other pneumatic controlled valve	-	15	-	1 416
8481808800	other fuel cut-off valve plastic for vehicle for transport of persons/goods	2 799	8 669	40 328	109 134
8481808900	Other valve of stainless steel/nickle, manual operate,weighting < 3 kg	-	110	-	36 700
8481809100	Water taps of copper or copper alloy with an internal diameter ? 2.5 cm	-	142	-	918
8481809200	Fuel cut-off valves for vehicle	-	27	-	26
8481809900	Other Fuel cut-off for vehicle	60 386	339 463	904 628	5 582 794
8481901000	Parts of housing for sluice/ gate valves an internal diameter ? 25 mm	11 290	53 222	196 353	1 065 032
8481902100	Parts bodies valves, for water taps	5 191	12 209	18 995	43 222
8481902300	Other bodies valves not for water taps	2 285	29 827	28 303	192 838

Tabel 3 : Ekspor Indonesia menurut Komoditi ( Kode HS 10 digit )  
**Export of Indonesia by Commodity ( 10 digit of HS Code )**

Mei 2016

**May**

Kode H S H S Code	Uraian golongan barang Group description	Berat bersih / Net weight (Kg)		Nilai / Value F.O.B. ( U S \$ )	
		Bulan ini Current month	Kumulatif Cum. Jan. to date	Bulan ini Current month	Kumulatif Cum. Jan. to date
(1)	(2)	(3)	(4)	(5)	(6)
8481902900	Others parts for taps, cocks, valves, and similar appliance of int. dimtr =< 2	3	26	8	349
8481903900	Oth valve bodies/stems of inner tube or tubeless tyres valves	-	6 209	-	53 746
8481904900	Oth valve cores of inner tube valves or tubeless tyres valves	8	8	850	850
8481909000	Others parts for taps, cocks, valves and similar appliances	27 912	102 897	222 813	1 215 272
8482100000	Ball bearings	638 334	3 066 446	11 880 474	60 744 349
8482200000	Tapered roller bearings,including cone and tapered roller assemblies	6 573	12 195	29 510	74 333
8482300000	Spherical roller bearings	18 228	21 872	173 978	215 217
8482400000	Needle roller bearings	208	894	10 636	57 221
8482500000	Oth cylindrical roller bearings	-	4 882	-	140 037
8482800000	Oth,includ.combined ball/roller bearings	410	69 612	41 197	296 828
8482910000	Balls, needles and rollers	283 764	1 297 864	1 506 063	6 888 696
8482990000	Other parts of ball and roller bearings	4 930	65 021	59 860	411 662
8483101000	Transmission shafts for machinery of heading 84.29 or 84.30	6 102	66 576	222 999	1 237 312
8483102400	Transmission shaft for vehicles of motor cycles, auxiliary motor	264 509	1 356 240	1 807 439	9 833 908
8483102500	Transmission shafts for vehicles of a cylinder capacity < 2000 cc	-	78 634	-	500 116
8483102600	Transmission shafts for vehicles of 2000 cc < cylinder capacity? 3000 cc	204 251	1 207 646	1 244 668	7 217 756
8483103900	Transmission shafts for marine propul- sion engines of an output>22.38 kw	614	3 510	7 180	33 125
8483109000	Other transmission shafts	120 291	603 370	1 172 508	5 775 823
8483202000	Bearing housing incorp. ball or roller bearings for mach.of bulldozer or grading	-	7	-	20
8483203000	Bearing housing incorp. ball or roller bearings for mach.of vehicles and parts	-	220	-	1 112
8483209000	Other bearing housing incorp. ball Or roller	4	6 594	500	12 339
8483302000	Bear'g hous'g not incorp.ball or roller bearings for mach.of head 84.29or84.30	19 917	111 875	138 895	929 137
8483303000	Bear'g hous'g not incorp.ball or roller bearings for eng.of vhcl of chap. 87	19 207	121 275	3 872 043	5 415 690
8483309000	Other bearing housing not incorp.ball or roller bearings; plain shats bearings	19 904	102 088	331 016	1 724 973
8483402000	Gear&gearing oth than toothed wheels, for marine vessels	1 350	1 578	2 919	4 348
8483403000	Gear&gearing oth than toothed wheels, for machinery of moving grading	191 944	575 948	2 829 284	11 081 546
8483409000	Gear&gearing oth than toothed wheels, for oth mar.vsl/mach of moving grading	161 012	990 208	1 614 836	8 842 051
8483500000	Flywheels&pulleys,including pulley block	262 506	1 384 379	671 776	3 713 939
8483600000	Clutches & shaft couplings (including universal joints)	62 708	308 986	890 285	4 501 841
8483901300	Parts of goods of transmission shafts for oth. tractors of pedestrian tractors	-	159 500	-	141 660
8483901400	Parts of goods of transmission shafts for goods of motorcycles	18 294	66 192	160 784	491 218
8483901500	Parts of goods of transmission shafts for other goods of vehicle and parts	1 361	12 665	22 586	95 024
8483901900	Oth. parts of goods of trans. shafts	583	6 460	7 419	38 656
8483909400	Oth toothed wheels, chain sproccated for goods of motorcycles	1 968	10 072	36 151	135 097
8483909500	Oth toothed wheels, chain sproccated for other goods of vehicles and parts	79 511	397 582	742 713	3 818 814
8483909900	Oth toothed wheels, chain sproccated	88 321	484 590	618 184	3 110 811
8484100000	Gaskets&similar joint metal sheeting combined with oth material/2 more layers	91 294	367 473	1 154 124	5 943 412
8484200000	Mechanical seal	31 672	195 021	722 216	5 765 949
8484900000	Oth.gasket&similar joints of metal sheet combined with oth material/2 more layers	57 065	353 070	563 871	3 212 580

Tabel 3 : Ekspor Indonesia menurut Komoditi ( Kode HS 10 digit )  
**Export of Indonesia by Commodity ( 10 digit of HS Code )**

Mei 2016

**May**

Kode H S H S Code	Uraian golongan barang Group description	Berat bersih / Net weight (Kg)		Nilai / Value F.O.B. ( U S \$ )	
		Bulan ini Current month	Kumulatif Cum. Jan. to date	Bulan ini Current month	Kumulatif Cum. Jan. to date
(1)	(2)	(3)	(4)	(5)	(6)
8486102000	Spin dryers for semiconductor wafer processing	-	714	-	160
8486109000	Oth machines&apparatus for the manu- facture of boules or waters	-	70	-	5 147
8486203100	Deflash mach.,spraying appliances for cleaning metal leads&semiconductor wfr	-	350	-	16 374
8486203200	Equipment for dry-etching patterns on semiconductor materials	1 649	6 978	263 731	843 311
8486209100	Lasercutters for cut contact. tracks in semiconductor prod. by laser beam	-	543	-	224 569
8486209400	Inductance/dielectric furnace, oven for mfcture of semicon dvc on semicon wafer	-	2 540	-	274
8486301000	Apparatus for dry ecthing patterns on flat panel display substrates	-	9 000	-	84 676
8486309000	Othetr mach. and app. for the manufactre of flat panel displays	-	10	-	13
8486401000	Focused ion beam milling mach to prodce, repair mask,reticle for pat smcndct dvc	-	30	-	2 000
8486402000	Die attach,bonders, for assem. Smcondtor matic mach.for transport,handling&strage	-	66 682	-	1 191 443
8486403000	Moulds for manufact. of semiconductor devices	525	5 549	730	334 954
8486409000	Other machines and apparatus specified in note 9(c) to this chapter	181	361	2 860	3 861
8486901100	Parts and accessories of app for rapid heating of semiconductor wafer	-	12	-	100
8486901400	Tool holders&self-open diehead, work holders; dividing heads for mach tools	-	341	-	38 730
8486901500	Oth parts, access.of mach. for machine tools	11 709	11 724	14 976	15 201
8486901600	Parts & access.of grind, polish, lap mac for processing of semicon. wafers	-	575	-	948
8486901900	Oth parts, access.of mach. and app. for the manufact. of boules/wafers	-	170	-	1 885
8486902500	Oth parts & access. of dicing machines for scribe/scoring smconductor wafer	-	860	-	1 088
8486902600	Tool holder/self-open diehead,dividing heads&oth spec attchm for machine tools	-	1	-	125
8486903200	Tool holder/self-open dieheads,work hldr dividing heads&oth spec attch for mchine	86	86	6 000	6 000
8486903300	Oth. part&access of app for dry/wet etching&oth special attch for machines	-	1	-	8
8486903500	Part & access of spinners for coat.photo emuls/app.phys depo on flatpanel display	9	50	124	7 004
8486904300	Part&aces of auto-mach transport, handl storage of smcndctor, wafer cassette/box	52	102	17	52
8486904900	Oth part and acces of other mach & app specified in note 9(c) to this chapter	15 089	66 502	186 409	1 041 764
8487100000	Ships/boats propellers and blades thrfor	-	9 380	-	91 333
8487900000	Oth mach. parts, not cont. electric con- nector,insulator,coil, oth elec.features	97 673	517 216	1 509 233	7 013 066
8501102100	Stepper motors dc an output ? 37.5 w of ac, refrigerator,domesetic appl. Elct	1 587	19 543	26 696	155 317
8501102900	Oth. Stepper mtr dc an output ? 37.5 w	96 229	437 544	2 231 275	9 863 468
8501103000	Spindle motors dc an output? 37.5 w	-	172	-	3 669
8501104100	Others spindle mtr dc an output? 37.5 w of ac, refrigerator,domesetic appl. Elct	1 103	4 721	16 442	84 471
8501104900	Others motors dc of an output?37.5w	924 029	4 332 689	12 974 996	59 598 116
8501105900	Oth.stepper universal (AC/DC) motors	-	11	-	11 333
8501106000	Spindle universal (AC/DC) motors of an output =<37.5w	20 783	140 749	359 604	2 404 822
8501109100	Others spindle (AC/DC) motors of heading of ac, refrigerator,domesetic appl. Elct	1 596	9 434	21 053	150 720
8501109900	Others spindle (AC/DC) motors	221 447	1 054 499	2 903 977	13 436 182
8501201900	Other universal AC/DC mtrs of an output > 37,5 w	20	179	290	1 635
8501202900	Other universal (AC/DC) motors of an output > 1 kw	1 745	4 755	51 450	87 738
8501313000	Motor DC , generator DC an output?750 w	3 096	66 175	9 159	20 541
8501314000	Oth.mtr dc, genrator dc an output? 750 w	246 798	1 259 836	2 691 168	14 071 747

Tabel 3 : Ekspor Indonesia menurut Komoditi ( Kode HS 10 digit )  
**Export of Indonesia by Commodity ( 10 digit of HS Code )**

Mei 2016

**May**

Kode H S H S Code	Uraian golongan barang Group description	Berat bersih / Net weight (Kg)		Nilai / Value F.O.B. ( U S \$ )	
		Bulan ini Current month	Kumulatif Cum. Jan. to date	Bulan ini Current month	Kumulatif Cum. Jan. to date
(1)	(2)	(3)	(4)	(5)	(6)
8501315000	Generator DC an output ? 750 w	483	38 181	1 462	521 110
8501321100	Motor of kind used of ac, refrigerator, domesetic appl.elct output > 37.5 kw	-	2 000	-	5 095
8501321300	Other Generator dc an output>37.5 kw	-	14 322	-	31 976
8501329100	Other motor of kind used of ac, refrig. domesetic appl.elct output > 37.5 kw	-	25	-	941
8501329200	Oth motor dc 37.5 kw<output?75 kw	-	401	-	884
8501329300	Oth generator dc 37.5 kw<output?75 kw	2 683	29 212	7 440	156 742
8501340000	Motor dc, Generator dc an output > 375 kw	1 500	4 350	10 915	35 915
8501401100	Motors AC, single-phase of an output ? 1 kw	-	4 002	-	7 240
8501401900	Other motor AC, single-phase of an output ? 1 kw	29	5 347	101	30 501
8501402100	Motor AC, single-phase of an output > 1 kw	-	5 506	-	59 577
8501402900	Oth AC motors, single-phase of an output > 1 kw	16	137	1 991	5 836
8501511100	Motor ac, multi-phase of an output ? 750 w	334	742	2 870	4 868
8501511900	Other motor ac, multi-phase of an output ? 750 w	44	1 002	3 066	32 701
8501521900	Other motor ac, multi-phase of 750 w < an output ? 1 kw	213	2 221	2 030	43 948
8501522100	Motor ac, multi-phase of 1 kw < an output ? 37.5 kw	-	68	-	3 019
8501522900	Other motor ac, multi-phase of 1 kw < an output ? 37.5 kw	-	349	-	13 567
8501523100	Motor ac, multi-phase of an output > 37.5 kw	-	19	-	30
8501523900	Other motor ac, multi-phase of an output > 37.5 kw	-	4 010	-	8 699
8501530000	Motor ac of an output > 75 kw	-	143	-	697
8501612000	Generator ac of an output > 12.5 kva	-	2 169	-	9 280
8501629000	Generator ac of 150 kva < an output ? 375 kva	-	3 650	-	5 700
8501630000	Generator ac of 375 kva < an output ? 750 kva	-	4 000	-	6 840
8501640000	Generator ac of an output > 750 kva	-	38 000	-	561 817
8502110000	Electric generating sets & rotary conv. of an output < 75 kva	89 156	398 316	697 499	2 949 113
8502121000	Electric generating sets & rotary conv. 75 kva< an output ? 125 kva	-	8 960	-	71 200
8502122000	Electric generating sets & rotary conv. 125 kva < an output ? 375 kva	9 820	40 370	89 400	150 400
8502131000	Electric generating sets & rotary conv. of an output > 12500 kva	38 000	63 285	222 303	277 770
8502139000	Oth. elect generating sets&rotary conv. of an output > 12500 kva	93 000	3 696 149	340 053	24 093 090
8502203000	Generat sets with spark-ignition intern combust pist 100 kva < output ? 10000 kva	-	36 027	-	7 646
8502204900	Oth. gnrating sets with spark-ign intern combust piston output > 12500 kva	159 554	243 785	53 955	189 018
8502311000	Oth generating sets wind-powered of an output ? 10000 kva	-	130	-	26 000
8502391000	Oth generating sets not wind-powered of an output ? 10 kva	-	110	-	630
8502392000	Oth generating sets not wind-powered of 10 kva < output ? 10000 kva	-	16 400	-	20 000
8502393900	Oth generating sets not wind-powered of an output > 10000 kva	38 800	58 164	95 208	234 176
8503001000	Parts used in manufacture elct.motor, generator of output>10000 kw	16 458	56 925	568 140	1 239 273
8503009000	Oth parts in manufacture electric motor generator of output>10000 kw	62 153	364 278	622 665	3 554 990
8504100000	Ballasts, for discharge lamps or tubes	42 018	235 249	91 806	891 653
8504211000	Step-voltage regulators;instrument trans former with a power handl capacity?5kva	7 788	44 290	71 117	494 025
8504219200	Liquid dielect transformer with handling cap>10kva and high side voltage>110 kv	1 290	24 440	5 484	85 411
8504219300	Liquid dielect transformer with handling cap>10kva and 66 kva<high s-volt ?110 kv	-	1 384	-	6 428
8504219900	Oth Liquid dielectric transformer handling capacity ? 650 kva	9 230	28 532	225 615	487 554
8504221900	Step-voltage regulator of a high side voltage < 66 kv	12 792	55 279	59 934	349 795
8504229200	Oth stepvoltage regltor of a high side 110 kv<voltage? 650 kv	32 520	167 483	709 576	3 699 797

Tabel 3 : Ekspor Indonesia menurut Komoditi ( Kode HS 10 digit )  
**Export of Indonesia by Commodity ( 10 digit of HS Code )**

Mei 2016

**May**

Kode H S H S Code	Uraian golongan barang Group description	Berat bersih / Net weight (Kg)		Nilai / Value F.O.B. ( U S \$ )	
		Bulan ini Current month	Kumulatif Cum. Jan. to date	Bulan ini Current month	Kumulatif Cum. Jan. to date
(1)	(2)	(3)	(4)	(5)	(6)
8504229900	Oth stepvoltage regltor of a high side 650 kv < voltage ? 10000 kv	8 746	129 639	30 391	633 377
8504232900	Oth liquid dielectric transformers power handling capacity > 30000 kva	182 880	623 163	603 240	6 488 502
8504311100	Instrument potential transformer with rating voltage ? 110 kv	1 792	9 335	59 598	307 132
8504311300	Instrument potential transformer with 1 kv ? rating voltage < 66 kv	3 600	51 525	43 200	294 339
8504311900	Oth.instrument potential transformer	2 383	17 693	158 458	934 156
8504312100	Ring current tranformers with voltage rating ? 110 kv	3 697	4 316	38 067	49 641
8504312200	Oth ring current transformers	1	176	50	4 568
8504312400	Instrument current tranformers with 1 kv ? rating voltage < 66 kv	13 889	42 182	198 963	568 505
8504312900	Oth instrument current transformers with	80	110	1 580	1 886
8504314000	Intermediate frequency transformer power handling capacity ? 1 kva	37 634	183 167	242 947	1 153 540
8504319100	Oth transformers of kind used toys, scale or similar recreational models ? 1 kva	812	3 351	1 187	50 700
8504319200	Oth macthing transformer having power handling capacity ? 1 kva	-	3	-	183
8504319910	Step up/down transformer, slide regulator stabilizer handling capacity ? 1 kva	542	617	253	6 404
8504319990	Oth transformers having power handling capacity ? 1 kva	59 768	310 484	448 938	2 191 623
8504321900	Oth matching transformers, pwr handling 1 kva < capacity ? 5 kva	4	23	114	915
8504324900	Oth matching transform'r of pwr handling 5 kva < capacity ? 10 kva	-	120	-	1 400
8504325900	Oth matching transfmrs, power handling 10 kva < capacity < 16 kva	746	746	207	207
8504339900	Oth matching transformers power handling 16 kva < capacity ? 500 kva	-	4	-	23
8504341200	Oth matching transformers power capaity > 500 kva	-	3 259	-	55 928
8504341400	Oth instrum transform. side voltage<66kv power capacity> 15000 kva	-	12 396	-	96 000
8504342300	Oth instrument transform. with high side voltage ? 66 kv	85	250	47	144
8504342900	Oth instrument transformer hav'g a power handling capacity >15000 kva	75 400	726 462	453 700	5 016 941
8504401100	Uninterrupted power supplies (ups)	6 362	20 619	89 589	490 168
8504401900	Other uninterruptd power supplies	390 550	1 595 535	11 059 371	47 381 241
8504402000	Battery chargers having a rating>100 kva	492	2 441	1 213	54 995
8504403000	Other rectifiers	6	3 637	783	39 880
8504404000	Inverters	13 567	156 917	620 151	4 939 865
8504409000	Other static converter for automatic data processing machines&unit thereof	435 228	1 989 889	13 588 455	60 237 125
8504501000	Inductors for power supply for automatic data process mach&unit thrf, telecom app	40 088	180 793	1 604 524	8 586 348
8504502000	Chip type fixed inductors	66	158	297	5 560
8504509300	Other inductors, with power handling capacity ? 2500 kva	5	544	752	14 008
8504509400	Other inductors, with power handling 2500 kva < capacity ? 10000 kva	3 490	18 490	56 508	275 134
8504509500	Other inductors, with power handling capacity > 10000 kva	-	20	-	200
8504901000	Parts of goods of subheading 8504.10	356	596	2 000	7 634
8504902000	Parts of printed circuit assmb good sub heading 85044011,85044019,85045011	53 324	236 124	1 424 626	7 417 439
8504903100	Radiator panel, flat tube radiator assemb for distrib&power transformer ?10000 kva	9	927	12	147
8504903900	Oth part of electrical transformers of a capacity ? 10,000 kva	5	1 513	10	42 142
8504904100	Radiator panel, flat tube radiator assemb for distrib&power transformer >10000 kva	58	149	191	692
8504904900	Oth radiator panel a capacity >10000 kva	-	37	-	668



Tabel 3 : Ekspor Indonesia menurut Komoditi ( Kode HS 10 digit )  
**Export of Indonesia by Commodity ( 10 digit of HS Code )**

Mei 2016

**May**

Kode H S H S Code	Uraian golongan barang Group description	Berat bersih / Net weight (Kg)		Nilai / Value F.O.B. ( U S \$ )	
		Bulan ini Current month	Kumulatif Cum. Jan. to date	Bulan ini Current month	Kumulatif Cum. Jan. to date
(1)	(2)	(3)	(4)	(5)	(6)
8504905000	Other, for inductors of capacity ? 2500 kva	-	3	-	361
8504906000	Other, for inductors of capacity > 2500 kva	40	2 530	1 000	25 713
8504909000	Other parts of electrical transformers, static converters & inductor	58 973	221 164	2 268 499	8 486 103
8505110000	Permanent magnet of metal	156 801	908 242	917 742	5 239 465
8505190000	Permanent magnet not of metal	939	15 718	6 866	100 782
8505200000	Electro magnetic couplings, clutches and brakes	22	24	1 090	1 150
8505900000	Other electro magnetic including parts	30 126	148 398	343 761	1 673 051
8506101000	Manganese dioxide having external volume ?300 cm3 of primary cell/batteries	3 318 096	16 688 030	8 877 993	43 247 583
8506109000	Manganese dioxide having external volume > 300 cm3 of primary cell/batteries	1 376 790	4 850 670	6 775 830	25 486 244
8506300000	Mercuric oxide of primary cell/batteries	848	31 220	6 221	201 303
8506400000	Silver oxide of primary cell/batteries	-	62 109	-	6 111 436
8506500000	Lithium of primary cell/batteries	306 127	1 570 292	14 611 814	75 034 418
8506609000	Air-zinc of primary cell/batteries having an external volume > 300 cm3	11 000	11 002	1 230	1 250
8506801000	Zinc carbon, having an external volume ? 300 cm3 of primary cell/batt	46 629	124 149	101 337	297 716
8506809100	Other primary cell/batteries having an external volume ? 300 cm3	61 150	517 502	300 810	2 283 831
8506809900	Other primary cell/batteries having an external volume > 300 cm3	47 751	337 814	4 533 821	27 777 078
8506900000	Parts of primary cells/batteries	89 589	506 852	1 066 562	5 978 764
8507101000	Lead-acid, for starting piston engine a kind used for aircraft	-	166	-	331
8507109200	Lead-acid, for starting piston engine used not for aircraft of height ? 13 cm	-	32	-	180
8507109300	Lead-acid, for starting piston engine used not for aircraft of height > 13 cm	3 316 192	13 619 680	6 620 462	27 724 304
8507109400	Oth lead-acid, for start piston engine used not for aircraft of height ? 13 cm	-	55	-	98
8507109900	Oth lead-acid, for start piston engine used not for aircraft of height > 13 cm	3 640 829	16 691 265	9 583 216	44 245 153
8507201000	Oth lead-acid accumulator of a kind used for aircraft	-	30	-	4
8507209200	Oth lead-acid accumulator of a kind used a height > 23 cm	5	24 736	62	155 867
8507209300	Oth lead-acid accumulator of a kind used not for aircraft 13 cm < height ? 23 cm	-	77 614	-	192 639
8507209900	Oth lead-acid accumulator of a kind used not for aircraft a height > 23 cm	11	110 233	110	276 652
8507309000	Other nickel-cadmium of a kind used for aircraft	-	21	-	1 102
8507500000	Nickel metal hydride	758	28 811	14 389	1 081 147
8507601000	Lithium ion accumulators of a kind used laptops includ notebook, subnotebooks	16	54	251	1 969
8507609000	Other lithium ion accumulators	75 627	296 261	6 765 619	27 067 828
8507801000	Oth accumulator of a kind used for aircraft	76	527	3 467	22 491
8507809100	Other accumulator of a kind used for laptops including notebook, subnotebooks	6	6	300	300
8507809900	Other accumulator of a kind used not for laptops including notebook, subnotebooks	262 157	1 669 019	1 068 799	6 347 497
8507901100	Plates of goods of other electric accumulators, include separators thereor	-	257	-	1 093
8507901900	Other of plate	3 163	30 652	10 050	92 774
8507909200	Battery separators,ready for use of material other than poly/vinyl chloride	430 618	1 161 306	1 174 570	3 253 033
8507909300	Part of goods of electric accumulator include separators thereor, whether	5	183	350	507
8507909900	Oth part of electric accumulator include separators thereor, whether or not	159 305	252 464	4 608 576	6 102 711
8508110000	Vacuum cleaner with self-contain elcmtr a power ? 1500 w, capacity ? 20 ltr	30	250	165	722
8508191000	Oth vacuum cleaners with self-contained elc.mtr a kind suitable for domestic use	-	85	-	390

Tabel 3 : Ekspor Indonesia menurut Komoditi ( Kode HS 10 digit )  
**Export of Indonesia by Commodity ( 10 digit of HS Code )**

Mei 2016

**May**

Kode H S H S Code	Uraian golongan barang Group description	Berat bersih / Net weight (Kg)		Nilai / Value F.O.B. ( U S \$ )	
		Bulan ini Current month	Kumulatif Cum. Jan. to date	Bulan ini Current month	Kumulatif Cum. Jan. to date
(1)	(2)	(3)	(4)	(5)	(6)
8508199000	Oth vacuum cleaners not for domestic use	9	19	26	56
8508600000	Other vacuum cleaners	1 517	6 826	11 376	22 949
8508709000	Other parts of vacuum clean capacity ? 20 l or a kind suit for domestic used	-	520	-	55
8509400000	Food grinder&mixer,fruit/vegetable juice extract with self-contained electric motor	264 891	1 061 141	1 522 523	6 201 202
8509801000	Floor polishers with self-contained electric motor	21	23 042	18	4 936
8509809000	Oth electro-mechanic domestic appliances with self-contained electric motor	5 295	13 097	45 340	115 115
8509901000	Part of goods of floor polishers	1 569	20 850	13 310	145 967
8509909000	Other parts elect. mechanical domestic appliance, with self-cont.elect. motor	601	23 114	4 276	190 215
8510100000	Shavers, with self-contained electric motor	190	9 182	13 425	202 673
8510200000	Hair clippers, with self-contained electric motor	418 238	1 990 208	9 934 943	45 935 842
8510900000	Parts of shavers, hair clippers with self contained electric motor	9 728	46 844	122 143	524 819
8511101000	Sparking plugs suitable for aircraft engines	-	700	-	2 500
8511102000	Sparking plugs suitable for motor vehicles engines	9 731	58 874	130 124	666 779
8511109000	Other sparking plugs	181 016	924 864	2 748 668	13 809 736
8511201000	Ignition magnetos, magneto-dynamos, magnetic flywheels for aircraft/vehicle	-	56	-	85
8511202100	Ignition magnetos, magneto-dynamos, magnetic flywheels unassembled	-	4 457	-	58 925
8511202900	Oth ignition magnetos, magneto-dynamos, magnetic flywheels	5 923	21 675	68 539	262 870
8511209100	Oth ignition magnetos, magneto-dynamos, magnetic flywheels unassembled	-	1 940	-	685
8511209900	Oth ignition magnetos, magneto-dynamos, magtic flywheel not for aircraft/vehicle	175 982	1 410 060	359 412	2 536 450
8511304900	Unassembled distributors/ignition coil	24 194	176 802	842 530	5 505 705
8511309100	Unassembled distributors/ignition coil a kind suit. not for aircraft/vehicle engine	37	158	325	2 095
8511309900	Oth unassembled distributors/ignition coil suitable not for aircraft/vehicle eng.	730	4 280	47 000	249 407
8511401000	Starter motors & dual purpose starter generator of a kind used aircraft eng	1	1	20	20
8511402100	Other unassembled starter motors for engine vehicle of car, transport&special	-	34	-	88
8511402900	Oth starter motors&dual purpose starter generators	11 656	48 580	119 328	488 310
8511403200	Assembled starters motor for engine of vehicles of car transport person/goods	26 235	114 476	163 837	712 028
8511409100	Other starter motor for engine of transport cars person/goods, special purpose vehicle	-	1 647	-	4 550
8511409900	Other starter motor assembled	7 236	29 555	99 242	408 111
8511502900	Other unassembled alternators	2 500	10 162	9 800	14 804
8511503200	Assembled alternators for engine vehicle transportation for person/goods	71 723	291 598	669 152	2 731 720
8511509100	Other generators for engine vehicle of transportat'n person/goods, spec. propose	5 168	5 168	7 200	7 200
8511509900	Other generators	29 057	154 108	156 686	1 179 981
8511802000	Other equipment of electrical ignition a kind used for motor vehicle engine	252	2 100	3 339	27 844
8511809000	Other equipment of electrical ignition	15	15	35	35
8511901000	Parts of goods of elect ignition for use aircraft engines	1	6	51	168
8511902000	Parts of goods of elect ignition for use vehicle engine	274 172	1 478 392	2 084 178	10 482 065
8511909000	Parts of goods of elect ignition for use not for aircraft or vehicle engine	37 841	155 054	370 010	1 368 438
8512100000	Lighting/visual signalling equipment of a kind used on bicycles	-	90	-	45
8512202000	Unassembled lighting/visual signaling equipment	43 281	177 415	630 167	3 473 545
8512209100	Other lighting/visual signalling equip. for motorcycles	8 280	62 424	562 806	2 480 447
8512209900	Other lighting/visual signalling equip.	88 223	251 252	1 996 379	4 941 040
8512301000	Horns and serenes, assembled	185 533	888 146	1 905 628	9 070 481
8512302000	Unassembled sound signalling equipment	30	2 997	467	34 630

Tabel 3 : Ekspor Indonesia menurut Komoditi ( Kode HS 10 digit )  
**Export of Indonesia by Commodity ( 10 digit of HS Code )**

Mei 2016

**May**

Kode H S H S Code	Uraian golongan barang Group description	Berat bersih / Net weight (Kg)		Nilai / Value F.O.B. ( U S \$ )	
		Bulan ini Current month	Kumulatif Cum. Jan. to date	Bulan ini Current month	Kumulatif Cum. Jan. to date
(1)	(2)	(3)	(4)	(5)	(6)
8512309100	Other sound signal equip.obstacle detect device for vehicles	-	1 134	-	36 358
8512309900	Other sound signalling equipment	16 478	88 089	402 632	1 882 233
8512400000	Windscreen wiper, defroster & demisters	99 527	533 059	1 181 212	6 558 806
8512901000	Parts of goods of lighting or vis. light	9 965	57 801	501 164	3 808 199
8512902000	Parts of goods of lighting, sound signal or windscreen wipers, defroster&demisters	417 870	2 879 804	3 701 135	21 298 471
8513101000	Miners helmet lamps	-	12 206	-	98 215
8513109000	Other portable electric lamps	20 221	102 055	316 583	1 669 488
8513903000	Parts of flashlights reflectors; switch sliders of plastics	30	275	166	2 465
8513909000	Oth part of portable elect lamp designed	1 490	24 355	12 858	87 922
8514100000	Resistance heated furnaces and ovens	15 029	26 186	89 557	199 901
8514202000	Electric furnaces or ovens for the mnfcr of printed circuit board/assemblies	-	983	-	2 901
8514309000	Other furnaces and ovens	250	25 970	1 700	65 630
8514400000	Oth equipment for the heat treatment of materials by induction/dielectric loss	898	21 600	6 794	148 407
8514902000	Part of industrial/laboratory electric furnaces/oven for manufact.of PCB/PWB	-	7	-	344
8514909000	Other industrial/lab.elec. furnaces and ovens incl.by induction or dielect.loss	501	693	1 994	3 700
8515110000	Soldering irons and guns	1 002	1 658	43 350	47 567
8515191000	Mach and app for soldering component on PCB/printed wiring boards	-	5 993	-	98 875
8515199000	Other brazing/soldering machines and apparatus	1	763	93	14 771
8515210000	Mach and app for resistance welding of metal, fully or partly automatic	17	2 362	150	17 955
8515290000	Mach and app for resistance welding of metal, non-automatic	755	25 780	18 177	140 654
8515310000	Mach and app for arc welding of metal, fully or partly automatic	5	11 366	55	55 123
8515391000	AC arc welders, transformer type, non- automatic	30 200	31 180	33 371	36 326
8515399000	Oth machine and apparatus for arc welding of metals, not automatic	33 625	80 296	559 511	673 225
8515801000	Electric mach & app for hot spraying of metals/sintered metal carbides	-	163	-	1 248
8515809000	Oth electric mach & app for hot spraying of metals/sintered metal carbides	1 953	12 655	32 961	358 499
8515901000	Parts of AC arc welder, transformer type	50	694	231	2 742
8515902000	Part of mach&app for soldering component on PCB/printed wiring boards	31	41	50	70
8515909000	Oth electric machines & apparatus	7 742	89 956	105 092	3 332 844
8516101010	Water dispenser fitted w/ solely water heater for domestic use	9 044	161 608	33 020	423 110
8516101090	Water dispenser fitted w/ solely water heater for other use	8 813	18 036	43 751	145 452
8516103000	Electric immersion water heaters	4	809	16	5 668
8516290000	Oth electric space heating apparatus and electric soil heating apparatus	586	3 986	4 405	26 137
8516310000	Hair dryers	1	6 535	20	29 585
8516320000	Other hair-dressing apparatus	525	1 523	18 511	25 584
8516330000	Hand-drying apparatus	13	451	3	1 065
8516401000	Elect. smoothing irons of kind designed to use steam from the indust boilers	-	1 296	-	12 120
8516409000	Other electric smoothing irons	1 014 873	5 368 851	10 136 492	54 654 347
8516500000	Microwave ovens	35	3 830	56	3 267
8516601000	Rice cookers	62 672	361 374	291 835	1 636 795
8516609000	Oth ovens; cookers,cooking plates, boiling rings,grillers & roasters	103 158	467 917	442 198	2 224 249
8516710000	Coffee/tea makers	472 077	2 187 796	4 441 493	21 808 572
8516720000	Toasters	251	338	57	204
8516791000	Kettles	2 610	20 375	35 697	312 971
8516799000	Other electro-thermic appliances	25 451	123 331	326 706	1 545 803

Tabel 3 : Ekspor Indonesia menurut Komoditi ( Kode HS 10 digit )  
**Export of Indonesia by Commodity ( 10 digit of HS Code )**

Mei 2016

**May**

Kode H S H S Code	Uraian golongan barang Group description	Berat bersih / Net weight (Kg)		Nilai / Value F.O.B. ( U S \$ )	
		Bulan ini Current month	Kumulatif Cum. Jan. to date	Bulan ini Current month	Kumulatif Cum. Jan. to date
(1)	(2)	(3)	(4)	(5)	(6)
8516801000	Elect heatin resistor for type-founding or type-setting mach;for indust. furnace	-	2	-	417
8516803000	Elect heatin resistor for type-founding /type-setting mach;for domestic furnaces	-	95	-	241
8516809000	Other electric heating resistors	192	2 946	7 210	33 666
8516902900	Sealed hotplates for other appliances	936	14 083	3 254	542 601
8516903000	Parts of electric instantaneous/storage water heaters & immersion heaters	-	274	-	3
8516909000	Oth part of electric heating resstor for type-founding/type-setting mach	35 680	162 064	772 858	3 506 538
8517110000	Line telephone set with cordless handset	1 900	2 526	461 937	600 735
8517120000	Telephones for cellular networks or for other wireless networks	9 881	49 902	1 399 932	7 430 187
8517180000	Other telephone sets	3 962	89 961	148 602	5 482 571
8517610000	Base stations	3 066	73 389	163 108	4 994 606
8517621000	Radio transmitters/receivers for simul. interpretaion at multilingual conference	83 091	230 873	293 458	829 530
8517622100	Control & adaptor units, incl. gateways, bridges and routers	657	8 405	6 128	608 314
8517622900	Oth control & adaptor units, including gateways,bridges and routers	1 523	7 983	84 238	850 125
8517623000	Telephonic or telegraphic switching apparatus	-	83	-	380
8517624100	Modems including cable modems and modem cards	40	717	7 418	151 664
8517624900	Oth app for carrier-current line system or for digital line systems	210	445	78 296	145 836
8517625100	Wireless LANs	15	3 274	144	42 870
8517625300	Oth transmission apparatus for radio- telephony/radio-telegraphy	14	174	2 349	13 637
8517625900	Oth transmission app incorporating reception apparatus; others	9	427	1 606	44 250
8517629100	Portable receiver for call,alert/paging and paging alert devices, incl. pagers	-	2 979	-	955 912
8517629200	Portable receiver for radio-telephony or radio-telegraphy	-	15	-	67
8517629900	Other portable receivers	35 787	60 054	255 163	885 827
8517690000	Other apparatus for transmission or reception of voices; others	2 713	6 023	10 200	66 020
8517701000	Parts of control and adaptor units including gateways, bridges, routers	42 716	151 388	5 249 848	20 615 232
8517702100	Parts of cellular telephones	3 091	5 947	76 678	336 767
8517702900	Oth parts of control and adaptor units including gateways, bridges, routers	8 015	44 956	2 137 070	8 997 962
8517703900	Oth printed circuit board; assembled	439	988	40 311	76 410
8517704000	Aerials/antennae used w/ app. for radio- telephony or radio-telegraphy	3	108	70	665
8517709200	Oth aerials/antennae of goods for radio- telephony or radio-telegraphy	72	72	39 029	39 029
8517709900	Other aerials or antennae	118 455	326 673	466 009	2 505 071
8518101100	Microphones having a frequency range of 300 hz to 3.4 khz	6	25	3 364	3 449
8518101900	Other microphones, whether or not with their stands	87 642	422 200	310 793	1 552 048
8518109000	Other microphones	7 094	48 470	274 122	1 820 685
8518211000	Box type of single loudspeakers, mounted in their enclosures	228 046	1 283 700	1 819 943	9 925 777
8518219000	Oth type of single loudspeakers mounted in their enclosures	129 961	518 418	755 814	3 191 632
8518221000	Box type of multiple loudspeakers, mounted in their enclosures	2 318	32 119	4 720	150 004
8518229000	Oth type of multiple loudspeakers mounted in their enclosures	580 122	2 701 193	5 582 784	26 442 781
8518292000	Loudspeakers,without enclosure, having a freq 300 hz to 3.4 khz	-	454	-	3 430
8518299000	Oth loudspeakers, not mounted in their enclosure	839 714	4 801 422	6 217 472	33 856 044
8518301000	Headphones	551	7 377	31 261	1 338 109

Tabel 3 : Ekspor Indonesia menurut Komoditi ( Kode HS 10 digit )  
**Export of Indonesia by Commodity ( 10 digit of HS Code )**

Mei 2016

**May**

Kode H S H S Code	Uraian golongan barang Group description	Berat bersih / Net weight (Kg)		Nilai / Value F.O.B. ( U S \$ )	
		Bulan ini Current month	Kumulatif Cum. Jan. to date	Bulan ini Current month	Kumulatif Cum. Jan. to date
(1)	(2)	(3)	(4)	(5)	(6)
8518302000	Earphones	4 235	22 247	327 927	1 556 894
8518304000	Line telephone handsets	-	2	-	1
8518309000	Other headphones and earphones, combined w/ microphone/speaker sets	15 959	74 298	542 996	3 648 921
8518404000	Oth audio-freq elec. amplifier,have 6 or more input signal line	5 456	21 409	32 383	123 234
8518409000	Other audio-freq elec. amplifier	111 926	615 172	1 636 741	8 639 811
8518501000	Elec. sound ampli. set having power rating of 240W or more	60 568	338 969	881 191	4 792 370
8518502000	Oth elec. sound amplifier w/ loudspeaker 50V <= voltage rating <= 100V	6 545	6 546	213 304	214 658
8518509000	Oth electric sound amplifier	89 823	499 277	2 732 007	12 968 112
8518901000	Part of microphone,loudspeaker,telephone handset,audio-freq elec. amplifier	407 272	1 634 848	1 960 186	8 762 642
8518902000	Part of oth audio-freq elec. amplifier, have 6 or more input signal line	-	80	-	376
8518903000	Part of single/multiple loudspeaker	792	873	10 854	11 625
8518909000	Part of oth electric sound amplifier set	184 097	769 767	3 906 993	14 372 614
8519202000	Record player operated by others	31	298	1 530	8 191
8519300000	Turntables (record-decks)	-	12 149	-	52 137
8519500000	Telephone answering machines	-	1	-	10
8519811000	Pocket size cassette recorders,dimension not exceed 170 x 100 x 45 mm3	-	13	-	40
8519812000	Cassette recorder,with ampli/loudspeaker operating only w/ ext. source of power	-	44	-	571
8519813000	Compact disc player	1 783	5 597	3 201	55 476
8519814900	Transcribing machines for other purposes	-	715	-	60 963
8519816900	Magnetic tape recorder incorp sound repro for other puprposes	-	929	-	11 769
8519819900	Oth sound recorder suitable for other puprposes	25	27	263	363
8519899000	Cinematographic sound reproducers for other puprposes	1 246	2 294	234 187	475 434
8521101000	Magnetic tape-type used in cinematography or TV broadcasting	-	15	-	35
8521109000	Magnetic tape-type used in other purpose	951	2 878	245	7 080
8521901100	Laser disc player used in cinematography or TV broadcasting	-	20	-	40
8521901900	Laser disc player used in other purpose	-	1 900	-	399 299
8521909900	Oth magnetic tape-type used in other puprposes	1 139 672	6 348 923	30 239 493	165 826 419
8522100000	Pick-up cartridges	7 583	53 908	514 436	3 324 070
8522903000	PCB assemblies for cinematographic sound recorders or reproducers	-	8	-	300
8522904000	Audio/video tapedecks and compact disc mechanisms	183 104	827 700	4 011 963	18 706 202
8522909100	Oth parts&accessories of cinematographic sound recorders/reproducers	-	1	-	3
8522909300	Oth parts&accessories for sound/audio recording/reproducing (magnetic/optical)	90 410	405 743	1 073 745	4 780 379
8522909900	Oth parts&accessories for other sound or audio recording/reproducing	9 910	43 977	405 180	2 099 900
8523211000	Magnetic media card,incorporating a magnetic stripe; unrecorded	-	1	-	20
8523219000	Magnetic media card,incorporating a magnetic stripe; recorded	38	979	109	34 424
8523291100	Magnetic computer tapes,width <= 4mm; unrecorded	-	12	-	420
8523291900	Other magnetic tapes,width <= 4mm; unrecorded	81 869	383 681	374 026	1 727 126
8523292100	Magnetic video tapes, width <= 4mm; recorded	15	87	186	456
8523292900	Magnetic tapes (oth than video tapes) width <= 4mm; recorded	-	179	-	2 910
8523293100	Magnetic computer tapes,4mm<width<=6,5mm ;unrecorded	3	31	3	167
8523293900	Other magnetic tapes,4mm<width<=6,5mm ;unrecorded	-	24	-	2 481
8523294900	Oth magnetic computer tapes,4mm<width <= 6,5mm;unrecorded	-	3	-	5

Tabel 3 : Ekspor Indonesia menurut Komoditi ( Kode HS 10 digit )  
**Export of Indonesia by Commodity ( 10 digit of HS Code )**

Mei 2016

**May**

Kode H S H S Code	Uraian golongan barang Group description	Berat bersih / Net weight (Kg)		Nilai / Value F.O.B. ( U S \$ )	
		Bulan ini Current month	Kumulatif Cum. Jan. to date	Bulan ini Current month	Kumulatif Cum. Jan. to date
(1)	(2)	(3)	(4)	(5)	(6)
8523295100	Magnetic computer tapes,width > 6,5mm; unrecorded	-	57	-	42
8523296100	Magnetic tapes width >6,5mm;recorded for storage media	1	2	37 000	70 000
8523297100	Computer hard disc and diskette ;unrecorded	16 146	85 540	11 588	164 596
8523297900	Other magnetic discs; unrecorded	-	5	-	60
8523298100	Magnetic disc for reproducing phenomena not sound/image for computer;recorded	-	1 155	-	355
8523298300	Oth magnetic disc reproducing represent. by means of an auto. data process. mach	16	42	4 367	4 951
8523299400	Magnetic media oth than disc for oth than computer use;recorded	105	1 286	1 285	17 970
8523299900	Other magnetic media (not disc)	7	47	54	547
8523419000	Optical media, unrecorded, for other use	353	14 211	9 347	433 085
8523491200	Educational, technical, scientific, historical/cultural disc;sound only	-	5	-	528
8523491300	Other kind of disc; sound only	-	27	-	545
8523491990	Other cinematographic films;optical	-	8	-	13
8523499300	Oth disc for laser reading systems for reproducing others	-	259	-	2 399
8523499900	Oth disc for laser reading systems	200	1 088	18 677	175 597
8523511100	Solid-state non-volatile storage devices suitable for computer use;unrecorded	-	37	-	6 182
8523511900	Solid-state non-volatile storage devices for other use;unrecorded	-	340	-	69 822
8523512900	Solid-state non-volatile storage devices for other use;recorded	2 321	16 247	337 920	2 365 440
8523513000	Solid-state non-volatile storage devices for repro. data,sound/image,etc	69	109	5 753	9 534
8523519090	Other cinematographic film;semiconductor	3	5	386	646
8523520000	"Smart cards"	17 562	2 366 197	497 662	5 706 888
8523591000	Proximity cards and tags;semiconductor	7 446	12 274	20 151	27 754
8523592100	Oth semiconductor media,unrecorded, suitable for computer use	17 419	88 903	91 447	547 401
8523599000	Other semiconductor media	-	75	-	55
8523805100	Oth solid-state non-volatile storage dev. ;unrecorded,for computer use	71	7 200	1 129	64 511
8523805900	Oth solid-state non-volatile storage dev. ;unrecorded,for other use	3 678	18 584	33 510	168 166
8523809100	Oth solid-state non-volatile storage dev. ;recorded,reprd. not sound/image	1 096	4 171	11 005	63 649
8523809200	Oth solid-state non-volatile storage dev. ;recorded,reproducing others	-	168	-	4 992
8523809900	Other solid-state non-volatile storage device	432	1 147	2 585	164 098
8525500000	Transmission apparatus	268	643	1 200	43 044
8525600000	Transmission apparatus incorporating reception apparatus	105	1 112	393	85 532
8525801000	Web cameras	-	413	-	8 276
8525803100	Video camera recorders,used in broadcasting	20	91	3 797	60 939
8525803900	Video camera recorders,used in other purposes	41 889	297 921	6 472 421	43 783 265
8525804000	Television camera	8	86	27 612	30 818
8525805010	Pocket camera	-	1	-	100
8525805020	DSLR camera	-	160	-	81 392
8525805090	Other digital cameras	2 178	10 156	58 538	486 982
8526101000	Radar app.,ground based,use in civil aircraft,used solely on sea-going vessel	-	2 356	-	5 350
8526109000	Other radar apparatus	193	3 439	2 300	1 814 962
8526919000	Other radio navigational aid apparatus	69 439	463 156	4 040 099	27 504 344
8526920000	Radio remote control apparatus	99 496	693 064	1 271 948	13 568 580
8527120000	Pocket-size radio cassette-players	25	39	40	580
8527131000	Oth radio broadcast receiver combined w/ sound recording/reprod. app;portable	16	22	800	866
8527139000	Oth radio broadcast receiver combined w/ sound recording/reprod. app; notportable	7	68	250	6 743

Tabel 3 : Ekspor Indonesia menurut Komoditi ( Kode HS 10 digit )  
**Export of Indonesia by Commodity ( 10 digit of HS Code )**

Mei 2016

**May**

Kode H S H S Code	Uraian golongan barang Group description	Berat bersih / Net weight (Kg)		Nilai / Value F.O.B. ( U S \$ )	
		Bulan ini Current month	Kumulatif Cum. Jan. to date	Bulan ini Current month	Kumulatif Cum. Jan. to date
(1)	(2)	(3)	(4)	(5)	(6)
8527191900	Reception app capable of plan,manage& monitor electromag spectrum;not portable	-	379	-	14 758
8527199900	Oth reception app.;not portable	64 312	352 985	1 590 597	7 828 308
8527210000	Radio-broadcast receiver,use ext source power combined with sound record app	369 943	1 648 063	11 772 968	51 479 651
8527290000	Radio-broadcast receiver,use ext source power not combined with sound record app	65 170	323 466	1 703 373	8 680 445
8527919000	Oth radio-broadcast receiver,ext source power comb. w/ sound record;not portable	4 100	68 382	29 231	425 055
8527999900	Oth radio-broadcast receiver;not portable comb. w/ others,operated by oth	-	5 291	-	35 566
8528411000	Colors cathode-ray tube monitor,used in automatic data processing system	226	1 408	30 592	140 283
8528412000	B/W cathode-ray tube monitor,used in automatic data processing system	17	43	1 941	4 475
8528491000	Oth color cathode-ray tube monitor,used in automatic data processing system	-	700	-	1 083
8528492000	Oth B/W cathode-ray tube monitor,used in automatic data processing system	-	21	-	17 387
8528511000	Projection type flat panel display unit used in automatic data processing system	28	17 756	2 352	260 127
8528512000	Oth projection type flat panel display units, color	130 959	791 990	3 107 048	20 713 771
8528513000	Oth projection type flat panel display units, B/W	-	222	-	8 359
8528591000	Other monitor, colour	69 355	528 425	3 330 596	26 032 680
8528592000	Other monitor, B/W	-	166	-	66 941
8528611000	Projector,flat panel display type use in automatic data processing system	-	191	-	11 314
8528619000	Oth projector,flat panel display type, used in automatic data processing system	84	4 298	1 150	9 909
8528691000	Oth projector,have capability of projecting on a screen >=300 inches	-	5 491	-	1 422
8528699000	Oth projector,have capability of projecting on a screen <300 inches	375	1 048	4 921	8 504
8528711100	Set top box which have a communication functions, mains operated	1 217 048	5 693 576	60 534 499	272 208 975
8528719900	Oth set top box, have a communication functions, operated by other	22	109	629	5 727
8528721000	Oth reception app. for TV,colour, battery operated	-	22	-	472
8528729100	Cathode-ray tube type	29 634	74 252	97 430	380 884
8528729200	LCD,LED,and oth flat panel display type	561 698	2 716 019	11 901 968	66 699 115
8528729900	Oth reception app. for TV,colour, not battery operated	488	7 665	771	62 731
8528730000	Oth reception apparatus for TV, B/W	-	1	-	8
8529102100	Parabolic aerial reflector dishes for TV reception	1 384	7 496	2 860	10 996
8529102900	Oth parabolic aerial reflector dish for TV reception	3 624	20 684	23 839	51 031
8529103000	Telescopic, rabbit & dipole antennae for TV or radio receivers	63	995	1 363	16 929
8529104000	Aerial filters and separators	-	670	-	6 621
8529106000	Feed horns (wave guide)	-	98	-	78
8529109200	Oth aeriels&aerials reflector,used with transmission app. for radio-broadcast/TV	20 197	79 778	250 687	830 633
8529109900	Oth aeriels&aerials reflector,used with transmission app. for oth purposes	4 891	46 331	2 379 968	14 380 506
8529902000	Part of decoder for use w/ transmission, radar&reception app.,monitor&projector	25	30	7	407
8529904000	Part of digital/video camera,use with trans.,radar&recept. app.,monitor&proj.	557	3 829	42 118	482 679
8529905100	Oth printed circuit board; assembled, for transmission apparatus	-	288	-	3 201
8529905200	Oth printed circuit board; assembled, for radio-broadcast receiver	20 607	79 016	858 358	3 981 254
8529905300	Oth printed circuit board; assembled, for flat panel display monitor/projector	1 555	4 589	64 550	224 199
8529905400	Oth printed circuit board; assembled, for TV receivers	-	1 117	-	103 486

Tabel 3 : Ekspor Indonesia menurut Komoditi ( Kode HS 10 digit )  
**Export of Indonesia by Commodity ( 10 digit of HS Code )**

Mei 2016

**May**

Kode H S H S Code	Uraian golongan barang Group description	Berat bersih / Net weight (Kg)		Nilai / Value F.O.B. ( U S \$ )	
		Bulan ini Current month	Kumulatif Cum. Jan. to date	Bulan ini Current month	Kumulatif Cum. Jan. to date
(1)	(2)	(3)	(4)	(5)	(6)
8529905500	Oth printed circuit board; assembled, for other monitor/projector	37	12 065	811	6 881
8529905900	Oth printed circuit board; assembled, for other goods	3 010	63 321	1 003 833	4 794 169
8529909100	Oth printed circuit board;not assembled, for television receivers	233 118	1 299 225	15 180 919	91 279 214
8529909400	Oth printed circuit board;not assembled, for flat panel display	1 985	20 613	185 406	663 922
8529909900	Oth printed circuit board;not assembled, for other goods	148 786	633 850	2 437 703	8 787 138
8530800000	Equipment for roads,inland waterways, parking facility,port install./airfields	-	2	-	18
8530900000	Part of equipment railways,tramways,road ,waterway,parking facility,etc	1	1	9	9
8531101000	Burglar alarms	6	104	100	2 162
8531102000	Fire alarms	250	968	188	940
8531109000	Other alarms and similar apparatus	38 133	177 467	1 220 121	5 025 294
8531200000	Indicator panel incorporating LCD/LED	5 096	19 693	415 443	2 318 771
8531801900	Other electronic bells and sound signalling apparatus	-	22	-	538
8531802900	Oth flat panel displays (including electroluminescence,plasma,&oth tech.)	30	86	157	943
8531809000	Other electric sound/visual signalling apparatus	230	950	8 679	35 442
8531901000	Part of panel indicator,electric sound/ visual signalling app,flat panel display	356	1 272	105 235	171 243
8531903000	Part of other bells/sound signalling apparatus	-	4	-	201
8531909000	Part of other electric sound or visual signalling apparatus	3 885	30 977	229 310	1 089 977
8532100000	Fixed capacitor desgned for use in 50/60 Hz circuit, reactive power >=0.5 kvar	-	18 483	-	23 291
8532210000	Tantalum	15 754	178 449	15 397 731	74 464 661
8532220000	Aluminium electrolytic	587 604	3 094 146	14 035 238	72 599 061
8532230000	Ceramic dielectric,single layer	113 341	548 654	1 986 623	9 676 608
8532240000	Ceramic dielectric,multi layer	3	45 794	146	166 380
8532250000	Dielectric of paper or plastic	3 999	15 143	219 265	881 404
8532290000	Other fixed capasitor	48 059	306 180	6 733 873	39 081 087
8532300000	Variable/adjustable (pre-set) capacitors	627	997	9 185	13 323
8532900000	Parts of fixed electrical capasitor	1 337	1 429	30 082	37 826
8533101000	Fixed carbon resistors, composition/film type; surface mounted	79	546	5 722	163 939
8533109000	Fixed carbon resistors, composition/film type; not surface mounted	56	1 615	3 590	41 778
8533210000	Oth fixed resistors for a power handling capacity not exceeding 20W	158 311	860 877	5 266 453	27 886 708
8533290000	Oth fixed resistors for a power handling capacity exceeding 20W	47 390	225 348	981 125	4 808 950
8533310000	Wirewound variable resistors, rheostats, for a power handling capacity <= 20W	-	41	-	7 703
8533390000	Wirewound variable resistors, rheostats, for a power handling capacity > 20W	9 710	36 659	240 629	1 138 537
8533400000	Other variable resistors, including rheostats and potentiometers	15 315	76 859	548 983	2 621 442
8533900000	Parts of fixed resistors	31 656	150 939	1 093 788	4 696 771
8534001000	Printed circuits, single-sided	73 397	356 006	1 136 635	6 704 269
8534002000	Printed circuits, double-sided	-	1 407	-	66 564
8534003000	Printed circuits, multi-layer	-	1 538	-	108 156
8534009000	Other printed circuits	34 729	159 797	4 963 041	27 714 952
8535100000	Fuses, for a voltage > 1000V	298	1 095	11 250	26 766
8535211000	Automatic circuit breakers for a voltage < 72,5 KV; moulded case type	1 031	1 031	4 752	4 752
8535219000	Automatic circuit breakers for a voltage < 72,5 KV; other type	169	3 307	6 986	113 302
8535290000	Automatic circuit breakers for a voltage >= 72,5 KV	25 861	136 725	50 241	101 841
8535301100	Disconnecter having a voltage < 36 KV	-	24	-	360
8535301900	Disconnecter having a voltage >= 36 KV	-	205	-	1 635



Tabel 3 : Ekspor Indonesia menurut Komoditi ( Kode HS 10 digit )  
**Export of Indonesia by Commodity ( 10 digit of HS Code )**

Mei 2016

**May**

Kode H S H S Code	Uraian golongan barang Group description	Berat bersih / Net weight (Kg)		Nilai / Value F.O.B. ( U S \$ )	
		Bulan ini Current month	Kumulatif Cum. Jan. to date	Bulan ini Current month	Kumulatif Cum. Jan. to date
(1)	(2)	(3)	(4)	(5)	(6)
8535302000	Isolating switch&make-and-break switch for a voltage of >= 66 KV	4 945	241 171	281 977	4 550 995
8535309000	Isolating switch&make-and-break switch for a voltage of < 66 KV	16	5 053	441	8 134
8535400000	Lightning arresters,voltage limiters and surge suppressors	812	3 799	164 108	716 901
8535901000	Bushing and tap changer assemblies for electricity distrib/power transformers	676	4 507	24 561	151 026
8535909000	Oth bushing and tap changer assembl. for electricity distrib/power transformers	131 196	670 976	471 292	3 007 322
8536101100	Thermal fuses glass type for use in electric fans	2 232	4 386	209 564	420 536
8536101200	Thermal fuses glass type for use in others, for a current of less than 16 A	-	25	-	7
8536101300	Fuse blocks,of a kind used for motor vehicles	20 030	77 557	306 102	1 239 334
8536101900	Oth thermal fuses glass type	2 620	4 443	965	11 180
8536109100	Oth fuses for use in electric fans	76	367	1 317	6 063
8536109200	Oth fuses for use in other,for a current of less than 16 A	8	42	35	133
8536109300	Oth fuse blocks,of a kind used for motor vehicles	-	7	-	20
8536109900	Other fuses	489	911 359	9 242	4 941 797
8536201100	Automatic circuit breaker;moulded case, for a current of less than 16 A	5 236	5 236	73 870	73 870
8536201200	Automatic circuit breaker;moulded case, for a current >16A but <=32A	6 030	6 030	91 169	91 169
8536201300	Automatic circuit breaker;moulded case, for a current >32A but <=1000A	5 650	5 650	35 062	35 062
8536201900	Automatic circuit breaker;moulded case, for a current >1000A	19 932	105 265	728 311	3 830 552
8536202000	Automatic circuit incorporated into electro-thermic domestic appliances	9	567	197	9 250
8536209900	Automatic circuit incorporated into oth, a current >= 16A	5 572	6 353	695 253	703 029
8536301000	Lightning arresters for protecting electrical circuits	40	781	496	2 862
8536302000	Electrical circuit protector used in radio equipment/electric fans	331	4 102	6 108	64 982
8536309000	Oth apparatus for protecting electrical circuits	2 080	5 364	162 970	363 204
8536411000	Digital relays,voltage <= 60V	8 715	37 730	248 705	969 204
8536414000	Oth relays,voltage <= 60V,a current <16A	79	477	8 615	50 406
8536419000	Relays used in other equipment, voltage <= 60V	100 169	495 050	3 418 787	17 410 313
8536491000	Digital relays,voltage > 60V	5 526	31 109	170 896	926 426
8536499000	Other relays,voltage > 60V	285 238	1 667 783	5 998 412	38 610 863
8536502000	Over-current and residual-current automatic switches	29 445	207 629	933 837	5 533 862
8536503300	High inrush switch,of a rated current carrying capacity < 16A	255	1 081	5 141	21 954
8536503900	Other high inrush switches	62 789	304 354	3 580 693	17 996 926
8536505100	Electronic AC switch,voltage<=1000V, for a current < 16A	-	4 215	-	73 357
8536505900	Electronic AC switch,voltage<=1000V, for a current >= 16A	1	697	100	30 252
8536506100	Make&break switch used in domestic elec. wiring,<=500V,for a current < 16A	6	136	50	160
8536506900	Make&break switch used in domestic elec. wiring,<=500V,for a current >= 16A	87	623	2 856	18 794
8536509200	Oth make&break switch used in domestic elec. wiring,>500V,use in elec. fans	1 126	8 164	2 597	11 841
8536509500	Oth make&break switch,>500V,starters for electric motors or fuse switches	222	77 164	6 508	2 197 836
8536509900	Oth make&break switch,>500V	158 421	798 604	5 091 906	26 508 417
8536611000	Lamp holder used for compact lamps or halogen lamps	211	2 201	158	11 136
8536619100	Lamp holder used for oth lamps,a current < 16A	-	67	-	1 751
8536619900	Lamp holder used for oth lamps,a current >= 16A	8	48	248	313
8536691200	Telephone plugs for a current < 16A	-	4 946	-	10 490
8536691900	Telephone plugs for a current <= 16A	9	234	3 143	10 765
8536692900	Audio/video & cathode ray tube socket for TV/radio receiver,a current >= 16A	1 421	2 361	15 246	56 266

Tabel 3 : Ekspor Indonesia menurut Komoditi ( Kode HS 10 digit )  
**Export of Indonesia by Commodity ( 10 digit of HS Code )**

Mei 2016

**May**

Kode H S H S Code	Uraian golongan barang Group description	Berat bersih / Net weight (Kg)		Nilai / Value F.O.B. ( U S \$ )	
		Bulan ini Current month	Kumulatif Cum. Jan. to date	Bulan ini Current month	Kumulatif Cum. Jan. to date
(1)	(2)	(3)	(4)	(5)	(6)
8536693200	Socket&plug for co-axial cable&printed circuits,for a current < 16A	4	19	14 465	14 506
8536693900	Socket&plug for co-axial cable&printed circuits,for a current >= 16A	32	333	609	6 816
8536699200	Oth socket&plug, for a current < 16A	-	9 023	-	92 566
8536699900	Oth socket&plug, for a current >= 16A	6 987	37 220	167 097	723 933
8536701000	Connector for optical fibres,opt. fibres bundles or cables;ceramics	100	258	203	14 059
8536702000	Connector for optical fibres,opt. fibres bundles or cables;copper	1	122	1	5 992
8536709000	Oth connector for optical fibres,optical fibres bundles or cables	804	7 625	47 322	72 927
8536901200	Connection&contact elements for wires& cables;wafer probers;current < 16A	472	2 593	25 987	184 295
8536901900	Connection&contact elements for wires& cables;wafer probers;current >= 16A	29 183	120 513	901 962	3 319 135
8536902900	Junction boxes,for a current >= 16A	24 958	166 816	1 281 462	8 180 639
8536903200	Cable connector,connector/adaptor for co-axial cable,commutator,current<16A	-	1 594	-	9 312
8536903900	Cable connector,connector/adaptor for co-axial cable,commutator,current>=16A	169 002	779 180	6 924 982	30 273 391
8536909300	Telephone patch panels	336	7 410	3 115	62 504
8536909400	Oth cable connector,for a current < 16A	186	595	17 270	35 736
8536909900	Oth cable connector,for a current >= 16A	231 725	993 950	11 484 215	50 750 705
8537101100	Control panel use in distributed control system;voltage<1000V	74	5 243	39 910	210 352
8537101200	Control panel fitted w/ a programmable processor;voltage<1000V	85	28 081	9 907	1 829 930
8537101300	Control panel for AC,refrig.,wash. mach. ,vacuum cleaner,mixer,water heater	63	28 111	2 944	1 879 249
8537101900	Other control panel	122 196	460 401	2 344 683	10 655 646
8537102000	Distribution board used w/ auto. data process. mach.,telp sets,transmiss. app.	145	1 049	2 487	71 082
8537103000	Programmable logic controllers for auto- mach for trans. for semiconductor device	33	242	3 001	79 807
8537109100	Switchboard used in radio equipment or electric fans	107	5 505	8 030	110 365
8537109200	Switchboard use in distributed control systems	6 498	26 880	304 145	957 491
8537109900	Switchboard use for other prposes	71 541	481 489	4 135 322	21 155 897
8537201900	Switchboards incorp. elect instrum for break,connect/protect elect circ<=66 KV	45	2 825	340	110 435
8537202100	Control panels incorp. elect instrum for break,connect/protect elect circ>66 KV	419	5 052	1 079	21 348
8537202900	Control panels incorp. elect instrum for break,connect/protect elect circ<=66 KV	28 895	125 988	159 679	1 309 844
8537209000	Oth board for elect. control for voltage > 1000 volt	787 047	5 183 160	13 392 382	78 761 808
8538101100	Parts of programmable logic controllers, <=1000V;for smiconductor device	-	730	-	18 494
8538101900	Oth part of programable logic controller used in other equipment, <=1000V	5 143	68 103	236 417	2 194 049
8538102100	Parts of programmable logic controllers, >1000V;for smiconductor device	-	1 322	-	33 001
8538102900	Oth part of programable logic controller used in other equipment, >1000V	1 637	14 765	242 196	781 761
8538901100	Part incl. printed circuit assmblies of telp plug;connect&contact; <=1000V	5	72 574	361	1 362 419
8538901200	Part of switch,socket&plug for coaxial cable,and oth apparatus, <=1000V	33 427	146 923	471 398	2 437 565
8538901900	Oth part of electric switch,socket&plug, <= 1000V	18 449	108 766	1 244 745	6 734 240
8538902100	Part incl. printed circuit assmblies of telp plug;connect&contact; >1000V	-	11	-	664
8538902900	Oth part incl. printed circuit assmblies of telp plug;connect&contact; >1000V	37 398	285 363	2 947 472	18 799 333
8539101000	Sealed beam lamp units for motor vehicles	2 177	23 119	24 004	449 376
8539109000	Sealed beam lamp units for others	2 039	18 119	13 779	46 633
8539212000	Tungsten halogen used in medical equipment	-	65	-	2 247

Tabel 3 : Ekspor Indonesia menurut Komoditi ( Kode HS 10 digit )  
**Export of Indonesia by Commodity ( 10 digit of HS Code )**

Mei 2016

**May**

Kode H S H S Code	Uraian golongan barang Group description	Berat bersih / Net weight (Kg)		Nilai / Value F.O.B. ( U S \$ )	
		Bulan ini Current month	Kumulatif Cum. Jan. to date	Bulan ini Current month	Kumulatif Cum. Jan. to date
(1)	(2)	(3)	(4)	(5)	(6)
8539213000	Tungsten halogen used for motor vehicles	5	284	90	10 073
8539214000	Other reflector lamp bulbs of tungsten halogen	-	543	-	27 488
8539219000	Other tungsten halogen	1 400	2 274	917	4 659
8539223000	Oth reflector lamp bulbs,not tungsten halogen, power <=200W & voltage>100V	-	1 863	-	601
8539229000	Oth filament lamp,not tungsten halogen, power<=200W & voltage>100V	14 337	51 109	67 852	264 819
8539291000	Other filament lamps, excl UV/infrared lamps,for medical equipment	-	6	-	73
8539292000	Other filament lamps, excl UV/infrared lamps,for motor vehicles	4	1 454	62	47 394
8539294900	Flashlight bulb;miniature indicator bulb, rated <=2,25V, for other purposed	20	1 042	45	1 268
8539295000	Oth filament lamp excl UV/infrared lamp, capacity >200W & <=300W, voltage >100V	-	870	-	18 966
8539299000	Other filament lamps, excluding UV or infra-red lamps	16	3 770	1 781	13 606
8539319010	Tube lamps of fluorecent, hot cathode, not UV lamps	61 409	189 080	492 843	2 476 188
8539319020	Compact fluorescent lamps of fluorecent, hot cathode, not UV lamps	15 045	85 130	96 525	340 608
8539319090	Oth discharge lamps excl UV lamps of fluorecent, hot cathode	31 334	187 586	192 744	1 028 774
8539320000	Mercury/sodium vapour lamps;metal halide lamps excl UV lamps	419 375	420 219	25 964	26 237
8539393000	Discharge lamps other fluorescent lamp, cold cathode types, not UV lamps	12 288	52 558	156 916	507 653
8539399000	Other discharge lamps, other than UV lamps, cold cathode types	2 113	10 536	28 783	117 676
8539410000	Arc lamps	2 879	13 607	1 139 085	5 489 729
8539490000	Ultra-violet/infra-red lamps	4 971	19 864	12 940	77 512
8539901000	Aluminium end cap for fluoresc lamp; alum screw caps for incandescent lamp	10	531	10	1 239
8539902000	Parts of elect filament/discharge lamps of kind used for motor vehicles	76	483	458	27 129
8539909000	Oth part of elect filament/discharge lamps; part of arc-lamps	518	1 826	4 340	31 719
8540200000	TV camera tubes; image converters and intensifiers; other photo-cathode tubes	37	37	237	237
8540600000	Other cathode-ray tubes	-	4	-	164
8540710000	Magnetrons	-	2	-	16
8540790000	Microvawe tubes, not magnetrons, excl grid-controlled tubes	31	481	10 410	27 252
8540810000	Receiver/amplifier valves and tubes	-	52	-	6 965
8540890000	Other valves and tubes	-	1	-	87
8540910000	Parts of cathode-ray tubes	-	34	-	1 515
8540999000	Other parts of thermionic,cold cathode or photo cathode valves and tubes	44	88	6 412	11 193
8541100000	Diodes, other than photosensitive/light emitting diodes	1 209	25 798	809 542	3 922 017
8541210000	Transistor oth than photosensitive with a dissipation rate of <1 W	41	7 342	9 438	278 191
8541290000	Transistor oth than photosensitive with a dissipation rate of >=1 W	3 328	27 185	295 839	1 780 685
8541300000	Thyristors,diacs and triacs, other than photosesintive devices	19	32	12 777	13 104
8541401000	Light emitting diodes	33 974	175 283	1 533 994	7 760 070
8541402100	Photovoltaic cells, not assembled	-	282	-	19 400
8541402200	Photovoltaic cells, assembled in modules or made up into panels	14 914	110 180	108 397	961 001
8541402900	Oth photocells, including photodiodes & phototransistors	-	76	-	63 484
8541409000	Oth photosensitive semiconductor devices	2 191	73 724	228 920	2 637 247
8541500000	Other semiconductor devices	9 215	52 760	5 416 228	28 502 989
8541600000	Mounted piezo-electric crystals	5 042	23 951	3 903 143	19 345 292
8541900000	Parts of diodes,transistors & similar; photosensitives semiconductor devices	971	4 599	205 271	773 952

Tabel 3 : Ekspor Indonesia menurut Komoditi ( Kode HS 10 digit )  
**Export of Indonesia by Commodity ( 10 digit of HS Code )**

Mei 2016

**May**

Kode H S H S Code	Uraian golongan barang Group description	Berat bersih / Net weight (Kg)		Nilai / Value F.O.B. ( U S \$ )	
		Bulan ini Current month	Kumulatif Cum. Jan. to date	Bulan ini Current month	Kumulatif Cum. Jan. to date
(1)	(2)	(3)	(4)	(5)	(6)
8542310000	Processor & controller of electronics integrated circuits	36 112	172 529	7 411 789	47 338 210
8542320000	Memories of electronic integrated circuits	184	10 634	84 584	395 551
8542330000	Amplifiers of electronic integrated circuits	490	1 988	22 742	88 224
8542390000	Other electronic integrated circuits	35 915	187 577	18 871 636	91 858 374
8542900000	Parts of electronic integrated circuits	15 686	99 885	4 013 343	25 036 744
8543100000	Particle accelerators	-	36	-	40 630
8543200000	Signal generators	-	414	-	217 642
8543302000	Wet processing equip. for the applic. by immersion of chemical/elec.chemical	-	26	-	31 780
8543309000	Oth machine&apparatus for electroplating ,electrolysis/electrophoresis	639	92 545	81 392	1 129 375
8543701000	Electric fence energisers	-	40	-	3 697
8543702000	Remote control apparatus, other than radio remote control apparatus	5 249	31 346	85 488	484 686
8543703000	Electrical machines with translation or dictionary functions	17	485	1 559	17 272
8543704000	Equip/machine for removal dust particle & curing material by UV light	-	65	-	2 757
8543705000	Integrated receiver/decoder (IRD) for direct broadcast multimedia systems	3	199	20	4 451
8543709000	Oth electrical machines & apparatus, having individual fuctions	52 680	184 312	1 460 175	5 721 455
8543901000	Parts of particle accelerators or signal generators	-	47	-	1 706
8543909000	Parts of oth electrical machines and apparatus, having individual fuctions	93 660	549 192	4 220 322	23 869 507
8544111000	Winding wire of copper, w/ an outer coating of lacquer or enamel	334 727	1 923 671	2 284 361	12 051 047
8544112000	Winding wire of copper, w/ an outer coat/ cover w/paper, textile material/PVC	765 170	3 554 341	3 975 152	18 446 844
8544119010	Winding wire of copper, laquer/enamelled & cover with paper, textile material/PVC	31 998	114 446	348 466	1 656 905
8544119020	Winding wire of copper, rect cross-sect. and without connectors	262	262	2 259	2 259
8544119090	Other winding wire of copper	16 101	60 867	44 553	282 123
8544190090	Winding wire not of copper, not lacquere/ enamelled, not manganese resistance wire	12 988	17 595	6 233	80 079
8544201100	Co-axial cable/elec; fitted w/ connector; <=66.000V; insulated w/ rubber/plastic	341 543	1 039 136	1 719 665	6 077 240
8544201900	Co-axial cable/elec; fitted w/ connector; <=66.000V; insulate not w/ rubber/plastic	160 768	907 050	1 163 131	6 858 674
8544202100	Co-axial cable/elec; unfitted w/ conecnr; <=66.000V; insulated w/ rubber/plastic	1 094	17 294	5 248	54 995
8544202900	Co-axial cable/elec; unfitted w/ conecnr; <=66.000V; insulate not w/ rubber/plastic	1 192	4 468	1 916	88 544
8544203900	Co-axial cable/elec; fitted w/ connector; >66.000V; insulate not w/ rubber/plastic	281	569	1 914	7 045
8544204900	Co-axial cable/elec; unfitted w/ conecnr; >66.000V; insulate not w/ rubber/plastic	88	98	619	1 018
8544301200	Wiring harness for mtor vehicle; of head 87.02,87.03,87.04/84.11; insulate rubber	1 065 392	4 853 248	15 549 314	77 069 552
8544301300	Wring harness for mtor vehicle; excl head 87.02,87.03,87.04/84.11; insulate rubber	649 576	3 260 541	11 875 562	57 003 588
8544301400	Wiring harness for mtor vehicle; of head 87.02,87.03,87.04/84.11; no insult rubber	2	18	1	369
8544301900	Wring harness for mtor vehicle; excl head 87.02,87.03,87.04/84.11; no insult rubber	1 471 932	7 168 513	30 375 431	149 664 306
8544309100	Ignition wiring sets, not wiring set, used in vehicle, aircraft/ship; insulate rubber	598	2 494	18 991	51 610
8544309900	Ignition wiring sets, not wiring set, used in vehicle, aircraft/ship; no insult ruber	271 487	1 460 057	4 333 252	22 849 265
8544421100	Telephone, telegraph, radio relay cable submarine, fitted w/ connectors; <= 80 V	208	11 332	2 580	2 987 084

Tabel 3 : Ekspor Indonesia menurut Komoditi ( Kode HS 10 digit )  
**Export of Indonesia by Commodity ( 10 digit of HS Code )**

Mei 2016

**May**

Kode H S H S Code	Uraian golongan barang Group description	Berat bersih / Net weight (Kg)		Nilai / Value F.O.B. ( U S \$ )	
		Bulan ini Current month	Kumulatif Cum. Jan. to date	Bulan ini Current month	Kumulatif Cum. Jan. to date
(1)	(2)	(3)	(4)	(5)	(6)
8544421200	Telephone, telegraph, radio relay cable not submarine,fitted w/ connector;<= 80V	-	3	-	201
8544421900	Oth elect conductor,fitted w/ connector; used for communication,voltage <= 80 V	58 397	233 638	1 284 083	5 108 710
8544422100	Telephone, telegraph, radio relay cable submarine,fitted w/ cnetor;>80V<x<=1000V	-	94	-	1 364
8544422900	Oth elect conductor,fitted w/ connector; used for communication,80V<x<=1000V	108 387	134 794	595 418	895 324
8544423200	Battery cable;<=1000V;insulate w/ rubber for vehicle head 87.02,87.03,87.04/87.11	-	9	-	164
8544423900	Battery cab;<=1000V;no insulate w/rubber ecl vehicle head 87.02,87.03,87.04/87.11	-	114	-	4 107
8544429100	Electrical cables insulated w/ plastic diameter <=19,5 mm,use for telecommunictn	77 345	471 673	1 472 964	7 327 325
8544429200	Electrical cables insulated w/ plastic diameter >19,5 mm,use for telecommunictn	20 190	84 899	177 569	887 977
8544429910	Car cigarettes lighters adapters	-	6	-	281
8544429990	Oth elect conductor,fitted w/ connector, used for telecommunication,<= 1000V	248 354	778 968	2 819 575	10 480 920
8544491100	Telephone, telegraph, radio relay cable submarine,not fitted w/ connector;<= 80V	42	334	12 754	51 091
8544491200	Telephone, telegraph, radio relay cable not submarine,not fit w/ cconnector;<= 80V	-	3 548 188	-	15 274 306
8544491900	Oth elect conductor,not fit w/ cconnector; used for communication,voltage <= 80 V	75	5 212	246	99 088
8544492100	Shielded wire for mnfact.of auto-wiring harnesses, not for communication, <=80 v	11 472	66 990	78 858	624 418
8544492200	Electrical cables insulated w/ plastic diamtr<=19,5 mm,not use for telecommunict	-	2 290	-	648
8544492300	Electrical cables insulated w/ plastic diamtr>19,5 mm,not use for telecommunictn	-	461	-	9 820
8544492900	Oth electric conductors,not fitted w/ connector,not for telecommunctn,<=80V	36 000	109 144	749 673	2 327 232
8544493200	Oth elect connector,fitted w/ connector for comm,insulate w/ plastic >80V<&lt;1000V	15	693	62	2 076
8544493900	Oth elect connector,fit w/ connector for comm,not insulate w/ plastic >80V<&lt;1000V	1 556 561	8 120 457	7 903 689	40 658 540
8544494100	Oth elect cconnector,fit w/ connector,>80V &lt;=1000V,not for com,insulate w/ plastic	280	239 573	1 607	1 131 640
8544494900	Oth elect cconnector,fit w/ connector,>80V &lt;=1000V,no for com,insulate w/o plastic	155 804	794 892	765 641	3 827 149
8544601100	Oth electric conductors,>1 kV & <=36kV, insulate plastic w/ core diamtr<22,7 mm	370 072	1 583 760	1 495 313	6 451 527
8544601900	Oth electric conductors,>1 kV & <=36kV, insulate plastic w/ core diamtr>=22,7mm	27 494	84 297	111 499	464 157
8544602100	Oth electric conductors,>36 kV & <=66kV, insulate plastic w/ core diamtr<22,7 mm	410	410	1 388	1 388
8544602900	Oth electric conductors,>1 kV & <=36kV, insulate plastic w/ core diamtr>=22,7mm	50	3 598	169	4 692
8544603000	Other electric conductors, for a voltage > 66 kV	-	16 664	-	124 506
8544701000	Optical fibre cable of teleph,telegraph, radio relay cables,submarine	10 718	12 263	87 219	99 430
8544709000	Other optical fibre cables	9 783	156 494	117 551	1 108 055
8545190000	Electroda of graphite, used not for furnaces	281 234	1 013 542	409 899	1 486 642
8545200000	Carbon brushes of graphite/oth carbon, for electrical purposed	2 195	16 050	48 377	378 129
8545900000	Lamp carbon,battery carbon & oth article of graphite/oth carbon,w/ or w/o metal	5 003	37 836	37 706	207 060
8546100000	Electrical insulators of glass	2 482	3 107	1 040	76 530
8546201000	Transformer bushing & circuit breaker insulator, of ceramic	266	7 424	2 865	47 954
8546209000	Electrical insulators of any material other than glass & ceramics	-	1 887	-	3 641
8546900000	Oth elect insulators not of glass and of ceramics	94	1 276	1 301	25 382

Tabel 3 : Ekspor Indonesia menurut Komoditi ( Kode HS 10 digit )  
**Export of Indonesia by Commodity ( 10 digit of HS Code )**

Mei 2016

**May**

Kode H S H S Code	Uraian golongan barang Group description	Berat bersih / Net weight (Kg)		Nilai / Value F.O.B. ( U S \$ )	
		Bulan ini Current month	Kumulatif Cum. Jan. to date	Bulan ini Current month	Kumulatif Cum. Jan. to date
(1)	(2)	(3)	(4)	(5)	(6)
8547200000	Insulating fitting for electrical mchine appl/equip; of plastics	9 604	29 165	91 053	275 969
8547901000	Elect conduit tubbingg & joint therefor of base metal line w/ insulating mterial	-	1 107	-	61 016
8547909000	Oth insulating fittings for elect mach, appliances/equipment, being fittings	1 042	8 727	122 973	762 139
8548101900	Lead acid scrap storage batteries, drained/undrained,used for oth purposed	-	205	-	210
8548102900	Other waste and scrap containing mainly iron	-	32	-	103
8548109100	Waste & scrap of primary cells and primary batteries,cont. oth materials	-	250	-	75
8548109900	Other waste & scrap containing other materials	52 885	185 121	21 154	76 721
8548901000	Image sensors contact type copmrising a photo-conductive sensor element	71	781	12 521	335 042
8548902000	Printed circuit assemblies incl such assemblies for external connections	13	1 278	1 468	39 902
8548909000	Other waste & scrap of primary cells; primary batteries	1 779	32 417	241 944	1 929 881
8603900000	Self-propelled railway/tramway coaches, van & truck power by int source of elect	-	3	-	100
8605000000	Railway/tramway passenger coach & other spcial prpose railway;not self-propelled	-	1 031 560	-	14 300 531
8606100000	Tank wagons and the like	153	19 756	7 200	153 144
8607190000	Axles & wheels, and parts thereof	313 012	1 268 017	572 448	2 109 030
8607300000	Hooks & oth coupling devices, buffers, and parts thereof	-	1 850	-	83 118
8607990000	Other part of troling stock	5 828	48 096	152 671	1 339 784
8608002000	Electromechanic equip of railway/tramway track fixtures,fiiting, mechanic signal	-	5	-	450
8608009000	Non-electromech equip of railway/tramway track fixtures,fiiting, mechanic signal	-	268	-	3 732
8609000010	Containers of metal,design & equip for carriage by one/more modes of transport	156 551	301 044	344 537	615 462
8609000020	Containers of wood, design & equip for carriage by one/more modes of transport	9 766	91 942	7 047	66 714
8609000090	Container of oth material,design&equip for carriage by one/more mode transport	5 970	274 834	36 028	730 395
8701101100	Pedestrian controlled tractors,power <= 22.5 kW, for agricultural use	-	63 152	-	316 935
8701101900	Pedestrian controlled tractors,power <= 22.5 kw oth than for agricultural use	-	1 450	-	6 880
8701109100	Pedestrian controlled tractors, power > 22.5 kw for agricultural use	-	1 919	-	66
8701109900	Pedestrian controlled tractors, power > 22.5 kw oth than for agricultural use	-	260	-	190
8701209000	Road tractors for semi-trailers, not ckd	170	7 256	16 174	52 075
8701901000	Agriculture tractors	488 124	2 211 754	4 936 089	22 552 740
8701909000	Other tractors (other than tractors of heading 87.09)	-	550	-	275
8702101000	Motor cars incl stretch limousine,for transport >=10 p, ckd,diesel	148 329	1 611 733	1 552 033	20 444 011
8702104100	Motor coach,bus/minibus,for >=10 p, g.v.w.>= 6 t but <=18 t,ckd,diesel	-	9 825	-	9 500
8702104910	Motor coach,bus/minibus,for >=10 p, g.v.w. < 6 t,ckd,diesel	-	1 840	-	9 420
8702105000	Oth motor vehicles for the transport >= 10 p,ckd,diesel or semi- diesel	-	7 230	-	18 763
8702109000	Oth motor vehicles for the transport >= 10 p;not ckd, diesel	-	1 820	-	7 026
8702901320	Motor vehicle,for transport >=30 p;g.v.w >24 t, ckd, non diesel	-	3 424	-	36 386
8702909200	Motor cars incl stretch limousine,for transport >=10 p, not ckd,non diesel	-	32 318	-	91 500
8703109000	Vehicle specially design for travel on snow oth than golf cars	143 000	766 332	351 964	1 894 906
8703212200	Motor cars excl vans, <= 1,000 cc, ckd, 4 WD,intrn combust recipro pston engine	-	910	-	7 000

Tabel 3 : Ekspor Indonesia menurut Komoditi ( Kode HS 10 digit )  
**Export of Indonesia by Commodity ( 10 digit of HS Code )**

Mei 2016

**May**

Kode H S H S Code	Uraian golongan barang Group description	Berat bersih / Net weight (Kg)		Nilai / Value F.O.B. ( U S \$ )	
		Bulan ini Current month	Kumulatif Cum. Jan. to date	Bulan ini Current month	Kumulatif Cum. Jan. to date
(1)	(2)	(3)	(4)	(5)	(6)
8703212990	Oth motor car,<= 1,000 cc,not ckd,not 4 WD, intern combust recipro pist engine	-	14 260	-	58 374
8703213900	Oth vehicles,<=1,000 cc, ckd, not 4 WD, drive,intern combust recipro piston engine	12 000	116 003	52 575	474 547
8703219900	Oth vehicle,<=1,000 cc,not ckd,internal combust recipro piston engine	-	1 280	-	55 042
8703221110	Sedan/station wagons, 1000-1500 cc,ckd internal combust recipro piston engine	3 600	6 800	10 000	15 320
8703221190	Oth motor car,no sedan,1000-1500 cc,ckd internal combust recipro piston engine	750 826	1 495 290	3 889 732	7 990 341
8703221910	Sedan/station wagon,1000-1500cc,not ckd internal combust recipro piston engine	4 078 855	15 905 745	34 817 933	141 861 823
8703221990	Oth motor car,no sedan,1000-1500 cc,not ckd,intern combust recipro piston engine	668 687	2 473 409	5 569 019	20 375 437
8703222100	Other vehicles,1000-1500 cc,ckd,4 WD, internal combust recipro piston engine	-	17 800	-	40 852
8703229200	Motor homes, 1000-1500 cc, not ckd, internal combust recipro piston engine	-	3 680	-	13 782
8703229900	Other vehicles, 1000-1500 cc, not ckd, internal combust recipro piston engine	7 375 395	34 197 430	60 099 678	278 977 935
8703232900	Hearses,1500-3000 cc,not ckd, internal combust reciprocating piston engine	2 216	10 266	29 375	71 679
8703235110	Sedan/station wagons,1500-1800 cc,ckd, internal combust recipro piston engine	-	1 496	-	12 768
8703235310	Sedan/station wagons,2000-2500 cc,ckd, internal combust recipro piston engine	-	8 734	-	73 635
8703235390	Oth mtor car excl van,no sedan,ckd,2000- 2500cc,intern combust recipro piston eng	10 670	22 500	67 876	129 961
8703236110	Sedan/station wagon,1500-1800cc,not ckd, internal combust recipro piston engine	1 750 460	9 406 789	11 458 570	55 307 307
8703236191	Oth motor car excl van,1500-1800cc,not ckd,2 WD,intern combust recipro piston eng	65 178	77 178	727 620	769 849
8703236291	Oth motor car excl van,1800-2000cc,not ckd,2 WD,intern combust recipro piston eng	3 656	5 484	31 940	48 050
8703236292	Oth motor car excl van,1500-1800cc,not ckd,4 WD,intern combust recipro piston eng	1 606	1 606	21 922	21 922
8703236391	Oth motor car excl van,2000-2500cc,not ckd,2 WD,intern combust recipro piston eng	-	1 538	-	25 017
8703236491	Oth motor car excl van,2500-3000cc,not ckd,2 WD,intern combust recipro piston eng	3 654 455	11 343 460	33 330 662	104 768 957
8703236492	Oth motor car excl van,2500-3000cc,not ckd,4 WD,intern combust recipro piston eng	918 756	3 506 766	10 029 759	38 358 833
8703237400	Other vehicle,2500-3000 cc,ckd,internal combust recipro piston engine	7 500	17 000	66 148	118 168
8703239100	Oth vehicle,1500-1800cc,not ckd,internal combust recipro piston engine	4 500	7 000	29 500	38 730
8703245190	Oth motor car,no sedan,>3000cc,not ckd, 4 WD,internal combust recipro piston eng	2 190	3 890	16 157	35 210
8703245910	Sedan/station wagon,>3000 cc,not 4 WD, not ckd,intern combust recipro pist eng	-	9 390	-	908 879
8703312000	Other motor cars excl van, <= 1500 cc, not ckd,diesel	-	1 272	-	17 395
8703319900	Other vehicles,<=1500 cc,not ckd,diesel, not 4 WD	-	63 000	-	504 129
8703324990	Oth motor cars,no sedan, 2000-2500 cc, not ckd,diesel	1 050	1 050	7 500	7 500
8703325900	Motor car excl van,1500-2500cc,not ckd, not 4 WD,diesel	68 308	198 921	890 435	2 576 986
8703329900	Oth vehicle,1500-2500 cc,not ckd,diesel, oth than 4 WD	-	4 000	-	61 255
8703334590	Other motor cars excl van,> 3000cc,ckd, no sedan, 4 WD, diesel	-	24 250	-	103 399
8703335300	Other motor cars, 2500-3000 cc, not ckd, 4WD, diesel	2 848 375	7 253 747	34 261 459	86 785 649
8703335400	Other motor cars, 2500-3000 cc, not ckd, oth than 4 WD,diesel	5 269 324	17 526 519	57 865 716	189 829 995
8703335500	Other motor cars, > 3000 cc, not ckd, 4 WD, diesel	11 066	34 286	48 572	184 035
8703335900	Other motor cars, > 3000 cc,not ckd,oth than 4 WD, diesel	2 000	46 670	17 000	215 693

Tabel 3 : Ekspor Indonesia menurut Komoditi ( Kode HS 10 digit )  
**Export of Indonesia by Commodity ( 10 digit of HS Code )**

Mei 2016

**May**

Kode H S H S Code	Uraian golongan barang Group description	Berat bersih / Net weight (Kg)		Nilai / Value F.O.B. ( U S \$ )	
		Bulan ini Current month	Kumulatif Cum. Jan. to date	Bulan ini Current month	Kumulatif Cum. Jan. to date
(1)	(2)	(3)	(4)	(5)	(6)
8704101600	Damper,designed for-off highway,CKD, g.v.w. < 20 t but >= 24 t	-	34 850	-	152 979
8704101800	Damper,designed for-off highway,CKD, g.v.w. > 45 t	-	3 908 369	-	5 375 686
8704102300	Damper,designed for-off highway,not CKD, g.v.w. <= 5 t	17 000	91 218	98 438	476 115
8704102500	Damper,designed for-off highway,not CKD, g.v.w. < 10 t but >= 20 t	-	28 000	-	29 600
8704102700	Damper,designed for-off highway,not CKD, g.v.w. < 24 t but >= 45 t	144 000	1 353 800	285 000	2 491 368
8704102800	Damper,designed for-off highway,not CKD, g.v.w. > 45 t	-	1 541 288	-	2 576 735
8704211100	Refrigerated lorries(truck),g.v.w.<=5 t, ckd,diesel	8 000	8 000	17 000	17 000
8704211900	Oth motor vehicles,for transport goods, g.v.w. <= 5 t,ckd, diesel	61 500	456 865	474 348	2 375 470
8704212300	Tanker vehicle;bulk-cement truck,g.v.w. <= 5 t, not ckd, diesel	-	18 000	-	29 000
8704212900	Oth motor vehicles,for transport goods, g.v.w. <= 5 t, not ckd, diesel	-	68 481	-	236 391
8704221900	Oth motor vehicles,for transport goods, g.v.w. <5 t but >= 6 t, ckd, diesel	14 000	65 000	34 206	152 084
8704222900	Oth motor vehicles,for transport goods, g.v.w. 5-6 t, not ckd, diesel	14 500	45 900	170 674	352 531
8704225900	Other vehicles for the transport of goods,10-20 t, not ckd, diesel	118 775	2 333 514	784 820	15 282 589
8704236900	Other lorries (trucks), 25-45 t, not ckd, diesel	-	54 140	-	197 029
8704312900	Other lorries (trucks), <= 5 t, not ckd internal combustion piston engine	345 965	1 633 767	2 648 472	12 549 280
8704329800	Dumpers, g,v,w, > 45 t, not ckd, internal combustion piston engine	-	350 000	-	272 229
8704909100	Motor vehicles for the transport of goods, <= 5 t, not ckd	6 425	224 082	16 212	1 471 954
8704909900	Motor vehicles for the transport of goods, >45 t, not ckd	9 000	24 000	54 448	143 368
8705100000	Crane lorries	-	70 020	-	192 475
8705300000	Fire fighting vehicles	-	22 620	-	434 409
8705400000	Concrete-mixer lorries	-	900	-	300
8705909000	Other special purpose motor vehicles	32 500	32 980	212 500	219 723
8706003300	Chasis fitted with engines for vehicles for wagon,SUVs,sports cars, not vans	-	9 000	-	2 757
8706003900	Oth chasis fitted with engines for vhcls of designed for transport of person	300	300	525	525
8707109000	Other bodies for the vehicles transport of persons	-	16 085	-	53 084
8707903000	Bodies for special purpose motor vehicles	-	8 400	-	79 486
8707909010	Bodies for dumpers off highway use, not ckd, g,v,w > 45 t	151 000	246 668	918 500	1 437 929
8707909020	Other Bodies for the vehicles of g.v.w .<= 24 t	65 937	165 186	374 962	844 279
8707909030	Other Bodies for the vehicles of g.v.w .> 24 t	-	15 043	-	48 127
8708101000	Bumper and parts for tractors	-	569	-	15 148
8708109000	Bumper and parts for other tractors	127 265	695 149	982 919	5 027 327
8708210000	Safety seat belt for parts and accessories	24 369	102 288	183 771	786 851
8708291100	Component of door trim assembly for tractors	357	1 851	1 295	7 203
8708291200	Component of door trimassembly for transport of persons	135 907	738 814	973 669	5 428 295
8708291400	Component of door trim assembly for transp>= 10 persons or tansport of goods	3 241	21 304	55 743	206 172
8708291900	Component of door trim assembly for special purpose motor vehicles	169 921	1 018 564	2 789 911	18 737 624
8708292000	Parts of safety seat belts	20 779	123 406	75 363	478 811
8708299200	Oth parts, access for vehicles of tractors	528	3 544	438	3 191
8708299300	Interior trim fitting; mudguards for transport of persons	456 103	1 862 711	2 998 532	14 864 270
8708299500	Oth parts and accessories for transport of person	786 790	3 818 559	3 608 676	17 620 177
8708299600	Interior trim fitting; mudguards for transp>= 10 persons or tansport of goods	3 225	9 765	43 308	91 238
8708299800	Oth parts, access for transport >= 10 persons or transport of goods	883	1 331	22 642	37 847
8708299900	Other parts and access, Of motor vehicles of heading 8701-8705	1 500 748	6 312 122	9 564 331	42 201 608
8708301000	Brakes,servo-brakes; parts thereof for tractors	-	10 964	-	31 794



Tabel 3 : Ekspor Indonesia menurut Komoditi ( Kode HS 10 digit )  
**Export of Indonesia by Commodity ( 10 digit of HS Code )**

Mei 2016

**May**

Kode H S H S Code	Uraian golongan barang Group description	Berat bersih / Net weight (Kg)		Nilai / Value F.O.B. ( U S \$ )	
		Bulan ini Current month	Kumulatif Cum. Jan. to date	Bulan ini Current month	Kumulatif Cum. Jan. to date
(1)	(2)	(3)	(4)	(5)	(6)
8708302100	Brake drums, brake disc or brake pipes for transport of persons	938 827	5 446 051	3 294 414	19 522 219
8708302900	Oth brake drums, brake disc or brake pipes for transport of persons	209 514	605 879	969 169	4 160 635
8708303000	Brake drums, brake disc or brake pipes of >= 10 persons/ transport of goods	120	120	85	85
8708309000	Oth brakes,servo-brakes; parts thereof for transport of persons	255 496	1 491 005	695 820	3 787 291
8708401100	Gear boxes, unassembled for transport of persons	55	242	1 004	6 782
8708401300	Gear boxes, unassembled for special purpose vehicles or transport of goods	32 230	265 346	66 060	374 097
8708401900	Gear boxes, unassembled for transport vehicles , >= 10 person	512	41 152	1 024	277 762
8708402600	Gear boxes, assembled for transport of persons	3 264 437	17 981 468	52 642 872	287 501 720
8708402710	Gear boxes, assembled; dumpers not ckd >= 1.2 t for goods/special purpose vhcls	110	110	55	55
8708402790	Gear boxes, assembled; dumpers not ckd < 1.2 t for goods/special purpose vhcls	-	4 702	-	7 870
8708402900	Gear boxes, assembled for transport vehicles , >= 10 person	5 752	55 928	15 957	47 517
8708409100	Parts of gear boxes and parts thereof tractors	15 936	67 831	28 408	188 458
8708409200	Parts of gear boxes and parts thereof transport of persons	274 660	1 366 073	1 262 968	6 241 833
8708409900	Oth parts of gear boxes for vehicles of heang 8701-8705	237 507	1 220 351	1 825 159	9 271 443
8708501100	Drive-axles with differential, unassembl for transport of persons	38 692	167 902	148 923	669 534
8708501300	Drive-axles with differential, unassembl for for goods/special purpose vhcls	-	28 077	-	37 790
8708501900	Drive-axles with differential, unassembl for transport ,>=10 person	7 490	48 226	39 333	133 210
8708502600	Drive-axles with differential, assambled for transport of persons	532 633	2 744 025	6 791 643	39 024 008
8708502790	Drive-axles for damper,not ckd dmtr < 120 mmfor goods/special purpose vhcls	-	8	-	35
8708502900	Drive-axles with differential, assambled for transport of persons	191 902	1 321 337	1 118 180	7 725 880
8708509100	Parts crown wheels&pinion of drive axles with difft. for tractors	6 080	17 836	33 779	100 651
8708509200	Oth parts crown wheels&pinion of drive axl with difft for tractors	14 695	65 352	32 419	168 323
8708509300	Parts of drive-axles with differential, for transport of person	6 793	17 724	21 075	55 159
8708509900	Oth parts of drive-axles with differential, for vehicles 8701-8705	94 051	456 462	392 593	2 082 657
8708701500	Road wheels of hub-caps for tractors	-	40	-	190
8708701600	Road wheels of hub-caps for transport of person	99 254	2 091 460	492 191	8 685 967
8708701900	Road wheels of hub-caps for special purpose motor vehicles	469 595	2 155 423	2 660 220	12 541 774
8708702900	Road wheels of wheels fitted with tyres for transp person;goods;spesial vhcls	1 890	1 990	1 926	3 046
8708703100	Road wheels of wheels not fitted with tyres for tractors	-	48 726	-	138 557
8708703200	Road wheels of wheels not fitted with tyres for transport of person	3 962 833	18 106 744	15 734 350	72 957 695
8708703990	Road wheels of wheels not fitted with tyres of damper,not ckd dmtr < 1,000 mm	-	2 364	-	1 019
8708709500	Other road wheel and parts for tractors	-	4	-	349
8708709700	Other road wheel and parts for vehicles transport of person	287 882	1 908 503	1 297 897	7 878 703
8708709900	Other road wheel and parts for special purpose motor vehicles	250 613	1 589 755	625 528	4 234 605
8708801500	Suspension systems for tractors	19	241	54	96 944
8708801600	Suspension systems for for transport of person	80 246	345 695	508 030	2 258 844
8708801700	Suspension systems for damper off highway use or special purpose motor vehicles	19 435	60 875	332 784	810 097

Tabel 3 : Ekspor Indonesia menurut Komoditi ( Kode HS 10 digit )  
**Export of Indonesia by Commodity ( 10 digit of HS Code )**

Mei 2016

**May**

Kode H S H S Code	Uraian golongan barang Group description	Berat bersih / Net weight (Kg)		Nilai / Value F.O.B. ( U S \$ )	
		Bulan ini Current month	Kumulatif Cum. Jan. to date	Bulan ini Current month	Kumulatif Cum. Jan. to date
(1)	(2)	(3)	(4)	(5)	(6)
8708801900	Suspension systems for transport ,>=10 person	212 898	732 030	712 588	3 306 271
8708809100	Parts suspension systems for tractors	120	300	846	2 116
8708809200	Parts suspension systems for transport of persons	69 995	207 066	345 743	1 248 748
8708809900	Parts suspension systems for transport of person or special purpose vhcls	51 390	405 960	270 057	1 927 837
8708911500	Radiators for tractors	-	35	-	436
8708911600	Radiators for transport of person	252 610	1 112 009	2 478 605	10 948 633
8708911700	Radiators for vehicles >= 10 persons or tansport of goods	1 990	12 716	20 573	143 711
8708911900	Radiators for special pupose vehicles	10 867	71 221	88 825	618 483
8708919100	Parts of radiators for tractors	336	822	4 525	12 066
8708919200	Parts of radiators for transport of person	2 971	51 602	38 131	624 211
8708919900	Parts of radiators for vehicles of person;goods;special purpose	378 062	1 585 593	4 669 857	19 478 833
8708922000	Silencers (mufflers),exhaust pipe; parts for transport of persons	2 840	16 781	58 155	170 673
8708924000	Silencers (mufflers),exhaust pipe;parts for vhcls>= 10 persons;tansport of goods	10 540	42 257	133 428	597 021
8708929000	Silencers (mufflers),exhaust pipe;parts for special purpose motor vehicles	3 768	22 432	39 804	345 271
8708935000	Clutches and parts thereof for vehicles tractors	15 711	43 733	34 661	110 280
8708936000	Clutches and parts thereof for vehicles transport of persons	785 154	3 469 285	4 720 271	21 603 324
8708937000	Clutches and parts thereof for vehicles transport of goods/special purpose vhcls	88 194	271 361	496 046	1 510 455
8708939000	Clutches and parts thereof for vehicles transport ,>=10 person	57 534	279 624	414 161	2 005 997
8708941000	Steering wheels with airbag assemblies	-	63	-	425
8708949400	Oth steering wheels with airbag assemblies for tractors	94	134	1 264	1 677
8708949500	Oth steering wheels with airbag assemblies for trasnport of persons	63 892	292 675	732 803	4 101 866
8708949900	Oth steering wheels with airbag assembli of vhcls persons;goods;special purpose	64 559	341 372	668 742	3 253 554
8708951000	Safety airbags with inflater system for vehicles	6 579	18 632	60 430	185 705
8708959000	Parts safety airbags with inflater system	32 645	144 170	721 406	3 165 512
8708991000	Other parts & acces. for other vehicles of tractors	61 788	453 047	282 437	1 553 957
8708992100	Fuel tanks for vehicles transport persons or goods	2 972 726	5 668 744	11 254 568	41 106 503
8708992300	Parts of fuel tanks for vehicles transport of persons or goods	7 751	31 201	108 514	400 293
8708993000	Accelerator,brake or clutch padals for vehicles transport of persons or goods	1 420	9 147	41 929	237 332
8708994000	Battery carriers or trays & brackets for vehicles transport of persons or goods	-	98	-	881
8708995000	Radiator shrouds for vehicles transport of persons or goods	-	30	-	400
8708996100	Chasis frames for vehicles for transport ,>=10 person	143 970	860 998	931 751	5 766 282
8708996200	Chasis frames for vehicles transport of persons	642	5 179	10 221	63 762
8708996310	Chasis frames for vehicles <= 24 t transport of goods	185	1 157	397	2 920
8708997000	Other chasis frames or parts	1 203 205	5 512 007	7 138 038	30 335 932
8708999000	Other parts,acces for other vehicles of heading 8701- 8705	1 612 650	6 909 342	10 219 077	49 912 858
8709190000	Non electrical vehicles,works trucks self-propelled,not fiited with lifting	-	64 347	-	165 597
8709900000	Parts of work trucks,self-propelled,not fitted with lift/handl equip, in factory	2 729	46 622	20 040	219 609
8710000000	Tanks, other armoured fighting vehicles, motorised, with weapons/not, & parts	65	1 870	64	1 195 771
8711101200	Moped and motorised bicycles,recipro int combust piston engine < 50 cc, ckd	-	1 400	-	2 300
8711101300	Other motorcycle and scooters, recipro int combust piston engine < 50 cc, ckd	50 219	119 237	287 031	845 268
8711101900	Other motorcycles, reciprocating inter. combust. piston engine < 50 cc, ckd	4 605	25 086	17 242	44 922

Tabel 3 : Ekspor Indonesia menurut Komoditi ( Kode HS 10 digit )  
**Export of Indonesia by Commodity ( 10 digit of HS Code )**

Mei 2016

**May**

Kode H S H S Code	Uraian golongan barang Group description	Berat bersih / Net weight (Kg)		Nilai / Value F.O.B. ( U S \$ )	
		Bulan ini Current month	Kumulatif Cum. Jan. to date	Bulan ini Current month	Kumulatif Cum. Jan. to date
(1)	(2)	(3)	(4)	(5)	(6)
8711109200	Moped and motorised bicycles,recipro int combust piston engine < 50 cc, not ckd	-	1 050	-	6 120
8711109300	Other motorcycle and scooters, recipro in combust piston engine < 50 cc, not ckd	106	3 268	1 359	29 779
8711109900	Other motorcycles, reciprocating inter. combust. piston engine < 50 cc, not ckd	-	424	-	12 849
8711201010	Motocross motorcycles, with recipro int combust pist engine, 50-250 cc, ckd	616 672	2 046 841	4 937 390	19 409 615
8711201090	Motocross motorcycles, with recipro int combust pist engine, 50-250 cc, not ckd	95 832	606 959	902 555	6 691 400
8711202000	Moped and motorised bicycles with recip int combust pist engine, 50-250 cc	217 210	1 448 983	2 344 193	14 041 202
8711203100	Motorcycles of cylinder capacity 150-200 cc, ckd	1 150	7 666	5 587	71 692
8711203200	Motorcycles of cylinder capacity 200-250 cc, ckd	518	3 838	13 875	92 823
8711203900	Motorcycles of cylinder capacity > 250 cc, ckd	182 850	335 687	1 130 900	2 067 736
8711204900	Motorcycles of cylinder capacity > 200 cc, not ckd	59 150	543 655	244 896	3 176 670
8711205100	Motorcycles (not side-cars)incl.Scooters of cylinder capacity 150-200 cc	170 468	1 033 155	2 115 105	12 120 109
8711205200	Motorcycles (not side-cars)incl.Scooters of cylinder capacity 200-250 cc	203 135	980 429	3 096 931	14 151 142
8711205900	Motorcycles (not side-cars)incl.Scooters of cylinder capacity > 250 cc	1 905 897	8 028 259	21 108 681	82 885 392
8711209000	Other motorcycles (not side-cars) include Scooters	-	3 686	-	6 896
8711309000	Oth motocross motorcycles with recipro int combustion piston engine , not ckd	548 857	2 547 880	8 069 815	36 445 085
8711409000	Other motorcycles, with recipro int combust piston engine,500-800 cc,not ckd	217	217	4 724	4 724
8711509000	Other motorcycles, recipro int combust piston engine, > 800 cc, not ckd	131	5 346	27 528	149 178
8711905100	Electrical powered motorcycles, ckd	-	16	-	1 499
8711909100	Electrical powered motorcycles, not ckd	2 618	2 618	100 131	100 131
8711909900	Other electrical powered motorcycles not ckd	-	2 674	-	10 917
8712001000	Racing bicycles	43 942	191 658	924 794	5 246 889
8712002000	Bicycles designed to be ridden by children	66	30 427	278	12 511
8712003000	Other bicycles	190 276	1 582 654	2 730 834	19 042 179
8712009000	Other cycles	268 829	1 000 595	1 940 208	6 882 836
8713100000	Carriages for disabled persons, not mechanically propelled	-	40	-	122
8713900000	Carriages for disabled persons, mechanically propelled	2 357	17 622	9 268	173 075
8714101000	Saddles of motorcycles (incl. mopeds)	35 501	198 445	196 446	1 100 414
8714102000	Spokes/nipples of motorcycles (including mopeds)	-	41 545	-	80 890
8714109010	Frame and forks(incl. Telescopic fork, rear suspension and parts thereof)	59 132	243 151	432 237	1 631 000
8714109020	Gearing,gearbox,clutch and other transmission equip. and part thereof	84 532	475 348	792 696	4 329 347
8714109030	Wheel rims	148 368	710 511	799 237	3 762 454
8714109040	Brakes and parts thereof	182 115	940 882	1 521 856	7 522 852
8714109050	Silencers (mufflers) and parts thereof for vehicles of heading 8711-8713	768	3 387	12 159	50 662
8714109090	Oth parts and accessories of vehicles of heading 8711- 8713	2 171 233	11 104 130	20 625 565	103 077 518
8714201900	Castors of a dmm(incl. tyres) > 250 mm that the wheel width > 30 mm	117 183	525 383	1 475 286	6 136 201
8714209000	Other parts of carriages for disabled persons	33 173	172 366	5 282 266	6 375 468
8714911000	Frame and forks for bicycles designet to be ridden by children	31	33	4 105	4 117
8714919100	Parts for forks	2 195	2 295	801	1 299
8714919900	Other parts for forks	22 536	67 714	208 883	548 542
8714921000	Wheel rims and spokes for bicycles designet to be ridden by children	11 521	135 001	94 414	619 145
8714929000	Other wheel rims and spokes	35 359	86 096	117 379	274 284
8714931000	Hubs,(exlc coaster brake hub, hub brake free/sprocket-wheel),bicycle by children	891	61 373	3 309	187 674

Tabel 3 : Ekspor Indonesia menurut Komoditi ( Kode HS 10 digit )  
**Export of Indonesia by Commodity ( 10 digit of HS Code )**

Mei 2016

**May**

Kode H S H S Code	Uraian golongan barang Group description	Berat bersih / Net weight (Kg)		Nilai / Value F.O.B. ( U S \$ )	
		Bulan ini Current month	Kumulatif Cum. Jan. to date	Bulan ini Current month	Kumulatif Cum. Jan. to date
(1)	(2)	(3)	(4)	(5)	(6)
8714939000	Oth hubs, (exlc coaster braking hub, hub brake, free/sprocket-wheel)	214 539	1 666 224	1 913 117	14 235 416
8714941000	Brakes,(incl coast brake hub,hub brake) for bicycles to be ridden by children	-	4 456	-	5 984
8714949000	Oth brakes, (incl coaster braking hubs, hub brakes)	91 934	631 515	790 926	6 128 603
8714951000	Saddles for bicycles designet to be ridden by children	5 177	42 231	28 385	189 170
8714959000	Other saddles	3 858	15 545	40 590	189 333
8714961000	Pedals and crank-gear,& parts thrf for bicycles to be ridden by children	191 932	1 002 127	607 339	3 206 524
8714969000	Other pedals and crank-gear, and parts thereof	63	201	11 401	11 613
8714991100	Handle,bars,pillars or parts & access. of bicycle to be ridden by children	421	8 967	2 444	82 815
8714991200	Chain wheels and cranks for bicycles designet to be ridden by children	525	4 906	670	10 339
8714999100	Oth handle,bars,pillars or parts and accessories	207 801	1 116 352	494 962	2 836 641
8714999200	Other chain wheels and cranks	843 012	4 079 933	7 022 959	33 448 952
8715000000	Baby carriages and parts thereof	295	3 723	570	5 064
8716399100	Oth agricul. trailers and semi-trailers carrying capacity > 200 t	-	210 457	-	1 996 125
8716399900	Oth agricul. trailers and semi-trailers carrying capacity < 200 t	-	110	-	48
8716400000	Other trailers and semi-trailers	250	90 700	200	43 104
8716801000	Cart,wagon,sack truck,hand trolleys & similar hand-propelled vhcl used in fact	413	5 785	1 552	69 964
8716802000	Wheelbarrows	56 504	254 101	97 857	439 331
8716809000	Oth vehicles not mechanically propelled	4 105	18 951	2 885	101 446
8716901300	Parts for trailer and semi-trailers for goods of agricultural puposes	-	1 131	-	400
8716901900	Other parts for trailer and semi-trailer	87 040	1 061 399	144 683	1 472 048
8716909300	Other parts for other vehicles	47	67	256	360
8716909600	Other castor	649	649	309	309
8716909900	Oth trailer and semi-trailers,oth vhcls not mechanically propelled	3 999	10 594	8 908	75 784
8801000000	Balloon,dirigibles,glider, hang gliders and other non-powered aircraft	-	82	-	200
8802110000	Helicopters of an unladen weight <= 2,000 kg	-	1 210	-	2 784
8802120000	Helicopters of an unladen weight > 2,000 kg	-	1 009	-	75 000
8802209000	Aeroplane of an unladen weight > 2,000 kg	-	50	-	69 900
8802401000	Aeroplanes of an unladen weight > 15,000 kg	15 000	17 073	3 000 000	5 303 910
8803100000	Propellers, rotors, parts thereof heading 8801 or 8802	732	28 371	10 647	166 388
8803200000	Under-carriages, parts thereof heading 8801 or 8802	1 280	6 443	30 200	188 400
8803300000	Other parts of aeroplanes/helicopters heading 8801 or 8802	25 242	176 439	5 108 254	28 842 626
8803901000	Parts of telecommunication satellites	5	7	3 333	5 475
8803902000	Parts of balloons, gliders/kites	305	1 411	1 482	6 430
8803909000	Other parts of goods of ballon, dirigibles and other aircraft	64 675	66 445	105 934	595 059
8804001000	Parachutes (incl dirigible parachutes, paragliders)&rotochutes,parts,acces thrf	-	25	-	4 500
8804009000	Oth parachutes (incl dirigible parachut, paragliders)&rotochutes,parts,acces thrf	15	473	106	5 553
8805100000	Aircraft launching gear, part thereof, deck arrestor/similar gear,part thereof	699	1 099	27 500	31 500
8805299000	Parts of ground flying trainers	-	71	-	19 170
8901102000	Cruise ships,excursion boats,ferry-boats of gross tonnage>26 but<=500 ton	187 000	424 000	2 500 000	2 763 900
8901107000	Cruise ships,excursion boats,ferry- boats of gross tonnage>1000but<=4000ton	-	768 000	-	17 218 346
8901109000	Cruise ships,excursion boats,ferry- boats of gross tonnage > 5000 ton	-	1 008 000	-	7 259 201
8901205000	Tankers of gross tonnage <= 5000 ton	-	1 610 000	-	15 427 824
8901901200	Other vessels,for transp. not motorised of gross tonnage > 26 but <= 500 ton	333 000	676 000	411 237	696 262

Tabel 3 : Ekspor Indonesia menurut Komoditi ( Kode HS 10 digit )  
**Export of Indonesia by Commodity ( 10 digit of HS Code )**

Mei 2016

**May**

Kode H S H S Code	Uraian golongan barang Group description	Berat bersih / Net weight (Kg)		Nilai / Value F.O.B. ( U S \$ )	
		Bulan ini Current month	Kumulatif Cum. Jan. to date	Bulan ini Current month	Kumulatif Cum. Jan. to date
(1)	(2)	(3)	(4)	(5)	(6)
8901901400	Other vessels,for transp. not motorised of gross tonnage > 500 ton	1 335 000	11 449 000	1 196 857	9 600 507
8901903100	Other vessels,for transp. motorised of gross tonnage <= 26 ton	-	13 500	-	162 224
8901903200	Other vessels for transport, motorised of gross tonnage > 26 but <= 500 ton	-	426 000	-	2 525 655
8901903300	Other vessels,for transp. motorised of gross tonnage > 500 but <= 1000 ton	-	340 000	-	449 350
8901903400	Other vessels,for transp. motorised of gross tonnage >1000 but <= 4000 ton	-	6 769 000	-	9 146 622
8901903600	Other vessels,for transp. motorised of gross tonnage >5000 but <= 50000 ton	9 882 000	9 882 000	5 037 876	5 037 876
8902009400	Other fishing vessels of gross tonnage > 250 but <= 1000 ton	704 000	704 000	192 000	192 000
8903100000	Yachts&oth vessels for pleasure/sports rowing boats&canoes, inflatable	17 732	51 941	133 338	390 571
8903910000	Sailboats, with/without auxiliary motor , not inflatable	21 274	30 097	125 125	408 498
8903990000	Other vessels for pleasure/sports; canoes, not inflatable	663	12 477	23 848	260 755
8904003100	Tugs and pusher craft, power <= 4000 hp of gross tonnage <= 26 ton	-	750 000	-	3 332 583
8904003900	Tugs and pusher craft, power > 4000 hp of gross tonnage <= 26 ton	516 000	1 283 374	4 000 000	13 968 313
8905200000	Floating/submersible drilling/ production platforms	510 570	12 789 279	4 878 992	108 106 876
8905901000	Floating docks	-	13 100 000	-	17 778 775
8905909000	Oth vessels w/navigability of which is subsidiary to their main function	-	37 195	-	1 113 166
8906901000	Lifeboats oth than rowing boats, oth vessels of displacement <= 30 tons	-	8 707	-	23 299
8906909000	Lifeboats oth than rowing boats, oth vessels of displacement > 300 tons	3 366 000	3 366 007	43 789 416	43 789 464
8907100000	Floating structures, inflatable rafts	894	14 007	5 915	23 911
8907901000	Buoys	47	1 046 723	269	12 200 428
8907909000	Other floating structures	159 012	1 577 372	317 270	5 564 402
9001200000	Sheets and plates of polarising material	84	550	3 484	20 279
9001300000	Contact lenses	43 616	181 903	7 480 287	31 694 511
9001400000	Spectacle lenses of glass	2 275	9 742	166 035	671 982
9001500000	Spectacle lenses of other materials	154 351	737 822	2 994 799	16 167 422
9001909000	Other elements of glass not optically worked	55	36 098	2 097	683 370
9002111000	Objective lenses for cinematographic projector	211	270	47 784	55 852
9002119000	Objective lenses for cameras and other projector	2 428	38 485	431 257	8 286 232
9002190000	Objective lenses for other instruments & apparatus	94	593	44 761	212 107
9002202000	Filters for cinematographic cameras, photographic cameras & oth projectors	2	17	25	125
9002209000	Filters for oth instruments&apparatus	8	285	1 970	7 952
9002903000	Lenses&prisms for cinematographic, photographic cameras & oth projectors	17 822	48 863	4 314 062	11 673 834
9002909000	Other Lenses & prisms	5	177	36	3 082
9003110000	Frames & mountings for spectacles, goggles of plastics	2	63	40	25 648
9003190000	Frames & mountings for spectacles, goggles of other materials	3 121	3 450	58 797	112 738
9003900000	Parts for spectacles,goggles	137	1 555	60 468	804 324
9004100000	Sunglasses	126	3 073	13 741	86 502
9004905000	Protective goggles	-	405	-	11 644
9004909000	Other spectacles & goggles	5	248	158	1 404
9005100000	Binoculars	-	2	-	146
9005809000	Monoculars & oth optical telescopes	1	17	10	19 474
9005909000	Parts&accessories (include mountings) for oth optical telescopes	-	51	-	79
9006109000	Oth laser photoplotter,cameras of a kind used for preparing print plates/cylinder	-	10	-	160
9006300000	Cameras specially design for under water use for aerial survey, medical/surgical	1 879	4 059	51 682	87 085
9006400000	Instant print cameras	-	4 205	-	155 745

Tabel 3 : Ekspor Indonesia menurut Komoditi ( Kode HS 10 digit )  
**Export of Indonesia by Commodity ( 10 digit of HS Code )**

Mei 2016

**May**

Kode H S H S Code	Uraian golongan barang Group description	Berat bersih / Net weight (Kg)		Nilai / Value F.O.B. ( U S \$ )	
		Bulan ini Current month	Kumulatif Cum. Jan. to date	Bulan ini Current month	Kumulatif Cum. Jan. to date
(1)	(2)	(3)	(4)	(5)	(6)
9006510000	Oth cameras w/ a through-the lens view finder(slr),for roll film of width<=35mm	4	10	1 056	3 882
9006599000	Lasers photo plotters/imagesetters without raster image processor	-	11	-	3 374
9006690000	Photographic flashbulbs apparatus	-	26	-	255
9006919000	Other parts & accessories for cameras	3	51	1	1 699
9006999000	Parts & accessories oth than for photograp flash-light apparatus	411	758	16 311	79 664
9007100000	Cinematographic cameras	100	4 019	19 082	594 799
9007209000	Cinematographic projectors for film of more than 16 mm in width	536	3 038	32 120	129 372
9007910000	Parts and accessories for cinematographic cameras	-	18	-	600
9007920000	Parts and accessories for cinematographic projectors	-	542	-	119 392
9008509000	Projector,enlarge/reducer,oth microfilm/ fiche/form whether/not capable of copies	-	52	-	500
9008909000	Part&accessories for image projector oth of fotografic, enlarge & reducers	-	118	-	4 235
9010100000	App & equipment for automatically develop/expose photographic film/paper	-	113	-	18 871
9010601000	Projection screens of 300 inches or more	180	180	342	342
9010609000	Projection screens of 300 inches or less	-	4 727	-	934
9010909000	Parts&accessoris of other apparatus& equipment for photographics laboratories	-	268	-	1 523
9011100000	Stereoscopic microscopes	-	108	-	30 388
9011200000	Oth microscopes for photomicrography, cinephotomicrography or microprojection	12	12	16 564	16 564
9011800000	Other optical microscopes	119	976	6 180	322 462
9011900000	Parts and accessories of compound optical microscopes	2	2	1 000	1 000
9012100000	Microscopes oth than optical microscope diffraction apparatus	-	58	-	28 324
9012900000	Parts and accessories for microscope oth than optical microscope	-	258	-	5 375
9013200000	Lasers, other than laser diodes	-	696	-	134 841
9013801000	Optical error verifications&repair app for pcb/pwb&pca	-	37	-	3 611
9013802000	Liquid crystal devices	549	2 576	258 519	661 345
9013809000	Other devices, appliances&instruments of other optical appliances	11	37	3 981	5 338
9014100000	Direction finding compasses	-	22	-	5 542
9014200000	Instrum&appl for aeronautical/space navigation (other than compasses)	-	18	-	25 300
9014809000	Oth navigation instrum&appl of oth used on ships	3 585	17 349	161 405	750 423
9014909000	Parts & accessories of other navigation instruments & appliances	222	567	2 031	9 036
9015101000	Rangefinders of used in photography or cinematography	-	21	-	53
9015109000	Rangefinders other than of used in photography or cinematography	-	854	-	69 810
9015200000	Theodolites & tachymeters (tacheometers)	-	121	-	14 812
9015300000	Levels [measuring higher of ground]	51	457	1 253	7 203
9015801000	Radio sonde and radio wind apparatus	-	60	-	19 182
9015809000	Other instruments&appliances oth than Radio sonde and radio wind apparatus	6 037	30 186	96 624	1 962 177
9015900000	Parts & accessories of surveying instruments & appliances	889	5 203	24 005	163 989
9016000000	Balances of a sensitivity of 5 cg or better, w/without their weights	24 978	71 915	1 128 037	3 792 485
9017109000	Drafting tables and machines,whether not automatic other than plotters,	1	695	40	14 358
9017201000	Rulers,drawing,marking out,or mathematical calculating instrument	190	4 559	1 465	20 463
9017209000	Other drawing,marking-out/mathematical calculating instruments	566	95 401	10 452	64 496
9017300000	Micrometers, callipers and gauges	1 148	7 145	44 310	494 136

Tabel 3 : Ekspor Indonesia menurut Komoditi ( Kode HS 10 digit )  
**Export of Indonesia by Commodity ( 10 digit of HS Code )**

Mei 2016

**May**

Kode H S H S Code	Uraian golongan barang Group description	Berat bersih / Net weight (Kg)		Nilai / Value F.O.B. ( U S \$ )	
		Bulan ini Current month	Kumulatif Cum. Jan. to date	Bulan ini Current month	Kumulatif Cum. Jan. to date
(1)	(2)	(3)	(4)	(5)	(6)
9017800000	Oth instruments for measuring length for use in hand, rods and tapes	319	2 921	2 470	51 538
9017902000	Parts&acc of app for the project/draw of circ pattern,sens substrate for pcb/pwb	-	3 049	-	69 567
9017909000	Parts & accessories of oth instruments for measuring length for use in the hand	3	431	771	2 286
9018110000	Electro-cardiographs,used in medical	190	201	33 000	35 239
9018120000	Ultrasonic scanning apparatus, used in medical	72	3 377	3 729	225 024
9018130000	Magnetic resonance imaging apparatus used in medical	32	591	10 238	162 721
9018140000	Scintigraphic apparatus used in medical	-	353	-	36 556
9018190000	Other electro-diagnostic apparatus used in medical	132 541	725 021	1 890 130	11 176 213
9018200000	Ultra-violet/infra-red ray apparatus used in medical	-	202	-	38 823
9018311000	Disposable syringes, with or without needles	141 028	826 161	585 734	3 594 629
9018319000	Syringes, with/without needles other than disposable syringes	4 287	35 579	15 120	149 180
9018320000	Tubular metal needles and needles for sutures	1	1 673	34	66 262
9018391000	Catheters	-	2 592	-	25 268
9018399000	Cannulae and the like	44 844	239 961	963 353	5 243 570
9018410000	Dental drill eng,whether/not combined on a single base with oth dental equip	-	101	-	11 589
9018490000	Oth instruments and appliances, used in dental sciences	56	455	23 526	131 119
9018500000	Oth ophthalmic instruments&appliances	29	907	17 400	104 515
9018902000	Intravenous administration set	2 240	7 680	12 761	43 752
9018903000	Electronic instruments and appliances, used in medical	621	4 071	214 111	219 223
9018909000	Other instruments and appliances, used in medical	637 411	1 846 628	7 682 468	21 910 982
9019101000	Electronic,mechano-therapy appliances massage,psycho aptitude-test apparatus	2 673	5 702	133 433	305 260
9019109000	Mechano-therapy appliance massage,psycho aptitude-test apparatus oth than electr	-	13	-	2 130
9019200000	Ozone therapy,oxygen therapy, aerosol therapy, artificial respiration/other	28 525	93 958	690 385	2 273 301
9020000000	Breath appl,gas masks,excl protec masks have neither mech part,replace filters	1	484	15	4 540
9021100000	Orthopaedic or fracture appliances	1 239	1 245	743 592	744 122
9021210000	Artificial teeth,orthopaedic appliances	3	7	130	430
9021290000	Dental fittings,orthopaedic appliances	36	225	1 655	12 693
9021390000	Other artificial parts of the body	323	452	125 513	148 215
9021400000	Hearing aids, excluding parts and accessories	10	45	1 173	4 221
9021900000	Oth appl.which are worn/carried/implan in the body,to compensate for a defect	546	3 360	62 224	356 866
9022120000	Computed tomography apparatus	-	2 800	-	81 167
9022130000	X-ray app for dental uses	140	148	565	30 447
9022140000	X-ray app for medical,surgical or veterinary uses	250	6 974	80 264	400 480
9022191000	X-ray app for the physical inspection of solder joints on pcb/pwb assemblies	786	2 105	36 410	44 462
9022199000	X-ray For radiografi or radiotherapy apparatus	7	4 250	2 255	262 629
9022210000	Alpha,beta/gamma radiations,for medical surgical,dental/veterinary uses	201	2 680	5 286	61 245
9022290000	Alpha,beta/gamma radiations,for radiography or radiotherapy apparatus	-	229	-	53 347
9022300000	X-ray tubes	776	3 356	21 967	126 396
9022909000	Part&acc oth of x-ray app for the physic inspection of solder joints on pca	1 331	10 592	313 114	2 958 525
9023000000	Instruments app&model,for demonstra purposes(in education/exhibitions)	4 074	36 033	108 811	654 748
9024101000	Machines&appliances for testing metals, electrically operated	-	1 000	-	25 050
9024102000	Machines&appliances for testing metals, not-electrically operated	-	998	-	6 254
9024801000	Oth mach& appliances for testing wood, textiles,paper,plastics,elect operate	3 837	5 338	130 043	137 852
9024802000	Oth mach& appliances for testing wood, textiles,paper,plastic,not elect operate	3	48	42	1 558

Tabel 3 : Ekspor Indonesia menurut Komoditi ( Kode HS 10 digit )  
**Export of Indonesia by Commodity ( 10 digit of HS Code )**

Mei 2016

**May**

Kode H S H S Code	Uraian golongan barang Group description	Berat bersih / Net weight (Kg)		Nilai / Value F.O.B. ( U S \$ )	
		Bulan ini Current month	Kumulatif Cum. Jan. to date	Bulan ini Current month	Kumulatif Cum. Jan. to date
(1)	(2)	(3)	(4)	(5)	(6)
9024901000	Parts&acc for elect operated mach&app for test mechanical properties,materials	-	62	-	27 183
9024902000	Parts&acc for non elect operated mach& app for test mechan properties materials	-	2 746	-	236
9025110000	Thermometers&pyrometers,liquid filled, for direct reading	-	20	-	441
9025191900	Thermometers&pyrometers,elect operated, oth temperature gauges for motor vehicle	766	4 899	659 549	3 661 351
9025192000	Thermometers&pyrometers not electrically operated	1 220	5 464	33 711	139 205
9025802000	Oth instruments of oth than thermometers &pyrometers, electrically operated	44	662	221	13 368
9025803000	Oth instruments of oth than thermometers &pyrometers, not electrically operated	115	1 498	606	72 413
9025901000	Parts&acces of hidrometer,termometer/ similar instrument, electric operated	58	772	900	23 030
9025902000	Parts&acces of hidrometer,termometer/ similar instrument, non electric operate	-	110	-	15 555
9026101000	Level gauges for motor vehicles electrically operated	185	4 474	36 984	340 922
9026102000	Level gauges for motor vehicles not electrically operated	-	194	-	372
9026103000	Oth measuring/check the flow/level of liquid, electrically operated	59	849	2 004	50 781
9026109000	Oth measuring/check the flow/level of liquid,not electrically operated	-	717	-	2 586
9026201000	Presure gauges for motor vehicles, electrically operated	-	119	-	29 171
9026202000	Presure gauges for motor vehicles, not electrically operated	4 131	18 696	113 589	513 139
9026203000	Other measuring/checking pressure instruments, electrically operated	257	1 059	4 326	110 130
9026204000	Other measuring/checking pressure instruments,not electrically operated	1 950	10 190	183 017	1 523 216
9026801000	Oth instruments/app for measuring/check the flow/level/press,electric operated	406	3 461	72 920	448 721
9026802000	Oth instruments/app for measuring/check, flow/level/press,not electric operated	29	5 316	395	9 351
9026901000	Part&acc for electric operate instrument &app,measure/check the flow level,press	2 087	13 068	26 171	255 628
9026902000	Part&acc for non electric operate instru &app,measure/check the flow level,press	14 817	37 960	653 124	1 105 801
9027101000	Gas/smoke analysis apparatus, electrically operated	26	546	6 172	32 088
9027102000	Gas/smoke analysis apparatus, not electrically operated	15	158	2 150	14 312
9027201000	Chromatographs&elektrophoresis instruments, electrically operated	60	323	3 392	70 022
9027301000	Spectro/spectrophotometers&spectro graph use optic radiat,elect operated	82	1 445	18 080	148 622
9027302000	Spectro/spectrophotometers&spectro graph use optic radiat,not elect operate	-	63	-	21 698
9027501000	Oth instrum&app using optic radiations (uv, visible, ir),electrically operated	2 771	9 164	394 841	1 297 206
9027502000	Oth instrum&app using optic radiations (uv, visible, ir),not electric operated	166	204	300	1 003
9027801000	Oth instruments&app,exposure meters	-	56	-	424
9027803000	Oth instruments&app oth than exposure meters,electrically operated	14 425	60 322	3 378 394	10 529 632
9027804000	Oth instruments&app oth than exposure meters,not electric operated	30	80	719	3 391
9027901000	Parts&acc incl pca of head 9027,oth than for gas/smoke analysis app&microtomes	4 213	22 427	1 326 650	7 360 772
9027909100	Microtomes, electrically operated	4	22	881	4 676
9027909900	Microtomes,not electrically operated	13 173	64 451	225 284	1 068 526
9028101000	Gas meters of a kind mounted in gas containers	64	89	19 459	21 739
9028109000	Other gas meters	-	10	-	74



Tabel 3 : Ekspor Indonesia menurut Komoditi ( Kode HS 10 digit )  
**Export of Indonesia by Commodity ( 10 digit of HS Code )**

Mei 2016

**May**

Kode H S H S Code	Uraian golongan barang Group description	Berat bersih / Net weight (Kg)		Nilai / Value F.O.B. ( U S \$ )	
		Bulan ini Current month	Kumulatif Cum. Jan. to date	Bulan ini Current month	Kumulatif Cum. Jan. to date
(1)	(2)	(3)	(4)	(5)	(6)
9028202000	Liquid meters, water meters	88 835	648 060	649 523	5 995 043
9028209000	Other liquid meters	9 813	10 960	331 096	370 631
9028301000	Electricity meters,kilowatt hour meters (kwh)	32 294	329 627	863 110	5 924 346
9028309000	Other Electricity meters	145	146	7 569	7 595
9028901000	Part&accessories,water meter housings or bodies	1 201	47 310	5 358	285 996
9028909000	Part&accessories,oth water meter housings or bodies	48 775	144 043	2 008 692	5 554 253
9029102000	Taximeters	-	1	-	32
9029109000	Mileometers, pedometers and the like	395	1 884	37 988	235 776
9029201000	Speedometer for motor vehicles	4 983	18 668	448 696	1 801 824
9029202000	Tachometers for motor vehicles	52 323	199 202	857 286	3 311 558
9029209000	Oth speed indicators&tachometers; stroboscopes	13	455	2 044	17 619
9029901000	Parts&acc of revolution counter&the like or of stroboscopes of subheading 902920	151	709	2 656	13 978
9029902000	Parts and accessories of other goods of speed indicators & tachometers	2 963	11 283	142 721	712 696
9030100000	Instruments & apparatus for measuring/ detecting ionising radiations	-	135	-	34 461
9030200000	Oscilloscope and oscillographs	10	333	2 911	84 551
9030310000	Multimeters without a recording device	142	2 207	5 311	23 965
9030320000	Multimeters with a recording device	79	324	13 200	44 249
9030331000	Instruments and apparatus for measuring/ check voltage without a record device	6	6 180	10	135 468
9030332000	Impedance-measuring instruments& apparatus designed to provide visual	-	1	-	12
9030339000	Oth instruments&apparatus for measuring /check voltage without a record device	38	1 205	4 313	70 146
9030390000	Oth Instruments&apparatus for measuring/ check voltage with a record device	-	1 077	-	101 590
9030400000	Other instruments and apparatus, designed for telecommunications	12	83	45 672	53 568
9030829000	Oth instrum&app for measuring/check semi conductor wafer/devices oth wafer prober	-	50	-	5 810
9030841000	Instruments & app with a recording for measure/check elect quantities,pcb/pca	142	149	15 210	15 614
9030849000	Oth instru&app with a record for measure ,check electrical quantities	3	70	2 715	11 123
9030891000	Instru&app,w/o recording device for goods other than subheading 903039	167	227	4 640	32 859
9030899000	Oth instruments & apparatus,without recording device	30	1 285	7 008	168 529
9030901000	Parts&accessories incl pca of goods goods of subhead 903040 & 903082	315	1 430	143 862	734 357
9030903000	Parts&acc of optic instrum&appliance for measuring/check pcb/pwb&pca	115	4 065	7 640	233 461
9030904000	Parts&acc of instrum&app for measure/ check elect quantities on pcb&pca	245	320	17 598	66 531
9030909000	Other parts&accessories of goods of head 9030	152	3 201	26 495	206 073
9031101000	Machines for balancing mechanical parts, electrically operated	22	1 127	2 262	192 906
9031102000	Machines for balancing mechanical parts, not electrically operated	-	13	-	3 000
9031201000	Test benches, electrically operated	-	596	-	30 773
9031202000	Test benches,not electrically operated	-	9	-	29 283
9031410000	Oth optic instrum&appl for inspect semi conduct wafer/device/photomasks/reticles	-	3 320	-	40 262
9031491000	Optic instrum&appl for measur surface particulate contamination,semicond wafer	-	45	-	37 936
9031492000	Optical error verification&repair app for pca/pwb and pca	-	32	-	60 152
9031499000	Other optical instruments and appliances for other purposes	1 415	9 183	873 245	3 856 420
9031801000	Cable tester	67	623	5 059	29 280
9031809000	Oth instruments,appliances and machines, other cable tester	44 938	249 880	2 062 928	9 476 784

Tabel 3 : Ekspor Indonesia menurut Komoditi ( Kode HS 10 digit )  
**Export of Indonesia by Commodity ( 10 digit of HS Code )**

Mei 2016

**May**

Kode H S H S Code	Uraian golongan barang Group description	Berat bersih / Net weight (Kg)		Nilai / Value F.O.B. ( U S \$ )	
		Bulan ini Current month	Kumulatif Cum. Jan. to date	Bulan ini Current month	Kumulatif Cum. Jan. to date
(1)	(2)	(3)	(4)	(5)	(6)
9031901100	Parts&acc incl pca of optical instrum& appl,inspect semicon wafer,elect operate	20	2 338	18	379 969
9031901200	Parts&acc of optic error verifc&repair apparatus for pcb/pwb&pca,elect operated	-	1	-	52
9031901300	Parts&acc of oth optic instruments&appl, measuring/chek pcb/pwb&pca,elect operate	-	2 705	-	412 086
9031901900	Oth parts&acc oth than inspect wafer/ repair/measure pcb,pwb,pwa elect operate	965	4 907	58 345	893 568
9031902000	Oth part&acc for measure/chek instrument appliance&mach,not elect operated	648	12 963	1 117	121 483
9032101000	Thermostats, electrically operated	10 330	121 900	219 348	2 568 752
9032102000	Thermostats, not electrically operated	180	730	1 430	18 128
9032201000	Manostats, electrically operated	1	26	616	9 317
9032810000	Hydraulic or pneumatic	210	4 115	35 645	203 083
9032891000	Instru&app,automatic data process mach for controll,cargo handling syst of ship	1	175	54	23 888
9032892000	Automatic instrum&app for controll chem/elec-chem solutions in pca/pwb	-	8	-	2 159
9032893900	Instrument&apparatus oth than (stabilizers),electrically operated	1	1 510	43	27 672
9032899000	Oth automatic regulating/controll instrum&app not electrically operated	1 312	5 766	113 653	517 347
9032909000	Part&acc automatic, regulating/controll instruments&apparatus,not elect operated	15 732	55 385	308 116	1 163 224
9033001000	Parts&acc for mach,appl,instrum of chap 90 for electric operated equipment	9 655	11 546	108 189	286 039
9033002000	Parts&acc for mach,appl,instrum of chap 90 for not electric operated equip	-	1 401	-	43 199
9101190000	Wrist-watch of metal,w/not stopwatch oth w/ mech display only,elect operate	3	11	44 553	62 999
9101210000	Oth wrist-watch,whether/not stopwatch w/ automatic winding of metal	-	4	-	140
9101290000	Oth wrist-watch,whether/not stopwatch oth than automatic winding of metal	2 070	8 921	23 058	147 769
9101990000	Pocket&oth watch inc stopwatch of metal/ of w/ precious metal,not elect operate	-	539	-	38 893
9102110000	Wrist-watch,whether/not stopwatch w/ mech display only,elect operate	250	3 331	5 698	199 342
9102190000	Wrist-watch,whether/not stopwatch oth than mech&opto,elect operate	101	302	26 333	154 235
9102290000	Oth wrist-watch,whether/not stopwatch oth than automatic winding	6	82	426	12 544
9102911000	Stop-watches, electrically operated	-	400	-	31 744
9102919000	Pocket-watch&oth watch, electrically operated	-	5	-	651
9102990000	Pocket-watch&oth watch inc stopwatch not electrically operated	554	2 560	110 153	233 911
9103900000	Clocks with watch movements, excl clocks ofh9104 not elect operated	84	454	18 260	96 016
9104001000	Instrument panel clocks & clocks of a similar type, for vehicles	-	120	-	9 730
9104002000	Instrument panel clocks & clocks of a similar type, for aircraft	-	20	-	23 300
9104009000	Instrument panel clocks & clocks of a similar type, for spacecraft	41	41	104	104
9105110000	Alarm clocks, electrically operated	-	2	-	6
9105190000	Alarm clocks,not electrically operated	-	279	-	1 614
9105210000	Wall clocks, electrically operated	438	1 138	1 265	3 846
9105290000	Wall clocks, not electrically operated	215	1 667	339	2 072
9105999000	Oth clocks, oth than Marine chronometers not electrically operated	1 201	1 332	6 004	6 735
9106100000	Time-registers,time-recorders	9 138	40 060	654 419	3 350 244
9106901000	Parking meters	274	274	65	65
9106909000	Oth time of day recording&measuring app oth than parking meter	2 359	9 923	266 378	1 099 619

Tabel 3 : Ekspor Indonesia menurut Komoditi ( Kode HS 10 digit )  
**Export of Indonesia by Commodity ( 10 digit of HS Code )**

Mei 2016

**May**

Kode H S <i>H S Code</i>	Uraian golongan barang <i>Group description</i>	Berat bersih / Net weight (Kg)		Nilai / Value F.O.B. ( U S \$ )	
		Bulan ini <i>Current month</i>	Kumulatif <i>Cum. Jan. to date</i>	Bulan ini <i>Current month</i>	Kumulatif <i>Cum. Jan. to date</i>
(1)	(2)	(3)	(4)	(5)	(6)
910700000	Time switches with clock/watch movement/with synchronous motor	-	1 104	-	21 861
910811000	Watch move comp&assem w/mechanical display only, electrically operated	4	4	4 725	4 725
911090000	Oth complete watch or clock movements	1	5	20	62
911190000	Parts of watch cases	9	37	1 000	5 800
911310000	Watch straps,bands&bracelets of precious metal/of metal clad w/ precious metal	-	1	-	35
911390000	Oth watch straps,bands&bracelets and parts thereof	14	1 623	447	7 626
911410000	Springs, including hair-springs of clock or watch parts	213	213	19 821	19 821
920110000	Upright pianos	1 133 025	5 329 702	8 455 685	40 186 486
920120000	Grand pianos	199 279	999 690	2 678 440	14 031 465
920190000	Oth pianos,incl automatic pianos harpsichord&oth keybrd string instrument	167 320	892 530	1 892 097	10 279 641
920210000	String musical instrument(violins,harps) , played with a bow	-	511	-	541
920290000	Oth string musical instruments(guitars) not played with a bow	288 343	1 278 754	6 204 011	27 670 994
920510000	Brass-wind instruments	-	60	-	7 080
920590100	Keyboard pipe organ,harmonium&similar keyboard instruments w/ free metal reeds	45 133	242 044	124 562	676 645
920590900	Other wind musical instruments	91 068	522 879	2 538 854	15 436 493
920600000	Percussion musical instruments (exp, drm,xylophones,cymbals,castanets)	159 149	678 457	523 756	2 297 084
920710000	Keyboard instruments,oth than accordions	1 942 175	8 929 973	13 766 753	62 479 104
920790000	Oth musical instruments,the sound is produced must be amplified,electrically	442 840	1 784 878	8 131 590	33 813 125
920810000	Musical boxes	-	25	-	90
920890900	Fairground,mech street organ,sing bird, musical saw,oth musical instruments	2 048	8 029	10 539	63 549
920930000	Musical instrument strings	487	3 410	34 528	200 055
920991100	Part&accessories, strung backs,keyboards & metal frames for upright pianos	103 126	508 756	713 758	3 239 973
920991900	Other parts and accessories for pianos	131 887	671 595	1 072 180	5 363 969
920992000	Parts & accessories for the musical instrument of string musical instrument	258	8 540	1 931	83 212
920994000	Parts&acc,the music instrument of sound of which is prod/must be amplified,elect	151 198	783 481	1 186 435	5 456 467
920999000	Parts & accessories for oth musical instruments	10 945	53 860	1 151 191	6 712 760
930200000	Revolvers and pistols, other than those of heading 9303/9304	14	14	4 585	4 585
930510000	Parts and accessories of revolvers or pistols	-	32	-	1 000
930621000	Cartridges	-	0	-	50
930700000	Swords,cutlasses,bayonets,lances&similar arms&parts thereof &scabbards&sheaths	-	366	-	523
940110000	Seats of a kind used for aircraft	1 080	2 565	8 187	14 924
940120100	Seats of a kind used for motor vehicles of heading 8702/8703/8704	2 003	2 881	12 924	17 778
940120900	Seats of a kind used for motor vehicles oth than of heading 8702/8703/8704	5 743	37 410	74 398	339 552
940130000	Swivel seats with variable height adjustment	160	368	1 310	2 996
940140000	Seats oth than garden seats/ camping equipement,comvertible into beds	-	120	-	900
940151001	Seat of rattan	1 083 132	6 166 949	4 362 254	27 135 278
940151002	Seat of bamboo	8 158	41 793	8 155	76 884
940159000	Seat of cane,osier or similar material	158 025	1 572 856	674 543	7 602 569
940161000	Oth seats,with wooden frames,upholstered	75 176	871 940	395 949	4 060 226
940169001	Oth seats,with wooden frames,combined with rattan	620 839	3 088 929	2 188 516	10 947 160
940169009	Oth seats,with wooden frames,combined with other than rattan	5 597 427	28 264 620	21 924 642	120 026 116
940171000	Other seats, with metal frames, upholste	85 716	596 250	595 999	4 827 707
940179001	Other seats, with metal frames,combined with rattan	56 503	468 731	306 536	2 297 094
940179009	Other seats, with metal frames,combined with other than rattan	329 175	2 363 949	3 345 214	25 385 889

Tabel 3 : Ekspor Indonesia menurut Komoditi ( Kode HS 10 digit )  
**Export of Indonesia by Commodity ( 10 digit of HS Code )**

Mei 2016

**May**

Kode H S H S Code	Uraian golongan barang Group description	Berat bersih / Net weight (Kg)		Nilai / Value F.O.B. ( U S \$ )	
		Bulan ini Current month	Kumulatif Cum. Jan. to date	Bulan ini Current month	Kumulatif Cum. Jan. to date
(1)	(2)	(3)	(4)	(5)	(6)
9401800000	Oth seats(oth than those of head 9402)	122 637	889 125	896 203	6 133 765
9401901000	Parts of aircraft seats (head 94011000)	29 160	195 548	155 716	1 150 166
9401903100	headrest stiffeners for seats of subheading 94012010,	621	2 687	2 141	11 267
9401903900	Parts of other seats	314 187	1 436 832	4 061 684	16 390 863
9401904000	Parts of seats of subheading 94013000	-	474	-	100
9401909200	Parts of seats of plastics	145 968	1 036 844	1 159 768	8 634 715
9401909900	Parts of seats of other than plastics	297 793	1 676 923	431 095	2 419 457
9402103000	Medis furniture,barbers chairs&similar chairs thereof & thereof	911	1 854	3 511	7 771
9402109000	Other dentists,barbers or similar chairs of medis furniture	1 000	42 938	816	131 994
9402901000	Furniture designed for medical,surgical/ veterinary purposes&parts thereof	65 359	70 520	416 875	467 922
9402909000	Oth furniture designed for medical, surgical/veterinary purpose&part thereof	100 469	891 654	479 475	4 901 257
9403100000	Metal furniture of a kind used in office	73 240	462 053	531 381	2 735 738
9403201000	Oth metal furniture, fume cupboards	149 676	577 270	542 218	2 074 620
9403209000	Oth metal furniture, other than fume cupboards	266 641	2 116 592	1 750 701	11 005 790
9403300000	Wooden furniture of a kind used in offices	997 683	5 027 382	2 634 376	13 385 824
9403400000	Wooden furniture of a kind used in the kitchen	1 095 603	6 223 286	2 311 734	13 966 964
9403500000	Wooden furniture of a kind used in the bedroom	3 196 515	18 925 722	10 923 026	67 295 203
9403601000	Oth wooden furniture,fume cupboard	50	50	267	267
9403609000	Oth wooden furniture,oth than fume cupboard	23 596 184	112 655 537	68 120 312	327 650 323
<b>9403701000</b>	<b>Furniture of plastics for baby walker</b>	-	<b>1 008</b>	-	<b>2 479</b>
9403702000	Furniture of plastics for fume cupboard	-	66	-	473
9403709000	Furniture of plastics oth than for baby walker,fume cupboard	288 514	1 746 315	1 992 286	11 599 131
9403810010	Bedroom, dining room or living room sets of rattan	435 819	2 402 306	1 688 744	9 520 285
9403810020	Bedroom, dining room or living room sets of bamboo	58 133	307 380	168 766	676 115
9403810030	Furniture,of kind used in parks gardens/vestibules of rattan/bamboo	2 668	8 562	7 578	42 223
9403810090	Other furniture of bamboo or rattan	2 545	73 358	18 572	318 993
9403891000	Other furniture of other materials, fume cupboards	59 880	168 004	61 070	180 840
9403899010	Bedroom, dining room/living room sets of other materials	81 353	362 518	595 524	3 059 103
9403899020	Oth furniture of a kind used in parks, garden/vestibules of oth materials	64 119	212 933	54 554	264 020
9403899090	Other furniture of cane, osier, bamboo or similar materials	311 229	1 487 692	1 178 272	5 908 677
9403901000	Part of baby walkers of furniture of platic (sub heading 94037010)	1 048	4 406	10 833	36 591
9403909000	Parts of other furniture	363 352	1 972 818	705 710	4 051 000
9404100000	Mattress supports	108 557	734 599	158 291	1 123 116
9404210000	Mattresses of cellular rubber or plastics, whether or not covered	17 781	113 857	300 031	2 097 459
9404291000	Mattress springs of other materials	36 001	155 143	95 424	483 203
9404292000	Mattress of hyperthermia or hyphothermia type of oth materials	320	320	1 523	1 523
9404299000	Mattress of other materials	284 647	1 464 128	1 564 606	7 760 919
9404300000	Sleeping bags	10 398	97 451	131 702	639 418
9404901000	Quilts,bedspreads & mattress protectors	23 595	282 846	383 296	1 704 178
9404909000	Other articles of bedding&similar furnishing	153 961	1 598 146	1 085 425	4 630 991
9405103000	Spotlight	360	7 718	1 733	39 501
9405104000	Fluorescent lamps and lighting fittings	48	1 886	2 464	5 172
9405109000	Oth chandeliers&oth elec ceiling/wall lighting fitting	22 504	87 773	87 966	437 304
9405209000	lamps of electric table,desk, bedside/ floor-standing lamps	31 711	228 496	184 297	1 136 670
9405300000	Lighting sets of a kind used for christmas trees	11 514	63 650	241 613	821 363
9405402000	Searchlights	52	53	47	57
9405404000	Oth. electr lamps of spotlights	-	924	-	31 826
9405405000	Oth electr lamps,of a kind used for lighting public openspace/thoroughhfares	9 248	18 215	113 112	269 366
9405406000	Other exterior lighting	75	364	415	13 596

Tabel 3 : Ekspor Indonesia menurut Komoditi ( Kode HS 10 digit )  
**Export of Indonesia by Commodity ( 10 digit of HS Code )**

Mei 2016

**May**

Kode H S H S Code	Uraian golongan barang Group description	Berat bersih / Net weight (Kg)		Nilai / Value F.O.B. ( U S \$ )	
		Bulan ini Current month	Kumulatif Cum. Jan. to date	Bulan ini Current month	Kumulatif Cum. Jan. to date
(1)	(2)	(3)	(4)	(5)	(6)
9405408000	Pilot lamp with fitting for electro- thermic domestic applic of heading 85.16	-	1 788	-	19 801
9405409900	Other lighting fittings	120 396	230 164	294 559	1 739 144
9405501100	Non elect. Lamps of oil-burning, of bras for religious rites	4 058	19 018	15 875	122 196
9405501900	Other non elect. Lamps of oil-burning	168	5 167	5 254	20 863
9405504000	Hurricane lamps	344	4 803	3 319	14 203
9405509010	Non elect lighting fittings of plastics, stone, ceramics, glass	503	1 422	219	2 445
9405509090	Other non elect lighting fittings	3 294	22 637	84 108	196 968
9405601000	Warning signs, street name signs, road & traffic signs	-	3 995	-	2 553
9405609000	Others illuminated signs	1 869	13 678	46 310	333 827
9405914000	Parts of globes and chimneys	-	536	-	3 703
9405915000	Parts of glass for searchlights	-	6	-	17
9405919000	Other parts of glass	2	1 621	25	91 479
9405921000	Parts of plastics for lamps fo operating rooms	494	10 283	3 022	26 884
9405929000	Other parts of plastics	1 650	17 005	7 631	110 064
9405991000	Parts Lampshades of textile material	1 394	3 793	3 806	17 491
9405992000	Parts Lampshades of other material	17 152	48 965	29 201	267 857
9405994000	Parts for searchlights or spotlights	710	710	16 660	16 660
9405999000	Other parts	2 195	17 475	50 077	278 165
9406001100	Greenhouses fitted with mechanical/ thermal equipment of plastics	25	25	42	42
9406001900	Greenhouses fitted with mechanical/ thermal equipment oth plastics	116	1 175	4 170	7 501
9406009200	Other prefabricated buildings of wood	164 562	891 837	174 406	1 257 425
9406009400	Other prefabricated buildings of iron/ steel	14 230	327 091	18 097	1 265 556
9406009500	Oth prefabricated buildings of plastics/ of aluminium	-	2	-	10
9406009600	Oth prefabricated buildings of concrete/ of artificial stone	141	147 807	278	118 381
9406009900	Oth prefabricated buildings oth of wood, iron, plastics, aluminium, concrete	49 846	112 315	68 995	200 395
9503001000	Tricycles, scooters, pedal cars and similar wheeled toys; dolls carriages	17 964	183 682	73 482	621 263
9503002100	Dolls, whether/not dressed	713 336	3 165 795	7 476 235	33 343 132
9503002200	Garments and garments accessories; footwear and headgear of dolls	900	6 913	3 873	46 766
9503002900	Other parts and accessories for dolls	161 690	1 135 088	1 775 690	9 175 994
9503003000	Electric trains toys, includ tracks, signals and other accessories therefor	204	588	3 864	7 499
9503004010	Reduces size model aircraft assembly kits, working or not	-	900	-	6 366
9503004090	Oth reduced size ("scale") models and similar recreational models	136 306	488 853	5 135 221	18 348 615
9503005000	Other construction sets & constructional toys, of materials other than plastics	3 054	8 083	32 713	156 868
9503006000	Stuffed toys representing animals or non-human creatures	844 486	3 063 665	11 590 785	43 102 256
9503007000	Puzzles of all kinds	631	694	493	984
9503009100	Numerical/alphabetical/animal blocks or cut-out; word builders/making set;	2 570	11 038	41 084	250 170
9503009200	Skipping ropes	1 100	1 765	338	780
9503009900	Other toys or parts	199 000	672 196	1 106 245	3 960 445
9504202000	Tables for billiards of all kinds	-	539	-	829
9504203000	Billiard chawks	-	3 450	-	21 744
9504209000	Oth articles & accessories for billiards of all kinds	-	3 046	-	7 091
9504309000	Other games, operated by coins and by oth means of payment	11 924	71 455	191 929	1 037 668
9504400000	Playing cards	60 521	191 167	136 029	376 467
9504500000	Video games consoles and machines, oth than those sub heading 9504.30	725	1 747	19 023	202 140
9504901000	Bowling requisites of all kind	-	779	-	2 413
9504902000	Darts and parts and accesories therefor	79	164	5 070	6 750

Tabel 3 : Ekspor Indonesia menurut Komoditi ( Kode HS 10 digit )  
**Export of Indonesia by Commodity ( 10 digit of HS Code )**

Mei 2016

**May**

Kode H S H S Code	Uraian golongan barang Group description	Berat bersih / Net weight (Kg)		Nilai / Value F.O.B. ( U S \$ )	
		Bulan ini Current month	Kumulatif Cum. Jan. to date	Bulan ini Current month	Kumulatif Cum. Jan. to date
(1)	(2)	(3)	(4)	(5)	(6)
9504909200	Tables designed for game of wood/plastic not gambling equipment	570	2 281	1 140	2 912
9504909300	Tables designed for games not of wood/ plastics, not gambling equipment	-	619	-	28 381
9504909900	other table designed for games not wood/ plastics	2 254	4 131	5 290	19 007
9505100000	Articles for christmas festivities	136 430	421 122	608 504	2 288 743
9505900000	Festive,carnival/oth entertn.articles incl conjuring tricks & novelty jokes	34 403	142 363	164 816	805 302
9506190000	Other snow-ski equipment	2 988	13 857	162 166	572 552
9506210000	Sailboards	6 265	60 364	123 096	983 190
9506290000	Oth water-skis, surf-boards, sailboards & oth water-sport equipment	2 020	7 049	15 581	120 766
9506310000	Golf clubs, complete	233	1 384	5 443	164 888
9506320000	Balls for golf	294 385	1 295 463	2 174 930	9 388 569
9506390000	Other golf equipment	10 488	16 093	19 426	63 604
9506401000	Tables tennis	355	23 540	302	65 510
9506409000	Oth articles & equip for table-tennis	1 646	5 024	15 302	76 227
9506510000	Lawn-tennis rackets, whether/not strung	353	359	45	1 713
9506590000	Badminton or similar rackets, whether/ not strung	77	608	10 876	22 965
9506610000	Lawn-tennis balls	6 849	63 417	62 550	541 178
9506620000	Inflatable balls	147 048	654 740	1 235 811	5 445 700
9506690000	Other balls	10 489	44 991	85 846	413 501
9506700000	Ice skates &roller skates, incl skating boots with skates attached	-	55	-	1 307
9506910000	Artic and equip for general physics exercise, gymnastics or athletics	29 951	171 767	97 045	563 784
9506990010	Bows and arrows for archery; crossbows	1 040	9 843	5 171	75 184
9506990020	Nets, cricket pads and shin guards	1 475	5 005	26 843	106 608
9506990030	Shuttlecocks	814	4 817	11 316	44 042
9506990090	Other articles and equipment for general physical exercise	36 684	283 082	1 123 234	7 352 675
9507100000	Fishing rods	12 789	60 699	1 695 383	7 713 857
9507200000	Fish-hooks, whether/not snelled	2 306	42 913	89 766	1 500 781
9507300000	Fishing reels	2 383	13 467	42 177	278 362
9507900000	Oth fishing rods,hooks/reels,oth heading 92.08/97.05	62 115	332 289	1 866 918	10 371 459
9508900000	Roundabouts,swings,shooting galleries& oth fairground amusement;trave theatres	1 083	18 928	25 595	280 923
9601100000	Worked ivory and articles of ivory	124	1 003	961	11 120
9601901090	Other worked mother-of pearl/tortoise- shell & articles of the foregoing	28 715	113 088	164 515	997 236
9601909100	Cigar/cigarette cases, tobacco jars; ornamental articles	762	903	976	5 490
9601909900	Other ornamental article	22 606	55 468	135 204	300 973
9602001000	Gelatin capsules for pharmaceutical products	31 291	185 918	891 835	5 509 610
9602002000	Cigar/cigarette cases, tobacco jars and household ornamental articles	-	150	-	601
9602009000	Oth worked veget/minerl carving material &articles of these materials	5 421	37 891	35 685	213 783
9603101000	Brushes consisting of twig/oth vegetable materials bound together	44 088	161 614	144 779	572 062
9603102000	Brooms consisting of twig/oth vegetable materials bound together	2 503 554	13 321 418	811 137	3 670 475
9603210000	Tooth brushes, incl dental-plate brushes	51 967	282 492	709 697	3 520 437
9603290000	Shaving brushes,hair brush,nail brush, eyelash &oth brush for use on the person	14 079	89 961	62 143	586 881
9603300000	Artists' brushes,writing brush &similar brushes for the application of cosmetic	15	3 687	450	19 679
9603400000	Paint,distemper, varnish/similar brushes oth than 9603.30; Paint pads & rollers	349 472	1 540 596	1 711 759	6 762 087
9603901000	Prepared knots and tufts for broom or brush making	26 000	57 000	101 930	234 787
9603902000	Hand-operated mechanical floor sweepers, not motorised	2 025	2 429	15 392	16 377
9603904000	Other brushes	14 062	71 534	15 778	57 921
9603909000	Mops and feather dusters; squeegees (oth than roller squeegees)	23 393	59 069	91 794	253 641

Tabel 3 : Ekspor Indonesia menurut Komoditi ( Kode HS 10 digit )  
**Export of Indonesia by Commodity ( 10 digit of HS Code )**

Mei 2016

**May**

Kode H S H S Code	Uraian golongan barang Group description	Berat bersih / Net weight (Kg)		Nilai / Value F.O.B. ( U S \$ )	
		Bulan ini Current month	Kumulatif Cum. Jan. to date	Bulan ini Current month	Kumulatif Cum. Jan. to date
(1)	(2)	(3)	(4)	(5)	(6)
9604009000	Hand sieves and hand riddles of other material	16	715	44	873
9605000000	Travel sets for personal toilet, sewing or shoe or clothes cleaning	8 893	31 641	92 312	215 192
9606101000	Press-fasteners, snap-fasteners and press-studs and part thereof of plastic	2 520	13 607	616	5 679
9606109000	Press-fasteners, snap-fasteners and press-studs and part thereof of other	38 522	139 145	337 250	1 632 531
9606210000	Buttons of plastics, not covered with textile material	623	1 746	9 748	29 141
9606220000	Buttons of base metal, not covered with textile material	49	737	1 341	14 120
9606290000	Other buttons	1 613	8 398	75 302	445 499
9606301000	Button moulds & other parts of buttons; button blanks, of plastics	-	80	-	760
9606309000	Button moulds & other parts of buttons; button blanks, of other material	3 808	58 579	113 286	1 277 205
9607110000	Slide fasteners fitted with chain scoops of base metal	63 113	382 977	143 199	822 055
9607190000	Other slide fasteners	75 923	436 256	684 782	4 494 584
9607200000	Parts of slide fasteners	851 031	4 322 054	5 676 216	29 102 881
9608101000	Ball point pens of plastics	36 174	432 560	741 894	6 876 520
9608109000	Ball point pens of other material Oth. ball point pens of plastics	22 044	91 097	211 383	664 044
9608200000	Felt tipped & other porous-tipped pens and markers	80 015	375 829	733 251	2 978 127
9608309000	Oth fountain pens, stylograph pens and other pens	624	6 758	1 792	5 061
9608400000	Propelling or sliding pencils	118	637	5 881	30 070
9608500000	Sets of articles from two or more of the foregoing subheadings	-	180	-	3 120
9608601000	Refills for ball point pens, comprising the ball point & ink-reservoir of plastic	591	3 927	20 399	142 451
9608609000	Refills for ball point pens, comprising the ball point & ink-reservoir of other	5	181	70	5 314
9608919000	Pen nibs and nib points of oth material	4 791	18 858	240 338	1 132 784
9608999100	Parts of ball point pens of plastics	422	2 008	5 761	45 066
9608999900	Penholders,pencil-holders&similar holder ;parts of ball point of oth than plastic	10 393	38 988	48 624	175 190
9609101000	Black pencils, with lead encased in a rigid sheath	481 451	1 618 203	3 523 650	12 128 244
9609109000	Crayons & oth pencils with lead encased in a rigid sheath	469 237	2 369 764	4 541 410	24 037 627
9609200000	Pencil leads, black or coloured	23 704	251 561	154 634	1 286 004
9609901000	Slate pencils for school slates	577	670	3 278	4 671
9609903000	Pencils & crayons other than those of subheading 9609.10	-	439	-	1 132
9609909100	Writing or drawing chalks	1 550	6 143	730	2 562
9609909900	Pastels, drawing charcoals, tailors' cha and other pencils	152 881	1 917 200	950 739	6 304 045
9610001000	School slates, with writing or drawing surfaces	30	60	153	204
9610009000	Boards and oth slates, with writing or drawing surfaces	880	93 502	675	21 446
9611000000	Date, seal/numbering stamps & the like, in the hand operatd;hand composing stick	2 123	2 890	30 566	43 453
9612101000	Ribbons of textile fabric	2 027	2 027	21 079	21 079
9612109000	Ribbons of other materials or similar ribbons	127	2 355	1 589	42 822
9612200000	Ink-pads	-	5	-	9
9613101000	Pocket lighters, gas fuelled, non- refillable of plastics	43 867	206 022	205 526	957 241
9613109000	Pocket lighters, gas fuelled, non- refillable of other materials	-	38	-	14
9613801000	Piezo-electric lighters for stoves and ranges	-	6 642	-	52 792
9613802000	Cigarette lighters or table lighter of plastics	-	8	-	435
9613809000	Other lighters	1	1	4	4
9613901000	Refilled cartridge or oth receptacles part of mechncl lighter,cont liquid fuel	-	2 979	-	77 726
9613909000	Other parts of lighters	32 676	67 044	171 549	345 497
9614009000	Smoking pipes and cigar or cigarette holder and parts thereof	32	612	42	673
9615112000	Combs, hair-slides and the like of hard rubbers	95	95	34	34
9615113000	Combs, hair-slides and the like of plastics	865	4 109	489	11 817

Tabel 3 : Ekspor Indonesia menurut Komoditi ( Kode HS 10 digit )  
**Export of Indonesia by Commodity ( 10 digit of HS Code )**

Mei 2016

**May**

Kode H S H S Code	Uraian golongan barang Group description	Berat bersih / Net weight (Kg)		Nilai / Value F.O.B. ( U S \$ )	
		Bulan ini Current month	Kumulatif Cum. Jan. to date	Bulan ini Current month	Kumulatif Cum. Jan. to date
(1)	(2)	(3)	(4)	(5)	(6)
9615190000	Combs, hair-slides and the like other than hard rubbers or plastics	1 971	8 546	16 989	47 558
9615901200	Decorative hair pins of iron or steel	-	359	-	1 104
9615901900	Other decorative hair pins Oth. decorative hair pins	91	2 290	705	8 885
9615902100	Parts of combs, hair pins and the like of aluminium	-	2	-	28
9615909100	Curling grips, hair-curlers and the like of aluminium	694	868	269	521
9615909200	Curling grips, hair-curlers and the like of iron or steel	-	563	-	105
9615909300	Curling grips, hair-curlers and the like of plastics	-	16	-	138
9615909900	Other curling grips, hair-curlers and the like	228	1 564	7 358	14 540
9616101000	Scent sprays and similar toilet sprays	15 991	62 982	319 698	1 373 828
9616102000	Mounts and heads of scent sprays and similar toilet sprays	26 820	156 125	151 246	884 976
9616200000	Powder-puffs & pads for the application of cosmetics or toilet preparations	16 723	28 819	48 007	113 371
9617001000	Vacuum flasks and other vacuum vessels	7 336	32 112	13 202	38 547
9617002000	Parts of vacuum flasks or vacuum vessels	-	2	-	109
9618000000	Tailor' dummies, oth lay figure;automata & animated displ. shop window dressing	6 339	35 321	158 079	1 067 569
9619001100	Disposable sanitary towel,tanpon,napkin with an absorbent core of textile	39 958	180 606	108 308	515 300
9619001900	Oth disposable sanitary towel, tampons, napkins and napkinsliners for babies	2 193 652	11 280 106	7 224 977	37 157 720
9619009110	Sanitary towel,tampon,napkin, knitted or crocheted with an absorb core of textile	451	1 386	201	843
9619009190	Sanitary towel,tampon,napkin, knitted or crocheted with an absorb core of oth mat	6 936	55 212	2 749	131 297
9619009990	Oth sanitary towel, tampons, napkins, with an absorbent core of wad of oth mat	39 495	184 105	118 555	642 825
9701100000	Paintings, drawings and pastels,executed entirely by hand	43 464	137 390	152 900	1 097 291
9701900000	Colleges & similar decorative plaques executed entirely by hand	28 653	134 965	143 532	767 328
9702000000	Original engravings, prints & lithograps	-	43	-	50
9703001000	Original sculptures & statuary of metal sculptures and statuary, in any material	1 379	3 469	10 664	36 670
9703002000	Original sculptures & statuary of stone sculptures and statuary, in any material	97 050	416 691	67 740	333 441
9703003000	Original sculptures & statuary of plasti sculptures and statuary, in any material	2 070	4 649	2 707	13 272
9703004000	Original sculptures & statuary of wood sculptures and statuary, in any material	10 255	55 707	15 120	147 032
9703005000	Original sculptures & statuary of clay sculptures and statuary, in any material	1 259	8 495	3 248	15 200
9703009000	Original sculptures & statuary of other sculptures and statuary, in any material	2 061	59 553	6 049	117 687
9704000000	Postage/revenue stamps, stamp postmark, first-day covers, stamped paper	39	39	1 280	1 280
9802300000	Drive-axles, of incomplete knocked down	-	307	-	3 892
9803000000	Blank for motor vehicles component, made from base metal	-	17 496	-	48 437
9999100000	Postal packages n.c.a.k	152 095 894	628 685 033	2 572 047	19 091 392
	<b>Total Ekspor</b>	<b>40 622 301 548</b>	<b>200 452 843 971</b>	<b>11 514 324 050</b>	<b>56 592 827 873</b>



Tabel 5 : Ekspor Indonesia menurut Propinsi dan Pelabuhan muat  
**Export of Indonesia by Province and Port of loading**

Mei 2016  
**May**

Pelabuhan <b>Code Port</b>	Pelabuhan Muat <b>Port of Exportation</b>	Berat bersih / Net weight (Kg)		Nilai / Value F.O.B. ( U S \$ )	
		Bulan ini <b>Current month</b>	Kumulatif <b>Cum. Jan. to date</b>	Bulan ini <b>Current month</b>	Kumulatif <b>Cum. Jan. to date</b>
(1)	(2)	(3)	(4)	(5)	(6)
<b>ACEH</b>		<b>5 280</b>	<b>103 555 916</b>	<b>44 696</b>	<b>12 650 206</b>
IDPBN	PULAU BANYAK	-	-	-	-
IDLSW	LHOK SEUMAWÉ	-	22 849 332	-	8 475 767
IDMEQ	MEULABOH	-	55 062 884	-	2 322 363
IDSIN	SINABANG	-	1 500	-	10 500
IDBTJ	BLANG BINTANG (U)	5 280	20 405	44 696	178 945
IDAUN	BLANG LANCANG (ARUN)	-	-	-	-
IDKRU	KRUENG R. MALAHAYATI	-	25 612 795	-	1 613 979
IDKLS	KUALA LANGSA	-	9 000	-	48 653
<b>SUMATERA UTARA</b>		<b>599 231 655</b>	<b>3 305 931 035</b>	<b>582 779 231</b>	<b>2 940 374 212</b>
IDKNO	KUALA NAMU INTERNATIONAL AIRPORT (U)	6 549 838	31 949 596	5 541 693	27 219 412
IDPSU	PANGKALAN SUSU	-	3 000	-	21 000
IDBLW	BELAWAN	509 770 797	2 676 724 829	528 693 198	2 576 253 233
IDTJB	TANJUNG BALAI ASAHAN	1 891 015	7 354 178	1 113 579	3 879 490
IDSLG	SIBOLGA	-	10 000	-	70 000
IDMES	MEDAN / POLONIA (U)	-	-	-	-
IDKTJ	KUALA TANJUNG	81 020 005	589 889 432	47 430 761	332 931 077
<b>SUMATERA BARAT</b>		<b>333 187 434</b>	<b>1 298 574 491</b>	<b>154 075 984</b>	<b>623 415 528</b>
IDTBY	PADANG/TL.BAYUR	333 187 434	1 298 555 135	154 075 984	623 382 178
IDPDG	PADANG / TABING (U)	-	19 356	-	33 350
<b>RIAU</b>		<b>2 225 356 512</b>	<b>10 721 770 700</b>	<b>1 110 922 227</b>	<b>5 156 336 379</b>
IDMRB	MERANTIBUNTING, SUMATRA	255 000	327 000	13 350	18 390
IDPAI	PANIPAHAN	781 910	1 716 749	1 536 708	3 548 229
IDDUM	DUMAI	1 805 258 630	8 466 847 342	892 839 244	3 973 927 987
IDTMD	TANJUNG MEDANG	612 400	2 115 500	47 093	179 400
IDBLS	BENGKALIS	369 000	43 222 356	111 070	11 758 850
IDSPA	SELAT PANJANG	4 358 950	16 093 643	470 144	1 580 288
IDSSI	SIAK SRI INDRAPURA	-	42 747 605	-	5 089 755
IDSUQ	SUNGAI GUNTUNG	24 783 097	125 873 978	14 883 444	59 394 247
IDTEM	TEMBILAHAN	1 724 553	19 290 192	1 811 941	17 655 480
IKKEN	KUALA ENOK	271 500	38 549 470	27 394	24 959 931
IDRGA	RENGAT	2 400 000	5 400 000	480 000	960 000
IDPKU	SIMPANG TIGA (U)	370	3 670	3 390	45 150
IDRGT	RENGAT/JAPURA (U)	-	140	-	935
IDPAK	PEKAN BARU	408 415	4 057 414	464 301	3 815 740
IDBUN	BUATAN	253 188 254	1 177 501 234	108 862 725	525 168 560
IDPWG	PERAWANG, SUMATRA	130 944 433	778 024 407	89 371 424	528 233 436
<b>JAMBI</b>		<b>253 476 260</b>	<b>968 223 044</b>	<b>85 889 313</b>	<b>340 697 977</b>
IDKTK	KUALA TUNGKAL	46 801 556	229 095 200	27 468 447	127 446 391
IDMSA	MUARA SABAK	152 106 000	541 646 877	16 309 881	43 418 528
IDDJM	JAMBI	54 568 704	197 480 967	42 110 985	169 833 058
<b>SUMATERA SELATAN</b>		<b>410 937 951</b>	<b>2 921 556 278</b>	<b>141 155 636</b>	<b>744 284 079</b>
IDPLS	PALEMBANG-KERTAPATI	165 349 961	1 327 289 660	7 187 306	58 911 899
IDPLA	PALEMBANG - PLAJU	50 420 737	249 991 311	13 121 712	77 803 763
IDPLM	SM. BADARUDDIN (U)	1 026	6 550	7 550	41 150
IDMRI	MUSI RIVER/BOOM BARU	195 166 227	1 344 268 757	120 839 068	607 527 267
<b>BENGKULU</b>		<b>81 886 402</b>	<b>462 477 507</b>	<b>4 261 313</b>	<b>22 278 069</b>
IDBKU	BENGKULU	-	-	-	-
IDPBA	PULAU BAAI	81 886 402	462 477 507	4 261 313	22 278 069
<b>LAMPUNG</b>		<b>377 835 685</b>	<b>3 681 224 538</b>	<b>183 883 313</b>	<b>1 114 323 407</b>
IDTRH	TARAHAN	215 313 667	2 783 369 484	67 231 238	474 013 001
IDPJG	PANJANG	162 522 018	897 855 044	116 652 075	640 308 688
IDTKG	BRANTI (U)	-	10	-	1 718

Tabel 5 : Ekspor Indonesia menurut Propinsi dan Pelabuhan muat  
**Export of Indonesia by Province and Port of loading**

Mei 2016  
**May**

Pelabuhan <b>Code Port</b>	Pelabuhan Muat <b>Port of Exportation</b>	Berat bersih / Net weight (Kg)		Nilai / Value F.O.B. ( U S \$ )	
		Bulan ini <b>Current month</b>	Kumulatif <b>Cum. Jan. to date</b>	Bulan ini <b>Current month</b>	Kumulatif <b>Cum. Jan. to date</b>
(1)	(2)	(3)	(4)	(5)	(6)
<b>KEPULAUAN BANGKA BELITUNG</b>		<b>78 549 607</b>	<b>350 012 394</b>	<b>82 780 240</b>	<b>384 464 253</b>
IDBLT	BELITUNG	6 500 000	6 500 000	195 000	195 000
IDMUO	MUNTOK	55 527 626	229 673 740	27 668 143	108 791 169
IDPGX	PANGKAL BALAM	3 206 986	17 095 591	45 795 393	228 729 357
IDTOL	TOBOALI	-	8 441 592	-	576 000
IDTPD	TANJUNG PANDAN	13 314 995	88 298 971	9 121 703	46 160 227
IDTJQ	BULUH TUMBANG (U)	-	2 500	-	12 500
IDBLJ	BELINJU	-	-	-	-
<b>KEPULAUAN RIAU</b>		<b>1 692 806 307</b>	<b>7 899 010 058</b>	<b>822 088 697</b>	<b>4 019 772 110</b>
IDBTM	BATAM ISLAND	-	-	-	-
IDLBM	LOBAM	227 689	1 940 229	11 112 620	66 764 324
IDNTX	NATUNA RANAI	-	5 153	-	25 765
IDTBK	TANJUNG BALAI KARIMUN	820 865 548	3 668 477 314	17 882 604	85 755 299
IDPSS	PULAU SAMBU	638 397	2 865 843	1 157 018	5 155 880
IDTAN	TANJUNG UBAN	20 016	418 766	1 948 773	11 553 540
IDTPN	TANJUNG PINANG	204 149	901 861	459 624	3 069 758
IDTER	TEREMPA	381 074 824	1 675 730 881	116 545 165	433 912 290
IDTBT	TANJUNG BATU, RIAU	201 000	868 000	128 775	389 089
IDSRN	SERASAN	10 680	44 138	15 293	72 975
IDMOR	MORO SULIT	1 126 800	4 506 860	210 036	1 308 436
IDBPD	BELAKANG PADANG	327 534 500	1 545 966 101	68 374 792	365 400 146
IDBTU	BATU AMPAR	56 448 720	292 336 688	257 216 549	1 436 008 606
IDDAS	SINGKEP - DABO	-	-	-	-
IDTNJ	KIJANG	2 104 627	10 229 587	2 945 480	14 003 405
IDPAS	PASIR PANJANG	-	-	-	-
IDSKP	SEKUPANG	23 976 447	134 805 143	161 104 374	918 646 659
IDKAB	KABIL/PANAU	78 264 134	559 403 743	167 046 194	604 502 137
IDRAN	RANAI	-	-	-	-
IDUNA	UDANG NATUNA	-	-	-	-
IDBTH	HANG NADIM (U)	108 776	509 752	15 941 401	73 203 801
<b>DKI JAKARTA</b>		<b>1 144 325 898</b>	<b>5 407 660 944</b>	<b>3 815 547 427</b>	<b>18 463 987 449</b>
IDTPP	TANJUNG PRIOK	1 078 779 350	5 179 363 281	3 424 839 049	16 361 113 218
IDJKT	JAKARTA / PASAR IKAN	-	5 029	-	111 968
IDCGK	SOEKARNO-HATTA (U)	65 333 367	227 151 032	387 359 806	2 087 711 149
IDHLP	HALIM PERDANA KUSUMA (U)	213 181	1 141 601	3 348 572	15 051 113
<b>JAWA BARAT</b>		<b>251 410 177</b>	<b>940 183 722</b>	<b>51 226 547</b>	<b>235 008 901</b>
IDWID	WIDURI	66 070 266	172 061 911	13 290 000	48 767 940
IDBDO	HUSEIN SASTRANEGARA (U)	22 527 270	90 493 746	4 572 319	8 237 164
IDBLG	BALONGAN	33 426 284	197 248 405	7 226 428	34 397 708
IDBND	GEDE BAGE-BANDUNG (PTT)	-	1 461 710	-	3 479 765
IDARJ	ARJUNA, JAVA	30 307 114	222 309 154	6 292 800	65 949 673
IDCIN	CINTA, JAVA	99 079 243	256 608 796	19 845 000	74 176 650
<b>JAWA TENGAH</b>		<b>325 063 804</b>	<b>1 410 441 013</b>	<b>461 299 874</b>	<b>2 250 133 204</b>
IDTES	TANJUNG EMAS	188 929 458	999 194 626	444 719 683	2 201 330 043
IDCXP	CILACAP	136 054 181	410 795 053	16 095 521	46 931 189
IDSRG	ACHMAD YANI (U)	71 118	400 337	432 608	1 710 659
IDSMT	SEMARANG (PTT)	-	-	-	-
IDSOC	SOLO/JEBRES/ADI SUMARMO (U)	9 047	50 998	52 062	161 314
<b>DI YOGYAKARTA</b>		<b>137 399</b>	<b>647 996</b>	<b>1 053 590</b>	<b>5 119 502</b>
IDJOG	ADI SUCIPTO (U)	137 399	647 996	1 053 590	5 119 502
<b>JAWA TIMUR</b>		<b>1 032 519 018</b>	<b>5 189 756 357</b>	<b>1 731 989 723</b>	<b>8 380 402 859</b>
IDTUB	TUBAN	274 748 400	1 093 964 960	84 284 602	302 953 461
IDGRE	GRESIK	105 765 609	815 376 739	68 837 461	403 282 069
IDTPE	TANJUNG PERAK	633 642 512	3 145 803 059	1 079 420 205	5 288 119 585
IDKLG	KALIANGET	-	31 721 630	-	8 101 688
IDSUB	JUANDA (U)-SURABAYA	18 121 717	102 102 198	499 270 344	2 377 383 080
IDSUR	SURABAYA (PTT)	240 780	787 772	177 111	562 976
IDSUP	SUMENEP, MADURA	-	-	-	-

Tabel 5 : Ekspor Indonesia menurut Propinsi dan Pelabuhan muat  
**Export of Indonesia by Province and Port of loading**

Mei 2016  
**May**

Pelabuhan <b>Code Port</b>	Pelabuhan Muat <b>Port of Exportation</b>	Berat bersih / Net weight (Kg)		Nilai / Value F.O.B. ( U S \$ )	
		Bulan ini <b>Current month</b>	Kumulatif <b>Cum. Jan. to date</b>	Bulan ini <b>Current month</b>	Kumulatif <b>Cum. Jan. to date</b>
(1)	(2)	(3)	(4)	(5)	(6)
<b>BANTEN</b>		<b>259 348 912</b>	<b>994 035 161</b>	<b>130 685 305</b>	<b>488 146 468</b>
IDCIW	CIWANDAN	11 192 940	49 326 636	720 921	14 267 605
IDMRK	MERAK	65 808 092	218 069 902	29 593 021	149 012 682
IDTLN	TANJUNG LENENG	93 049 615	279 163 084	73 872 885	203 719 183
IDCGD	CIGADING	89 298 265	447 475 539	26 498 478	121 146 998
<b>BALI</b>		<b>27 514 691</b>	<b>127 291 096</b>	<b>19 773 533</b>	<b>104 584 066</b>
IDBOA	BENOA/LOLOAN	151 463	792 704	163 768	1 292 223
IDCBW	CELUKAN BAWANG	-	11 000	-	75 260
IDDPS	NGURAH RAI (U)	27 363 228	126 487 392	19 609 765	103 216 583
<b>NUSA TENGGARA BARAT</b>		<b>35 390 641</b>	<b>280 215 986</b>	<b>72 573 420</b>	<b>510 686 176</b>
IDBEN	BENETE	35 385 404	280 205 660	72 559 679	510 598 616
IDLOP	BANDARA UDARA INTERNASIONAL (LOMBOI)	5 237	10 326	13 741	87 560
IDBDS	BADAS SUMBAWA	-	-	-	-
<b>NUSA TENGGARA TIMUR</b>		<b>8 586 558</b>	<b>37 307 736</b>	<b>1 885 059</b>	<b>9 294 849</b>
IDKOE	KUPANG / EL-TARI (U)	-	-	-	-
IDATA	ATAPUPU	7 654 838	33 517 382	1 667 183	8 023 030
IDTEN	TENAU	931 720	3 790 354	217 876	1 271 819
<b>KALIMANTAN BARAT</b>		<b>42 294 206</b>	<b>250 478 530</b>	<b>36 704 808</b>	<b>187 375 513</b>
IDNBF	NANGA BADAU	-	20 092 650	-	10 325 610
IDPON	PONTIANAK	41 662 076	218 286 074	34 809 647	165 068 763
IDPNK	SUPADIO (U)	-	366	-	26 372
IDTKA	TELOK AIR	-	8 980 000	-	777 852
IDSTT	SINTETE	-	-	-	-
IDENT	ENTIKONG	541 940	2 465 281	1 158 111	5 335 788
IDJBB	JAGOIBABANG	90 190	654 159	737 050	5 841 127
<b>KALIMANTAN TENGAH</b>		<b>165 955 496</b>	<b>908 965 793</b>	<b>9 848 072</b>	<b>125 409 691</b>
IDPKN	PANGKALAN BUN	5 312 890	24 136 338	4 484 466	21 513 326
IDKUM	KUMAI	32 278 727	153 825 519	2 575 434	22 792 438
IDSMQ	SAMPIT	111 084 879	633 287 723	2 088 372	76 771 254
IDKKP	KUALA KAPUAS	-	-	-	-
IDPPS	PULANG PISAU	17 279 000	97 715 804	699 800	4 330 969
IDPKY	PANARU-PALANGKARAYA (U)	-	410	-	1 704
<b>KALIMANTAN SELATAN</b>		<b>10 160 318 038</b>	<b>48 346 808 179</b>	<b>388 932 910</b>	<b>2 067 273 269</b>
IDBTW	BATU LICIN (U)	-	-	-	-
IDKBU	KOTABARU (U)	-	-	-	-
IDNPL	NORTH PULAU LAUT	225 495 000	1 004 406 000	7 301 528	40 449 769
IDSTU	SATUI	2 561 578 000	12 670 423 000	66 266 977	344 122 601
IDTAR	TARJUN	31 570 358	495 252 523	5 811 516	214 426 684
IDPUT	PULAU LAUT	730 079 806	2 658 426 110	42 842 242	196 935 615
IDBAN	BANJARMASIN	5 862 760 354	27 433 759 195	246 033 454	1 156 710 489
IDKTB	KOTABARU	565 370 000	2 296 343 410	12 008 117	62 194 587
IDBDJ	SAMSUDIN NOOR (U)	9 520	9 941	26 877	28 561
IDASA	ASAM ASAM	183 455 000	1 788 188 000	8 642 199	52 404 963
<b>KALIMANTAN TIMUR</b>		<b>19 122 391 712</b>	<b>92 895 816 818</b>	<b>1 088 936 107</b>	<b>5 458 363 289</b>
IDKRG	KARIANGAU	104 754	372 055	55 060	1 060 413
IDTNB	TANAH GROGOT	-	-	-	-
IDTBA	TANJUNG BARA, KL	3 870 240 000	21 304 229 000	176 677 607	982 907 948
IDBPP	BALIKPAPAN	1 307 673 776	5 179 218 284	89 617 146	430 086 833
IDSRD	SAMARINDA	6 668 147 210	31 897 218 370	259 460 763	1 324 911 140
IDTRD	TANJUNG REDEP	2 227 760 841	10 937 542 378	80 124 675	407 962 844
IDTGR	PASIR/TANAH GROGOT	-	-	-	-
IDTSG	TANJUNG SANGATA	-	72 918 100	-	2 383 810
IDBPN	SEPINGGAN (U)	112 096	519 256	448 435	1 931 542
IDBEK	BEKAPAI	-	-	-	-
IDBTG	BONTANG	2 631 523 435	11 085 044 175	370 376 286	1 692 261 432
IDSEN	SENIPAH	157 892 600	688 100 700	38 566 524	220 528 253
IDADB	ADANG BAY	2 102 167 000	10 841 936 000	69 552 352	371 991 864
IDSKI	SANGKULIRANG	156 770 000	888 718 500	4 057 259	22 337 211

Tabel 5 : Ekspor Indonesia menurut Propinsi dan Pelabuhan muat  
**Export of Indonesia by Province and Port of loading**

Mei 2016  
**May**

Pelabuhan <b>Code Port</b>	Pelabuhan Muat <b>Port of Exportation</b>	Berat bersih / Net weight (Kg)		Nilai / Value F.O.B. ( U S \$ )	
		Bulan ini <b>Current month</b>	Kumulatif <b>Cum. Jan. to date</b>	Bulan ini <b>Current month</b>	Kumulatif <b>Cum. Jan. to date</b>
(1)	(2)	(3)	(4)	(5)	(6)
<b>KALIMANTAN UTARA</b>		<b>1 199 449 213</b>	<b>6 961 750 893</b>	<b>51 832 493</b>	<b>289 827 196</b>
IDTJS	TANJUNG SELOR	-	271 948 000	-	4 340 405
IDLIN	LINGKAS TARAKAN	792 440 422	4 596 059 299	39 629 960	233 881 780
IDNNX	NUNUKAN	29 660 791	113 814 594	7 142 297	24 706 034
IDBYQ	BUNYU	377 348 000	1 979 929 000	5 060 237	26 898 977
<b>SULAWESI UTARA</b>		<b>84 900 022</b>	<b>484 962 228</b>	<b>90 811 228</b>	<b>389 158 960</b>
IDLIR	LIRUNG	870	1 057	1 305	3 964
IDAMU	AMURANG	15 151 495	82 254 955	17 382 365	64 283 508
IDMND	MANADO	-	1 550 000	-	992 000
IDBIT	BITUNG	68 182 745	399 434 249	71 733 537	320 283 246
IDPET	PETTA	1 550 993	1 551 986	1 227 950	1 239 150
IDMDC	SAM RATULANGI (U)	13 919	169 981	466 071	2 357 091
<b>SULAWESI TENGAH</b>		<b>280 934 098</b>	<b>1 235 171 378</b>	<b>130 980 924</b>	<b>602 471 001</b>
IDBGG	BANGGAI	183 170 335	784 526 784	42 292 797	243 900 623
IDLOL	LOLI	657 130	886 113	162 796	353 390
IDKLD	KOLONEDALE	60 000 000	229 000 000	65 545 320	233 538 776
IDPAT	PANTOLOAN	37 106 633	220 758 481	22 980 010	124 678 213
<b>SULAWESI SELATAN</b>		<b>68 417 830</b>	<b>299 808 314</b>	<b>84 368 732</b>	<b>391 174 371</b>
IDMAK	MAKASSAR	1 476 150	5 035 789	2 045 507	9 622 042
IDUJU	UJUNG Pandang	45 549 002	182 229 243	35 231 563	167 924 203
IDPPO	PALOPO	-	2 349 646	-	1 711 378
IDBKI	BIRING KASSI	6 600 000	46 550 000	430 290	3 115 671
IDUPG	HASANUDDIN (U)	6 623 307	26 608 361	1 636 325	9 519 152
IDBAL	BALANTANG/MALILI	8 169 371	37 035 276	45 025 048	199 281 924
<b>SULAWESI TENGGARA</b>		<b>4 002 437</b>	<b>73 661 096</b>	<b>7 440 756</b>	<b>39 806 321</b>
IDBUW	BAU-BAU	-	55 018 003	-	1 784 500
IDKDR	KENDARI	-	138 328	-	1 030 991
IDPUM	POMALAA	4 002 437	18 504 765	7 440 756	36 990 830
<b>GORONTALO</b>		<b>33 177</b>	<b>8 375 027</b>	<b>9 130</b>	<b>1 269 270</b>
IDGOR	GORONTALO	33 177	8 375 027	9 130	1 269 270
<b>MALUKU</b>		<b>707 000</b>	<b>57 533 753</b>	<b>197 813</b>	<b>10 513 159</b>
IDBUA	BULA	-	56 469 753	-	10 191 021
IDAMB	AMBON	-	350 000	-	30 000
IDLUV	TUAL	707 000	714 000	197 813	292 138
IDAMQ	PATTIMURA/LAHA (U)	-	-	-	-
<b>MALUKU UTARA</b>		-	<b>11 250 397</b>	-	<b>6 897 175</b>
IDTOB	TOBELO	-	850 397	-	442 207
IDPGE	PULAU GEBE	-	10 400 000	-	6 454 968
<b>PAPUA BARAT</b>		<b>267 880 783</b>	<b>2 435 524 527</b>	<b>53 034 050</b>	<b>728 101 510</b>
IDSOR	SORONG	10 692	35 090 058	117 895	11 833 879
IDNTI	BINTUNI, IRIAN JAYA	267 870 091	2 400 434 469	52 916 155	716 267 631
<b>PAPUA</b>		<b>87 447 347</b>	<b>382 861 066</b>	<b>117 311 901</b>	<b>489 227 454</b>
IDBIK	FRANS KASIEPO (U)	-	2 073	-	2 303 910
IDJYP	JAYAPURA	3 884	51 079	20 864	99 237
IDZRI	SERUI	4 731 243	30 784 530	2 698 518	16 632 579
IDTIM	AMAMAPARE	78 000 000	327 400 000	110 723 209	449 314 744
IDDJJ	JAYAPURA / SENTANI (U)	-	-	-	-
IDBXD	BADE, IRIAN JAYA	4 712 220	24 623 384	3 869 310	20 876 984
<b>Total Ekspor</b>		<b>40 622 301 548</b>	<b>200 452 843 971</b>	<b>11 514 324 050</b>	<b>56 592 827 873</b>

# DATA

MENCERDASKAN BANGSA

<http://www.bps.go.id>



**BADAN PUSAT STATISTIK**  
**BPS-Statistics Indonesia**

Jl. dr. Sutomo No. 6-8 Jakarta 10710  
Telp : (021) 3841195, 3842508, 3810291-4, Fax : (021) 3857046  
Homepage : <http://www.bps.go.id> E-mail : [bpsHQ@bps.go.id](mailto:bpsHQ@bps.go.id)

