



Katalog/Catalog: 8202019

BULETIN
STATISTIK PERDAGANGAN LUAR NEGERI
FOREIGN TRADE STATISTICAL BULLETIN

EKSPOR/EXPORTS

MENURUT HARMONIZED SYSTEM
BY HARMONIZED SYSTEM

SEPTEMBER 2016



BADAN PUSAT STATISTIK
BPS-Statistics Indonesia

BULETIN
STATISTIK PERDAGANGAN LUAR NEGERI
FOREIGN TRADE STATISTICAL BULLETIN

EKSPOR/*EXPORTS*

MENURUT *HARMONIZED SYSTEM*
BY HARMONIZED SYSTEM

SEPTEMBER 2016



Buletin Statistik Perdagangan Luar Negeri
Foreign Trade Statistical Bulletin

EKSPOR / EXPORTS

Menurut Harmonized System September 2016

By Harmonized System September 2016

ISSN : 2252-8563

No. Publikasi / Publication Number : 06110.1644

Katalog / Catalog: 8202019

Ukuran Buku / Book Size : 21 cm x 29 cm

Jumlah Halaman / Total Pages : xii + 193 Halaman / Pages

Naskah / Manuscript :

Subdirektorat Statistik Ekspor

Sub-directorate of Export Statistics

Gambar Kulit / Cover Design :

Subdirektorat Publikasi dan Kompilasi Statistik

Sub-directorate of Statistical Publication and Compilation

Diterbitkan oleh / Published by :

© Badan Pusat Statistik / BPS-Statistics Indonesia

Dicetak oleh / Printed by :

CV Josevindo

**Dilarang mengumumkan, mendistribusikan, mengomunikasikan dan/atau
menggandakan sebagian atau seluruh isi buku ini tanpa izin tertulis dari Badan Pusat
Statistik**

*Prohibited to announce, distributed, communicate, and / or copy part or all of this book
for commercial purpose without permission from BPS-Statistics Indonesia*

KATA PENGANTAR

Buletin Statistik Perdagangan Luar Negeri Ekspor yang diterbitkan secara bulanan memuat data ekspor berupa Berat Bersih dan Nilai FOB menurut 21 kelompok penggolongan barang, *Harmonized System* (HS) 2 digit, HS 10 digit, Negara Tujuan Ekspor, serta Provinsi dan Pelabuhan Muat dari bulan Januari tahun 2016.

Buletin ini juga menyajikan perbandingan, pertumbuhan dan peranan serta data pokok yang cukup menonjol atau yang mengalami perubahan yang signifikan. Diharapkan dengan adanya informasi semacam ini, para pengguna data ekspor dapat melihat dan mengikuti perkembangan ekspor secara garis besar.

Kepada para pengguna data, saran dan kritik yang bersifat konstruktif demi penyempurnaan publikasi ini, sangat diharapkan. Dengan demikian usaha BPS untuk meningkatkan pelayanan dan pemasyarakatan statistik (khususnya data Statistik Ekspor) dapat dilaksanakan secara baik dan berkesinambungan.

Jakarta, November 2016

Kepala Badan Pusat Statistik



Suhariyanto

ISI / CONTENT

	Halaman / Page
Kata Pengantar / Preface.....	iii
Isi / Content.....	iv
Ringkasan / Highlight.....	v – xi
Tabel / <i>Table</i> 1. Ekspor Indonesia Menurut 21 Golongan Barang <i>Export of Indonesia by 21 Commodity Group.....</i>	1
Tabel / <i>Table</i> 2. Ekspor Indonesia Menurut Kode HS 2 digit <i>Export of Indonesia by 2 digits of HS Code.....</i>	2 - 4
Tabel / <i>Table</i> 3. Ekspor Indonesia Menurut Komoditi (Kode HS 10 digit) <i>Export of Indonesia by Commodity (10 digits of HS Code).....</i>	5 – 184
Tabel / <i>Table</i> 4. Ekspor Indonesia Menurut Negara Tujuan <i>Export of Indonesia by Country of Destination.....</i>	185 – 188
Tabel / <i>Table</i> 5. Ekspor Indonesia Menurut Provinsi dan Pelabuhan Muat <i>Export of Indonesia by Province and Port of Loading...</i>	189 - 193

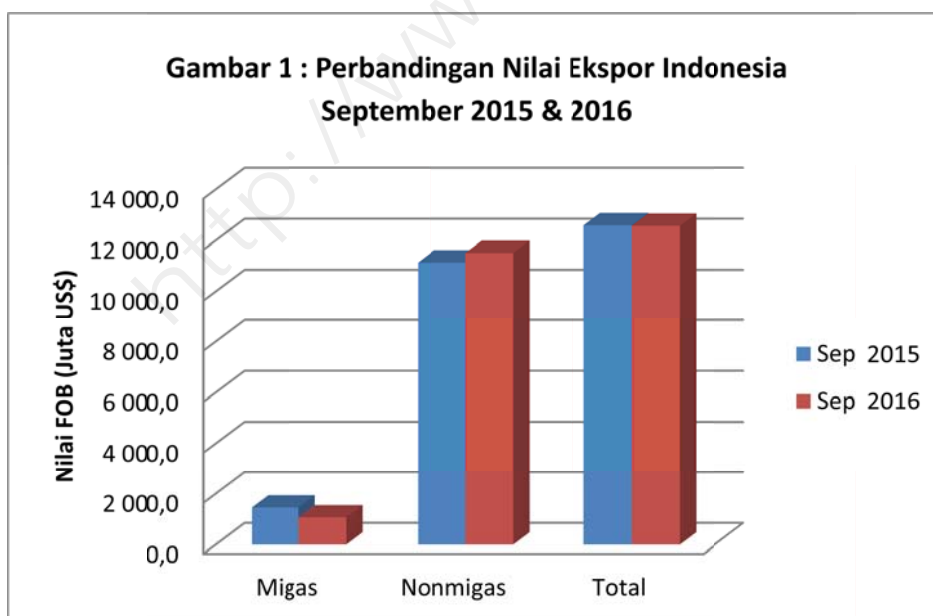
RINGKASAN

Ekspor Indonesia pada bulan September 2016 mencapai nilai US\$12.568,5 juta dengan volume 44.141,8 ribu ton, yang terdiri dari US\$1.061,5 juta hasil ekspor minyak dan gas bumi dan US\$11.507,0 juta hasil ekspor komoditi nonmigas.

Dibandingkan periode yang sama tahun 2015, nilai ekspor turun US\$19,9 juta, karena adanya penurunan ekspor dari kelompok migas sebesar US\$392,1 juta atau turun 26,97 persen dibanding nilai ekspor September 2015, sedangkan ekspor

nonmigas mengalami peningkatan mencapai US\$372,2 juta.

Dengan demikian, dapat dilihat bahwa penerimaan dari sektor migas masih belum optimal sehingga masih perlu ditingkatkan produktivitasnya, sedangkan sektor nonmigas sudah mulai menampakkan peningkatan secara perlahan. Untuk harga minyak mentah Indonesia pada bulan September 2016 sebesar US\$42,17 per barelnya, turun sebesar US\$0,96 per barel dibandingkan bulan September 2015.

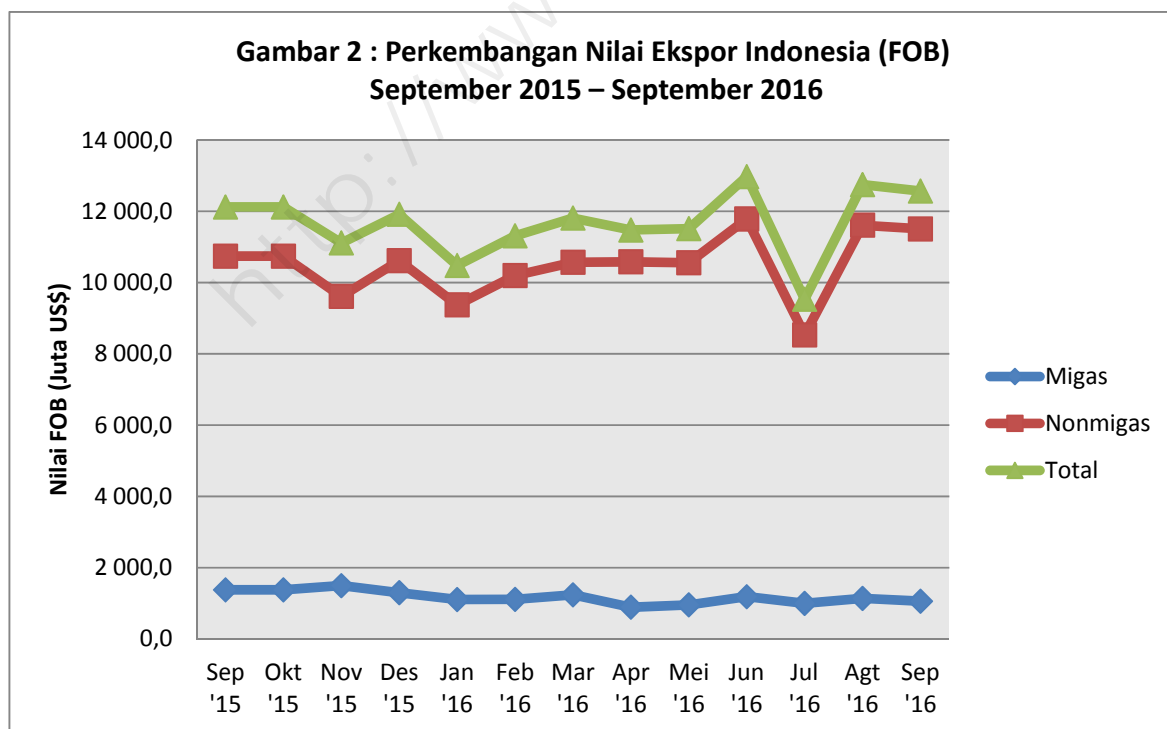


Sumber data : dokumen PEB, dokumen PT POS, catatan instansi lain, survei perdagangan lintas batas laut

Pada Gambar 1 ditampilkan perbandingan nilai ekspor periode September 2015 dan 2016. Sedangkan trend perkembangannya dari bulan September 2015 sampai dengan September 2016 disajikan pada Gambar 2. Nilai ekspor kelompok migas pada September 2015 senilai US\$1.453,6 juta yang terdiri dari minyak mentah, hasil minyak dan gas masing-masing senilai US\$590,3 juta, US\$107,7 juta dan US\$755,6 juta. Sedangkan pada September 2016 untuk kelompok migas secara keseluruhan memberikan sumbangan nilai ekspor sebesar US\$1.061,5 juta atau mengalami penurunan sebesar US\$392,1 juta dibandingkan dengan

periode yang sama tahun 2015 dengan rincian minyak mentah US\$428,0 juta, hasil minyak US\$79,0 juta dan gas US\$554,5 juta.

Nilai ekspor untuk kelompok nonmigas yang terdiri dari hasil pertanian, hasil industri pengolahan serta hasil tambang dan lainnya pada bulan September 2015 masing-masing US\$375,0 juta, US\$9.187,1 juta, dan US\$ 1.572,7 juta. Sementara itu pada periode September 2016 masing-masing mencapai US\$352,4 juta, US\$9.466,6 juta, dan US\$1.688,0 juta.



Sumber data : dokumen PEB, dokumen PT POS, catatan instansi lain, survei perdagangan lintas batas laut

Nilai ekspor Indonesia September 2016 mencapai US\$12,57 miliar atau turun sebesar 1,41 persen dibanding ekspor Agustus 2016, dan turun sebesar 0,16 persen dibanding ekspor September 2015.

Menurut sektor, ekspor hasil industri pengolahan September 2016 naik sebesar 3,04 persen dibanding ekspor hasil industri pengolahan periode yang sama tahun 2015, demikian juga ekspor hasil tambang & lainnya naik sebesar 7,33 persen, sedangkan ekspor hasil pertanian turun sebesar 6,02 persen.

Ekspor nonmigas September 2016 mencapai US\$11,51 miliar atau turun sebesar 0,88 persen dibanding nilai ekspor nonmigas Agustus 2016, dan naik 3,34 persen dibanding ekspor nonmigas September 2015.

Dipandang dari negara tujuan ekspor utama (Tabel A) ekspor ke Tiongkok September 2016 mencapai angka terbesar yaitu US\$1,45 miliar, disusul Jepang US\$1,40 miliar dan Amerika Serikat US\$1,38 miliar, dengan kontribusi ketiganya mencapai 33,65 persen. Untuk negara utama yang mengalami peningkatan nilai ekspor antara lain Tiongkok dengan peningkatan sebesar US\$298,4 juta, India dengan peningkatan sebesar US\$151,7 juta dan

Malaysia dengan peningkatan sebesar US\$80,2 juta. Untuk ekspor ke Uni Eropa (27 negara) sebesar US\$1,22 miliar, naik tipis (sebesar US\$6,9 juta) dibandingkan dengan nilai ekspor pada periode yang sama tahun 2015.

Dari Tabel A juga terlihat bahwa sebagian negara tujuan utama ekspor mengalami penurunan nilai. Penurunan terbesar yaitu ekspor ke Perancis dengan persentase penurunan 72,42 persen, Jepang dengan persentase 10,59 persen dan Singapura dengan persentase 12,12 persen.

Pada Tabel B ekspor golongan barang HS 2 digit utama terlihat bahwa sebagian nilai ekspor mengalami penurunan dan sebagian mengalami peningkatan. Penurunan ekspor golongan barang HS 2 digit utama September 2016 terbesar terjadi pada bahan bakar mineral sebesar US\$318,8 juta, sementara produk bahan bakar mineral merupakan komoditi ekspor pertama terbesar pada September 2016 dan 2015. Sedangkan peningkatan terbesar terjadi pada mesin-mesin/pesawat mekanik sebesar US\$81,0 juta yang merupakan komoditi terbesar ke-5 untuk ekspor September 2016 dan terbesar ke-7 untuk ekspor September 2015.

Berdasarkan Tabel C total ekspor Indonesia menurut provinsi pelabuhan muat, ekspor Indonesia terbesar pada periode September 2016 berasal dari DKI Jakarta dengan nilai US\$4,14 miliar (32,95 persen), diikuti Jawa Timur sebesar US\$1,42 miliar

(11,26 persen) dan Riau sebesar US\$1,20 miliar (9,56 persen).

**Tabel A : Total Ekspor Indonesia Menurut Negara Tujuan Utama
September 2016 dan Jan-Sep 2015 dan 2016**

Negara Tujuan	Nilai FOB (Juta US\$)				Perubahan Sep'16 thd Sep'15 (Juta US\$)
	September 2015	September 2016	Jan-Sep 2015	Jan-Sep 2016	
ASEAN	2 869,8	2 958,5	25 704,7	24 004,4	88,7
1 Singapura	1 083,6	952,2	9 682,2	8 278,0	-131,4
2 Malaysia	557,4	637,6	5 968,1	5 121,4	80,2
3 Thailand	487,4	466,3	4 286,8	3 955,0	-21,1
ASEAN Lainnya	741,5	902,5	5 767,5	6 649,9	161,0
UNI EROPA	1 212,0	1 218,9	11 236,2	10 425,8	6,9
4 Germany, Fed. Rep. of	209,8	238,2	2 010,1	1 935,7	28,4
5 France	280,7	77,4	731,6	643,3	-203,3
6 United Kingdom	151,1	166,1	1 168,7	1 183,8	15,0
Uni Eropa Lainnya	570,4	737,2	7 325,8	6 663,0	166,8
NEGARA UTAMA LAINNYA	6 346,9	6 434,8	59 118,9	52 156,1	87,9
7 China	1 155,8	1 454,3	11 158,4	11 000,5	298,4
8 Japan	1 560,8	1 395,4	13 692,8	11 784,6	-165,3
9 United States	1 347,1	1 379,6	12 332,2	11 907,0	32,5
10 India	837,2	988,9	8 946,6	7 115,1	151,7
11 Australia	435,5	340,0	2 886,7	2 537,8	-95,6
12 Korea, Republic Of	564,3	533,4	5 991,4	5 092,6	-30,8
13 Taiwan	446,2	343,2	4 110,8	2 718,5	-103,0
Total 13 Negara Tujuan Utama Lainnya	9 116,9	8 972,5	82 966,5	73 273,4	-144,3
Total Ekspor Indonesia	12 588,4	12 568,5	115 205,3	104 414,9	-19,9

Sumber data : dokumen PEB, dokumen PT POS, catatan instansi lain, survei perdagangan lintas batas laut

Pada Tabel 1 disajikan ekspor menurut 21 golongan barang HS. Disini terlihat bahwa perolehan devisa terbesar pada bulan September 2016 dari kelompok golongan barang V (Produk mineral) dengan nilai US\$2.768,9 juta atau sekitar 22,03 persen dari total ekspor, kelompok golongan barang III (Lemak, Minyak, Malam Nabati/Hewani) dengan nilai US\$1.509,9 juta atau sekitar 12,01 persen, serta kelompok golongan barang XVI (Mesin & Perlengkapan Elektris) senilai US\$1.285,3 juta atau sekitar 10,23 persen.

Dibandingkan periode yang sama tahun sebelumnya, produk mineral mengalami penurunan 8,88 persen; sedangkan lemak, minyak, malam nabati/hewani mengalami peningkatan 4,92 persen; demikian pula mesin dan perlengkapan elektris meningkat sebesar 5,04 persen.

Pada Tabel 2 disajikan ekspor menurut HS 2 digit. Nilai ekspor yang mengalami pertumbuhan terbesar untuk bulan September 2016 dibandingkan dengan nilai ekspor September 2015 antara lain HS 86 (*railway and tramway locomotive, mechanical traffic*) dengan tingkat pertumbuhan 1.671,79 persen dan nilai ekspor US\$28,5 juta; kemudian HS 51 (*wool, fine or coarse animal hair, horse hair*

yarn, woven fabrics) yang tumbuh positif 679,20 persen dengan nilai ekspor US\$0,4 juta. Selanjutnya HS 37 (*photographic and cinematographic goods*) tumbuh mencapai 222,55 persen dan memiliki nilai ekspor mencapai US\$0,3 juta, kemudian HS 91 (*clocks and watches and parts thereof*) dengan tingkat pertumbuhannya sebesar 120,74 persen dan nilai ekspor mencapai US\$2,0 juta, serta HS 66 (*umbrellas, walking sticks*) dengan tingkat pertumbuhan mencapai 112,24 persen dengan nilai ekspor mencapai US\$60.388.

Adapun jenis barang yang mengalami penurunan antara lain HS 93 (*arms and ammunition; parts and accessories thereof*) dengan penurunan ekspor 99,44 persen dengan nilai ekspor US\$74; kemudian HS 10 (*cereals*) yang mengalami penurunan mencapai 80,45 persen dengan total nilai ekspor mencapai US\$1,4 juta; selanjutnya HS 53 (*other vegetablee textile fibres*) dengan penurunan ekspor 53,86 persen dengan nilai ekspor US\$0,6 juta; diikuti HS 58 (*special woven fabrics*) yang mengalami penurunan ekspor 38,73 persen dengan nilai ekspor sebesar US\$5,7 juta, dan HS 99 (*postal packages, parcels and returned goods*) yang mengalami penurunan ekspor 38,15 persen dengan nilai ekspor sebesar US\$2,2 juta.

**Tabel B : Total Ekspor Golongan Barang HS2 Dijit Utama
September 2016, Januari – September 2015 dan 2016**

Golongan Barang (HS)	Nilai FOB (Juta US\$)				Perubahan Sep'16 thd Sep'15 (Juta US\$)
	September 2015	September 2016	Jan-Sep 2015	Jan-Sep 2016	
1 Bahan bakar mineral (27)	2 649,6	2 330,8	26 944,3	19 793,3	-318,8
2 Lemak & minyak hewan/nabati (15)	1 439,1	1 509,9	14 056,6	12 089,4	70,8
3 Mesin/peralatan listrik (85)	780,8	761,5	6 435,0	6 018,0	-19,3
4 Perhiasan dan permata (71)	559,3	400,6	4 619,1	5 350,5	-158,7
5 Kendaraan dan Bagiannya (87)	559,4	542,5	4 221,7	4 258,8	-16,9
6 Mesin-mesin/Pesawat Mekanik (84)	442,8	523,8	3 977,1	4 103,8	81,0
7 Karet dan Barang dari karet (40)	507,3	517,3	4 583,0	4 101,4	9,9
8 Alas kaki (64)	319,1	341,3	3 295,5	3 378,9	22,1
9 Pakaian jadi bukan rajutan (62)	330,6	313,8	3 001,7	2 954,2	-16,8
10 Kayu dan barang dari kayu (44)	343,5	328,8	3 017,9	2 847,4	-14,7
Total 10 Golongan Barang	7 931,5	7 570,2	74 151,8	64 895,6	-361,3
Lainnya	4 656,9	4 998,3	41 053,5	39 519,3	341,4
Total Ekspor Indonesia	12 588,4	12 568,5	115 205,3	104 414,9	-19,9

Sumber data : dokumen PEB, dokumen PT POS, catatan instansi lain, survei perdagangan lintas batas laut

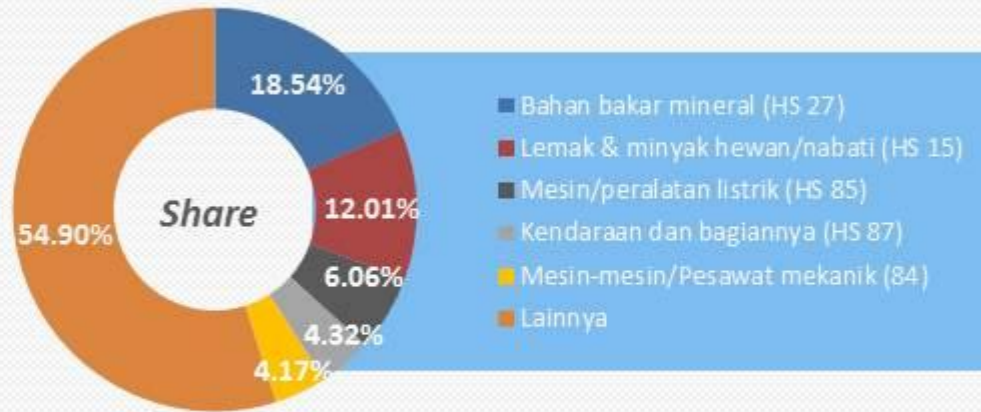
**Tabel C : Total Ekspor Indonesia Menurut Pelabuhan Muat Utama Tiap Provinsi
Bulan September 2016 (Juta US\$)**

Provinsi	Nilai Fob (Juta US\$)	Pelabuhan Muat	Nilai Fob (Juta US\$)
ACEH	0,7	BLANG LANCANG (ARUN)	0,0
SUMATERA UTARA	731,8	BELAWAN	607,7
SUMATERA BARAT	161,0	PADANG/TL.BAYUR	161,0
RIAU	1 201,0	DUMAI	973,8
JAMBI	88,3	JAMBI	53,9
SUMATERA SELATAN	159,5	MUSI RIVER/BOOM BARU	141,4
BENGKULU	5,7	PULAU BAAI	5,7
LAMPUNG	260,1	PANJANG	168,3
KEPULAUAN BANGKA BELITUNG	181,9	PANGKAL BALAM	115,6
KEPULAUAN RIAU	955,5	BATU AMPAR	343,8
DKI JAKARTA	4 141,1	TANJUNG PRIOK	3 539,1
JAWA BARAT	29,2	CINTA, JAVA	11,6
JAWA TENGAH	431,0	TANJUNG EMAS	420,5
DI YOGYAKARTA	1,1	ADI SUCIPTO (U)	1,1
JAWA TIMUR	1 415,2	TANJUNG PERAK	1 143,1
BANTEN	95,1	TANJUNG LENENG	47,2
BALI	20,0	NGURAH RAI (U)	19,8
NUSA TENGGARA BARAT	142,2	BENETE	142,2
NUSA TENGGARA TIMUR	2,2	ATAPUPU	1,6
KALIMANTAN BARAT	77,5	PONTIANAK	41,0
KALIMANTAN TENGAH	8,4	SAMPIT	1,4
KALIMANTAN SELATAN	468,9	BANJARMASIN	235,5
KALIMANTAN TIMUR	1 116,0	BONTANG	302,5
KALIMANTAN UTARA	72,8	LINGKAS TARAKAN	42,7
SULAWESI UTARA	65,6	BITUNG	55,7
SULAWESI TENGAH	187,4	PANTOLOAN	24,6
SULAWESI SELATAN	110,5	BALANTANG/MALILI	57,3
SULAWESI TENGGARA	10,9	POMALAA	10,9
GORONTALO	0,8	GORONTALO	0,8
SULAWESI BARAT	-	MAMUJU	-
MALUKU	0,0	BULA	0,0
MALUKU UTARA	0,0	TOBELO	0,0
PAPUA BARAT	146,2	BINTUNI, IRIAN JAYA	134,3
PAPUA	280,6	AMAMAPARE	276,6
Total Ekspor Indonesia	12 568,5	Total Pelabuhan Utama	9 080,7

Sumber data : dokumen PEB, dokumen PT POS, catatan instansi lain, survei perdagangan lintas batas laut

EKSPOR INDONESIA MENURUT HARMONIZED SYSTEM

SEPTEMBER 2016



EKSPOR KE BEBERAPA NEGERA UTAMA



Ekspor Indonesia ke tiga negara tujuan utama (Tiongkok, Jepang, dan Amerika Serikat) pada September 2016 mencapai 33,65 persen dari keseluruhan ekspor Indonesia

EKSPOR DARI BEBERAPA PELABUHAN UTAMA

Total Ekspor September 2016 = US\$12,57 miliar



Tabel 1 : Ekspor Indonesia menurut 21 Golongan Barang

Export of Indonesia by 21 Commodity Group

September 2016

September

Golongan Section	Uraian golongan barang Group description	Berat bersih / Net weight (Kg)		Nilai / Value F.O.B. (U S \$)	
		Bulan ini Current month	Kumulatif Cum. Jan. to date	Bulan ini Current month	Kumulatif Cum. Jan. to date
(1)	(2)	(3)	(4)	(5)	(6)
I	Binatang Hidup; Produk Hewani <i>Live Animals; Animal Product</i>	62 570 755	548 662 162	278 248 550	2 316 737 807
II	Produk Nabati <i>Vegetable Products</i>	345 938 002	2 638 824 110	338 964 912	2 202 048 448
III	Lemak, Minyak, Malam Nabati/hewani <i>Fats, Oils, Waxes Of Animal/Vegetable</i>	2 004 232 160	18 248 082 288	1 509 887 356	12 089 393 813
IV	Olahan Makanan, minuman, Minuman Keras, Tembakau <i>Prepared Foodstuffs, Beverages, Spirits And Tobacco</i>	615 099 085	4 866 270 707	556 850 240	4 473 676 670
V	Produk Mineral <i>Mineral Products</i>	37 607 781 368	317 563 664 667	2 768 887 895	22 430 195 882
VI	Produk Industri Kimia atau Produk Industri Terkait <i>Products of Chemical or Allied Industries</i>	927 931 582	8 004 075 757	805 841 497	6 651 777 363
VII	Plastik, Karet, dan Barang-barang Daripadanya <i>Plastics, Rubber And Articles There of</i>	440 636 736	3 559 341 989	719 922 412	5 755 182 549
VIII	Kulit, Kulit Samak dan Barang Daripadanya <i>Raw Hides, Skins, Leather And Articles There of</i>	1 974 899	18 022 766	39 561 936	326 954 109
IX	Kayu dan Barang dari Kayu, Barang Anyaman, dll <i>Wood And Its Articles, Wickerwork, etc</i>	504 771 946	4 178 049 143	333 713 483	2 899 719 867
X	Pulp, Kertas dan Barang Daripadanya <i>Pulp, Paper And Articles There of</i>	634 214 368	5 662 939 226	413 347 466	3 746 149 698
XI	Tekstil dan Barang Tekstil <i>Textiles & Textile Articles</i>	178 484 261	1 672 623 443	983 617 732	8 939 517 982
XII	Alas Kaki, Payung, Bunga Tiruan, dll <i>Footwear, Umbrellas, Artificial Flowers, etc</i>	18 719 616	190 877 408	379 593 822	3 693 836 540
XIII	Barang dari Batu, Semen, Mika, Keramik, Kaca, dll <i>Articles of Stone, Cement, Mica, Ceramic, Glass, etc</i>	117 176 765	966 297 181	73 656 874	597 713 446
XIV	Mutiara, Batu Mulia/Semi Mulia, Logam Mulia/Semi Mulia, dll <i>Pearls, Precious/semi-precious Stones, Precious/semi-precious Metal, etc</i>	170 730	2 150 622	400 648 246	5 350 495 600
XV	Logam Tidak Mulia dan Barang Daripadanya <i>Base Metals And Articles There of</i>	294 528 774	2 751 316 593	775 932 464	5 327 146 574
XVI	Mesin dan Perlengkapan Elektris, serta Aksesoris dari Barang Tersebut <i>Machinery, Electrical Equipments and Accessories of Such Articles</i>	99 025 895	836 560 044	1 285 272 043	10 121 720 932
XVII	Kendaraan, Pesawat Terbang, Kapal dll <i>Vehicles, Aircraft, Vessels, etc</i>	111 046 622	726 659 381	592 696 511	4 772 967 672
XVIII	Alat Optis, Fotografi, Musik, Jam dll <i>Optical, Photographic, Musical Instruments, Watches, etc</i>	7 068 351	57 375 261	98 500 013	828 595 297
XIX	Senjata dan Amunisi; Bagian dan Aksesorisnya <i>Arms And Amunition; Parts & Accesories</i>	1	479	74	7 970
XX	Bermacam-macam Barang Hasil Pabrik <i>Miscellaneous Manufactures Articles.</i>	52 076 187	463 280 228	210 481 789	1 857 692 154
XXI	Karya Seni, Barang Kolektor dan Barang Antik <i>Works Of Art, Collectors, Pieces and Antiques</i>	118 336 892	1 161 618 917	2 878 823	33 358 604
	Total Ekspor	44 141 784 993	374 116 692 374	12 568 504 138	104 414 888 977

Tabel 2 : Ekspor Indonesia menurut kode HS 2 digit

Exsपोर्ट of Indonesia by 2 Digits of HS Code

September 2016

September

HS	Uraian golongan barang Group description	Berat bersih / Net weight (Kg)		Nilai / Value F.O.B. (U S \$)	
		Bulan ini Current month	Kumulatif Cum. Jan. to date	Bulan ini Current month	Kumulatif Cum. Jan. to date
(1)	(2)	(3)	(4)	(5)	(6)
01	Live animals	2 342 894	20 469 767	4 634 640	41 955 177
02	Meat and edible meat offal	293 592	3 075 727	1 648 113	15 554 690
03	Fish and crustaceans, Molluscs and other aquatic invertebrates	56 460 289	494 154 139	247 798 473	2 091 807 649
04	Dairy products, bird's eggs; natural honey, edible products of animal origin,	2 134 206	18 799 245	22 537 279	154 313 960
05	Products of animal origin, not elsewhere specified or included	1 339 774	12 163 284	1 630 044	13 106 331
06	Live trees and other plants; bulbs, roots and the like; cut flowers and ornamental foliage	1 174 615	7 810 100	1 927 311	15 046 261
07	Edible vegetables and certain roots and tubers	23 582 190	108 676 206	17 730 357	62 195 599
08	Edible fruits and nuts; peel of citrus fruit or melons	79 358 377	662 449 541	61 062 460	489 722 265
09	Coffee, tea, mate, and spices	69 571 979	418 482 334	204 082 874	1 245 176 353
10	Cereals	6 189 700	29 860 245	1 405 549	8 863 940
11	Products of the milling industry; malt, starches; inulin; wheat gluten	10 192 002	86 695 900	4 375 015	39 407 235
12	Oil seeds and oleaginous fruits; grains, seed, and fruits; industrial or medical plants; straw and fodder	33 139 961	412 744 852	32 483 813	209 085 943
13	Lac; gums; resins and other vegetable saps and extracts	3 685 907	37 596 279	6 638 191	62 487 078
14	Vegetable plaiting materials; vegetable products	119 043 270	874 508 653	9 259 342	70 063 775
15	Animal or vegetable oils/fats and their cleavage products; prepared edible fats; animal or vegetable waxes	2 004 232 160	18 248 082 288	1 509 887 356	12 089 393 813
16	Preparations of meat/fish/crustaceans/molluscs or other aquatic invertebrates	12 589 876	117 143 352	80 930 011	717 980 685
17	Sugar and sugar confectionery	107 689 983	360 045 705	30 206 681	160 486 819
18	Cocoa and cocoa preparations	28 054 297	240 568 674	116 474 194	895 164 711
19	Preparations of cereals, flour, starch or milk; pastrycooks' products	33 263 337	255 034 917	78 532 177	560 537 243
20	Preparations of vegetables, fruits, nuts or other part of plants	15 492 775	112 431 419	22 866 819	162 942 964
21	Miscellaneous edible preparations	30 318 725	279 654 171	80 125 820	705 555 071
22	Beverages, spirit, and vinegar	26 164 483	195 896 535	17 211 764	130 407 193
23	Residues and waste from the food industries	350 659 287	3 213 700 197	42 831 739	394 239 255
24	Tobacco and manufactured tobacco substitutes	10 866 324	91 795 738	87 671 033	746 362 728
25	Salts; sulphur; earths and stone; plastering materials, lime and cement	966 053 287	10 615 723 707	12 216 828	117 113 118
26	Ores, slag, and ash	652 578 561	4 604 981 252	425 875 080	2 519 799 661
27	Mineral fuels, mineral oils and products of their distillation; bituminous substances; mineral waxes	35 989 149 520	302 342 959 709	2 330 795 987	19 793 283 102
28	Inorganic chemicals	188 611 851	1 349 679 739	52 066 184	429 339 105
29	Organic chemicals	250 207 417	2 037 892 829	221 780 915	1 682 192 641
30	Pharmaceutical products	1 908 936	14 904 826	53 745 163	422 342 254
31	Fertilizers	101 538 170	921 990 155	22 900 931	218 811 051
32	Tanning or dyeing extracts, tannins and their derivatives; dyes, pigments and other colouring matter; paints and varnishes; putty and other mastics; ink	10 723 589	92 136 455	42 383 272	365 193 752
33	Essential oils and resinoids; perfumery, cosmetic or toilet preparation	8 750 581	73 635 574	62 911 027	506 579 115
34	Soap, organic surface-active agents, washing, and lubricating preparation	79 830 833	783 354 612	77 710 442	666 526 572
35	Albuminoidal substances; modified starches; glues; enzymes	1 935 360	15 875 489	4 445 783	39 337 488
36	Explosives; pyrotechnic products; matches; pyrophoric alloys; certain combustible preparations	942 044	5 553 751	1 281 105	7 547 119
37	Photographic and cinematographic goods	42 241	324 689	327 866	2 800 275
38	Miscellaneous chemical products	283 440 561	2 708 727 638	266 288 809	2 311 107 991
39	Plastics and articles thereof	138 046 401	1 126 125 432	202 658 752	1 653 769 354
40	Rubber and articles thereof	302 590 335	2 433 216 557	517 263 660	4 101 413 195
41	Raw hides, skins (other than furskins), and leather	329 677	2 814 756	9 048 975	75 203 978
42	Articles of leather; saddlery and harness; travel goods, handbags and similar containers	1 624 593	15 085 775	30 416 745	250 716 710
43	Furskins and artificial fur; manufactures thereof	20 629	122 235	96 216	1 033 420
44	Wood and articles of wood; wood charcoal	503 436 063	4 163 557 298	328 764 761	2 847 355 227
45	Cork and articles of cork	2 194	83 630	8 509	133 424
46	Manufactured of straw or other plaiting materials; basketware and wickerwork	1 333 689	14 408 216	4 940 214	52 231 216

Tabel 2 : Ekspor Indonesia menurut kode HS 2 digit

Exsपोर्ट of Indonesia by 2 Digits of HS Code

September 2016

September

HS	Uraian golongan barang Group description	Berat bersih / Net weight (Kg)		Nilai / Value F.O.B. (U S \$)	
		Bulan ini Current month	Kumulatif Cum. Jan. to date	Bulan ini Current month	Kumulatif Cum. Jan. to date
(1)	(2)	(3)	(4)	(5)	(6)
47	Pulp of wood or of other fibrous cellulosic material; recovered (waste and scrap)paper or paperboard	283 242 008	2 616 471 874	115 005 644	1 160 322 637
48	Paper and paperboard; articles of paper pulp or of paper/paperboard	350 077 988	3 039 212 365	293 950 639	2 561 331 019
49	Printed books, newspapers, pictures, and other products of the printing industry	894 372	7 254 986	4 391 184	24 496 042
50	Silk	28	40 356	50	37 294
51	Wool, fine or coarse animal hair; horse hair yarn, woven fabrics of pa	14 812	877 438	391 007	1 850 833
52	Cotton	24 567 986	215 371 309	73 605 279	590 745 551
53	Other vegetable textile fibres; paper yarns and woven fabrics of paper yarn	2 272 024	24 684 637	579 676	6 411 749
54	Man-made filaments	25 143 291	240 977 774	75 964 184	760 230 968
55	Man-made staple fibres	71 610 985	719 463 028	165 683 899	1 552 756 225
56	Wadding, felt, and non-wovens; special yarn; twine, cordage, ropes and cables and articles thereof	3 536 044	27 832 405	15 607 212	125 249 332
57	Carpets and other textile floor coverings	2 134 150	17 861 887	7 313 363	54 726 821
58	Special woven fabrics; tufted textile fabrics; lace; tapestries; embroidery	386 972	3 699 046	5 716 917	60 925 099
59	Impregnated, coated, covered or laminated textile fabrics	2 858 226	26 184 849	11 186 939	101 042 679
60	Knitted or crocheted fabrics	1 620 719	12 450 155	9 071 451	74 440 782
61	Articles of apparel and clothing accessories, knitted or crocheted	22 128 130	188 030 570	277 966 685	2 454 537 404
62	Articles of apparel and clothing accessories, not knitted or crocheted	16 592 228	147 523 155	313 755 168	2 954 190 876
63	Other made up textile articles; sets; worn clothing and worn textile articles; rags	5 618 666	47 626 833	26 775 901	202 372 369
64	Footwear, gaiters and the like; parts of such articles	17 152 066	177 115 207	341 282 477	3 378 868 649
65	Headgear and parts thereof	374 342	3 397 913	2 593 565	30 080 702
66	Umbrellas, walking sticks, seat-sticks, whips, riding-crops and parts thereof	9 123	177 965	60 388	1 284 261
67	Prepared feathers and articles; artificial flowers; articles of human hair	1 184 084	10 186 324	35 657 392	283 602 927
68	Articles of stone, plaster, cement, asbestos, mica or similar material	29 120 161	227 457 782	11 859 826	105 778 361
69	Ceramic products	30 387 367	272 678 472	30 351 500	248 281 042
70	Glass and glassware	57 669 238	466 160 927	31 445 547	243 654 043
71	Natural and cultured pearls, precious/semi precious stones, and precious metal, and articles thereof, imitation jewellery; coin	170 730	2 150 622	400 648 246	5 350 495 600
72	Iron and steel	183 887 371	1 790 636 693	168 412 764	1 226 650 419
73	Articles of iron and steel	37 461 775	441 350 598	194 667 675	1 354 474 007
74	Copper and articles thereof	27 415 709	231 596 027	128 151 175	1 097 041 362
75	Nickel and articles thereof	8 872 966	72 470 195	58 988 552	412 403 650
76	Aluminium and articles thereof	23 348 284	127 756 974	50 971 321	298 685 386
78	Lead and articles thereof	1 172 389	5 094 891	2 477 512	9 696 039
79	Zinc and articles thereof	787 212	5 637 232	1 093 877	6 887 979
80	Tin and articles thereof	8 034 620	44 833 662	153 203 460	765 196 365
81	Other base metal; cermets; and articles thereof	104 184	521 286	801 940	7 028 338
82	Tools, implements, cutlery, spoon and forks, of base metal and parts thereof	460 098	5 063 668	5 454 197	54 385 720
83	Miscellaneous articles of base metal	2 984 166	26 355 366	11 709 991	94 697 309
84	Nuclear reactors, boilers, machinery and mechanical appliances; parts thereof	52 638 279	455 758 688	523 786 798	4 103 750 801
85	Electrical machinery and equipments; sound recorders/reproducers, visual	46 387 615	380 801 356	761 485 245	6 017 970 131
86	Railway and tramway locomotive, mechanical traffic, and all kinds thereof	2 635 046	9 321 986	28 464 299	79 533 438
87	Vehicles other than railway/tramway, and parts and accessories thereof	61 367 397	505 540 691	542 511 220	4 258 845 041
88	Aircraft and its components	69 741	530 766	8 237 716	64 960 070
89	Ships, boat, and floating structures	46 974 438	211 248 134	13 483 275	369 576 793
90	Optical, photographic, cinematographic, measuring, checking, medical instruments and parts thereof	1 837 815	14 905 795	45 860 229	396 075 345
91	Clocks and watches and parts thereof	20 161	139 912	1 965 989	11 183 119
92	Musical instruments; parts and accessories of such articles	5 210 375	42 329 553	50 673 795	421 336 832
93	Arms and ammunition; parts and accessories thereof	1	479	74	7 970
94	Furnitures, bedding, mattress supports, cushions and stuffed furnishings	40 017 445	364 456 570	137 457 989	1 265 419 101
95	Toys, games and sports requisites; parts and accessories thereof	3 765 443	25 575 147	41 728 574	311 841 961
96	Miscellaneous manufactured articles	8 293 299	73 248 511	31 295 226	280 431 092

Tabel 2 : Ekspor Indonesia menurut kode HS 2 digit
Export of Indonesia by 2 Digits of HS Code

September 2016
September

HS	Uraian golongan barang <i>Group description</i>	Berat bersih / Net weight (Kg)		Nilai / Value F.O.B. (U S \$)	
		Bulan ini	Kumulatif	Bulan ini	Kumulatif
		<i>Current month</i>	<i>Cum. Jan. to date</i>	<i>Current month</i>	<i>Cum. Jan. to date</i>
(1)	(2)	(3)	(4)	(5)	(6)
97	<i>Works of arts, collectors' piece and antiques</i>	165 897	1 539 873	647 023	5 008 322
98	<i>Vehicles in ckd and their components</i>	-	17 803	-	52 329
99	<i>Postal packages, parcels, and returned goods</i>	118 170 995	1 160 079 044	2 231 800	28 350 282
	Total Ekspor	44 141 784 993	374 116 692 374	12 568 504 138	104 414 888 977

<http://www.bps.go.id>

Tabel 3 : Ekspor Indonesia menurut Komoditi (Kode HS 10 digit)
Export of Indonesia by Commodity (10 digit of HS Code)

September 2016
September

Kode H S HS Code	Uraian golongan barang Group description	Berat bersih / Net weight (Kg)		Nilai / Value F.O.B. (U S \$)	
		Bulan ini Current month	Kumulatif Cum. Jan. to date	Bulan ini Current month	Kumulatif Cum. Jan. to date
(1)	(2)	(3)	(4)	(5)	(6)
0103100000	Live swine, pure-bred breeding animals	-	1 760	-	5 500
0103920000	Live swine, other than breeding animals, weighing 50 kg or	2 295 081	20 112 202	4 312 476	38 986 593
0105119000	Live fowls spec Gallus domesticus, weight <=185g,oth than breeding	-	113	-	455
0105949100	Other fowls of the species Gallus domesticus, weight<2000 g	-	90	-	152
0106110000	Live primates, mammals	-	112	-	3 174
0106140000	Live rabbits and hares, mammals	-	37	-	230
0106190000	Other live mammals	578	7 106	6 258	55 244
0106200000	Live reptiles (including snakes and turtles)	28 951	265 398	177 934	1 811 133
0106320000	Live psittaciformes (including parrots, parakeets,macaws and cockatoos)	142	2 147	7 040	290 920
0106490000	Other live insects	64	5 375	5 149	128 199
0106900000	Other live animals	18 078	75 427	125 783	673 575
0201200000	Other cuts with bone in of bovine animals, fresh or chilled	-	180	-	74
0202300000	Boneless of bovine animals, frozen	-	41	-	440
0203190000	Other meat of swine, fresh or chilled	-	6 150	-	4 613
0203290000	Other meat of swine, frozen	-	270 547	-	584 384
0204220000	Other cuts of sheep, with bone in, fresh or chilled	-	109	-	652
0204410000	Carcasses and half-carcasses of sheep, frozen	-	5	-	11
0206900000	Edible offal of sheep, goats, horses, asses, mules or hinnies,	-	1	-	1
0207279900	Other cuts and offal of turkeys, not mecahnically debond/separatd meat,frozen	40	40	50	50
0208500000	Meat&edible meat offal of reptile (incl.snake&turtles),fresh,chilld/frozen	13 818	99 253	19 377	126 791
0208901000	Frogs' legs fresh, chilled or frozen	203 787	1 851 163	1 420 279	12 299 184
0208909000	Meat & edible meat offal of other animal fresh, chilled or frozen	19 281	315 480	126 975	1 612 818
0210199000	Other meat of swine, salted, in brine, dried or smoked	225	950	75	303
0210930000	Meat&edible,incl.flour & meal,of reptil inc.snake&turtle,salt,in brine,dry/smoke	55 436	521 152	63 066	737 371
0210991000	Freeze dried chicken dice, salt,in brine ,dry/smoke,edible flour and meal of meat	1 005	10 320	18 292	187 352
0210999000	Oth meat & edible, incl. frours & meals salted, in brine, dried or smoked	-	336	-	646
0301111000	Live freshwater ornamental fish, fry	2 902	36 946	276 360	2 665 294
0301119100	Koi carp (Cyprinus carpio)	14	551	1 196	21 776
0301119300	Siamese fighting fish (Beta splendens)	280	1 479	2 040	19 695
0301119400	Oscars (Astonotus ocellatus)	85	85	63	63
0301119510	Red arowanes	3 963	30 939	440 298	3 170 123
0301119590	Arowanes, than not red	1 315	15 240	120 731	1 137 509
0301119910	Botia (Botia macracantha)	2 503	26 105	33 118	337 602
0301119920	Discus (Symphisodon discus)	5 082	47 864	5 365	46 664
0301119990	Other freshwater ornamental fish, live	46 517	368 059	620 288	5 061 336
0301191000	Live marine ornamental fish, fry	-	3 899	-	1 244
0301199000	Live marine ornamental fish, other than fry	61 207	652 931	584 788	5 447 165
0301910000	Live Trout (Salmo trutta,Oncorhynchus mykiss,clarki,aguabonita,gilae,apache)	-	5	-	46
0301920000	Live eels (Anguilla spp.)	15 698	2 731 341	31 851	5 710 389
0301939000	Live carp, other than breeding	1 462	13 277	7 795	66 119
0301991100	Live fry milkfish or lapu-lapu, breeding	5 552	142 300	82 537	3 300 657
0301991900	Live fry milkfish or lapu-lapu, other than breeding	338	220 960	3 180	854 167
0301992100	Other live fry fish, for breeding	-	152	-	2 598
0301992900	Other live fry fish, for other than breeding	150	318	541	674
0301993100	Milkfish, breeding	2 500	19 886	300	23 923
0301993910	Live kerapu (Cromilepte altiveli; Epinephelus heniochus; Epinephelus Merra)	297 312	2 502 833	2 775 740	20 473 234
0301993990	Other live marine fish	3 027	35 609	22 801	62 515
0301994090	Other freshwater fish	11 085	104 919	53 175	352 784
0302190000	Oth salmonidae fish, excluding fillet, liver and roes, fresh or chilled	5 020	135 485	11 050	521 978
0302210000	Halibut (Pleuronectes platessa), excl. fillets, liver & roes fresh or chilled	-	400	-	400

Tabel 3 : Ekspor Indonesia menurut Komoditi (Kode HS 10 digit)
Export of Indonesia by Commodity (10 digit of HS Code)

September 2016
September

Kode H S H S Code	Uraian golongan barang Group description	Berat bersih / Net weight (Kg)		Nilai / Value F.O.B. (U S \$)	
		Bulan ini Current month	Kumulatif Cum. Jan. to date	Bulan ini Current month	Kumulatif Cum. Jan. to date
(1)	(2)	(3)	(4)	(5)	(6)
0302290000	<i>Oth flat fish, excl.fillet,liver & roes fresh or chilled</i>	-	26 088	-	52 176
0302310000	<i>Albacore/longfinned tunas,excl.fillet, livers and roes, fresh or chilled</i>	-	240	-	912
0302320000	<i>Yellowfin tunas,excl.fillet, livers & roes, fresh or chilled</i>	132 951	1 128 658	564 855	5 823 778
0302330000	<i>Skipjack or stripe-bellied bonito,excl. fillets,livers & roes,fresh or chilled</i>	1 170	154 893	711	216 070
0302340000	<i>Bigeye tunas, excl.fillet,liver & roes fresh or chilled</i>	90 966	1 485 122	531 481	7 900 940
0302390000	<i>Oth tunas, excl.fillet, livers & roes, fresh or chilled</i>	360 916	2 854 179	2 064 904	19 122 894
0302420000	<i>Anchovies excl.fillet, livers and roes, fresh or chilled</i>	65 159	271 124	117 125	1 023 988
0302430000	<i>Sardines, excl. fillets, livers & roes, fresh or chilled</i>	12	477	19	1 223
0302460000	<i>Cobia excl.fillet, livers and roes, fresh or chilled</i>	-	20	-	172
0302470000	<i>Swordfish (xiphias gladius) excl.fillet, livers and roes, fresh or chilled</i>	159	2 854	1 466	3 601
0302590000	<i>Other marine fish excl.fillet, livers and roes, fresh or chilled</i>	26 690	175 838	53 380	353 116
0302721000	<i>Yellowtail catfish, excl.fillet, livers and roes, fresh or chilled</i>	-	61 318	-	117 191
0302729020	<i>Catfish, excl.fillet, livers and roes, fresh or chilled</i>	-	28 283	-	47 084
0302729090	<i>Other catfish, excl.fillet, livers and roes, fresh or chilled</i>	5 032	14 021	3 369	15 894
0302740000	<i>Eels, excl. fillets, livers and roes, fresh or chilled</i>	-	43 971	-	38 927
0302810000	<i>Dogfish & oth sharks, excl. fillets, livers and roes, fresh or chilled</i>	-	3 713	-	3 944
0302820000	<i>Rays and skates, excl.fillet, livers and roes, fresh or chilled</i>	47 730	635 190	51 638	688 760
0302891400	<i>Savalai hairtails, etc., excl.fillet, livers and roes, fresh or chilled</i>	6 977	287 371	7 753	653 265
0302891510	<i>Indian mackerel excl.fillet, livers and roes, fresh or chilled</i>	25 690	25 690	49 880	49 880
0302891710	<i>Silver pomfrets excl.fillet, livers and roes, fresh or chilled</i>	146 926	971 048	433 387	3 178 125
0302891720	<i>Black pomfrets excl.fillet, livers and roes, fresh or chilled</i>	41 150	297 107	92 512	692 373
0302891800	<i>Mangrove red snappers, excl.fillet, livers and roes, fresh or chilled</i>	81 610	523 269	180 166	1 045 589
0302891910	<i>Kerapu, excl.fillet, livers and roes, fresh or chilled</i>	206 068	2 125 883	409 502	4 555 174
0302891930	<i>Mackerel excl.fillet, livers and roes, fresh or chilled</i>	229 902	2 157 246	597 676	6 221 215
0302891940	<i>Indo-pasific sailfish excl.fillet, livers and roes, fresh or chilled</i>	-	75	-	168
0302891990	<i>Other marine fish excl.fillet, livers and roes, fresh or chilled</i>	2 894 274	26 984 264	4 141 258	39 516 419
0302892600	<i>Indian threadfins and silver grunts, excl.fillet,livers&roes,fresh/chilled</i>	517 118	2 397 550	842 282	4 083 910
0302892900	<i>Other fish of not marine fish, excl. fillets, livers&roes, fresh or chilled</i>	81 431	801 036	136 767	1 058 982
0303190000	<i>Other salmonidae, excl.fillet, livers and roes, frozen</i>	263 629	948 315	364 089	1 358 158
0303240000	<i>Catfish, excl.fillet, livers and roes, frozen</i>	196 841	2 034 402	426 709	3 647 877
0303260000	<i>Eels, excl.fillet, livers & roes, frozen</i>	526 632	4 135 107	1 422 516	10 996 882
0303290000	<i>Nile perch and snakeheads, excl.fillet, livers and roes, frozen</i>	617 066	2 083 920	1 057 776	3 138 235
0303390000	<i>Oth flat fish, excl.fillet, livers & roes, frozen</i>	401 531	3 709 751	542 541	3 806 827
0303410000	<i>Albacore/longfinned tunas,excl.fillet, livers and roes, frozen</i>	242 966	3 928 066	650 118	10 919 410
0303420000	<i>Yellowfin tunas, excl.fillet, liver & roes, frozen</i>	1 551 049	6 539 207	3 740 243	16 976 001
0303430000	<i>Skipjack or stripe-bellied bonito, excl. fillets, livers and roes, frozen</i>	2 703 875	17 444 644	3 958 261	24 878 699
0303440000	<i>Bigeye tunas, excl.fillet, livers and roes, frozen</i>	175 015	552 399	301 102	1 020 185
0303460000	<i>Southern bluefin tunas, excl.fillet, livers and roes, frozen</i>	-	9 870	-	108 145
0303490000	<i>Oth tunas, excl.fillet,livers & roes, frozen</i>	326 190	4 142 494	850 014	9 347 353
0303530000	<i>Sardines, sardinella, brisling or sparts excl.fillet, livers and roes, frozen</i>	-	136 565	-	109 744
0303540010	<i>Mackerel, excl.fillet, livers and roes, frozen</i>	911 865	6 414 314	2 035 317	13 809 336

Tabel 3 : Ekspor Indonesia menurut Komoditi (Kode HS 10 digit)
Export of Indonesia by Commodity (10 digit of HS Code)

September 2016
September

Kode H S H S Code	Uraian golongan barang Group description	Berat bersih / Net weight (Kg)		Nilai / Value F.O.B. (U S \$)	
		Bulan ini Current month	Kumulatif Cum. Jan. to date	Bulan ini Current month	Kumulatif Cum. Jan. to date
(1)	(2)	(3)	(4)	(5)	(6)
0303550000	Jack and horse mackarel, excl.filletts, livers and roes, frozen	104 500	104 500	167 100	167 100
0303560000	Cobia, excl.filletts, livers and roes, frozen	64 869	363 814	89 803	580 560
0303570000	Swordfish (xiphias gladius), excl.filletts,livers and roes,frozen	188 154	2 879 691	902 664	12 703 950
0303690000	Other marine fish, excl.filletts, livers and roes, frozen	139 169	1 459 263	471 726	3 484 950
0303810000	Dogfish and other sharks, excl.filletts, livers and roes, frozen	681	708 178	9 893	1 437 988
0303820000	Rays and sakttes, excl.filletts, livers and roes, frozen	45 095	454 531	94 283	835 129
0303840000	Seabass, excl.filletts, livers and roes, frozen	-	21 004	-	21 897
0303891300	Bluntnose lizardfish, excl.filletts, livers and roes, frozen	6 679	887 816	7 261	918 394
0303891400	Savalai hairtails, excl.filletts, livers and roes, frozen	2 666 957	27 111 865	3 633 575	40 225 096
0303891510	Indian mackarel, excl.filletts, livers and roes, frozen	451 680	5 536 445	781 874	10 629 669
0303891520	Island mackarel, excl.filletts, livers and roes, frozen	-	12 211	-	16 795
0303891600	Torpedo scads,spotted sicklefish&great barracuda,excl fillet,liver&roes,frozen	27 000	79 354	36 158	117 429
0303891710	Silver pomfrets, excl.filletts, livers and roes, frozen	51 910	1 042 409	95 342	2 312 212
0303891720	Black pomfrets, excl.filletts, livers and roes, frozen	346 742	3 475 483	648 352	6 673 952
0303891800	Mangrove red snappers, excl.filletts, livers and roes, frozen	379 536	3 377 241	1 453 633	11 858 312
0303891910	Kerapu(cromilepte altivelis,epinephelus) excl.filletts,livers and roes,frozen	27 048	494 355	115 417	1 669 901
0303891920	Marlin, excl.filletts, livers and roes, frozen	-	115 453	-	211 332
0303891930	Mackarel excl.filletts, livers and roes, frozen	391 807	5 709 581	826 997	11 641 891
0303891940	Indo-pacific sailfish, excl.filletts, livers and roes, frozen	-	59 157	-	109 695
0303891990	Other marine fish, excl.filletts, livers and roes, frozen	1 562 987	14 194 529	2 401 446	22 398 899
0303892400	Snakeskin gourami, excl.filletts, livers and roes, frozen	-	2 540	-	10 184
0303892600	Indian threadfins, excl.filletts, livers and roes, frozen	228 454	5 163 439	232 886	6 256 383
0303892800	Wallago, excl.filletts, livers and roes, frozen	2 450	12 450	4 769	19 759
0303892900	Other fish, not marine fish, excl.filletts, livers and roes, frozen	3 029 757	27 060 199	5 135 118	41 283 872
0303901000	Livers of fish, frozen	-	8	-	38
0303902000	Roes of fish, frozen	1 130	54 020	32 172	667 441
0304310000	Tilapias fillets (whether or not minced), fresh or chilled	-	19 570	-	91 979
0304320090	Other catfish fillets (whether or not minced), fresh or chilled	1 048 521	6 460 902	1 185 476	7 006 429
0304390000	Carp, eels and snakeheads fillets (whether/not minced), fresh or chilled	30 469	252 935	276 497	2 039 259
0304440000	Filletts of fish of the families bregmacerotidae, etc., fresh or chilled	-	44 200	-	220 549
0304450000	Swordfish (Xiphias gladius) fillets, fresh or chilled	-	275 203	-	265 682
0304490000	Filletts of other fish, fresh or chilled	24 785	162 269	224 243	1 404 167
0304540000	Swordfish meat (whether or not minced), fresh or chilled	-	35 284	-	156 530
0304590000	Other fish meat (whether or not minced), fresh or chilled	-	82 383	-	306 022
0304610000	Tilapias fillets, frozen	888 341	8 738 927	4 905 820	53 018 733
0304620090	Other catfish fillets, frozen	-	1 656	-	1 535
0304690000	Carp, eels, and snakeheads fillets, frozen	36 022	292 391	184 194	1 317 026
0304810090	Frozen fillets of Pacific, Atlantic and Danube salmon, not red salmon	95 653	497 176	721 659	3 357 709
0304820000	Frozen fillets of trout	6 600	55 242	114 657	923 448
0304840000	Frozen fillets of swordfish	267 392	2 137 165	1 796 969	13 583 751
0304870000	Frozen fillets of tunas, skipjack or stripe-bellied bonito	1 002 571	9 447 394	8 224 570	66 577 798
0304890000	Frozen fillets of other fish	1 040 792	10 914 628	5 263 001	51 066 284
0304910000	Swordfish (xiphias gladius) meat (whether or not minced),	-	68 197	-	342 671
0304990010	Meat of tuna loin and skipjack, (whether or not minced), frozen	603 940	5 207 144	4 414 925	36 865 904
0304990090	Meat of other fish, (whether or not minced), frozen	2 979 309	25 490 452	7 961 221	72 757 294

Tabel 3 : Ekspor Indonesia menurut Komoditi (Kode HS 10 digit)
Export of Indonesia by Commodity (10 digit of HS Code)

September 2016
September

Kode H S HS Code	Uraian golongan barang Group description	Berat bersih / Net weight (Kg)		Nilai / Value F.O.B. (U S \$)	
		Bulan ini Current month	Kumulatif Cum. Jan. to date	Bulan ini Current month	Kumulatif Cum. Jan. to date
(1)	(2)	(3)	(4)	(5)	(6)
0305100000	Flours, meals, and pellets of fish, fit for human consumption	80 000	80 502	65 600	72 471
0305201000	Livers & roes of freshwater fish, dried, smoked, salted or in brine	710	81 874	2 997	77 983
0305209000	Livers&roes of fish, oth than freshwater fish, dried, smoked, salted/in brine	238 942	2 813 348	1 438 998	8 675 250
0305399000	Fish fillets, dried,salted,but not smoked	31 013	203 639	20 700	503 835
0305410000	Pacific salmon, smoked, incl.fillets, other than edible fish offal	36 380	40 640	15 460	75 777
0305490000	Other fish, smoked, incl.fillets, other than edible fish offal	277 120	2 686 158	2 031 101	12 567 948
0305592000	Marine fish, dried, other than edible fish offal, salted/unsalted, not smoked	1 350	103 310	16 436	516 877
0305599000	Fish,not marine fish,dried,oth thn edble fish offal,saltd/unsaltd,not smokd	227 579	2 181 845	509 061	5 717 952
0305630000	Anchovies, salted but not dried/smoked & in brine, other than edible fish offal	98 861	844 226	405 115	5 637 401
0305691010	Mackerel, salted but not dried/smoked & in brine, other than edible fish offal	-	7 500	-	3 533
0305691090	Other marine fish, salted but not dry/smokd&in brine,not edible fish offal	26 060	268 980	24 550	253 852
0305699000	Fish,not marine fish,salted,not dry/smokd&in brine,not edible fish offal	73 054	584 270	156 135	1 956 344
0305710000	Shark fins, fit for human consumption	29 165	204 143	879 154	2 832 634
0305721000	Fish maws, fit for human consumption	18 125	128 520	79 394	609 571
0305729000	Fish head and tails, fit for human consumption	8 410	42 066	32 560	149 365
0305790090	Other edible fish offal, fit for human consumption	-	64 741	-	160 706
0306110000	Rock lobsters and other sea crawfish, frozen, fit for human consumption	54 596	392 238	490 472	2 565 094
0306120000	Lobsters, frozen, fit for human consumption	6 100	156 642	9 930	621 240
0306141000	Soft shell crabs, frozen, fit for human consumption	69 837	657 708	746 888	2 331 185
0306149000	Other crabs, frozen, fit for human consumption	261 703	1 931 767	1 981 490	14 468 796
0306160000	Cold water shrimps and prawns, frozen, fit for human consumption	197 583	2 016 887	2 217 579	19 852 680
0306171010	Giant tiger prawns with head, frozen, fit for human consumption	103 875	584 222	686 731	3 182 197
0306171020	Giant tiger prawns headless, frozen, fit for human consumption	871 634	5 304 894	14 360 472	82 998 975
0306171090	Other giant tiger prawns, frozen, fit for human consumption	1 348 861	11 548 157	14 060 284	114 784 275
0306172010	Whiteleg shrimps with head, frozen, fit for human consumption	301	56 543	2 733	452 243
0306172020	Whiteleg shrimps headless with tail, frozen, fit for human consumption	2 342 575	26 571 165	20 843 854	227 624 906
0306172030	Whiteleg shrimps headless without tail, frozen, fit for human consumption	1 023 237	10 220 962	9 277 717	90 307 134
0306172090	Other whiteleg shrimps, frozen, fit for human consumption	4 529 705	40 934 282	44 615 317	367 755 936
0306173000	Giant river prawns, frozen, fit for human consumption	-	30	-	90
0306179000	Other shrimps and prawns, frozen, fit for human consumption	615 729	5 939 859	5 467 905	45 454 397
0306190000	Other crustac,incl flours,meals&pellets of crustac,fit for human consump,frozen	464 010	3 511 567	4 621 172	31 842 960
0306211000	Rock lobsters and other sea crawfish, breeder	42	1 069	1 090	16 672
0306212000	Rock lobsters and other sea crawfish, oth.than breeder, live	77 985	660 297	817 308	7 688 250
0306213000	Rock lobsters and other sea crawfish, fresh or chilled, not frozen	16 075	79 412	26 690	138 066
0306219900	Oth rock lobsters & other sea crawfish not in airtight containers, not frozen	-	566	-	12 271
0306221000	Lobsters (homarus spp), breeder	217	1 539	4 178	40 975
0306222000	Lobsters (homarus spp),oth than breeder ,live	158 760	954 053	1 855 583	16 333 900
0306223000	Lobsters (homarus spp), fresh/chilled, not frozen	193	4 653	99	24 016
0306229100	Lobsters (homarus spp), in airtight containers, dried	64	88 012	33	44 212

Tabel 3 : Ekspor Indonesia menurut Komoditi (Kode HS 10 digit)
Export of Indonesia by Commodity (10 digit of HS Code)

September 2016
September

Kode H S HS Code	Uraian golongan barang Group description	Berat bersih / Net weight (Kg)		Nilai / Value F.O.B. (U S \$)	
		Bulan ini Current month	Kumulatif Cum. Jan. to date	Bulan ini Current month	Kumulatif Cum. Jan. to date
(1)	(2)	(3)	(4)	(5)	(6)
0306241000	Crabs, live	463 640	5 413 782	1 824 361	23 730 680
0306242000	Crabs, fresh or chilled	66 956	982 642	134 160	3 368 030
0306249100	Crabs, dried, in airtight container, not frozen	-	68 998	-	1 175 057
0306249910	Crabs, dried, boiled, in airtight container, not frozen	34 625	470 369	601 702	6 619 664
0306249990	Crabs, dried, not boiled, not in airtight container, not frozen	48 584	94 524	753 365	988 505
0306261000	Cold-water shrimps and prawns, breeder	288	688	800	1 007
0306262000	Cold-water shrimps and prawns, other than breeder, live	1 783	16 311	11 648	145 138
0306263000	Cold-water shrimps and prawns, fresh or chilled	306 997	1 809 238	1 074 998	5 509 506
0306264900	Cold-water shrimps and prawns, dried in oth than airtight containers	29 560	170 610	117 359	699 289
0306271200	Whiteleg shrimps, breeder	514	518	6 514	6 660
0306271900	Other shrimps and prawns, breeder	1 084	14 291	30 006	170 247
0306272200	Whiteleg shrimps, other than breeder, live	-	212	-	190 732
0306272900	Other shrimps and prawns, other than breeder, live	7 741	77 558	40 147	333 914
0306273100	Giant tiger prawns, fresh or chilled, not frozen	-	510	-	851
0306273200	Whiteleg shrimps, fresh or chilled, not frozen	171 090	1 746 466	1 423 421	13 411 384
0306273900	Other shrimps and prawns, fresh or chilled, not frozen	124 960	841 261	221 469	1 342 503
0306274100	Other shrimps and prawns, dried, in airtight containers, not frozen	-	3 550	-	13 171
0306274900	Other shrimps and prawns, dried, in oth than airtight containers, not frozen	-	157 952	-	348 043
0306279900	Oth shrimps and prawns, in other than airtight containers, not frozen	-	8 500	-	5 300
0306291000	Other crustaceans, live	468	67 693	2 105	106 684
0306293000	Crustaceans, flours, meal and pellets	-	658	-	667
0306299900	Crustaceans, flours, meal and pellets, in other than airtight containers	116	12 716	550	5 122
0307111000	Oysters, live	1 389	11 716	3 657	38 429
0307112000	Oysters, fresh or chilled	36	36	42	42
0307192000	Oysters, smoked	-	1 931	-	1 931
0307193000	Oth crustaceans, molluscs & oth.aquatic invertebrates, prepared or preserved	-	7 353	-	12 816
0307211000	Scallops, live	20 025	603 740	60 032	1 855 643
0307212000	Scallops, fresh or chilled	27 626	328 707	17 597	289 220
0307291000	Scallops, frozen	18 496	296 088	45 764	450 845
0307292000	Scallops, dried, salted or in brine, smoked	15	25 512	60	103 137
0307311000	Mussels, live	3 300	59 239	6 308	104 637
0307391000	Mussels, frozen	-	112 004	-	318 184
0307412000	Cuttle fish and squid, fresh or chilled	8 411	68 772	22 405	141 218
0307491000	Cuttle fish and squid, frozen	9 469 222	66 563 893	25 021 750	167 849 753
0307492000	Cuttlefish and squid, dried, salted or in brine	-	18 450	-	28 534
0307493000	Cuttlefish and squid, smoked	-	986	-	7 610
0307591000	Octopus, frozen	823 142	10 985 764	3 553 050	42 051 970
0307601000	Snails, other than sea snails, live	63 416	764 366	136 499	1 548 955
0307602000	Snails, other than sea snails, fresh, chilled or frozen	89 823	1 270 222	399 333	3 503 331
0307711000	Clams, cockles and ark shells, live	55	65	2 984	3 022
0307712000	Clams, cockles and ark shells, fresh or chilled	-	4 540	-	9 411
0307791000	Clams, cockles and ark shells; frozen	-	41 427	-	47 888
0307891000	Abalone (Haliotis spp); not live, fresh or chilled; frozen	-	1 321	-	9 072
0307892000	Abalone (Haliotis spp); not live, fresh/ chilled; dried, salted, brined; smoked	66	101	230	353
0307911000	Oth molluscs;incl flours, meals&pellets, for human consumption, live	13 638	130 249	87 234	497 375
0307912000	Oth molluscs;incl flours, meals&pellets, for human consumption, fresh/chilled	41	258	480	4 422
0307991000	Oth molluscs;incl flours, meals&pellets, for human consumption, frozen	25 975	86 919	47 657	180 404
0307992000	Oth molluscs;for human consumption;not live,fresh/chilled;dried, salted, brined	-	37	-	1 480

Tabel 3 : Ekspor Indonesia menurut Komoditi (Kode HS 10 digit)
Export of Indonesia by Commodity (10 digit of HS Code)

September 2016
September

Kode H S H S Code	Uraian golongan barang Group description	Berat bersih / Net weight (Kg)		Nilai / Value F.O.B. (U S \$)	
		Bulan ini Current month	Kumulatif Cum. Jan. to date	Bulan ini Current month	Kumulatif Cum. Jan. to date
(1)	(2)	(3)	(4)	(5)	(6)
0307999000	<i>Oth molluscs, for human consumption; oth than frozen & dried</i>	336	33 930	13 813	206 097
0308112000	<i>Sea cucumbers (Stichopus japonicus, Holothurloidea), fresh or chilled</i>	25	25	720	720
0308191000	<i>Sea cucumbers (Stichopus japonicus, Holothurloidea), frozen</i>	-	23 455	-	72 654
0308192000	<i>Sea cucumbers (Stichopus japonicus, Holothurloidea), dried, salted/brined</i>	142 016	1 090 816	785 108	5 273 305
0308211000	<i>Sea urchins (strongylo/paracentrotus, loxechins albs, echichins esculnts) live</i>	134	467	385	4 304
0308291000	<i>Sea urchins, frozen</i>	-	3	-	53
0308301000	<i>Jellyfish (Rhopilema spp.), live</i>	2 049	26 155	14 852	170 398
0308302000	<i>Jellyfish (Rhopilema spp.), fresh or chilled</i>	-	56 205	-	107 432
0308303000	<i>Jellyfish (Rhopilema spp.), frozen</i>	-	15 000	-	38 788
0308304000	<i>Jellyfish (Rhopilema spp.), dried, salted or in brine</i>	72 901	3 993 115	170 059	4 491 185
0308901000	<i>Oth aquatic invertebrates oth than crustaceans and molluscs, live</i>	37 479	363 712	220 603	1 903 685
0308902000	<i>Oth aquatic invertebrates oth than crustaceans and molluscs, fresh/chilled</i>	810	5 978	7 105	69 774
0308903000	<i>Oth aquatic invertebrates oth than crustaceans and molluscs, frozen</i>	-	146	-	674
0308909000	<i>Flours, meals, pellets oth than crustaceans&molluscs</i>	6 004	60 288	57 624	468 600
0401101000	<i>Milk&cream of a fat <=1%, not added sugar/sweet,not concentrate, liquid form</i>	54 779	482 893	39 824	338 786
0401109000	<i>Milk&cream of a fat <=1%, not added sugar/sweet, not in liquid form</i>	4 240	45 705	20 792	278 872
0401201000	<i>Milk&cream of 1%?a fat_6%, not added sugar/sweet,not concentrate, liquid form</i>	438 740	4 055 925	308 869	2 721 166
0401209000	<i>Milk&cream of 1%?a fat_6%, not added sugar/oth sweet, not in liquid form</i>	24	975	156	728
0401401000	<i>Milk&cream of 6%?a fat_10%, not added sugar/sweet,not concentrate, liquid form</i>	13 777	122 111	20 434	132 282
0401402000	<i>Milk&cream of 6%?a fat_10%, not added sugar/sweet, in frozen form</i>	-	72 687	-	12 180
0401409000	<i>Milk&cream of 6%?a fat_10%, not added sugar/sweet, in other form</i>	4 075	145 720	10 252	496 860
0401501000	<i>Milk and cream of a fat >10%, not added sugar/sweet,not concentrate, liquid form</i>	27 580	288 657	34 135	395 225
0401509000	<i>Milk and cream of a fat >10%, not added sugar/sweet, not in liquid form</i>	21	7 471	10	24 974
0402104100	<i>Milk&cream of fat_1,5%,in solid form, no added sugar/sweet, containr weight_20 kg</i>	58 525	58 525	198 985	198 985
0402104900	<i>Milk&cream of fat_1,5%,in solid form, no added sugar/sweet, containr weight?20 kg</i>	80 837	760 805	246 082	3 016 904
0402109100	<i>Milk&cream of fat_1,5%,in solid form, added sugar/sweet, containr weight_20 kg</i>	-	75	-	234
0402109900	<i>Milk&cream of fat_1,5%,in solid form, added sugar/sweet, containr weight?20 kg</i>	16 010	124 151	89 889	455 604
0402219000	<i>Milk&cream fat >1,5%,in solid form, not added sugar/sweet, containr weight?20 kg</i>	179 781	1 658 417	550 764	5 395 055
0402299000	<i>Milk&cream fat >1,5%,in solid form, added sugar/sweet, containr weight?20 kg</i>	2 170	30 299	14 346	227 480
0402990000	<i>Other milk&cream, containing added sugar/other sweetening</i>	553 302	3 319 826	880 590	4 854 560
0403102000	<i>Yoghurt in liquid form,whether/not condensed,contain flavour/not</i>	58 621	1 024 372	49 821	877 457
0403109000	<i>Yoghurt in not liquid form, contain fruits,nuts, cocoa, flavour/not</i>	17 429	214 069	25 599	262 956
0403901000	<i>Buttermilk, concentrated/add sugar/sweet containing fruits,nuts, cocoa, flavour/n</i>	-	9 355	-	16 434
0403909000	<i>Curdled milk&cream,kephir&oth fermented/ acidified milk&cream</i>	315 310	2 847 425	541 048	4 384 167

Tabel 3 : Ekspor Indonesia menurut Komoditi (Kode HS 10 digit)
Export of Indonesia by Commodity (10 digit of HS Code)

September 2016
September

Kode H S HS Code	Uraian golongan barang Group description	Berat bersih / Net weight (Kg)		Nilai / Value F.O.B. (U S \$)	
		Bulan ini Current month	Kumulatif Cum. Jan. to date	Bulan ini Current month	Kumulatif Cum. Jan. to date
(1)	(2)	(3)	(4)	(5)	(6)
0404100000	Whey&modified whey, whether/not concentrated/added sugar/sweet	25 600	175 406	53 555	207 791
0404900000	Products consist natural milk;whether/ not added sugar/sweet, n.e.s/included	-	2 603	-	10 001
0405100000	Butter	34 897	92 384	73 452	211 174
0405901000	Anhydrous butterfat	-	2 472	-	3 918
0405909000	Other fats and oils derived from milk	-	420	-	8 403
0406101000	Fresh (unripened or uncurd) cheese, including whey cheese	3 551	13 630	18 399	51 827
0406102000	Curd	-	9 816	-	63 916
0406201000	Grated/powdered cheese,of all kinds, in packages of a gross weight >20 kg	-	100	-	859
0406209000	Grated/powdered cheese,of all kinds, in packages of a gross weight _ 20 kg	1 350	1 037 704	4 683	46 598
0406300000	Processed cheese,not grated or powdered	54 942	329 991	190 359	1 124 374
0406900000	Other cheese	11 531	894 957	39 892	429 226
0407110000	Fertilised eggs for incubation of fowls of the species Gallus domesticus	54 264	166 210	221 635	1 228 958
0409000000	Natural honey	38 388	114 680	43 493	179 331
0410001000	Birds' nests, edible	84 332	689 191	18 783 396	126 579 766
0410009000	Other edible products of animal origin, not elsewhere specified or included	130	220	76 819	76 909
0501000000	Human hair, unworked, whether or not washed or scoured; waste of human hair	6 127	58 638	177 676	923 299
0505101000	Duck feathers and down, of a kind used for stuffing	44 872	388 371	31 858	280 333
0505109000	Feathers and down other than duck, of a kind used for stuffing	252	1 482	4 465	43 001
0505901000	Duck feathers and down, used other than for stuffing	82 243	515 833	103 940	572 559
0505909000	Other skins&parts of birds; powder&waste of feather, used oth than for stuffing	4 285	17 129	27 109	106 448
0506100000	Ossein and bones treated with acid	120	1 057	664	4 881
0506900000	Other bones & horn-cores, degelatinised; powder and waste of these products	1 001	386 953	8 960	271 482
0507109000	Ivory oth than Rhinoceros horns; ivory powder and waste thereof	-	45	-	156
0507902000	Tortoise-shell, unworked/simplely prepared but not cut to shape & waste thereof	2 000	9 501	1 136	22 342
0507909000	Whalebone and whalebone hair, unworked/ simply prepared & waste thereof	-	496	-	5 642
0508001000	Coral&similar material,unworked/simplely prepared but not otherwise worked	70 640	676 093	443 465	4 093 756
0508002000	Shells of molluscs, crustaceans/ echinoderms,unworked/simplely prepared/not	60 788	1 788 283	37 704	750 054
0508009000	Cuttle-bone,unworked/simplely prepared not cut to shape,powder&waste thereof	889 351	7 024 823	416 538	3 120 768
0510009000	Ambergris,castoreum,civet; bile; glands& oth animal prod used in pharmaceutical	-	386	-	2 572
0511910010	Dead animals of fish/crustaceans,mollusc /oth aquatic inverteb,not human consumpt	-	120 000	-	57 034
0511910020	Roes	-	10	-	10
0511910040	Fish skin	128 386	851 581	184 097	1 464 753
0511910050	Karapas	1 698	2 743	96 836	255 332
0511910090	Oth product of fish or crustaceans, molluscs or oth.aquatic invertebrates	47 456	315 186	93 986	1 088 612
0511993000	Natural sponges	556	3 905	1 609	7 757
0511999000	Other animal products not elsewhere specified or included	-	770	-	35 540
0601100000	Bulbs, tubers, tuberous roots, corms, crowns & rhizomes, dormant	18 730	67 690	20 603	101 825
0601209000	Bulbs,tubers,tuberous roots, corms, crowns & rhizomes, in growth/in flower	136 056	1 375 444	124 279	1 719 009
0602101000	Unrooted cuttings and slips of orchids	-	1 455	-	12 992
0602102000	Unrooted cuttings and slips of rubber trees	-	31 313	-	27 191
0602109000	Unrooted cutting and slips of oth plants	56 981	1 116 169	53 499	2 858 074

Tabel 3 : Ekspor Indonesia menurut Komoditi (Kode HS 10 digit)
Export of Indonesia by Commodity (10 digit of HS Code)

September 2016
September

Kode H S HS Code	Uraian golongan barang Group description	Berat bersih / Net weight (Kg)		Nilai / Value F.O.B. (U S \$)	
		Bulan ini Current month	Kumulatif Cum. Jan. to date	Bulan ini Current month	Kumulatif Cum. Jan. to date
(1)	(2)	(3)	(4)	(5)	(6)
0602200000	Trees, shrubs & bushes, grafted or not, of kinds which bear edible fruit or nuts	-	43 528	-	21 965
0602901000	Rooted orchid cuttings and slips	1 798	21 641	17 940	196 118
0602907000	Leatherleaf ferns	21 224	135 766	49 783	410 388
0602909000	Other live plants (incl their roots), cuttings&slips; mushroom spawn	329 683	1 069 073	586 416	1 769 254
0603110000	Roses, fresh flowers of a kind suitable for bouquets/ornamental purpose	6 980	36 462	59 669	311 123
0603130000	Orchids, fresh flowers of a suitable for bouquets/ornamental purpose	-	11 500	-	61 200
0603140000	Chrysanthemums, fresh flowers of a kind suitable for bouquets/ornamental purpose	8 363	39 074	121 225	580 083
0603150000	Lilies (Lilium spp.), fresh flowers of a kind suitable for bouquets/ornamental	-	708	-	73 586
0603190000	Other fresh flowers of a kind suitable for bouquets/ornamental purpose	459 343	1 569 887	688 781	4 260 554
0603900000	Cut flowers&flower cuds for bouquets/ornamental,dried,dyed,bleached,impregnat	26 350	988 057	26 980	807 837
0604209000	Foliage,branches&oth parts of plants, grasses,for bouquets/ornamental, fresh	109 080	1 227 978	178 020	1 758 426
0604901000	Mosses&lichens, for bouquets/ornamental, oth than fresh	-	9 424	-	53 160
0604909000	Foliage,branches&oth part plant,grasses, for bouquets/ornamental,oth than fresh	29	64 931	116	23 478
0701900000	Potatoes, other than seed , fresh or chilled	404 810	3 245 538	369 930	2 045 019
0702000000	Tomatoes, fresh or chilled	29 020	261 297	52 218	477 366
0703101900	Onions,oth.than bulbs for propagation, fresh or chilled	3 040	8 611	1 520	4 079
0703102900	Shallots,oth than bulbs for propagation, fresh/chilled	125 050	439 800	38 080	139 933
0703209000	Garlic,oth than bulbs for propagation, fresh/chilled	3 000	265 459	750	128 885
0703909000	Leeks&oth alliaceous vegetables,oth than bulbs for propagation, fresh/chilled	-	809	-	1 113
0704101000	Cauliflowers, fresh or chilled	-	140	-	72
0704102000	Headed broccoli, fresh or chilled	-	302	-	113
0704901100	Cabbages, round (drumhead), fresh or chilled	4 148 448	42 639 873	677 260	8 000 047
0704901900	Cabbages, oth than round (drumhead), fresh or chilled	3 492 203	6 048 860	682 752	1 209 227
0704909000	Kohlrabi, kale and similar edible brassicas, fresh or chilled	559 398	1 495 586	76 696	373 446
0705110000	Cabbage lettuce (head lettuce), fresh or chilled	-	72	-	99
0705190000	Other lettuce, fresh or chilled	142 849	1 009 716	144 027	941 794
0706101000	Carrots, fresh or chilled	277	5 675	17	963
0706102000	Turnips, fresh or chilled	3 600	85 218	2 463	49 135
0706900000	Salad beetroot,salsify,celeriac,radishes & similar edible roots,fresh/chilled	4 590	9 779	9 102	26 672
0707000000	Cucumbers and gherkins, fresh/chilled	980	6 549	1 875	12 043
0708100000	Peas (Pisum sativum), shelled/unshelled, fresh/chilled	-	35 964	-	129 086
0708201000	French beans, shelled/unshelled, fresh/ chilled	135 158	1 188 822	117 952	1 103 323
0708202000	Long beans, shelled/unshelled, fresh/ chilled	45	2 213	127	7 376
0708209000	Oth beans, shelled/unshelled, fresh/ chilled	16 032	347 108	38 421	428 596
0708900000	Other leguminous vegetables, shelled/ unshelled, fresh or chilled	42 243	636 446	73 572	487 433
0709200000	Asparagus, fresh or chilled	-	64	-	724
0709300000	Aubergines (egg-plants),fresh/chilled	76 879	361 717	134 240	547 769
0709400000	Celery oth than celeriac,fresh/chilled	771	4 037	1 417	7 381
0709510000	Mushrooms of the genus Agaricus, fresh or chilled	14 153	139 694	64 675	547 878
0709599000	Oth mushrooms, fresh or chilled	-	5 046	-	5 046
0709601000	Chillies (fruits of genus Capsicum), fresh or chilled	26 735	201 107	67 499	371 095
0709609000	Oth fruits of the genus Capsicum or of the genus Pimenta, fresh or chilled	-	180 131	-	97 412
0709930000	Pumpkins,aquash&gourds (Cucurbita spp.), fresh or chilled	108 928	805 173	33 368	176 910

Tabel 3 : Ekspor Indonesia menurut Komoditi (Kode HS 10 digit)
Export of Indonesia by Commodity (10 digit of HS Code)

September 2016
September

Kode H S HS Code	Uraian golongan barang Group description	Berat bersih / Net weight (Kg)		Nilai / Value F.O.B. (U S \$)	
		Bulan ini Current month	Kumulatif Cum. Jan. to date	Bulan ini Current month	Kumulatif Cum. Jan. to date
(1)	(2)	(3)	(4)	(5)	(6)
0709990000	Other vegetables, fresh or chilled	40 730	247 692	27 925	214 322
0710100000	Potatoes (uncooked or steamed/boiled cooked), frozen	92 004	886 849	106 630	1 039 080
0710210000	Peas (Pisum sativum), shelled/unshelled, uncooked or steamed/boiled, frozen	8	9	137	149
0710220000	Beans (Vigna spp,Phaseolus spp), shelled /unshelled,uncooked/steamed/boil, frozen	73 000	265 018	133 841	484 121
0710290000	Other leguminous vegetables, shelled/ unshelled, uncooked/steamed/boil,frozen	284 062	3 905 205	554 397	7 381 103
0710400000	Sweet corn, uncooked/steamed/boiled, frozen	15 790	5 200 431	16 075	1 964 933
0710800000	Other vegetables,uncooked/steamed/ boiled, frozen	197 482	2 151 089	376 404	4 187 268
0710900000	Mixtures of vegetables,uncooked/steamed/ boiled, frozen	7 040	40 048	24 795	104 747
0711519000	Mushrooms of the genus agaricus, preserved in oth preservative solutions	5 632	52 134	26 240	246 234
0711901000	Sweet corn, provisionally preserved	6 370	47 560	15 228	84 941
0711902000	Chillies (fruits of genus Capsicum), provisionally preserved	90	1 374	447	5 508
0711905000	Onions, provisionally preserved other than by sulphur dioxide gas	3 690	12 490	2 325	6 833
0711909000	Other vegetables,provisionally preserved oth than by sulphur dioxide gas	33 770	413 747	22 992	279 063
0712200000	Onios, dried, whole, cut, sliced ,broken /in powder, but not further prepared	173	377	751	1 671
0712310000	Mushrooms of genus Agaricus,dried,whole, broken/powder,but not further prepared	-	45	-	658
0712320000	Wood ears (Auricularia spp),dried,whole, broken/powder, but not further prepared	60	931	818	3 201
0712399000	Other mushrooms,dried,whole,cut,slice, broken/powder,but not further prepared	663	12 283	1 834	55 302
0712901000	Garlic,dried,whole,cut,sliced,broken/ in powder,but not further prepared	-	295	-	747
0712909000	Oth vegetables/mix of vegetables,dried, whole,broken/powd,but not further prepar	144 753	1 207 498	381 531	2 462 720
0713209000	Chickpeas(garbanzos),dried,shelled, whether/not skinned, oth than for sowing	2	62	5	13
0713311000	Beans (Vigna mungo hepper/Vigna radiata wilczek),dried,shelled, for sowing	-	74 700	-	84 138
0713319000	Beans (Vigna mungo hepper/Vigna radiata wilczek),dried,shelled,oth than sowing	11 998 059	16 025 185	12 199 084	16 098 968
0713329000	Small red(Adzuki) beans dried,shelled, whether/not skinned, oth than for sowing	-	105	-	352
0713331000	Kidney beans,incl white pea beans,dried, shelled,whether/not skinned, for sowing	-	98	-	46
0713339000	Kidney beans,incl white pea beans,dried, shelled, oth than for sowing	5 600	8 762	840	2 692
0713391000	Oth beans, dried, shelled, whether/not skinned/split, for sowing	-	2 250	-	675
0713909000	Oth dried leguminous vegetables,shelled, whether/not skinned, oth than for sowing	23 280	23 280	12 088	12 088
0714101100	Manioc (cassava),dried chips, sliced or in form of pellets	27 845	8 500 481	52 366	1 615 486
0714101900	Manioc (cassava),oth than dried chips, sliced or in form of pellets	28 334	128 563	54 401	304 833
0714109100	Manioc (cassava), oth than sliced/in form of pellets, frozen	48 130	585 030	37 827	372 008
0714109900	Manioc (cassava), oth than sliced/in form of pellets, other than frozen	12 480	62 270	24 960	53 580
0714201000	Sweet potatoes, frozen	442 913	3 169 283	589 693	4 132 773
0714209000	Sweet potatoes, not frozen	397 457	4 022 456	166 998	1 462 040
0714301000	Yams (Dioscorea spp.), frozen	300	300	135	135
0714401000	Taro (Colocasia spp.), frozen	10	37	20	75
0714409000	Taro (Colocasia spp.), not frozen	326 227	1 187 313	245 945	883 905

Tabel 3 : Ekspor Indonesia menurut Komoditi (Kode HS 10 digit)
Export of Indonesia by Commodity (10 digit of HS Code)

September 2016
September

Kode H S H S Code	Uraian golongan barang Group description	Berat bersih / Net weight (Kg)		Nilai / Value F.O.B. (U S \$)	
		Bulan ini Current month	Kumulatif Cum. Jan. to date	Bulan ini Current month	Kumulatif Cum. Jan. to date
(1)	(2)	(3)	(4)	(5)	(6)
0714909900	Arrowroot,salep,Jerusalem artichokes, root w/ high starch/inulin, not frozen	28 030	1 010 153	65 666	1 329 158
0801110000	Coconuts, desiccated, dried	6 778 980	58 266 175	10 511 730	85 399 224
0801120000	Coconuts, in the inner shell (endocarp), fresh	29 559 435	259 736 722	4 374 346	37 752 407
0801190000	Coconuts,oth than desiccated&in the iner shell, fresh/dried, whether/not shelled	8 729 266	66 715 690	2 310 219	16 697 316
0801310000	Cashew nuts, in shell, fresh or dried	3 736 135	21 704 704	6 540 773	30 088 693
0801320000	Cashew nuts, shelled, fresh or dried	574 806	7 799 168	4 423 572	45 003 504
0802110000	Almonds, in shell, fresh or dried	-	2 963	-	18 156
0802120000	Almonds, shelled, fresh or dried	-	40	-	420
0802310000	Walnuts, in shell, fresh or dried	-	682 980	-	1 046 619
0802320000	Walnuts, shelled, fresh or dried	-	6 202	-	11 039
0802700000	Kola nuts (Cola spp.), whether/not shelled/peeled, fresh or dried	-	20	-	309
0802800000	Areca nuts, whether/not shelled/peeled, fresh or dried	20 888 744	180 549 139	27 144 662	227 267 828
0802900000	Other nuts, whether/not shelled/peeled, fresh or dried	123 178	1 863 369	143 617	2 204 195
0803100000	Plantains, fresh or dried	675 798	6 411 753	440 830	4 300 672
0803900000	Bananas, oth than plantains, fresh or dried	666 053	8 069 053	418 469	4 409 120
0804100000	Dates, fresh or dried	-	414	-	1 724
0804300000	Pineapples, fresh or dried	173 116	1 088 680	141 664	864 451
0804400000	Avocados, fresh or dried	1 910	41 803	929	23 744
0804501000	Guavas, fresh or dried	5 265	304 990	1 415	260 564
0804502000	Mangoes, fresh or dried	89 571	187 886	93 272	244 164
0804503000	Mangosteens, fresh or dried	13 779	29 320 505	17 675	18 503 244
0805101000	Oranges, fresh	15	7 035	37	3 612
0805400000	Grapefruit, including pomelos, fresh or dried	-	2	-	2
0805500000	Lemons and limes, fresh or dried	226	1 208 524	125	605 467
0805900000	Other citrus fruit, fresh or dried	936	50 938	9 862	118 506
0807110000	Watermelons, fresh	19 253	189 096	17 737	177 219
0807190000	Other melons, fresh	9 663	84 859	12 750	129 343
0807209000	Other papaws (papayas), fresh	5 769	32 642	3 920	35 306
0809290000	Oth cherries, fresh	-	54 305	-	86 888
0809401000	Plums, fresh	72	180 133	158	127 329
0810100000	Strawberries, fresh	480	3 145	6 339	41 039
0810600000	Durians, fresh	6 894	10 027	8 830	21 112
0810902000	Lychees, fresh	-	6	-	14
0810903000	Rambutan, fresh	1 528	514 756	518	623 536
0810904000	Langsat, starfruit, fresh	-	4	-	16
0810905000	Jackfruits (cempedak and nangka), fresh	13 492	20 055	7 306	10 915
0810906000	Tamarinds, fresh	216 520	1 537 609	392 300	3 105 917
0810909100	Salacca (snake fruit), fresh	60 185	638 334	104 076	993 554
0810909200	Dragon fruit, fresh	1 140	21 443	11 991	64 099
0810909300	Sapodilla (ciku fruit), fresh	72	594	176	1 459
0810909900	Other fruit, fresh	11 496	140 660	8 901	167 057
0811100000	Strawberries, uncooked/steamed/boiled, frozen, whether/not added sugar/sweet	660	8 136	5 577	62 968
0811200000	Raspberries,blackberries,mulberries,loganberries,currants,gooseberries,frzn	1 469	16 673	22 601	253 962
0811900000	Other fruit&nuts,uncooked/steamed/boiled ,frozen, whether/not added sugar/sweet	120 900	654 730	144 678	620 695
0812909000	Oth fruit&nuts,provisionally preserved, not for immediate consumption	19 080	125 229	6 348	45 711
0813300000	Apples, dried	-	4	-	5
0813402000	Tamarinds, dried	6 722 340	13 272 808	3 554 828	6 822 350
0813409000	Other fruit,oth than heading 08.01 to 08.06, dried	129 622	875 394	174 926	1 397 099
0813501000	Mixture of nuts/dried fruits of which cashew nuts/brazil nuts predominate wght	525	1 766	5 302	29 001
0813503000	Mixture of nuts/dried fruits of which dates predominate by weight	-	27 512	-	19 991
0813509000	Oth mixtures of nuts or dried fruits	5	20 870	2	60 703
0901111000	Arabica WIB/robusta OIB, not roasted, not decaffeinated	42 939 050	263 250 390	97 703 633	639 990 053

Tabel 3 : Ekspor Indonesia menurut Komoditi (Kode HS 10 digit)
Export of Indonesia by Commodity (10 digit of HS Code)

September 2016
September

Kode H S HS Code	Uraian golongan barang Group description	Berat bersih / Net weight (Kg)		Nilai / Value F.O.B. (U S \$)	
		Bulan ini	Kumulatif	Bulan ini	Kumulatif
		Current month	Cum. Jan. to date	Current month	Cum. Jan. to date
(1)	(2)	(3)	(4)	(5)	(6)
0901119000	Coffee oth than Arabica WIB/robusta OIB, not roasted,not decaffeinated	770 617	2 095 129	1 409 474	4 258 387
0901121000	Arabica WIB/robusta OIB, not roasted, decaffeinated	219	28 352	1 628	69 129
0901129000	Coffee oth than Arabica WIB/robusta OIB, not roasted, decaffeinated	-	41 681	-	112 367
0901211000	Coffee, roasted, not decaffeinated, unground	750	112 206	9 009	447 698
0901212000	Coffee, roasted, not decaffeinated, ground	249 394	1 497 750	827 123	5 227 957
0901222000	Coffee, roasted, decaffeinated, ground	-	2	-	650
0901901000	Coffee husks and skins	20 100	20 100	8 478	8 478
0901902000	Coffee substitutes containing coffee	200	12 839	2 956	101 144
0902101000	Green tea leaves (not fermented), in packings _ 3 kg	426 699	5 224 978	953 780	10 885 383
0902109000	Green tea, oth than leaves, (not fermented), in packing _ 3 kg	318 677	3 235 670	1 810 815	17 775 640
0902201000	Green tea leaves (not fermented), in packing > 3 kg	50	84 491	20	358 579
0902209000	Green tea, oth than leaves (not fermented), in packing > 3 kg	100 003	1 078 744	232 330	3 025 136
0902301000	Black tea (fermented) & partly fermented tea, leaves, in packing _ 3 kg	-	51 766	-	100 525
0902309000	Black tea (fermented) & partly fermented tea, oth than leaves, in packing _ 3 kg	29 698	351 811	57 725	787 112
0902401000	Black tea (fermented) & partly fermented tea, leaves, in packing > 3 kg,	514 209	3 758 156	961 000	7 697 737
0902409000	Black tea (fermented) & partly permented tea, oth than leaves, in packing > 3 kg	2 855 443	24 467 197	4 827 736	44 030 499
0903000000	Mate	6 928	24 811	12 864	61 946
0904111000	White pepper, neither crushed nor ground	3 152 430	11 924 289	28 696 057	126 137 182
0904112000	Black pepper, neither crushed nor ground	3 461 331	16 036 468	27 302 671	132 042 669
0904119000	Other pepper, neither crushed nor ground	142 336	1 612 394	762 404	5 809 448
0904121000	White pepper, crushed or ground	157 260	455 057	1 671 556	5 431 779
0904122000	Black pepper, crushed or ground	41 136	445 491	387 867	4 444 593
0904129000	Other pepper, crushed or ground	6 714	47 654	3 262	105 876
0904211000	Chillies (fruits of the genus Capsicum), dried, neither crushed nor ground	1 000	131 178	6 782	755 882
0904219000	Oth fruits of genus Capsicum/Pimenta, dried,neither crushed nor ground	91 987	461 929	612 817	3 159 961
0904221000	Chillies (fruits of the genus Capsicum), dried, crushed/ground	158 950	996 325	812 726	4 935 985
0904229000	Oth fruits of genus Capsicum/ Pimenta, dried, crushed/ground	-	8 215	-	26 765
0905100000	Vanilla, neither crushed nor ground	68 026	475 984	8 089 336	48 590 207
0905200000	Vanilla, crushed or ground	449	15 458	65 553	1 300 923
0906110000	Cinnamon (Cinnamomum zeylanicum blume), neither crushed nor ground	1 033 209	8 479 561	2 489 838	18 608 953
0906190000	Cinnamon-tree flowers, neither crushed nor ground	631 129	5 187 197	1 331 986	9 963 766
0906200000	Cinnamon and cinnamon-tree flowers, crushed or ground	2 406 185	22 870 563	4 061 880	38 562 854
0907100000	Cloves (whole fruit, cloves & stems), neither crushed nor ground	2 187 111	7 866 190	5 216 776	21 771 066
0907200000	Cloves (whole fruit, cloves & stems), crushed or ground	100 899	610 764	403 733	2 288 456
0908110000	Nutmeg, neither crushed nor ground	812 695	7 015 273	4 503 035	30 210 185
0908120000	Nutmeg, crushed or ground	295 358	1 994 579	2 151 301	16 139 982
0908210000	Mace, neither crushed nor ground	133 210	1 917 572	1 536 278	11 248 764
0908220000	Mace, crushed or ground	71 390	621 264	886 055	6 798 953
0908310000	Cardamoms, neither crushed nor ground	434 356	2 205 631	504 363	2 945 821
0908320000	Cardamoms, crushed or ground	2 507	2 600	1 022	1 439
0909210000	Seeds of coriander, neither crushed nor ground	8 860	25 487	89 811	113 752
0909220000	Seeds of coriander, crushed or ground	61	3 097	175	4 965
0909310000	Seeds of cumin, neither crushed nor ground	-	48 790	-	130 507
0909320000	Seeds of cumin, crushed or ground	630	4 740	966	7 064
0909611000	Seeds of anise, neither crushed nor ground	-	5 535	-	18 118
0909613000	Seeds of caraway, neither crushed nor ground	-	400	-	40

Tabel 3 : Ekspor Indonesia menurut Komoditi (Kode HS 10 digit)
Export of Indonesia by Commodity (10 digit of HS Code)

September 2016
September

Kode H S H S Code	Uraian golongan barang Group description	Berat bersih / Net weight (Kg)		Nilai / Value F.O.B. (U S \$)	
		Bulan ini Current month	Kumulatif Cum. Jan. to date	Bulan ini Current month	Kumulatif Cum. Jan. to date
(1)	(2)	(3)	(4)	(5)	(6)
0909619000	<i>Seeds of fennel or juniper berries, neither crushed nor ground</i>	2	2	2	2
0909623000	<i>Seeds of caraway, crushed or ground</i>	-	7	-	57
0909629000	<i>Seeds of fennel or juniper berries, crushed or ground</i>	8	661	32	3 297
0910110000	<i>Ginger, neither crushed nor ground</i>	4 592 832	14 180 302	1 833 216	6 096 027
0910120000	<i>Ginger, crushed or ground</i>	7 344	165 825	33 278	784 813
0910200000	<i>Saffron</i>	2 550	149 035	977	34 778
0910300000	<i>Turmeric (curcuma)</i>	1 129 766	5 031 170	1 591 251	6 552 787
0910911000	<i>Curry</i>	-	2 339	-	17 450
0910919000	<i>Mixtures of spices, other than curry</i>	124 427	744 926	78 982	1 263 844
0910991000	<i>Thyme; bay leaves</i>	764	52 167	6 949	121 584
0910999000	<i>Other spices</i>	83 032	1 350 144	131 365	3 807 338
1001190000	<i>Durum wheat, oth than seed</i>	-	30	-	16
1001999090	<i>Other wheat, oth than seed, not for human consumption</i>	5 972 500	14 845 500	1 317 873	4 504 033
1005100000	<i>Maize (corn), seed</i>	150	185 977	303	425 578
1005901000	<i>Popcorn, oth than seed</i>	200	12 763	489	14 208
1005909000	<i>Oth maize (corn), oth than seeds</i>	215 000	13 828 047	85 053	3 083 024
1006101000	<i>Rice in the husk (paddy or rough), suitable for sowing</i>	-	97 740	-	234 576
1006109000	<i>Rice in the husk (paddy or rough), oth than for sowing</i>	-	193 188	-	118 000
1006209000	<i>Husked (brown) rice, other than of Thai Hom Mali rice</i>	1 800	3 022	1 081	5 081
1006303000	<i>Glutinous rice, semi-milled or wholly milled, whether/not polished/glazed</i>	-	74 000	-	126 173
1006309900	<i>Oth semi/wholly milled rice, whether/not polished/glazed, oth than parboiled</i>	-	75 944	-	131 080
1006401000	<i>Broken rice, of a kind used for animal feed</i>	-	1	-	1
1006409000	<i>Broken rice, oth than for animal feed</i>	-	525 008	-	190 683
1008300000	<i>Canary seeds</i>	50	18 786	750	28 635
1008900000	<i>Other cereals</i>	-	240	-	2 851
1101001010	<i>Wheat flour fortified</i>	4 331 969	39 805 224	1 772 207	16 852 466
1101001090	<i>Wheat flour not fortified</i>	537 595	6 949 448	238 375	3 193 214
1102200000	<i>Maize(corn) flour</i>	48 000	297 999	20 055	115 107
1102901000	<i>Rice flour</i>	24 783	157 970	30 881	149 683
1102902000	<i>Rye flour</i>	-	522	-	560
1102909000	<i>Oth cereal flours, oth than wheat/meslin /maize/rice/rye flour</i>	37 691	234 557	24 936	282 848
1103130000	<i>Groats & meals of maize/corn</i>	1 895	2 345	700	1 150
1103192000	<i>Groats & meals of rice</i>	1 000	6 200	940	6 718
1103199000	<i>Groats & meals of oth cereals, oth than meslin & rice</i>	-	24 335	-	20 267
1103200000	<i>Cereal pellets</i>	-	1 124	-	2 001
1104120000	<i>Cereal grains of oats, rolled or flaked grains</i>	-	200	-	375
1104191000	<i>Cereal grains of maize(corn), rolled or flaked grains</i>	-	760	-	353
1104199000	<i>Cereal grains of oth cereals, oth than oat/maize(corn), rolled or flaked grai</i>	300	296 227	145	46 928
1104230000	<i>Cereal grains of maize (corn), hulled, peraled, sliced/kibbled</i>	-	1 940	-	1 940
1104300000	<i>Germ of cereals, whole, rolled, flaked/ ground</i>	132 000	3 537 450	47 640	1 188 134
1105100000	<i>Flour, meal & powder of potatoes</i>	24 050	68 814	19 074	62 530
1105200000	<i>Flakes, granules & pellets of potatoes</i>	7 488	124 327	8 108	131 545
1106100000	<i>Flour,meal & powder of dried leguminous vegetbls of head 07.13</i>	750	46 148	456	91 799
1106201000	<i>Flour,meal & powder of manioc/cassava</i>	74 750	872 730	19 981	318 558
1106202100	<i>Meal of sago</i>	-	46 000	-	20 930
1106202900	<i>Flour & powder of sago</i>	-	196 520	-	55 294
1106209000	<i>Flour,meal & powder of roots/tuber head 07.14, oth than manioc(cassava) & sago</i>	37 000	455 510	43 566	439 611
1106300000	<i>Flour,meal & powder of edible fruits and nuts of prod.chap.8</i>	119 677	1 296 636	456 675	4 563 181
1108110000	<i>Wheat starch</i>	1 835	5 683	4 875	12 735
1108120000	<i>Maize(corn) starch</i>	3 360 000	16 060 366	1 138 214	5 592 998
1108130000	<i>Potato starch</i>	-	181 250	-	120 595
1108140000	<i>Manioc(cassava) starch</i>	715 600	6 635 863	385 343	3 764 420

Tabel 3 : Ekspor Indonesia menurut Komoditi (Kode HS 10 digit)
Export of Indonesia by Commodity (10 digit of HS Code)

September 2016
September

Kode H S HS Code	Uraian golongan barang Group description	Berat bersih / Net weight (Kg)		Nilai / Value F.O.B. (U S \$)	
		Bulan ini Current month	Kumulatif Cum. Jan. to date	Bulan ini Current month	Kumulatif Cum. Jan. to date
(1)	(2)	(3)	(4)	(5)	(6)
1108191000	Sago starch	653 020	5 392 622	137 160	1 857 950
1108199000	Other starches (oth than wheat,maize, potato, manioc & sago)	82 600	3 983 130	25 685	473 401
1108200000	Inulin	-	14 000	-	39 942
1201100000	Seed of soya beans,whether or not broken	-	20 000	-	2 000
1201900000	Soya beans, oth than seed, whether or not broken	152 000	1 012 558	21 445	233 682
1202300000	Seed of ground-nuts, whether/not shelled/broken	535	6 953	8 780	24 095
1202410000	Oth than seed of ground-nut,not roasted/ othwise cooked,in shell	188 316	1 459 241	375 992	2 658 015
1202420000	Oth than seed of ground-nut,not roasted/ cooked,shelled,whether/not broken	2	19 219	3	11 436
1203000000	Copra	532 226	8 749 435	505 856	7 099 316
1204000000	Linseed, whether or not broken.	-	2 588	-	4 210
1205100000	Low erucic acid rape/colza seeds whether or not broken	-	30 180	-	99 594
1207101000	Palm nuts & kernels, whether/not broken suitable for sowing	392	2 997	71 000	570 765
1207102000	Palm nuts & kernels, whether/not broken not suitable for sowing	16 359 808	252 555 282	18 155 133	81 201 029
1207290000	Cotton seeds, oth than seed, whether/ or not broken	131 824	661 458	40 948	250 514
1207300000	Castor oil seeds, whether or not broken	-	2 000	-	1 153
1207401000	Sesamum seeds, whether or not broken, edible	-	228 025	-	205 705
1207409000	Sesamum seeds, whether or not broken, not edible	38 000	775 374	13 300	644 015
1207999000	Other oil seeds & oleaginous fruits, whether or not broken	500	30 580	1 500	169 154
1208100000	Flours and meals of soya beans	-	148 779	-	203 248
1208900000	Flours&meals of oth oil seed/oleaginous fruits oth than mustard	11 660	12 580	24 716	28 601
1209100000	Sugar beet seed, used for sowing	300	300	540	540
1209210000	Lucerne (alfalfa) seeds, of a kind used for sowing	2	2	91	91
1209292000	Other beet seed, of a kind used for sowing	-	400	-	600
1209299000	Other seed of forage plants, of a kind used for sowing	38 021	191 924	115 506	507 901
1209300000	Seeds of herbaceous plants cultivated principally for their flowers	111	586	343 609	1 688 740
1209919000	Other vegetable seeds, other than onion seeds, of a kind used for sowing	152 924	542 399	507 685	3 124 417
1209999000	Other seed, fruit, and spores, of a kind used for sowing	53 404	302 641	61 227	1 563 800
1211201000	Ginseng roots,cut, crushed/powdered form ,fresh/dried	-	593	-	106 018
1211209000	Ginseng roots, not in cut or crushed or powdered form, fresh/dried	211	98 956	53 385	227 000
1211901400	Other plants, in cut,crushed or powdered form, used for pharmacy, fresh/dried	53 030	366 817	44 799	297 929
1211901900	Other plants & parts of plants, in other forms, for pharmacy	-	12 590	-	41 551
1211909100	Pyrethrum, in cut,crushed/powdered form, fresh/dried	9 283	1 641 163	63 449	1 275 584
1211909200	Pyrethrum, in other form, fresh/dried	-	49	-	140
1211909400	Sandalwood, fresh/dried	215	6 835	2 475	48 338
1211909500	Agarwood (gaharu) chips, fresh/dried	95 452	1 181 488	697 949	6 215 036
1211909800	Oth plants&parts of plants, not for pharmacy, in cut,crushed/powdered form	200 956	1 576 607	286 632	1 957 097
1211909900	Oth plants&parts of plants, not for pharmacy, not cut,crushed/powdered for	267 387	2 826 282	534 458	5 048 884
1212211000	Eucheuma spp,fresh,chilled,frozen,dried, for human consumption	1 853 965	31 101 919	1 241 572	22 008 692
1212212000	Gracilaria lichenoides,fresh,chilled, frozen,dried, for human consumption	2 146 015	17 905 581	1 747 369	11 694 859
1212219000	Other seaweed & algae, fresh, chilled, frozen,dried, for human consumption	3 848 327	29 095 108	2 817 516	18 881 330
1212291100	Seaweeds & oth algae,fresh,chilled/dried of a kind used in pharmacy	-	341 028	-	34 194

Tabel 3 : Ekspor Indonesia menurut Komoditi (Kode HS 10 digit)
Export of Indonesia by Commodity (10 digit of HS Code)

September 2016
September

Kode H S HS Code	Uraian golongan barang Group description	Berat bersih / Net weight (Kg)		Nilai / Value F.O.B. (U S \$)	
		Bulan ini Current month	Kumulatif Cum. Jan. to date	Bulan ini Current month	Kumulatif Cum. Jan. to date
(1)	(2)	(3)	(4)	(5)	(6)
1212291900	Seaweeds & oth algae,fresh,chilled/dried used in dyeing,tanning,perfumery	5 165 772	41 913 911	3 420 365	27 331 991
1212292000	Seaweeds & oth algae,fresh,chilled/dried for oth,not for human consumption	760 585	6 437 390	416 532	3 668 040
1212293000	Seaweeds & oth algae,frozen, not for human consumption	957 350	9 442 370	720 484	6 809 430
1212939000	Sugar cane, fresh,chilled,frozen/dried, whether/not ground, not for planting	-	356 760	-	145 059
1212990000	Other vegetable product, for human consumption, n.e.s or included	115 094	1 661 980	182 488	2 987 532
1213000000	Cereal straw & husks,unprepared,whether/ not chopped,ground,preserved/pellets	-	5 490	-	2 275
1214100000	Lucerne (alfalfa) meal and pellets	292	5 802	208	1 576
1214900000	Other forage products,whether/not in for of pellets,oth than lucerne (alfalfa)	6 003	10 633	6 802	10 770
1301200000	Gum arabic	-	1 925	-	6 699
1301901000	Gum benjamin	189 842	1 659 986	592 915	3 577 327
1301902000	Gum damar	1 967 379	18 045 572	1 309 083	14 145 008
1301903000	Cannabis resin	-	11	-	123
1301904000	Lac	11 651	28 892	12 216	40 651
1301909000	Other natural gum and resin	887 799	11 138 775	1 015 434	12 052 995
1302193000	Other medicinal extracts derived from vegetable products, whether/not modifi	-	59 744	-	309 872
1302194000	Vegetable saps&extracts of pyrethrum/of the root of plants contain rotenone	38	605	401	178 051
1302199000	Other vegetable saps and extracts	120 946	1 675 562	237 923	2 560 614
1302200000	Pectic substances, pectinates & pectates	-	125 491	-	89 726
1302310000	Agar-agar	78 982	731 231	1 106 580	6 362 029
1302320000	Mucilages&thickeners, whether/not modifi, derived from locust beans/guar seeds	-	2 920	-	37 334
1302391010	Carageenan in powder form	425 245	3 513 810	2 360 065	20 848 608
1302391090	Carageenan not in powder form	-	339 450	-	1 731 491
1302399000	Oth mucilages & thickeners, whether/not modified,derived from vegetable produc	4 026	272 303	3 575	546 549
1401100000	Bamboos used primarily for plaiting, cleaned, bleached/dyed	178 164	1 412 813	104 724	848 831
1401900000	Oth vegetable material used for plaiting ,oth than bamboos&rattan,cleaned,bleac	43 327	386 313	104 791	790 194
1404200000	Cotton linters	-	51 612	-	88 635
1404902010	Barks of a used primarily in tanning	13 500	191 092	1 260	120 421
1404902090	Oth vegetable products of a kind used in tanning/dyeing, oth than barks	301 416	2 906 720	55 987	545 309
1404903000	Kapok	165 210	2 431 980	257 936	2 741 103
1404909000	Oth vegetable prodcts not used primarily in tanning/dyeing, nes	118 341 654	867 128 124	8 734 643	64 929 282
1503009000	Lard oil, oleo-oil and tallow oil, not emulsified or mixed or othwise prepare	-	11	-	97
1504109000	Oth than solid fract of fish-liver oils whet/not refined,not chemically modifi	36 200	303 148	372 252	3 250 667
1504209000	Oth than solid fract of fats&oils fish oth than liver oils,not chemically mod	92 080	762 539	102 092	1 187 238
1505009000	Wool grease & fatty substance derived therefrom, oth than lanolin	-	9	-	4
1506000000	Oth animal fats&oils&their fractions wht /not refined, not chemically modified	109	7 232	3 051	33 284
1507100000	Crude oil of soya bean, whether/not refined, whether/not degummed	-	96	-	1 497
1507909000	Fraction of refined soya-bean oil, not chemically modified	-	2 700	-	3 152
1508100000	Crude oil of ground-nut, whether/not refined, not chemically modified	-	31	-	35
1509109000	Virgin olive oil,packing of net weight >30 kg,not chemically modified	-	205	-	463

Tabel 3 : Ekspor Indonesia menurut Komoditi (Kode HS 10 digit)
Export of Indonesia by Commodity (10 digit of HS Code)

September 2016
September

Kode H S HS Code	Uraian golongan barang Group description	Berat bersih / Net weight (Kg)		Nilai / Value F.O.B. (U S \$)	
		Bulan ini Current month	Kumulatif Cum. Jan. to date	Bulan ini Current month	Kumulatif Cum. Jan. to date
(1)	(2)	(3)	(4)	(5)	(6)
1509909900	Fraction of refined olive oil,in packing of net weight >30 kg	-	11	-	97
1510009000	Fractions of refined oil, solely from olives,whet/not refined,not chemcl mod	-	1 035	-	642
1511100000	Crude palm oil	433 909 707	3 415 204 726	290 921 051	2 059 475 433
1511901900	Unsolid fractions of unrefined palm oil, not chemically modified	-	16 249 687	-	8 826 079
1511909110	Solid fractions of refined palm oil, packing of a net weight_20kg	3 914 606	67 108 500	2 630 232	36 707 833
1511909190	Solid fractions of refined palm oil, packing of a net weight>20kg	170 904 703	1 477 475 650	111 652 914	838 494 002
1511909200	Unsolid fractions of refined palm oil, packing net weight_20kg	90 317 262	973 811 030	69 432 430	691 247 502
1511909900	Unsolid fractions of refined palm oil, packing net weight>20kg	972 002 477	9 540 471 292	650 907 779	5 796 949 947
1512210000	Crude oil of cotton seed, whether/not gossypol has been removed	2	15 204	80	17 135
1513110000	Crude oil of coconut (copra)	26 377 748	241 649 570	38 398 603	302 901 074
1513191000	Fractions of unrefined coconut oil, not chemically modified	2 412	1 499 323	4 585	2 062 888
1513199000	Fractions of refined coconut oil, not chemically modified	25 454 090	222 988 077	38 459 021	306 897 489
1513211000	Crude oil of palm kernel	16 819 337	174 346 216	22 832 865	177 309 595
1513219000	Crude oil of babassu	138	532	230	4 079
1513291300	Unsolid fractions of unrefined palm kernel oil (palm kernel olein)	-	2 000 912	-	1 582 721
1513291400	Unsolid fractions of unrefined babassu oil	-	12	-	138
1513299100	Solid fractions of refined palm kernel oil	9 550 952	62 445 384	14 795 883	82 950 175
1513299400	Palm kernel olein, refined, bleached & deodorized (RBD)	12 764 411	63 795 700	16 868 335	69 810 267
1513299500	Palm kernel oil, RBD	97 993 751	825 606 643	135 047 410	946 027 517
1513299600	Oth fractions of refined palm kernel oil	3	4	3	6
1514199000	Fraction of refined low erucic acid rape/colza oil	-	40	-	38 690
1515291900	Unsolid fraction of unrefined maize (corn) oil	-	70	-	1 833
1515501000	Crude oil of sesame	-	1 569	-	20 040
1515509000	Fraction of refined sesame oil, not chemically modified	533	728	363	439
1515901100	Crude oil of tengkawang	-	28 800	-	45 840
1515901900	Fractions of refined tengkawang oil, not chemically modified	-	60 800	-	67 612
1515902900	Fractions of refined tung oil, not chemically modified	1	2	88	176
1515909100	Crude oil of other fixed vegetable oils	-	15 200	-	17 100
1515909900	Fractions of refined other fixed vegetable oils, oth fixed vegetable fa	93 000	1 278 555	232 146	1 605 032
1516201300	Re-esterified fats&oils of palm oil,oth than crude and its fraction	6 000 000	64 802 117	3 744 000	35 354 017
1516201400	Re-esterified fats & oils of coconut and its fraction	208 209	1 610 620	350 909	2 453 968
1516201500	Re-esterified fats & oils of palm kernel & its fraction,crude	676 886	4 448 302	2 978 643	18 601 234
1516201700	Re-esterified fats & oils of ground nuts & its fraction	-	821	-	2 959
1516201900	Re-esterified fats&oils of oth vegetable fat&oils, and its fraction	341 310	1 390 355	539 420	1 640 294
1516202110	Hydrogenated fats in flakes of palm oil	2	2 385	4	3 495
1516202120	Hydrogenated fats in flakes of palm olein	-	1	-	20
1516202130	Hydrogenated fats in flakes of palm stearin	805 000	5 404 760	609 036	3 786 752
1516202140	Hydrogenated fats in flakes of palm kernel oil	-	180 000	-	247 050
1516202150	Hydrogenated fats in flakes of palm kernel olein	562 500	1 012 500	727 088	1 299 488
1516202160	Hydrogenated fats in flakes of palm kernel stearin	-	45 000	-	63 113
1516202170	Hydrogenated fats in flakes of coconuts	2	915 152	180	302 683
1516202190	Hydrogenated fats in flakes of ground- nut, soya beans	4 830	37 350	6 614	41 689
1516202900	Hydrogenated fats in flakes of other vegetable fats & oils	-	278	-	1 065

Tabel 3 : Ekspor Indonesia menurut Komoditi (Kode HS 10 digit)
Export of Indonesia by Commodity (10 digit of HS Code)

September 2016
September

Kode H S HS Code	Uraian golongan barang Group description	Berat bersih / Net weight (Kg)		Nilai / Value F.O.B. (U S \$)	
		Bulan ini Current month	Kumulatif Cum. Jan. to date	Bulan ini Current month	Kumulatif Cum. Jan. to date
(1)	(2)	(3)	(4)	(5)	(6)
1516205200	<i>Palm stearin, w/ iodine value_ 48, RBD</i>	8 386 500	48 628 701	15 572 647	50 516 221
1516209300	<i>Other fat & oils of olives and their fractions</i>	-	720	-	16 934
1516209500	<i>Hydrogenated castor oil (opal wax)</i>	-	1	-	4
1516209700	<i>Hydrogenated & RBD palm kernel stearin or olein</i>	11 681 708	66 925 993	16 531 873	78 491 111
1516209800	<i>Oth fat & oils of ground-nuts, palm oil or coconuts and their fractions</i>	285 884	3 863 657	401 190	4 857 946
1516209900	<i>Oth vegetable fats and oils and their fractions</i>	1 170 052	7 928 097	1 388 201	9 799 663
1517100000	<i>Margarine,excl. liquid margarine</i>	9 720 627	61 445 939	7 327 881	43 860 650
1517901000	<i>Imitation ghee</i>	357 810	5 690 058	312 248	3 895 131
1517902000	<i>Liquid margarine</i>	-	12 160	-	83 045
1517904300	<i>Shortening</i>	50 329 714	390 622 644	36 135 561	257 822 735
1517905000	<i>Solid mixtures or prep of vegetable fats or oils or of their fractions</i>	5 729 260	49 392 890	8 147 325	55 871 982
1517906400	<i>Liquid mixtures or prep of oth palm oil predominates,packng net weight_ 20kg</i>	-	287 720	-	194 842
1517906500	<i>Liquid mixtures or prep of palm kernel oil predominates</i>	-	3 574 900	-	3 649 455
1517906600	<i>Liquid mixtures or prep of palm kernel olein predominates</i>	-	1 297 620	-	1 222 664
1517906800	<i>Liquid mixtures or prep of illipe nut oil predominates</i>	18 380	844 406	47 108	2 457 242
1517906900	<i>Liquid mixtures or prep of oth vegetable fats/oil predominates</i>	-	357 700	-	453 686
1517909000	<i>Oth edible mixtures or prep of animal or vegetable fats or oils</i>	13 075 626	92 000 340	12 675 240	91 463 790
1518001400	<i>Ground-nut,soya-bean, palm/coconut oil boiled,dehydrated,oxidasd,sulphurisd</i>	-	1 243 155	-	745 400
1518001500	<i>Linseed oil&its fract,boiled, oxidised, dehydrated,sulphurised,blown,polymeris</i>	60	60	1 619	1 619
1518001600	<i>Olive oil&its fract, boiled, oxidised, dehydrated,sulphurised,blown,polymeris</i>	-	22 082	-	45 357
1518001900	<i>Oth vegetbl fat&oils&their fract,boiled, dehydrate,sulphurise,blown,polymerised</i>	4	1 004	20	2 776
1518003100	<i>Inedible mixtures/preparations of oil palm fruit/palm kernels fats/oils</i>	-	344 000	-	137 600
1518003400	<i>Inedible mixtures/preparations of olives fats/oils or of different fats/oils fr</i>	144	225	1 806	4 080
1518003900	<i>Inedible mixtures/preparations of other vegetable fats/oils/of differ oil frac</i>	4 826 760	42 927 089	3 098 031	27 356 207
1518006000	<i>Inedible mixture/preparations of animal/ vegetable fats/oils/of their fraction</i>	3 720 950	27 284 422	2 145 546	14 996 736
1520001000	<i>Crude glycerol</i>	24 653 703	263 312 559	3 839 890	39 041 799
1520009000	<i>Glycerol waters & glycerol lyes</i>	18 000	741 810	20 700	2 905 148
1521100000	<i>Vegetable waxes(oth.than triglycerides) whether or not refined or colored</i>	-	2 524 475	-	4 518 800
1522009000	<i>Residues resulting from the treatment of fatty substan or animal/vegetable waxe</i>	1 424 720	9 826 980	623 167	3 645 544
1601001000	<i>Sausags&smilar prdct of meat,meat offal/ blood,prepare of it,in airtight contai</i>	-	3 767	-	7 513
1601009000	<i>Sausags&smilar prdct of meat,meat offal/ blood, not in airtight containr</i>	3 234	24 575	8 471	48 901
1602109000	<i>Homogenised preparation of meat, offal/ blood,not cont pork,not irtight contai</i>	-	175	-	660
1602321000	<i>Chicken curry of species gallus domesticus, in airtight containers</i>	-	662	-	3 919
1602329000	<i>Oth prepared/preserved meat, offal/blood of fowls of species gallus domesticus</i>	-	38	-	152
1602500000	<i>Oth prepared/preserved meat, offal/blood of bovine animals</i>	1 000	9 944	475	16 839
1602909000	<i>Oth prepared/preserved meat, offal/blood of any animal</i>	1 150	28 857	1 200	63 901
1603001000	<i>Extracts & juices of chicken, w/ herbs</i>	-	1 097	-	1 064
1603003000	<i>Extracts&juices of oth meat,fish/crusta, molluscs/aquatic invertebr,w/ herbs</i>	16 800	220 416	25 740	368 323

Tabel 3 : Ekspor Indonesia menurut Komoditi (Kode HS 10 digit)
Export of Indonesia by Commodity (10 digit of HS Code)

September 2016
September

Kode H S HS Code	Uraian golongan barang Group description	Berat bersih / Net weight (Kg)		Nilai / Value F.O.B. (U S \$)	
		Bulan ini Current month	Kumulatif Cum. Jan. to date	Bulan ini Current month	Kumulatif Cum. Jan. to date
(1)	(2)	(3)	(4)	(5)	(6)
1603009000	Extracts&juices of oth meat,fish/crusta, molluscs/aquatic invertebr,w/o herbs	1	771	1	3 574
1604131100	Sardines, whole/in pieces,not in minced, in airtight containers	848 356	8 348 487	1 848 786	17 286 044
1604131900	Sardines, whole/in pieces,not in minced, not in airtight containers	382 646	3 738 976	840 390	8 029 594
1604139100	Sardinella&brisling/sprats,whole/in piec ,not in minced,in airtight container	75	746	45	348
1604139900	Sardinella&brisling/sprats,whole/in piec ,not in minced,not in airtight contai	56 235	349 668	78 883	507 465
1604141100	Tunas,whole/in pieces, not in minced, in airtight container	4 851 722	38 918 056	20 730 129	158 326 804
1604141900	Skipjack & bonito(sarda spp.), whole/in pieces,not in minced,in airtight conta	76 000	697 879	362 800	2 773 086
1604149000	Tunas,skipjack,bonito,whole/ in pieces, not in minced,not in airtight containe	1 436 663	12 203 843	6 344 083	46 057 969
1604151000	Mackerel, whole/in pieces,not in minced, in airtight containers	-	167 069	-	279 681
1604161000	Anchovies, whole/in pieces,not in minced , in airtight containers	9 072	36 288	64 411	273 067
1604169000	Anchovies, whole/in pieces,not in minced , not in airtight containers	-	9 329	-	8 829
1604179000	Eel,whole/in pieces,not in minced, not in airtight containers	2 700	11 174	16 065	67 683
1604192000	Horse mackerel,whole/in pieces,not in minced, in airtight containers	-	2 366	-	7 115
1604193000	Oth fish,whole/in pieces, not in minced, in airtight containers	-	150	-	75
1604199000	Oth fish,whole/in pieces, not in minced, not in airtight containers	4 764	36 839	18 755	186 309
1604201900	Sharks fins, ready for immediate consumption,not in airtight containers	24 750	154 221	136 125	695 377
1604202900	Fish sausages,not in airtight containers	-	12	-	85
1604209310	Fish & shrimp ball, frozen, boiled or steamed	4 509	85 782	15 175	294 589
1604209900	Other prepared/preserved fish, not in airtight containers	2 140	17 314	6 182	63 778
1604320000	Caviar substitutes prepared from fish egg	229 538	555 058	3 912 387	8 276 605
1605101000	Crabs,prepared,in airtight containers	431 728	4 411 504	5 600 277	61 618 861
1605109000	Crabs,prepared,not in airtight container	634 107	8 388 907	9 779 969	130 030 684
1605211000	Shrimps paste,not in airtight containers	832 316	10 122 217	8 395 519	57 804 464
1605219010	Fish paste, not in airtight containers	62 000	658 155	162 000	1 888 601
1605219020	Shrimp breaded,not in airtight container	545 221	5 073 433	4 235 935	37 330 781
1605219090	Other prepared shrimps&prawns, not in airtight containers	1 419 819	14 047 714	14 226 885	129 861 548
1605291000	Shrimps paste, in airtight containers	39 574	2 797 480	260 348	26 197 104
1605299020	Shrimp breaded, in airtight containers	66 335	717 763	524 324	5 185 585
1605299090	Other prepared shrimps&prawn,in airtight containers	134 106	717 327	1 407 416	7 634 750
1605300000	Lobster, prepared/preserved	60	3 363	820	44 381
1605400000	Oth crustaceans, prepared/preserved	10 482	23 763	118 194	213 758
1605520000	Scallops,incl queen scallops, prepared/ preserved	1 029	121 070	3 544	144 359
1605540000	Cuttle fish & squid, prepared/preserved	206 199	1 481 258	826 726	4 941 213
1605550000	Octopus, prepared/preserved	7 633	66 967	10 626	99 894
1605560000	Clams, cockles & arkshells, prepared/ preserved	86 273	1 235 754	251 229	3 767 285
1605570000	Abalone, prepared/preserved	305	786	1 623	4 110
1605580000	Snails,oth than sea snails,prepared/ preserved	116 724	1 071 484	536 371	5 107 811
1605590000	Oth molluscs, prepared/preserved	-	339	-	1 257
1605610000	Sea cucumbers, prepared/preserved	25 211	401 486	86 744	1 876 775
1605630000	Jellyfish, prepared/preserved	-	48 025	-	51 459
1605690000	Oth aquatic invertebrates, prepared/ preserved	19 398	130 998	91 361	526 658
1701120000	Beet sugar,raw,not added flavour/colour	5 068	40 836	5 199	57 899
1701130000	Cane sugar,raw, not added flavour/colour	24	24	42	42
1701140000	Oth cane sugar, raw, not added flavour/ colour	80	788 093	218	92 594
1701910000	Oth raw sugar,added flavour/colour	105	3 583	84	3 190

Tabel 3 : Ekspor Indonesia menurut Komoditi (Kode HS 10 digit)
Export of Indonesia by Commodity (10 digit of HS Code)

September 2016
September

Kode H S HS Code	Uraian golongan barang Group description	Berat bersih / Net weight (Kg)		Nilai / Value F.O.B. (U S \$)	
		Bulan ini	Kumulatif	Bulan ini	Kumulatif
		Current month	Cum. Jan. to date	Current month	Cum. Jan. to date
(1)	(2)	(3)	(4)	(5)	(6)
1701991100	Refined sugar,white	162	71 655	280	49 127
1701991900	Refined sugar, oth thanwhite	10 940	342 161	19 055	492 349
1701999000	Chemically pure sucrose, in solid form	135 285	610 594	315 801	951 707
1702110000	Lactose & lactose syrup,lactose_99%, as anhydrous lactose,calculate on dry mat	-	10 000	-	12 100
1702190000	Lactose & lactose syrup,lactose<99%	113 269	195 743	108 855	266 268
1702200000	Maple sugar & maple syrup	17 957	138 362	35 081	290 784
1702301000	Glucose,no fructose or in dry state w/ fructose<20%	132 000	1 033 145	104 337	804 027
1702302000	Glucose syrup,no fructose / in dry state w/ fructose<20%	479 365	2 500 221	297 988	1 643 096
1702400000	Glucose & glucose syrup, containing 20%_fructose< 50%,excl invert sugar	-	422	-	2 524
1702500000	Chemically pure fructose	-	10 000	-	16 565
1702602000	Fructose syrup,in dry state w/ fructose >50%, excl invert sugar	1 200	3 960	1 200	4 418
1702901900	Maltose syrup,in dry state w/ fructose 50%	74 230	421 788	169 192	900 925
1702902000	Artificial honey,whether/not mixed with natural honey,in dry w/ fructose 50%	456	41 334	3 380	28 323
1702903000	Flavoured/coloured sugars (excl maltose), fructose 50%	-	32 652	-	46 170
1702904000	Caramel,fructose 50%	600	2 845	995	5 414
1702909100	Syrup of sugar, in dry state w/ fructose 50%	41 266	499 146	44 747	656 256
1702909900	Other sugar,incl invert sugar and sugar syrup blends, in dry w/ fructose 50%	2 397 769	13 961 288	4 543 344	24 706 023
1703101000	Cane molasses,added flavour/colour matter	686 920	2 209 620	90 673	239 000
1703109000	Cane molasses,not added flavour/colour	98 784 308	301 975 715	12 234 316	38 270 307
1703901000	Oth molasses result from extract/refine of sugar,add flavour/colour	9	1 824	24 750	28 647
1703909000	Oth molasses result from extract/refine of sugar,not add flavour/colour	1 148	253 109	2 321	491 961
1704100000	Chewing gum,whether/not sugar-coated	132 156	1 208 888	393 847	3 697 643
1704901000	Medicated pastilles & drops	-	1 050	-	6 574
1704902000	White chocolate, not containing cocoa	84 374	888 111	220 353	2 179 456
1704909100	Oth sugar confectionery,not cont.cocoa, soft,cont gelatin	610 557	4 024 413	2 031 306	14 246 426
1704909900	Oth sugar confectionery,not cont.cocoa, oth soft,cont gelatin	3 980 735	28 775 125	9 559 318	70 297 006
1801000000	Cocoa beans,whole/broken,raw/roasted	1 481 979	21 563 790	4 486 266	64 464 531
1802000000	Cocoa shells, husks, skins & other cocoa waste	963 799	7 544 352	270 267	1 596 325
1803100000	Cocoa paste,not defatted	1 805 052	14 202 919	9 122 592	64 612 523
1803200000	Cocoa paste,wholly/partly defatted	5 717 694	53 197 843	12 354 437	120 850 737
1804000000	Cocoa butter,fat & oil	10 687 134	79 560 012	72 937 217	499 720 048
1805000000	Cocoa powder,not containing add sugar or other sweetening matter	5 775 121	51 064 318	13 234 634	110 281 457
1806100000	Cocoa powder,containing add sugar or oth sweetening matter	816	143 938	5 216	351 191
1806201000	Chocolate confectionary in blocks, slab/ bars,weight>2kg	710 895	6 179 158	1 756 338	13 395 209
1806209000	Other chocolate, liquid,paste,granular/ oth bulk form,packing>2kg	136 074	766 909	482 506	2 873 828
1806311000	Filled chocolate confectionary in blocks ,slabs,bars,weight_2kg	12 751	236 114	60 877	1 468 383
1806319000	Other chocolate,in blocks,slabs,bars, filled,weight_2kg	4 267	56 569	13 888	233 770
1806321000	Chocolate confectionary in blocks,slabs bars,not filled,weight_2kg	163 545	1 335 605	426 366	3 619 929
1806329000	Other chocolate,in blocks,slabs,bars, not filled,weight_2kg	215 539	2 232 246	577 142	6 020 880
1806901000	Chocolate confectionary in tablets or pastilles	11 902	406 876	58 861	2 003 961
1806903000	Food preparations of flour,meal,starch, malt extract, cont 40%_cocoa<50%	1 509	2 820	41 794	47 058
1806909000	Oth chocolate and food preparation cont cocoa	366 220	2 075 205	645 792	3 624 882
1901101000	Preparations for infant use of malt extract, for retail sale	261	1 152	675	10 314

Tabel 3 : Ekspor Indonesia menurut Komoditi (Kode HS 10 digit)
Export of Indonesia by Commodity (10 digit of HS Code)

September 2016
September

Kode H S H S Code	Uraian golongan barang Group description	Berat bersih / Net weight (Kg)		Nilai / Value F.O.B. (U S \$)	
		Bulan ini Current month	Kumulatif Cum. Jan. to date	Bulan ini Current month	Kumulatif Cum. Jan. to date
(1)	(2)	(3)	(4)	(5)	(6)
1901102000	Preparations for infant use of goods of head 04.01-04.04, for retail sale	792 000	4 067 211	2 538 008	13 441 894
1901103000	Preparations for infant use of soya bean powder, for retail sale	-	370	-	168
1901109100	Medical foods, preparations for infant use, for retail sale	-	10 060	-	35 210
1901109900	Oth preparations for infant use,w/ cocoa <40%, for retail sale	26 835	331 561	90 301	1 144 943
1901201000	Mixes & doughs of flour, groats, meal, starch/malt extract, not cont. cocoa	192 490	1 058 426	216 779	1 244 222
1901202000	Mixes & doughs of flour, groats, meal, starch/malt extract, containing cocoa	7 650	19 441	18 818	55 412
1901203000	Oth mixes and doughs for prep. of bakers wares, not containing cocoa	50 204	292 317	93 566	596 032
1901204000	Oth mixes and doughs for prep. of bakers wares, containing cocoa	1 394	18 108	223	19 416
1901901900	Oth than medical foods for infant not put up for retail sale	339	80 333	235	281 627
1901902000	Malt extract	5 000	37 283	13 000	91 450
1901903200	Oth than filled milk, containing cocoa powder of goods of head. 04.01 to 04.04	141 442	580 535	486 160	1 939 100
1901903900	Oth of goods of heading 04.01 to 04.04	22 916	415 387	115 740	2 023 098
1901904100	Oth soya based preparation, in powder form	-	50	-	15
1901904900	Oth soya based preparations, in other form	12 482	144 726	60 423	739 723
1901909100	Oth soya based preparation Medical foods	10 771	129 673	49 229	486 826
1901909910	Kerupuk of shrimps	637 491	6 545 731	1 746 193	17 375 343
1901909990	Oth than kerupuk of shrimps	1 050 427	9 874 970	1 697 429	15 395 474
1902110000	Uncooked pasta, not stuffed/otherwise prepared, containing eggs	16 640	107 542	22 793	137 686
1902192000	Uncooked pasta,not stuffed/otw prep.not cont.eggs,rice vermicelli (bee hoon)	20	64 951	10	63 523
1902193000	Uncooked pasta,not stuffed/otw prep.not cont. eggs, transparent vermicelli	4 112	24 602	1 975	27 738
1902194000	Uncooked pasta, not stuffed/otherwise prepared, not containing eggs, noodles	248 394	2 731 511	298 516	1 780 790
1902199000	Uncooked pasta, not stuffed/otherwise prepared, not containing eggs	554 285	5 757 910	741 548	7 131 068
1902201000	Stuffed pasta with meat or meat offal, whether or not cooked or otw prepared	19 142	50 484	98 576	294 891
1902203000	Stuffed pasta w/ fish,crustaceans/ molluscs,whether/ not cooked/ otw prep.	-	1 539	-	8 743
1902209000	Stuffed pasta w/o meat/meat offal,fish, crustac/mollsc,wthr/not cook/ otw prep	-	1 569	-	5 166
1902302000	Oth pasta, instant rice vermicelli	7 827	59 056	34 790	228 962
1902303000	Oth pasta, transparant vermicelli	28 475	214 522	29 773	252 090
1902304000	Oth pasta, oth instant noodles	9 761 996	77 232 641	15 000 065	120 361 967
1902309000	Oth pasta,not instant rice vermicelli, transp vermicelli,oth instant noodles	1 572 012	9 320 855	1 854 628	10 788 273
1903000000	Tapioca&substitutes thf prep fr starch, in flake,grain,pearl,sifting/ sim form	109 526	2 256 283	209 443	2 558 689
1904101000	Prep food obtain by the swell/roasting of cereals/cereal products, cont cocoa	210	3 515	93	14 930
1904109000	Prep food obtain by the swell/roasting of cereal/cereal product,not cont cocoa	187 230	1 341 389	700 902	4 710 037
1904201000	Prepared foods obtained from unroasted cereal flakes	4 460	64 949	10 703	126 221
1904209000	Prep food obtain fr mixture f unroasted cereal flake and roast cer flk/swel cer	33 383	226 198	61 363	401 575
1904300000	Bulgur wheat	-	598	-	1 370
1904901000	Rice preparations, including pre-cooked rice	37 691	270 767	247 999	1 769 758
1904909000	Oth prepared foods obtained of cereals or cereal products	138 971	1 415 604	395 302	3 393 034
1905100000	Crispbread	48 351	4 603 967	136 082	1 157 421
1905200000	Gingerbread and the like	4 757	12 851	16 945	29 048

Tabel 3 : Ekspor Indonesia menurut Komoditi (Kode HS 10 digit)
Export of Indonesia by Commodity (10 digit of HS Code)

September 2016
September

Kode H S HS Code	Uraian golongan barang Group description	Berat bersih / Net weight (Kg)		Nilai / Value F.O.B. (U S \$)	
		Bulan ini Current month	Kumulatif Cum. Jan. to date	Bulan ini Current month	Kumulatif Cum. Jan. to date
(1)	(2)	(3)	(4)	(5)	(6)
1905311000	Sweet biscuits not containing cocoa	4 421 239	29 988 447	16 995 691	102 884 814
1905312000	Sweet biscuits containing cocoa	2 699 076	25 721 315	5 534 517	48 836 031
1905320000	Waffles and wafers	8 505 666	56 812 102	24 890 609	170 293 942
1905401090	Rusk,toastd bread & sim toasted product, not bread crumb nosugar,honey,egg,fat,ch	3 960	4 552	13 698	13 989
1905409000	Rusk,toastd bread & sim toasted product, bread crumb w/ sugar,honey,egg,fat,chees	50 906	262 320	68 121	632 164
1905901000	Unsweetened teething biscuits	840 347	3 835 779	1 869 584	7 786 214
1905902000	Other unsweetened biscuits	34 807	343 804	43 760	434 479
1905903000	Cakes	11 178	90 650	41 064	343 670
1905904000	Pastries	54 225	505 923	64 270	1 355 853
1905907000	Communion wafers, sealing wafers, rice paper and similar products	3 043	113 557	6 831	280 559
1905908000	Other crisp savoury food products	160 803	1 387 544	364 636	2 694 820
1905909000	Other baker wares	748 903	6 598 288	1 651 111	14 857 460
2001901000	Onions, prepared/preserved by vinegar or acetic acid	-	873	-	104
2001909000	Oth vegetable,fruit,nuts,edible part of plant prep/presv by vinegar/acetic acid	77 691	685 657	48 717	396 701
2002109000	Tomatoe,not cooked otw thn by steam/boil in water not prep/presv by v/acetic acid	-	54	-	200
2002901000	Tomato paste,not prepared or preserved by vinegar or acetic acid	-	1 593	-	1 529
2002902000	Oth tomato powder,prepared/preserved otherwise than by vinegar/acetic acid	-	1	-	1
2002909000	Other tomatoes, prepared/preserved otherwise than by vinegar/acetic acid	-	795	-	7 038
2003100000	Mushrooms of the genus agaricus, not prep/presrvd by vinegar/acetic acid	394 629	3 737 576	730 662	6 944 302
2003909000	Oth mushrooms, not prepared/preserved by vinegar or acetic acid	4 450	16 159	6 331	23 763
2004100000	Potatoes, frozen, not preprd/preserved by vinegar or acetic acid	5	29 825	5	27 657
2004901000	Infant food of vegetable&mixtur of veegt frozn,not prep/presrv by vngr/actiacid	-	14 325	-	53 074
2004909000	Oth vegetables &mixtures of vegetables, frozn,prep/presrv by vinegar/aceticacid	13 918	86 921	41 091	230 064
2005201100	Potatoe chip&stick in airtightcontainer not frozn,not prep/presrv by vinegar/ace	-	49 260	-	174 842
2005510000	Beans,shelled, not frozen, not prepared or preserved by vinegar or acetic acid	-	21 902	-	108 280
2005591000	Oth bean in airtightcontair,not frozn not prep/presrv by vinegar/aceticacid	860	860	491	491
2005599000	Oth bean not in airtightcontnr,notfrozn not prep/presrv by vinegar/aceticacid	450	33 090	1 103	76 195
2005800000	Sweet corn-zea mays var.saccharata,not frozen,not prep by vinegar/actc acid	-	2	-	189
2005999000	Oth vgtbl&mixtr of veegt not in airtght containr,not frozn,not prep by vin/acid	98 905	1 000 237	103 006	1 065 009
2006000000	Vegetables,fruit,nuts,fruit-peel & oth parts of plants,preserved by sugar	96 852	340 780	91 675	322 474
2007100000	Jams, fruit jellies, marmalades, fruit/ nut, homogenised preparations	69 354	842 033	129 944	1 794 699
2007910000	Citrus fruit	-	2 785	-	447
2007991000	Fruit pastes oth than of mango, pineapples or strawberries	1 600	48 532	11 337	231 052
2007999000	Fruit pastes of mango, pineapples or strawberries	57 437	735 613	61 060	1 203 705
2008111000	Roasted ground nuts, othwise prepared / preserved	154 552	1 381 893	442 476	3 769 126
2008112000	Peanut butter, othwise prepared / preserved	19 715	186 658	57 276	552 212
2008119000	Oth ground nuts, othwise prepared / preserved	151 312	758 217	565 929	2 695 727
2008191000	Cashew, incl. mixtures,othwise prepared or preserved	15 081	631 345	198 732	2 087 175
2008199000	Other nuts and seeds, othwise prepared or preserved	49 907	590 464	338 467	1 502 152
2008200000	Pineapples, othwise prepared/preserved	11 557 738	79 219 064	14 465 445	97 587 251

Tabel 3 : Ekspor Indonesia menurut Komoditi (Kode HS 10 digit)
Export of Indonesia by Commodity (10 digit of HS Code)

September 2016
September

Kode H S HS Code	Uraian golongan barang Group description	Berat bersih / Net weight (Kg)		Nilai / Value F.O.B. (U S \$)	
		Bulan ini Current month	Kumulatif Cum. Jan. to date	Bulan ini Current month	Kumulatif Cum. Jan. to date
(1)	(2)	(3)	(4)	(5)	(6)
2008309000	Citrus fruit, no sugar/oth.sweetning matter or spirit,otw prepared/preserved	-	21 000	-	35 700
2008809000	Strawberrie, no sugar/oth sweetening matter/spirit otw prepared/preserved	200	2 070	238	6 237
2008910000	Palm hearts, otherwise prep/preserved, whether or not containing added sugar	-	2 700	-	2 400
2008971000	Mixture of stem,root&oth edible partof plant not incl fruit/nut,otw prep/presv	-	4 080	-	7 221
2008972000	Mxtre oth of stem,root&oth edible part ofplant notincl fruit/nut,otw prep/pres	474 255	3 888 130	698 927	5 323 944
2008979000	Oth mixtures othwise prep./preserved	-	1 818	-	1 880
2008993000	Stem,root&oth.edible part of plant not inc friuts or nuts, otw prep/preserved	17 064	272 484	9 770	370 807
2008994000	Othwise prepared or preserved, added sugar/sweetening matter or spirit	-	458	-	936
2008999000	Othwise prepared or preserved, not added sugar/sweetening matter or spirit	789 396	6 450 193	1 082 062	8 431 008
2009110000	Orange juice, frozen	-	8 910	-	26 552
2009120000	Orange juice, not frozen, of a brix value not exceeding 20	229 970	779 846	156 493	489 578
2009190000	Other orange juice	17 242	386 127	12 029	235 658
2009290000	Other grapefruit juice	984	5 842	1 483	15 119
2009410000	Pineapple juice, of a brix value not exceeding 20	33 600	235 200	22 274	156 413
2009490000	Other pineapple juice	1 125 289	8 726 771	3 361 338	25 356 255
2009690000	Other grape juice	-	93	-	84
2009790000	Other apple juice	1 344	8 309	1 833	9 701
2009811000	Cranberry juice for infant use	-	6 765	-	6 739
2009819000	Cranberry juice not for infant use	-	28 515	-	26 409
2009891000	Blackcurrant juice	-	21 440	-	37 960
2009899900	Oth juice of any oth single fruit / vegetables not for infant use	2 694	564 608	25 372	581 457
2009901000	Mixtures of juices for instant use	-	4 074	-	8 513
2009909000	Mixtures of juices not for instant use	36 280	595 474	201 255	956 936
2101111000	Instant coffee	10 896 948	100 478 800	32 868 248	297 675 341
2101119000	Extracts, essences and concentrates oth than coffee	34 210	507 450	104 694	3 203 648
2101121000	Mixtures in pasta form w/ a basis of ground roasted coffee,cont vegetable fat	-	15 960	-	44 634
2101129000	Prep w/ basis extrct,esenc/concrtts/ w/ basis coffee,oth thn mxtr in pasta form	566 052	5 595 884	1 099 910	11 929 465
2101201000	Tea preprtn consisting of a mixture of tea, milk powder and sugar	54 199	512 179	201 704	1 689 712
2101209000	Oth extract,essence,concentrate, of tea or mate & prep. milk powder and sugar	30 601	412 893	127 644	1 183 191
2101300000	Roasted chicory&oth.roasted coffee sub stitute,extract,essence&concent.thereof	34 200	35 647	16 252	23 075
2102100000	Active yeasts	1 262	16 764	5 680	26 342
2102200000	Inactive yeasts; oth single-cell micro organisms, dead	-	1 778	-	1 790
2102300000	Prepared baking powders	4 715	55 617	15 934	255 128
2103100000	Soya sauce	1 380 299	7 782 530	2 134 191	11 362 323
2103200000	Tomato ketchup and other tomato sauces	120 499	3 502 969	139 104	721 428
2103300000	Mustard flour & meal & prepared mustard	5 367	24 009	8 156	44 463
2103901000	Chilli sauce	541 260	4 818 513	902 038	8 204 647
2103903000	Fish sauce	7 004	42 816	13 393	98 977
2103904000	Oth mixed condiments and mixed seasonings, including belachan	303 400	4 192 163	618 512	9 495 132
2103909000	Oth sauces and preparations therefor; mustard flour & meal & prepared mustard	1 847 404	13 777 908	8 902 127	64 606 918
2104101100	Soups and broths & preparation therefor containing meat for infant use	-	285	-	1 685
2104101900	Soups and broths & preparation therefor cont meat not for infant use	-	803	-	8 631
2104109900	Soups and broths & preparation therfor not cont meat notfor infant use	5 040	40 928	14 544	107 260

Tabel 3 : Ekspor Indonesia menurut Komoditi (Kode HS 10 digit)
Export of Indonesia by Commodity (10 digit of HS Code)

September 2016
September

Kode H S HS Code	Uraian golongan barang Group description	Berat bersih / Net weight (Kg)		Nilai / Value F.O.B. (U S \$)	
		Bulan ini Current month	Kumulatif Cum. Jan. to date	Bulan ini Current month	Kumulatif Cum. Jan. to date
(1)	(2)	(3)	(4)	(5)	(6)
2104201100	Homogenised composite food preparation, containing meat for infant use	-	35	-	15
2104201900	Homogenised composite food preparation, containing meat not for infant use	113 445	645 388	642 578	3 468 742
2104209100	Homogenised composite food preparation, not containing meat for infant use	-	491	-	3 012
2104209900	Homogenised composite food preparation, not containing meat not for infant use	585	13 224	351	25 952
2105000000	Ice cream and other edible ice, whether or not containing cocoa	980 923	26 199 668	2 669 401	18 062 746
2106100000	Protein concentrates and textured protein substances	6 000	61 885	44 640	182 411
2106901000	Dried bean curd and bean curd sticks	7 500	84 329	14 498	168 364
2106902000	Flavoured or colored syrups	28 074	291 952	40 348	536 527
2106903000	Non-dairy creamer	1 870 702	18 252 714	3 118 940	30 642 291
2106904100	Autolysed yeast preparations in powder form	1 220	2 549	11 884	15 080
2106904900	Autolysed yeast preparations not in powder form	28 063	85 010	210 903	597 530
2106905100	Non-alcoholic prep of raw material for the manufact of composite concentrates	15 050	333 588	100 700	1 769 551
2106905200	Non-alcoholic composite concentrts for simple dilution w/ water to mk beverage	2 328 411	18 564 000	8 950 566	93 549 872
2106905300	Ginseng based products	2 580	23 845	4 105	141 936
2106905900	Other non-alcoholic preparations use for making / manufacturing beverages	102 601	659 829	236 230	1 949 224
2106906500	Composite concentrates for simple dilution w/ water to not in liquid	53	2 453	1 515	18 791
2106906600	Oth alcoholic preparations of kind used for the manufacture in liquid form	-	784	-	11 639
2106906900	Oth alcoholic preparations of kind used for the manufacture of beverages	921	12 082	190	28 130
2106907000	Food supplements	139 939	2 436 446	1 234 230	19 999 632
2106908000	Fortificant premixes	19 136	531 970	47 575	558 875
2106909100	Oth mixtures of chemicals/oth substances of a kind used for food process.	297 192	1 160 424	614 934	3 072 375
2106909200	Ginseng based preparations	-	3 377	-	18 126
2106909300	Foods preparations for lactase deficient infants	11 818	206 276	51 655	929 968
2106909400	Other food preparations for infant use	31 187	96 732	103 130	354 088
2106909500	Seri kaya	-	126	-	105
2106909600	Other medical foods	18 120	114 526	163 388	1 531 300
2106909800	Other flavouring preparations	54 820	745 516	66 984	1 313 948
2106909910	Tempeh	12 354	265 806	32 739	595 143
2106909990	Other food preparations not elsewhere specified or included	8 415 574	67 043 252	14 592 206	115 325 908
2201100010	Mineral waters	5 268 725	43 408 524	808 569	6 331 129
2201100020	Aerated waters	42 302	1 766 396	15 982	85 634
2201909010	Demineralized waters	-	21 057	-	5 748
2201909090	Other waters not containing added sugar or oth sweetening matter nor flavoured	35 871	449 168	39 778	434 705
2202101000	Sparkling mineral waters and aerated waters, flavoured	3 321 404	23 468 692	1 611 660	13 277 842
2202109000	Other waters, containing added sugar/ oth sweetening or flavoured	2 218 084	29 252 156	1 969 268	25 449 037
2202901000	Flavoured uht milk drinks	1 257 951	8 813 786	1 311 955	9 762 829
2202902000	Soya milk drinks	2 825	41 479	3 336	51 369
2202903000	Oth non-aerated beverage ready for immediate consumption without dilution	4 295 940	35 784 823	2 113 310	19 135 807
2202909000	Oth non-alcoholic beverages, excluding fruit or vegetable juices	299 784	3 677 515	220 081	2 428 356
2203001000	Beer made from malt, Stout and porter	162 864	852 395	205 188	1 195 540
2203009000	Other beer made from malt,including ale	1 177 036	7 140 467	1 251 005	8 161 179
2204100000	Sparkling wine	42 194	368 024	982 863	8 492 093
2204211100	Wine, in containers <= 2 l, alcoholic strength by volume <= 15%	-	20 584	-	28 499

Tabel 3 : Ekspor Indonesia menurut Komoditi (Kode HS 10 digit)
Export of Indonesia by Commodity (10 digit of HS Code)

September 2016
September

Kode H S HS Code	Uraian golongan barang Group description	Berat bersih / Net weight (Kg)		Nilai / Value F.O.B. (U S \$)	
		Bulan ini Current month	Kumulatif Cum. Jan. to date	Bulan ini Current month	Kumulatif Cum. Jan. to date
(1)	(2)	(3)	(4)	(5)	(6)
2204212100	Grape must,in container <=2 l,alcoholic strength by volume <= 15%	-	20 218	-	34 681
2204291100	Wine, in containers > 2 l, alcoholic strength by volume <= 15%	-	1 512	-	2 042
2204291400	Wine, in containers > 2 l, alcoholic strength by volume > 23%	-	4 145	-	17 617
2204302000	Other grape must, alcoholic strength by volume > 15%	29	29	71	71
2206001000	Cider and perry	3 330	9 421	3 456	9 330
2206009900	Other fermented beverages,including	6 212	66 741	5 361	106 556
2207100000	Undenatured ethylalcohol of alcoholic	7 853 483	39 908 275	6 148 112	33 089 371
2207201900	Oth denatured ethyl alcohol, including	-	14 160	-	11 968
2207209000	Other ethyl alcohol and other spirits	10 080	162 736	12 878	200 430
2208205000	Brandy	-	9 453	-	11 875
2208209000	Other spirits obtained by distilling	-	82 472	-	228 224
2208300000	Whiskies	36	65 483	1 098	559 021
2208400000	Rum & oth spirit obtained by	-	1 000	-	4 538
2208500000	Gin & geneva	-	1 886	-	5 628
2208600000	Vodka	142 751	272 024	503 747	1 032 857
2208905000	Arrack,pineapple spirit of an alcoholic strength by volume <= 40%	-	110	-	326
2208909000	Other spirituous beverages	-	414	-	1 615
2209000000	Vinegar and substitutes for vinegar obtained from acetic acid	23 581	211 389	4 046	251 276
2301100000	Flours, meals & pellets, of meat / meat offal; greaves	6 000	32 106	1 700	9 975
2301201000	Flours,meal&pellet,of fish w/ a protein content weight <60% /crustacean,mollus	40 200	1 220 830	34 636	516 321
2301202000	Flours,meal&pellet,of fish w/ a protein content weight >=60% /crustacean, moll	253 760	1 899 860	232 544	2 147 304
2301209000	Oth flours,meals&pellets unfit for human consupsion	35 850	1 539 703	60 182	2 845 718
2302100000	Bran, sharps and other residues of maize (corn)	597 630	4 191 347	104 031	717 587
2302300000	Bran, sharps and other residues of wheat	54 632 500	385 445 211	9 023 993	71 361 752
2302401000	Bran, sharps and other residues of rice	-	1 188 000	-	416 460
2302409000	Bran, sharps and other residues of oth cereals	-	276 226	-	49 640
2303101000	Residues of starch manufacture of manioc (cassava) or sago	40 000	59 430	7 200	10 731
2303109000	Other residues of starch and similar residues	838 050	3 208 215	324 522	1 286 307
2303200000	Beet pulp, bagasse and other waste of sugar manufacture	253 600	3 038 724	55 834	659 882
2304001000	Defalted soya been flour, fit for human consupsion	-	23 500	-	15 891
2304009000	Oil-cake&other solid residues, from extraction of soyabean oil	-	88 000	-	150 803
2306100000	Oil-cake and other solid residues of cotton seeds	-	26 200	-	6 418
2306500000	Oil-cake and other solid residues of coconut/copra	9 050 500	174 950 526	1 909 048	29 980 549
2306600000	Oil-cake and other solid residues of palm nuts or kernels	279 700 486	2 580 904 140	27 561 373	253 659 397
2306901000	Oil-cake and other solid residues of maize (corn) germ	-	307 935	-	39 756
2306909000	Other oil-cake and other solid residues	1 449 738	17 009 818	308 018	2 812 425
2308000000	Vegetable materials and waste, residues of a kind used in animal feeding	565 120	4 933 621	88 521	749 747
2309109000	Dog or cat food, put up for retail sale, not containing meat	76 109	303 741	97 359	331 074
2309901100	Complete feed of a kind suitable for poultry	182 718	3 011 062	29 376	656 641
2309901300	Complete feed of a kind suitable for prawns	1 100	4 322 500	6 600	3 821 520
2309901900	Other complete feed	680 646	8 310 374	171 176	2 670 287
2309902000	Premixes, feed supplements and feed additives for animal	1 901 280	15 464 037	2 459 891	17 366 506
2309903000	Other preparations of a kind used in animal feeding, containing meat	2 000	4 000	12 088	24 175
2309909000	Other preparations of a kind used in animal feeding, not containing meat	352 000	1 941 091	343 650	1 932 390
2401101000	Virginia tobacco, not stemmed/stripped, flue-cured	-	165 448	-	984 861

Tabel 3 : Ekspor Indonesia menurut Komoditi (Kode HS 10 digit)
Export of Indonesia by Commodity (10 digit of HS Code)

September 2016
September

Kode H S HS Code	Uraian golongan barang Group description	Berat bersih / Net weight (Kg)		Nilai / Value F.O.B. (U S \$)	
		Bulan ini Current month	Kumulatif Cum. Jan. to date	Bulan ini Current month	Kumulatif Cum. Jan. to date
(1)	(2)	(3)	(4)	(5)	(6)
2401105000	<i>Oth tobacco, not stemmed/stripped, flue-cured</i>	-	1 123 905	-	4 952 137
2401109000	<i>Oth tobacco, not stemmed/stripped, not flue-cured</i>	842 692	5 901 192	2 652 849	26 353 924
2401201000	<i>Virginia tobacco, partly or wholly stemmed/stripped,flue-cured</i>	16 612	3 058 109	65 177	16 887 943
2401203000	<i>Oriental tobacco, partly or wholly stemmed/stripped</i>	-	677 790	-	1 427 512
2401204000	<i>Burley tobacco, partly or wholly stemmed /stripped</i>	-	257 474	-	1 677 546
2401205000	<i>Oth tobacco, partly or wholly stemmed/ stripped, flue-cured</i>	405 339	4 477 677	843 384	15 020 403
2401209000	<i>Oth tobacco, partly or wholly stemmed/ stripped,not flue-cured</i>	520 694	4 486 426	3 315 320	24 576 898
2401301000	<i>Tobacco stems</i>	22 800	722 239	22 800	767 044
2401309000	<i>Other tobacco refuse</i>	129 837	1 063 209	390 449	2 587 411
2402100000	<i>Cigars, cheroots and cigarillos, containing tobacco</i>	197 539	2 057 239	4 280 881	45 060 779
2402201000	<i>Beedies</i>	-	1 274	-	41 940
2402202000	<i>Clove cigarettes</i>	515 973	4 469 566	4 933 162	44 497 284
2402209000	<i>Other cigarettes containing tobacco</i>	6 735 680	53 135 757	62 274 477	504 286 246
2402901000	<i>Cigars, cheroots and cigarillos of tobacco substitutes</i>	353	357	58 137	58 336
2402902000	<i>Cigarettes of tobacco substitutes</i>	406 730	3 661 541	553 768	4 782 609
2403110000	<i>Water pipa tobacco</i>	-	100	-	2 900
2403191100	<i>Ang hoon, packed for retail sale</i>	-	13 000	-	80 895
2403191900	<i>Not ang hoon, packed for retail sale</i>	55 263	444 826	567 889	4 521 072
2403192000	<i>Oth manufactured tobacco for the manufacture of cigarette</i>	795 144	5 102 251	5 547 145	36 286 803
2403199000	<i>Other smoking tobacco, whether or not containing tobacco substitutes</i>	39 468	374 211	714 292	5 450 645
2403919000	<i>Homogenised or reconstituted tobacco, packed not for retail sale</i>	55 440	407 287	551 253	4 639 828
2403991000	<i>Tobacco extracts and essences</i>	-	2 359	-	76 579
2403993000	<i>Manufactured tobacco substitutes</i>	-	774	-	20 357
2403995000	<i>Chewing and sucking tobacco</i>	-	500	-	323
2403999000	<i>Oth manufactures tobacco & manufactured tobacco substitutes</i>	126 761	191 228	900 050	1 320 452
2501001000	<i>Table salt</i>	63 827	519 550	64 040	217 316
2501002000	<i>Rock salt</i>	1 000	10 698	100	5 979
2501005000	<i>Sea water</i>	2 109	61 760	1 921	24 218
2501009010	<i>Oth salt cont. at least 94.7% sodium chloride calculated on a dry basis</i>	-	56 000	-	3 192
2501009090	<i>Other salt and sea water</i>	600	25 486	252	10 373
2503000000	<i>Sulphur of all kinds, oth than sublimed, precipitated and colloidal sulphur</i>	-	192 000	-	34 789
2505900000	<i>Other natural sands,whether/not colored other than metal-bearing sands</i>	-	981	-	7 342
2507000000	<i>Kaolin and other kaolinic clays,whether or not calcined</i>	585 000	11 164 320	109 462	1 037 853
2508100000	<i>Bentonite</i>	-	160 000	-	63 968
2509000000	<i>Chalk</i>	-	1 367	-	1 060
2511100000	<i>Natural barium sulphate (barytes)</i>	-	75 000	-	15 414
2513100000	<i>Pumice stone</i>	3 004 045	32 891 150	239 437	2 364 404
2513200000	<i>Emery, natural corundum, natural garnet and other natural abrasives</i>	192 000	720 000	16 950	69 224
2514000000	<i>Slate, whether or not roughly trimmed or merely cut</i>	52 750	196 380	7 622	16 622
2515121000	<i>Marble and travertine, merely cut into b locks</i>	4 647 734	37 047 936	651 332	5 012 425
2515122000	<i>Marble and travertine, merely cut into s labs</i>	17 548	25 607	9 979	17 607
2515200000	<i>Ecaussine & other calcareous monumental or building stone; alabaster</i>	-	115	-	86
2516202000	<i>Sandstone,merely cut into blocks or slabs</i>	-	1 125	-	1 000
2516900000	<i>Other monumental or building stone</i>	20 000	195 051	7 100	61 524
2517100000	<i>Pebbles, gravel, broken/crushed stone whether or not heat treated</i>	797 824 107	8 989 243 447	4 363 350	40 908 756
2517410000	<i>Granules, chippings and powder of marble</i>	-	3 850	-	2 637
2517490000	<i>Granules, chippings & powder of stones whether or not heat treated</i>	643 927	3 527 311	87 998	480 399

Tabel 3 : Ekspor Indonesia menurut Komoditi (Kode HS 10 digit)
Export of Indonesia by Commodity (10 digit of HS Code)

September 2016
September

Kode H S HS Code	Uraian golongan barang Group description	Berat bersih / Net weight (Kg)		Nilai / Value F.O.B. (U S \$)	
		Bulan ini Current month	Kumulatif Cum. Jan. to date	Bulan ini Current month	Kumulatif Cum. Jan. to date
(1)	(2)	(3)	(4)	(5)	(6)
2518100000	Dolomite, not calcined or sintered	-	15 002	-	571
2520100000	Gypsum, anhydrite	-	400	-	240
2520201000	Plasters, of a kind use suitable for use in dentistry	-	1	-	10
2520209000	Other plasters	57 069	429 230	15 984	178 533
2521000000	Limestone flux; limestone and other calcareous stone of lime or cement	-	1 985 175	-	335 364
2522100000	Quicklime	120 000	120 000	10 020	10 020
2522200000	Slaked lime	200 000	16 120 000	20 700	1 739 100
2522300000	Hydraulic lime	-	5	-	1
2523101000	Cement clinkers, for white cement	78 471 029	553 819 959	2 442 780	18 233 478
2523109000	Other cement clinkers	22 044 481	432 804 901	684 789	12 377 925
2523210000	Portland cement, white cement, whether or not artificially coloured	5 428 176	33 499 300	608 885	3 783 686
2523291000	Portland cement, coloured cement	24 263 665	133 739 190	903 504	8 163 454
2523299000	Other portland cements	19 213 843	252 291 625	823 433	11 201 757
2523900000	Other hydraulic cements	8 829 429	55 835 412	718 322	4 376 392
2524900000	Other asbestos	-	150 260	-	2 454
2526201000	Talc powder, crushed or powdered	-	9 055	-	2 639
2526209000	Oth natural steative, crushed/powdered	-	2 250	-	2 570
2529100000	Feldspar	-	4 000	-	80
2530201000	Kieserite	-	50 000	-	10 800
2530901000	Zirconium silicates of a kind used as opacifiers	332 300	2 850 300	418 183	3 509 217
2530909000	Other mineral substances not elsewhere specified or included	38 650	55 878 510	10 687	2 828 640
2601110000	Iron ores and concentrates, other than roasted iron pyrites :non agglomerated	413 920 000	2 952 544 000	3 641 540	21 873 373
2603000000	Copper ores and concentrates	224 065 678	1 419 557 375	418 758 132	2 459 313 589
2607000000	Lead ores and concentrates	-	5 747 991	-	3 204 928
2608000000	Zinc ores and concentrates	-	12 121 000	-	4 549 766
2613100000	Molybdenum ores and concentrates, roasted	-	26 000	-	154 252
2615100000	Zirconium ores and concentrates	3 376 280	25 949 780	2 856 874	22 571 482
2618000000	Granulated slag (slag sand)from the manufacture of iron or steel	-	45 500 666	-	364 005
2619000000	Slag,dross (not granula slag),scalling & oth waste fr the manufac.of iron / steel	6 861 222	111 900 831	116 641	2 747 858
2620110000	Slag,ash & residues containing mainly zinc, hard zinc spelter	108 285	2 002 767	90 775	1 122 842
2620190000	Slag,ash & residues containing mainly zinc, not hard zinc spelter	3 844 076	25 683 318	324 181	3 135 016
2620300000	Slag,ash & residues containing mainly copper	-	368 275	-	48 034
2620400000	Slag,ash & residues containing mainly alumunium	220 000	1 642 430	43 595	270 559
2620600000	Slag,ash & residues containing arsenic, mercury,thallium or their mixtures	-	20 030	-	2 945
2620910000	Slag,ash &residues containing antimony, beryllium,cadmium,chromium/their mixture	-	53 529	-	14 251
2621100000	Ash & residues from the incineration of municipal waste	20	20	1	1
2621900000	Seaweed ash (kelp)	183 000	1 863 240	43 340	426 759
2701121000	Bituminous coal: coking coal	7 344 227 471	62 608 374 208	373 319 390	2 939 362 461
2701129000	Bituminous coal: not coking coal	3 829 028 962	33 772 693 691	179 715 207	1 510 943 893
2701190000	Other coal,whether or not pulverised but not agglomerated	14 559 232 654	134 436 726 723	520 183 407	4 525 952 819
2702100000	Lignite, whether or not pulverised, but not agglomerated	6 651 920 428	38 028 223 406	183 115 168	988 053 192
2706000000	Tar distilled from coal,from lignite or from peat & other mineral tars, include	-	15 600	-	7 280
2707100000	Benzol (benzene)	-	13 508 346	-	5 218 293
2707400000	Napthalene	100	100	35 105	35 105
2707500000	Oth aromatic hydrocarbon mix.of >= 65% by vol ,distils at 250.c, ASTM D 86 meth	-	92 903 787	-	45 709 647
2707999000	Other products of the distilled of high temperature coal tar	28 002 628	178 253 919	12 844 143	78 508 095
2709001000	Crude petroleum oil	1 290 227 463	12 061 668 120	389 634 724	3 617 978 960
2709002000	Condensate	120 664 497	1 353 150 657	38 412 128	424 282 782

Tabel 3 : Ekspor Indonesia menurut Komoditi (Kode HS 10 digit)
Export of Indonesia by Commodity (10 digit of HS Code)

September 2016
September

Kode H S HS Code	Uraian golongan barang Group description	Berat bersih / Net weight (Kg)		Nilai / Value F.O.B. (U S \$)	
		Bulan ini Current month	Kumulatif Cum. Jan. to date	Bulan ini Current month	Kumulatif Cum. Jan. to date
(1)	(2)	(3)	(4)	(5)	(6)
2709009000	Other petroleum oil, crude	-	904	-	693
2710121400	Motor spirit, of RON 90 and above, but below RON 97, unleaded	15 349 842	52 209 887	7 058 252	22 642 048
2710123000	Tetrapropylene	-	450	-	1 254
2710124000	White spirit	5	1 842	3	1 520
2710128000	Other Alfa olefins	1 722 229	1 722 229	576 947	576 947
2710129000	Other petroleum oil, light oil & other than crude	-	31 525	-	43 989
2710194100	Lubricating oil basestock	22 720 297	225 326 443	13 625 972	130 795 859
2710194200	Lubricating oils for aircraft engines	19	5 474	520	10 289
2710194300	Other lubricating oils	2 659 064	68 110 977	2 845 502	52 202 685
2710194400	Lubricating greases	9 463	280 839	10 280	485 728
2710195000	Hydraulic brake fluid	190	9 831	90	5 579
2710196000	Transformer and circuit breakers oils	-	6 346	-	5 082
2710197900	Other fuel oils	29 432 960	253 013 588	8 148 221	52 360 702
2710198200	Aviation turbine fuel (jet fuel) having a flash point of less than 23-c	223 440	1 452 360	121 234	680 146
2710198910	Normal paraffin	-	1 900	-	1 615
2710198990	Other medium oils and preparations	350	350	559	559
2710199000	Other of diesel fuel, fuel oils	687 039	3 313 896	226 914	1 159 985
2710200000	Petroleum oils and obtained from bituminous minerals(oth then crude), con	1	509	2	307
2710990000	Other waste oils	902 248	7 038 008	319 704	2 694 754
2711110000	Liquid natural gas	1 341 956 903	12 380 088 176	404 254 829	3 739 693 191
2711120000	Liquid propane	420 000	1 730 000	228 900	968 850
2711130000	Liquid butanes	-	120 200	-	74 010
2711149000	Liquid propylene, butylene & butadiene	-	13 319 699	-	8 866 798
2711190000	Other liquid petroleum gas	67 100	324 600	43 484	215 963
2711219000	Natural gas in gaseous state not kind used as a motor fuel	576 418 030	5 138 672 737	149 944 572	1 288 631 954
2711290000	Oth natural gas in gaseous state	-	20	-	48
2712100000	Petroleum jelly	-	144 003	-	204 854
2712200000	Paraffin wax containing by weight < 0.75 % of oil	1 000	2 000	1 576	3 143
2712901000	Other paraffin wax containing by weight >= 0.75% of oil	423 440	2 561 098	389 034	2 286 916
2712909000	Microcrystalline petroleum wax, slack wax, ozokerite, lignite wax, peat wax	1 627 518	11 565 680	1 038 516	7 500 232
2713110000	Petroleum coke, not calcined	25 077 911	208 730 581	3 385 518	30 711 531
2713120000	Petroleum coke, calcined	115 903	4 428 361	63 762	1 506 536
2713200000	Petroleum bitumen	269 000	654 975	64 626	266 747
2713900000	Other residues of petroleum oils or of oils obtained from bituminous minerals	145 451 765	1 363 580 404	41 084 620	309 510 028
2714100000	Bituminous or oil shale and tar sands	36 000	112 620	11 880	47 000
2714900000	Asphalites and asphaltic rocks	273 600	58 781 640	91 200	3 028 585
2715000000	Bituminous mix. based on natural asphalt on natural bitumen, on petroleum bitume	-	97 000	-	44 450
2801100000	Chlorine	-	11 230	-	54 889
2801200000	Iodine	-	14 700	-	339 772
2802000000	Sulphur, sublimed or precipitated, colloidal sulphur	-	5	-	7
2803004010	Rubber grade of other carbon black	1 458 150	13 624 942	1 088 275	9 408 482
2803004090	Other rubber grade of other carbon black	-	15 000	-	4 650
2803009000	Other acetylene black of other carbon	150 625	564 396	53 781	284 937
2804100000	Hydrogen	-	200	-	924
2804210000	Argon	110	4 540	2 988	3 726
2804290000	Other rare gases	-	67 678	-	20 942
2804300000	Nitrogen	-	4 836	-	26 693
2804400000	Oxygen	10	43 662	1 500	10 228
2804610000	Silicon, containing by weight >= 99.99%	6	265	140	758
2804690000	Silicon, containing by weight < 99.99%	4	17	7 620	23 888
2804700000	Phosphorus	-	9 856	-	56 750
2805120000	Calcium	1 369	5 388	171	1 417
2805190000	Other alkali or alkaline-earth metals	-	70	-	163
2805400000	Mercury	95 497	635 941	439 665	3 616 871
2806100000	Hydrogen chloride (hydrochloric acid)	-	970 000	-	97 135
2808000000	Nitric acid; sulphonitric acids	-	1	-	9

Tabel 3 : Ekspor Indonesia menurut Komoditi (Kode HS 10 digit)
Export of Indonesia by Commodity (10 digit of HS Code)

September 2016
September

Kode H S HS Code	Uraian golongan barang Group description	Berat bersih / Net weight (Kg)		Nilai / Value F.O.B. (U S \$)	
		Bulan ini Current month	Kumulatif Cum. Jan. to date	Bulan ini Current month	Kumulatif Cum. Jan. to date
(1)	(2)	(3)	(4)	(5)	(6)
281000000	Oxide of boron; boric acids	-	100	-	228
2811199010	Sulphamic acid	673 628	8 750 563	401 552	5 384 394
2811210000	Carbon dioxide	-	27 249	-	9 047
2811221000	Silica powder	667 296	6 422 352	849 251	8 571 628
2811229000	Other Silicon powder	542 215	3 708 582	800 293	5 957 428
2811292000	Sulphur dioxide	11 250	73 751	9 344	42 501
2811299000	Other inorganic oxygen compounds of non metals	-	12	-	8
2812900000	Other halides and halide oxides of non metals	-	6 364	-	48 500
2813100000	Carbon disulphide	279 410	5 687 100	142 499	4 169 068
2814100000	Anhydrous ammonia	42 284 940	858 765 151	10 929 375	277 167 368
2814200000	Ammonia in aqueous solution	25 310	816 866	10 124	239 125
2815110000	Sodium hydroxide (caustic soda), solid	286 000	2 599 035	130 460	1 203 896
2815120000	Sodium hydroxide (caustic soda), in aqueous solution(lye or liquid soda)	12 358 210	109 588 474	2 185 635	16 496 902
2815300000	Peroxides of sodium or potassium	-	900	-	821
2817001000	Zinc oxide	541 200	4 266 599	1 246 516	8 858 605
2818100000	Artificial corundum, whether or not chemically defined	-	1 053	-	24 343
2818200000	Aluminium oxide, other than artificial corundum	111 674 672	181 561 741	28 618 376	49 174 232
2818300000	Aluminium hydroxide	2 514 560	27 294 309	745 326	6 238 571
2820100000	Manganese dioxide	275 000	2 267 000	76 405	572 877
2820900000	Other manganese dioxide	40 000	340 000	24 850	214 425
2821100000	Iron oxides and hydroxides	39 400	192 031	35 068	146 446
2821200000	Earth colors containing >=70% by weight of combined iron evaluated as Fe2 O3	-	13 825	-	15 620
2822000000	Cobalt oxides and hydroxides, commercial cobalt oxides	-	540	-	2 009
2823000000	Titanium oxides	-	12	-	785
2825100000	Hydrazine, hydroxylamine, and their inorganic salt	-	1 020	-	2 223
2825500000	Copper oxides and hydroxides	57 551	62 551	121 343	152 693
2825700000	Molybdenum oxides and hydroxides	215 000	567 530	68 955	209 500
2825900000	Other peroxides	-	24 964	-	224 389
2826120000	Fluorides of aluminium	700 000	4 723 600	576 160	4 023 751
2826190000	Other fluorides	-	11 260	-	25 536
2827100000	Ammonium chloride	-	1 100	-	1 622
2827201000	Calcium chloride, commercial grades	17 150	90 995	20 101	179 779
2827209000	Calcium chloride, not commercial grades	44 960	618 470	96 863	1 432 073
2827310000	Other chlorides of magnesium	5 600	12 600	2 520	5 845
2827320000	Other chlorides of aluminium	688 860	4 062 438	245 253	1 387 704
2827392000	Other chlorides of iron	350	19 588	1 482	26 296
2827399000	Other chlorides	8 000	89 000	36 298	430 715
2827490000	Other chloride oxides & chloride hydroxides	-	25	-	2 207
2827510000	Bromides of sodium or of potassium	-	194 425	-	312 081
2827590000	Other bromides of sodium or of potassium	-	200	-	1 040
2827600000	Iodides and iodide oxides	-	440	-	12 782
2828100000	Commercial calcium hypochlorite & other calcium hypochlorites	-	1 295	-	488
2828909000	Other hypochlorite	-	6 851	-	5 524
2829110000	Chlorates of sodium	-	247	-	6 516
2829901000	Sodium perchlorite	-	500	-	13 250
2829909000	Other perchlorites; bromates and perbromates: iodates and periodates	10 280	69 280	4 365	29 256
2830100000	Sodium sulphides	-	33	-	77
2830901000	Cadmium sulphide or zinc sulphide	-	12 644	-	9 851
2830909000	Polysulphides, whether or not chemically defined	-	1	-	12
2831100000	Dithionites and sulphyoxylates of sodium	200	21 200	3 300	46 440
2832100000	Sodium sulphites	81 600	796 800	24 754	221 835
2832200000	Other sulphites	-	1 160	-	1 393
2832300000	Thiosulphates	-	573	-	3 850
2833110000	Disodium sulphate	3 500 000	39 842 000	178 441	2 033 348
2833190000	Other sodium sulphates	-	230 000	-	22 723
2833221000	Aluminium sulphate :commercial grade	120 000	1 246 000	23 700	242 368
2833229000	Aluminium sulphate: not commercial grade	2 541 250	23 869 285	456 289	4 050 043
2833250000	Copper sulphate	43	96 243	322	176 941

Tabel 3 : Ekspor Indonesia menurut Komoditi (Kode HS 10 digit)
Export of Indonesia by Commodity (10 digit of HS Code)

September 2016
September

Kode H S HS Code	Uraian golongan barang Group description	Berat bersih / Net weight (Kg)		Nilai / Value F.O.B. (U S \$)	
		Bulan ini Current month	Kumulatif Cum. Jan. to date	Bulan ini Current month	Kumulatif Cum. Jan. to date
(1)	(2)	(3)	(4)	(5)	(6)
2833400000	<i>Peroxosulphates (persulphates)</i>	-	9 250	-	16 558
2834210000	<i>Potassium nitrates</i>	430 800	430 800	340 332	340 332
2835100000	<i>Phosphinates (hypophosphites) and phosphonates (phosphites)</i>	-	1 201	-	4 325
2835220000	<i>Phosphates of mono- or disodium</i>	-	4 006	-	14 070
2835240000	<i>Phosphates of potassium</i>	-	1 450	-	6 155
2835251000	<i>Calcium hydrogenothphosphate ("dicalciumphosphate"); feed grade</i>	-	1	-	1
2835259000	<i>Calcium hydrogenothphosphate ("dicalciumphosphate"); unfeed grade</i>	-	499	-	1 437
2835260000	<i>Other phosphates of calcium</i>	25 000	281 999	3 041	115 656
2835290000	<i>Other phosphates</i>	-	400	-	986
2835311000	<i>Sodium triphosphate (sodium tripolyphosphate); food grade</i>	13 650	13 650	16 312	16 312
2835319000	<i>Sodium triphosphate (sodium tripolyphosphate); unfood grade</i>	7 350	101 350	7 664	104 736
2835399000	<i>Other polyphosphates</i>	-	2 841	-	21 094
2836200000	<i>Disodium carbonate</i>	1 329 800	8 431 280	523 325	3 345 535
2836300000	<i>Sodium hydrogencarbonate (sodium bicarbonate)</i>	-	11 947	-	8 723
2836500090	<i>Calcium carbonate; not food or pharmaceutical grade</i>	295 270	2 417 428	45 713	553 208
2836991000	<i>Commercial ammonium carbonate</i>	16 000	44 000	32 064	95 987
2836999000	<i>Other calcium carbonate</i>	-	4 080	-	9 753
2839191000	<i>Sodium silicates</i>	2 702 160	17 217 032	578 941	3 810 558
2839199000	<i>Other silicates of sodium; commercial alkali metal silicates</i>	-	20 322	-	15 594
2839900000	<i>Other silicates; commercial alkali metal silicates</i>	-	15 812	-	19 762
2840110000	<i>Anhydrous; disodium tetraborate (refined borax)</i>	-	10	-	71
2840190000	<i>Other disodium tetraborate (refined borax)</i>	-	6	-	6
2840200000	<i>Other borates</i>	-	100	-	45
2842100000	<i>Double/complex silicates, including alumino silicates w. or not chemically defined</i>	-	150 941	-	8 241
2843100000	<i>Colloidal precious metals</i>	-	616	-	16 511
2843290000	<i>Other silver compounds</i>	-	3	-	1 650
2843300000	<i>Gold compounds</i>	-	6	-	164
2844109000	<i>Ceramic products & mixtures containing natural uranium</i>	51	304	500	3 000
2844401900	<i>Other radioactive elements & isotopes & compounds, radioactive residues</i>	297	2 301	3 933	35 493
2844409000	<i>Ceramic products & mixtures containing isotopes or compounds, radioactive residues</i>	323	905	33 500	44 048
2847001000	<i>Liquid hydrogen peroxide, whether or not solidified with urea</i>	379 600	1 649 227	134 910	590 514
2847009000	<i>Other hydrogen peroxide, whether or not solidified with urea other form</i>	1 470 670	13 737 495	665 908	6 253 131
2848000000	<i>Phosphides, whether or not chemically defined excluding ferrophosphorus.</i>	-	13 830	-	9 958
2849100000	<i>Carbides, whether or not chemically defined of calcium</i>	20 015	20 040	3 609	3 659
2849200000	<i>Carbides, whether or not chemically defined of silicon</i>	-	1 800	-	8 930
2849900000	<i>Carbides, whether or not chemically defined of other material</i>	-	502	-	1 202
2852101000	<i>Mercury sulphate whether chemically defined</i>	-	1 218	-	1 890
2852109000	<i>Inorganic or organic compounds of mercury chemically defined</i>	583	12 194	374	2 432
2853000000	<i>Other inorganic compounds (including distilled/conductivity water of simi)</i>	10 576	48 241	16 696	72 161
2901100000	<i>Saturated acyclic hydrocarbons.</i>	-	36 240	-	54 481
2901210000	<i>Ethylene</i>	13 703 345	84 099 609	14 462 584	84 677 399
2901220000	<i>Propene (propylene)</i>	-	1 601 801	-	1 089 225
2901230000	<i>Butene (butylene) and isomers thereof</i>	14 870 592	90 106 880	6 261 011	38 124 995
2901240000	<i>Buta-1, 3-diene and isoprene</i>	7 801 514	66 158 140	6 988 075	50 825 237
2901291000	<i>Acetylene</i>	-	5 950	-	1 140

Tabel 3 : Ekspor Indonesia menurut Komoditi (Kode HS 10 digit)
Export of Indonesia by Commodity (10 digit of HS Code)

September 2016
September

Kode H S HS Code	Uraian golongan barang Group description	Berat bersih / Net weight (Kg)		Nilai / Value F.O.B. (U S \$)	
		Bulan ini Current month	Kumulatif Cum. Jan. to date	Bulan ini Current month	Kumulatif Cum. Jan. to date
(1)	(2)	(3)	(4)	(5)	(6)
2901299090	Other acyclic hydrocarbons	3	35	240	2 837
2902190000	Other cyclanes	1 495	1 251 997	10 992	1 984 742
2902440000	Mixed xylene isomers	-	5	-	21
2902500000	Styrene	9 289 912	78 873 304	9 330 672	75 256 556
2902909000	Other cyclic hydrocarbons.	-	1 173	-	3 600
2903111000	Methyl chloride	-	2	-	1 400
2903150000	Ethylene dichloride (ISO) 1,2-dichloroethane	26 247 000	198 728 520	5 739 437	43 804 007
2903210000	Vinyl chloride (chloroethylene)	6 000 000	63 820 131	3 858 280	37 564 944
2903290000	Other unsaturated chlorinated derivatives of acyclic hydrocarbons	-	1	-	320
2903391000	Methyl bromide	7 650	7 650	4 500	4 500
2903399000	Oth fluorinated, brominated/iodinated derivative of acyclic hydrocarbons	-	153	-	3 420
2903750000	Dicloropentafluoropropanes	-	3 630	-	2 151
2904100000	Derivatives containing only sulpho groups their salts and ethyl esters	3	7 874	26	14 915
2904900000	Oth sulphonated, nitrated or nitrosated derivatives of hydrocarbon, whether or n	4 375	62 280	5 096	96 675
2905110000	Methanol (methyl alcohol)	31 928 983	322 245 587	3 871 239	40 629 883
2905120000	Propan-1-ol(propyl alcohol) & propan-2- ol (isopropyl alcohol)	-	2	-	15
2905130000	Butan-1-ol (n-butyl alcohol)	-	58 425	-	33 608
2905140000	Other butanols	1 029 915	8 038 362	684 379	4 468 448
2905160000	Octanol (octyl alcohol) and isomers thereof	9 543 534	71 080 657	9 121 187	61 985 717
2905170000	Dodecan-1-ol (lauryl alcohol), hexade can-1-ol, and octadecan-1-ol	2 810 288	23 742 511	3 821 857	30 452 681
2905190000	Other saturated monohydric alcohols	365 087	3 401 801	717 372	6 501 520
2905220000	Acyclic terpene alcohols	7 991	15 364	90 146	120 177
2905290000	Other unsaturated monohydric alcohols	22 001	41 471	105 848	192 328
2905310000	Ethylene glycol (ethanediol)	469 600	5 587 199	340 447	3 578 742
2905320000	Propylene glycol (propane-1, 2- diol)	18 000	180 896	4 500	54 116
2905390000	Other diols	29 152	251 211	252 018	2 429 453
2905430000	Mannitol	-	107	-	45
2905440000	D-glucitol (sorbitol)	5 359 070	49 201 610	3 456 264	31 871 888
2905450000	Glycerol	27 273 913	191 340 480	12 268 816	89 996 320
2905490000	Other polyhydric alcohols	-	5	-	10
2906110000	Menthol	25	1 021	574	25 050
2906130000	Sterols and inositols	-	6 290	-	31 387
2906190000	Other cyclanic, cyclenic/cycloterpenic	1 200	2 444	12 168	33 599
2906210000	Benzyl alcohol	2 845	2 845	6 230	6 230
2906290000	Other aromatic	4 305	5 202	39 682	83 422
2907110000	Phenol (hydroxybenzene) and its salts	221 575	1 841 695	4 604 482	35 050 753
2907120000	Cresols and their salts	-	20	-	3 604
2907130000	Octylphenol, nonylphenol and their isomers, salts thereof	252 139	1 554 116	318 105	1 939 763
2907190000	Other monophenols	-	1 125	-	9 045
2907210000	Resorcinol and its salts	-	1 200	-	8 808
2907230000	4,4-isopropylidenediphenol (bisphenol a, diphenylolpropane) and its salts	-	102 400	-	179 563
2907299000	Other polyphenols; phenol-alcohols	-	1 440	-	2 784
2908990000	Oth halogenated, sulphonated, nitrated or nitrosated deriv. of phenols or pheno	25 600	200 004	43 234	330 286
2909200000	Cyclanic, cyclenic or cycloterpenic ethers & their halogenated,sulphonated,	-	783	-	33 908
2909300000	Aromatic ethers & their halogenated, sulphonated, or nitrosated derivatives	38 451	379 281	206 933	2 536 609
2909410000	2,2-oxydiethanol (diethylene glycol, digol)	98 000	1 245 988	72 070	876 611
2909430000	Monobutyl ethers of ethylene glycol or of diethylene glycol	-	2 441	-	26 020
2909490000	Other ether-alcohols, their halogenated sulphonated, nitrated derivatives	1 426	8 730	5 184	71 756
2909500000	Ether-phenols, ether-alcohol-phenols & their halogenated, nitrated derivatives	196 288	1 141 616	2 886 201	15 442 601

Tabel 3 : Ekspor Indonesia menurut Komoditi (Kode HS 10 digit)
Export of Indonesia by Commodity (10 digit of HS Code)

September 2016
September

Kode H S HS Code	Uraian golongan barang Group description	Berat bersih / Net weight (Kg)		Nilai / Value F.O.B. (U S \$)	
		Bulan ini Current month	Kumulatif Cum. Jan. to date	Bulan ini Current month	Kumulatif Cum. Jan. to date
(1)	(2)	(3)	(4)	(5)	(6)
2909600000	Alcohol peroxides, ether peroxides, ketone peroxides & their halogenated drv	209 065	1 997 841	467 811	5 059 426
2910100000	Oxirane (ethylene oxide)	-	2	-	26
2910300000	1-chloro-2,3-epoxypropane (epichlorohydrin)	-	26	-	50
2910900000	Other epoxides, epoxyalcohols, epoxy phenols & their halogenated derivatives	-	28	-	345
2911000000	Acetals & hemiacetals, whether or not with other oxygen function	25	40	1 131	1 621
2912120000	Ethanal (acetaldehyde)	-	935	-	1 483 396
2912191000	Butanal	-	4 990	-	42 908
2912199000	Other acyclic aldehydes without other oxygen function	41 829	240 415	121 362	652 764
2912210000	Benzaldehyde	-	5	-	38
2912290000	Other cyclic aldehydes without other oxygen function	9 150	32 142	115 766	301 843
2912410000	Vanillin (4-hydroxy-3-methoxybenzaldehyde)	106	5 236	6 089	265 167
2912420000	Ethylvanillin (3-ethoxy-4-hydroxybenzaldehyde)	-	50	-	795
2912490090	Other aldehyde-ethers, aldehyde-phenols & aldehydes with other oxygen function	-	190	-	9 735
2912500000	Cyclic polymers of aldehydes	-	3	-	386
2912600000	Paraformaldehyde	16 155	35 355	61 138	128 410
2914190000	Other acyclic ketones without other oxygen function	30	953	15 486	45 419
2914230000	Ionones and methylinones	1 560	1 737	19 921	22 346
2914291000	Camphor	23 518	60 713	98 762	249 939
2914299000	Other cyclic, cyclic or cyclic ketones without other oxygen function	5 350	17 049	103 535	203 769
2914390000	Other aromatic ketones without other oxygen function	2	894	46	109 157
2914400000	Ketone-alcohols and ketone-aldehydes	-	160	-	2 477
2914500000	Ketone-phenols & ketones without other oxygen function	585	742	7 909	10 536
2914690000	Other quinones	-	3	-	528
2915110000	Formic acid	-	40 061	-	28 918
2915130000	Esters of formic acid	20	38	401	896
2915210000	Acetic acid	61	26 717	1 495	30 121
2915291000	Sodium acetate; cobalt acetates	80	4 226	262	22 953
2915299000	Other acetic acid and its salts	-	2	-	20
2915310000	Ethyl acetate	-	10	-	170
2915320000	Vinyl acetate	-	15 001	-	30 430
2915330000	n-butyl acetate	180	144 180	1 134	117 054
2915391000	Isobutyl acetate	360	16 350	3 730	45 593
2915392000	2-Ethoxyethyl acetate	-	20	-	67
2915399000	Other esters of acetic acid	17 974	65 830	107 362	258 956
2915500000	Propionic acids, its salts and esters	-	24 335	-	48 159
2915600000	Butanoic acids, pentanoic acids, their salts and esters	22	1 449	312	14 197
2915701000	Palmitic acid, its salts and esters	7 223 287	81 624 090	5 261 456	54 255 393
2915702000	Stearic acid	1 531 555	7 351 835	1 310 822	5 593 131
2915703000	Salts and esters of stearic acid	463 228	4 545 345	474 174	4 480 143
2915901000	Acetyl chloride	80	74 480	851	62 642
2915902000	Lauric acid, myristic acid, their salts and esters	19 511 110	158 208 329	30 327 358	187 811 311
2915909000	Other saturated acyclic monocarboxylic acid and their anhydrides, halides, pero	2 105 632	22 340 383	7 161 598	71 513 762
2916110000	Acrylic acid and its salts	3 519 205	17 387 584	2 550 446	12 930 071
2916120000	Esters of acrylic acid	2 150 540	24 421 409	2 083 708	23 952 408
2916141000	Methyl methacrylate	-	40	-	188
2916149000	Other esters of methacrylic acid	400	8 866	1 216	36 048
2916150000	Oleic, linoleic or linolenic acids, their salts and esters	212 700	5 545 133	367 105	6 565 896
2916190000	Other unsaturated acyclic monocarboxylic acids, their anhydrides, halides, peroxide	370 191	12 670 805	398 023	12 920 494
2916200000	Cyclic/cycloolefinic, monocarboxylic acids, their anhydrides, halides, peroxy & their deriv	-	1 480	-	10 420
2916310000	Benzoic acid, its salts and esters	34 104	124 992	123 805	466 495
2916320000	Benzoyl peroxide and benzoyl chloride	64 540	471 052	156 306	1 189 159

Tabel 3 : Ekspor Indonesia menurut Komoditi (Kode HS 10 digit)
Export of Indonesia by Commodity (10 digit of HS Code)

September 2016
September

Kode H S HS Code	Uraian golongan barang Group description	Berat bersih / Net weight (Kg)		Nilai / Value F.O.B. (U S \$)	
		Bulan ini Current month	Kumulatif Cum. Jan. to date	Bulan ini Current month	Kumulatif Cum. Jan. to date
(1)	(2)	(3)	(4)	(5)	(6)
2916391000	2,4-dichlorophenyl acetic acid & its salts and esters	-	60	-	784
2916392000	Esters of phenylacetic acid	-	5	-	253
2916399000	Oth aromatic monocarboxylic acids,their anhyd,halide&peroxi,peroxyacids&derivatv	10	121	389	10 329
2917110000	Oxalic acid, its salts and esters	-	263	-	6 609
2917129000	Oth adipic acid, its salts and esters, oth than dioctyl adipata	-	17 600	-	17 600
2917140000	Maleic anhydride	180 000	4 576 200	173 318	4 168 774
2917190000	Other acyclic polycarboxylic acids,their anhyd,halid,peroxid&peroxyacids & deriv	23 905	326 060	61 501	445 012
2917320000	Dioctyl orthophthalates	-	49 260	-	57 962
2917349000	Other esters of orthophthalic acid	-	190	-	285
2917350000	Phthalic anhydride	2 460 000	9 921 000	1 924 472	7 479 838
2917360000	Terephthalic acid and its salts	6 313 727	34 704 846	3 985 894	21 571 608
2917392000	Oth phthalic compound of kind used as plasticisers&ester of phthalic anhydride	-	35 200	-	50 230
2917399000	Oth aromatic polycarboxylic acids, their anhydrides, halides & peroxides & deriv	460	53 785	727	77 740
2918110000	Lactic acid, its salts and esters	20 000	115 515	37 066	218 062
2918140000	Citric acid	-	23 026	-	23 241
2918159000	Other salts and esters of citric acid	1	14 151	6	18 553
2918160000	Gluconic acid, its salts and esters	-	3 383 000	-	2 706 400
2918190000	Oth carboxylic acids w/ alcohol func but w/o oth oxygen func, their anhyd & derive	-	1	-	115
2918230000	Oth ester of salicylic acid and their salts	4 380	28 015	22 299	116 365
2918299000	Oth carboxylic acids w/ phenol func but w/o oxygen func,their anhyd,halid&derive	-	505	-	4 116
2918300000	Carboxylic acids w/ aldehyde/ketone func but w/o oxygen func & their derivative	10	12 980	349	99 847
2918990000	Oth carboxylic acid w/ oxygen func&halid ,anhyd,peroxid,peroxyacids&halogen deriv	23 478	227 068	155 708	1 306 469
2920190000	Oth thlophosphoric esters and their salts,their halogeneted,nitrate derivatv	500	500	1 051	1 051
2920901000	Dimethyl sulphate (dms)	-	3 000	-	9 487
2920909000	Oth esters of oth inorganic acids of non metal&their salts,than dimathyl sulphate	1 500	13 209	31 504	103 289
2921190000	Oth acyclic monoamines &their derivative ,salts thereof	1 875	193 258	6 701	610 233
2921210000	Ethylenediamine and its salts	-	19 500	-	45 825
2921290000	Oth acyclic polyamines &their derivative ; salt thereof	4 000	33 692	14 630	166 861
2921300000	Cyclanic, cyclenic /cycloterpenic mono/ polyamines&their derivative,salt thereof	1 291	1 651	40 630	46 167
2921490000	Oth aromatic monoamines & their derivate ; salts thereof	-	599	-	3 126
2921510000	O-,m-,p-phenylenediam, diaminotoluenes & their derivatives; salts thereof	2 470	2 470	55 111	55 111
2922192000	D-2-amino-n-butyl-alcohol	-	672	-	173 088
2922210000	Amino hydroxynaphthalene sulphonic acids and their salts	1 000	1 000	6 355	6 355
2922410000	Lysine and its esters; salts thereof	26 195 701	214 134 071	24 600 490	198 634 560
2922421000	Glutamic acid	2 206 000	17 286 000	3 023 587	24 479 849
2922422000	Monosodium glutamate (MSG)	9 329 497	80 177 943	12 992 685	114 545 315
2922429000	Oth salt of glutamic acid	-	1 150	-	3 349
2922491000	Mephenamic acid and its salts	-	160	-	1 040
2922499000	Oth amino acids, cont one kind of oxygen func & their esters; salt thereof	20	2 281 687	139	13 903 203
2922509000	Oth amino-alcohol/amino-acid-phenols&oth amino compound w/ oxygen function	-	500	-	12 500
2923100000	Choline and its salts	-	82 583	-	119 391
2923201000	Lecithins, whether or not chemically defined	-	3 501	-	17 099
2923209000	Phosphoaminolipids, whether or not chemically defined	-	24 400	-	10 656

Tabel 3 : Ekspor Indonesia menurut Komoditi (Kode HS 10 digit)
Export of Indonesia by Commodity (10 digit of HS Code)

September 2016
September

Kode H S H S Code	Uraian golongan barang Group description	Berat bersih / Net weight (Kg)		Nilai / Value F.O.B. (U S \$)	
		Bulan ini Current month	Kumulatif Cum. Jan. to date	Bulan ini Current month	Kumulatif Cum. Jan. to date
(1)	(2)	(3)	(4)	(5)	(6)
2923900000	<i>Oth quarternary ammonium salts and hydroxides whether/not chemically define</i>	-	4 313	-	7 780
2924120090	<i>Fluoroacetamide (ISO) & phosphamidon (ISO)</i>	-	207 750	-	292 913
2924190000	<i>Oth acyclic amides (incl acyclic carbama tes) & their derivatives; salts thereof</i>	621 685	5 714 485	470 731	4 840 885
2924291000	<i>Aspartame</i>	27	760	822	4 662
2924299010	<i>Asetaminophen(paracetamol);salicylamide; ethoxybenzamide</i>	-	4 804	-	46 071
2924299090	<i>Oth cyclic amides(incl cyclic carbamate) and their derivatives; salts thereof</i>	-	20 000	-	357 295
2925110000	<i>Saccharin and its salts</i>	40 000	132 605	399 162	1 318 845
2925290000	<i>Oth imines and their derivatives; and salts thereof</i>	-	326	-	3 191
2926200000	<i>1-cyanoguanidine (dicyandiamide)</i>	-	280	-	322
2926900000	<i>Other nitrile-function compounds</i>	5 911	19 158	107 824	160 270
2927001000	<i>Azodicarbonamide</i>	2 029 279	16 961 375	6 163 839	50 431 944
2927009000	<i>Oth diazo-, azo- or azoxy-compounds</i>	3 250	24 450	9 667	58 837
2928001000	<i>Linuron</i>	-	1 067	-	7 789
2928009000	<i>Oth organic derivatives of hidrazine or of hydroxylamine</i>	14 940	132 173	131 902	1 069 967
2929101000	<i>Diphenylmethana dilsocyanata (MDI)</i>	-	20 585	-	70 122
2929109000	<i>Oth isocyanates</i>	44 988	411 354	225 316	2 020 725
2929901000	<i>Sodium cyclamate</i>	447 700	3 976 527	748 752	6 784 998
2929909000	<i>Oth compounds with other nitrogen funct</i>	-	13	-	195
2930200000	<i>Thiocarbamates and dithiocarbamates</i>	-	4 650	-	18 321
2930400000	<i>Methionine</i>	-	60	-	790
2930901000	<i>Dithocarbonates</i>	-	1	-	3
2930909000	<i>Oth organo-sulphur compounds</i>	32 059	178 211	685 168	3 529 794
2931902000	<i>N-(phosphonomethyl) glycine and salts thereof</i>	-	46	-	1 245
2931903000	<i>Ethephone</i>	-	19 500	-	114 650
2931909010	<i>Dimethyltin dicloride (DMTDCL)</i>	1 428	1 428	4 770	4 770
2931909090	<i>Oth of oth organo-inorganic compounds</i>	42 946	496 620	77 464	1 372 660
2932120000	<i>2-furaldehyde (furfuraldehyde)</i>	-	40	-	353
2932130000	<i>Furfuryl alcohol and tetrahydrofurfuryl alcohol</i>	10	69	243	834
2932190000	<i>Oth comp cont an unfused furan ring(whet/not hydrogenated) in structure</i>	1 753	7 361	23 726	84 437
2932200090	<i>Other lactones</i>	-	5 514	-	93 591
2932991000	<i>Carbofuran</i>	702	920	8 879	20 350
2933111000	<i>Dipyrone (analgin)</i>	-	14 925	-	133 105
2933119000	<i>Oth phenazone (antipyrin) and its derive</i>	-	18	-	1 241
2933190000	<i>Oth compound contain an unfused pyrazole ring (whet/not hydrogenated) in structr</i>	1	6	120	799
2933210000	<i>Hydantoin and its derivatives</i>	-	10 600	-	16 445
2933299000	<i>Oth compounds cont an unfused imidazole ring (whet/not hydrohenated) in structre</i>	93	7 526	41 949	2 116 621
2933310000	<i>Pyridine and its salts</i>	-	2	-	21
2933391000	<i>Chlorpheniramine and isoniazid</i>	-	4	-	1 142
2933490000	<i>Oth comp cont in struc a quinoline/isoqu inoline ring-syst(whet/not hydrogenated)</i>	-	16	-	1 542
2933599000	<i>Oth comp cont pyrimidine ring (whet/not hydrogenated)/piperazine ring in structr</i>	-	2 122	-	9 593
2933610000	<i>Melamine</i>	3	1 019	65	12 067
2933690000	<i>Oth comp cont unfused triazine ring(whet/not hydrogenated) in struct thn melamin</i>	18 041	100 301	38 240	232 530
2933991000	<i>Mebendazole or parbendazole</i>	-	3 022	-	34 110
2933999000	<i>Oth heterocyclic compounds with nitrogen hetero-atom(s) only</i>	1 260 500	8 252 050	8 847 439	51 451 270
2934100000	<i>Compounds contain unfused thiazole ring (weth/not hydrogenated) in the structure</i>	-	1 313	-	14 803
2934200000	<i>Compound containing in structure a benzo thiazole ring-system, not futher fused</i>	-	161	-	1 064
2934991000	<i>Nucleic acid and its salts</i>	865 618	6 557 662	5 883 946	46 292 695
2934992000	<i>Sultones, sultams, diltiazem</i>	1 344	17 499	418 131	4 414 694
2934994000	<i>3-azido-3- deoxythymidine</i>	-	1	-	1 540

Tabel 3 : Ekspor Indonesia menurut Komoditi (Kode HS 10 digit)
Export of Indonesia by Commodity (10 digit of HS Code)

September 2016
September

Kode H S HS Code	Uraian golongan barang Group description	Berat bersih / Net weight (Kg)		Nilai / Value F.O.B. (U S \$)	
		Bulan ini Current month	Kumulatif Cum. Jan. to date	Bulan ini Current month	Kumulatif Cum. Jan. to date
(1)	(2)	(3)	(4)	(5)	(6)
2934999000	Other nucleic acids&their salts,whet/not chemically define;oth heterocyclic comp	199 258	1 242 652	3 231 071	17 767 074
2935000000	Sulphonamides.	64 390	383 313	534 952	3 124 120
2936210000	Vitamins A & their derivatives	-	14 810	-	795 422
2936220000	Vitamins B1 & its derivatives	1 500	2 080	72 606	98 036
2936240000	D-or dl-pantothenic acid (vit B3 or vit B5) & its derivatives	5 000	8 000	200 000	320 000
2936250000	Vitamin B6 & its derivatives	-	1 400	-	37 614
2936260000	Vitamin B12 & its derivatives	800	2 430	22 000	131 288
2936270000	Vitamin C & its derivatives	5 000	51 035	4 609	196 728
2936280000	Vitamin E & its derivatives	10 000	25 500	101 191	452 214
2936290000	Oth vitamins & their derivatives	1 430	196 500	74 285	1 501 765
2936900000	Provitamin, incl natural concentrates,& its derivative for vit, intermix of vit	12 007	20 689	34 807	272 065
2937220000	Halogenated derivatives of corticosteroid hormones	17	22	24 825	33 748
2937230000	Oestrogens & progestogens	-	522	-	347
2937290000	Oth steroidal hormone, their derivative& structural analogues	-	202	-	5 886
2938900000	Oth glycoside, natural/reprodc by synth & their salts,ethers,esters & oth derive	7 975	156 040	31 353	429 392
2939201000	Quinine and it salts	10 969	90 024	1 267 046	10 097 483
2939209000	Oth alkaloid of cinchona and heir deriva tives; salts thereof, oth than quinine	10	50	1 582	1 783
2940000000	Sugars, chemically pure oth than sucrose ,lactose, maltose, glucose, & fructose	2 234 192	19 267 547	1 785 462	15 195 213
2941101100	Amoxicillins & its salts, non-sterile	-	2 575	-	67 723
2941101900	Amoxicillins & its salts, sterile	-	1 595	-	25 815
2941109000	Oth penicillins &their derive w/ penicil lanic acid structure; salt thereof	5 418	12 969	1 556	276 806
2941200000	Streptomycins & their derivatives; salt thereof	-	2 495	-	1 405
2941300000	Tetracyclines & their derivatives; salt thereof	-	25	-	15 033
2941900000	Oth antibiotics	17	12 537	107	288 748
2942000000	Oth organic compounds.	309 409	1 369 477	2 030 332	8 779 813
3001900000	Gland&oth organ for organo-therapeutic& human/animal substanc for therapetic,nes	-	150	-	10
3002103000	Antisera&modified immunological product whet/not modified/obtain biotech process	189	1 577	3 186	14 837
3002109000	Oth blood fractions, whet/not modified/ obtain by biotechnological process	23	247	112	4 191
3002201000	Tetanus toxoid	1 673	77 031	184 731	13 576 830
3002202000	Pertusis, measles, meningitis or polio vaccines	10 631	89 005	7 468 719	38 118 833
3002209010	Hepatitis vaccine	-	2	-	6
3002209090	Oth vaccines for human medicine oth than tetanus,partusis,messles,polio,hepatiti	2 650	12 323	600 733	9 572 359
3002300000	Vaccines for veterinary medicine	41 401	369 840	915 115	7 410 835
3002900000	Human blood;animal blood for therapeutic ,prophylactic/diagnostic uses	90	31 235	12 550	1 394 734
3003109000	Oth medcn cont penicillins /derivative's w/ penicillanic acid stru,not for retail	-	3 683	-	11 000
3003200000	Medicaments containing oth antibiotics	239	4 238	1 213	42 045
3003390000	Medicaments cont hormon oth insulin/prod head 2937 not cont antibiotic,not retail	181 670	626 100	2 034 674	7 287 036
3003900000	Oth medicaments cont mix_2 constituents for therapeutic/prophylactic,not retail	-	34 558	-	349 513
3004101500	Medicaments cont penicillin G (excl peni cilin G benzhatine),phenoxymethyl/salt's	2 270	8 883	220 368	805 284
3004101600	Medicaments cont ampicillin,amoxycillin/ their salts, of a kind taken orally,retl	35 766	221 457	1 405 281	8 422 575
3004101900	Oth medicaments cont penicillins/their derivatives, in doses/for retail	66 819	506 085	5 104 366	44 582 148
3004102100	Medicaments cont streptomycins/derivativ , in ointment form, in doses/for retail	176	568	10 526	20 083

Tabel 3 : Ekspor Indonesia menurut Komoditi (Kode HS 10 digit)
Export of Indonesia by Commodity (10 digit of HS Code)

September 2016
September

Kode H S HS Code	Uraian golongan barang Group description	Berat bersih / Net weight (Kg)		Nilai / Value F.O.B. (U S \$)	
		Bulan ini Current month	Kumulatif Cum. Jan. to date	Bulan ini Current month	Kumulatif Cum. Jan. to date
(1)	(2)	(3)	(4)	(5)	(6)
3004102900	Medicaments cont streptomycins/derivativ ,other than ointment form,for retail	-	133 046	-	344 217
3004201000	Medicaments cont gentamycin, lincomycin, sulfamethoxazole/derive,for oral/ointmen	205	2 309	28 007	201 171
3004203100	Medicaments cont erythromycin/its deriva tive for taking orally, for retail sale	10 733	120 561	331 274	1 458 933
3004203200	Medicaments cont erythromycin/its deriva tive in ointment form, for retail sale	50	50	1 366	1 366
3004203900	Oth medicaments cont erythromycin/derive ,oth for taking orally/ointment,retail	3 052	47 162	227 028	2 357 067
3004207100	Medicaments cont tetracycline/chloramphe nicols/derive for taken orally/ointment	6 050	13 445	207 766	936 735
3004207900	Medicaments cont tetracycline/chloramphe nicols/derive oth taken orally/ointment	3 772	18 239	1 591 764	9 379 261
3004209100	Oth medicaments cont oth antibiotics for taking orally/ointment form, for retail	199	4 645	111 528	2 949 811
3004209900	Oth medicaments cont oth antibiotics oth taking orally/ointment form, for retail	7 580	50 455	175 041	1 509 366
3004321000	Medicaments cont dexamethesone or their derivative, in dosses/for retail	1 275	3 528	3 904	12 304
3004329000	Oth med cont corticosteroid hormon,their derivative/struc analog,in dosses/retail	1 484	28 761	161 989	3 164 930
3004390000	Oth med cont hormon oth than coricostero id&insulin,not cont antibiotic, retail	40 869	439 703	520 027	8 938 878
3004404000	Medicaments cont quinine/its salts/ anti malaria subtc oth than head 30044020/30	-	1	-	12
3004501000	Oth medicament cont vitamins of a kind suitable for children in syrup form	21 210	185 932	99 626	965 728
3004502100	Oth medicament cont vitamins > 1 of kind taken orally	23	9 547	1 035	7 442
3004502900	Oth medicament cont vitamins>1 oth than of kind taken orally	25 894	237 097	1 113 021	9 711 693
3004509100	Oth medicaments cont vitamins A,B or C	1 650	11 588	14 400	167 771
3004509900	Oth medicament cont vitamin (oth than A, B,C) or oth products of heading 29.36	37 951	546 742	1 104 404	14 434 287
3004901000	Transdermal therapeutic systems patches for cancer treatment or heart diseases	643	3 027	857 729	4 162 722
3004902000	Closed sterile water for inhalation, pharmaceutical grade	-	1 777	-	32 222
3004903000	Antiseptics	223 443	1 537 414	333 849	2 553 997
3004904100	Anaesthetics containing procaine hydrochloride	-	15	-	513
3004904900	Oth anaesthetics oth than cont procaine hydrochloride	137 427	1 584 804	1 394 674	17 075 972
3004905100	Analgesics,antipyretic&oth med cont para cetamol/dipyron,acetylsalicylic,taken o	20 285	297 728	333 813	4 379 042
3004905200	Analgesics,antipyretics & oth med cont chlorphenimamine maleate	-	87 660	-	323 871
3004905300	Analgesics,antipyretics & oth med cont declofenac, of kind taken orally	-	60	-	4 106
3004905400	Analgesics,antipyretics & oth med cont piroxicam (INN) or ibuprofen	357	23 818	21 306	241 142
3004905500	Oth analgesic,antipyretic&oth cough/cold medicament, in liniment form	82 179	623 064	598 541	5 053 050
3004905910	Analgesic,antipyretic&oth med cont acety lsalicylic acd,paractaml/dpyron,not oral	48	4 156	1 132	34 560
3004905990	Oth analgesics,antipyretics & oth cough/ cold medicmn, whet/not cont antihistamin	470 969	3 264 142	5 867 796	45 752 467
3004906300	Other antimalarials used for herbal medicaments	3 412	10 950	27 692	155 589
3004906900	Oth antimalarials oth than use for herbal medicaments	-	1 935	-	7 551
3004907100	Antihelmintic containing piperazine or mebendazole (INN)	-	748	-	140 296
3004907200	Other antihelmintic use for herbal medicaments	795	3 555	56 460	79 973

Tabel 3 : Ekspor Indonesia menurut Komoditi (Kode HS 10 digit)
Export of Indonesia by Commodity (10 digit of HS Code)

September 2016
September

Kode H S HS Code	Uraian golongan barang Group description	Berat bersih / Net weight (Kg)		Nilai / Value F.O.B. (U S \$)	
		Bulan ini Current month	Kumulatif Cum. Jan. to date	Bulan ini Current month	Kumulatif Cum. Jan. to date
(1)	(2)	(3)	(4)	(5)	(6)
3004907900	Other antihelmintic oth than use for herbal medicaments	14 930	113 173	346 195	4 234 240
3004908200	Anti HIV/AIDS medicaments	464	1 890	2 935 779	19 250 334
3004908900	Oth medicaments for other intractable diseases oth than HIV/AIDS	2 830	31 322	209 061	20 584 350
3004909100	Oth medicam cont sodium chloride/glucose , for infusion	18 497	289 231	220 919	1 829 159
3004909200	Oth medicam cont sorbitol/salbutamol for infusion	11 246	54 671	51 635	253 974
3004909300	Oth medicam cont sorbitol/salbutamol in other form	-	6 631	-	10 543
3004909400	Oth medicam cont cimetidine/ranitidine, oth than for injection/infusion	-	747	-	194 747
3004909500	Oth med cont phenobarbital, diazepam/ chlorpromazine oth than for inject/infus	-	1	-	1
3004909600	Nasal drop med cont naphazoline,xylometazoline/oxymetazoline, in doses/for reta	93	86 534	8 318	1 874 829
3004909800	Other medicament for herbal medicaments, for retail sale	47 690	396 580	137 569	1 636 945
3004909900	Other medicaments oth than herbal medicaments, for retail sale	180 022	1 541 979	15 896 528	97 690 202
3005101000	Adhesive dressing&oth articles w/ adhesi ve layer,impregnate/coat w/ pharmacy sub	12 118	160 464	91 854	1 130 964
3005109000	Adhesive dressing&oth articles w/ adhesi ve layer than impreg/coat w/ pharmaceu s	41	148 073	1 699	1 270 143
3005901000	Bandages,impregnated/coated w/ pharmacy subst,for retail for medical,surgical	14 162	84 057	69 279	381 746
3005902000	Gauze, impregnated/coated w/ pharmacy subst,for retail for medical,surgical	-	724	-	12 330
3005909000	Wadding&similar articles,impregnated/coa te w/pharmacy subst,for retail for medis	97 513	583 852	306 488	1 861 694
3006101000	Sterile absorbable surgical/dental yarn; sterile surgical/dental adhesion barrie	-	36	-	2 640
3006109000	Sterile surgical catgut,sterile adhesive tissue for surgicl wound close&laminari	-	6	-	201
3006302000	Reagents of microbial origin of kind suitabel for veterinary biologic diagnos	-	120	-	420
3006309000	Oth opacifying prep for x-ray exam;oth diagnostic reagents designed for patient	62 648	62 648	270 292	270 292
3006500000	First-aid boxes & kits	40	1 837	1 713	48 110
3006600000	Chemical contraceptive prep based on hor mones/on product head 2937/on spermicide	1 491	19 727	51 090	1 268 335
3006700000	Gel prep designe used in human/vet medic as lubricant for parts of body for surg	-	35 875	-	385 690
3101001100	Supplement fertilizers in liquid form, not chemical treat-of solely vegetable	20 000	99 580	22 200	122 557
3101001900	Oth supplement fertilisers chem/not chem treated oth than liquid form of veg ori	2 577 805	19 767 084	528 575	4 374 624
3101009100	Supllement fertilisers, in liquid form, not chemically treated of animal origin	-	38 641	-	105 752
3101009200	Supplements fertilisers of animal origin (oth than guano), chemicaly treated	-	35 205	-	18 949
3101009900	Oth animal/vegetable fertilisers,mixing/ chemical treat of animal/vegetable ferti	298 216	4 210 758	68 469	1 086 864
3102100000	Urea, whether/not in aqueous solution	60 789 076	721 918 243	12 124 496	161 628 762
3102210000	Ammonium sulphate	46 000	4 472 060	10 360	1 065 856
3102290000	Double salts & mix of ammonium sulphate & ammonium nitrate	-	985	-	3 335
3102300000	Ammonium nitrate, whether/not in aqueous solutions	5 700 000	43 105 600	1 944 000	13 613 443
3103109000	Superphosphates not feed grade	1 458 700	10 328 420	293 150	2 210 955
3103909000	Other mineral or chemical fertilisers, phosphatic, oth than superphosphates	837 650	9 041 361	173 673	1 815 491
3104200000	Potassium chloride	500 000	9 351 000	126 190	2 575 731
3104300000	Potassium sulphate	1 316 000	13 594 000	533 233	6 014 395

Tabel 3 : Ekspor Indonesia menurut Komoditi (Kode HS 10 digit)
Export of Indonesia by Commodity (10 digit of HS Code)

September 2016
September

Kode H S HS Code	Uraian golongan barang Group description	Berat bersih / Net weight (Kg)		Nilai / Value F.O.B. (U S \$)	
		Bulan ini Current month	Kumulatif Cum. Jan. to date	Bulan ini Current month	Kumulatif Cum. Jan. to date
(1)	(2)	(3)	(4)	(5)	(6)
3104900000	Other mineral/chemical fertilisers,potas sic,oth than potassium chloride/sulphate	-	1 228 575	-	553 441
3105101000	Superphosphates & calcined phosphastic fertiliser in tablet/sim forms/pack_10kg	-	661 000	-	209 368
3105102000	Min/chem fert cont 2/3 of nitrogen,phosp horus&potassium,in tab/similar/pack_10kg	18	13 282 798	348	3 949 786
3105109000	Oth min/chem fert cont 2/3 of nitrogen, phosp&potass,in tabs/sim forms/pack_10kg	-	1 334 850	-	953 131
3105200000	Mineral/chemical fertiliser contain 3 ele ments nitrogen,phosphorus & potassium	329 000	9 359 610	103 064	3 476 345
3105510000	Oth mineral/chemical fertilisers contain nitrates & phosphates	27 499 990	58 105 820	6 957 497	14 770 934
3105590000	Oth mineral/chemical fertilisers contain nitrogen&fosfor, than nitrates&phosphat	48 000	336 000	3 737	25 514
3105600000	Mineral/chemical fertilisers contain 2 fertilising element phosphorus&potassium	17 712	111 062	5 660	39 510
3105900000	Oth mineral/chemical fertiliser cont 2/3 elements nitrogen,phosphorus&potassium	100 003	1 607 504	6 279	196 306
3201901000	Gambier	1 592 574	12 061 590	4 965 113	31 520 701
3201909000	Oth tanning extract of vegetable origin; tannine & their salts,esters &oth derive	9 000	44 069	17 189	62 816
3202100000	Synthetic organic tanning substances	391 645	3 048 055	431 135	3 405 768
3202900000	Inorganic tanning subst;tanning prep whe /not cont natura tanning subs;enzym prep	28 000	373 213	31 568	728 223
3203001000	Coloring matter of vegetable or animal suitable for use in food/drink industris	1 955	19 277	15 603	139 585
3203009000	Coloring matter of vegetable/animal not suitable for use in food/drink industris	85	5 548	124	12 455
3204111000	Disperse dyes & preparations based there on, crude	3 856	28 981	25 113	391 990
3204119000	Disperse dyes & preparations based there on, oth than crude	826 060	8 309 686	7 354 360	75 699 178
3204121000	Acid dyes whether or not premetallised & preparations based thereon	80 890	663 146	835 671	8 826 961
3204129000	Mordant dyes& preparations based thereon	490	9 283	2 539	43 578
3204130000	Basic dyes & preparations based thereon	6 100	149 020	21 668	1 053 661
3204140000	Direct dyes & preparations based thereon	25 260	403 490	101 390	1 630 567
3204150000	Vat dyes(incl those usable in that state as pigments) &preparations based thereo	1 430	37 926	21 671	851 695
3204160000	Reactive dyes&preparations based thereon	306 668	2 826 833	1 514 326	16 269 911
3204170010	Synthetic organic pigment in powder form	356 912	2 869 411	1 284 516	10 671 387
3204170090	Other pigment&preparations based thereon oth than in powder form	200 084	2 282 558	1 357 567	16 644 756
3204190000	Oth synth organic coloring matter, incl mix of color subhead 3204.11 to 3204.19	182	44 921	3 507	213 696
3204200000	Synthetic organic prods of a kind used as fluorescent brightening agents	712 087	9 748 682	1 160 916	13 470 184
3204900000	Oth synthetic organic coloring, matter, w/ or not chemically defined	3 981	26 699	19 966	95 007
3205000000	Color lakes;preparations as specified in this chap based on color lakes	40	58 722	1 126	97 615
3206111000	Pigment base on titanium dioxide contain by weight _ 80 % on dry matter	1 000	25 570	2 956	74 133
3206119000	Preparate base on titanium dioxide conta in by weight _ 80 % on dry matter	11 045	126 445	27 505	312 877
3206191000	Pigment base on titanium dioxide contain by weight < 80 % on dry matter	586 539	4 299 299	424 303	2 811 223
3206199000	Preparate base on titanium dioxide conta in by weight < 80 % on dry matter	83 966	461 255	235 078	1 308 051
3206201000	Chrome yellow,chrome green,molybdate orange/red base on chromium compound	20 945	182 783	78 852	633 191
3206209000	Oth pigments & preparations based on chromium compounds	-	4	-	1 009
3206419000	Ultramarine	-	44 133	-	76 026
3206421000	Preparations based on zinc sulphide	-	8	-	1

Tabel 3 : Ekspor Indonesia menurut Komoditi (Kode HS 10 digit)
Export of Indonesia by Commodity (10 digit of HS Code)

September 2016
September

Kode H S HS Code	Uraian golongan barang Group description	Berat bersih / Net weight (Kg)		Nilai / Value F.O.B. (U S \$)	
		Bulan ini Current month	Kumulatif Cum. Jan. to date	Bulan ini Current month	Kumulatif Cum. Jan. to date
(1)	(2)	(3)	(4)	(5)	(6)
3206429000	Litophone & oth pigments based on zinc sulphide	-	6	-	5
3206491000	Preparations of other colouring matter	4 475	43 083	20 922	154 322
3206499000	Other colouring matter other than ultra marine & lithopone	-	29	-	664
3206501000	Preparations of inorganic pigment of a kind used as luminophores	300	467	5 620	6 176
3206509000	Oth inorganic pigment/colouring matter of a kind used as luminophores	80 000	81 926	66 576	81 326
3207100000	Prepared pigments, prep opacificers prep colors & similar prep	184 581	981 696	668 411	3 988 871
3207201000	Enamel frits	-	20 098	-	8 711
3207209000	Oth vitrifiable enamels & glazes, engobe (slips) similar prep	221 443	2 371 528	194 029	1 859 907
3207300000	Liquid lustres & similar preparations	120	6 425	350	43 717
3207400000	Glass frit & oth glass, in the form of powder granules or flakes	738 003	7 157 337	796 315	6 255 988
3208101100	Varnishes>100-c hr, based on polyester for dental use, dispersed in a non aqueo	-	91	-	807
3208101900	Oth varnishes based on polyesters <100-c hr, disper in a nonaqueous	90 639	193 893	57 452	268 911
3208109000	Other paints & varnishe (incl enamels & lacquers)polyester dispers, non aqueous	1 044 928	7 127 595	2 118 755	15 884 246
3208204000	Anti-fouling/anti-corrosive paints for ships hull base on acrylic/vinyl polymer	1 575	17 482	5 953	43 657
3208209000	Other paints & varnishes (incl enamels& lacquers) based on acrylic/vinyl polymer	273 578	1 913 615	794 245	6 317 609
3208901900	Varnishes (incl.lacquers),exceed >100-c heat-resistant used in oth than dentist	101 636	952 465	256 511	2 441 129
3208902900	Varnishes (incl.lacquers),exceed <100-c heat-resistant used in oth than dentist	205 852	1 590 712	641 752	5 090 994
3208909000	Oth paints & varnishes dispersad/ dissolved in a nonaqueous medium	602 177	6 395 685	1 973 400	19 248 741
3209101000	Varnishes(inc lacquer)>100-c hr-acrylic vinyl polymer, dispersed in a aqueous	7 590	53 109	28 042	161 410
3209104000	Leather paints-based on acrylic or vinyl polymers dispers in a aqueous	-	370	-	247
3209105000	Anti-fouling/corrosive paints for ships hulls based on acrylic/vynil polymers	1 056	2 005	960	6 991
3209109000	Oth paints & varnishes dispersed aqueous/dissolved in aqeuos medium	52 764	755 446	64 429	680 838
3209900000	Oth paints based on others varnishes dispers in a aqueous medium	207 839	1 419 634	305 731	2 565 841
3210001090	Varnishes (incl lacq) exc < 100-c hr resist of a kind used for finish leather	13 680	118 776	46 466	118 364
3210003000	Prepared water pigments of a kind used for finishing leather	46 320	412 045	113 871	1 024 944
3210005000	Polyurethane tar coating of a kind used for finishing leather	-	1 000	-	24 615
3210009100	Oth anti-fouling/corr paints for ships, hulls based on polyurethane tar couting	-	300	-	2 813
3210009900	Other paints & varnishes of a kind used for finishing leather	731	49 009	8 275	171 094
3211000000	Prepared driers	12 401	164 324	45 250	443 350
3212100000	Stamping foils	4 838	35 143	79 055	499 412
3212901100	Aluminium paste	5 143	5 441	18 118	20 088
3212901300	White lead dispersed in oil	25	25	100	100
3212901400	Oth pigments of aluminium paste, white lead dispersed in oil for leather	-	980	-	37 328
3212901900	Oth than pigments of aluminium paste, white lead dispersed in oil for leather	2 624	159 167	11 373	418 799
3212902900	Oth than dyes in the food or drink industries	2 164	32 514	844	33 299
3213100000	Colours in tablet, tube, jar, bottle, pan, similar form or packing for artist	112	507	1 546	4 474

Tabel 3 : Ekspor Indonesia menurut Komoditi (Kode HS 10 digit)
Export of Indonesia by Commodity (10 digit of HS Code)

September 2016
September

Kode H S HS Code	Uraian golongan barang Group description	Berat bersih / Net weight (Kg)		Nilai / Value F.O.B. (U S \$)	
		Bulan ini Current month	Kumulatif Cum. Jan. to date	Bulan ini Current month	Kumulatif Cum. Jan. to date
(1)	(2)	(3)	(4)	(5)	(6)
3213900000	<i>Oth color not in tablet, tube, jar, bottle, pan/similar form/packing for ar</i>	-	792	-	929
3214100000	<i>Glaziers putty, grafting putty, cements caulking compound</i>	163 034	1 307 482	389 579	3 461 280
3214900000	<i>Oth glaziers putty, grafting putty, cements caulking compound</i>	284 915	2 701 546	266 907	2 692 269
3215111000	<i>Printing uv curable inks-black</i>	-	363	-	2 950
3215119000	<i>Printing inks other than uv curable inks- black</i>	351 758	2 196 745	3 477 978	21 474 031
3215190000	<i>Printing inks, other than black</i>	748 250	5 623 313	9 931 298	82 373 712
3215901000	<i>Carbon mass for one time carbon paper</i>	-	1	-	1
3215906000	<i>Drawing ink and writing ink</i>	-	6 216	-	7 015
3215907000	<i>Ink of a kind suitable for use with duplicating machines of heading 84.72</i>	4	3 828	1 317	2 373
3215909000	<i>Oth ink of a kind suitable for use with duplicating machines of heading 84.72</i>	18 242	81 637	58 080	223 158
3301120000	<i>Essential oils of citrus of orange</i>	16	14 072	1 382	127 418
3301130000	<i>Essential oils of citrus of lemon</i>	8	748	401	37 925
3301190000	<i>Other essential oils of citrus fruit</i>	12 440	43 847	297 080	1 272 828
3301240000	<i>Essential oils - of peppermint (mentha piperita)</i>	-	5 130	-	156 029
3301250000	<i>Essential oils - oth of peppermint (mentha piperita)</i>	-	418 981	-	20 735 463
3301290010	<i>Oth essential oil of lemon grass, citronella, nutmeg, cinnamon, ginger, ca</i>	102 119	842 113	3 071 790	25 582 610
3301290020	<i>Oth essential oils of sandalwood</i>	37 166	165 987	2 387 618	9 714 430
3301290090	<i>Oth essential oils-oth than pharmaceutical grade</i>	17 311	216 996	364 772	4 823 302
3301300000	<i>Resinoids</i>	-	722	-	8 797
3301901000	<i>Aqueous distillates & solutions of essential oils suitable for medic use</i>	64 226	156 155	2 815 310	6 620 913
3301909000	<i>Oth essential oils (terpeneless or not), incl concretes& absolutes; resinoids</i>	194 950	1 519 473	6 366 300	47 851 140
3302101000	<i>Odoriferous alcoholic prep for the alcohol beverages, liquid form</i>	450	17 971	2 006	154 024
3302102000	<i>Odoriferous alcoholic prep for the alcohol beverages, in oth</i>	4 275	45 654	31 893	334 570
3302109000	<i>Oth mixed of odoriferous of a kind used in the food or drink industries</i>	324 270	2 460 007	4 385 348	31 163 009
3302900000	<i>Oth prep based on odoriferous substances for the manufacture of beverages</i>	769 042	7 037 630	9 633 392	81 052 700
3303000000	<i>Perfumes & toilet waters</i>	672 434	4 980 508	9 756 318	78 523 684
3304100000	<i>Lip make-up preparations</i>	4 546	55 196	171 223	1 595 407
3304200000	<i>Eye make-up preparations</i>	1 315	10 204	161 459	1 432 784
3304300000	<i>Manicure or pedicure preparations</i>	3 677	78 553	22 506	252 177
3304910000	<i>Beauty or make up preparations powders, whether or not compressed</i>	309 754	2 177 023	1 052 645	8 582 938
3304992000	<i>Anti-acne creams</i>	7	53 435	170	401 295
3304993000	<i>Oth Face or skin creams & lotions</i>	297 466	3 174 340	1 896 298	19 696 266
3304999000	<i>Oth than anti-acne creams and oth face or skin creams & lotions</i>	1 689 542	13 310 019	8 353 522	63 276 839
3305101000	<i>Having anti-fungai shampoo</i>	166 066	1 054 056	261 162	1 783 916
3305109000	<i>Oth having anti-fungai shampoo</i>	924 123	9 897 364	2 109 485	21 323 025
3305200000	<i>Preparations for permanent waving or straightening</i>	666	22 054	2 304	176 836
3305300000	<i>Hair lacquers</i>	20	9 636	50	53 197
3305900000	<i>Others preparations for use on the hair</i>	679 035	5 887 165	3 184 235	23 879 413
3306101000	<i>Prophylactic pastes & powders</i>	1 465 536	10 560 380	3 044 951	22 227 307
3306109000	<i>Oth prophylactic pastes & powders</i>	162 292	1 309 767	589 648	4 528 794
3306900000	<i>Oth yarn used to clean between the teeth (denital-floos)</i>	13 938	168 640	60 385	668 562
3307100000	<i>Pre-shave, shaving or after-shave preparations</i>	4 533	121 232	17 296	427 851
3307200000	<i>Personal deodorants & antiperspirants</i>	117 223	1 094 045	534 885	4 832 384
3307300000	<i>Perfumed bath salts & oth bath prep, deodor room incl prep used religious rit</i>	-	6	-	70
3307411000	<i>Scanted powders (incense) of a kind used during religious rites</i>	22 508	352 734	12 996	266 718
3307419000	<i>Oth scanted powder (incaese) of a kind used during religious rites</i>	176 219	1 641 286	102 995	1 694 309

Tabel 3 : Ekspor Indonesia menurut Komoditi (Kode HS 10 digit)
Export of Indonesia by Commodity (10 digit of HS Code)

September 2016
September

Kode H S HS Code	Uraian golongan barang Group description	Berat bersih / Net weight (Kg)		Nilai / Value F.O.B. (U S \$)	
		Bulan ini Current month	Kumulatif Cum. Jan. to date	Bulan ini Current month	Kumulatif Cum. Jan. to date
(1)	(2)	(3)	(4)	(5)	(6)
3307491000	Room perfuming preparations, whether or not having disinfectant properties	234 188	2 134 828	1 122 309	10 863 089
3307499000	Oth prep for perfuming or deodor rooms, incl odoriferous preparat use religious	51 223	742 831	98 666	2 525 930
3307903000	Papers & tissues, impregnated or coated with perfume or cosmetics	85 246	539 505	196 843	1 115 387
3307904000	Other perfumery or cosmetics, including depiletorles	2 049	101 371	20 249	411 462
3307905000	Contact lens solution	-	1	-	60
3307909000	Oth animal toilet prep, paper & tissue other ferfume or cosm, cont lens solutio	140 703	1 213 908	781 136	6 404 256
3401111000	Soap, organic surface-active-for toilet use-medicated prods	681 046	10 116 716	849 667	13 595 364
3401112000	Bath soap	12 903 634	172 961 762	18 979 492	153 646 933
3401113000	Oth of felt or nonwovens, impregnated, coated or covered with soap or detergent	75 836	225 072	126 294	407 103
3401119000	Oth medicated prod & oth of felt or nonwovens, impreg, coated w/ soap/deterg	5 868 548	71 225 889	4 129 198	44 502 620
3401191000	Of felt/nonwovens impregnated, coated with soap or detergent	345	8 416	1 396	10 141
3401199000	Oth of felt or nonwovens, impregnated, coated or covered with soap or detergent	5 172 677	41 528 534	3 551 873	27 481 906
3401202000	Soap chips	17 453 810	141 178 623	12 522 745	99 737 834
3401209100	Soap of a kind used for flotation deinking or recycled paper	1 000	1 000	1 540	1 540
3401209900	Oth soap of kind used for flotation deinking or recycled paper	6 748 859	77 911 476	4 490 005	48 133 595
3401300000	Org surf-active prod & prep for washing the skin in the liq/cream for ret sale	1 114 392	6 592 115	3 225 830	17 240 325
3402111000	Sulphated fatty alcohols	1 489 030	13 981 759	2 555 623	21 162 475
3402114000	Sulphanated alkylbenzene	1 167 110	11 744 448	1 291 721	13 187 775
3402119900	Oth anionic-organic surface-active agent with or not put up for retail sale	593 256	9 871 993	761 360	9 360 441
3402121000	Wetting agents used in the manuf of herbiced-cationic	-	23 720	-	23 861
3402129000	Oth cationic-organic surface-active agent with/not put up for retail sale	117 392	392 425	155 457	585 023
3402131000	Hydroxyl-terminated polybutadiene	13 200	198 503	24 626	460 134
3402139000	Oth hydroxil-terminated polybutadiene	231 151	1 451 592	387 335	2 214 685
3402191000	Organic surface active of a kind suitable for use in fire extinguishing p	34 937	279 638	47 517	541 592
3402199000	Oth organic surface-active of kind suitable for use in fire extinguishing p	673 697	5 593 091	497 270	5 142 030
3402201100	Anionic surface active prep. in liquid form-put up for retail sale	231 778	6 165 336	166 288	4 941 680
3402201200	Anionic washing prep & cleaning prep, incl bleach cleans,liquid form, retail	898 255	24 729 032	637 308	16 446 437
3402201300	Oth surface active preparations- in liquid form, for retail sale	1 545 081	10 891 180	1 702 933	12 740 854
3402201900	Oth wash prep & clean prep,incl bleach cleans & degreas prep,liquid, retail	8 066 515	72 856 485	7 313 725	68 225 755
3402209100	Anionic surface active prep. oth than in liquid form-for retail sale	-	19 506	-	109 615
3402209200	Anionic washing prep & clean prep, incl bleach, cleans-oth than liquid, retail	30 496	367 863	30 151	315 805
3402209300	Oth surface active preparations	-	20 840	-	25 760
3402209900	Oth wash prep & clean prep /cleaning prep incl bleaching, cleansing, degr pre	2 567 719	8 365 282	1 755 671	6 479 737
3402901100	Wetting agents of anionic surface active preparations	7 000	60 225	19 642	145 971
3402901200	Oth anionic wash prep not wetting agents	48 384	585 538	93 493	873 339
3402901300	Anionic washing prep.or cleaning incl bleaching, cleansing or degreasing	2 772	92 773	2 280	703 185
3402901500	Oth organic surface active in liquid form, not wetting agents	78 536	2 325 034	110 334	3 473 298

Tabel 3 : Ekspor Indonesia menurut Komoditi (Kode HS 10 digit)
Export of Indonesia by Commodity (10 digit of HS Code)

September 2016
September

Kode H S HS Code	Uraian golongan barang Group description	Berat bersih / Net weight (Kg)		Nilai / Value F.O.B. (U S \$)	
		Bulan ini Current month	Kumulatif Cum. Jan. to date	Bulan ini Current month	Kumulatif Cum. Jan. to date
(1)	(2)	(3)	(4)	(5)	(6)
3402901900	<i>Oth wash prep or clean prep, incl bleach cleans or degreasing prep</i>	34 810	246 358	69 010	358 467
3402909100	<i>Wetting agents of anionic surface active preparations</i>	26 540	355 716	56 409	704 241
3402909200	<i>Anionic wash prep & clean prep, incl bleach, cleans-not liquid-not retail</i>	65 053	105 605	32 673	124 065
3402909300	<i>Anionic surface-active prep, not liquid form not for retail sale</i>	-	2 500	-	2 506
3402909500	<i>Anionic surface-active prep, not liquid form, not wett agent not for retail sale</i>	665 704	4 802 181	966 273	6 839 660
3402909900	<i>Oth wash/lean prep, incl bleach cleans oth than liquid-not for retail sale</i>	5 084 249	26 653 610	3 768 139	18 724 744
3403111100	<i>Liquid lubricating oil prep, for treatm of textile, or oth material, cont petrol</i>	11	575	53	3 880
3403111900	<i>Oth liquid preprtion for the treatment textile or oth materials, cont petroleum</i>	3	5 512	48	15 272
3403119000	<i>Oth prep for the treatment of textile ma terials, oth than liquid, cont petroleum</i>	7 070	59 765	21 267	213 069
3403191200	<i>Oth liquid prep content silicone oil, cont petrole oils, or bituminous mineral</i>	-	2 700	-	9 045
3403191900	<i>Oth liquid for other purposes cont petrol oil or bituminous mineral oils</i>	1 327	83 504	17 656	301 812
3403199000	<i>Oth lubricating prep cont petroleum oil</i>	90 594	353 635	220 741	755 349
3403911100	<i>Liquid prep cont silicone oil-for treat of textile, or oth matt, not cont petrol</i>	600	783	1 773	2 043
3403911900	<i>Liquid prep for treatment of textile mater, not cont petroleum oil & silicone</i>	-	6 316	-	11 389
3403919000	<i>Liquid preparat for treatment of textil or the material, not cont petroleum oil</i>	81 454	375 464	125 102	648 735
3403991100	<i>Liquid oil for aircraft engine not cont petroleum oils or oils obtain bitumin</i>	-	2 925	-	28 175
3403991200	<i>Oth liquid prep content silicone oil cont petrol oil, or bituminous mineral</i>	-	96 825	-	152 780
3403991900	<i>Oth liquid for other purpose not cont petroleum oil or bituminous mineral oil</i>	-	1 994	-	11 994
3403999000	<i>Preparat for treat of textile, leather oth mater, not cont petrol oil, not liquid</i>	196 538	1 629 982	304 723	2 831 327
3404200000	<i>Artificial waxes & prepared waxes, of poly(oxyethylene) (polyethylene glycol)</i>	-	8 355	-	32 155
3404901000	<i>Oth artificial waxes & prepared waxes.</i>	9	86	41	415
3404909000	<i>Oth artificial waxes & prepared waxes.</i>	5 396 970	53 123 329	5 440 975	53 249 441
3405100000	<i>Polishes, creams & similar preparat for wear or leather</i>	186 003	1 046 425	872 500	4 598 524
3405200000	<i>Polishes, creams & similar prep for the maintenance of wooden furniture</i>	2 641	28 248	8 978	137 328
3405300000	<i>Polishes & similar prep for coachwork, oth than metal polishes</i>	450	3 220	44	10 000
3405401000	<i>Abrasive lapping & honing, in the form of flour, scouring pastes & powder</i>	5 668	204 373	5 506	99 028
3405409000	<i>Oth scouring pastes & powders & oth scouring preparations</i>	1 868	43 827	4 996	85 117
3405901000	<i>Metal polishers</i>	2 540	88 524	10 058	267 274
3405909000	<i>Oth polishes & cream, for footwear, furniture, floors</i>	22 965	314 958	75 986	809 617
3406000000	<i>Candles, tapers & the like</i>	140 731	1 935 048	265 550	3 554 501
3407001000	<i>Modelling pastes, incl those put up for childrens amusement</i>	-	5 653	-	14 219
3407002000	<i>Prep known as ""dental wax"", in sets, packings, retail sale or in plates</i>	22	22	29	29
3407003000	<i>Other preparations for use in dentistry, with a basis of plaster of calcined</i>	558	727	11 141	13 557
3501100000	<i>Casein</i>	-	15 000	-	116 916
3501902000	<i>Casein glues</i>	-	1	-	4
3502200000	<i>Milk albumin, incl concentrates of >= 2 whey proteins</i>	-	1 763	-	17 677
3503001100	<i>Glues of fish glues</i>	-	2 200	-	37 400

Tabel 3 : Ekspor Indonesia menurut Komoditi (Kode HS 10 digit)
Export of Indonesia by Commodity (10 digit of HS Code)

September 2016
September

Kode H S HS Code	Uraian golongan barang Group description	Berat bersih / Net weight (Kg)		Nilai / Value F.O.B. (U S \$)	
		Bulan ini Current month	Kumulatif Cum. Jan. to date	Bulan ini Current month	Kumulatif Cum. Jan. to date
(1)	(2)	(3)	(4)	(5)	(6)
3503001900	Glues of oth than fish glues	4 063	80 372	1 489	68 008
3503004900	Oth gelatin derivatives,isinglass,oth glue of animal origin,excl casein glues	-	3 649	-	776
3504000000	Peptones and their derivatives, oth protein substances and their	-	12 100	-	37 558
3505101000	Dextrins, soluble or roasted starches	3 300	95 450	3 029	90 392
3505109000	Oth dextrins & oth modified starches	571 484	4 197 606	697 955	5 088 130
3505200000	Glues based on starches/dextrins	13 495	42 373	17 616	113 954
3506100000	Prods suitable for use as glues/adhesive for ret sale as glues/adhesives < 1 kg	212 606	1 688 948	1 416 901	10 698 282
3506910000	Adhesives based on polymers of heading 39.01 to 39.13 or on rubber	838 943	8 065 772	1 867 388	16 934 678
3506990000	Oth adhesives based on polymers of headings 39.01 to 39.13 or on rubber	267 698	1 038 755	269 702	1 918 453
3507100000	Rennet & concentrates thereof	2 040	4 560	5 466	9 657
3507900000	Oth enzymes; prepared enzymes nes or include	21 730	626 941	166 239	4 205 603
3603009000	Oth safety fuses, detonat fuses, percussion detonat caps,igniters,electri	-	525	-	1 234
3604909000	Oth miniatur pyrotechnic munitions & percussions cap for toy, signalling flar	5 721	48 487	19 051	143 349
3605000000	Matches ,oth than pyrotechnic article of 36.04	936 323	5 499 102	1 262 054	7 371 823
3606100000	Liquid/liquified-gas fuel in containers used for filling or refilling <= 300 cm	-	3 422	-	26 432
3606904000	Resin torches, firelighters & the like	-	1 344	-	862
3606909000	Oth solid or semi-solid fuels, solidified alc & oth similiar prep fuels	-	870	-	3 420
3701200000	Photographic plates & film in the flat sensitised for instants print film	-	800	-	756
3701300000	Oth plates & film, with any side>255 mm	420	420	2 011	2 011
3701911000	Photo plates & film in the flat sensitised suitable for use in the print	-	4 568	-	8 407
3701919000	Oth photo plates & film in the flat sensitised suitable for use in the print	18	18	19	19
3701999000	Oth polychrome suitable for use in the printing industry	6	6	228	228
3702310000	Photographic film in rolls, sensitised for colour photography	201	266	661	1 126
3702320090	Oth photo film in roll, sensitised suitable for use in medical,surgical,den	-	5	-	1
3702390090	Oth film, without perforat, of a width < 105 mm	-	78	-	5 000
3703109000	Photographic paper, paperboard&textil, unexposed, rolls,width of 610-1000mm	8 262	212 897	88 685	1 973 601
3703200000	Oth photograph paper, sensitis, unex- posed for color photography	301	1 186	7 001	78 631
3703900000	Oth photograph paper, paperboard & text sensitised, unexposed.	33 029	100 474	229 109	669 130
3704001000	Plate & film for x-ray,unexposed but not developed	-	1	-	8
3704009000	Oth photograph plates,film,paper,paper- board & textiles,expos but not developed	-	1 458	-	9 095
3705909000	Oth photograph plates & film,expos & developed,oth than cinematographic film	-	225	-	708
3706101000	Newsreels,travelogues,technical & scientic film exposed&developed,width>=3	3	16	102	753
3706909000	Oth cinematgrphic film,expos & develop with or not incorporating soundtrack	1	55	49	1 316
3707100000	Sensitising emulsion,for photo use (oth than varnishes, glue, adhesive),ret	-	262	-	1 338
3707909000	Oth chemical prep for photographic uses, put in measur portions, ready for use	-	1 954	-	48 147
3801100000	Artificial graphit,in the form of paste blocks,plates or oth semimanufacts	4 000	4 025	3 974	4 025
3801900000	Oth artificial graphit;colloidal or semi graphite,pastes, blocks or plates	13	8 177	46 389	399 053
3802100000	Activated carbon, including spent animal black	1 970 217	17 309 562	2 815 538	23 724 983

Tabel 3 : Ekspor Indonesia menurut Komoditi (Kode HS 10 digit)
Export of Indonesia by Commodity (10 digit of HS Code)

September 2016
September

Kode H S HS Code	Uraian golongan barang Group description	Berat bersih / Net weight (Kg)		Nilai / Value F.O.B. (U S \$)	
		Bulan ini Current month	Kumulatif Cum. Jan. to date	Bulan ini Current month	Kumulatif Cum. Jan. to date
(1)	(2)	(3)	(4)	(5)	(6)
3802901000	Activated bauxite, including spent animal black	-	2 820	-	7 096
3802902000	Activated clays & activated earth, incl spent animal black	6 740 750	62 551 720	1 772 820	15 291 739
3802909000	Oth activat natural mineral prod, animal black include spent animal black	2 216 150	12 375 895	258 223	1 880 721
3803000000	Tall oil, whether or not refined	373	5 380	3 477	12 920
3804009000	Oth residual lyes from woodpulp with or not concentrat, desugar / chemical treat	-	20 003	-	5 004
3805100000	Gum, wood or sulphate turpentine oils	952 000	10 354 970	1 840 492	15 649 731
3805900000	Oth terpenic oil produc by the distillat of coniferous wood & oth crude paracy	127 458	872 586	199 418	1 296 412
3806100000	Rosin & resin acids	6 901 236	57 310 578	8 861 943	76 610 678
3806309000	Ester gums - in oth forms	-	148 904	-	282 862
3806909000	Oth derivates rosin & resin acids thereo	16 500	589 060	31 950	913 174
3807000000	Wood tar, wood tar oils, wood creosote, wood naphtha, vegetable pitch	-	273	-	466
3808501000	Insecticides, in subhd note 1	8 372	562 534	14 604	6 058 163
3808502100	Fungicides in aerosol containers	-	92 466	-	352 878
3808502900	Oth fungicides in aerosol containers	47 881	344 154	33 701	610 980
3808503100	Herbicides in aerosol containers	4	7 110	1	12 085
3808503900	Oth herbicides in aerosol containers	-	51	-	30
3808504000	Herbicides, anti-sprouting products subh note 1	-	6 316	-	13 424
3808505000	Herbicides plant-growth reg subhd note 1	-	69 568	-	1 111 055
3808506000	Disinfectants, subhd note 1	102 735	1 098 824	173 474	1 952 432
3808509100	Wood preserv, being prep oth surface coat cont insect/fungi subhd note1/no note1	-	301 541	-	192 026
3808509900	Oth disinfec, smlar prod, put up in form/ pack for ret sale, subhd1, not subhd note1	-	9 635	-	56 597
3808911900	Oth intermediate preparat for the mnfact of insecticides cont 2-(1-Methylpropil)	112 869	631 256	1 205 632	5 623 288
3808912000	Intermediate preparation for the mnfact of insecticides of mosquito coils	3 795 415	28 339 390	4 346 901	33 092 725
3808913000	Intermediate preparation for the mnfact of insecticides of mosquito mats	54 431	384 228	35 067	317 714
3808919100	Insecticides in aerosol containers havin a deodorosing function	-	45 499	-	440 962
3808919200	Oth insecticides in aerosol containers having a deodorosing function	265 430	1 370 930	796 905	4 296 949
3808919300	Oth insecticides in oth aerosol containe having a deodorosing function	9 662	36 742	67 646	256 546
3808919900	Oth insecticides in oth aerosol containe having oth function	1 221 308	15 692 399	7 820 808	69 368 352
3808921100	Fungicides, in aerosol container w/a validamycin cont<3% nettto	-	22	-	10
3808921900	Oth fungicides, in aerosol container w/a validamycin cont<3% nettto	59 400	266 466	310 561	1 591 298
3808929000	Oth fungicides, in aerosol container	269 304	1 383 981	2 764 123	18 209 930
3808931900	Oth herbicides, anti-sprouting product & plant-growth regulator in aerosol cont	231 168	11 467 689	2 634 041	66 729 290
3808932000	Herbicides, anti-sprouting products not subhd note 1	-	43 400	-	62 181
3808933000	Herbicides, plant-growth regulator, not subhd note 1	8 954	53 782	185 769	1 123 632
3808942000	Oth disinfectants containing mixtures of coal tar acid and alkalis in aerosol	-	20	-	146
3808949000	Oth disinfectants containing mixtures of coal tar acid and alkalis	-	11 000	-	90 420
3808999000	Oth wood preserv containing insecticides or fungicides	326 802	3 328 760	625 269	8 109 384
3809100000	Finish agent, dye carriers to accele with a basis of amylaceous substances	-	76	-	246
3809911000	Finish agent, dye carriers to accele kind used in the textile or like indust	211 850	2 160 355	298 026	2 910 790

Tabel 3 : Ekspor Indonesia menurut Komoditi (Kode HS 10 digit)
Export of Indonesia by Commodity (10 digit of HS Code)

September 2016
September

Kode H S HS Code	Uraian golongan barang Group description	Berat bersih / Net weight (Kg)		Nilai / Value F.O.B. (U S \$)	
		Bulan ini Current month	Kumulatif Cum. Jan. to date	Bulan ini Current month	Kumulatif Cum. Jan. to date
(1)	(2)	(3)	(4)	(5)	(6)
3809919000	Softening of finish agent,dye carrier to accele kind used in the tex/ like ind	1 018 278	9 066 200	1 597 062	13 754 381
3809920000	Oth finish agent,dye carriers to accele kind used in the paper or like indust	787 590	9 067 886	677 163	8 073 841
3809930000	Oth finish agent,dye carriers to accele kind used in the leather or like indust	72 785	742 594	116 562	1 030 278
3810100000	Pickling prep for metal surfac, soldering, brazing, welding powders	-	842	-	2 300
3810900000	Other prep of a kind used as cores or coating for weld electrodes or rods	134 351	990 714	225 422	1 706 431
3811190000	Oth anti-knock preparations	83 458	1 008 079	179 468	2 021 821
3811219000	Additive for lubricat oils,cont petrol oil & oil obtain from bitumin,not retail	34 864	197 226	46 886	312 424
3811290000	Oth additive for lubricat oils,cont petrol oil & oil obtain from otmn minera	150	29 834	91	32 964
3811901000	Anti knock prep, rust preventativ & corrosion inhibitors	30 507	338 938	39 854	370 882
3811909000	Oth anti-knock prep.,for mineral oil liquid used as mineral oils	5 712	48 705	19 387	227 635
3812100000	Prepared rubber accelerators	6	11 755	202	32 379
3812200000	Compound plasticisers for rubber or plastics	5 403	610 521	31 828	550 577
3812300000	Anti oxidising prep & oth compound stabilisers for rubber or plastics	1 395 850	10 486 893	1 996 970	12 082 815
3813000000	Prep. & charge for fire-extinguisher charged fire-extinguishing grenades	238	1 447	7 442	9 118
3814000000	Organic composite solvents & thinners, prepared paint or varnish removers	75 979	1 044 147	190 229	2 157 288
3815110000	Supported catalyst,with nickel/nickel compounds as the active substance	134 170	446 720	137 126	429 991
3815120000	Supported catalyst, with precious metal compounds as the active substance	178	40 845	12 595	1 942 671
3815190000	Oth supported catalysts	94 366	603 493	51 649	3 154 193
3815900000	Oth reaction initiators,reaction accelerators catalytic prep, nes or incl	230 153	2 279 419	640 434	8 255 228
3816001000	Refractory cements	-	3 014	-	3 500
3816009000	Oth refractory cements	92 400	528 687	47 212	184 759
3817000000	Mixed alkylbenzenes & mixed alkyl naphthalanes oth than head 2707 or 2902	1 322 700	13 396 478	1 429 965	14 207 598
3818000000	Wafers/discs with silicon content	9 504	90 906	1 866 254	16 318 356
3819000000	Hyd brake fluid&oth for hyd trnsmssion whether or not cont<70% weight of petrolm	17 203	232 240	23 554	381 367
3820000000	Anti-freezing preparations & prepared and prepared de-icing fluids	98 898	993 547	150 260	1 166 738
3822001000	Plate,sheet,film, foil&strip of plastic impreghtd/coated with diag reagents	-	15 087	-	87 304
3822002000	Paperboard,cellulose wadding & web fibre impreghtd/coated with diag reagents	22	827	37	1 804
3822009000	Oth diagnostic/lab reagents & prepared whether or not head 30.02 or 30.06	21 999	124 644	31 056	292 949
3823110000	Stearic acids	36 326 281	336 527 664	30 884 365	251 023 948
3823120000	Oleic acids	1 471 710	32 342 707	1 530 711	27 497 116
3823130000	Tall oils fatty acids	617 500	696 713	477 328	740 111
3823191000	Acids oil from refining	41 075 082	398 964 729	37 827 891	298 508 831
3823199000	Oth industrial monocarboxylic fatty acid	115 847 316	1 015 445 688	88 290 489	682 453 631
3823701000	Industry fatty alcohols in the form of wax	175 761	1 858 652	226 336	2 409 247
3823709000	Oth industry fatty alcohols in the form of wax	18 415 286	226 704 299	32 762 782	311 680 731
3824100000	Prepared binders for foundry moulds or core	141 503	1 192 463	134 595	1 197 503
3824300000	Non-agglomerated metal carbides mixed together with metallic binders	-	561	-	3 898
3824400000	Prepared additives for cements, mortars or concretes	799 931	5 511 320	521 221	4 367 726
3824500000	Non-refractory mortars & concretes	215 931	3 794 429	84 815	1 880 194
3824600000	Sorbitol oth than that of subheading 2905.44	2 353 884	19 782 892	1 283 324	10 505 326

Tabel 3 : Ekspor Indonesia menurut Komoditi (Kode HS 10 digit)
Export of Indonesia by Commodity (10 digit of HS Code)

September 2016
September

Kode H S H S Code	Uraian golongan barang Group description	Berat bersih / Net weight (Kg)		Nilai / Value F.O.B. (U S \$)	
		Bulan ini Current month	Kumulatif Cum. Jan. to date	Bulan ini Current month	Kumulatif Cum. Jan. to date
(1)	(2)	(3)	(4)	(5)	(6)
3824719000	<i>Oth mix cont halogenated, drv methane, ethane cont cfcs, pfcs, hfcs</i>	206	2 204	1 460	2 359
3824720000	<i>Mix cont halogenated, drv methane,ethane cont bromochlorodi(tri)fluoromethane</i>	-	73	-	1 080
3824820000	<i>Mix & preparation containing pbbs, PCBs, PCTs</i>	-	0	-	79
3824901000	<i>Ink removers, stencil correctors & oth, corrector fluids in package</i>	3 633	39 411	82 394	855 523
3824903000	<i>Copying pastes with a basis of gelatin presented in bulk/ready to use</i>	1 707	115 443	3 270	55 645
3824904000	<i>Composite inorganic solvents</i>	98 106	734 807	270 885	1 973 141
3824905000	<i>Acetone oil</i>	200	43 030	442	48 164
3824906000	<i>Preparations/mixtures cont monosodium glutamate</i>	110 000	3 234 356	229 418	7 049 871
3824907000	<i>Mixtures of chemical, of a kind used in manufactured of foodstuff</i>	328 838	3 750 559	669 233	8 947 418
3824909100	<i>Naphthenic acids, their water insoluble salts and their esters</i>	25 500	2 154 215	128 034	4 090 777
3824909900	<i>Oth prods & preparations cont cfc-11,12, 115, and halon</i>	2 672 220	19 001 799	1 699 119	7 752 089
3825100000	<i>Municipal waste</i>	-	17 820	-	3 901
3825301000	<i>Clinical waste</i>	-	548	-	34
3825309000	<i>Clinical waste</i>	-	6	-	175
3825610000	<i>Oth waste from chemical/allied industry mainly cont.organic constituents</i>	-	3	-	10
3825900000	<i>Oth residual prods of the chemical/ allied industry</i>	643 000	2 008 050	1 286	3 177
3826009010	<i>Fatty acid methyl ester (FAME)</i>	30 295 920	352 139 376	22 131 414	239 884 486
3826009090	<i>Oth coconut methyl ester and fatty acid methyl ester</i>	500 002	999 992	382 537	717 811
3901101900	<i>Oth linier Low Density Polyethylene in the form of liquids or pastes</i>	177 916	1 398 900	490 095	3 571 958
3901109200	<i>Polyethylene having a specific gravity < 0.94 in oth form</i>	5 401 500	33 000 209	6 429 623	38 902 894
3901109910	<i>Low Density Polyethylene</i>	112 000	687 760	90 928	800 653
3901109990	<i>Oth low Density Polyethylene</i>	-	171 847	-	263 661
3901200000	<i>Polyethylene having a specific gravity 0.94 or more</i>	1 684 700	17 928 047	2 013 210	21 240 063
3901300000	<i>Ethylene-vinyl acetate copolymers</i>	62 744	1 164 542	105 229	2 113 670
3901909000	<i>Oth polymers of ethylene in oth form</i>	271 385	2 200 444	242 214	1 719 479
3902103000	<i>Polypropylene in oth form</i>	-	675	-	2 225
3902109010	<i>Polypropylene in dispersion</i>	72 100	584 401	151 793	1 310 450
3902109020	<i>Polypropylene in granule form</i>	324 399	3 636 483	539 906	5 575 549
3902109090	<i>Polypropylene in oth form</i>	270 086	3 058 377	202 661	4 149 830
3902200010	<i>Polysobutylene liquids/pastes</i>	-	360	-	6 228
3902200090	<i>Polysobutylene in oth forms</i>	37	2 532	2 461	23 770
3902309010	<i>Propylene copolymers in granule</i>	66 969	1 226 672	218 416	3 343 308
3902309090	<i>Propylene copolymers in other forms</i>	17 675	164 965	29 556	176 051
3902901000	<i>Oth polymers of propylene in oth form</i>	6	1 590	22	6 268
3902909010	<i>Oth polymers of propylene in liquid or pastes</i>	525	525	2 420	2 420
3902909090	<i>Oth polymers of propylene in oth form</i>	86 240	908 639	41 490	470 607
3903111000	<i>Expansible polymers of styrene in granule</i>	20 850	197 910	37 296	350 791
3903119000	<i>Oth expansible polymers of styrene in granule</i>	839	14 216	2 015	21 607
3903191000	<i>Unexpansible polymers of styrene indispersions</i>	3 000	31 173	4 960	49 621
3903192100	<i>High impact polystyrene in granules</i>	14 318	69 273	23 692	95 328
3903192900	<i>Oth high impact polystyrene in granule</i>	110	57 417	1 003	62 845
3903199100	<i>Oth high impact polystyrene in oth form</i>	300	2 675	969	6 966
3903199900	<i>Oth polymers of styrene in primary form</i>	19 000	153 500	15 200	131 039
3903209000	<i>Oth styrene-acrylonitrile (SAN) copolymers</i>	-	11 757	-	20 189
3903304000	<i>Acrylonitrile-butadiene-styrene (ABS) copolymers in aquaeons dispersion</i>	-	275	-	194
3903306000	<i>Acrylonitrile-butadiene-styrene copolymers in granules</i>	18 465	62 312	57 309	153 899
3903309000	<i>Acrylonitrile-butadiene-styrene copolymers in other form</i>	253 583	1 465 608	214 146	1 542 102
3903903000	<i>Oth polymers of styrene in aquaeons dispersion</i>	165 980	1 568 460	215 347	1 970 531
3903909100	<i>High impact polystyrene of acrylonitrile-butadiene-styrene</i>	-	22 581	-	88 418

Tabel 3 : Ekspor Indonesia menurut Komoditi (Kode HS 10 digit)
Export of Indonesia by Commodity (10 digit of HS Code)

September 2016
September

Kode H S HS Code	Uraian golongan barang Group description	Berat bersih / Net weight (Kg)		Nilai / Value F.O.B. (U S \$)	
		Bulan ini Current month	Kumulatif Cum. Jan. to date	Bulan ini Current month	Kumulatif Cum. Jan. to date
(1)	(2)	(3)	(4)	(5)	(6)
3903909900	<i>Oth high impact polystyrene of acrylonitrile-butadiene-styrene</i>	1 982 975	9 768 174	1 947 349	11 146 081
3904101000	<i>PVC homopolymers, suspension type not mixed with oth substances</i>	16 166 520	127 803 640	12 822 798	95 226 803
3904109200	<i>PVC in powder</i>	-	685 000	-	544 269
3904109900	<i>PVC in other form</i>	3 885 801	28 981 002	3 014 961	20 723 204
3904211000	<i>Oth poly(vinyl chloride) non plasticised in granule</i>	612 000	2 497 003	485 486	1 937 810
3904219000	<i>Oth poly(vinyl chloride) non plasticised in oth form</i>	-	16 540	-	26 444
3904222000	<i>Oth poly(vinyl chloride) plasticised in granule</i>	813 000	6 536 493	1 504 747	12 454 223
3904229000	<i>Oth poly(vinyl chloride) plasticised</i>	54 500	448 561	96 517	696 709
3904302000	<i>Vinyl chloride-vinyl acetate copolymers in powder</i>	1 250	2 375	5 780	11 406
3904309000	<i>Vinyl chloride-vinyl acetate copolymers in oth form</i>	80 050	458 984	113 707	675 763
3904409000	<i>Oth vinyl chloride copolymers in oth form</i>	-	4 273	-	12 275
3904505000	<i>Vinylidene chloride polymers in granule</i>	20 000	60 000	6 000	17 793
3904509000	<i>Vinylidene chloride polymers in oth form</i>	-	69 978	-	7 223
3904619000	<i>Fluoro-polymers polytetrafluoroethylene in oth form</i>	-	94	-	5 821
3904699000	<i>Oth fluoro-polymers in oth form</i>	-	8 080	-	201 608
3904909000	<i>Oth polymers vinyl chloride in oth forms</i>	-	40 791	-	78 527
3905120000	<i>Poly(vinyl acetate) in aqueous dispersions</i>	284 140	2 863 455	299 720	3 473 446
3905191000	<i>Oth poly(vinyl acetate) in liquids or pastes</i>	-	6 400	-	6 510
3905199000	<i>Oth poly(vinyl acetate) in oth form</i>	16 000	197 114	24 759	308 268
3905210000	<i>Vinyl acetate copolymers in aqueous dispersions</i>	49 600	477 236	45 545	451 070
3905290000	<i>Oth vinyl acetate copolymers</i>	96 000	152 900	154 654	277 418
3905301000	<i>Poly (vinyl alcohol) in aqueous dispersions</i>	9 568	25 764	6 062	18 300
3905309000	<i>Poly (vinyl alcohol) in other form</i>	25 600	93 024	22 261	93 985
3905919000	<i>Copolymers of vinyl acetate or of oth vinylester oth form</i>	-	408	-	11 355
3905999000	<i>Oth polymer of vinyl acetate/oth vinyl esters;oth vinyl polymers; primary</i>	-	26 791	-	112 910
3906101000	<i>Poly(methyl methacrylate) in dispersions</i>	453 800	3 084 450	450 972	3 069 386
3906109000	<i>Oth poly(methyl methacrylate) in oth form</i>	24 528	355 157	28 718	359 101
3906902000	<i>Oth acrylic copolymers in dispersions</i>	4 443 410	37 228 881	4 360 641	39 090 743
3906909200	<i>Sodium polyacrylate</i>	3 923 644	26 794 926	5 887 686	38 342 014
3906909900	<i>Oth sodium polyacrylate</i>	896 087	8 643 387	1 430 893	13 306 184
3907100000	<i>Polyacetals</i>	1 719	22 532	5 741	82 816
3907201000	<i>Polytetramethylene ether glycol</i>	43 100	880 491	53 175	977 060
3907209000	<i>Oth polytetramethylene ether glycol</i>	51 292	559 806	120 619	1 292 978
3907302000	<i>Epoxide resins of kind used for coating, in powder</i>	650	8 591	4 810	31 369
3907303000	<i>Epoxide resins in liquids/pastes</i>	44 092	518 004	25 494	392 687
3907309000	<i>Epoxide resins in oth form</i>	113 956	1 183 009	183 638	2 640 788
3907400010	<i>Optic grade w/ mell flow rate index>25 gr/ 10 min in pack of nat weight=500 kg</i>	-	125	-	50
3907400090	<i>Other polycarbonates</i>	353 426	1 123 165	550 894	1 758 468
3907501000	<i>Alkyd resins in the form of liquids or pastes</i>	950 822	8 099 113	1 220 739	10 241 393
3907509000	<i>Alkyd resins in oth form, except liquids or pastes</i>	98 673	1 456 788	146 361	2 256 926
3907602000	<i>Poly(ethylene terephthalate) in granules</i>	-	8 000	-	18 536
3907609000	<i>Poly(ethylene terephthalate) in oth form</i>	28 368 691	237 931 747	23 254 942	199 017 753
3907700000	<i>Poly(lactic acid)</i>	-	200	-	976
3907912000	<i>Oth polyesters unsaturated in chip form</i>	-	1 469	-	1 005
3907913000	<i>Oth polyesters unsaturated in the form of liquids or pastes</i>	-	5 515	-	11 017
3907919000	<i>Oth polyesters unsaturated in oth form</i>	865 752	9 217 043	1 124 828	11 337 275
3907994000	<i>Oth polyesters saturated of a kind used for coating, in powder form</i>	8 864	74 007	44 016	361 922
3907999000	<i>Oth polyesters saturated in oth form</i>	1 523 430	23 827 508	1 480 979	21 459 030
3908101000	<i>Polyamides in primary forms, polyamide-6</i>	460 052	4 770 590	656 639	6 408 794
3908109000	<i>Polyamides in primary forms, polyamide -11,-12,-6,6,-6,9,-6,10 or -6,12</i>	68 275	440 302	61 136	376 263
3908900000	<i>Oth polyamides, oth than polyamide -6, -11,-12,-6,6,-6,9,-6,10 or -6,12</i>	21 379	37 007	34 477	92 396
3909101000	<i>Urea resins, thiourea resins in moulding compounds</i>	0	0	138	138
3909109000	<i>Other urea resins; thiourea resins</i>	701 025	8 015 843	462 533	5 123 817
3909201000	<i>Melamine resins in moulding compounds</i>	297 276	2 361 491	562 967	4 135 308

Tabel 3 : Ekspor Indonesia menurut Komoditi (Kode HS 10 digit)
Export of Indonesia by Commodity (10 digit of HS Code)

September 2016
September

Kode H S HS Code	Uraian golongan barang Group description	Berat bersih / Net weight (Kg)		Nilai / Value F.O.B. (U S \$)	
		Bulan ini Current month	Kumulatif Cum. Jan. to date	Bulan ini Current month	Kumulatif Cum. Jan. to date
(1)	(2)	(3)	(4)	(5)	(6)
3909209000	Other melamine resins, except in moulding compounds	142 153	983 284	218 192	1 589 201
3909301000	Oth amino-resins in moulding compound	14 454	108 159	26 687	139 868
3909309100	Glyoxal monourein resin, except in moulding compounds	-	10	-	163
3909309900	Oth amino-resins, not glyoxal monourein resin, not in moulding compounds	99 938	926 295	166 122	5 157 685
3909401000	Phenolic resins in moulding compound oth than phenol formaldehyde	-	18 844	-	78 838
3909409000	Other phenolic resins, not in moulding compounds	456 775	3 700 698	806 007	6 486 287
3909500000	Polyurethanes	167 494	1 094 977	664 358	3 099 169
3910002000	Silicones in dispersions or in solutions	21 392	607 264	37 759	1 067 564
3910009000	Silicones not in dispersions or in solutions	130 720	243 233	199 094	455 415
3911100010	Petroleum, coumarone, indene/ coumarone-indene & polyterpanes in liquid/ pastes	6 000	11 632	12 056	32 329
3911100090	Petroleum, coumarone, indene/ coumarone-indene & polyterpanes not in liquid/ paste	500	53 939	3 510	129 683
3911900000	Polysulphides, polysulphones and oth product specified in Note 3 to this Cha	83 642	899 389	114 714	1 238 911
3912201100	Water-based semi-finished nitrocellulose ; including collodions; non plasticised	10	20	28	53
3912201900	Oth cellulose nitrates; including collodions; non plasticised	72 448	379 168	163 934	871 343
3912310000	Carboxymethylcellulose & its salts	11 000	160 650	46 495	481 382
3912390000	Oth cellulose ethers, not carboxymethyl cellulose & its salts	1 000	27 851	7 000	97 704
3912902000	Other cellulose and its chemical derivatives, in the form of granules	-	20	-	396
3912909000	Other cellulose and its chemical derivatives in other form	-	13 166	-	66 095
3913100000	Alginic acid, its salts & esters	-	59	-	15 239
3913902000	Oth natural polymers & its modified; chemical derivatives of natural rubber	-	1 000	-	1 974
3913903000	Oth natural polymers & its modified; starch-based polymers	-	13 978	-	61 308
3913909000	Oth natural polymers & its modified; in other form	37 088	493 423	184 764	3 350 180
3914000000	Ion-exchanger base on polymer of heading 39.01 to 39.13, in primary forms	19 805	102 859	222 601	446 423
3915101000	Waste, parings & scrap, of polymers of ethylene; of non-rigid cellular product	-	54 670	-	23 675
3915109000	Waste, parings & scrap, of polymers of ethylene; of rigid cellular products	1 858 607	14 522 186	1 038 361	8 022 186
3915309000	Waste, parings & scrap, polymers of vinyl chloride; rigid cellular products	24 800	469 454	7 440	145 855
3915900000	Waste, parings & scrap, of other plastic	16 227 107	123 466 522	6 373 006	56 116 295
3916101000	Monofilament of polymers of ethylene	-	55 051	-	249 494
3916102000	Rods, sticks & profile shape of polymer of ethylene	22 205	209 084	76 400	653 905
3916201000	Monofilament polymers of vinyl chloride	73 601	648 755	276 345	2 624 361
3916202000	Rods, sticks & profile shapes of polymer of vinyl chloride	11 173	95 939	59 354	422 744
3916904100	Monofilament other plastic of hardened proteins	34	172	296	2 599
3916904900	Other plastics of hardened proteins	39 857	392 754	241 292	1 988 293
3916905000	Other plastics of vulcanised fibre	26 972	368 300	118 265	1 715 470
3916909100	Other monofilament of other plastics	255 410	1 838 958	549 902	3 770 622
3916909900	Oth plastic, except monofilament, hardened proteins, vulcanised fibre	1 727	63 786	11 001	412 965
3917101000	Artificial guts (sausage casings) of hardened proteins	-	104	-	4 522
3917109000	Artificial guts (sausage casings) of cellulosic materials	10 176	179 719	13 108	273 930
3917210000	Tubes, pipes & hoses, rigid, of polymers of ethylene	4 676	40 135	12 910	131 104
3917220000	Tubes, pipes & hoses, rigid, of polymers of propylene	685 466	6 200 514	2 512 091	23 143 863
3917230000	Tubes, pipes & hoses, rigid, of polymers of vinyl chloride	27 469	135 556	100 461	457 642

Tabel 3 : Ekspor Indonesia menurut Komoditi (Kode HS 10 digit)
Export of Indonesia by Commodity (10 digit of HS Code)

September 2016
September

Kode H S HS Code	Uraian golongan barang Group description	Berat bersih / Net weight (Kg)		Nilai / Value F.O.B. (U S \$)	
		Bulan ini Current month	Kumulatif Cum. Jan. to date	Bulan ini Current month	Kumulatif Cum. Jan. to date
(1)	(2)	(3)	(4)	(5)	(6)
3917290000	Tubes, pipes & hoses, rigid, of polymers of other plastics	391 313	1 899 111	1 153 441	7 503 725
3917310000	Flexible tubes, pipes and hoses having a minimum burst pressure of 27.6 Mpa	11 070	112 362	15 622	539 596
3917321000	Sausage/ham casing, not reinforced or combined w/ oth material, w/o fittings	-	3	-	95
3917329000	Oth unflexible tube, pipe & hose, not reinforced or combined material, w/o fitting	22 226	211 310	156 947	1 371 240
3917330000	Oth tube, pipe, not reinforced/otherwise combined w/ oth material, w/ fitting	11 028	127 344	115 976	1 366 470
3917390000	Other tubes, pipes and hoses	28 173	175 432	68 960	871 907
3917400000	Fittings of plastics	118 484	915 651	976 436	5 182 992
3918101100	Tiles of polymers of vinyl chloride	-	12 798	-	28 306
3918101900	Oth floor covering of polymers of vinyl chloride	1	36 852	102	143 055
3918109000	Wall or ceiling coverings of polymers of vinyl chloride	565	13 060	2 558	33 033
3918901300	Oth floor coverings of polyethylene	-	6 750	-	71 742
3918901900	Other floor coverings of other plastics	9 993	116 666	57 282	607 017
3918909100	Wall or ceiling covering of polyethylene	-	965	-	3 118
3918909200	Wall or ceiling coverings of chemical derivatives of natural rubber	-	44	-	138
3918909900	Wall or ceiling coverings of other plastic	186 058	1 890 118	693 852	6 214 860
3919101000	Self-adhesive plate, sheet, film, foil, tape & strip, width < 20cm; polymer vinyl chlorid	262	19 613	1 838	109 296
3919102000	Self-adhesive plate, sheet, film, foil, tape & strip, width < 20cm; polyethylene	368	3 744	12 584	129 636
3919109000	Self-adhesive plate, sheet, film, foil, tape & strip, width < 20cm; oth plastics	1 681 800	14 608 102	4 859 548	41 039 916
3919901000	Self-adhesive plate, sheet, film, foil, tape & strip, width >= 20cm; polymer vinyl chlorid	16 708	91 357	102 184	583 525
3919902000	Self-adhesive plate, sheet, film, foil, tape & strip, width >= 20cm; of hardened proteins	285	2 182	13 339	34 220
3919909000	Self-adhesive plate, sheet, film, foil, tape & strip, width >= 20cm; oth plastics	108 100	887 358	914 215	6 910 922
3920100000	Oth plate, sheet, film, foil & strip, ethylene polymer, non-cellular & not reinforced	4 450 130	35 881 425	8 379 597	64 955 268
3920201000	Biaxially Oriented Polypropylene (BOPP) film, of polymers of propylene	5 415 527	43 232 781	12 407 728	97 700 166
3920209000	Oth plate, sheet, film, strip, propylene polymers, non-cellular & not reinforced	1 517 186	14 667 927	3 058 569	28 618 941
3920302000	Acrylonitrile butadiene styrene (ABS) sheet used in the refrigerator manuf.	8 848	18 416	3 301	43 767
3920309000	Polymer styrene not used as an adhesive by melting; not ABS sheet	67 012	310 191	250 336	1 526 782
3920430000	Polymers of vinyl chloride tape; weight >= 6% of plasticisers	55 102	451 733	93 684	918 829
3920490000	Polymers of vinyl chloride tape; weight < 6% of plasticisers	46 924	142 390	181 790	598 953
3920510000	Acrylic polymers of poly(methyl methacrylate)	2 734 290	22 829 433	6 782 300	54 805 676
3920590000	Other acrylic polymer except poly(methyl methacrylate)	56	25 964	845	88 281
3920611000	Plates & sheets of polycarbonates	230 201	2 384 641	941 095	9 656 069
3920619000	Polycarbonates except plates and sheets form	45	18 130	2 830	169 026
3920620000	Poly(ethylene terephthalate)	2 978 751	24 088 650	8 549 284	63 304 658
3920690000	Oth polyester, not polycarbonate, poly(ethylene terephthalate) & unsaturated polyester	1 114 688	9 132 411	2 496 794	20 187 822
3920711000	Cellophane film	-	448	-	991
3920719000	Other regenerated cellulose, except cellophane film	-	1 321	-	3 224
3920911000	Film of poly(vinyl butyral) in safety glass, thickness 0.38~0.76mm width <= 2m	9 168	15 698	9 069	66 064
3920919000	Other poly(vinyl butyral)	-	2 754	-	11 918
3920921000	Plate, sheet, foil & strip of polyamides-6	1 219 638	10 700 298	4 215 241	36 799 333
3920929000	Other plate, sheet, foil & strip of polyamides, except polyamides-6	-	178	-	15 654
3920930000	Plate, sheet, foil & strip of amino-resins	-	3 334	-	7 459

Tabel 3 : Ekspor Indonesia menurut Komoditi (Kode HS 10 digit)
Export of Indonesia by Commodity (10 digit of HS Code)

September 2016
September

Kode H S HS Code	Uraian golongan barang Group description	Berat bersih / Net weight (Kg)		Nilai / Value F.O.B. (U S \$)	
		Bulan ini Current month	Kumulatif Cum. Jan. to date	Bulan ini Current month	Kumulatif Cum. Jan. to date
(1)	(2)	(3)	(4)	(5)	(6)
3920949000	<i>Oth plate,sheet,foil & strip of phenolic resins,except phenol formaldehyde shee</i>	-	419	-	19 830
3920991000	<i>Oth plate,sheet,foil&strip;oth plastic; hardened proteine/chemical derivative</i>	-	332	-	669
3920999000	<i>Oth plate,sheet,foil&strip;oth plastic; not hardened proteine/chemical derivati</i>	2 689	8 859	13 552	89 798
3921112000	<i>Plates,sheets,film,foil&strip, cellular, of polymers of styrene; rigid</i>	1	56 404	3	115 453
3921119000	<i>Plates,sheets,film,foil&strip, cellular, of polymers of styrene; not rigid</i>	97 193	588 287	313 845	1 818 410
3921120000	<i>Plates,sheets,film,foil&strip, cellular, of polymers of vinyl chloride</i>	63 815	438 526	171 076	1 119 906
3921131000	<i>Plates,sheets,film,foil&strip, cellular, of polyurethanes; rigid</i>	71	24 333	31 642	505 411
3921139000	<i>Plates,sheets,film,foil&strip, cellular, of polyurethanes; not rigid</i>	27 407	254 644	235 162	2 677 276
3921149000	<i>Plates,sheets,film,foil&strip, cellular, of regenerated cellulose; not rigid</i>	-	186	-	6 128
3921192000	<i>Plates,sheets,film,foil&strip, cellular, of other plastics; rigid</i>	-	2 081	-	8 823
3921199000	<i>Plates,sheets,film,foil&strip, cellular, of other plastics; not rigid</i>	989 149	6 724 273	3 427 303	25 169 636
3921901000	<i>Plates,sheets,film,foil&strip, of vulcanised fibre</i>	34	3 707	202	21 108
3921902000	<i>Plates,sheets,film,foil&strip, of hardened proteins</i>	45 204	604 837	107 012	1 302 277
3921909000	<i>Other plates,sheets,film,foil&strip, of plastics</i>	1 822 764	14 984 963	5 703 678	47 182 427
3922101000	<i>Baths</i>	325	14 474	577	35 509
3922109000	<i>Shower-baths, sinks & washbasins</i>	10 009	110 474	55 644	625 099
3922200000	<i>Lavatory seats and covers</i>	8 361	98 311	78 983	1 220 523
3922901100	<i>Parts of flushing cisterns, of plastics</i>	-	346	-	349
3922901200	<i>Flushing cisterns equipped with their mechanisms</i>	280	1 267	116	1 296
3922901900	<i>Other lavatory pans, flushing cisterns & urinals</i>	-	17 149	-	37 183
3922909000	<i>Similar sanitary ware, of plastics</i>	9 498	58 200	19 441	122 729
3923101000	<i>Film, tape and optical disc cases</i>	248 940	1 814 779	1 042 163	8 717 821
3923109000	<i>Other boxes,cases, cratesand similar articles</i>	664 853	5 985 171	3 802 283	30 055 622
3923211100	<i>Aseptic bag reinforced w/ alum foil; width>=315mm;length>=410mm;ethylen plym</i>	186 863	2 653 966	293 797	3 660 557
3923211900	<i>Aseptic bag reinforced w/ alum foil; width<315mm;length<410mm;ethylene polym</i>	1 739 730	15 300 608	2 971 926	25 945 353
3923219100	<i>Aseptic bag not reinforced w/ alum foil; width>=315mm;length>=410mm;ethylen alum</i>	12 919	198 970	55 951	670 286
3923219900	<i>Aseptic bag not reinforced w/ alum foil; width<315mm;length<410mm;ethylene plymr</i>	6 249 749	50 840 837	8 764 210	73 951 143
3923291000	<i>Aseptic bag not reinforced w/ alum foil; width>=315mm;length>=410mm;oth plastic</i>	84 132	529 683	212 049	1 577 200
3923299000	<i>Aseptic bag not reinforced w/ alum foil; width<315mm;length<410mm;oth plastic</i>	1 427 829	10 297 401	3 700 746	26 024 610
3923302000	<i>Multilayer fibreglass reinforced fuel container</i>	-	75	-	770
3923309000	<i>Other carboys, bottles, flasks & similar article</i>	171 076	3 871 049	481 902	14 266 131
3923401000	<i>Spool,bobbin&similar support;suitable for machines heading 84.44,84.45/84.48</i>	17 515	88 021	100 103	550 527
3923409000	<i>Other spool,cop,bobbin & similar support</i>	65 477	476 418	243 299	1 359 340
3923500000	<i>Stoppers, lids, caps and other closures</i>	282 923	2 705 292	2 596 895	26 320 204
3923901000	<i>Toothpaste tubes container, of plastic</i>	38 015	402 630	108 981	1 818 693
3923909000	<i>Oth articles for the conveyance/packing goods of plastics</i>	1 060 927	8 576 419	5 810 283	41 002 034
3924100010	<i>Tableware & kitchenware of melamine</i>	9 049	104 828	13 477	210 862
3924100090	<i>Tableware & kitchenware except from melamine</i>	330 798	2 423 412	1 709 917	8 906 353
3924901000	<i>Bed pans, urinals (portable type) & chamber pots;of plastics</i>	33	61 711	3 435	194 500
3924909000	<i>Other household articles&hygienic/toilet articles, of plastics</i>	557 973	5 691 133	1 898 463	25 156 823
3925100000	<i>Reservoirs,tanks,vats & similar contain. capacity <= 300 litres</i>	20 846	537 387	62 059	753 298
3925200000	<i>Doors,windows & their frames & threshold for doors</i>	11 108	160 011	15 687	433 346

Tabel 3 : Ekspor Indonesia menurut Komoditi (Kode HS 10 digit)
Export of Indonesia by Commodity (10 digit of HS Code)

September 2016
September

Kode H S HS Code	Uraian golongan barang Group description	Berat bersih / Net weight (Kg)		Nilai / Value F.O.B. (U S \$)	
		Bulan ini Current month	Kumulatif Cum. Jan. to date	Bulan ini Current month	Kumulatif Cum. Jan. to date
(1)	(2)	(3)	(4)	(5)	(6)
3925300000	Shutters,blind (include Venetian blinds) and similar articles and parts	30 404	223 192	208 375	1 914 275
3925900000	Oth buidler ware plastic,not elsewhere specified or included	129 414	1 271 459	752 299	7 683 735
3926100000	Office or school supplies of plastics	446 882	4 945 003	1 565 408	17 269 506
3926206000	Articles of apparel used for protection from chemical,radiation/fire;plastics	-	2 956	-	5 044
3926209000	Oth articles of apparel&clothing accessories;of plastics	152 057	1 276 732	1 642 066	15 371 577
3926300000	Fittings for furniture, coachwork or the like	11 063	67 714	71 292	315 351
3926400000	Statuettes & other ornamental articles	63 637	406 306	371 384	1 904 912
3926901000	Floats for fishing nets, of plastics	1 655	11 499	20 889	197 468
3926902000	Fan & handscren, frames & handles and parts	26 021	65 528	66 929	174 713
3926903200	Plastic moulds with denture imprints	190	458	6 307	16 397
3926903900	Oth hygienic,medical & surgical articles ; of plastics	106 349	741 585	859 923	6 430 705
3926904200	Protective mask for use in welding & similar works	2 707	4 797	4 058	15 459
3926904400	Life saving cushions for the protection of persons falling from heght	2	808	39	8 081
3926904900	Other safety and protective devices	45	49 119	905	491 921
3926905300	Transmission or conveyor belts or beltin	5 820	39 525	163 704	1 053 349
3926905500	Plastic J-hooks or bunch blocks for detonators	-	20	-	284
3926905900	Other industrial articles, of plastics	200 737	1 954 102	1 165 611	12 936 910
3926906000	Poultry feeders	10 700	22 792	46 117	91 890
3926907000	Padding for articles of apparel or clothing accessories	195	18 413	3 021	123 436
3926908100	Shoe lasts	2 040	18 159	27 339	805 067
3926908200	Prayer beads	39	4 388	83	22 898
3926908900	Cards for jewellery/small objects of personal adornment	21 692	113 688	88 176	716 551
3926909100	Other articles of plastics & other material of kind used for grain storage	178	6 644	5 336	112 812
3926909200	Empty capsules of a kind suitable for pharmaceutical use	1	1 587	2	14 832
3926909900	Other articles of plastics and other material	753 645	6 879 212	6 927 386	36 308 420
4001101100	Centrifuge concentrat,containing ammonia >= 0.5%;natural rubber latex	574 500	4 181 290	757 975	5 382 388
4001101900	Natural rubber latex,containing ammonia >= 0.5%;in other forms	-	275	-	1 190
4001211000	Natural rubber in smoked sheets, RSS Grade 1	6 506 288	53 123 096	10 910 870	80 882 402
4001219000	Natural rubber in other forms	856 960	10 411 009	1 082 905	12 851 794
4001221000	Technically Specified Natural Rubber (TSNR) 10	8 050 140	83 939 660	10 470 221	105 738 420
4001222000	Technically Specified Natural Rubber (TSNR) 20	216 202 975	1 716 394 736	279 346 894	2 154 346 448
4001223000	Technically Specified Natural Rubber (TSNR) L	-	884 520	-	1 204 881
4001224000	Technically Specified Natural Rubber (TSNR) CV	2 413 600	17 884 160	3 383 052	24 513 374
4001225000	Technically Specified Natural Rubber (TSNR) GP	-	20 160	-	21 756
4001229000	Other Technically Specified Natural Rubber(TSNR)	-	2 325 400	-	2 631 630
4001301900	Jelutong in other forms	18 000	130 042	153 000	637 340
4001309900	Other balata,gutta-percha,guayule,chicle similar natural gums, in other forms	88 800	656 434	215 554	1 538 126
4002110000	Styrene-butadiene rubber,Carboxilated styrene-butadiene rubber;in latex form	2 777 050	22 267 172	2 538 032	20 951 520
4002191000	SBR,XSBR;in primary forms/in vulcanised, uncompound plates,sheets/strips	11 710	112 036	85 769	928 382
4002199000	Styrene-butadiene rubber,Carboxilated styrene-butadiene rubber;in other form	301 827	4 383 485	434 195	5 878 783
4002201000	Butadiene rubber (BR), in primary forms	-	12	-	1 320
4002209000	Butadiene rubber (BR), in other forms	39 551	64 597	54 829	148 455
4002399000	Halo-isobutane-isoprene (butyl) rubber (CIIR/BIIR), in other process	2 680	3 446	8 340	10 858
4002499000	Chloroprene (chlorobutadiene) rubber(CR) in other form	-	1	-	15
4002599000	Acrylonitrile-butadiene rubber (NBR), in other form	595	5 462	1 534	17 187
4002609000	Isoprene rubber (IR) in other forms	-	80	-	361

Tabel 3 : Ekspor Indonesia menurut Komoditi (Kode HS 10 digit)
Export of Indonesia by Commodity (10 digit of HS Code)

September 2016
September

Kode H S HS Code	Uraian golongan barang Group description	Berat bersih / Net weight (Kg)		Nilai / Value F.O.B. (U S \$)	
		Bulan ini Current month	Kumulatif Cum. Jan. to date	Bulan ini Current month	Kumulatif Cum. Jan. to date
(1)	(2)	(3)	(4)	(5)	(6)
4002701000	Ethylene-propylene-non-conjugated diene rubber (EPDM), in primary forms	24	398	404	1 804
4002709000	Ethylene-propylene-non-conjugated diene rubber (EPDM), in other forms	548	16 340	4 708	113 172
4002801000	Mixture of natural rubber latex with syntetic rubber latex	2 116 800	8 440 846	2 741 878	10 516 867
4002809000	Other mixtures of any product of heading 40.01 with any product of this heading	3 225 600	22 680 750	4 061 975	26 740 785
4002910000	Oth synthetic rubber & factice derived from oils, in latex forms	18 000	50 000	17 190	42 808
4002999000	Oth synthetic rubber & factice derived from oils in other form	5 050	19 854	9 850	49 780
4003000000	Reclaimed rubber in primary formsoar in plates, sheets or strips	382 036	4 202 306	367 420	3 592 343
4004000000	Waste,paring&rubber scrap (oth hard rubber)&powder&granule obtained therefo	618 390	3 414 595	142 563	757 516
4005101000	Compounded of natural gums with carbon black/silica,unvulcanised,in primary fo	616 332	6 746 026	1 551 104	37 906 469
4005109000	Compounded other rubber with carbon black/silica,unvulcanised,in primary fo	1 652 367	12 608 383	2 723 096	20 015 118
4005200000	Solutions; dispersions oth than those of subheading 4005.10	-	46 307	-	153 854
4005911000	Natural gums,in plates, sheets, & strip	282	13 870	3 502	23 614
4005919000	Other compounded rubber,unvulcanised,in plates, sheets, & strip	82	18 758	374	44 539
4005991000	Other compounded rubber,unvulcanised,in latex form	-	7	-	15
4005999000	Other compounded rubber,unvulcanised,in other form	-	958 685	-	1 063 133
4006100000	"camel-back" strip for retreading rubber tyres, unvulcanised	-	24	-	801
4006909000	Oth forms & articles of unvulcanised rubbers	104	3 817	5 140	153 838
4007000000	Vulcanised rubber thread & cord.	128 571	1 386 219	405 076	4 299 663
4008111000	Plates,sheet&strip of cell. rubber;thick <=5mm;lined w/ one side textile fabric	-	244	-	335
4008119000	Other plates, sheets & strip of cellular rubber	45 500	252 426	70 868	341 266
4008190000	Other forms of cellular rubber	27 485	241 042	115 543	461 410
4008211000	Plate,sheet&strip non-cell. rubber;thick <=5mm;lined w/ one side textile fabric	44 035	494 396	90 581	1 112 903
4008219000	Other plates, sheets, & strip of non-cellular rubber	243 819	2 066 067	437 707	3 471 293
4008290000	Other forms of non-cellular rubber	4 356	46 122	59 860	594 198
4009110000	Tube,pipe & hose,not reinforced/combined w/ oth material without fittings	29 340	249 765	273 024	2 045 322
4009121000	Mining slurry suction&discharge hose,not reinforce/combine w/ oth mtl,w/ fittin	-	321	-	1 784
4009129000	Oth tubes,pipes & hoses, not reinforced/ combined w/ oth mtrl with fittings	1 444	10 107	20 903	118 709
4009219000	Oth tube,pipe & hose,reinforced/combined w/ oth materials w/o fittings	84 824	694 839	324 459	1 437 934
4009221000	Mining slurry suction&discharge hose, reinforce/combine w/ oth metal,w/ fitti	-	2 532	-	11 947
4009229000	Oth tube,pipe & hose,reinforced/combined w/ oth materials w/ fittings	1 101 700	1 270 437	12 009 153	13 093 754
4009311000	Mining slurry suction&discharge hose, reinforce/combine w/ textile,w/o fittin	-	15	-	9
4009319100	Fuel hoses,header hoses&water hoses, used on motor vehicles	7 198	55 084	38 620	661 116
4009319910	Rubber hose for gas stove, without fittings	-	374	-	1 209
4009319990	Oth tube,pipe&discharge hose,reinforced/ combined w/ textile, without fitting	952	88 229	22 509	611 256
4009321000	Mining slurry suction&discharge hose, reinforce/combine w/ textile,w/ fitting	-	13	-	108
4009329010	Rubber hose for gas stove, with fittings	25	720	383	2 402
4009329090	Oth tube,pipe&discharge hose,reinforced/ combined w/ textile, with fitting	783	9 027	15 317	162 384

Tabel 3 : Ekspor Indonesia menurut Komoditi (Kode HS 10 digit)
Export of Indonesia by Commodity (10 digit of HS Code)

September 2016
September

Kode H S HS Code	Uraian golongan barang Group description	Berat bersih / Net weight (Kg)		Nilai / Value F.O.B. (U S \$)	
		Bulan ini Current month	Kumulatif Cum. Jan. to date	Bulan ini Current month	Kumulatif Cum. Jan. to date
(1)	(2)	(3)	(4)	(5)	(6)
4009410000	Mining slurry suction&discharge hose, reinforce/combine w/ oth mtrl,w/o fitti	36 197	135 743	432 055	2 052 215
4009421000	Mining slurry suction&discharge hose, reinforce/combine w/ oth mtrl, w/ fitti	-	2	-	1
4009429000	Oth tube,pipe & hose,reinforced/combined w/ oth material, with fitting	137 976	854 141	524 397	3 875 714
4010110000	Conveyor belts/belting,reinforced with metal	-	1 000	-	890
4010120000	Conveyor belts/belting,reinforced with textile material	-	34 701	-	128 611
4010190000	Other conveyor belts/belting, reinforced with other material	2 134	6 436	1 501	26 792
4010310000	V-belts,V-ribbes of an outside circumference >60cm and <=180cm	398 616	3 488 517	4 381 085	37 411 577
4010320000	V-belts,oth than v-ribbed, of an outside circumference>60cm and <=180cm	2 855	31 338	15 377	136 882
4010330000	V-belts,V-ribbed,of an outside circumference>180cm and <=240cm	-	2 800	-	19 212
4010340000	V-belts,oth than v-ribbed, of an outside circumference>180cm and <=240cm	390	19 678	2 189	86 008
4010350000	Endless synchronous belt,of an outside circumference>60cm and <=150cm	41	3 482	1 908	195 996
4010390000	Oth transmission belts/belting	154 310	1 433 827	1 306 190	12 098 866
4011100000	New pneumatic tyres,of rubber of a kind used on motor cars	41 566 660	339 620 483	123 287 304	1 031 320 477
4011201000	New pneumatic tyre,of rubber used on buses/lorries, width<450mm	1 791 272	13 508 667	5 028 245	39 547 430
4011209000	New pneumatic tyre,of rubber used on buses/lorries, width>=450mm	230 263	823 381	781 412	3 138 053
4011300000	New pneumatic tyres,of rubber of a kind used on aircraft	25 955	497 579	114 024	702 800
4011400000	New pneumatic tyres,of rubber of a kind used on motorcycles	819 329	9 545 940	2 577 144	29 274 472
4011500000	New pneumatic tyres,of rubber of a kind used on bicycles	909 961	8 935 830	5 646 138	62 218 056
4011611000	New pneumatic tyres,of rubber used on agricultural/forestry tractors	284 567	3 656 068	807 011	10 607 867
4011619000	New pneumatic tyres,of rubber used on agricultural/forestry vehicle&machine	-	133	-	147
4011621000	New pneumatic tyres,of rubber, rimsize < 61 cm,used on tractors	712 045	6 881 285	1 913 059	18 413 276
4011629000	New pneumatic tyres,of rubber, rimsize < 61 cm,used on const/ind.vehicles mach.	6 493	193 377	18 709	339 101
4011631000	New pneumatic tyre,of rubber,rim size >= 61cm, used on tractors	287	287	124	124
4011639000	New pneumatic tyre,of rubber,rim size >= 61cm, used on const/ind.vehicles mach	-	3 460	-	2 032
4011690000	New pneumatic tyre,of rubber, used for oth purpose	-	5 623	-	16 606
4011921000	Oth new pneumatic tyre,of rubber,used on agricul./forestry tractors.	66 065	799 855	179 005	2 296 013
4011929000	Oth new pneumatic tyre,of rubber,used on agricul./forestry vehicles mach.	-	10 030	-	30 733
4011931000	Oth new pneumatic tyre,of rubber,rimsize <61 cm,used on tractors	136 628	1 472 704	356 885	4 080 553
4011939000	Oth new pneumatic tyre,of rubber,rimsize <61 cm,used on const/ind.vehicles mach	3 310	106 891	12 652	356 671
4011942000	Oth new pneumatic tyre,rubber,rimsize>= 61cm,used on tractor,forklift.	-	6 418	-	40 568
4011949000	Oth new pneumatic tyre,of rubber,rimsize >=61cm, used for oth. purposer	-	17 600	-	114 400
4011991000	Oth new pneumatic tyre,of rubber, used on vehicles of chap.87	-	24 560	-	95 792
4011999000	Oth new pneumatic tyre,of rubber, used for oth, width<450mm	90 800	1 227 229	252 641	3 073 618
4012110000	Retreaded tyres,used on motor cars	-	41 259	-	79 276

Tabel 3 : Ekspor Indonesia menurut Komoditi (Kode HS 10 digit)
Export of Indonesia by Commodity (10 digit of HS Code)

September 2016
September

Kode H S HS Code	Uraian golongan barang Group description	Berat bersih / Net weight (Kg)		Nilai / Value F.O.B. (U S \$)	
		Bulan ini	Kumulatif	Bulan ini	Kumulatif
		Current month	Cum. Jan. to date	Current month	Cum. Jan. to date
(1)	(2)	(3)	(4)	(5)	(6)
4012129000	Retreaded tyres,used on buses/lorries, width>=450mm	42 900	1 944 025	178 513	7 753 913
4012130000	Retreaded tyres,used on aircraft	-	93 344	-	101 270
4012191000	Retreaded tyres,used on motorcycles	3	3 661	10	1 273
4012192000	Retreaded tyres,used on bicycles	-	3 842	-	6 605
4012193000	Retreaded tyres,used on machinery of heading 84.29/84.30	3 055	24 671	4 665	35 568
4012194000	Retreaded tyres,used on oth vehicles of chapter 87	944	2 201	1 230	2 478
4012199000	Retreaded tyres,used for oth purposed	1 191	39 181	1 848	112 574
4012202900	Used pneumatic tyres,used on buses/lorries, width>=450mm	7 800	9 325	85 650	127 960
4012204000	Used pneumatic tyres,used on motorcycles	-	1 389	-	2 092
4012205000	Used pneumatic tyres,used on bicycles	219	813	115	3 221
4012207000	Used pneumatic tyres,used on oth vehicle of chapter 87	120	1 450	120	2 035
4012209900	Used pneumatic tyres,used on oth purpose , oth than buffed tyres	-	631	-	3 611
4012901400	Solid tyres,external diameter >250 mm, width<450mm	15 006	166 599	29 169	315 312
4012901500	Solid tyres,external dia.>250,width> 450 mm,used on vehicle of chap.87.09.	-	57 241	-	106 069
4012901600	Oth solid tyres,external diameter>250mm, of a width>450mm	-	1 070	-	5 576
4012901900	Oth solid tyres,external diameter<250mm, of a width>450mm	53 653	569 550	326 627	3 211 568
4012902200	Cushion tyres, of a width exceeding 450mm	-	7 490	-	68 212
4012907000	Replaceable tyre treads, width<450mm	-	825	-	99
4012908000	Tyre flaps	13 881	144 762	33 942	302 702
4012909000	Oth retreaded/used pneumatic,solid/ cushion tyres, of rubber	30	315	30	632
4013101100	Inner tubes,of rubber,used on motor car width tyres<450mm	178 737	1 050 381	547 371	3 352 275
4013101900	Inner tubes,of rubber,used on motor car width tyres>450mm	3 556	35 878	1 277	35 920
4013102100	Inner tubes,of rubber,used on bus/lorri width tyres<450mm	18 975	79 785	49 959	258 922
4013102900	Inner tubes,of rubber,used on bus/lorri width tyres>450mm	-	1 930	-	2 060
4013200000	Inner tubes,of rubber,used on bicycles	230 923	2 258 522	1 425 933	14 485 416
4013901100	Inner tube,of rubber,used on heading 84.29/84.30;width tyres<450mm	1 487	3 112	3 692	9 961
4013901900	Inner tube,of rubber,used on heading 84.29/84.30;width tyres>450mm	-	3	-	11
4013902000	Inner tube,of rubber,used on motorcycle	15 918	321 358	35 167	861 373
4013903100	Inner tube,of rubber,used on oth vehicle of chap.87, width tyres<450mm	2 469	8 466	3 546	16 139
4013909100	Oth inner tube,of rubber,suitable for fitting to tyres of width<450mm	11 381	137 001	40 375	520 377
4013909900	Oth inner tube,of rubber,suitable for fitting to tyres of width>450mm	45	434	159	1 754
4014100000	Sheath contraceptives	1 259	26 384	21 522	410 783
4014901000	Teats for feeding bottles & similar articles	23 202	185 460	376 076	2 945 847
4014904000	Stoppers for pharmaceutical use	-	614	-	12 797
4014909000	Oth hygienic/pharmaceutical articles,of vulcanised rubber	1	11 038	4	58 649
4015110000	Gloves, mittens & mitts, for surgical	16 702	185 611	71 657	748 738
4015190000	Gloves, mittens & mitts, for other purposed	4 870 328	39 516 460	21 241 722	170 858 317
4015901000	Lead aprons	-	875	-	24 581
4015909000	Oth article of apparel, clothing access for all purposed	573	5 127	12 053	41 885
4016101000	Padding for articles of apparel or clothing accessories	5	12 203	149	23 570
4016109000	Oth articles of vulcanised rubber other of cellular rubber	1 343	40 998	24 922	161 141

Tabel 3 : Ekspor Indonesia menurut Komoditi (Kode HS 10 digit)
Export of Indonesia by Commodity (10 digit of HS Code)

September 2016
September

Kode H S HS Code	Uraian golongan barang Group description	Berat bersih / Net weight (Kg)		Nilai / Value F.O.B. (U S \$)	
		Bulan ini Current month	Kumulatif Cum. Jan. to date	Bulan ini Current month	Kumulatif Cum. Jan. to date
(1)	(2)	(3)	(4)	(5)	(6)
4016911000	Mats	579 331	4 902 670	841 470	7 001 407
4016919000	Oth floor coverings	34 975	99 650	58 436	200 140
4016921000	Eraser tips	-	3 060	-	5 908
4016929000	Other erasers	25	11 062	787	20 674
4016931000	Gasket,washer&seal used to insulate the terminal lead of electrolytic capacitor	66 717	473 819	1 715 511	9 366 308
4016932000	Gasket&O-ring, used on motor vehicle of heading 87.02,87.03,87.04/87.11	13 091	126 736	354 740	2 968 714
4016939000	Oth gaskets, washers & oth seals	86 461	817 720	2 715 011	25 760 378
4016940000	Boat/dock fenders,whether/not inflatable	12 825	34 051	9 189	142 097
4016950000	Oth articles of vulcanised rubber, inflatable	395 849	463 785	80 876	609 729
4016991300	Weatherstripping,used on motor vehicle of heading 87.02,87.03/87.04	123 847	1 056 820	1 113 293	10 005 183
4016991400	Oth article of vulcanised rubber,for vehicle of heading 87.02~87.05&87.11	34 270	383 917	397 060	3 878 309
4016991500	Oth article of vulcanised rubber,for vehicles 87.09,87.13,87.15&87.16	7	28	25	31
4016991600	Bicycle mudguards	6 978	48 816	126 583	832 166
4016991700	Bicycle parts	900	6 910	556	3 680
4016991800	Other bicycle accessories	17	1 515	30	3 862
4016991900	Oth parts & access for vehicle of rubber of chapter 87	815	16 813	5 568	69 135
4016992000	Parts & access of rotochutes of heading 88.04	-	4 212	-	35 987
4016993000	Rubber bands	575	137 887	6 277	775 835
4016994000	Wall tiles	75	125	1 816	3 434
4016995100	Rubber rollers	35 769	349 203	1 081 937	9 403 133
4016995200	Tyre moulds bladders	-	31	-	2 228
4016995300	Electrical insulators hoods	-	41	-	246
4016995400	Rubber grommets & rubber cover for automotive wiring harnesses	35 138	230 163	388 061	2 572 271
4016995900	Oth article,used in machinery/mechanical /electrical appliances,for oth tech use	27 015	290 765	898 386	8 050 604
4016996000	Rail pad, of rubber	-	12	-	288
4016997000	Structural bearings including bridge bridge bearings, oth than rail pad	965	9 593	6 423	133 029
4016999100	Table coverings	-	58	-	217
4016999900	Oth articles of vulcanised rubber for oth purposed	39 613	501 530	331 439	3 306 812
4017001000	Floor tiles&wall tiles	-	1 877	-	10 463
4017002000	Other articles of hard rubber	2 382	16 201	4 020	24 887
4017009000	Other hard rubber in all form,include waste & scrap, articles of hard rubber	512	7 115	13 232	159 839
4104110010	Bovine leather, vegetable pre-tanned, full grains, unsplit in the wet state	17 780	133 396	146 676	1 089 574
4104190000	Oth tanned/crust hide&skin of bovine,not full grain,unsplit in the wet state	-	7 365	-	38 643
4104410000	Crust vegetable(semi-tanned) hide&skin, full grain,unsplit,in the dry state	-	726	-	15 598
4104490000	Oth crust vegetable(semi-tanned) hide& skin,full grain,unsplit,in the dry stst	15 459	178 371	25 636	166 439
4105300000	Tanned/crust sheep/lamb skin,w/o wool on /hair on,in dry state	-	375	-	28 803
4106220000	Tanned/crust goat/kid hide&skin,w/o wool on/hair on,in the dry state	138	708	3 335	11 265
4106401000	Tanned/crust hide & skin of reptiles,w/o wool on/hair on,in the wet state	1 086	4 593	152 488	603 873
4106402000	Tanned/crust hide & skin of reptiles,w/o wool on/hair on,in the dry state	3 068	23 873	476 064	2 369 071
4106910000	Oth tanned/crust hide&skin of oth animal ,w/o wool on/hair on,in the wet state	-	4 562	-	389 648
4107110000	Whole hide&skin,full grains,unsplit of bovine/equine animals,w/o hair on	64	64	1 766	1 766
4107120000	Whole hide&skin,grains splits of bovine/ equine animals,w/o hair on	137 268	987 023	3 060 196	22 959 026
4107190000	Oth whole hide&skin of bovine/ equine animals, in oth form	111 590	941 751	2 755 921	25 205 949

Tabel 3 : Ekspor Indonesia menurut Komoditi (Kode HS 10 digit)
Export of Indonesia by Commodity (10 digit of HS Code)

September 2016
September

Kode H S HS Code	Uraian golongan barang Group description	Berat bersih / Net weight (Kg)		Nilai / Value F.O.B. (U S \$)	
		Bulan ini Current month	Kumulatif Cum. Jan. to date	Bulan ini Current month	Kumulatif Cum. Jan. to date
(1)	(2)	(3)	(4)	(5)	(6)
4107910000	Oth whole hide&skin,including side of bovine/equine animals,full grains	-	4	-	120
4107920000	Oth whole hide&skin,including side of bovine/equine animals, grain splits	213	10 953	6 407	338 898
4107990000	Oth whole hide & skin,including side,of bovine/equine animals, in oth forms	16 756	248 760	463 307	5 435 843
4112000000	Leather further prep. after tanning/ crust,oth than leather of heading 41.14	9 446	69 419	725 923	5 751 561
4113100000	Leather further prepared after tanning/ crusting, of goats or kids	8 599	96 023	320 519	3 793 694
4113200000	Leather further prepared after tanning/ crusting, of swine	111	4 859	1 145	214 096
4113300000	Leather further prepared after tanning/ crusting, of reptiles	2 374	39 029	327 981	4 209 430
4113900000	Leather further prepared after tanning/ crusting, of oth animals	4 138	42 947	536 470	1 809 448
4114200000	Patent leather&patent laminated leather, metalised leather	-	8 103	-	139 143
4115100000	Composition leather with base of leather /leather fibre,in slabs, sheets/strip	493	7 486	15 186	250 069
4115200000	Paring end other waste of composition leather,not suit for leather artic manu	1 095	4 366	29 956	382 021
4201000000	Saddlery & harness for any animal of any materials	777	22 981	19 695	95 478
4202110010	Travel goods w/ max dimension of h x w x l = 56cm x 45cm x 25cm	712	5 257	15 447	51 366
4202110090	Trunk,suit,vanity,executive,brief-cases with outer surface of leather	10 605	87 609	315 822	2 216 776
4202121100	School satchel with outer surface of vulcanised fibre	-	324	-	373
4202121900	School satchel with outer surface of plastics/textile materials	10 964	71 515	42 165	393 287
4202129100	Trunk,suit,vanity,executive,brief-cases w/ out surface of vulcanised fibre	-	2 131	-	5 806
4202129900	Trunk,suit,vanity,executive,brief-cases w/ out surface of plastics/textile mtrl	111 935	762 288	1 419 384	8 257 587
4202192000	School satchel,trunk,suit,vanity,brief, w/ outer surface of paperboard	90	5 807	76	25 079
4202199000	School satchel,trunk,suit,vanity,brief,w / outer surface of plastic/textile mtrl	5 392	129 174	54 957	960 445
4202210000	Hand bag with outer surface of leather or of patent leather	227 816	1 501 825	8 095 529	62 351 672
4202220000	Hand bag with outer surface of plastic sheeting or of textile materials	369 719	2 813 490	4 680 280	33 463 524
4202290000	Hand bag with other outer surface	29 818	197 263	1 445 665	3 703 398
4202310000	Artcl in pocket/hand bag with outer surface of leather or of patent leather	1 724	18 201	307 892	1 403 338
4202320000	Artcl in pocket/hand bag with outer surf ace of plastics or of textile	2 562	69 502	51 527	962 062
4202391000	Article of kind normally carried pocket or in handbag with outer srfc of copper	-	585	-	4 789
4202393000	Article of kind normally carried pocket or in handbag w/ outer srfc of animal	-	101	-	644
4202399000	Article of kind normally carried pocket or in handbag with outer srfc of other	365	4 528	11 377	54 851
4202911100	Sport bags,with outer surface of leather composition leather/of patent leather	72	2 715	234	33 188
4202911900	Oth Sport bags,with outer surface of lthr composition leather/of patent	1 212	2 683	23 884	39 946
4202919000	Oth artcls with outer surface of leather or of patent leather	9 185	63 990	186 159	1 332 874
4202921000	Toiletry bags with outer surface of plastic or of textile materials	-	1 033	-	3 508
4202922000	Bowling bags with outer surface of plastic or of textile materials	-	1 019	-	18 450

Tabel 3 : Ekspor Indonesia menurut Komoditi (Kode HS 10 digit)
Export of Indonesia by Commodity (10 digit of HS Code)

September 2016
September

Kode H S HS Code	Uraian golongan barang Group description	Berat bersih / Net weight (Kg)		Nilai / Value F.O.B. (U S \$)	
		Bulan ini Current month	Kumulatif Cum. Jan. to date	Bulan ini Current month	Kumulatif Cum. Jan. to date
(1)	(2)	(3)	(4)	(5)	(6)
4202929000	Other articles with outer surface of plastic or of textile materials	684 609	7 835 436	6 876 184	68 508 500
4202991000	with outer surface of vulcanised fibre or paperbord oth bags	-	100	-	4 254
4202994000	with outer surface of vulcanised fibre or paperbord oth bags of apparel	-	460	-	6 752
4202999000	Oth than trunk, suit-cases,handbags, & similar containers	23 548	181 203	233 587	2 020 952
4203100000	Articles of apparel of leather or of composition leather.	9 133	96 166	106 341	1 072 216
4203210000	Gloves,mittens & mitts specially designed for use in sports of leather	86 734	829 038	5 289 347	52 365 652
4203291000	Protective work gloves of leather or of composition leather	444	13 306	19 268	159 305
4203299000	Oth gloves, mittens & mitts of leather or of composition leather	5 601	49 405	367 525	2 942 839
4203300000	Belts & bandoliers of leather or of composition leather	610	7 207	40 056	271 522
4203400000	Oth clothing access of leather or of composition leather	2 308	16 794	65 631	208 680
4205001000	Oth articles of leather or of composition leather, boot laces ; mats	-	397	-	44 090
4205002000	Oth articles of leather, industrial safety belt & harnesses	189	2 278	2 088	39 281
4205003000	Leather strings or cords for jewelry or for personal adornment	1 813	17 924	3 591	114 165
4205009000	Oth articles of leather oth than boot laces,safety belt & leather string	26 656	272 029	743 033	7 579 876
4206009000	oth articles of gut of goldbeaters skin of bladders or of tendons	-	13	-	185
4302190000	Tanned or dressed furskins, oth than of mink	-	212	-	2 860
4303100000	Articles of apparel, clothing accessories oth articles of furskin	30	4 426	100	4 987
4303909000	Oth article of apparel, clothing accessories of furskin	20 151	111 117	91 649	966 169
4304001000	Artificial fur and articles thereof	-	4 160	-	43 680
4304009100	Sport bags of artificial fur and and articles thereof	420	1 865	4 347	12 987
4304009900	Oth then artificial fur&articles for industrial uses&sport bags	28	455	120	2 737
4401100000	Fuel wood,in logs,in billets,in twigs faggots or in similar forms	62 340	673 375	35 143	439 326
4401220000	Non-coniferous wood in chips or particles	149 932 440	1 001 970 260	10 559 410	76 025 111
4401310000	Wood pallets sawdust&wood waste and sc rap, wheter or not angglomerated in log	5 664 820	56 222 028	448 590	4 668 929
4401390000	Oth Sawdust&wood waste&scrap,whether or not agglomerat in logs,briquet,pellet	5 224 867	82 285 205	1 187 992	12 417 108
4402100000	Wood charcoal of bamboo	1 284 801	7 507 652	452 940	2 645 828
4402901000	wood charcoal of coconut shell	6 208 091	67 813 528	5 389 475	49 169 991
4402909000	Wood charcoal(including shell or nut charcoal) oth than bamboo and coconut shell	25 665 029	211 592 497	10 931 248	91 321 009
4404100000	Hoopwood, split poles;piles, picket & the like of coniferous	39	349	600	4 670
4404209000	Oth than Hoopwood, split poles;piles, picket & the like of non coniferous	-	206	-	867
4405002000	Wood wool, wood flour.	40 006	613 730	5 504	149 436
4407100000	Wood sawn/ chipped length of a thick > 6 mm.of Coniferous,Planed sanded	126 043	817 194	193 196	1 301 477
4407211000	Wood sawn/ chipped length of a thick> 6 mm.of Mahogany,Planed,sanded end-jointed	71 814	653 835	74 988	628 712
4407219000	Wood sawn/ chipped length of a thick > 6 mm.of Mahogany,not planed,not sanded	-	6 281	-	5 529
4407221000	Wood sawn/ chipped of a thick > 6 mm.of Virola,Imbuia&Balsa,Sanded/ end-jointed	17 705	59 522	12 539	118 860
4407251100	Wood sawn/ chipped of a thick > 6mm.of dark&light red meranti,Sanded/end joint	188 960	1 909 857	271 089	2 871 403

Tabel 3 : Ekspor Indonesia menurut Komoditi (Kode HS 10 digit)
Export of Indonesia by Commodity (10 digit of HS Code)

September 2016
September

Kode H S HS Code	Uraian golongan barang Group description	Berat bersih / Net weight (Kg)		Nilai / Value F.O.B. (U S \$)	
		Bulan ini Current month	Kumulatif Cum. Jan. to date	Bulan ini Current month	Kumulatif Cum. Jan. to date
(1)	(2)	(3)	(4)	(5)	(6)
4407252100	<i>oth wood sawn/ chipped of a thick > 6 mm .of meranti bakau,planed</i>	-	12 318	-	17 851
4407261000	<i>Wood sawn/ chipped of a thick > 6mm.of White Lauan,Seraya,yellow meranti</i>	2 068	29 132	2 696	32 910
4407279000	<i>Wood sawn/ chipped of a thick > 6 mm.of Sapelli,not planed, not Sanded</i>	15	15	75	75
4407291100	<i>Wood sawn/ chipped of a thick > 6 mm.of Jelutong,Planed</i>	369 639	2 935 513	550 986	4 175 807
4407292100	<i>Wood sawn/ chipped of a thick > 6 mm of Kapur,Sanded or end-jointed</i>	4 189	42 813	3 604	41 545
4407293100	<i>Wood sawn/ chipped of a thick > 6 mm.of Kempas,Planed sanded or end-jointed</i>	74 103	308 971	42 736	192 356
4407293900	<i>Oth than Wood sawn/ chipped of a thick > 6 mm.of Kempas,Not planed, not Sanded</i>	5 625	5 625	4 255	4 255
4407294100	<i>Wood sawn/ chipped of a thick > 6 mm.of Keruing,Planed,sanded or end jointed</i>	207 036	1 505 221	128 147	981 053
4407296100	<i>Wood sawn/ chipped of a thick > 6 mm.of Teak,Sanded or end-jointed</i>	17 694	263 830	70 408	558 973
4407296900	<i>Wood sawn/ chipped of a thick > 6 mm.of Teak,Not planed, not Sanded</i>	-	460	-	178
4407297100	<i>Wood sawn/ chipped of a thick > 6 mm.of Balau,Sanded or end-jointed</i>	73 339	381 915	43 074	235 662
4407299100	<i>Wood sawn/ chipped of a thick > 6 mm.of Jongkong & Merbau,Sanded or end-jointed</i>	32 807	348 152	37 459	371 338
4407299300	<i>Oth sanded or end jointed&of a thick > 6 mm jongkok & merbau</i>	1 048 357	8 073 094	1 224 651	10 114 257
4407299910	<i>Oth albasia sanded or end jointed&planed ,thickness>6mm</i>	277 253	2 250 271	107 806	812 580
4407299920	<i>Oth rubber,sanded or end jointed&planed, thickness>6mm</i>	3 840 835	26 641 205	1 900 715	13 560 576
4407299990	<i>Oth than tropical wood, oth sanded or end jointed&planed,thickness>6mm</i>	-	148 804	-	67 674
4407911000	<i>Wood sawn/ chipped of a thick > 6 mm.of Oak,Sanded or end-jointed</i>	12 235	124 608	14 142	118 068
4407919000	<i>Oth wood sawn/ chipped of a thick > 6 mm of Oak,Not planed, not Sanded</i>	-	9 959	-	6 645
4407921000	<i>Wood sawn/ chipped of a thick > 6 mm.of beech,Planed</i>	303	3 583	2 260	21 664
4407931000	<i>Wood sawn/ chipped of a thick > 6 mm.of Maple,Sanded or end-jointed</i>	-	45	-	402
4407939000	<i>Oth than wood sawn/ chipped of a thick > 6 mm.of Maple,Not planed, not Sanded</i>	-	56 069	-	57 309
4407941000	<i>Wood sawn/ chipped of a thick > 6 mm.of Cherry,Sanded or end-jointed</i>	-	30	-	308
4407949000	<i>Oth wood sawn/ chipped of a thick > 6 mm of Cherry,Not planed, not Sanded</i>	-	13 256	-	18 221
4407959000	<i>Oth wood sawn/ chipped of a thick > 6 mm of Ash,Not planed, not Sanded</i>	-	17 504	-	19 042
4407991000	<i>Oth than wood sawn/ chipped of a thick > 6 mm.of Other tree,Planed</i>	38 747	329 086	93 807	494 303
4407999000	<i>Wood sawn/ chipped of a thick > 6 mm.of Other tree,Not planed, not Sanded</i>	-	158 810	-	170 624
4408101000	<i>Cedar wood slats prepared for pencil manufact;radiata pinewood coniferous</i>	303 105	3 621 450	1 272 005	14 985 548
4408103000	<i>Face veneer sheets, coniferous</i>	78 805	2 890 621	109 556	3 957 425
4408109000	<i>Oth Coniferous,oth cedar wood slats,face veneer sheets</i>	359 568	1 967 393	319 686	2 033 427
4408310000	<i>Dark red meranti, light red meranti and meranti bakau of the tropical wood</i>	311 166	3 575 014	377 226	4 345 104
4408399000	<i>Oth jelutong wood and oth wood prepared for pencil manufact</i>	479 910	2 417 127	649 162	4 609 321
4408900000	<i>Oth than sheets for veneering and of the tropical wood of thickness < 6 mm</i>	1 811 705	9 332 846	2 177 869	11 485 620

Tabel 3 : Ekspor Indonesia menurut Komoditi (Kode HS 10 digit)
Export of Indonesia by Commodity (10 digit of HS Code)

September 2016
September

Kode H S HS Code	Uraian golongan barang Group description	Berat bersih / Net weight (Kg)		Nilai / Value F.O.B. (U S \$)	
		Bulan ini Current month	Kumulatif Cum. Jan. to date	Bulan ini Current month	Kumulatif Cum. Jan. to date
(1)	(2)	(3)	(4)	(5)	(6)
4409100000	Coniferous wood continuously shaped along any of its edge,ends/faces	283 247	1 860 975	829 798	6 039 057
4409210000	Non coniferous of bamboo	-	755	-	1 450
4409290000	Oth non coniferous oth teak strips friezes for parquet flooring	53 309 949	426 873 674	53 362 267	441 501 962
4410110000	Particle board & similar board of wood or other ligneous materials	267 718	2 307 254	122 834	915 580
4410900000	Oth than Particle board & similar board of other ligneous materias	16	1 946	8 976	9 941
4411120000	Medium density fibreboard (mdf) of a thickness < 5mm	9 622 573	106 485 952	2 729 349	29 594 128
4411130000	Medium density fibreboard (mdf) of a thickness > 5mm and < 9 mm	4 613 604	36 276 322	1 139 461	9 203 849
4411140000	Medium density fibreboard (mdf) of a thickness > 9 mm	10 031 405	81 535 072	2 363 551	19 525 475
4411920000	Oth fibreboard of a density >0.8g/cm3	10 908	76 843	28 510	197 741
4411930000	Oth fibreboard of 0,5g/cm<density <0,8g/ cm3	917 737	34 070 144	216 806	8 787 836
4411940000	Oth fibreboard of a density <0.5g/cm3	-	48 300	-	44 475
4412100000	Plywood,veneered panel&similar laminated wood of bamboo	756	10 698	7 640	19 889
4412310000	Oth plywood,consisting solaly <6mm thinkness w/ at least one outer	84 910 193	791 060 421	78 471 391	720 082 081
4412320000	Oth plywood,each thick.<6mm with at least one outer ply of non coniferous	6 476 007	50 970 456	5 910 555	47 691 656
4412390000	Oth plywood consisting solely of sheets of wood of each thick < 6 mm	9 017 312	96 750 536	9 158 800	100 974 129
4412940000	Oth plywood,veneered panels&similar wood of blockboard,laminboard&battenboard	30 844 487	261 511 734	33 922 467	286 898 925
4412990010	Veneered panels&similar w/at least one other wood	67 429 645	565 731 425	52 598 864	423 936 804
4412990090	Veneered panels&similar w/at least one other wood	2 945 792	49 338 070	3 131 710	50 826 912
4413000000	Densified wood, in blocks,plates,strips of profile shapes.	-	1 210	-	16 716
4414000000	Wooden frames for paintings, photographs mirrors or similar objects.	1 284 424	11 126 295	4 466 655	37 408 117
4415100000	Cases, boxes, crates, drums & similar packings; cable-drums	153 082	1 838 962	385 769	3 582 255
4415200000	Pallets,box pallets& other load boards; pallet collars	217 033	1 848 889	182 496	1 776 174
4416001000	Staves casks,barrels,vats,tube and other coopera products and parts of wood	-	3 191	-	6 516
4416009000	Casks,barrels,vats,tubs&other coopers products & parts thereof, of wood	29 385	167 367	57 177	402 391
4417001000	Tools,tool bodies,tool handles,broom or brush bodies & handles, of wood	14 017	25 402	36 372	116 713
4417009000	Oth Tools,tool bodies,tool handles,broom or brush bodies & handles, of wood	252 693	2 035 589	522 224	4 106 834
4418100000	Windows,french-windows&their frames of wood	59 680	664 762	134 289	1 061 995
4418200000	Doors & their frames & thresholds of wood	8 151 634	60 553 890	17 933 984	135 380 084
4418400000	Shuttering for concrete construal work of wood	-	1 640	-	1 230
4418500000	Shingles & shakes of wood	32 000	77 072	8 270	44 995
4418600000	Posts and beams	2 924	38 060	21 960	126 144
4418710000	Assembled flooring panels	11 101	57 699	32 576	114 149
4418720000	Oth multilayer bullders joinery and carpantry of wood	2 979 417	23 428 132	8 718 378	67 724 553
4418790000	Oth assembled flooring panels of wood	1 100 019	12 149 494	2 407 118	26 395 980
4418901000	Oth Cellular wood panels	-	1 430	-	2 940
4418909000	Other builders joinery & carpentry of wood	2 225 057	22 858 007	4 002 634	37 115 692
4419000000	Tableware and kitchenware, of wood.	369 421	3 374 351	1 037 708	14 294 306
4420100000	Statuettes & oth ornaments, of wood	1 659 172	13 963 189	5 251 876	43 538 952
4420901000	Oth wooden articles of furniture not falling in chapter 94	332 931	3 703 861	739 054	9 574 545
4420909000	Oth wood marquetry and inlaid,casket and similar articles of wood	28 110	589 029	58 709	1 611 137
4421100000	Clothes hangers of wood	2 441	131 938	10 323	652 303

Tabel 3 : Ekspor Indonesia menurut Komoditi (Kode HS 10 digit)
Export of Indonesia by Commodity (10 digit of HS Code)

September 2016
September

Kode H S HS Code	Uraian golongan barang Group description	Berat bersih / Net weight (Kg)		Nilai / Value F.O.B. (U S \$)	
		Bulan ini Current month	Kumulatif Cum. Jan. to date	Bulan ini Current month	Kumulatif Cum. Jan. to date
(1)	(2)	(3)	(4)	(5)	(6)
4421901000	Spools, cops & bobbins, sewing thread reels and the like of wood	491	5 093	4 287	11 483
4421902000	Match splints	1 956	1 956	4 749	4 749
4421903000	Wooden pegs or pins for footwear	7 140	19 654	29 168	96 069
4421904000	Candy-sticks, ice-cream sticks & Ice cream spoons	357	36 287	947	82 828
4421907000	Fans & handscreens, frames & handles of wood	27	1 716	87	19 040
4421908000	Toothpicks of wood	1 200	9 050	2 870	18 437
4421909300	Prayer beads	695	16 165	3 910	76 539
4421909400	Oth beads	2 437	32 425	12 036	144 146
4421909900	Other wooden articles	411	294 659	1 118	336 946
4501100000	Natural cork, raw / simply prepared;wast a cork,crushed,granulated/ground cork	-	5 005	-	15 520
4501900000	Oth Natural cork,raw/ simply prepared; w asta cork,crushed,granulated/ground cork	194	5 888	251	10 263
4502000000	Natural cork,debarked or roughly squared or in rectangular (includ square)blocks	-	304	-	3 336
4503100000	Corks and stoppers	-	1	-	15
4503900000	Other articles of natural cork.	1 672	62 217	7 616	87 766
4504100000	Blocks, plates, sheets & strip; tiles of any shape;solid cylinders,inc discs	328	5 246	642	4 485
4504900000	Other agglomerated cork and articles of agglomerated cork	-	4 969	-	12 039
4601210000	Mats, matting and screens of vegetable materials of bamboo	-	13 088	-	40 504
4601220000	Mats, matting and screens of vegetable materials of rattan	1 614	100 610	22 917	865 468
4601290000	Oth mats,matting & screens of vegetable vegetable of material	21 713	152 734	285 707	2 408 099
4601921000	Plaits and similar products of plaiting material of bamboo	176	41 053	558	42 107
4601929000	Other of bamboo	4 179	106 608	14 138	330 965
4601931000	Plaits and similar products of plaiting material, or not assembled of rattan	7 486	68 243	52 117	370 784
4601939000	Other of rattan	-	10	-	180
4601941000	Plaits and similar products of plaiting materials,whether of vegetable materials	494	13 482	41 724	203 680
4601949000	Other of other vegetable material	271	12 652	1 989	73 821
4601991000	Mats and matting of other vegetable materials	-	2 843	-	15 529
4601992000	Plaits & similar products of plaiting of other materials,whether/not assembled	-	1 000	-	1 878
4601999000	Oth Plaits & similar products of plaiting of other materials,whether	60 915	447 246	168 421	1 306 472
4602110000	Basketwork, wickerwork & other articles, of vegetable material of bamboo	167 712	1 960 080	320 458	4 074 132
4602120000	Basketwork, wickerwork & other articles, of vegetable material of rattan	899 775	8 996 000	3 103 859	30 808 622
4602190000	Oth than basketwork, wickerwork & other articles, vegetable material	101 637	1 650 841	565 206	8 415 751
4602900000	Oth basketwork, wickerwork & other articles, of other materials	67 718	841 725	363 121	3 273 227
4703290000	Chemical wood pulp, soda, oth than dis solving grades,bleached,non coniferous	282 412 039	2 611 937 478	114 887 539	1 159 272 297
4704290000	Chemical wood pulp,sulphite,oth than dis solving grades,bleached,non coniferous	-	4	-	10
4706100000	Cotton linters pulp	-	252	-	5
4706200000	Pulps of fibres derived from recovered (waste & scrap) paper or paperboard	4	23 552	18	77 212
4706300000	Pulps of fibres derived from recovered of oth than bamboo	1 814	574 490	1 140	255 192
4706910000	Mechanical pulps of fibres derived from recovered paper or paperboard	-	12 750	-	38 803
4706920000	Chemical pulps of fibres derived from recovered paper or paperboard	-	21 922	-	65 512

Tabel 3 : Ekspor Indonesia menurut Komoditi (Kode HS 10 digit)
Export of Indonesia by Commodity (10 digit of HS Code)

September 2016
September

Kode H S HS Code	Uraian golongan barang Group description	Berat bersih / Net weight (Kg)		Nilai / Value F.O.B. (U S \$)	
		Bulan ini Current month	Kumulatif Cum. Jan. to date	Bulan ini Current month	Kumulatif Cum. Jan. to date
(1)	(2)	(3)	(4)	(5)	(6)
4707100010	Recovered Unbleached kraft paper & paper board for paper making purpose	90 000	798 000	13 816	107 365
4707100090	Recovered Unbleached kraft paper & paper board for paper other purpose	223 128	706 338	35 959	138 292
4707200090	Recovered bleached chemical pulp, for other purpose	40	57 214	6	72 705
4707300010	Recovered mechanical pulp paper or paperboard for paper making purpose	-	115 610	-	41 647
4707900010	Recovered unsorted waste & scrap paper & paperboard for paper making purpose	103 546	378 016	14 981	54 333
4707900090	Recovered unsorted waste and scrap paper & paperboard for other purpose	411 437	1 846 247	52 185	199 265
4801001000	Newsprint, in rolls or sheets. weighing not more than 55 g/m2	12 805 880	104 989 221	6 306 706	51 708 381
4801009000	Newsprint, in rolls or sheets. weighing more than 55 g/m2	1 203	9 417	1 616	30 798
4802100000	Hand-made paper and paperboard	-	26	-	240
4802209000	Oth Paper and paperboard of a kind used as for photo sensitive,heat-sensitive	80 370	188 635	318 660	686 894
4802409000	Oth paper and paperboard, not containing fibres obtained by a mechanical	-	1 249	-	570
4802541900	Other paper and paperboard, not containing fibres Weighing < 40 g/m2	-	19 440	-	51 250
4802542900	Alumunium base paper, not containing fibres Weighing < 40 g/m2	81 448	134 397	95 149	159 371
4802549000	Alumunium base paper, not containing fibres Weighing < 40 g/m2	190 411	1 132 164	245 350	1 404 117
4802552000	Fancy paper and paperboard,purpose 40< weight <150 g/m,roll	-	74 851	-	154 666
4802554000	Base paper of a kind used manufature fib res, for oth purpose 40<weight<150 g/ml	87 704	1 274 769	53 443	773 301
4802559000	Oth paper,no fibres, for other purpose 40< weight <150 g/m,roll	37 351 341	262 398 628	24 900 695	176 454 298
4802569000	Other than Paper,no fibres, for other purpose 40< weight <150 g/m,sheet	118 800 360	986 093 038	92 093 700	775 283 129
4802579000	Other paper & paperboard, weight>40g/m2 and =< 150g/m2	51 876 572	486 190 765	34 634 725	325 522 882
4802582900	Oth fancy paper & paperboard,oth in roll width<=15cm/in rectang sheet<36cm	-	51 957	-	66 906
4802589000	Oth paper,no fibres, for other purpose weight >150 g/m	6 396 335	62 510 178	5 092 307	49 185 250
4802622000	Paper,fibres,banknotes,manuf of gypsum board,in sheets 435<oneside<297 mm	58 389	543 984	109 118	699 587
4802629000	Oth paper,fibres, for other purpose, in sheets with 435< one side <297mm	-	904 814	-	1 724 501
4802690000	Oth paper,fibres, for other not purpose, of fibres>10%, paper in roll	-	3 100	-	4 398
4803003000	Of Cellulose wadding or of web cellulose fibres toilet or farcial tissue stock	100	91 908	480	67 638
4803009000	Oth of cellulosa wading&tissue paper/ toilet/facial tissue stock&similar paper	41 094 847	388 588 600	40 992 283	397 428 982
4804110000	Kraftliner paper&paperboard,in rolls or sheets,unbleached	50 077	975 640	19 280	369 841
4804190000	Oth kraftliner paper&paperboard	13 424	184 234	10 484	181 997
4804290000	Oth composite papers, in rolls or sheets	-	44 637	-	21 482
4804319000	Other than kraft paper & wet strenght weighing 150 g/m,unbleached	-	64 535	-	83 133
4804399000	Oth adhesive tape,40-60g,not used in mnfact weigh <= 150g/m2,bleached	2 967 640	22 879 660	2 789 319	22 425 010
4804419000	Oth elect grade insulating kraft paper, 150<weighing <225 g/m,unbleached	65 710	527 384	27 327	217 802
4805110000	Oth uncoated paper&paperboard,in rolls fluting paper,	467 514	6 042 366	172 557	2 292 412
4805191000	Uncoated paper&paperboard,oth fluting paper	-	1 039 832	-	392 455

Tabel 3 : Ekspor Indonesia menurut Komoditi (Kode HS 10 digit)
Export of Indonesia by Commodity (10 digit of HS Code)

September 2016
September

Kode H S HS Code	Uraian golongan barang Group description	Berat bersih / Net weight (Kg)		Nilai / Value F.O.B. (U S \$)	
		Bulan ini Current month	Kumulatif Cum. Jan. to date	Bulan ini Current month	Kumulatif Cum. Jan. to date
(1)	(2)	(3)	(4)	(5)	(6)
4805199000	<i>Oth uncoated paper and paperboard, in rolls or sheets</i>	1 070 068	8 085 922	390 919	2 672 146
4805240000	<i>Uncoated paper&paperboard,testliner weighing 150 g/m2 or less</i>	-	3 281 597	-	1 307 101
4805251000	<i>Uncoated paper&paperboard,testliner weighing >= 150 g/m2</i>	-	146 175	-	66 937
4805309000	<i>Paper,sulphite wrapping paper, oth colored match wrapping paper</i>	-	12	-	91
4805400000	<i>Filter paper and paperboard</i>	-	0	-	16
4805500000	<i>Felt paper and paperboard</i>	2 245 224	18 629 542	1 122 786	8 937 621
4805919000	<i>Uncoated paper&paperboard,oth blotting, &joss paper,weighing150g/m or less</i>	3 368 388	14 241 533	1 655 181	7 622 885
4805929000	<i>Uncoated paper&paperboard of oth 150<weighing<225g/m</i>	147 135	954 557	51 327	441 097
4805931000	<i>Multi-ply paper and paperboard of weighing > 225g/m2</i>	445 997	6 034 362	193 106	2 820 876
4805939000	<i>Oth Multi-ply paper&Blotting paper of other weighing > 225g/m2</i>	13 127	22 758	15 118	19 483
4806200000	<i>Greaseproof papers</i>	170 450	3 394 485	212 883	4 684 544
4806300000	<i>Tracing papers</i>	-	16 445	-	60 328
4806400000	<i>Glassine and other glazed transparent or translucent papers</i>	51 787	615 887	73 501	1 264 833
4807000000	<i>Composite paper and paperboard not surface-coated or impregnated</i>	-	37 276	-	93 078
4808909000	<i>Oth than Paper&paperboard,oth embossed fancypaper used printing,cover,lining</i>	38 010	177 035	29 274	143 811
4809200000	<i>Self-copy paper</i>	1 792 422	11 880 340	2 161 625	15 866 062
4809901000	<i>Oth self-copy paper</i>	4 565 387	47 745 410	6 309 928	65 256 499
4809909000	<i>Oth self-copy paper</i>	22 372	22 372	47 600	47 600
4810131900	<i>Paper&paperboard for photo,heat,elect. in rolls papers of oth width <15cm</i>	86 817	331 964	191 993	693 499
4810139990	<i>Paper & paperboard for writing or printing in rolls of a width >15 cm</i>	4 616 456	52 231 129	5 053 272	54 487 631
4810149990	<i>Paper & paperboard for writing or printing in sheets & unfolded of a width >15cm</i>	8 396 820	77 299 773	6 185 772	58 897 588
4810191910	<i>Other Banknotes paper</i>	99 897	1 163 044	624 795	6 918 913
4810191990	<i>Other Paper & paperboard for writing or printing in sheets</i>	122 871	827 652	242 159	1 585 164
4810199990	<i>Other Paper & paperboard for writing or printing in sheets</i>	1 255 604	14 602 646	1 717 995	16 870 240
4810299100	<i>Oth paper of a kind used for printing,width 15cm<one side<36cm,unfolded</i>	-	15 067	-	40 421
4810299900	<i>Oth paper of a kind used for printing</i>	14 124 225	146 328 923	10 251 125	105 854 551
4810329000	<i>Kraft paper,paperboard, not for writing, other weight>150g/m2</i>	6 167	652 171	4 960	501 251
4810929000	<i>Other paper & paperboard, multiply oth rectang < 15 x 36 cm2</i>	8 935 795	76 819 885	4 679 897	41 048 139
4810999000	<i>Oth paper and paperboard of multiply oth rectang < 15 x 36 cm2</i>	-	5 657	-	30 001
4811102100	<i>Floor covering on a base of paper or paperboard,in roll <15cm, rect<15x36cm2</i>	-	5	-	8
4811109900	<i>Other bituminised/asphalted paper &paper board,in other size</i>	-	4 824	-	6 409
4811412000	<i>Gummed or adhesive paper&paperboard, self-adhesive,rectang<15x36cm2</i>	209 934	1 676 272	494 993	4 049 593
4811419000	<i>Gummed/adhesive paper&paperboard,oth self-adhesive,in other size</i>	242 674	2 094 477	588 711	5 246 697
4811499000	<i>Oth gummed or adhesive paper& paperboard,in other size</i>	-	196 459	-	429 769
4811592000	<i>Oth paper coated,impregnated/covered with plastics&aluminium foil</i>	-	34 000	-	26 400
4811599900	<i>Oth paper coated,impregnated/covered with plastic,unbleached,other size</i>	158 405	1 833 045	302 197	3 883 452

Tabel 3 : Ekspor Indonesia menurut Komoditi (Kode HS 10 digit)
Export of Indonesia by Commodity (10 digit of HS Code)

September 2016
September

Kode H S HS Code	Uraian golongan barang Group description	Berat bersih / Net weight (Kg)		Nilai / Value F.O.B. (U S \$)	
		Bulan ini Current month	Kumulatif Cum. Jan. to date	Bulan ini Current month	Kumulatif Cum. Jan. to date
(1)	(2)	(3)	(4)	(5)	(6)
4811909100	Flooring covering a paper,cellulose wadd web of cell fibres,other size	2 025	8 282	4 261	17 503
4811909900	Oth paper, paperboard,cellulose wadding web of cell fibres,other size	283 913	890 300	1 401 646	4 291 423
4812000000	Filter blocks,slabs&plates,of paper pulp	5 047	37 297	30 976	239 715
4813100000	Cigarette paper,in the form of booklets or tubes	-	19 651	-	48 175
4813200000	Cigarette paper,in the form in rolls of a width not exceeding 5 cm	1 632 015	15 215 927	3 077 756	27 521 417
4813901000	Cigarette paper,oth in the of booklets, tubes & in rolls,width <5 cm, coated	-	857	-	1 050
4813909000	Cigarette paper,oth in the of booklets, tubes & in rolls	136 707	1 166 343	816 729	5 545 382
4814200000	Wallpaper&similar wall coverings,consist of peper coated wth a grained,coloured	-	810	-	5 865
4814900000	window transparencies of paper	-	13	-	114
4816209000	Other self-copy paper (other than of 48.09)	-	12 825	-	16 978
4817100000	Envelopes	145 326	2 539 531	361 741	5 397 172
4817200000	Letter cards,plain postcards and corresp ondence cards	-	100	-	22 047
4817300000	Boxes,pouches,wallets & writing compendiums,of paper or paperboard	41 244	53 477	106 978	122 005
4818100000	Toilet paper	1 792 565	15 515 735	2 958 436	24 646 681
4818200000	Handkerchiefs,cleansing or facial tissues & towels	3 059 154	22 457 465	5 052 460	36 231 287
4818301000	Tablecloths	-	25 801	-	218 461
4818302000	Serviettes	83 601	467 066	139 334	801 886
4818500000	Articles of apparel & clothing, of paper pulp,paper	-	8	-	277
4818900000	Other articles of apparel & clothing, of paper pulp,paper	181 160	1 674 101	219 496	1 788 866
4819100000	Cartons,boxes & cases, of corrugated paper or paperboard	1 616 064	19 438 661	2 336 988	19 790 720
4819200000	Folding cartons,boxes&cases,of non-corrugated paper or paperboard	2 110 185	12 062 601	2 344 120	14 734 608
4819300000	Sacks&bags,having a base of a width of 40 cm or more	429 366	4 546 549	1 123 383	11 421 418
4819400000	Other sacks and bags, including cones	2 869 376	16 817 445	8 037 058	45 303 978
4819500000	Other packing containers,includ record sleeves	453 968	3 060 915	1 219 011	8 044 058
4819600000	Box files,letter trays,storage boxes& similar articles,used in offices,shops	93 315	679 357	203 746	1 383 083
4820100000	Registers,account books,note books,order books,diaries &similar articles	2 796 759	14 771 697	3 955 680	20 826 434
4820200000	Exercise books	3 817 698	32 314 055	4 781 515	37 662 744
4820300000	Binders(other than book covers),folders and file covers	267 407	2 443 752	492 472	4 025 708
4820400000	Manifold business forms& interleaved carbon sets	96 233	192 137	107 048	212 999
4820500000	Albums for samples or for collections	2 258	107 038	41 401	648 197
4820900000	Other exercise book,binders,manifold, albums	113 076	21 681 816	387 443	30 187 892
4821101000	Printed,labels of a kind for jewelery, incl objects personal carried in pocket	5	62	62	311
4821109000	Printed,oth labels of a kind for jewel ,incl objects personal carried in pocke	52	2 544	859	97 680
4821901000	Oth printed,labels of a kind for jewel ,incl objects personal carried in pocke	-	2	-	110
4821909000	Oth printed,oth labels of a kind for jewell incl objects personal carried in	92 010	2 002 671	194 634	4 074 223
4822101000	Cone of pulp of a kind used for winding textile yarn	187 968	2 354 206	203 384	2 105 003
4822109000	Bobbins,spools,cops&similar of pulp,oth of a kind used for winding textile yarn	34 936	462 095	34 489	461 926
4822909000	Other bobbins,spools,cops & similar	251 718	2 319 506	351 774	2 833 135
4823201000	Filter paper in rolls or sheets,in strips,rolls or sheets	53 550	1 038 620	23 518	459 752
4823209000	Othert filter paper in rolls or sheets	-	4	-	288
4823402100	Cardiograph recording paper	-	2	-	2
4823409000	Oth rolls,sheets&dials,printed for self- recording apparatus	100 298	864 084	146 295	1 408 271

Tabel 3 : Ekspor Indonesia menurut Komoditi (Kode HS 10 digit)
Export of Indonesia by Commodity (10 digit of HS Code)

September 2016
September

Kode H S HS Code	Uraian golongan barang Group description	Berat bersih / Net weight (Kg)		Nilai / Value F.O.B. (U S \$)	
		Bulan ini Current month	Kumulatif Cum. Jan. to date	Bulan ini Current month	Kumulatif Cum. Jan. to date
(1)	(2)	(3)	(4)	(5)	(6)
4823610000	Trays,dishes,plates,cups&the like,of paper or paperboard of bamboo	-	1	-	15
4823690000	Trays,dishes,plates,cups&the like,of paper or paperboard of oth than bamboo	655 750	5 622 934	1 935 881	17 524 258
4823901000	Coconing frames for silk-worms	-	22 273	-	26 219
4823909200	Joss paper	1 850 484	16 026 300	1 195 522	9 938 164
4823909600	Oth, cut to shape other than rectangular or square	-	100 364	-	177 131
4823909900	Other,cut to size/shape,other than in Strips, rolls or sheets	247 397	1 832 958	200 228	1 800 359
4901100000	Printed books,brochures and similar prin in single sheets, whether or not folded	49 095	313 058	169 705	1 482 360
4901910000	Dictionaries and encyclopedias, and serial instalments thereof	-	751	-	583
4901991000	Educational, technical, scientific, historical or cultural books	59 913	794 321	213 525	1 954 226
4901999000	Oth printed books,brochures, and similar printed	121 327	3 472 227	630 852	5 456 702
4902100000	Newspapers,journals & periodicals appearing at least four times a week	2 371	20 002	3 964	30 894
4902901000	Newspapers,journals & periodicals Oth appearing at least four times a week	341	1 611	2 502	19 876
4902909000	Other newspapers,journals & periodicals	916	23 338	2 989	72 087
4903000000	Childrens picture,drawing or coloring books.	5 307	47 426	15 167	276 214
4905100000	Globes	-	5	-	30
4905910000	Maps & hydrographic/similar charts of all kinds,in book form	193	2 522	616	5 008
4905990000	Other maps&hydrographic or similar charts of all kinds	31	2 072	79	7 943
4906001000	Plans&drawings,including photographic reproductions on sensitised paper	-	1	-	7
4906009000	Plans&drawings,including photographic reproductions on carbon copies	6	92	807	2 642
4907002900	ravanue and similar stamps,unused	-	11 017	-	85 568
4907004000	Stock,share/bond certificates&similar documents of title; cheque forms	84 335	157 347	983 138	2 826 090
4907009000	other similar stamps of current/new issue in the country in which they have	265 465	903 608	599 179	2 564 079
4908100000	Transfers (decalcomanias), vitrifiable	1 922	41 414	14 410	872 352
4908900000	Other transfers (decalcomanias), vitrifiable	19 599	149 625	232 810	1 714 169
4909000000	Printed/illustrated postcards, card greetings, messages/announcements	208 570	707 352	976 199	3 564 637
4910000000	Calendars of any kind,printed,including calendar blocks.	2 776	37 770	15 682	432 525
4911101000	Catalogues listing only education historical or cultural books&publication	1 338	11 741	5 746	70 562
4911109000	Oth trade advertising material, commercial catalogues and the like	54 530	209 208	273 590	1 497 584
4911912100	Wall pictures,anatomical or botanical diagrams and charts	11	11	112	112
4911912900	Other wall picture & diagrams for instructional purposes	-	332	-	3 194
4911913100	Printed picture & photograph,anatomical/ botanical diagram/charts	5 349	247 820	9 740	337 772
4911913900	Oth printed picture & photograph oth anatomical/botanical diagram/charts	47	741	296	5 378
4911919000	Other picture, designs & photograph	1 822	14 566	19 085	78 828
4911991000	Printed card for jewellery,small object personal adorenment/articles in pocket	603	7 983	4 024	26 986
4911992000	Printed labels for explosives	10	49	25	472
4911993000	Educational, technic,scientific,historis or cultural printed on a set of cards	-	76	-	5 337
4911999000	Oth printed card, printed labels, educational printed on a set of cards	8 494	76 902	216 944	1 101 825
5003000000	Silk waste (incl. cocoons unsuitable for reeling, yarn waste&garneted stock).	-	102	-	2 505

Tabel 3 : Ekspor Indonesia menurut Komoditi (Kode HS 10 digit)
Export of Indonesia by Commodity (10 digit of HS Code)

September 2016
September

Kode H S HS Code	Uraian golongan barang Group description	Berat bersih / Net weight (Kg)		Nilai / Value F.O.B. (U S \$)	
		Bulan ini Current month	Kumulatif Cum. Jan. to date	Bulan ini Current month	Kumulatif Cum. Jan. to date
(1)	(2)	(3)	(4)	(5)	(6)
5004000000	Silk yarn(oth than yarn spun from silk waste) not put up for retail sale.	28	579	50	520
5005000000	Yarn spun from silk waste,not put up for retail sale.	-	38 000	-	26 086
5006000000	Silk yarn & yarn spun from silk waste, put up for retail sale;silk-worm gut.	-	115	-	115
5007101000	Fabrics of noil silk: printed by the traditional batik process	-	80	-	703
5007201000	Oth fabrics,containing >=85% by weight o silk;printed by traditional batik proces	-	86	-	166
5007209010	Oth fabrics, containing >= 85% by weight of silk; printed bleached or unbleached	-	428	-	3 103
5007209090	Oth fabrics, containing >= 85% by weight of silk; other	-	123	-	2 397
5007901000	Oth fabrics; containing < 85% by weight of silk printed traditional batik proces	-	178	-	1 140
5007909090	Oth fabrics; containing < 85% by weight of silk	-	665	-	558
5101190000	Oth Shorn wool,not carded/combed,greasy, including fleece-washed wool	540	1 590	880	3 197
5103100000	Noils of wool/of fine animal hair incl. yarn waste but exclude garnett stock	-	738 879	-	557 815
5105390000	Fine animal hair, carded/combed Other of goats	-	800	-	3 822
5105400000	Coarse animal hair, carded/combed	-	1	-	90
5106100000	Yarn,carded wool > 85% by weight not put up for retail sale	-	4 427	-	108 013
5106200000	Yarn,carded wool < 85% by weight not put up for retail sale	4 317	5 885	293 714	325 656
5107100000	Yarn,combed wool > 85% by weight not put up for retail sale	7 103	95 443	53 621	599 871
5107200000	Yarn,combed wool < 85% by weight not put up for retail sale	-	1 820	-	729
5109100000	Yarn,wool/animal hair > 85% by weight, for retail sale	184	463	40 355	53 329
5109900000	Yarn,wool/animal hair < 85% by weight, for retail sale	-	70	-	85
5110000000	Yarn,coarse animal hair/of horsehair wether not put up for retail sale	2 644	19 244	1 730	11 623
5111119000	Woven fabric,carded,wool/animal hair>85% weight < 300 g/m;oth printed by batik	-	804	-	19 878
5111199000	Woven fabric,carded,wool/animal hair>85% weight>300 g/m;oth printed by batik	-	1 743	-	2 106
5112119000	Woven fabric,combed wool/animal hair>85% weight<200 g/m;oth printed by batik	20	3 653	559	89 957
5112191000	Woven fabric,combed wool/animal hair>85% weight>200 g/m;printed by batik process	-	400	-	1 200
5112199000	Woven fabric,combed wool/animal hair>85% weight>200 g/m;oth printed by batik	-	942	-	44 975
5112200000	Oth woven fabric,combed wool/animal hair mix mainly/solely wth man made filaments	-	93	-	2 403
5112300000	Oth woven fabric,combed wool/animal hair mix mainly/solely with staple fibres	-	35	-	890
5112900000	Oth woven fabric,combed wool or of fine animal hair.	4	1 147	147	25 195
5201000000	Cotton, not carded/combed.	195 587	1 296 884	390 511	1 676 426
5202100000	Yarn waste (including thread waste)	369 158	3 796 889	330 270	2 559 419
5202910000	Garnetted stock	57 034	919 837	38 393	636 279
5202990000	Cotton waste,not garnetted stock	2 123 155	20 613 158	5 400 444	23 917 710
5203000000	Cotton, carded/combed.	551 673	3 923 598	1 133 556	7 249 938
5204110000	Cotton sewing thread,not for retail sale cotton weight >=85%	-	482	-	7 882
5204190000	Cotton sewing thread,not for retail sale cotton weight < 85%	2 853	64 124	6 358	122 173
5204200000	Cotton sewing thread, wether for sale	106	1 646	130	43 728
5205110000	Single yarn,of uncombed fibres measuring > 714.29 decitex, cotton>85%	693 642	6 835 943	891 687	9 276 504

Tabel 3 : Ekspor Indonesia menurut Komoditi (Kode HS 10 digit)
Export of Indonesia by Commodity (10 digit of HS Code)

September 2016
September

Kode H S HS Code	Uraian golongan barang Group description	Berat bersih / Net weight (Kg)		Nilai / Value F.O.B. (U S \$)	
		Bulan ini Current month	Kumulatif Cum. Jan. to date	Bulan ini Current month	Kumulatif Cum. Jan. to date
(1)	(2)	(3)	(4)	(5)	(6)
5205120000	Single yarn of uncombed fibres measuring 232.58<decitex<714.29 , cotton>85%	5 781 174	45 994 327	14 904 783	108 289 039
5205130000	Single yarn of uncombed fibres measuring 192.31<decitex<232,56 ,cotton>85%	1 709 249	11 726 652	5 693 413	31 704 202
5205140000	Single yarn of uncombed fibres measuring 125<decitex<192.32 , cotton>85%	2 660 800	21 854 057	7 307 907	55 754 767
5205210000	Single yarn, of combed fibres measuring >714.29 decitex, cotton > 85%	39 145	3 657 156	109 819	7 938 948
5205220000	Single yarn, of combed fibres measuring 232,56<decitex<714.29 , cotton > 85%	635 702	8 498 612	2 614 292	24 655 593
5205230000	Single yarn, of combed fibres measuring 192,31<decitex<232,56 cotton > 85%	894 003	7 636 334	3 308 174	24 723 023
5205240000	Single yarn, of combed fibres measuring 125<decitex <192,31 , cotton > 85%	1 535 721	13 425 797	5 671 068	43 038 482
5205260000	Single yarn, of combed fibres measuring 106,38<decitex< 125 , cotton > 85%	11 577	74 183	80 628	628 855
5205270000	Single yarn, of combed fibres measuring 83,33<decitex<106,38 , cotton > 85%	4 309	256 777	30 848	1 248 214
5205280000	Single yarn, of combed fibres measuring < 83,33 decitex, cotton > 85%	-	13 467	-	119 612
5205310000	Multiple yarn, of uncombed fibres measure >714.29 decitex, cotton > 85%	-	164 730	-	311 873
5205320000	Multiple yarn, of uncombed fibres measure 232.56<decitex<714.29, cotton>85%	401 583	1 922 883	1 044 410	4 726 349
5205330000	Multiple yarn, of uncombed fibres measure 192.31<decitex<232.31, cotton>85%	130 773	550 211	433 198	1 767 940
5205340000	Multiple yarn, of uncombed fibres measure 125<decitex<192.31, cotton>85%	185 965	541 206	557 616	1 674 266
5205350000	Multiple yarn, of uncombed fibres measure < 125 decitex, cotton > 85%	33 024	305 174	83 008	832 605
5205420000	Multiple yarn, of combed measuring 232.56<decitex<714.29, cotton >85%	2 942	85 004	20 312	340 434
5205430000	Multiple yarn, of combed measuring 192.31<decitex<232.56, cotton >85%	45 214	208 986	122 258	758 177
5205440000	Multiple yarn, of combed measuring 125<decitex< 192.31, cotton >85%	67 359	432 111	300 457	1 781 810
5205460000	Multiple yarn, of combed measuring 106,38<decitex< 125 ,cotton >85%	-	6 398	-	41 135
5205470000	Multiple yarn, of combed measuring 83.33< decitex < 106.38 ,cotton >85%	-	16 819	-	114 185
5205480000	Multiple yarn, of combed measuring < 83.33 decitex, cotton >85%	7 258	156 447	63 196	1 499 352
5206110000	Single yarn of uncombed fibres, measuring >714,29or decitex, cotton <85%	884 946	6 885 401	984 756	7 952 058
5206120000	Single yarn of uncombed fibres, measuring 232,56<decitex<714.29 , cotton< 85%	126 844	1 635 466	219 882	3 362 960
5206130000	Single yarn of uncombed fibres, measuring 192.31< decitex <232.56 ,cotton<85%	21 581	152 051	42 156	326 483
5206140000	Single yarn of uncombed fibres, measuring 125< decitex < 192.31 ,cotton<85%	14 746	447 812	46 262	1 792 921
5206210000	Single yarn, of combed fibres, measuring >714.29 desitex, cotton<85%	654 566	5 521 711	747 676	7 118 211
5206220000	Single yarn, of combed fibres, measuring 232.56<decitex<714.29 , cotton<85%	565 823	5 324 910	1 482 067	13 261 035
5206230000	Single yarn, of combed fibres, measuring 192.31< decitex <232.56 ,cotton<85%	1 376 279	11 089 682	3 517 918	28 621 823
5206240000	Single yarn, of combed fibres, measuring 125<decitex< 192.31 ,cotton<85%	223 508	2 478 702	666 965	7 119 082
5206310000	Multiple yarn, of uncombed measuring > 714.29 decitex, cotton<85%	-	18 000	-	19 117
5206320000	Multiple yarn, of uncombed measuring 232.56<decitex< 714.29,cotton<85%	-	6 430	-	31 445
5206340000	Multiple yarn, of uncombed measuring 125 <decitex< 192.31,cotton<85%	24	380	100	10 184

Tabel 3 : Ekspor Indonesia menurut Komoditi (Kode HS 10 digit)
Export of Indonesia by Commodity (10 digit of HS Code)

September 2016
September

Kode H S HS Code	Uraian golongan barang Group description	Berat bersih / Net weight (Kg)		Nilai / Value F.O.B. (U S \$)	
		Bulan ini Current month	Kumulatif Cum. Jan. to date	Bulan ini Current month	Kumulatif Cum. Jan. to date
(1)	(2)	(3)	(4)	(5)	(6)
5206420000	Multiple yarn,of combed fibres measuring 232,56 <decitex< 714.29, cotton<85%	-	19 687	-	50 627
5206430000	Multiple yarn,of combed fibres measuring 191.31 <decitex< 232.56, cotton<85%	38 288	198 240	152 204	674 030
5206440000	Multiple yarn,of combed fibres measuring 125 <decitex< 191.31,cttn<85%	-	19 642	-	86 690
5207100000	Cotton yarn(oth sewing thread) retail sale,>=85% cotton by weight	-	10 379	-	78 841
5207900000	Cotton yarn(oth sewing thread) retail sale,< 85% cotton by weight	465	1 253	310	1 320
5208110000	Woven fabrics of cotton, unbleached weighing <= 100 g/m, >=85% cotton	44 779	356 565	323 256	2 747 559
5208120000	Woven fabrics of cotton, unbleached 100<weighing<200 g/m, >=85% cotton	888 127	9 221 930	3 720 882	38 335 865
5208130000	Woven fabrics cotton,unbleached,3or4 thread twill ,<200g/m,>=85%of cttn	55 790	741 993	232 876	3 121 859
5208190000	Oth Woven fabrics cotton, unbbleach, <200g/m,>=85%of cotton	75 561	976 993	521 884	10 483 428
5208210000	Woven fabrics of cotton,bleached,plein weeve,weighing<100g/m,>=85%of cotton	5 590	27 284	130 163	390 213
5208220000	Woven fabrics of cotton,bleached,plein weave,100<weigh<200 g/m, >=85% cotton	36 666	207 055	383 413	2 044 506
5208230000	Woven fabrics cotton,bleached,3/4 thread twill ,weighing<200g/m,>=85%of cttn	-	18 589	-	166 308
5208290000	Other Woven fabrics cotton,bleached, <200g/m,>=85%of cotton	23 617	182 349	212 473	1 776 661
5208310010	Woven fabrics cotton,dyed,voille/chemi volle,weight <100 g/m,>=85%of cotton	-	622	-	5 602
5208310090	Other woven fabrics of cotton,dyed, weighing<200 g/m, >=85%of cotton	3	49 433	48	424 840
5208320000	Woven fabrics of cotton,dyed,plain weave weave ,weight <100 g/m,>=85%of cotton	32 550	451 598	266 004	3 975 977
5208330000	Woven fabrics,dyed, 3-thread/4-thread twill,weighing<200 g/m, >=85%of cotton	-	259	-	4 210
5208390000	Other woven fabrics of cotton,dyed, weighing<200 g/m, >=85%of cotton	11 730	206 410	155 534	2 904 294
5208410010	String Woven fabrics, cont>=85% ofcotton ,of diff colour yarn, weigh < 100 g/m	30	297	1 623	7 385
5208410090	Oth woven fabrics, cont >=85% of cotton, of diff colour yarn, weigh < 100 g/m	358	50 079	5 341	730 507
5208420090	Oth Woven fabrics, cont >= 85% of cotton of diff colour yarn, weigh > 100 g/m	3 605	45 356	67 204	521 752
5208430000	3-thread/4-thread twill, including cross weighing > 100 g/m,>=85%of cotton	-	678	-	9 071
5208490000	Other fabrics of different color, weighing<200 g/m, >=85%of cotton	44	111 610	1 105	1 825 487
5208511000	Plain weave,weinghing <=100g/m2 printed by the traditional batik process	5 662	9 160	137 255	192 328
5208519000	Plain weave,weinghing <=100g/m3, not printed by the traditional batik process	8 080	58 826	77 686	370 544
5208521000	Plain weave,weinghing >100g/m2 printed by the traditional batik process	34 926	313 663	520 192	4 346 936
5208529000	Plain weave,weinghing >100g/m3, not printed bythe traditional batik proces	70 440	629 602	915 992	8 214 723
5208591000	Other fabrics; printed by traditional batik process,<200 g/m, >=85% cotton	5 781	66 609	119 170	955 768
5208599000	Other fabrics; not printed traditional batik process,<200 g/m, >=85% cotton	25 292	369 785	169 634	2 834 155
5209110000	Plain weave,unbleached cont.>=85% of cotton, weight >200 g/m2	50 311	390 596	462 937	3 970 118
5209120000	3-thread/4-thread twill,unbleached,>=85% of cotton, weight > 200g/m2	138 399	756 933	512 269	2 668 466
5209190000	Other fabrics unbleached,>=85% cotton ,weighing > 200 g/m2	23 888	156 443	83 900	825 952

Tabel 3 : Ekspor Indonesia menurut Komoditi (Kode HS 10 digit)
Export of Indonesia by Commodity (10 digit of HS Code)

September 2016
September

Kode H S HS Code	Uraian golongan barang Group description	Berat bersih / Net weight (Kg)		Nilai / Value F.O.B. (U S \$)	
		Bulan ini Current month	Kumulatif Cum. Jan. to date	Bulan ini Current month	Kumulatif Cum. Jan. to date
(1)	(2)	(3)	(4)	(5)	(6)
5209210000	Woven fabric bleached ,Plain weave >=85% cotton, weighing > 200 g/m2;	-	24 443	-	43 771
5209220000	3-thread/4-thread twill,bleached,>=85% weighing>200g/m	1 720	91 932	35 318	1 151 178
5209290000	Other woven fabric bleached ,cont 85% of cotton weight > 200 g/m2	228	6 234	1 294	56 202
5209310000	Woven fabrics dyed, plain weave,cont.85% of cotton, weight > 200 g/m2	907	3 994	6 259	42 922
5209320000	3or4 thread incl cross twill,dyed,>= 85%, weight>200g/m	12 010	146 620	125 592	1 206 160
5209390000	Other woven fabrics,dyed, cont.85% of cotton,weight > 200 g/m2	-	13 198	-	94 923
5209420000	Woven fabrics of yarn different colours, denim,>=85% cotton, weight>200g/m	102 395	1 322 111	665 468	7 227 646
5209430000	3/4 thread twill,yarn different colours, plain weave,>=85% ctnn, wght>200g/m	2 728	86 708	20 970	572 146
5209490000	Other woven fabrics of yarn different colours,>=85% ctnn, wght>200g/m	376	2 758	5 675	28 224
5209511000	Woven fabrics, plain weave, printed by batik process,>=85% ctnn, wght>200g/m	-	57 408	-	670 319
5209519000	Woven fabrics, plain weave, not printed by batik process,>=85% ctnn, wght>200g/m	-	5 916	-	35 044
5209599000	Other woven fabrics, not printed by batik process,>=85% ctnn, wght>200g/m	19 800	235 129	357 146	4 173 722
5210110000	Woven fabric,unbleached; plain weave < 85% cotton,weight<200g/m2:	393 873	4 730 170	1 834 951	18 768 805
5210190000	Other woven fabric,unbleached; plain weave < 85% cotton,weight<200g/m2	8 296	84 888	76 573	623 460
5210210000	Woven fabric,bleached; plain weave < 85% cotton,weight<200g/m2:	28 211	256 153	254 648	2 554 265
5210290000	Other woven fabric,bleached; plain weave < 85% cotton,weight<200g/m2	8 795	88 042	93 449	946 532
5210310000	Woven fabric,dyed; plain weave < 85% cotton,weight<200g/m2:	26 341	374 279	258 469	3 419 424
5210320000	Woven fabric,dyed;3/4-thread twill incl cross twill,< 85% cotton,weight<200g/m2	219	6 312	1 917	63 855
5210390000	Other woven fabric,dyed; < 85% cotton, weight<200g/m2:	3 243	9 819	38 059	115 700
5210410010	String weave,of yarn of different colour < 85% cotton,weight<200g/m2	34 003	175 319	224 181	1 291 004
5210410090	Woven fabric,different colour,not string weave,< 85% cotton,weight<200g/m2	1 751	6 728	25 524	80 967
5210490000	Other woven fabric,different colour, plain weave,< 85% cotton,weight<200g/m2	2 762	75 836	21 683	420 336
5210519000	Woven fabric,plain weave, not printed by batik process,< 85% cotton,weight<200g/m	-	10	-	48
5210599000	Other woven fabric,not printed by batik process,< 85% cotton,weight<200g/m	-	1 229	-	10 782
5211110000	Woven fabric,unbleached;plain weave ,< 85% cotton,weight>200g/m2	11 692	345 401	87 753	1 187 405
5211120000	Woven fabric,3/4 thread twill,unbleached ,<85% ctnn, weight>200g/m2	17 121	138 293	91 615	712 147
5211190000	Other woven fabric,unbleached, < 85% cotton,weight>200g/m2	22 662	161 241	32 009	906 193
5211310000	Woven fabric,dyed;plain weave,< 85% of cotton,weight>200g/m2	23	27	2 247	2 331
5211320000	Woven fabric,3/4 thread twill,dyed,< 85% of cotton,weight>200g/m2	27	33 305	289	231 343
5211390000	Other woven fabric,dyed;< 85% of cotton ,weight>200g/m2	108 834	758 853	656 078	4 535 266
5211410090	Woven fabric,different colour,not string weave,< 85% cotton,weight>200g/m2	510	6 146	4 249	42 932
5211420000	Woven fabric,different colour,denim, < 85% cotton,weight>200g/m2	18	66 069	134	1 471 419

Tabel 3 : Ekspor Indonesia menurut Komoditi (Kode HS 10 digit)
Export of Indonesia by Commodity (10 digit of HS Code)

September 2016
September

Kode H S HS Code	Uraian golongan barang Group description	Berat bersih / Net weight (Kg)		Nilai / Value F.O.B. (U S \$)	
		Bulan ini Current month	Kumulatif Cum. Jan. to date	Bulan ini Current month	Kumulatif Cum. Jan. to date
(1)	(2)	(3)	(4)	(5)	(6)
5211490000	<i>Oth fabrics of different colours < 85% cotton,weight>200g/m2</i>	659	17 164	8 742	111 179
5211519000	<i>Woven fabric,plain weave,not printed by batik procs,< 85% cotton,weight>200g/m3</i>	-	20	-	48
5211599000	<i>Other Woven fabric,not printed by batik < 85% cotton,weight>200g/m3</i>	-	7 067	-	49 686
5212110000	<i>Oth wovenfabric ofcotton weight<=200g/m2 unbleached</i>	-	19 131	-	71 979
5212120000	<i>Oth wovenfabric ofcotton weight<=200g/m2 bleached</i>	100	886	684	3 537
5212130000	<i>Oth wovenfabric ofcotton weight<=200g/m2 dyed</i>	43 802	141 421	181 713	759 985
5212140000	<i>Oth wovenfabric ofcotton weight<=200g/m2 of yarns of different colours</i>	5 157	54 586	27 744	235 580
5212151000	<i>Oth wovenfabric ofcotton weight<=200g/m2 printed by the traditional batik process</i>	-	150	-	3 528
5212159000	<i>Oth wovenfabric ofcotton weight<=200g/m2 not printed by traditional batik process</i>	122 334	1 288 519	1 046 508	11 004 475
5212210000	<i>Oth wovenfabric ofcotton weight>200g/m2 unbleached</i>	-	1 303	-	10 068
5212220000	<i>Oth wovenfabric ofcotton weight>200g/m2 bleached</i>	-	153	-	2 166
5212251000	<i>Oth wovenfabric ofcotton weight>200g/m2 printed by the traditional batik process</i>	-	334 264	-	3 984 219
5212259000	<i>Oth wovenfabric ofcotton weight>200g/m2 not printed by traditional batik process</i>	86	1 722	462	22 369
5303100000	<i>Jute & oth textile bast fibres, raw/ retted</i>	-	8	-	3 541
5303900000	<i>Jute & oth textile bast fibres,not raw/ retted</i>	907	907	380	380
5305001000	<i>Sisal & oth textile fibres of the genus ageve;tow & waste of these fibras</i>	-	110 683	-	30 999
5305002011	<i>Textile fibres Of coconut (coir), raw</i>	956 572	9 659 682	219 711	2 649 261
5305002019	<i>Textile fibres Of coconut (coir), other</i>	724 892	11 363 324	153 582	2 555 926
5305002029	<i>Textile fibres Of abaca; other raw</i>	442 300	1 762 068	163 303	638 768
5305009010	<i>Textile fibres; of ramie fibres</i>	90	90	24	24
5305009090	<i>Textile fibres; other of ramie</i>	147 250	1 781 344	42 475	478 558
5308909000	<i>Other yarn of other vegetable textile fi</i>	-	2	-	799
5309119000	<i>Woven fabrics of flax cont>=85%by weight unbleached or not;not printed batik prcs</i>	-	5 103	-	29 686
5309199000	<i>Other Woven fabrics,flax cont>=85%weight not print by traditional batik proces</i>	-	873	-	19 092
5309299000	<i>Woven fabrics of flax cont<85% by weight oth; not printed by the batik process</i>	13	203	201	2 750
5310100010	<i>Woven fabrics of jute or of oth textile Unbleached; plain</i>	-	170	-	201
5311009000	<i>Woven fabrics of oth vegetable textile fibres&paper yarn; not print by batik pr</i>	-	180	-	1 765
5401101000	<i>Sewing thread of man-made flment of synthetic filaments; for retail sale</i>	-	2 132	-	1 506
5401109000	<i>Sewing thread of man-made flment of synthetic filaments; not for retail sale</i>	28 089	190 090	82 028	1 536 435
5401201000	<i>Sewing thread of man-made flment of artificial filaments; for retail sale</i>	-	40 000	-	125 718
5401209000	<i>Sewing thread of man-made flment of artificial filaments;not for retail sale</i>	425	11 689	4 687	136 430
5402110000	<i>Syntthatic filamentyarn (oth than sewing High tenacity yarn of nylon/oth; aramids</i>	47	465	163	7 383
5402190000	<i>Syntthatic filamentyarn (oth than sewing High tenacity yarn of nylon/oth; other</i>	1 077 367	8 281 403	3 196 677	25 017 825
5402200000	<i>Syntthatic filamentyarn (oth than sewing High tenacity yarn of polyesters</i>	1 282 482	13 681 631	2 318 770	23 423 920
5402310000	<i>Textured yarn of nylon/oth polyamides measuring single yarn <= 50 tex</i>	375 751	2 705 389	1 112 382	7 811 415
5402320000	<i>Textured yarn of nylon/oth polyamides measuring single yarn > 50 tex</i>	-	13 414	-	65 885
5402330000	<i>Textured yarn of polyesters</i>	6 999 077	63 162 396	10 611 593	96 500 393

Tabel 3 : Ekspor Indonesia menurut Komoditi (Kode HS 10 digit)
Export of Indonesia by Commodity (10 digit of HS Code)

September 2016
September

Kode H S HS Code	Uraian golongan barang Group description	Berat bersih / Net weight (Kg)		Nilai / Value F.O.B. (U S \$)	
		Bulan ini Current month	Kumulatif Cum. Jan. to date	Bulan ini Current month	Kumulatif Cum. Jan. to date
(1)	(2)	(3)	(4)	(5)	(6)
5402340000	Textured yarn of polypropylene synthetic filament	300	15 675	1 227	52 451
5402390000	Other texture synthetic filament yarn	34	975	163	3 144
5402440000	Oth yarn, single, with a twist or not<50 turn/m; elastomeric	1 693	81 384	9 708	525 220
5402450000	Oth yarn, single, with a twist or not<50 turn/m; oth, of nylon/oth polyamides	754 576	5 819 694	2 390 917	18 565 656
5402460000	Oth yarn, single, with a twist or not<50 turn/m; oth, of polyesters,part oriented	2 391 058	25 639 585	2 614 652	26 244 976
5402470000	Oth yarn, single, with a twist or not<50 turn/m; oth, of pollester	4 785 440	43 537 055	6 985 626	64 208 690
5402480000	Oth yarn, single, with a twist or not<50 turn/m; oth, of polipropilena	5 893	118 868	19 158	404 221
5402490000	Oth yarn, single, oth thn, of elast, nyl polyester,polypropylene,<=50 trn/mt	-	10 523	-	53 994
5402510000	Oth yarn, single, with a twist or not>50 turn/m; of nylon or oth polyamides	5 670	35 641	21 954	155 408
5402520000	Oth yarn, single, with a twist or not>50 turn/m; of nylon or oth polyesters	46 860	992 447	78 681	1 853 115
5402591000	Oth yarn, single, with a twist or not>50 turn/m; other; of polyproplene	-	12 060	-	28 963
5402599000	Oth yarn, single, with a twist or not>50 turn/m; other; other	-	19 472	-	33 892
5402610000	Oth yarn, multiple or cable of nylon or polyamides	173 716	1 482 381	1 385 969	11 994 046
5402620000	Oth yarn, multiple or cable of polyesters	335 825	995 774	540 164	2 694 167
5402691000	Oth yarn, multiple or cable of other : polypropylene	749	15 226	3 086	23 147
5402699000	Oth yarn, multiple or cable of other : oth than polypropylene	-	3 034	-	13 640
5403100000	Artificial filament yarn (not sewing) hight tenacity yarn of viscose rayon	1	61 781	4	147 861
5403311000	Artificial filament yarn,oth yarn,single of viskosa twist/not <120 turn/m;texture	21 773	43 546	65 107	129 031
5403329000	Artificial filament yarn,oth yarn,single of viskosa twist/not >120 turn/m; other	7 930	14 758	57 942	124 023
5403399000	Artificial filament yarn,oth yarn,single of other : oth textured yarn	1	4 139	1	58 959
5403419000	Artificialfilament yarn,oth yarn,multiple or cable: of viscose rayon; oth texture	-	15 148	-	97 426
5403429000	Artificialfilament yarn,oth yarn,multiple or cable: ofcelluloseacetat; oth	-	79	-	4 635
5403499000	Artificialfilament yarn,oth yarn,multiple or cable: of other ; oth textured yarn	284	3 760	553	13 891
5404110000	Synth monfilament of elastomeric >=67 decitex,dimension<=1mm, width<=5mm	-	24 048	-	39 028
5404190000	Synth monfilament other >=67decitex dimension<=1mm, width<=5mm	-	5 032	-	26 506
5404900000	Synthetics other than filaments exceeds <1 mm, width <= 5 mm	298 468	1 772 866	1 125 980	4 935 282
5406000000	Man-made filament yarn(oth than sewing thread) put up for retail sale	-	50	-	300
5407102010	Woven fabrics of synt filament yarn from high of nylon/oth :tyre fabric;unbleache	-	24 001	-	9 601
5407102090	Woven fabrics of synt filament yarn from high of nylon/oth :tyre fabric; oth	5 602	63 798	345 314	3 000 932
5407109010	Woven fabrics of synt filament yarn from high of nylon/oth : other ; unbleache	20 442	182 164	158 837	1 565 004
5407109090	Woven fabrics of synt filament yarn from high of nylon/oth : other ; other	1 367 089	13 700 092	11 388 841	111 259 778
5407200000	Woven fabrics of synt filament yarn woven fabricsobtained from strip/thelike	535 532	6 275 460	841 441	9 189 235
5407300000	Woven fabrics of synt filament yarn fabrics specified in nota 9to section XI	-	988	-	8 347
5407411000	Woven nylon mesh fabric of untwisted weight >=85% of flmnt of nyln/polyamides	108	4 440	460	37 478

Tabel 3 : Ekspor Indonesia menurut Komoditi (Kode HS 10 digit)
Export of Indonesia by Commodity (10 digit of HS Code)

September 2016
September

Kode H S HS Code	Uraian golongan barang Group description	Berat bersih / Net weight (Kg)		Nilai / Value F.O.B. (U S \$)	
		Bulan ini Current month	Kumulatif Cum. Jan. to date	Bulan ini Current month	Kumulatif Cum. Jan. to date
(1)	(2)	(3)	(4)	(5)	(6)
5407419000	<i>Oth woven nylon mesh fabric of untwisted weight >=85% of flmnt of nyl/polyamides</i>	1 344	13 105	13 152	97 708
5407420000	<i>Woven fabrics of synt filament yarn from nylon cont >85% ; dyed</i>	28 462	224 870	301 022	3 204 975
5407440000	<i>Woven fabrics of synt filament yarn from nylon cont >85% ; printed</i>	-	7 373	-	44 487
5407510000	<i>Woven fabrics of synt filament yarn from polyester cont >85% ; unbleached or not</i>	43 732	2 526 172	184 112	12 369 698
5407520000	<i>Woven fabrics of synt filament yarn from polyester cont >85% ; dyed</i>	847 327	14 266 273	5 406 505	95 405 205
5407530000	<i>Woven fabrics of synt filament yarn from polyester cont >85% ;ofyarn of different</i>	36 214	289 353	285 368	2 560 441
5407540000	<i>Woven fabrics of synt filament yarn from polyester cont >85% ; printed</i>	384 910	6 273 389	3 260 709	50 281 183
5407610010	<i>Oth woven fabrics,cont>=85% of by weight ofnontextured polyst filamnt:bleached&no</i>	370 721	2 679 852	3 190 093	23 977 047
5407610090	<i>Oth woven fabrics,cont>=85% of by weight ofnontextured polyst filamnt: other</i>	502 459	5 788 647	4 124 283	42 449 876
5407690010	<i>Oth woven fabrics,cont>=85% of by weight of polyst filamnt: unbleached orbleached</i>	27 120	250 013	106 118	1 009 494
5407690090	<i>Oth woven fabrics,cont>=85% of by weight of polyst filamnt: other</i>	1 053	39 185	18 004	434 586
5407710000	<i>Oth woven fabrics,cont>=85% of by weight of synthet filamnt:unbleached orbleached</i>	556 532	4 682 700	1 450 575	12 330 832
5407720000	<i>Oth woven fabrics,cont>=85% of by weight of synthet filamnt: dyed</i>	448 828	4 785 655	2 823 838	33 450 101
5407730000	<i>Oth woven fabrics,cont>=85% of by weight of synthet filamnt: of yarn of different</i>	635 159	5 118 441	4 517 368	36 833 476
5407740000	<i>Oth woven fabrics,cont>=85% of by weight of synthet filamnt: printed</i>	254 286	1 850 603	2 449 744	16 636 342
5407810000	<i>Oth woven fabrics,cont<85% of by weight of synthet filamnt-mixed; bleached or no</i>	12 931	62 393	164 804	488 788
5407820000	<i>Oth woven fabrics,cont<85% of by weight of synthet filamnt-mixed; dyed</i>	-	3 504	-	18 082
5407830000	<i>Oth woven fabrics,cont<85% of by weight of synthet filamnt-mixed;ofyarn diferent</i>	2 732	61 904	16 648	396 179
5407840000	<i>Oth woven fabrics,cont<85% of by weight of synthet filamnt-mixed; printed</i>	16	2 207	396	45 756
5407910000	<i>Woven fabrics of synt filament yarn of other woven fabric; unbleached or not</i>	332 925	1 919 191	1 352 370	8 436 685
5407920000	<i>Woven fabrics of synt filament yarn of other woven fabric; dyed</i>	130	23 782	670	277 623
5407930000	<i>Woven fabrics of synt filament yarn of other woven fabric;of yarn different clr</i>	5 022	71 011	22 178	403 532
5407940000	<i>Woven fabrics of synt filament yarn of other woven fabric; printed</i>	7 315	47 776	58 228	485 195
5408100010	<i>Woven fabrics ofartificial filament yarn fromhigh tenacty yarnof viscose:unbleach</i>	-	37 448	-	283 844
5408100090	<i>Woven fabrics ofartificial filament yarn from high tenacity yarn of viscose: oth</i>	92 354	583 935	761 825	4 589 277
5408210000	<i>Woven fabrics ofartificial filament yarn cont >85% weight : unbleached or no</i>	15 385	19 883	12 088	23 209
5408220000	<i>Woven fabrics ofartificial filament yarn cont >85% weight or strip/the like: dyed</i>	-	96 293	-	808 242
5408230000	<i>Woven fabrics ofartificial filament yarn cont >85% weight:of yarn ofdifferent clr</i>	-	85 485	-	232 881
5408240000	<i>Woven fabrics ofartificial filament yarn cont >85% weight or strip/the like:print</i>	10 985	92 793	65 621	461 531
5408310000	<i>Woven fabrics ofartificial filament yarn oth woven fabric: unbleached or bleached</i>	1 162	4 391	2 640	9 570
5408320000	<i>Woven fabrics ofartificial filament yarn oth woven fabric: dyed</i>	1 906	4 858	13 742	55 139
5408330000	<i>Woven fabrics ofartificial filament yarn oth woven fabric:of yarn ofdifferent clr</i>	-	612	-	711

Tabel 3 : Ekspor Indonesia menurut Komoditi (Kode HS 10 digit)
Export of Indonesia by Commodity (10 digit of HS Code)

September 2016
September

Kode H S HS Code	Uraian golongan barang Group description	Berat bersih / Net weight (Kg)		Nilai / Value F.O.B. (U S \$)	
		Bulan ini Current month	Kumulatif Cum. Jan. to date	Bulan ini Current month	Kumulatif Cum. Jan. to date
(1)	(2)	(3)	(4)	(5)	(6)
5408340000	Woven fabrics of artificial filament yarn other than woven fabric: printed	-	128	-	314
5501100000	Synthetic filament tow of nylon or other polyamides	132 900	4 620 035	129 293	10 154 841
5501200000	Synthetic filament tow of polyesters	1 235	15 167	5 022	218 564
5501300000	Synthetic filament tow of acrylic or modacrylic	7 620	67 920	30 222	133 932
5501400000	Synthetic filament tow of polypropylene	-	40	-	96
5501900000	Synthetic filament tow Other	-	1 093	-	17 072
5502000000	Artificial filament tow	40 000	138 017	247 400	765 572
5503190000	Synthetic staple fibres of nylon or other polyamides of other than aramids	-	333	-	640
5503200000	Synthetic staple fibres of polyesters	10 108 639	106 166 455	10 613 142	109 603 108
5503300000	Synthetic staple fibres of acrylic or modacrylic	-	8 794	-	39 415
5503400000	Synthetic staple fibres of polypropylene	326	326	4 412	4 412
5503900010	Synthetic staple fibres of other : of viscose rayon	-	40	-	658
5503900090	Synthetic staple fibres of other : other than viscose rayon	76 684	768 628	162 277	1 641 190
5504100000	Artificial staple fibres not carded, combed otherwise process for spin: of rayon viscose	12 757 144	118 095 112	24 609 634	186 089 011
5504900000	Artificial staple fibres not carded, combed otherwise process for spin: other rayon viscose	-	3	-	16
5505100000	Waste of man-made fibres of synthetic fibres	569 337	5 151 371	382 523	3 575 228
5506100000	Synthetic staple fibres carded, combed or otherwise process for spin: of nylon/other polyamid	23	2 862	940	14 134
5506200000	Synthetic staple fibres carded, combed or otherwise process for spin: of polyesters	626	4 701	2 625	74 045
5506300000	Synthetic staple fibres carded, combed or otherwise process for spin: acrylic/modacrylic	-	105	-	387
5506900000	Synthetic staple fibres carded, combed or otherwise process for spin : other	-	4 682	-	15 451
5508109000	Sewing thread of man-made staple fibres whether for sale or not: other	156 399	1 460 488	820 310	7 823 866
5508209000	Sewing thread of man-made staple fibres whether for sale or not: other	876	4 105	723	6 129
5509110000	Single yarn content >=85% by weight of staple fibres of nylon/other polyamides	10	4 224	16	15 500
5509120000	Multiple/cabled yarn content >=85% by weight of staple fibre of nylon/other poly	25 000	118 226	96 067	395 013
5509210000	Single yarn content >=85% by weight of polyester staple fibres	12 395 956	113 992 481	22 064 740	196 577 291
5509220000	Multiple (folded)/cabled yarn content >=85% of polyester staple fibres	1 744 194	16 904 333	4 515 355	43 425 132
5509310000	Single yarn content >=85% by weight of acrylic/modacrylic staple fibres	440 363	4 890 310	1 601 839	16 031 662
5509320000	Multiple/cabled yarn content >=85% by weight of acrylic/modacrylic staple fibres	3 173 511	28 082 052	9 647 337	83 090 211
5509410000	Single yarn content >=85% by weight of synthetic staple fibres	4 020	47 434	30 839	375 204
5509420000	Multiple (folded)/cabled yarn content >=85% of synthetic staple fibres	59 500	375 090	214 663	1 549 225
5509510000	Other yarn of polyester staple fibres mixed mainly with artificial staple fibres	7 213 467	79 194 789	15 960 693	168 651 158
5509529000	Other yarn of polyester staple fibres, other mixed mainly/solely with wool/animal hair	-	100	-	450
5509530000	Other yarn of polyester staple fibres mixed mainly/solely with cotton	2 951 128	35 717 029	7 323 757	80 585 539
5509590000	Other yarn of polyester staple fibres other	22 753	252 922	24 421	276 155
5509610000	Other yarn of acrylic/modacrylic staple fibre mixed mainly/solely with wool/animal hair	84 681	762 491	661 430	5 831 838
5509620000	Other yarn of acrylic/modacrylic staple fibre mixed mainly/solely with cotton	2 106	114 812	12 816	609 167
5509690000	Other yarn of acrylic/modacrylic staple fibre other	449 745	3 396 370	2 529 076	20 408 290
5509920000	Other yarn mixed mainly/solely with cotton	10 080	47 568	35 761	171 517
5509990000	Other yarn mixed other than wool/ fine animal hair & cotton	45 225	220 111	41 227	201 044

Tabel 3 : Ekspor Indonesia menurut Komoditi (Kode HS 10 digit)
Export of Indonesia by Commodity (10 digit of HS Code)

September 2016
September

Kode H S HS Code	Uraian golongan barang Group description	Berat bersih / Net weight (Kg)		Nilai / Value F.O.B. (U S \$)	
		Bulan ini Current month	Kumulatif Cum. Jan. to date	Bulan ini Current month	Kumulatif Cum. Jan. to date
(1)	(2)	(3)	(4)	(5)	(6)
5510110000	Single yarn cont >=85% by weight of artificial staple fibres	12 368 281	135 322 960	33 636 213	346 874 214
5510120000	Multiple/cabled yarn cont.>=85% by weight/artificial staple fibres	830 569	6 917 437	2 500 419	20 236 762
5510200000	Oth yarn, mixed mainly/solely with cont>=85% of weight of artifical stpl fbr	-	386	-	3 158
5510300000	Other yarn, mixed mainly/solely cont >=85% of weight with cotton	89 641	867 834	296 731	2 865 380
5510900000	Other yarn of artificial staple fibres cont>=85% of weight	196 485	4 500 188	548 876	11 157 648
5511101000	Yarn of synthtic staple fibres,cont>=85% weight of such fbrs knitting yarn,crochet	-	2 422	-	11 492
5511109000	Yarn of synthtic staple fibres,cont>=85% weight of such fibres : other	-	567	-	2 682
5511201000	Yarn of synthtic staple fibres,cont <85% weight of such fbrs knitting yarn,crochet	-	517	-	15 820
5511209000	Yarn of synthtic staple fibres,cont <85% weight of such fibres : other	-	4 810	-	24 975
5511300000	Yarn of artificial staple fibres put up for retail sale	484	7 607	594	19 349
5512110000	Woven fabrics of synthetic staple fibre cont>85% wight of polyester:unbleach/not	455 436	3 332 897	1 879 691	13 551 326
5512190000	Woven fabrics of synthetic staple fibre cont>85% wight of polyester staple : oth	71 642	322 837	404 315	2 129 457
5512210000	Woven fabrics of synthetic staple fibre cont>85%wightof acrylic/mdcrylic:bleach/	713	18 458	16 683	170 083
5512290000	Woven fabrics of synthetic staple fibre cont>85%wightof acrylic/mdcrylic: oth	-	2 430	-	25 442
5512990000	Woven fabrics of synthetic staple fibre cont>85%weight of oth th poly&acry: oth	-	7 522	-	39 954
5513110000	Wovn fbrcs of plyster stple fbre bleache plain weave <=85% mix w/cotton <170g/m	1 794 535	12 804 142	8 204 285	55 573 069
5513120000	3-thread /4-thread twill, incl twill pol staple fibres <=85% w/cotton;unbleached/	177 031	1 814 227	886 202	8 103 423
5513130000	Oth woven fbrcs of polyester stple fbr <=85% mixed wght <170 g/m of cotton fbr	15 796	139 504	80 767	983 744
5513190000	Oth woven fabrics <85% mixed cotton weight <170 g/m of cotton	10 861	28 693	50 051	137 321
5513210000	Dyed woven fabrics of polyester staple fibres, plain weave<85% of such;bleached	205 057	1 999 124	1 681 546	16 518 753
5513230000	Oth dyed woven fabric ofpolyester staple fibres <85%, cotton<170 g/m;bleache/not	11 669	60 110	114 341	493 083
5513290000	Oth woven fabrics <85% such fibres, mixed cotton <170 g/m dyed	11 066	108 747	22 135	594 197
5513310000	Woven fabrics of yarn of diff color of polyester stpe fbrs,plain weave<85% fbr	4 800	13 530	61 862	179 685
5513390000	Oth woven fabrics<85% of such fibres weight <170 g/m of cotton: dyed	1 612	14 729	32 473	129 221
5513410000	Printed polyester staple fibres, plain weave <85% of fbr, cotton<170 g/m	-	1 939	-	38 484
5513490000	Other woven fabrics<85% of fibres weight <170 g/m of cotton	3 529	29 225	38 918	318 790
5514110000	Woven fbrcs of polyester staple fibres plain weave <=85%,cotton >170g/m	224 908	3 073 757	638 051	9 319 530
5514120000	3-thread/4-thread twill, incl twill of polyester stpl fbrs<85%, cotton>170	352 355	3 568 625	1 385 982	13 864 216
5514190000	Other woven fabrics<85% of fibres mixed weight >170g/m of cotton	2 155	6 738	10 496	33 313
5514210000	Dyed polyester staple fbrs, plain weave staple fbrs<85%, cotton >170 g/m	4 183	19 843	38 668	188 165
5514220000	Woven fabric of synt; dyed<85% with ctto 3-thread/4-thread twill,includ grosstwil	1 619	23 298	13 934	190 210
5514290000	Other woven fabrics<85% of fibres mixed weight >170g/m of cotton , dyed	-	48 580	-	211 285

Tabel 3 : Ekspor Indonesia menurut Komoditi (Kode HS 10 digit)
Export of Indonesia by Commodity (10 digit of HS Code)

September 2016
September

Kode H S HS Code	Uraian golongan barang Group description	Berat bersih / Net weight (Kg)		Nilai / Value F.O.B. (U S \$)	
		Bulan ini Current month	Kumulatif Cum. Jan. to date	Bulan ini Current month	Kumulatif Cum. Jan. to date
(1)	(2)	(3)	(4)	(5)	(6)
5514430000	<i>Oth printd woven fabrics of polyester stpl fbr <85%, cotton >170 g/m</i>	-	2 253	-	9 578
5514490000	<i>Oth printed woven fabrics<85% such fibres, weight >170 g/m of cotton</i>	347	142 128	463	1 653 357
5515110000	<i>Oth wvn fabrcs of synth stple fbrs of polyester stpl fbr mixed viscose rayon</i>	553 724	4 335 315	3 275 875	25 438 227
5515120000	<i>Oth wvn fabrcs of synth stple fbrs of polyester stpl fbr mixed w/m-made flmnt</i>	753 996	5 356 399	2 868 901	21 011 784
5515130000	<i>Oth wvn fabrcs of synth stple fbrs of polyster stpl fbr mix w/wool/anml hair</i>	4 891	5 702	21 494	37 415
5515190000	<i>Other woven fabrics of synth stple fbr of other polyester staple fibres</i>	5 688	165 782	43 542	1 174 903
5515210000	<i>Oth wvn fbrcs of acrylic/modacrylic mixed/solely with man-made filament</i>	22 448	789 068	141 576	4 760 705
5515290000	<i>Oth wvn fbrcs of acrylic/modacrylic mix w/other than man-made flmnt/wool</i>	-	5 403	-	55 478
5515999000	<i>Oth woven fabrics mixed mainly/solely with other than man-made flmnt/wool</i>	135	7 560	5 680	105 646
5516110000	<i>Unbleached/bleached woven fabrics of artificial staple fibre;weight>=85%</i>	836 801	11 314 048	3 957 055	44 741 391
5516120000	<i>Dyed woven fbrcs of artificial staple fibre; weight>=85%</i>	9 904	808 883	108 269	5 302 562
5516130000	<i>Woven fabrics of yarns of diff color weight>=85% of artficial staple fibres</i>	-	1 489	-	17 878
5516140000	<i>Printed woven fabrics; wght>=85% of artificial staple fibres</i>	53 823	212 380	445 477	1 753 243
5516210000	<i>Un/bleached woven fabrics of artificial staple fibre mix m-m-f;weight<85%</i>	23 778	223 431	104 416	1 090 279
5516220000	<i>Dyed woven fabrics of artificial staple fibre mix m-m-f;weight<85%</i>	3	18 037	39	196 573
5516230000	<i>Woven fabrics of yarn of diff color artficial stple fbr mix m-m-f;wght<85%</i>	6 926	75 305	62 133	514 708
5516240000	<i>Printed woven fabrics of artifcl staple fibre mixed with m-m-f;weight<85%</i>	41	41	153	153
5516410000	<i>Un/bleached woven fabrics of artificial staple fibre mixed cotton;weight<85%</i>	3 001	21 205	47 168	331 178
5516420000	<i>Dyed woven fabrics of artificial staple fibre mixed with cotton;weight<85%</i>	-	20 300	-	232 243
5516430000	<i>Woven fabrics of yarn of diff colors mixed with cotton;weight<85%</i>	1 327	10 337	10 237	77 053
5516910000	<i>Other un/bleached woven fabrics of staple fbr</i>	810	67 894	4 295	331 429
5516920000	<i>Other woven fabrics of artificial staple fibre,un/bleached</i>	695	875	4 231	6 644
5516930000	<i>Other woven fabrics of artificial staple fibre,dyed</i>	-	194	-	3 024
5516940000	<i>Other woven fabrics of artificial staple fibre,of yarn diff colours</i>	24 674	184 698	271 099	1 534 380
5601210000	<i>Wadding of cotton,length<=5mm</i>	2 173	691 290	9 037	2 294 466
5601220010	<i>Wadding of cotton m-m-f of wrapped cigarette tow,length<=5mm</i>	-	482 718	-	644 645
5601220090	<i>Wadding of cotton m-m-f of oth wrapped cigarette tow,length<=5mm</i>	517 051	4 031 180	5 740 792	44 032 712
5601290000	<i>Wrapped of other than cotton man-made fibres</i>	1	699	82	4 417
5601309000	<i>Textile flock & dust mill neps oth than polyamide fibre flock,length<=5</i>	-	2 538	-	39 741
5602100000	<i>Needleloom felt & stitch-bonded fibre covered/laminated.</i>	49 035	530 519	184 463	2 115 151
5602210000	<i>Oth felt of wool/fine animal hair,not impregnated,coated,covered</i>	274	2 722	406	4 318
5602290000	<i>Oth felt of oth textile materials,not impregnated,coated,covered</i>	-	5 891	-	12 249
5602900000	<i>Felt, oth thn needleloom&oth felt not impregnated, coated, covered</i>	18 384	289 424	48 197	448 315
5603110000	<i>Non woven of man-made filament, not imprgnatd,cvred/lminated;wght<=25g/m</i>	726 779	4 216 847	1 605 110	10 054 459

Tabel 3 : Ekspor Indonesia menurut Komoditi (Kode HS 10 digit)
Export of Indonesia by Commodity (10 digit of HS Code)

September 2016
September

Kode H S HS Code	Uraian golongan barang Group description	Berat bersih / Net weight (Kg)		Nilai / Value F.O.B. (U S \$)	
		Bulan ini Current month	Kumulatif Cum. Jan. to date	Bulan ini Current month	Kumulatif Cum. Jan. to date
(1)	(2)	(3)	(4)	(5)	(6)
5603120000	Non woven of m-m-f, not imprgnated, covred/lminated; 25g/m<weight<70g/m	732 591	4 904 845	2 468 580	15 825 871
5603130000	Non woven of m-m-f, not imprgnated, covred/lminated; 70g/m<weight<150g/m	230 047	1 192 656	621 625	3 319 254
5603140000	Non woven of m-m-f, not imprgnated, covered/laminated; weight>150g/m	22 892	166 601	77 158	851 095
5603910000	Non woven of oth m-m-f, weight=<25g/m2	111 673	928 497	493 462	4 217 813
5603920000	Non woven of oth m-m-f, 25g/m2<weighing=<70g/m2	307 761	2 380 608	860 433	7 090 137
5603930000	Non woven of oth m-m-f, 70g/m2< weighing=<150g/m2	1	53 808	45	241 969
5603940000	Non woven of oth m-m-f,weight=<150g/m2	219 353	1 994 109	1 014 205	10 358 927
5604100000	Rubber thread & cord, textile covered & the like head 5404/5405	-	30 891	-	129 985
5604903000	High tenacity yarn of polyester, of nylon /oth polyamides/of viscose rayon	46	13 785	116	121 729
5604909000	Oth thn rubber thread&cord, textile coverd&the like head 5404/5405	2 913	20 596	18 284	149 126
5605000000	Metallised yarn, whether/not gimped, being textl yarn/strip like head 5404/5405	9 409	54 983	67 367	381 108
5606000000	Gimped yarn, &strip&like of head 5404/ 5405, gimped, chenille yarn, loop wale-yarn	16 272	95 683	80 260	430 704
5607210000	Binder/baler twine of sisal/oth textile fbrs of genus agave	15	15	21	21
5607290000	Oth binder/baler twine of sisal/oth textile fbrs of genus agave	16 312	302 376	48 659	921 107
5607410000	Binder/baler twine of polyethylene/polyp ropylene	-	15 250	-	29 929
5607490000	Oth binder/baler twine of polyethylene/ polypropylene	658	56 278	453	184 178
5607501000	V-belt cord of man-made fibres treated resorcinol formaldehyde>=10000 decitex	29 785	229 081	299 972	2 684 873
5607509000	Oth v-belt cord of m-m-fibrs treated resorcinol formaldehyde>=10000 dcitx	2 131	20 117	7 514	101 301
5607901000	Twine, cordage, ropes & cables of artificial fibres	-	254	-	5 796
5607902000	Twine, cordage, ropes & cables of abaca/oth hard fibres	6 406	20 850	10 419	26 974
5607909000	Oth twine, cordage, ropes & cables	205 617	1 700 085	234 057	1 916 494
5608110000	Made up fishing net of man-made textile materials	180 121	1 735 478	1 282 331	11 908 155
5608192000	Net bags of man-made textile material	-	22 931	-	68 942
5608199000	Oth net bags of man-made textile materials	3 183	436 044	13 376	1 252 584
5608901000	Net bags of oth man-made textile materials	-	146	-	3 185
5608909000	Oth net bags of oth man-made textile materials	789	7 649	15 977	91 147
5609000000	Articles of yarn, strip/the like of head 5404/5405, twine, cordage, rope/cable	124 373	1 194 960	404 811	3 286 455
5701101000	Prayer rugs of carpet of wool/fine animal hair	-	542	-	4 140
5701109000	Oth prayer rugs of carpet of wool/fine animal hair	11 300	86 068	105 710	414 165
5701901100	Prayer rugs of carpet of cotton	-	21 820	-	17 239
5701901900	Oth prayer rugs of carpet of cotton	59	11 113	664	13 665
5701909100	Prayer rugs of carpet oth than wool/ cotton	32	5 056	210	3 750
5701909900	Oth prayer rugs of carpet oth than wool/ cotton	154	25 399	198	161 221
5702100000	Kelem, schumacks, karamanie & smlar hand- woven rugs, not tufted/flocked	-	56 320	-	83 200
5702200000	Floor covering of coconut fibres (coir) not tufted/flocked	41 765	399 422	46 122	473 424
5702310000	Floor cov of pile constrct of wool/fine animal hair, not made up, not tufted/floc	7 482	10 223	34 345	62 843
5702320000	Floor cov of pile construct of man-made text mat, not made up, not tufted/flocked	3 479	12 504	1 359	6 461
5702391000	Floor cov of pile construct of cotton not made up, not tufted/flocked	1	81	69	274
5702392000	Floor cov of pile construct of jute fibres, not made up, not tufted	-	58	-	33
5702399000	Floor cov of pile construct of oth textile materials, not made up, not tufte	180	25 614	300	59 679

Tabel 3 : Ekspor Indonesia menurut Komoditi (Kode HS 10 digit)
Export of Indonesia by Commodity (10 digit of HS Code)

September 2016
September

Kode H S HS Code	Uraian golongan barang Group description	Berat bersih / Net weight (Kg)		Nilai / Value F.O.B. (U S \$)	
		Bulan ini Current month	Kumulatif Cum. Jan. to date	Bulan ini Current month	Kumulatif Cum. Jan. to date
(1)	(2)	(3)	(4)	(5)	(6)
5702411000	Prayer rugs of floor cov of pile constrct,made up of wool/fine anml hair	50	4 406	65	4 059
5702421000	Prayer rugs of floor cov of pile constrct,made up of man-made textile	385	142 360	1 630	180 183
5702429000	Oth prayer rugs of floor cov of pile constrct,made up of man-made textile	908 230	7 745 725	1 886 534	16 240 528
5702491100	Prayer rugs of floor cov of cotton of pile constrct,made up	-	400	-	24 412
5702499000	Oth floor cov of pile constrct,made up, of oth textile material	917	2 427	5 796	28 473
5702501000	Oth floor cov of cotton not of pile construct,not made up	-	1 130	-	2 877
5702921000	Prayer rugs not of pile constrct made up of man-made textl matrsl	-	20	-	74
5702992000	Oth flr cov.not of pile cnstrct,made up of jute fibres,oth textile matrsl	119	2 684	2 500	19 173
5702999000	Oth flr cov.not of pile cnstrct,made up oth thn cttn&jute fibres,oth txtl mtrsl	281	1 571	3 271	5 716
5703101000	Floor mats of wool/fine anml hair whthr/not made up	-	455	-	1 685
5703109000	Carpet&oth txtl flr cov.,tufted, whthr/ not made up,of wool/fine anim hair	-	60	-	34 203
5703201000	Prayer rugs of oth man-made txtl mtrl whthr/not made up,of nylrn/oth plyamid	-	56 210	-	112 705
5703209000	Carpet&oth txtl flr cov,tufted,not pray rug,not made up,of nylrn/oth plyamid	97 077	777 648	348 585	2 915 619
5703301000	Prayer rugs of cotton, whthr/not made up,of oth man-md-txtl mtrsl	29 278	164 339	123 983	709 738
5703309000	Carpet&oth txtl flr cov,tufted,not pray rug,of cttn not made up,of oth txtl mtrl	642 797	5 833 304	1 970 075	16 966 075
5703901900	Carpet&oth txtl flr cov.,tufted, whthr/ not made up,of cotton,oth textile matrsl	-	10 789	-	79 292
5703902900	Carpet&oth txtl flr cov.,tufted, whthr/ not made up,of jute fbrs,oth txtl mtrsl	-	2 877	-	13 045
5703909100	Floor mats, whthr/not made up, not cttn&jute fbr,oth txtl mtrl	-	4 304	-	10 167
5703909900	Carpet&oth txtl flr cov.,tufted, whthr/ nt md up,not cttn&jute fbr,oth txtl mtrl	194	8 401	347	10 492
5704900000	Oth textile tiles, having a surface <= 0,3m,felt,no tufted/flocked,made up/not	73 906	488 385	161 286	1 033 401
5705001100	Prayer rugs of cotton, whthr/not made up	126 539	739 363	1 167 231	6 749 278
5705001900	Oth carpet&oth txtl flr cov,oth pray rug of cotton,whthr/not made	31 957	63 073	205 447	392 237
5705002100	Non woven floor covering of jute fibrs, whthr/not made up	30	30	1 308	1 308
5705002900	Oth carpet&oth txtl flr cov,oth Non wovrn floor covrng of jute fbrs,whthr/not made	1 604	55 086	1 538	73 165
5705009100	Prayer rugs of oth thn cotton&jute fibres,whthr/not made up	3 530	40 709	5 426	35 199
5705009200	Non woven floor covering of oth cotton &jute fibres,whthr/not made	115 224	859 784	922 162	6 414 049
5705009900	Oth carpet&oth txtl flr cov,oth pray rug of oth cotton&jute fibres,whthr/not made	37 581	202 127	317 204	1 369 575
5801109000	Woven pile&chenille fabrics of wool/ fine anml hair,not impregntd	-	58	-	2 108
5801211000	Uncut weft pile fbrcs of cotton,imprgntd ,coatd,coverd oth thn of head 5802/5806	-	1	-	3
5801221000	Cut corduroy of cotton,imprgntd,coatd ,coverd oth than of head 5802/5806	-	10	-	56
5801229000	Cut corduroy of cotton,not imprgntd, coatd,coverd oth than of head 5802/5806	-	420	-	7 353
5801279000	Warp pile fbrcs of cotton,not imprgntd, coatd,coverd oth than of head 5802/5806	-	1 754	-	51 198

Tabel 3 : Ekspor Indonesia menurut Komoditi (Kode HS 10 digit)
Export of Indonesia by Commodity (10 digit of HS Code)

September 2016
September

Kode H S HS Code	Uraian golongan barang Group description	Berat bersih / Net weight (Kg)		Nilai / Value F.O.B. (U S \$)	
		Bulan ini Current month	Kumulatif Cum. Jan. to date	Bulan ini Current month	Kumulatif Cum. Jan. to date
(1)	(2)	(3)	(4)	(5)	(6)
5801369000	Chenille fabrics of man-made fibres, not imprgntd,oth thn of head 5802/5806	865	865	12 059	12 059
5801371000	Warp pile fbrcs of man-made fibres, imprgntd,oth thn of head 5802/5806	43 493	124 171	938 081	2 117 455
5801379000	Warp pile fbrcs of man-made fibres, not imprgntd,oth thn of head 5802/5806	-	16	-	565
5801909100	Othr carpet & text floor covrng of oth txtl mtrl, imprgntd,oth of 5802/5806	-	1 422	-	929
5801909900	Othr carpet & text floor covrng of oth txtl mtrl, not imprgntd,oth of 5802/580	303	7 195	868	33 572
5802110000	Unbleached terry towelling&woven fabrcs of cotton oth thn head of 5703	29	29	165	165
5802190000	Bleached terry towelling&woven fabrcs of cotton oth thn head of 5703	477	22 924	7 804	100 804
5802200000	Terry towelling&woven fabrcs of oth textile material othr than head 5703	9 610	15 685	61 240	97 618
5802302000	Tufted textile fabrics,woven of cotton/ of man made fbrcs oth thn head of 5703	-	57	-	215
5802303000	Tufted textile fabrics,woven of other of materials oth thn head of 5703	1	319	4	3 986
5802309000	Other tufted textile fabrics of other than fabrics of head 5806	44	3 946	38	59 882
5803001000	Gauze of cotton, oth than narrow fbrcs of heading 5806	11 169	22 019	15 793	53 814
5803009100	Gauze of a kind used to cover crops oth thn narrow fbrcs of heading 5806	11 854	97 968	33 496	268 344
5803009900	Gauze of other, oth than narrow fbrcs of heading 5806	8 680	67 432	77 301	260 657
5804101900	Tulles&oth net fbrcs of silk,not impregntd,oth thn of head 6002-6006	14	1 390	11	34 825
5804102900	Tulles&oth net fbrcs of cotton,not impregntd,oth thn of head	14	1 813	26	24 364
5804109900	Tulles&oth net fbrc oth thn silk/cotton, not imprgntd,oth of head 6002-6006	10 706	172 062	98 528	1 584 929
5804211000	Mechanically made lace of man-made fbrcs impregntd,oth thn of head 6002-6006	-	995	-	32 458
5804219000	Mechanically made lace of man-made fbrcs not imprgntd,oth of head 6002-6006	71 347	689 423	981 332	8 098 449
5804291000	Mechanically made lace of oth txtl mtrl impregntd,oth thn of head 6002-6006	-	72	-	56
5804299000	Mechanically made lace of oth txtl mtrl not imprgntd,oth of head 6002-6006	1 649	4 598	33 871	77 485
5804300000	Hand-made lace oth than fabric of head 6002 to 6004	-	20 528	-	278 076
5805009000	Hand-woven tapestries of other than cotton, whether/not made up	-	72	-	387
5806102000	Woven pile fabrics of cotton other than goods of head 5807	-	51	-	193
5806109000	Woven pile fabrics of other than silk/ cotton other than goods of head 5807	28 509	538 055	198 975	2 216 183
5806201000	Sport tape;weight>=5% of elastomeric yarn/thread	490	491	10 967	10 973
5806209000	Other woven fabrics;weight>=5% of elstmeric yarn/thread oth thn sport tape	60 513	525 447	1 182 688	11 001 312
5806311000	Narrow woven fabrics of cotton for type writer inked ribbon	-	4	-	18
5806312000	Backing of cotton for electrical insulating paper	-	45	-	140
5806319010	Slide fastener ribbons of cotton; width <=12 mm	130	135	4 050	4 055
5806319020	Webbings of cotton used in covering pipes,poles and the like	47	47	690	690
5806319090	Other woven fabrics of cotton other than goods of head 5807	79	1 314	1 156	8 234
5806321000	Narrow woven fabrics of man-made fibres for typewriter inked ribbon	161	1 034	8 713	103 041
5806324000	Backing of man-made fibres for electrical insulating paper	-	3	-	3

Tabel 3 : Ekspor Indonesia menurut Komoditi (Kode HS 10 digit)
Export of Indonesia by Commodity (10 digit of HS Code)

September 2016
September

Kode H S HS Code	Uraian golongan barang Group description	Berat bersih / Net weight (Kg)		Nilai / Value F.O.B. (U S \$)	
		Bulan ini Current month	Kumulatif Cum. Jan. to date	Bulan ini Current month	Kumulatif Cum. Jan. to date
(1)	(2)	(3)	(4)	(5)	(6)
5806329010	Slide fastener ribbons of man-made fibres; width <=12 mm	-	47	-	452
5806329020	Webbings of man-made fibres used in covering pipes, poles and the like	-	830	-	291
5806329090	Other woven fabrics of man-made fibres oth than goods of head 5807	32 625	463 701	238 842	2 842 723
5806399910	Woven fabrics of other textile material used in covering piping, poles	-	5	-	1
5806399990	Other woven fabrics of other textile material	198	56 208	4 590	311 210
5807100000	Woven Labels, badges, and similar articles, not embroidered	1 429	9 328	33 348	496 665
5807900010	Non woven Labels, badges, and similar articles, not embroidered	12 196	99 166	277 619	2 048 342
5807900090	Labels, badges, and similar articles of oth textile materials, not embroidered	2 658	10 053	29 072	181 284
5808101000	Braid combined with rubber threads, not embroidery, not knitted/crocheted	5	53	40	2 262
5808109000	Braid not combined with rubber threads, not embroidery, not knitted/crocheted	682	2 291	15 433	45 962
5808901000	Ornamental trimmings combined with rubber threads,not embroidery,not knit	5	943	4	11 356
5808909000	Ornamental trimmings not comb. with rubber threads,not embroidery,not knit	20	2 019	61	26 571
5809000000	Woven fabrics of metal thread & woven fabrics of metallised yarn of head 5605	80	80	1 679	1 679
5810100000	Embroidery without visible ground,in piece, in strip, in motifs	4 991	52 130	62 102	953 979
5810910000	Embroidery of cotton with visible ground ,in piece, in strip, in motifs	3 225	55 195	48 840	747 487
5810920000	Embroidery of man-made fibres with visible ground,in piece,in strip,in moti	19 911	322 124	421 885	21 703 785
5810990000	Embroidery of other textile materials with visible ground,in piece, in strip	45 734	271 233	896 271	4 813 323
5811001000	Quilted textile products in the piece,of wool/fine/coarse animal hair	250	7 820	464	46 312
5811009000	Quilted textile products in the piece, oth thn of wool/fine/coarse animal hair	2 781	21 951	18 811	144 759
5901100000	Textile fabrics coated w gum/amylaceous used for covers books and the like	450	102 796	1 592	424 776
5901902000	Prepared painting canvas	1 765	16 082	29 104	104 661
5901909000	Buckram and similar stiffened textile fabrics for hat foundations	1 211	26 320	5 877	336 706
5902101900	Chafar fabrics,rubberised of nylon not nylon-6 yarn	-	990	-	1 000
5902109100	Tyre cord fabrics of nylon or other polyamides of nylon-6 yarn	795 098	8 735 887	3 191 702	35 195 845
5902109900	Tyre cord fabrics of nylon or other polyamides of not nylon-6 yarn	-	577	-	2 066
5902202000	Chafar fabrics,rubberised of polyester	-	21 328	-	55 666
5902209900	Tyre cord fabrics of polyester, not containing cotton	1 019 535	8 424 560	2 920 464	23 313 201
5902909000	Other cord fabrics of high tenacity yarn of viscose rayon	-	201	-	4 401
5903100000	Textile fabrics impregnated,coated,covered with polyvinyl chloride, not 5902	307 878	2 269 977	920 862	7 544 996
5903200000	Textile fabrics impregnated,coated,covered with polyurethane, not 5902	161 230	954 508	1 251 891	8 389 080
5903900010	Canvas type fabrics impregnated,coated, covered with nylon,polyamides,not 5902	3 811	17 697	55 526	246 348
5903900090	Other textile fabrics impregnated,coated ,covered with plastics, not 5902	72 720	575 273	307 986	2 658 989
5904900000	Floor coverings consist of a coating or covering on a textile backing	-	1 677	-	25 436
5905001000	Textile wall coverings of wool/fine/ coarse animal hair	-	408	-	13 491

Tabel 3 : Ekspor Indonesia menurut Komoditi (Kode HS 10 digit)
Export of Indonesia by Commodity (10 digit of HS Code)

September 2016
September

Kode H S HS Code	Uraian golongan barang Group description	Berat bersih / Net weight (Kg)		Nilai / Value F.O.B. (U S \$)	
		Bulan ini Current month	Kumulatif Cum. Jan. to date	Bulan ini Current month	Kumulatif Cum. Jan. to date
(1)	(2)	(3)	(4)	(5)	(6)
5905009000	Textile wall coverings oth thn of wol/ fine/coarse animal hair	135	1 822	5 573	13 158
5906100000	Adhesive tape of a width <= 20cm, other than of heading 5902	359 084	3 805 990	1 268 929	12 332 701
5906910000	Other rubberised textile fabrics, knitted /crocheted, not heading 5902	467	89 350	1 929	402 998
5906999000	Other rubberised textile fabrics, not knitted/crocheted, not heading 5902	57 465	434 073	212 787	1 618 587
5907001000	Fabrics impregnated, coated, covered with oil of oil-based preparation	-	252	-	9 660
5907003000	Textile fbrcs impregnated, coated, covered with fire resistant chemical	701	1 954	13 229	49 635
5907004000	Fabrics impregnated, coated, covered with flock velvet/flock textile	50	384	400	594
5907006000	Fabrics impregnated, coated, covered with other substances	1 007	2 074	3 807	10 524
5907009000	Painted canvas being thetrical scenery, studio back-cloths or the like	-	673	-	8 964
5908001000	Wicks; incandescent gas mantles	-	170	-	71
5908009000	Tubular knitted gas mantle fabrics therefor	240	6 406	190	15 139
5909001000	Fire hoses	3 216	3 706	5 197	7 483
5909009000	Textile hosepiping & similar textile tubing other than fire hoses	-	11 034	-	29 308
5910000000	Transmission or conveyors belts or belting, of textile material	7	2 294	12	34 399
5911100000	Textile fabrics, felt & felt-lined woven for card clothing or technical uses	90	11 715	331	8 422
5911200000	Bolting cloth	5 014	42 908	282 716	2 187 104
5911310000	Textile fabrics & felts used in paper-ma king machines; weighing < 650 g/m2	-	922	-	3 273
5911320000	Textile fabrics & felts used in paper-ma king machines; weighing >= 650 g/m2	-	300	-	10 652
5911400000	Straining cloth of a kind used in oil or the like including that of human hair	15	183	41	2 678
5911901000	Gaskets and seals	-	1 452	-	11 606
5911909000	Other Textile products and articles for technical uses	67 037	618 906	706 796	5 969 061
6001100090	Long pile fabrics, bleached, mercerised, knitted/crocheted	25 523	671 163	183 130	5 440 699
6001210000	Looped pile fabrics of cotton, knitted/ crocheted	-	17 132	-	113 792
6001220000	Looped pile fabric of man made fibres, knitted/crocheted	10 675	350 061	65 027	2 307 654
6001290000	Looped pile fabric of oth textile materi knitted/crocheted	1 608	17 534	3 652	48 719
6001910000	Other pile fabrics, of cotton, knitted/ crocheted	-	144 563	-	951 925
6001922000	Pile fabrics of 100% polyester staple fibres, 63,5mm_width_76,2mm for paint ro	-	12 143	-	115 664
6001923090	Other pile fabrics, of man made fibres, cont elastomeric/rubber yarn, bleached	9 021	27 220	44 867	136 037
6001929010	Other pile fabrics, of man made fibres, not cont elstmric/rubber yarn, unbleached	-	32	-	382
6001929090	Other pile fabrics, of man made fibres, not cont elstmric/rubber yarn, bleached	8 628	76 959	47 455	407 361
6001999100	Oth pile fbrcs of oth txtl mtrial cont elstmric/rubber yarn, bleachd, mercerised	-	8 106	-	19 267
6001999900	Oth pile fbrcs of oth txtl mtrial not co elstmric/rubber yarn, bleachd, mercerised	-	705	-	9 035
6002400000	Knitted/crocheted fabrics; elastomeric > 5% , width < 30cm, not rubber thread, not 6001	3 086	18 759	18 212	92 423
6002900000	Knitted/crocheted fabrics; elastomeric > 5% , width < 30cm, rubber thread, not 6001	2 833	79 762	19 584	912 975
6003200000	Knitted/crocheted fabrics of cotton, width < 30cm, not 6001/6002	73	91 219	3 079	885 813
6003300000	Knitted/crocheted fabrics of synthetic fibres, width < 30cm, not 6001/6002	-	415	-	6 406

Tabel 3 : Ekspor Indonesia menurut Komoditi (Kode HS 10 digit)
Export of Indonesia by Commodity (10 digit of HS Code)

September 2016
September

Kode H S HS Code	Uraian golongan barang Group description	Berat bersih / Net weight (Kg)		Nilai / Value F.O.B. (U S \$)	
		Bulan ini Current month	Kumulatif Cum. Jan. to date	Bulan ini Current month	Kumulatif Cum. Jan. to date
(1)	(2)	(3)	(4)	(5)	(6)
6003900000	Knitted/crocheted fabrics of oth textile materials, width<30cm, not 6001/6002	-	311	-	15 827
6004101000	Knitted/croch. fabrics;5%<elastomeric_20 0%,width>30cm,not rubber thread,not 6001	60 928	222 746	172 663	1 082 308
6004109000	Knitted/croch. fabrics;elastomeric>20%, width>30cm,not	185 238	1 953 605	1 247 262	10 435 013
6004900000	Knitted/croch. fabrics;elastomeric>20%, width>30cm,rubber thread,not 6001	150 086	458 087	1 411 432	3 814 477
6005210000	Warp knit fabrics of cotton othe than of heading 6001-6004	-	2 938	-	36 266
6005220000	Dyed warp knit fabrics of cotton othe than of heading 6001-6004	31	22 307	95	175 071
6005230000	Warp knit fabrics of cotton yarn of diff color oth than of heading 6001-6004	-	54 008	-	413 129
6005311000	Wrp knit fbrc,of synthtc,bleach/no, swim wear,of polyester&polybutylene	724	2 949	5 455	55 851
6005319000	Wrp knit fbrc,of synthtc,bleach/no, oth thn swimwr,of polystr&polybutyln	71	24 880	1 113	219 468
6005321000	Warp knit fabrc,of synthtc,dyed, swimwer ,of polyester&polybutylene	2 890	10 979	20 311	76 501
6005329000	Warp knit fabrc,of synthtc,dyed, oth thn swimwr,of polystr&polybutyln	3 873	66 827	74 352	1 044 266
6005331000	Wrp knit fbrc,of synthtc,yarn diff clrs, swimwer,of polyester&polybutylene	6 899	80 845	22 216	269 068
6005339000	Wrp knit fbrc,of synthtc,yarn diff clrs, oth thn swimwr,of polystr&polybutyln	88 016	192 146	191 700	446 518
6005349000	Warp knit fabrc,of synthtc,printed, oth thn swimwr,of polystr&polybutyln	4 004	9 217	18 052	56 439
6005420000	Dyed warp knit fabrics of artificl fibr oth than of heading 6001-6004	4 670	39 929	17 357	391 098
6005440000	Printed warp knit fabrics of artificial oth than of heading 6001-6004	-	1 535	-	5 126
6005909000	Oth warp knit fabrics oth thn of wool/ fine anml oth thn heading 6001-6004	74 465	388 180	368 199	1 947 827
6006210000	Other knitted/crocheted fabrics of cotton,bleached/no bleached	8 199	72 795	31 935	125 037
6006220000	Other knitted/crocheted fabrics of cotton,dyed	518 082	3 378 592	2 559 064	18 310 964
6006230000	Oth knit/crochtd fbrcs of cotton of yarn of dif color	17 011	339 174	227 902	3 442 417
6006240000	Other knitted/crocheted fabrics of cotton,printed	14 569	205 187	197 079	1 845 309
6006311000	Oth knit/crochtd fbrcs of nylon fibr mesh ,bleached/no bleached	1 383	9 362	1 057	71 964
6006312000	Oth knit/crochtdfbrcs of synthtc fibr, elastis, bleached/no bleached	215	22 403	1 304	108 185
6006319000	Oth knit/crochtdfbrcs of synthtc fibr, oth than nylon&elastis,bleach/no	124 925	701 041	570 025	4 304 249
6006321000	Oth knit/crochtd fbrcs of nylon fibr mesh,dyed	-	10 774	-	17 887
6006322000	Oth knit/crochtd fbrcs of synthtc fibr, elastis,dyed	12	12	80	80
6006329000	Oth knit/crochtd fbrcs of synthtc fibr, than nylon&elastis,dyed	38 197	509 673	314 533	3 344 466
6006331000	Oth knit/crochtd fbrcs of synthtc fibr, of yarn of diff colors,elastis	-	1 649	-	9 861
6006339000	Oth knit/crochtd fbrcs of synthtc fibr, of yarn of diff colors,not elastis	129 535	978 983	654 836	5 156 952
6006349000	Oth knit/crochtd fbrcs of synthtc fibr, printed,not elastis	106	32 647	985	466 441
6006421000	Oth knit/crochtd fbrcs of artificial fibr, elastis,dyed	-	630	-	2 088
6006429000	Oth knit/crochtd fbrcs of artificial fibr, not elastis,dyed	-	1 205	-	226
6006439000	Oth knit/crochtd fbrcs of artificial fibr of yarn of diff colors,not elastis	340	340	702	702
6006449000	Oth knit/crochtd fbrcs of artificial fibr, printed,not elastis	-	2	-	6
6006900000	Other knitted/crocheted fabrics of other material	124 805	1 138 427	576 734	5 301 544
6101200000	Men's/boy's ovr coats,car coat,capes, knitted/crochtd of cotton	294 491	1 578 243	3 277 562	22 233 639

Tabel 3 : Ekspor Indonesia menurut Komoditi (Kode HS 10 digit)
Export of Indonesia by Commodity (10 digit of HS Code)

September 2016
September

Kode H S HS Code	Uraian golongan barang Group description	Berat bersih / Net weight (Kg)		Nilai / Value F.O.B. (U S \$)	
		Bulan ini Current month	Kumulatif Cum. Jan. to date	Bulan ini Current month	Kumulatif Cum. Jan. to date
(1)	(2)	(3)	(4)	(5)	(6)
6101300000	Men's/boy's ovr coats,car coat,capes, knitted/crochtd of man-made fibres	81 127	1 396 287	1 252 403	23 814 317
6101900000	Men's/boy's ovr coats,car coat,capes, knitted/crochtd of oth textile material	117 539	1 579 135	2 320 184	24 071 283
6102100000	Women's/girl's ovr coats,car coat,capes, knitted/crochtd of wool/fine animal hair	40 027	450 268	567 937	4 836 385
6102200000	Women's/girl's ovr coats,car coat,capes, knitted/crochtd of cotton	185 790	942 707	3 234 569	15 716 911
6102300000	Women's/girl's ovr coats,car coat,capes, knitted/crochtd of man-made fibres	48 923	520 120	704 033	10 224 059
6102900000	Women's/girl's ovr coats,car coat,capes, knitted/crochtd of oth textile material	137 661	1 672 635	2 048 160	16 915 841
6103100000	Men's/boy's suits knitted/crocheted	63 551	639 557	408 914	3 691 549
6103220000	Men's/boy's ensembles of cotton, knitted/crocheted	2 611	18 197	1 992	141 481
6103230000	Men's/boy's ensembles of synthtc fibr, knitted/crocheted	2 154	47 619	61 758	783 318
6103290000	Men's/boy's ensembles of oth textile material, knitted/crocheted	-	66 370	-	1 085 159
6103310000	Men's/boy's jackets&blazers of wool/ fine animal hair, knitted/crocheted	-	1 109	-	16 790
6103320000	Men's/boy's jackets&blazers of cotton, knitted/crocheted	20 760	1 887 318	227 570	20 843 894
6103330000	Men's/boy's jackets&blazers of synthtc fibres, knitted/crocheted	40 871	607 886	308 571	11 947 302
6103390010	Men's/boy's jackets&blazers of rami, linen or silk, knitted/crocheted	-	1 700	-	26 381
6103390090	Men's/boy's jackets&blazers of other textile materials, knitted/crocheted	154 997	856 677	3 141 697	17 698 883
6103410000	Men's/boy's trousers, breeches&shorts of wool/fine animal hair, knitted/crochtd	-	16	-	652
6103420000	Men's/boy's trousers, breeches&shorts of cotton,	290 989	3 254 560	3 992 650	41 931 995
6103430000	Men's/boy's trousers, breeches&shorts of synthtc fibres, knitted/crocheted	328 858	3 224 796	3 170 568	46 649 565
6103490000	Men's/boy's trousers, breeches&shorts of oth textile material, knitted/crochtd	350 768	3 315 933	4 332 798	46 478 434
6104130000	Women's/girl's suits of synthtc fibr, knitted/crocheted	18 092	118 250	311 945	1 386 209
6104192000	Women's/girl's suits of cotton, knitted/crocheted	109 042	258 235	475 498	2 305 952
6104199000	Women's/girl's suits of oth textile material, knitted/crocheted	7 877	470 063	53 121	3 806 282
6104220000	Women's/girl's ensembles of cotton, knitted/crocheted	1 638	8 910	13 728	152 428
6104230000	Women's/girl's ensembles of synthtc fibres, knitted/crocheted	252	1 781	4 587	33 346
6104290000	Women's/girl's ensembles, of other textile materials, knitted/crocheted	11 338	13 967	831 525	854 741
6104310000	Women's/girl's jackets&blazers of wool/ fine animal hair, knitted/crocheted	4	826	1 738	29 424
6104320000	Women's/girl's jackets&blazers of cotton, knitted/crocheted	65 276	1 093 224	1 022 793	15 806 113
6104330000	Women's/girl's jackets&blazers of synthetic fibres, knitted/crocheted	123 017	530 225	813 283	9 750 088
6104390000	Women's/girl's jackets&blazers of oth textile materials, knitted/crocheted	71 996	632 407	1 188 561	11 162 713
6104410000	Women's/girl's dresses of wool/fine animal hair, knitted/crocheted	-	7	-	4 492
6104420000	Women's/girl's dresses of cotton, knitted/crocheted	131 297	1 647 877	1 447 046	21 900 383
6104430000	Women's/girl's dresses of synthetic fibres, knitted/crocheted	520 514	4 483 819	5 518 084	52 189 440
6104440000	Women's/girl's dresses of artificial fibres, knitted/crocheted	2 906	218 812	63 689	1 670 135
6104490000	Women's/girl's dresses of other textile materials, knitted/crocheted	416 620	3 378 631	4 610 512	37 909 308

Tabel 3 : Ekspor Indonesia menurut Komoditi (Kode HS 10 digit)
Export of Indonesia by Commodity (10 digit of HS Code)

September 2016
September

Kode H S HS Code	Uraian golongan barang Group description	Berat bersih / Net weight (Kg)		Nilai / Value F.O.B. (U S \$)	
		Bulan ini Current month	Kumulatif Cum. Jan. to date	Bulan ini Current month	Kumulatif Cum. Jan. to date
(1)	(2)	(3)	(4)	(5)	(6)
6104510000	Women's/girl's skirts÷d skirts of wool/fine animal hair, knitted/crochtd	-	12	-	1 070
6104520000	Women's/girl's skirts÷d skirts of cotton, knitted/crocheted	85 122	568 569	968 648	6 787 740
6104530000	Women's/girl's skirts÷d skirts of synthetic fibres, knitted/crocheted	55 872	642 450	760 370	8 591 235
6104590000	Women's/girl's skirts÷d skirts of oth textile material, knitted/crochtd	70 059	1 063 590	655 050	12 770 950
6104610000	Women's/girl's trousers, breeches& shorts of fine animal hair, knitted/crochtd	-	27 520	-	333 593
6104620000	Women's/girl's trousers, breeches& shorts of cotton, knitted/crocheted	1 565 652	12 010 039	12 522 418	113 704 253
6104630000	Women's/girl's trousers, breeches& shorts of synthtc fibres, knitted/crochtd	627 044	4 476 160	10 307 551	74 044 329
6104690000	Women's/girl's trousers, breeches& shorts of oth textile mtrial, knit/crochtd	538 987	6 227 048	8 084 078	86 612 527
6105100000	Men's/boy's shirts of cotton, knitted/ crocheted	332 123	4 557 298	3 645 857	52 281 935
6105200010	Men's/boy's shirts of synthetic man- made fibres, knitted/crocheted	178 202	1 609 334	2 567 069	32 742 717
6105200090	Men's/boy's shirts of artificial man- made fibres, knitted/crocheted	4 213	46 676	36 662	642 075
6105900000	Men's/boy's shirts of other textile materials fibres, knitted/crocheted	88 912	1 913 287	1 101 376	27 025 504
6106100000	Women's/girl's blous, shirt& shirt blous of cotton, knitted/crocheted	392 585	4 025 429	4 933 920	51 290 320
6106200000	Women's/girl's blous, shirt& shirt blous of man-made fibres, knitted/crocheted	350 362	2 563 538	3 514 723	40 100 818
6106900000	Women's/girl's blous, shirt& shirt blous of oth textile material, knitted/crochtd	143 829	1 570 643	1 671 072	17 435 424
6107110000	Men's/boy's underpants & briefs of cotton, knitted/crocheted	62 750	521 317	597 218	7 795 620
6107120000	Men's/boy's underpants & briefs of man-made fibres, knitted/crocheted	8 876	510 942	176 027	12 263 775
6107190000	Men's/boy's underpants & briefs of oth textile material, knitted/crocheted	1 562	190 515	4 381	2 630 790
6107210000	Men's/boy's nightshirts & pyjamas of cotton, knitted/crocheted	14 707	193 650	180 429	2 377 725
6107220000	Men's/boy's nightshirts & pyjamas of man-made fibres, knitted/crocheted	9 089	12 504	29 737	75 604
6107290000	Men's/boy's nightshirts & pyjamas of oth textile material, knitted/crocheted	13 995	80 510	22 233	118 943
6107910000	Men's/boy's bathrobes, dressing gowns of cotton, knitted/crocheted	158 693	928 086	548 500	4 234 520
6107990000	Men's/boy's bathrobes, dressing gowns of oth textile materials, knitted/crochtd	44 119	278 001	225 319	1 990 932
6108110000	Women's/girl's slips & petticoats of man-made fibres, knitted/crocheted	343	15 304	8 481	477 376
6108192000	Women's/girl's slips & petticoats of wool/fine animal hair, knitted/crochtd	713	713	2 521	2 521
6108193000	Women's/girl's slips & petticoats of cotton, knitted/crocheted	-	1 864	-	73 016
6108199010	Women's/girl's slips & petticoats of of silk, knitted/croched	25	61	87	656
6108199090	Women's/girl's slips & petticoats of oth textile materials, knitted/croched	78 631	862 182	516 675	6 326 987
6108210000	Women's/girl's briefs & panties of cotton, knitted/crocheted	18 108	86 577	339 971	2 429 691
6108220000	Women's/girl's briefs & panties of man-made fibres, knitted/crocheted	94 029	830 044	4 149 513	31 946 548
6108290000	Women's/girl's briefs & panties of oth textile materials, knitted/croched	151 358	768 933	2 313 694	17 536 580
6108310000	Women's/girl's nightdresses & pyjamas of cotton, knitted/crocheted	241 932	933 760	3 101 218	13 043 084

Tabel 3 : Ekspor Indonesia menurut Komoditi (Kode HS 10 digit)
Export of Indonesia by Commodity (10 digit of HS Code)

September 2016
September

Kode H S HS Code	Uraian golongan barang Group description	Berat bersih / Net weight (Kg)		Nilai / Value F.O.B. (U S \$)	
		Bulan ini Current month	Kumulatif Cum. Jan. to date	Bulan ini Current month	Kumulatif Cum. Jan. to date
(1)	(2)	(3)	(4)	(5)	(6)
6108320000	Women's/girl's nightdresses & pyjamas of man-made fibres, knitted/crocheted	161 887	786 841	2 110 059	10 977 102
6108390000	Women's/girl's nightdresses & pyjamas of oth textile materials, knitted/crocheted	20 696	100 566	133 646	1 344 315
6108910000	Women's/girl's negliges,bathrobes,dress gowns of cotton, knitted/crocheted	40 734	213 741	448 062	2 418 270
6108920000	Women's/girl's negliges,bathrobes,dress gowns of man-made fibr, knitted/croch	26 659	310 821	971 788	6 846 095
6108990000	Women's/girl's negliges,bathrobes,dress gown of oth textile matr, knitted/croch	24 531	170 503	122 097	2 021 247
6109101000	T-shirts, singlet&oth vests of cotton, knitted/crocheted for men/boys	1 138 502	8 495 130	10 777 276	87 571 712
6109102000	T-shirts, singlet&oth vests of cotton, knitted/crocheted for women/girls	349 456	5 551 993	4 879 343	75 484 575
6109901000	T-shirts,singlet&oth vests of rami,linen ,silk, knitted/crochtd for men/boys	125 049	923 331	3 095 819	22 278 087
6109902000	T-shirts,singlet&oth vests of oth txtile materials, knitted/croch for men/boys	513 129	4 691 205	9 615 918	95 511 633
6109903000	T-shirts,singlet&oth vests of oth txtile materials, knitted/croch for women/girls	401 579	4 937 313	5 472 169	72 798 116
6110110000	Jerseys,pullovers,cardigans,waistcoat of wool, knitted/crocheted	52 847	108 788	1 342 897	3 185 546
6110120000	Jerseys,pullovers,cardigans,waistcoat of kashmir goats , knitted/crocheted	2	5	2 584	4 953
6110190000	Jerseys,pullovers,cardigans,waistcoat of oths wool/fine animal hair, knit/croc	44 869	323 873	301 068	2 354 006
6110200000	Jerseys,pullovers,cardigans,waistcoat of cotton, knitted/crocheted	3 783 967	22 038 735	48 201 578	284 910 358
6110300000	Jerseys,pullovers,cardigans,waistcoat of man-made fibres, knitted/crocheted	1 763 504	12 139 430	25 207 701	162 790 922
6110900000	Jerseys,pullovers,cardigans,waistcoat of other textile materials, knitted/croc	560 507	3 782 516	8 649 857	59 005 357
6111200000	Babies garment&clothing accessories of cotton, knitted/crocheted	919 007	6 828 869	13 318 639	101 823 816
6111300000	Babies garment&clothing accessories of synthtc fibres, knitted/crocheted	119 131	1 242 860	1 431 605	15 358 765
6111900000	Babies garment&clothing accessories of oth textile material, knitted/crocheted	108 040	1 258 788	1 261 987	10 291 173
6112110000	Track suits of cotton knitted/crocheted	9 336	535 773	220 888	8 062 840
6112120000	Track suits of synthetic fibres knitted/ crocheted	213 796	2 060 779	4 316 810	41 720 940
6112190000	Track suits of other textile materials, knitted/crocheted	34 610	700 471	921 604	13 709 963
6112200000	Ski suits, knitted/crocheted	-	3 993	-	166 515
6112310000	Men's/boy's swimwear of synthetic fibres, knitted/crocheted	4 328	75 211	176 394	2 112 998
6112390000	Men's/boy's swimwear of oth textile materials, knitted/crocheted	68 540	170 752	849 503	4 605 100
6112410000	Women's/girl's swimwear of synthetic fibres, knitted/crocheted	206 731	2 519 268	2 925 601	43 826 163
6112490000	Women's/girl's swimwear of oth textile materials, knitted/crocheted	36 382	647 203	229 903	8 428 534
6113001000	Divers' suits,made up of knitt/cochet, fabrics of heading 5903, 5906,5907	1 800	4 022	14 732	101 155
6113003000	Garment for protection from fire made- up of knitt/cochet,head 5903;5906;5907	-	247	-	405
6113004000	Oth protective work garment made- up of knitt/cochet,head 5903;5906;5907	-	121 059	-	298 906
6113009000	Oth garment,made up of knitt/crochet fabrics of heading 5903,5906/5907	72 603	464 402	343 669	3 009 877
6114200000	Oth garments of cotton, knitted/ crocheted	299 065	1 252 100	2 730 449	12 630 735
6114302000	Oth garment for protection from fire of man-made fibres,knitted/crocheted	155 407	413 384	645 054	2 850 819
6114309000	Oth garments of man-made fibres, knitted/crocheted	234 592	4 779 312	1 727 133	36 141 924

Tabel 3 : Ekspor Indonesia menurut Komoditi (Kode HS 10 digit)
Export of Indonesia by Commodity (10 digit of HS Code)

September 2016
September

Kode H S HS Code	Uraian golongan barang Group description	Berat bersih / Net weight (Kg)		Nilai / Value F.O.B. (U S \$)	
		Bulan ini Current month	Kumulatif Cum. Jan. to date	Bulan ini Current month	Kumulatif Cum. Jan. to date
(1)	(2)	(3)	(4)	(5)	(6)
6114900000	<i>Oth garments of oth textile materials, knitted/crocheted</i>	12 955	219 836	212 161	2 488 981
6115101000	<i>Stockings for varises veins of synthtic fibres, knitted/crocheted</i>	-	6 030	-	71 133
6115109000	<i>Oth graduated compression hosiery, knitted/crocheted</i>	257	303 995	2 332	419 115
6115210000	<i>Oth panty hose&tights of synthetic fibr, single yarn<67 decitex,knittd/crochtd</i>	-	500	-	23 552
6115220000	<i>Oth panty hose&tights of synthetic fibr, single yarn<67/>67 decitex,knit/croch</i>	43 979	271 851	558 380	3 189 387
6115291000	<i>Oth panty hose&tights of cotton, knitted/crocheted</i>	332 022	2 051 045	3 528 348	23 655 072
6115299000	<i>Oth panty hose&tights of oth textile materials, knitted/crocheted</i>	95 144	165 772	1 909 944	3 250 247
6115301000	<i>Oth women's full-length,knee-length hosiery of cotton, single yarn < 67dctex</i>	368	394	3 730	3 947
6115309000	<i>Oth women's full-length,knee-length hosiery of not cotton,single yarn<67dctex</i>	17	73	19	650
6115940000	<i>Footwear without applied soles of wool/ fine animal hair, knitted/crocheted</i>	26	26	319	319
6115950000	<i>Footwear without applied soles of cotton, knitted/crocheted</i>	330 391	2 440 773	3 708 858	27 885 576
6115960000	<i>Footwear without applied soles of synthetic fibres, knitted/crocheted</i>	107 690	215 446	1 959 174	3 806 116
6115990000	<i>Footwear without applied soles of oth textile material, knitted/crocheted</i>	35 309	3 865 711	402 899	48 116 996
6116101000	<i>Divers' gloves, impregnated coated plastics/rubbers, knit/croch</i>	37 887	146 949	144 104	1 406 980
6116109000	<i>Gloves,mittens,mitts, impregnated coated plastics/rubbers, knit/croch</i>	32 129	221 849	1 417 636	14 916 223
6116920000	<i>Gloves,mittens,of cotton not impregn coated plastics/rubbers, knit/croch</i>	21 392	239 362	68 653	763 636
6116930010	<i>Divers' gloves of synthetic fibres not impregn coated plastics/rubbers, knit</i>	-	20	-	435
6116930090	<i>Gloves,mittens,of synthetic fibres not impregn coated plastics/rubbers, knit</i>	95 829	902 302	1 376 270	15 342 406
6116990000	<i>Gloves,mittens,of oth textile materials not impregn coated plastics/rubbers,knit</i>	465 417	6 509 319	900 273	13 632 660
6117101000	<i>Shawls,scarves,mufflers,mantillas& the like of cotton, knitted/crocheted</i>	3 000	24 676	23 912	384 723
6117109000	<i>Shawls,scarves,mufflers,mantillas& the like of not cotton,knittd/crochtd</i>	38 568	142 346	846 440	3 147 550
6117801100	<i>Ties, bow ties & cravats of wool/fine animal hair, knitted/crocheted</i>	-	6	-	15
6117801900	<i>Ties, bow ties & cravats of oth than wool/fine animal hair, knitted/crocheted</i>	816	5 265	6 051	57 234
6117802000	<i>Wrist band,knee band/anide band knitted/crocheted</i>	-	9 602	-	98 123
6117809000	<i>Other clothing accessories, knitted/ crocheted</i>	10 680	155 084	58 079	1 025 042
6117900000	<i>Other parts of garment, knitted/ crocheted</i>	90	44 332	995	450 619
6201110000	<i>Men's/boy's ovr coats,car coat,capes of wool/fine animal hair oth thn head 6203</i>	15 108	64 296	202 194	2 409 589
6201120000	<i>Men's/boy's ovr coats,car coat,capes of cotton oth than of heading 6203</i>	8 250	105 011	149 988	2 591 929
6201130000	<i>Men's/boy's ovr coats,car coat,capes of man-made fibr oth than of head 6203</i>	53 097	581 605	2 253 389	19 380 816
6201190010	<i>Men's/boy's ovr coats,car coat,capes of silk oth than of heading 6203</i>	-	18 581	-	875 909
6201190020	<i>Men's/boy's ovr coats,car coat,capes of rami oth than of heading 6203</i>	4 696	66 308	43 162	2 315 008
6201190090	<i>Men's/boy's ovr coats,car coat,capes of oth textl matrl oth thn of head 6203</i>	494 482	2 413 554	19 825 394	87 720 365
6201910000	<i>Men's/boys' wind-cheaters,wind-jackets of wool/fne animl hair oth thn head 6203</i>	-	2 025	-	59 187

Tabel 3 : Ekspor Indonesia menurut Komoditi (Kode HS 10 digit)
Export of Indonesia by Commodity (10 digit of HS Code)

September 2016
September

Kode H S HS Code	Uraian golongan barang Group description	Berat bersih / Net weight (Kg)		Nilai / Value F.O.B. (U S \$)	
		Bulan ini Current month	Kumulatif Cum. Jan. to date	Bulan ini Current month	Kumulatif Cum. Jan. to date
(1)	(2)	(3)	(4)	(5)	(6)
6201920000	Men's/boys' wind-cheaters,wind-jackets of cotton oth than of heading 6203	230 163	1 610 811	2 238 402	14 778 291
6201930000	Men's/boys' wind-cheaters,wind-jackets of man-made fibr oth thn of head 6203	915 237	4 938 915	25 279 509	146 092 297
6201990090	Men's/boys' wind-cheaters,wind-jackets of oth textl matr l oth thn of head 6203	150 676	638 527	4 908 345	19 153 214
6202110000	Women's/girl's ovr coats,car coat,capes of wool/fne animl hair oth thn head 6204	14 564	53 521	456 557	1 857 016
6202120000	Women's/girl's ovr coats,car coat,capes of cotton oth than of heading 6204	10 975	75 347	168 184	1 860 023
6202130000	Women's/girl's ovr coats,car coat,capes of man-made fibr oth thn of head 6204	64 459	839 806	893 714	9 433 473
6202190020	Women's/girl's ovr coats,car coat,capes of rami oth than of heading 6204	23 506	60 682	106 551	1 424 840
6202190090	Women's/girl's ovr coats,car coat,capes of oth textl matr l oth thn of head 6204	53 403	708 924	1 041 173	4 028 075
6202920000	Women's/girl's wind-cheaters,wind-jacket of cotton oth than of heading 6204	1 163	69 276	19 586	1 366 544
6202930000	Women's/girl's wind-cheaters,wind-jacket of man-made fibr oth thn of head 6204	146 031	611 122	3 706 642	18 737 185
6202990090	Women's/girl's wind-cheaters,wind-jacket of oth textl matr l oth thn of head 6204	20 578	490 937	741 232	15 078 117
6203110000	Men's/boy's suits of wool/fine animal hair, not knitted/crocheted	128 451	987 979	1 221 979	9 326 593
6203120000	Men's/boy's suits of synthetic fibres, not knitted/crocheted	121 504	1 240 088	1 444 530	13 614 659
6203191010	Men's/boy's suits of cotton, printed by traditional batik process,not knit/croch	3 047	39 266	42 448	909 227
6203191090	Men's/boy's suits of cotton, not printed by trdtional batik process,not knit/croc	25 445	468 993	509 851	3 162 432
6203199019	Men's/boy's suits of silk, not printed by trdtional batik process,not knit/croc	101	264	626	3 074
6203199090	Men's/boy's suits of other textile mater not knitted/crocheted	152 477	1 110 569	2 439 008	20 948 991
6203220090	Men's/boy's ensembles of cotton,not printed by trdtional batik procss,not kn	19 894	52 896	215 347	585 498
6203230000	Men's/boy's ensembles of synthetic fibres,not knitted/crocheted	-	10	-	231
6203299000	Men's/boy's ensembles of other textile material, not knitted/crocheted	643	4 800	613	83 947
6203310000	Men's/boy's jackets&blazers of wool/ fine animal hair, not knitted/crocheted	19 481	246 512	887 720	11 289 849
6203320010	Men's/boy's jackets&blazers of cotton, printed by trdtional batik procss,not kn	-	3 825	-	348 280
6203320090	Men's/boy's jackets&blazers of cotton, not printed by trdtional batik process	130 176	1 160 290	1 402 248	12 096 295
6203330000	Men's/boy's jackets&blazers of synthtc fibres, not knitted/crocheted	289 198	1 999 438	3 584 849	34 022 794
6203390000	Men's/boy's jackets&blazers of other textile material, not knitt/crocheted	202 172	1 849 175	6 090 171	54 019 964
6203410000	Men's/boy's trousers, breeches&shorts of wool/fine animal hair,not knitt/croch	24 480	318 569	699 059	11 783 874
6203421000	Men's/boy's bib&brace overalls of cotton, not knitted/crocheted	19 420	292 826	657 104	10 329 007
6203429000	Men's/boy's trousers, breeches&shorts of cotton, not knitted/crocheted	1 047 468	10 520 868	17 529 538	190 663 735
6203430000	Men's/boy's trousers, breeches&shorts of synthtc fibres,not knitt/crocheted	655 422	6 514 392	11 653 890	137 050 490
6203490010	Men's/boy's trousers, breeches&shorts of silk, not knitted/crocheted	-	1	-	2
6203490090	Men's/boy's trousers, breeches&shorts of oth textile material,not knitt/croch	588 319	3 132 349	3 560 141	22 882 415
6204110000	Women's/girl's suits of wool/fine animal hair,not knitted/crocheted	-	19 408	-	29 478

Tabel 3 : Ekspor Indonesia menurut Komoditi (Kode HS 10 digit)
Export of Indonesia by Commodity (10 digit of HS Code)

September 2016
September

Kode H S HS Code	Uraian golongan barang Group description	Berat bersih / Net weight (Kg)		Nilai / Value F.O.B. (U S \$)	
		Bulan ini Current month	Kumulatif Cum. Jan. to date	Bulan ini Current month	Kumulatif Cum. Jan. to date
(1)	(2)	(3)	(4)	(5)	(6)
6204120010	Women's/girl's suits of cotton, printed by traditional batik process, not knit/croch	-	66	-	946
6204120090	Female's suits of cotton, not printed by traditional batik process	20 364	274 902	366 126	2 985 998
6204130000	Female's suits of synthetic fibres	76 685	806 101	1 682 452	16 797 581
6204190011	Female's suits of silk, printed by traditional batik process	245	2 792	6 819	78 286
6204190019	Female's suits of silk, not printed by traditional batik process	170 147	755 117	1 135 846	8 818 425
6204190090	Female's suits of oth textiles, not silk	19 743	242 224	636 325	2 371 271
6204210000	Female's ensembles of wool/fine animal hair	2 088	2 088	45 779	45 779
6204220090	Female's ensembles of cotton, not printed by traditional batik process	6 232	20 855	96 458	358 637
6204230000	Female's ensembles of synthetic fibres	3 597	30 037	126 369	798 176
6204290090	Female's ensembles of other textiles, not silk	9	22 119	118	589 647
6204310000	Female's jackets & blazers of wool/fine animal hair	13 073	82 222	457 452	2 919 152
6204320010	Female's jackets & blazers of cotton, printed by traditional batik process	1	117	8	1 290
6204320090	Female's jackets & blazers of cotton, not printed by traditional batik process	50 823	555 400	1 486 353	17 384 347
6204330000	Female's jackets & blazers of synthetic fibres	239 723	1 568 755	3 753 774	31 487 114
6204390011	Female's jackets and blazers of silk, printed by traditional batik process	-	100	-	679
6204390019	Female's jackets and blazers of silk, not printed by traditional batik process	-	722	-	8 509
6204390090	Oth female's jackets and blazers of oth textiles, not silk	7 508	122 557	220 480	3 204 422
6204410000	Female's dresses of wool/fine animal hair	2 210	17 553	104 568	586 689
6204420010	Female's dresses of cotton, printed by traditional batik process	5 843	123 913	159 131	3 637 637
6204420090	Female's dresses of cotton, not printed by traditional batik process	378 347	3 043 178	4 260 838	41 398 464
6204430000	Female's dresses of synthetic fibres	247 125	3 807 991	6 560 819	88 913 030
6204440000	Female's dresses of artificial fibres	69 511	1 036 216	1 408 560	20 644 238
6204490011	Female's dresses of silk, printed by traditional batik process	8 973	16 680	136 738	233 245
6204490019	Female's dresses of silk, not printed by traditional batik process	12 584	39 514	109 042	274 185
6204490090	Female's dresses of oth textiles, not silk and not by traditional batik process	100 589	1 811 657	1 737 455	25 219 900
6204510000	Female's skirts & divided skirts of wool /fine animal hair	10 194	84 455	256 492	1 961 151
6204520010	Female's skirts & divided skirts of cotton, printed by traditional batik process	-	1 235	-	86 354
6204520090	Female's skirts & divided skirts of cotton, not by traditional batik process	18 630	531 195	629 091	12 146 803
6204530000	Female's skirts & divided skirts of synthetic fibres	184 160	1 882 688	4 554 419	49 613 298
6204590011	Female's skirts & divided skirts of silk, printed by traditional batik process	-	4	-	337
6204590019	Female's skirts & divided skirts of silk, not by traditional batik process	55	2 652	756	66 482
6204590090	Female's skirts & divided skirts of oth textiles, not silk	438 481	3 604 973	3 730 879	33 178 539
6204610000	Female's trousers/bib&brace overall/ breeches/shorts of wool/fine animal hair	7 189	97 447	238 370	3 179 433
6204620000	Female's trousers/bib&brace overall/ breeches/shorts of cotton	897 622	11 679 507	17 141 331	229 892 949
6204630010	Female's trousers/shorts/etc of synthetic fibers for clothing aviator	1 127	11 270	5 250	48 688
6204630090	Female's trousers/shorts/etc of synthetic fibers not for clothing aviator	400 141	4 161 487	6 039 408	70 604 739
6204690000	Female's trousers/shorts/etc of oth wool or fine animal hair and cotton	90 118	3 061 161	1 115 987	35 917 036
6205200010	Male's shirts of cotton, printed by traditional batik process	434 776	3 168 243	9 862 565	79 672 628

Tabel 3 : Ekspor Indonesia menurut Komoditi (Kode HS 10 digit)
Export of Indonesia by Commodity (10 digit of HS Code)

September 2016
September

Kode H S HS Code	Uraian golongan barang Group description	Berat bersih / Net weight (Kg)		Nilai / Value F.O.B. (U S \$)	
		Bulan ini Current month	Kumulatif Cum. Jan. to date	Bulan ini Current month	Kumulatif Cum. Jan. to date
(1)	(2)	(3)	(4)	(5)	(6)
6205200090	Male's shirts of cotton, not printed by traditional batik process	1 060 632	7 888 070	24 651 813	188 201 495
6205300000	Male's shirts of man-made fibres	303 401	3 883 793	5 401 812	61 090 753
6205901000	Male's shirts of oth textiles of wool or fine animal hair	76 843	284 640	2 013 024	7 385 820
6205909011	Male's shirts of silk, printed by traditional batik process	383	457	8 697	10 398
6205909019	Male's shirts of silk, not printed by traditional batik process	-	2 517	-	34 420
6205909090	Male's shirts of oth wool or fine animal hair, not silk	34 804	321 248	289 954	4 496 108
6206100010	Female's blouses/shirts/shirt blouses of silk/waste, by traditional batik process	1	30	35	1 638
6206100090	Female's blouses/shirts/shirt blouses of silk/waste, not by trad batik process	7 664	34 712	95 474	530 910
6206200000	Female's blouses/shirts/shirt blouses of wool/fine animal hair	32	18 101	2 951	370 856
6206300010	Female's blouses/shirts/shirt blouses of cotton, by traditional batik process	34 296	435 847	1 359 981	13 335 931
6206300090	Female's blouses/shirts/shirt blouses of cotton, not by traditional batik process	297 784	3 434 897	8 239 202	93 439 081
6206400000	Female's blouses/shirts/shirt blouses of man-made fibres	1 275 107	10 740 939	24 270 662	239 248 463
6206900000	Female's blouses/shirts/shirt blouses of oth textiles	393 546	3 859 959	6 026 036	84 864 601
6207110000	Male's underpants & briefs of cotton	153 443	1 348 004	2 368 032	22 580 602
6207190000	Male's underpants & briefs of oth textiles, not cotton	65 653	217 666	963 950	2 613 926
6207210010	Male's nightshirts & pyjamas of cotton, printed by traditional batik process	5 732	18 202	175 556	562 011
6207210090	Male's nightshirts & pyjamas of cotton, not printed by traditional batik process	7 819	367 950	94 070	4 343 030
6207220000	Male's nightshirts & pyjamas of man made fibres	103	3 667	749	40 783
6207290090	Male's nightshirts & pyjamas of oth textiles, not silk & cotton	14 031	112 096	85 806	833 121
6207910000	Male's wear, not underpants/briefs/night shirts/pajamas of cotton	1 620	96 065	11 205	1 991 592
6207991000	Male's wear, not underpants/briefs/night shirts/pajamas of man-made fibres	-	6 416	-	59 694
6207999000	Male's wear, not underpants/briefs/night shirts/pajamas of oth textiles not cotton	247 615	2 275 757	1 636 781	8 236 928
6208110000	Female's slips & petticoats of man-made fibres	9 991	723 331	59 380	6 686 530
6208190000	Female's slips & petticoats of other textiles	108 059	696 744	1 093 444	8 197 880
6208210010	Female's nightdresses & pajamas of cotton, by traditional batik process	-	1 243	-	45 322
6208210090	Female's nightdresses & pajamas of cotton, not by traditional batik process	3 448	175 830	55 780	3 165 573
6208220000	Female's nightdresses & pajamas of man made fibres	10 173	125 270	37 663	2 036 195
6208290019	Female's nightdresses & pajamas of silk, not printed by traditional batik process	37 402	383 428	435 353	4 345 085
6208290090	Female's nightdresses & pajamas, not cotton & oth textiles	9 189	281 475	32 540	2 196 172
6208910011	Female's negliges of cotton printed by traditional batik process	-	1 070	-	32 969
6208910019	Female's negliges of cotton not printed by traditional batik process	3 896	26 181	26 321	434 991
6208910090	Oth female's negliges of cotton	19 975	201 546	188 635	1 391 064
6208920011	Female's negliges of man made fibres, printed by traditional batik process	-	23 345	-	350 733
6208920019	Female's negliges of man made fibres, not printed by traditional batik process	-	14 456	-	559 753
6208920090	Oth female's wear of cotton, not negliges	474	128 990	8 378	3 572 617
6208999000	Female's wear of oth textiles, not wool or fine animal air	738 958	828 047	6 167 965	7 375 155
6209203000	Babies' t-shirts, shirts, pajamas, same items of cotton	48 137	557 670	372 143	6 060 444

Tabel 3 : Ekspor Indonesia menurut Komoditi (Kode HS 10 digit)
Export of Indonesia by Commodity (10 digit of HS Code)

September 2016
September

Kode H S HS Code	Uraian golongan barang Group description	Berat bersih / Net weight (Kg)		Nilai / Value F.O.B. (U S \$)	
		Bulan ini Current month	Kumulatif Cum. Jan. to date	Bulan ini Current month	Kumulatif Cum. Jan. to date
(1)	(2)	(3)	(4)	(5)	(6)
6209209010	Babies' suits, pants and same items of cotton, not t-shirts/shirts/pajamas	51 067	1 474 737	779 974	29 577 837
6209209090	Oth babies' suits, pants and same items of cotton, not t-shirts/shirts/pajamas	29 273	536 385	482 204	10 586 496
6209301000	Babies' suits, pants & same items of synthetic fibres	6 567	73 442	96 900	537 511
6209303000	Babies' t-shirts, shirts, pajama, & same items of synthetic fibres	7 192	413 253	111 324	4 601 225
6209304000	Babies' clothing accessories of synthetic fibers	90	1 961	375	5 640
6209309000	Babies' garments of synthetic fibers, not suits/pants/t-shirts/shirts/pajamas	16 460	90 979	255 334	1 051 042
6209900000	Babies garments & clothing acc of oth textiles, not cotton/synthetic fibres	46 953	398 118	374 894	4 617 228
6210101100	Work protective grmnt of chemicals/ radiation/fire from fabrics of 5602/5603	-	38	-	350
6210101900	Work protective grmnt of oth hazard substances from fabrics of 5602/5603	-	3 158	-	28 881
6210109000	Garment from fabric 5602/5603, not for work protective	316 594	2 242 987	3 495 703	26 076 757
6210202000	Oth garmnt of subhead 620111-620119, protective work from fire	-	19	-	765
6210204000	Oth garmnt of subhead 620111-620119, of oth protective work	-	23	-	690
6210209000	Oth garmnt of subhead 620111-620119, for protective work from oth hazard subs	164	1 162	7 537	48 340
6210309000	Oth garmnt of subhead 620211-620219, for protective work from oth hazard subs	-	620	-	9 700
6210401000	Oth male garmnt of 5602/03;5903/06/07 for protect work from fire	754	3 214	11 658	42 327
6210402000	Oth male garmnt of 5602/03;5903/06/07 for protect work from chemical/radiation	34 563	140 758	342 370	1 738 869
6210409000	Oth male garmnt of 5602/03;5903/06/07 for protect work from oth hazard substan	26 069	204 375	136 305	2 327 674
6210501000	Oth female garmnt of 5602/03;5903/06/07 for protect work from fire	35 126	382 502	322 001	2 718 623
6210502000	Oth female garmnt of 5602/03;5903/06/07 for protect work from chemical/radiation	-	3	-	28
6210509000	Oth female garmnt of 5602/03;5903/06/07 for protect work from oth hazard substan	59 605	526 749	2 188 780	14 700 299
6211110000	Male's swimwear	96 459	842 422	3 233 855	27 692 479
6211120000	Female's swimwear	11 631	171 303	429 053	5 017 546
6211200000	Garments ski suits for male and female	-	2 026	-	26 942
6211321000	Oth male's garments of cotton for rencing/wrestling	200	6 578	1 596	27 202
6211322000	Oth male's garments of cotton for pilgrimage robes (ehram)	345	2 414	1 135	13 922
6211329000	Oth male's garments of cotton not for rencing/wrestling/pilgrimage robes	11 730	203 001	307 292	3 520 575
6211331000	Oth male's garments of man-made fibres for rencing or wrestling	101 156	535 982	782 158	6 155 383
6211339000	Oth male's garments of man-made fibres to protect from oth hazard substances	36 851	810 331	611 458	11 831 068
6211393000	Oth male's garments of syhntetic fibres to protect from chemicals/radiation	-	50	-	19
6211399000	Oth male's garments of syhntetic fibres to protect from oth hazard substances	17 323	236 044	147 347	2 061 709
6211421000	Oth female's garments of cotton for rencing/wrestling	18 280	168 940	316 472	2 751 057
6211422000	Oth female's garments of cotton for prayer cloaks	65 739	265 629	489 048	1 811 873
6211429000	Oth male's garments of cotton not for rencing/wrestling/prayer cloaks	51 090	584 868	950 266	9 198 723
6211431000	Oth female's garmnt of man-made fibres for surgical gowns	21 660	75 415	168 942	920 154
6211432000	Oth female's garmnt of man-made fibres for prayer cloaks	11 931	149 918	51 480	406 903

Tabel 3 : Ekspor Indonesia menurut Komoditi (Kode HS 10 digit)
Export of Indonesia by Commodity (10 digit of HS Code)

September 2016
September

Kode H S HS Code	Uraian golongan barang Group description	Berat bersih / Net weight (Kg)		Nilai / Value F.O.B. (U S \$)	
		Bulan ini Current month	Kumulatif Cum. Jan. to date	Bulan ini Current month	Kumulatif Cum. Jan. to date
(1)	(2)	(3)	(4)	(5)	(6)
6211434000	<i>Oth female's garmnt of man-made fibres for rencing/wrestling</i>	-	3 527	-	87 379
6211435000	<i>Oth female's garmnt of man-made fibres to protect from chemicals/radiation/fire</i>	-	41	-	576
6211439000	<i>Oth female's garmnt of man-made fibres not for subhead 62114310-62114350</i>	79 987	1 097 858	1 725 838	18 702 243
6211491000	<i>Oth female's garmnt of oth textiles for rencing/wrestling</i>	-	450	-	171
6211493000	<i>Oth female's garmnt of oth textiles for prayer cloaks</i>	1 603	144 001	4 232	790 959
6211494000	<i>Oth female's garmnt of wool/fine animal hair</i>	-	2 709	-	110 377
6211499000	<i>Oth female's garmnt of oth textiles not for forrencing/wrestling/protect/prayer</i>	214 193	2 001 640	1 340 051	14 480 115
6212101000	<i>Brassieres of cotton, not knitted/ crocheted</i>	35 095	293 389	1 511 459	11 688 862
6212109000	<i>Brassieres of oth textiles, not knitted/ crocheted</i>	454 910	5 459 002	17 661 930	207 606 243
6212201000	<i>Girdles & panty-girdles of cotton, not knitted/crocheted</i>	1 103	3 309	2 224	6 781
6212209000	<i>Girdles & panty-girdles of ot textile materials, not knitted/crocheted</i>	7 103	266 163	283 310	9 703 912
6212301000	<i>Corsets of cotton, not knitted/crocheted</i>	3 248	20 748	191 456	1 017 382
6212309000	<i>Corsets of oth textile materials, not knitted/crocheted</i>	17 950	196 331	284 471	3 803 908
6212901900	<i>Suspenders/garters/braces of cotton not for treatment scar/athletic support</i>	381	32 480	13 678	1 147 949
6212909200	<i>Suspenders/garters/braces of oth txtiles for athletic supporters</i>	366	135 586	20 893	4 549 537
6212909900	<i>Suspenders/garters/braces of oth txtiles not for treatment scar/athletic support</i>	62 492	484 896	2 475 420	17 880 345
6213209000	<i>Handkerchiefs of cotton, not printed by traditional batik process</i>	424	628	3 614	5 677
6213901900	<i>Handkerchiefs of silk/waste, not printed by traditional batik process</i>	-	5 620	-	51 373
6213909900	<i>Handkerchiefs of oth textiles not silk/ waste, not by traditional batik process</i>	88	996	165	3 156
6214101000	<i>Syals/scarves/mufflers/mantillas/veils of silk/waste, by trad batik proc</i>	8	325	234	3 294
6214109000	<i>Syals/scarves/mufflers/mantillas/veils of silk/waste, not by trad batik proc</i>	639	14 578	21 282	292 994
6214200000	<i>Syals/scarves/mufflers/mantillas/veils of wool/fine animal hair</i>	23	143	331	10 785
6214301000	<i>Syals/scarves/mufflers/mantillas/veils of synth fibres, by trad batik proc</i>	-	86	-	2 475
6214309000	<i>Syals/scarves/mufflers/mantillas/veils of synth fibres, not by trad batik proc</i>	1 492	9 388	31 270	145 837
6214409000	<i>Syals/scarves/mufflers/mantillas/veils of artficial fibres, not trad batik proc</i>	250	3 684	1 154	41 449
6214901000	<i>Syals/scarves/mufflers/mantillas/veils of oth textiles, by trad batik proc</i>	485	5 650	14 052	160 947
6214909000	<i>Syals/scarves/mufflers/mantillas/veils of oth textiles, not by trad batik proc</i>	4 967	74 821	34 286	702 983
6215109000	<i>Ties/bow ties/cravats of silk/waste, not printed by traditional batik process</i>	23	531	175	9 106
6215209000	<i>Ties/bow ties/cravats of man-made fibres , not printed by traditional batik proc</i>	2	62	65	2 018
6215901000	<i>Ties/bow ties/cravats of oth textiles, printed by traditional batik process</i>	-	727	-	443
6215909000	<i>Ties/bow ties/cravats of oth textiles, not printed by traditional batik process</i>	165	1 122	500	16 961
6216001000	<i>Protective work gloves, mittens & mitts</i>	45 615	516 569	2 405 474	27 194 495
6216009100	<i>Oth gloves, mittens & mitts of wool/fine animal hair</i>	36	625	574	9 550
6216009200	<i>Oth gloves, mittens & mitts of cotton</i>	-	132	-	933
6216009900	<i>Oth gloves, mittens & mitts not wool/ fine animal hair/cotton</i>	26 322	240 658	1 006 447	10 026 410
6217101000	<i>Accesories of oth made up clothing, oth than hd 6212 for judo belts</i>	-	1 002	-	3 013

Tabel 3 : Ekspor Indonesia menurut Komoditi (Kode HS 10 digit)
Export of Indonesia by Commodity (10 digit of HS Code)

September 2016
September

Kode H S HS Code	Uraian golongan barang Group description	Berat bersih / Net weight (Kg)		Nilai / Value F.O.B. (U S \$)	
		Bulan ini Current month	Kumulatif Cum. Jan. to date	Bulan ini Current month	Kumulatif Cum. Jan. to date
(1)	(2)	(3)	(4)	(5)	(6)
6217109000	Accessories of oth made up clothing, oth than hd 6212, not for judo belts	30 999	400 001	377 347	4 878 856
6217900000	Parts of garments or clothing accssories oth than of heading 6212	5 183	53 658	35 179	784 107
6301100000	Electric blankets	253 359	383 619	2 586 837	4 082 125
6301200000	Blankets (not electric) & trvelling rugs of wool/fine animal hair	-	3 846	-	7 283
6301300090	Blankets (not electric) & trvelling rugs of cotton	1 769	43 824	39 860	302 000
6301400010	Blankets (not electric) & trvelling rugs of synthtc fibres of nonwoven fabrics	13 000	34 748	56 950	157 256
6301400090	Blankets (not electric) & trvelling rugs of synthtc fibres of woven fabrics	26 382	247 407	160 648	1 482 249
6301900010	Oth blankets & travelling rugs, nonwoven fabrics of nonwoven fabrics	261	36 946	7 615	213 931
6301900090	Oth blankets & travelling rugs of woven fabrics	25 816	569 560	180 572	5 534 992
6302100000	Bed linen, knitted/crocheted	1 032	307 459	4 836	1 882 812
6302210000	Oth bed linen of cotton, printed	10 803	52 817	62 951	320 067
6302221000	Oth bed linen of man-made fibres of nonwoven fabrics, printed	-	3 273	-	15 772
6302229000	Oth bed linen of man-made fibres of woven fabrics, printed	3 098	30 026	17 317	203 751
6302290000	Oth bed linen of oth textiles, printed	221	6 743	5 758	38 778
6302310000	Oth bed linen of cotton, not printed	66 031	459 201	645 017	4 350 275
6302321000	Oth bed linen of man-made fabrics of nonwoven fabrics	75	295	35	163
6302329000	Oth bed linen of man-made fabrics of woven fabrics	1 007	34 083	13 146	388 870
6302390000	Oth bed linen of oth textiles, not printed	2 727	19 405	11 377	77 798
6302400000	Table linen, knitted or crocheted	6	1 267	22	16 966
6302510010	Oth table linen of cotton, printed by traditional batik process	-	203	-	1 200
6302510090	Oth table linen of cotton, not printed by traditional batik process	10 899	39 278	114 502	420 805
6302530000	Oth table linen,of man-made fibres	2 796	38 158	23 253	341 825
6302590000	Oth table linen,of oth textiles	34 413	92 049	324 179	864 397
6302600000	Toilet&kitchen linen of terry towelling/ similar terry fabrics of cotton	199 980	1 947 563	1 390 093	14 177 744
6302910000	Oth linen not for bed, table, toilet & kitchen of cotton	205	30 976	265	232 036
6302930000	Oth linen not for bed, table, toilet & kitchen of man-made fibres	-	171	-	1 315
6302990000	Oth linen not for bed, table, toilet & kitchen of oth textiles	10	2 813	10	46 418
6303120000	Curtains (inc drapes) & int blinds/bed valances of synth fibres, knitted/crchtd	338 715	2 505 179	2 646 812	18 518 400
6303191000	Curtains (inc drapes) & int blinds/bed valances of cotton, knitted/crchtd	336	1 167	4 181	10 055
6303199000	Curtains (inc drapes) & int blinds/bed valances of oth cotton, knitted/crchtd	1 824	38 831	15 331	149 977
6303910000	Curtains (inc drapes) & int blinds/bed valances of cotton, not knitted/crchtd	189 207	1 705 078	1 142 104	10 386 892
6303920000	Curtains (inc drapes) & int blinds/bed valances of synth fibres, not knitted	62 162	414 159	606 503	4 124 769
6303990000	Curtains (inc drapes) & int blinds/bed valances of oth textiles, not knitted	25 686	269 541	240 153	2 675 924
6304110000	Bedspreads, knitted/crocheted	80	685	16 083	45 567
6304191010	Bedspreads of cotton, printed by traditional batik process	-	19	-	413
6304191090	Bedspreads of cotton, not printed by traditional batik process	365	10 009	2 789	96 090
6304192000	Bedspreads of nonwoven, not knitted/ crocheted	468	6 481	7 518	61 012
6304199000	Bedspreads from woven, not knitted/ crocheted and not from cotton	2 278	25 467	13 539	165 649
6304911000	Mosquito nets, knitted/crocheted	450	17 494	3 837	135 916

Tabel 3 : Ekspor Indonesia menurut Komoditi (Kode HS 10 digit)
Export of Indonesia by Commodity (10 digit of HS Code)

September 2016
September

Kode H S HS Code	Uraian golongan barang Group description	Berat bersih / Net weight (Kg)		Nilai / Value F.O.B. (U S \$)	
		Bulan ini Current month	Kumulatif Cum. Jan. to date	Bulan ini Current month	Kumulatif Cum. Jan. to date
(1)	(2)	(3)	(4)	(5)	(6)
6304919000	<i>Oth furnishing artcl, not bedspread/ mosquito nets, knitted/crocheted</i>	2 114	60 276	21 417	196 900
6304920000	<i>Oth furnishing artcl of cotton, not bedspread & not knitted/crocheted</i>	22	17 772	594	123 546
6304930000	<i>Oth furnishing artcl of synthetic fibres , not bedspread & not knitted/crocheted</i>	12 589	58 547	79 625	372 890
6304990000	<i>Oth furnishing artcl of oth textiles, not bedspread & not knitted/crocheted</i>	37	1 143	621	7 938
6305101100	<i>New sacks & bags of jute for packing goods</i>	-	60	-	65
6305101900	<i>New sacks & bags of oth textiles bast fibres of hd 5303 for packing goods</i>	1 100	3 990	3 420	20 867
6305102900	<i>Used sacks & bags of oth textiles bast fibres of hd 5303 for packing goods</i>	-	160 277	-	41 566
6305200000	<i>Sack&bag of cotton for packing goods</i>	4 299	126 976	28 091	820 369
6305322000	<i>Flxible intrmdiate bulk containrs of synthetic textiles, knitted/crocheted</i>	36 131	243 779	106 646	744 448
6305329000	<i>Flxible intrmdiate bulk containrs of synt txtiles, nonwoven & not knitted/crchttd</i>	636 877	5 420 412	2 775 886	22 213 589
6305331000	<i>Sack&bag of polyethylene/polypropylene strip/same items, knitted/crocheted</i>	120 471	2 240 181	221 330	4 316 358
6305332000	<i>Sack&bag of polyethylene/polypropylene strip/same items of woven strip</i>	110 304	1 030 898	269 622	2 153 029
6305339000	<i>Sack&bag of polyethylene/polypropylene strip, not knitted/crocheted/nonwoven</i>	1 758 614	15 114 913	3 332 908	27 641 802
6305391000	<i>Oth sack&bag of synthetice txtils of no n woven</i>	135	6 967	1 835	121 131
6305392000	<i>Oth sack&bag of synthetice txtils, knit ted/crocheted</i>	-	3 238	-	11 071
6305399000	<i>Oth sack&bag of synthetice txtils of wo ven & not knitted/crocheted</i>	188	6 427	455	18 025
6305902000	<i>Sacks & bags of oth textiles of coconut (coir) of heading 5305</i>	-	133	-	503
6305909000	<i>Sacks & bags of oth textiles not hemp/ coconut (coir) of heading 5305</i>	1 167	10 344	469	104 541
6306120000	<i>Tarpaulins, awnings & sunblinds of synthetic fibres</i>	497	54 610	1 588	171 548
6306199000	<i>Tarpaulins, awnings & sunblinds of oth textiles, not coir fibres/cotton</i>	27 393	139 302	68 591	311 232
6306220000	<i>Tents of synthetic fibres</i>	129	11 062	1 418	55 142
6306291000	<i>Tents of oth textiles of cotton</i>	-	352	-	667
6306299000	<i>Tents of oth textiles, oth than cotton</i>	835	17 688	1 226	13 582
6306300000	<i>Sails for boats/sailboards/landcraft</i>	70	104	44	516
6306401000	<i>Pneumatic mattresses of cotton</i>	50	2 817	7	9 676
6306409000	<i>Pneumatic mattresses, oth than cotton</i>	40	4 197	871	8 145
6306900010	<i>Camping goods of cotton</i>	34	2 684	553	11 230
6306900099	<i>Camping goods of oth textiles of woven</i>	1 610	52 190	43 652	1 208 589
6307101000	<i>Floor/dish/similar cleaning clothes or dusters of nonwoven</i>	-	15	-	189
6307109000	<i>Floor/dish/similar cleaning clothes or dusters woven oth than felt</i>	83 102	780 129	911 333	6 306 328
6307200000	<i>Life-jackets & life-belts</i>	23	340	143	21 064
6307903000	<i>Umbrella covers in triangular piece</i>	-	427	-	2 505
6307904000	<i>Surgical masks</i>	-	1 070	-	1 155
6307906100	<i>Harnesses safety suitable for industrial use</i>	-	1	-	8
6307906900	<i>Harnesses safety suitable not for industrial use</i>	109	6 764	533	91 764
6307907000	<i>Fans and handscreens</i>	50	830	274	4 729
6307909000	<i>Oth made up artcils, not umbrella covers /surgical masks/harnesses safety</i>	244 343	1 770 757	2 130 521	15 743 421
6308000000	<i>Sets, consist of woven fabric&yarn w/o accessories txtiles articles for retail</i>	1 674	9 680	3 071	49 780
6309000000	<i>Worn clothing & oth worn articles.</i>	88 454	949 436	258 690	1 621 584
6310101000	<i>Used/new rags, sorted</i>	175 995	1 571 939	41 418	306 708
6310109000	<i>Scrap twine/cordage/rope/cbles worn out articles of those, sorted</i>	714 639	2 615 387	6 014 014	43 877 780
6310901000	<i>Used/new rags, unsorted</i>	263 970	3 382 903	95 291	1 291 377

Tabel 3 : Ekspor Indonesia menurut Komoditi (Kode HS 10 digit)
Export of Indonesia by Commodity (10 digit of HS Code)

September 2016
September

Kode H S HS Code	Uraian golongan barang Group description	Berat bersih / Net weight (Kg)		Nilai / Value F.O.B. (U S \$)	
		Bulan ini Current month	Kumulatif Cum. Jan. to date	Bulan ini Current month	Kumulatif Cum. Jan. to date
(1)	(2)	(3)	(4)	(5)	(6)
6310909000	Scrap twine/cordage/rope/cbles worn out articles of those, unsorted	56 140	2 365 981	15 651	823 524
6401100000	Waterproof footwear incorp protective metal toe-cap with outer soles	399	60 153	3 048	323 876
6401920000	Oth waterproof footwear, covering the ankle but not cover the knee, with outer	77 786	684 275	1 051 328	8 734 741
6401990000	Oth waterproof footwear with outer soles plastic by stitching, riveting, nailing	16 387	247 768	64 387	1 731 989
6402120000	Ski-boots/cross-country ski-footwear/ snowboard boot with upper rubber/plastic	19 675	116 388	497 697	2 915 997
6402191000	Wrestling footwear with upper of rubber/ plastic	2 854	112 350	169 558	2 631 513
6402199000	Sports footwear not for wrestling/ski/ same items with upper of rubber/plastics	1 143 618	10 711 684	21 047 565	178 781 855
6402200000	Footwear with upper straps/thongs assembled to the sole by means of plugs	121 216	1 192 760	2 894 595	25 442 539
6402911000	Diving boots covering the ankle with upper of rubber/plastics	2 309	92 163	37 956	1 573 937
6402919100	Oth diving boots cover the ankle incorp protective metal toe-cap, rubber/plastic	15 556	15 556	187 800	187 800
6402919900	Oth diving boots cover the ankle not incorp protct mstal toe-cap, rubber/plstc	31 900	311 192	515 438	4 681 375
6402991000	Oth footwear not cover the ankle incorp protect metal toe-cap, rubber/plstc	61 073	870 122	1 227 533	16 118 809
6402999000	Oth footwear not cover the ankle & not incorp protct mstal toe-cap, rubber/plstc	552 416	6 542 664	9 288 064	117 237 786
6403120000	Ski-boots, cross-country ski footwear & snowboard boot, with upper of leathers	3 150	8 962	72 315	208 921
6403191000	Sports footwear fitted with spikes, cleats or the same item, leathers	1 296 934	13 131 930	29 605 660	283 316 956
6403192000	Sports footwear for riding boots or bowling shoes, leathers	100	800	162	1 961
6403193000	Sports footwear for wrestling, weight lifting or gymnastics, leathers	-	3 261	-	5 840
6403199000	Sports footwear not fitted with spikes/ bowling/wrstling/weight lifting/the like	3 075 603	25 353 531	57 200 822	458 616 265
6403200000	Footwear, outer soles of leather, uppers of leather straps accros, instep big toe	6 165	13 058	17 376	220 430
6403400000	Oth footwear incorp protect metal toe cap with upper of leathers	795 203	5 579 668	12 468 997	79 115 832
6403510000	Oth footwear with outer sole of leather covering the ankle	3	1 758	3 378	98 457
6403590000	Oth footwear with outer sole of leather, not covering the ankle	71 306	1 210 070	1 665 513	28 700 002
6403910000	Oth footwear, not for sprts/incorp metal toe-cap protect, covering the ankle	478 651	5 551 162	11 371 399	126 791 401
6403990000	Oth footwear, not for sprts/incorp metal toe-cap protect, not covering the ankle	3 813 387	34 694 078	68 847 043	645 668 692
6404111000	Sports footwear with outer sole rubbr/ plstc, with spike/cleat	639	8 419	4 871	86 729
6404112000	Sports footwear for wrestling, weight lifting or gym with outer sole rubbr/pls	-	9 517	-	113 230
6404119000	Sports footwear not fitted with spikes/ wrstling/weight lifting/the like oth	3 040 554	42 517 753	71 076 256	866 683 333
6404190000	Oth sports footwear for oth purposed with outer soles of rubber/plastics	1 916 445	22 504 049	39 179 576	413 234 365
6404200000	Oth footwear with outer soles of leather /composition leather	3 139	23 919	119 609	382 935
6405100000	Oth footwear, with uppers of leather/ composition leather	9 391	508 193	199 795	9 355 134
6405200000	Oth footwear, with uppers of textiles	7 701	123 361	83 804	2 278 840
6405900000	Oth footwear, with upper of ith leather/ composition leather/textiles	149 128	1 487 548	1 550 341	15 955 554
6406101000	Uppers & parts thereof, oth than stif feners of metal toe-caps	23 361	193 623	515 215	4 816 075

Tabel 3 : Ekspor Indonesia menurut Komoditi (Kode HS 10 digit)
Export of Indonesia by Commodity (10 digit of HS Code)

September 2016
September

Kode H S HS Code	Uraian golongan barang Group description	Berat bersih / Net weight (Kg)		Nilai / Value F.O.B. (U S \$)	
		Bulan ini Current month	Kumulatif Cum. Jan. to date	Bulan ini Current month	Kumulatif Cum. Jan. to date
(1)	(2)	(3)	(4)	(5)	(6)
6406109000	<i>Uppers & parts thereof, oth than stifeners & not fitted with metal toe-cap</i>	149 624	1 265 853	6 402 351	55 715 694
6406200000	<i>Parts of footwear with outer soles & heels, of rubber/plastics</i>	102 817	828 267	1 103 311	6 947 596
6406901000	<i>Parts of footwear of wood</i>	217	2 691	1 818	46 504
6406902100	<i>Oth parts of footwear of metal of iron/ steel</i>	59	2 448	32	24 714
6406902910	<i>Oth parts of footwear of metal of copper</i>	-	1 312	-	4 893
6406902990	<i>Oth parts of footwear of oth metal, not iron/steel/copper</i>	5 476	51 199	149 244	1 500 682
6406903100	<i>Oth parts of footwear of rubber/plastic in-soles</i>	109 986	782 600	1 814 865	13 700 086
6406903200	<i>Oth parts of footwear of rubber/plastic complete-soles</i>	-	185	-	118
6406903900	<i>Oth parts of footwear of rubber/plastic out-soles</i>	3 522	20 833	59 108	185 701
6406909100	<i>Oth parts of footwear of oth materials for gaiters/leggings/same items</i>	3 919	7 091	83 908	148 223
6406909900	<i>Oth parts of footwear of oth materials not for gaiters/leggings/same items</i>	40 399	270 994	700 738	4 581 269
6501000000	<i>Hat-forms/bodies,hood of felt,not block shape, not brims, plateaux, manchons</i>	4	760	153	8 956
6502000000	<i>Hat-shapes, plaited by assembling strip of any material, no block shape,lined</i>	11	6 468	21	107 835
6504000000	<i>Hats&oth headgear/plaited by assembling strips of any material, trimmed/not</i>	1 418	123 749	47 020	1 844 925
6505001000	<i>Hats&oth headgear of a kind used for religious purposes, knitted/crocheted</i>	7 182	265 727	24 432	806 488
6505002000	<i>Hats&oth headgear, knitt/crochet, hair- nets, knitted/crocheted</i>	-	37	-	2 110
6505009000	<i>Oth hats&oth headgear, not for hair-nets /religious purposes, knitted/crochet</i>	104 799	1 147 064	1 007 999	15 057 721
6506101000	<i>Protective helmets for motorcyclists whether/not lined/trimmed</i>	75 612	598 957	859 080	7 647 904
6506102000	<i>Industrial safety & firefighters helmets , excl steel helmets whether/not lined</i>	802	5 290	5 883	50 046
6506109000	<i>Oth safety headgear, not for motocyclist /industrial/firefighters/steel helmets</i>	4 925	7 950	23 920	53 677
6506910000	<i>Oth headgear of rubber/of plastics</i>	12	1 623	490	22 937
6506999000	<i>Oth headger of oth materials, not furskin</i>	179 355	1 236 316	621 313	4 414 227
6507000000	<i>Head-band,lining,cover,hat foundation, hat frame,peak&chinstrap,for head-gear</i>	223	3 972	3 255	63 876
6601100000	<i>Garden/similar umbrellas</i>	1 868	123 070	20 797	1 034 260
6601990000	<i>Umbrellas & sun umbrellas not having a telescopic shaft</i>	6 208	12 461	30 133	80 544
6602000000	<i>Walking-sticks, seat-sticks, whips, ridi ng crops & the like.</i>	1 047	40 052	9 459	161 094
6603200000	<i>Umbrella frames, including frames mounte d on shafts (sticks)</i>	-	2 382	-	8 364
6701000000	<i>Skin&oth part of bird with feathr/down, feathr,part of feathr,down, oth hd 0505</i>	3 877	15 617	49 367	175 023
6702100000	<i>Artificial flower, foliage, fruit, & parts thereof of plastics</i>	1 054	3 743	1 702	25 595
6702901000	<i>Artificial flower, foliage, fruit, & parts thereof of paper</i>	40	2 528	599	37 646
6702902000	<i>Artificial flower, foliage, fruit, & parts thereof of textiles</i>	-	713	-	7 091
6702909000	<i>Artific flower,foliage,fruit&parts thereof of oth mterials, not paper/txtil</i>	3 961	60 225	80 664	909 957
6703000000	<i>Human hair, dressed, thinned, bleached, othwise worked for wigs/the like</i>	2 780	28 481	182 105	1 714 475
6704110000	<i>Complete wigs of synthetic textiles</i>	489 153	4 586 513	12 263 678	105 900 678
6704190000	<i>False beards, eyebrows, eyelashes, switches of synthetic textiles</i>	436 299	3 963 553	8 910 103	69 184 950
6704200000	<i>Wigs, false beards, eyebrows,eyelashes of human hair</i>	52 509	496 693	6 189 804	61 601 461

Tabel 3 : Ekspor Indonesia menurut Komoditi (Kode HS 10 digit)
Export of Indonesia by Commodity (10 digit of HS Code)

September 2016
September

Kode H S HS Code	Uraian golongan barang Group description	Berat bersih / Net weight (Kg)		Nilai / Value F.O.B. (U S \$)	
		Bulan ini Current month	Kumulatif Cum. Jan. to date	Bulan ini Current month	Kumulatif Cum. Jan. to date
(1)	(2)	(3)	(4)	(5)	(6)
6704900000	Wigs, false beards, eyebrows, eyelashes, of oth materials	194 411	1 028 257	7 979 369	44 046 051
6801000000	Setts, curbstones & flagstones, of natur als stone (except slate)	751 814	7 280 744	389 710	4 144 281
6802100000	Tiles, cubes, similar articles, square < 7 cm, artif colored, chipping & powder	384 227	2 218 678	338 460	1 731 572
6802210000	Oth monmental/building stone of marble, travertine, alabaster, simple	1 523 546	12 482 050	879 979	7 326 384
6802230010	Oth monmental/building stone of granit with polished slabs	182	22 503	520	30 097
6802230090	Oth monmental/building stone of granit with not polished slabs	29 285	180 527	21 755	167 156
6802291000	Monumental/building stone of oth calcare ous stone, simply cut/sawn	2 556	63 416	17 248	77 768
6802299000	Monumental/building stone of oth stone, simply cut/sawn with a flat surface	1 107 793	8 734 609	666 242	6 490 740
6802911000	Oth article monumental/building of marble	353 736	4 001 929	360 493	3 894 788
6802919000	Oth article monumental/building of travertine & alabaster	41 828	669 301	48 017	748 208
6802920000	Oth article monumental/building of calcareous stone	22 000	31 000	4 454	5 993
6802930000	Oth article monumental/building of granite	22 682	1 414 186	22 299	1 611 364
6802990000	Oth article monumental/building of oth stones,not marble/travertine/granit	2 040 348	14 683 440	1 401 051	8 882 163
6804100000	Millstones & grindstones for milling, grinding & pulping	339 965	3 387 978	800 486	8 342 540
6804210000	Oth millstone/grindstone for grinding of agglomerated synt/natural diamond	5 917	51 249	741 092	5 626 110
6804220000	Oth millstone/grindstone of oth agglomer abrasv/cramc for grinding wheel&the like	4 220	33 767	3 418	389 229
6804230000	Oth millstone/grindstone of naturl stone for grinding wheel&the like	30 830	2 550 854	8 738	259 325
6804300000	Hand sharpening/polishing stones	186	37 491	728	13 179
6805100000	Natural/artificial abrasive powder/grain on a base of woven textile fabric only	24 318	237 984	164 090	1 625 553
6805200000	Natural/artificial abrasive powder/grain on a base of paper/paperboard only	1 478	16 963	6 515	96 444
6805300010	Natural/artificial abrasive powder/grain on a base of polishing discs	317	2 185	8 828	32 473
6805300090	Natural/artificial abrasive powder/grain on a base of oth materials, not polishin	14 703	102 153	81 009	596 792
6806100000	Slag wool, rock wool & similar mineral wools in bulk/sheets/rolls	388 847	3 958 020	414 927	4 158 262
6806900000	Mixture&article of heat/sound insulating or sound absorb mineral waters	5	515 784	561	203 349
6807901000	Articles of asphalt/of similar material of tiles, not in rolls	572	3 832	421	2 649
6807909000	Articles of asphalt/of similar material of oth tiles, not in rolls	578 718	4 038 428	250 200	1 846 467
6808001000	Roofing tiles, panels, boards, blocks & similar articles of coir fibres/straw	4 533	68 860	13 046	153 136
6808009000	Chips, particles, sawdust or oth waste of wood, agglomer with cement/plaster	508 761	5 526 414	229 156	2 301 083
6809110000	Board, sheet, panels, tiles, reinforced with paper/board only	6 895 892	40 076 042	1 119 774	6 637 720
6809191000	Oth articles of plaster/of compositions based on plaster of tiles	-	900	-	260
6809199000	Oth articles of plaster/of compositions based on plaster of oth tiles	45 616	408 348	113 692	1 325 477
6809909000	Oth articles of plaster/cmpositions based on plaster, not dental moulds	1	53 003	2	73 196
6810110000	Building blocks & bricks	5 583 916	33 704 672	383 243	2 372 674
6810191000	Tiles, reinforced or not	539 431	10 764 096	123 057	2 050 771
6810199000	Flagstones, reinforced or not	227 723	5 335 845	262 504	2 461 958

Tabel 3 : Ekspor Indonesia menurut Komoditi (Kode HS 10 digit)
Export of Indonesia by Commodity (10 digit of HS Code)

September 2016
September

Kode H S HS Code	Uraian golongan barang Group description	Berat bersih / Net weight (Kg)		Nilai / Value F.O.B. (U S \$)	
		Bulan ini Current month	Kumulatif Cum. Jan. to date	Bulan ini Current month	Kumulatif Cum. Jan. to date
(1)	(2)	(3)	(4)	(5)	(6)
6810910010	Concrete building piles for building or civil engineering	-	296 025	-	65 270
6810910090	Oth prefabricated structural components for building or civil engineering	2 027 766	19 552 112	183 638	2 969 347
6810990000	Oth prefabricated structural components, reinforced or not	524 208	4 103 908	369 899	4 910 541
6811401000	Corrugated sheets containing asbestos	1 442 666	5 924 852	261 191	1 088 261
6811402100	Floor or wall tile containing asbestos & plastics	1 875	1 875	1 064	1 064
6811402900	Floor or wall tile containing oth asbestos, not plastics	50	379 736	16	186 363
6811403000	Tubes or pipes containing asbestos	114	1 438	540	5 120
6811409000	Oth articles of asbestos cement	1 434	38 637	2 521	17 179
6811829000	Floor or wall tile of cellulose fibre- cement, not containing asbestos/plastics	2 197 265	20 340 399	413 547	4 163 036
6811899000	Other article of cellulose fibre cement, not tubes/pipes/pipes fittings	451 500	3 887 640	105 973	929 964
6812802000	Clothing of crocidolite fibres	-	90	-	300
6812805000	Cloth accessories, footwear & headgear fabricated crocidolite fibres	350	1 006	364	13 079
6812809000	Oth articles of crocidolite fibres	5	552	300	1 387
6812911000	Clothing of oth crocidolite fibres	22	3 312	529	19 492
6812919000	Clothing accessories, footwear & headgear of oth crocidolite fibres	-	1	-	20
6812930000	Compressed asbestos fibre jointing of oth crocidolite fibres in sheets or roll	-	2 200	-	14 698
6812991100	Fabric asbes fibres, oth crocidolite, mix with a basis asbes & Mg carbonate	3 252	9 802	741	2 183
6812999000	Oth fabricat asbes fibres of oth croci, not fabricate/floor/wall tiles	2 480	30 950	29 889	137 775
6813201000	Brake lining & pad of friction material and articles, containing asbestos	-	3 415	-	7 362
6813209000	Oth thn brake lining & pad of friction material and article, containing asbestos	-	6 621	-	29 894
6813810000	Brake lining & pad of friction material & article, not containing asbestos	27 873	510 621	370 753	2 852 561
6813890000	Oth thn brake lining & pad of friction material & article, not containing asbestos	39 453	368 424	404 699	5 620 144
6814100010	Worked mica & article of mica, agglomerated, sheets, strips, simply cut to shape	-	251	-	15 660
6814100090	Worked mica & article of mica, agglomerated, plates	-	664	-	403
6814900090	Oths worked mica & articles of mica	448	17 177	20 727	52 562
6815101000	Yarn/thread non-electrical articles graphite/carbon	2 240	8 772	266	3 614
6815102000	Bricks, paving slabs, floor tiles, etc non electrical articles graphite/carbon	263 068	2 265 599	212 113	1 868 848
6815109100	Carbon fibres, etc non electrical articles graphite/carbon	-	145 646	-	99 420
6815109900	Oth non electrical articles graphite or carbon	11 699	301 416	92 698	788 234
6815200000	Articles of peat	375	48 872	325	468 535
6815910000	Articles of stone, contents magnesite, dolomite/chromite	-	447 897	-	73 966
6815990000	Oth articles of stone, oth thn content magnesite, dolomite/chromite	646 074	6 100 623	512 317	3 692 918
6901000000	Bricks, blocks, tiles & oth ceramic goods of siliceous fossil meals/of similar	92 484	1 030 776	22 325	316 055
6902200000	Goods of siliceous cont by weight, singly or together alumina, silica, or mixt >50%	1 485	296 721	10 290	117 058
6902900000	Goods of siliceous cont by weight, of oth metals compound	232 591	1 418 436	53 814	325 609
6903100000	Oth refractory ceramic goods cont by weight, graphite/carbon, or a mixture >50%	1	7 699	219	15 381
6903200000	Oth refractory ceramic goods cont by weight, alumina/silica, or a mixture >50%	148 650	808 550	320 973	1 573 283
6903900000	Oth refractory ceramic goods cont by weight, oth metal compound > 50%	10 341	57 510	47 388	1 426 575

Tabel 3 : Ekspor Indonesia menurut Komoditi (Kode HS 10 digit)
Export of Indonesia by Commodity (10 digit of HS Code)

September 2016
September

Kode H S HS Code	Uraian golongan barang Group description	Berat bersih / Net weight (Kg)		Nilai / Value F.O.B. (U S \$)	
		Bulan ini Current month	Kumulatif Cum. Jan. to date	Bulan ini Current month	Kumulatif Cum. Jan. to date
(1)	(2)	(3)	(4)	(5)	(6)
6904100000	Ceramics building bricks	715	205 648	505	38 640
6904900000	Flooring blocks, support/filler tiles & the like	306 418	2 358 385	100 420	907 530
6905100000	Roofing tiles of ceramic	220 399	3 038 750	56 344	670 756
6905900000	Chimney-pot,owl,chimney liner, architect ornament&oth ceramic constr	1 800	77 249	1 140	142 131
6906000000	Ceramic pipes, conduits, guttering, pipe fittings	-	136	-	566
6907101000	Paving,hearth/wall tiles,rectangle, circle<7cm,unglazed	6 350	46 127	4 298	38 244
6907109000	Oth thn Paving,hearth/wall tiles, rectangle,circle<7cm,unglazed	218	4 673	78	1 559
6907901000	Paving,hearth/wall tiles,rectangle, circle>7cm,unglazed	38 530	7 753 435	14 236	2 972 347
6907909000	Oth thn tile,cube&similar article, whether/not rectang,circle<7cm,unglazed	1 139 134	8 786 123	305 140	2 820 013
6908101000	Paving,hearth/wall tiles,rectangle, circle<7cm,glazed	1 872 832	43 973 762	884 864	15 013 433
6908109000	Oth thn Paving,hearth/wall tiles, rectangle,circle<7cm,glazed	6 394 985	39 508 149	1 307 222	8 231 662
6908901100	Paving,hearth/wall tiles of plain tiles, rectangle,circle>7cm,glazed	2 422 750	22 638 867	491 526	6 274 853
6908901900	Oth thn paving,hearth/wall tiles of plai tiles,rectangle,circle>7cm,glazed	3 382 385	24 333 933	620 773	4 750 804
6908909100	Paving,hearth/wall tile of oth thn plain tile,rectang,rcrle>7cm,glazed	1 089 438	15 288 800	484 200	4 813 188
6908909900	Oth thn paving,hearth/wall tile of oth thn plain tile,rectang,rcrle>7cm,glazed	7 489 011	59 269 134	2 425 096	18 610 159
6909110000	Ceramic of porcelain or china for laboratory,chemical or oth tech	317 308	2 563 690	1 185 201	9 878 445
6909120000	Artcile having a hardnss=>9 Mohs for laboratory,chemical or oth tech	-	2 354	-	655 038
6909190000	Oth ceramic wares for laboratory, chemical/oth technical uses	930 520	6 943 289	8 055 618	62 802 536
6909900000	Oth thn ceramic wares for laboratory, chemical/oth technical uses	67 095	502 576	83 662	787 125
6910100000	Ceramic sinks, wash basins, wash basin of porcelain/china	583 002	5 370 599	1 565 725	14 546 033
6910900000	Ceramic sinks, wash basins, wash basin of oth thn porcelain/china	151 169	970 693	185 852	1 279 834
6911100000	Tableware & kitchenware of porcelain/ china	2 083 789	15 155 075	9 031 033	65 957 113
6911900000	Oth household, toilet articles of porcelain/china	35 961	244 702	20 225	293 619
6912000000	Tableware & kitchenware, oth household toilet art, oth than porcelain/china	854 923	5 120 792	2 107 718	14 547 948
6913101000	Ornamental cigarette box & ashtray of porcelain or china	34	34	4	4
6913109000	Oth thn ornamental cigarette box&ashtray of porcelain or china	46 409	444 247	70 341	735 611
6913901000	Ornamental cigarette box & ashtray of oth thn porcelain or china	-	960	-	1 350
6913909000	Oth thn ornamental cigarette box&ashtray of oth thn porcelain or china	139 093	1 455 885	352 101	3 719 619
6914100000	Oth ceramic articles of porcelain/ china	54 071	277 707	188 734	1 206 093
6914900000	Oth ceramic articles of oth than porcelain/china	273 476	2 723 006	354 437	2 810 828
7001000000	Cullet & oth waste & scrap of glass; glass in the mass	-	72	-	20 230
7002100000	Glass in balls	286	438	76	1 184
7002311000	Fused quartz/oth fused silica for vacuum tubes	11 060	33 630	12 334	41 502
7002319010	Fused quartz/oth fused silica for vial or ampoules industry	-	181	-	883
7002319090	Glass in ball,tube of fused quartz/oth fuse silca,oth thn boro silict glas tube	4 655	5 934	13 504	16 960
7002322000	Oth glass in tubes,linear coef<=5x10(-6) with 3mm<=diameter<22m	150	1 275	57	10 412
7002391000	Oth glass in tubes, used to manufactur vacuum tubes	-	130	-	15 000

Tabel 3 : Ekspor Indonesia menurut Komoditi (Kode HS 10 digit)
Export of Indonesia by Commodity (10 digit of HS Code)

September 2016
September

Kode H S HS Code	Uraian golongan barang Group description	Berat bersih / Net weight (Kg)		Nilai / Value F.O.B. (U S \$)	
		Bulan ini Current month	Kumulatif Cum. Jan. to date	Bulan ini Current month	Kumulatif Cum. Jan. to date
(1)	(2)	(3)	(4)	(5)	(6)
7002399000	<i>Oth glass having linear coeff. 0-300c oth thn vacuum&borosilic glass tube</i>	350	350	10	10
7003121000	<i>Optical colored glass, not optically worked</i>	-	20	-	25
7003122000	<i>Non wired sheets,in squares/rectangular shape incl.1,2,3,4 corners cut, colored</i>	10	10	30	30
7003129000	<i>Oth non-wired sheets colored glass</i>	2 966	69 937	7 579	223 900
7003191000	<i>Optical glass, not optically worked oth colored</i>	150	150	1 899	1 899
7003199000	<i>Oth non-wired sheets not colored glass</i>	22 575	229 941	5 759	125 066
7003200000	<i>Cast glass and rolled glass,wired sheets</i>	2	419	5	246
7004209000	<i>Optical drawn, blown glass, optically worked,flashed,opacified, absorbent</i>	266	6 569	1 320	40 528
7004909000	<i>Oth optical drawn,blown glass,optically worked,flashed,opacified, absorbent</i>	4 841	99 019	18 608	211 474
7005101000	<i>Optical float glass,not optically worked ,flashed,opacified,absorbent</i>	12 478 233	105 969 900	3 789 518	32 818 472
7005109000	<i>Oth non-wired glass,absorbent reflecting/non-reflecting layer</i>	1 793 686	15 340 390	1 231 750	11 109 797
7005211000	<i>Oth non-wired glass, colored, opacified optical glass, not optically worked</i>	5 763 434	57 332 744	1 907 466	18 909 562
7005219000	<i>Oth non-wired glass, colored, optically worked, flashed, opacified</i>	17 095 000	137 725 070	6 305 981	50 328 923
7005299000	<i>Oth non-wired glass, not colored, optically worked</i>	1 718 206	16 149 445	535 589	4 727 183
7005300000	<i>Float glas&surface ground/polish glas, wired glass</i>	387	72 758	2 000	656 574
7006009000	<i>Optical glass, optically worked for glass of heading 70.03,70.04,70.05</i>	39 644	251 168	83 727	498 892
7007111000	<i>Toughened (tempered) safety glass suitable for vehicles of chapter 87</i>	170 648	1 405 055	483 506	4 230 242
7007199000	<i>Toughened (tempered) safety glass suitable for oth machinery</i>	118 939	1 294 298	178 239	1 445 769
7007211000	<i>Laminated safety glass suitable for vehicles of chapter 87</i>	461 520	3 575 521	1 157 291	8 713 716
7007299000	<i>Laminated safety glass suitable for oth machinery</i>	208 399	3 400 209	163 520	3 051 813
7008000000	<i>Multiple-walled insulating units of glass.</i>	24 145	101 587	84 286	397 432
7009100000	<i>Rear-view mirrors for vehicles</i>	15 940	268 106	283 821	2 526 824
7009910000	<i>Glass mirros, unframed</i>	1 205 176	8 000 626	766 212	5 289 708
7009920000	<i>Glass mirros, framed</i>	105 656	1 045 416	359 136	4 645 190
7010100000	<i>Ampoules of glass</i>	18 879	228 721	202 372	2 125 478
7010200000	<i>Stoppers, lids & oth closures of glass</i>	29 579	391 331	46 807	582 835
7010901000	<i>Carboys & demijohn</i>	-	102 425	-	82 605
7010904000	<i>Bottles&vials for antibiotics,serums, oth injectables,intravenous infus</i>	126 905	1 047 717	945 281	7 244 151
7010909000	<i>Oth bottles for intravenous fluids of glass</i>	6 732 671	30 930 702	3 280 996	14 713 979
7011101000	<i>Stem for electric lighting</i>	688	3 584	16 663	86 792
7011109000	<i>Glass envelops for electric lighting oth than stem</i>	-	27	-	29
7011200010	<i>Television tubes, cathode-ray tubes</i>	1 103	4 564	8 791	35 401
7011900000	<i>Oth glass envelopes, bulbs,tubes,open, glass parts thereof,without fitting</i>	-	384	-	75
7013100000	<i>Glassware of a kind used for table, kitchen, toilet, office of glass-ceramic</i>	35 153	1 257 980	18 647	1 259 270
7013220000	<i>Stemware drinking glasses,oth thn glass ceramics, of lead crystal</i>	133	3 551	1 341	36 425
7013280000	<i>Stemware drinking glasses, neither glass-ceramics nor lead crystal</i>	146 498	1 671 035	240 409	1 665 805
7013330000	<i>Other drinking glasses, of lead crystal</i>	405	2 956	162	1 760
7013370000	<i>Other drinking glasses, neither glass-ceramics nor lead crystal</i>	1 141 107	5 738 111	1 854 262	5 028 078
7013410000	<i>Glassware for table (not drinking glass) kitchen purpose,of lead crystal</i>	68 739	547 781	34 534	291 012
7013420000	<i>Glassware for table (not drinking glass) ktchn,linear coef<5x10-6/Kelvin,0-3000C</i>	1 653 909	14 276 525	1 252 723	10 925 665
7013490000	<i>Oth glassware for table(not drink glass) kitchen purposes, not ceramics</i>	4 670 161	40 014 478	3 106 424	26 956 866
7013990000	<i>Other glassware of not lead crystal</i>	479 350	4 888 211	898 964	8 881 167

Tabel 3 : Ekspor Indonesia menurut Komoditi (Kode HS 10 digit)
Export of Indonesia by Commodity (10 digit of HS Code)

September 2016
September

Kode H S HS Code	Uraian golongan barang Group description	Berat bersih / Net weight (Kg)		Nilai / Value F.O.B. (U S \$)	
		Bulan ini Current month	Kumulatif Cum. Jan. to date	Bulan ini Current month	Kumulatif Cum. Jan. to date
(1)	(2)	(3)	(4)	(5)	(6)
7014001000	Signalling glassware&optical element for motor vehicles,not these of heading 70.15	8	107	87	2 208
7014009000	Other signalling glassware & optical elements of glass, not optically worked	-	15	-	15
7015100000	Glasses for corrective spectacles	2 571	23 376	73 060	612 347
7015901000	Clock or watch glasses	-	16	-	8 760
7015909000	Glasses for non-corrective spectacles; hollow glass spheres & their segments	13	54	92	1 561
7016100000	Glass cubes&oth glass smallwares, for mosaics or decorative purposes	817	6 207	30 417	208 129
7016900000	Oth articles of moulded glass; leaded lights; multicellular & smlr forms	1 192 576	11 432 229	479 971	5 056 683
7017109000	Laboratory or pharmaceutical glass of fused quartz or oth fused silica;oth	-	639	-	10 987
7017200000	Laboratory, hygienic/pharmaceutical with coef< 5x10-6/kelvin, 0 - 3000 c	13 621	66 632	241 924	1 147 418
7017900000	Laboratory,hygienic/pharmaceutical glassware,nor fused quartz/fused silica	6 847	33 311	92 729	612 177
7018100010	Glass beads	4 756	45 407	17 142	485 917
7018100020	Imitation pearls	-	33	-	458
7018100090	Imitation precious & glass smallwares	6 391	46 013	46 612	208 227
7018200000	Glass microspheres <=1mm in diameter	21	21	30 200	30 200
7018900000	Glass eyes, not prsthtc artcls, ornamnt of lamp-worked glass,not imittn jewellery	1 197	26 984	3 134	137 084
7019120000	Rovings of glass fibres	-	211	-	296
7019199000	Sliver of glass fibres	2 820	36 633	4 662	117 799
7019310000	Mats of glass fibres	12 738	108 383	691 335	2 364 553
7019320000	Thin sheets (voiles) of glass fibres	-	36	-	1 860
7019391000	Asphalt/coal-tar impregnatd glass-fibre outerwrap for pipelines	-	20	-	222
7019399000	Mattresses,boards and similar nonwoven products of glass fibres	112	19 513	73	183 427
7019400000	Woven fabrics of glass fibres rovings	14 870	15 170	195 198	205 676
7019510000	Oth woven fabric,of a width <= 30 cm	-	1 755	-	10 325
7019520000	Oth woven fabric,of a width>30cm plain weave,wght<250g/m2 of filamen	-	127 741	-	315 941
7019590000	Oth woven fabric,of a width > 30 cm	-	9 285	-	176 263
7019901000	Glass fibres	3 489	31 567	46 675	212 624
7019909000	Other articles of glass fibres	1 043	59 394	2 135	48 917
7020001100	Glass moulds for the manufacture of acrylic goods	265	3 753	5 515	12 356
7020001900	Glass moulds for other purposes	22 262	332 998	97 437	928 710
7020002000	Quartz reactor tubes & holders designed for production of semiconductor wafers	-	65	-	175
7020003000	Glass inner for vacuum flasks/oth vacuum vessels	3	2 522	19	9 470
7020004000	Evacuated tubes for solar energy collectors	-	807	-	30 705
7020009100	Blinds of glass	-	693	-	363
7020009900	Other articles of glass.	31 216	238 886	85 532	535 350
7101100000	Natural pearls	871	3 693	6 424 536	24 452 482
7101210010	Cultured pearls,fresh water,unworked	-	1	-	60
7101210020	Cultured pearls,salt water,unworked	-	366	-	4 704 682
7101220020	Cultured pearls,salt water,worked	29	297	344 220	2 231 107
7103990000	Oth rubies, sapphires & emeralds, worked	-	42 660	-	154 978
7105100000	Dust and powder of diamonds	-	1	-	1 000
7106100000	Silver powder	-	46 420	-	22 422 556
7106910000	Silver, unwrought	19 552	85 460	11 852 611	48 761 491
7106920000	Silver, semi-manufactured	232	2 078	174 084	1 351 600
7107000000	Base metals clad with silver,not further	-	210	-	11 680
7108110000	Gold powder	-	4 939	-	186 477 176
7108120010	Gold in lumps, ingots or cast bars	2 892	19 451	123 334 203	792 972 520
7108120090	Gold,not in lumps, ingots or cast bars, oth unwrought forms	16	150	707 013	6 009 629
7110210090	Palladium, unwrouht, in other form	51	51	1 953	1 953
7110390000	Rhodium, wrought	-	1	-	36
7111009000	Base metals, clad with platinum semi-manufactured	-	8	-	8 338

Tabel 3 : Ekspor Indonesia menurut Komoditi (Kode HS 10 digit)
Export of Indonesia by Commodity (10 digit of HS Code)

September 2016
September

Kode H S HS Code	Uraian golongan barang Group description	Berat bersih / Net weight (Kg)		Nilai / Value F.O.B. (U S \$)	
		Bulan ini Current month	Kumulatif Cum. Jan. to date	Bulan ini Current month	Kumulatif Cum. Jan. to date
(1)	(2)	(3)	(4)	(5)	(6)
7112910000	Waste & scrap of gold, incl. metal clad with gold	490	2 199	320 931	14 160 805
7112920000	Waste & scrap of platinum, incl. metal clad with platinum	604	802	104 545	1 056 410
7112991000	Waste & scrap of silver, incl. metal clad with silver	212	5 889	122 453	2 255 392
7112999000	Waste & scrap of oth precious metal	83 448	1 129 312	43 306 571	519 043 511
7113111000	Parts of jewellery of silver	5 231	43 771	864 935	11 538 055
7113119000	Jewellery of silver	7 062	52 797	5 011 449	29 709 824
7113191000	Parts of jewellery of other precious met	2	570	1 737	20 693 188
7113199000	Jewellery of other precious metal	5 510	99 548	200 887 054	3 631 291 748
7113209000	Jewellery of base metal, clad with precious metal	102	545	1 021 556	1 929 231
7114110000	Articles of silversmiths wares of silver whether or not plated or clad	1 105	17 970	22 935	1 044 317
7114190000	Articles of goldsmiths wares of oth precious metal,	93	1 507	4 012 261	11 240 684
7114200000	Articles of gold&silversmiths wares of base metals, clad with precious metal	-	267	-	11 874
7115100000	Catalysts of platinum, in the form of wire cloth or grill	-	219	-	1 564 376
7115901000	Other articles of golds or silver	8	3 830	4 407	1 407 905
7115902000	Other articles of metal clad with gold or silver	-	3	-	2 533
7115909000	Oth articles of precious metal/of metal clad with precious metal	-	36	-	12 438
7116100000	Articles of natural/cultured pearls	100	227	655 344	678 388
7116200000	Articles of precious/semi-precious stones(natural/synthetic/reconstructed)	5	105 091	140	150 012
7117111000	Parts cuff-links and studs, of base metal, whether or not plated	12	1 130	429	55 753
7117119000	Cuff-links and studs of base metal whether/not plated with precious metal	710	20 638	82 178	448 993
7117191000	Bangles of base metal, whether or not plated with precious metal	-	105	-	6 166
7117192000	Other imitation jewellery of base metal whether or not plated w/ prec metal	11 575	154 703	1 042 624	9 090 165
7117199000	Parts of oth imitation jewellery of base metal, whether/not plated w/ prec metal	11 350	107 034	139 663	1 516 024
7117901100	Bangles, wholly of plastic or glass	916	15 923	10 098	204 132
7117901200	Bangles, wholly of wood, tortoise shell, ivory, bone, horn, coral, pearl, vgtbl/minral	173	40 139	4 311	188 289
7117901300	Bangles, wholly of porcelain or china	3	3	1	1
7117901900	Other bangles	1 887	7 296	13 293	58 505
7117902100	Other imitation jewellery wholly of plastics or glass	2 475	11 052	13 325	57 460
7117902200	Oth imitatn jwllry of wood, bone, tortoise shel, ivory, horn, coral, pearl, vgtbl/minral	10 711	71 989	26 045	187 124
7117902900	Other imitation jewellery	618	5 019	11 349	130 609
7117909100	Parts of imitation jewellery wholly of plastics or glass	-	50	-	1 025
7117909200	Part of imitat jwry of wood, bone, trtois shel, ivory, horn, coral, pearl, vgtbl/minral	1 054	5 824	8 860	81 866
7117909900	Oth part of imitation jwllry	1 621	38 628	115 132	1 088 583
7118109000	Oth coin (not gold coin), not being legal tender	-	549	-	3 736
7118909000	Oth coin (oth than gold/silver coin)	10	171	6 000	25 190
7201100000	Non-alloy pig iron cont. by weight 0.5% or less of phosphorus	-	44 662 138	-	9 714 944
7201500000	Alloy pig iron; spiegeleisen	8 880 000	402 499 553	7 230 680	390 636 511
7202190000	Ferro-manganese, cont. by weight <= than 2% of carbon	-	8	-	3 659
7202210000	Ferro-silicon, cont. by weight more than 55% of silicon	36 750	74 265	98 015	186 470
7202300000	Ferro-silico-manganese	499 130	18 384 465	456 463	14 359 949
7202410000	Ferro-chromium, cont. by weight more than 4% of carbon	-	500 000	-	1 293 842
7202600000	Ferro-nickel	70 491 809	239 286 758	99 853 276	321 590 576
7202990000	Other ferro-alloys	7	250 013	490	231 376
7203900000	Other ferrous products	-	506	-	4 477
7204100000	Waste and scrap of cast iron	8 827	10 081 573	1 623	2 320 202

Tabel 3 : Ekspor Indonesia menurut Komoditi (Kode HS 10 digit)
Export of Indonesia by Commodity (10 digit of HS Code)

September 2016
September

Kode H S HS Code	Uraian golongan barang Group description	Berat bersih / Net weight (Kg)		Nilai / Value F.O.B. (U S \$)	
		Bulan ini Current month	Kumulatif Cum. Jan. to date	Bulan ini Current month	Kumulatif Cum. Jan. to date
(1)	(2)	(3)	(4)	(5)	(6)
7204210000	Waste and scrap of stainless steel	4 881 953	32 356 588	4 651 892	27 624 839
7204490000	Other ferrous waste and scrap :	343 055	1 699 058	99 814	478 559
7205100000	Granules of pig iron, spiegeleison, iron or steel	-	18 707	-	26 949
7205290000	Powder of pig iron, spiegeleison, iron or steel (oth than alloy steel)	-	229 406	-	324 956
7206109000	Iron&non-alloy in ingots containing by weight<=0.6% of carbon,excl headng 72.03	-	184	-	6 699
7206900000	Iron and non-alloy in primary form other than ingots	5 327	22 038	16 656	112 358
7207121000	Slabs of iron/non alloy, cont.< 0,25% of carbon, other than square	32 918 060	535 908 200	10 516 607	162 015 475
7207129000	Oth semi-finished iron/non-alloy cont.< 0,25% carbon ,rectnglr,not square	388	97 781	2 732	68 197
7207190000	Oth semi-finished iron/non-alloy cont.< 0,25% of carbon	14 188	1 112 166	2 453	389 395
7207209900	Oth semi-finished iron/non-alloy cont.by weight 0,25%<=carbon<=0,6%	-	40 639	-	108 555
7208100000	Flat-rolled iron/nas,relief,hot rolled width > 600 mm	12 010	154 721	11 354	81 385
7208250000	Flat-rolled iron/nas,pickled,hot rolled wath>600 mm,thick>=4.75mm for re-rolling	-	8 947	-	21 585
7208260000	Flat-rolled iron/nas,hot roll pickled,width>600mm,3 mm<thick<4,75 mm	-	1 004	-	5 431
7208271000	Flat-rolled iron/nas,pickled,hot rolled width>600mm,of a thick<2 mm	54	883	1 698	16 679
7208279000	Flat-rolled iron/nas,pickled,hot rolled width>600mm,of a 2mm<thick<3mm	30 580	51 285	27 500	77 544
7208360000	Flat-rolled iron/nas,hot rolled width>600 mm, thick>10 mm	1 713 590	11 879 290	699 316	4 971 606
7208370000	flat-rolled iron/nas,hot rolled width >600 mm, of a 4,75< thick< 10mm	2 632 540	21 359 010	1 072 827	8 039 361
7208380000	flat-rolled iron/nas,hot rolled width >600 mm, of a 3< thick< 4,75 mm	1 067 750	9 982 150	434 779	3 912 660
7208390000	Flat-rolled iron/nas,hot rolled width >600 mm, thick< 3 mm	2 623 350	14 095 937	1 085 786	5 174 331
7208400000	Flat-rolled iron/nas,not in coils relief,hot rolled	117 950	1 067 010	56 169	477 519
7208510000	Flat-rolled iron/nas,width>600 mm, of a thickness>10 mm,hot rolled	19 447 996	172 677 928	7 700 003	65 391 268
7208520000	Flat-rolled iron/nas, width >600 mm, 4,75 < thickness < 10 mm,hot rolled	4 645 516	93 548 845	1 977 228	36 438 866
7208530000	Flat-rolled iron/nas, width >600 mm, 3 < thickness < 4,75 mm,hot rolled	-	3 665 621	-	1 292 632
7208540000	Flat-rolled iron/nas,hot rolled width >600 mm, thickness < 3 mm	636 561	4 434 349	268 700	1 620 233
7208900000	Other Flat-rolled iron/nas	219	50 878	30	107 198
7209160010	Flat-roll,in coils,pickled/not,cold-roll 1<thick<3mm,600<width<1250 mm	-	41 895	-	32 650
7209160090	Flat-roll,in coils,pickled/not,cold-roll 1<thick<3mm,width>1250 mm	31 796	91 417	273 873	1 249 970
7209170010	Flat-roll,in coils,pickled/not,cold-roll 0.5<thick<1mm,600<width<1250 mm	-	64 820	-	60 933
7209170090	Flat-roll,in coils,pickled/not,cold-roll 0.5<thick<1mm,width>1250 mm	26 712	267 484	34 121	362 123
7209189900	Flat-roll,in coils,pickled/not,cold-roll 0.5mm<thick<0.17mm,cont wght<0.6%carbon	1 032	1 032	837	837
7209260090	Flat of iron/non-alloy, not coil,cold rolled,1 mm<thickness<3mm,width>1,250 mm	-	2 990	-	3 443
7209270090	Oth flat of iron/non-alloy,not in coil, cold rolled,0.5mm =< thickness<1 mm	-	112 730	-	149 563
7209909000	Flat of iron/non-alloy, cold-rolled, other than corrugated form	-	11 205	-	4 655
7210111000	Flat-rolled of iron/nas,carbon>=0.6%, plated or coated with tin,thick > 0,5mm	-	7 102	-	11 663
7210119000	Flat-rolled of iron/nas,carbon< 0.6%, plated or coated with tin,thick > 0,5mm	-	516 178	-	310 546

Tabel 3 : Ekspor Indonesia menurut Komoditi (Kode HS 10 digit)
Export of Indonesia by Commodity (10 digit of HS Code)

September 2016
September

Kode H S HS Code	Uraian golongan barang Group description	Berat bersih / Net weight (Kg)		Nilai / Value F.O.B. (U S \$)	
		Bulan ini Current month	Kumulatif Cum. Jan. to date	Bulan ini Current month	Kumulatif Cum. Jan. to date
(1)	(2)	(3)	(4)	(5)	(6)
7210121000	Flat-rolled of iron/nas,carbon>=0.6%, plated or coated with tin,thick < 0,5mm	-	805 200	-	305 976
7210129000	Flat-rolled of iron/nas,carbon<0.6%, plated or coated with tin,thick < 0,5mm	2 710	405 876	1 755	161 094
7210209000	Flat-rolled of iron/nas,carbon>=0.6% plated or coated with lead, thick >1,5mm	2 564	31 322	4 051	50 813
7210301100	Flat-rolled of iron/nas,carbon<0.6% plated with elctrolitically,thick<1,2mm	-	370 877	-	201 359
7210301900	Flat-rolled of iron/nas,crbon<0.6%plated with elctrolitically,1.5mm<thick	3 789	8 310	35 287	71 290
7210309900	Flat-roll of iron/nas,crbon>=0.6%plated with elctrolitically,1.2mm<thick	-	22 263	-	23 259
7210411100	Flat-rolled,iron/nas,othws plated zinc corrugated,thick<=1.2mm,wght<0.6%carbon	5	34 873	40	10 968
7210491100	Flat-rolld,iron/nas,othws plat zinc-iron not crrgtd,1.2mm>=thick,wght<0.04%carbon	303	6 843	4 244	12 769
7210491200	Flat-rolld,iron/nas,othws plat zinc-iron not crrgtd,1.2mm>=thick,wght>=0.04%crbon	446 689	3 391 886	415 419	2 952 140
7210500000	Flat-rolled iron/non-alloy plated with cromium & or chromium oxides	750 710	5 419 394	888 081	6 837 811
7210611100	Flat-rolld,iron/nas,plated alumnm-zinc, 1.2mm>thickness,weight<0.6%carbon	-	4 690 329	-	3 883 143
7210619900	Flat-rolld,iron/nas,plated alumnm-zinc, 1.2mm<=thickness,weight>=0.6%carbon	-	9 825	-	15 581
7210701000	Flat-rollof iron/nas,painted, varnished, coated plastics,carbon<0.6%,thick<=1.5mm	-	4 311 197	-	4 495 663
7210709000	Flat-rollof iron/nas,painted, varnished, coated plastics,carbon<0.6%,thick>1.5mm	-	114	-	501
7210909000	Flat-rollof iron/nas,plated,coated oth metal,carbon<0.6%,thick>1.5mm	49 280	447 056	100 287	1 077 449
7211131000	Roll-on 4 face/in clsd box,HR,notclad, hoop&strip,150 mm<width<400mm,thick>=4mm	-	110	-	142
7211141900	Oth flatroll,iron/nas,HR,notclad, 4.75mm<=thick<=10mm	19 790	42 879	9 853	48 709
7211142900	Oth flatroll,iron/nas,HR,notclad, thick>10mm	-	15 493	-	20 711
7211191900	Oth flatroll,iron/nas,HR,notclad, 4.75mm>thick>=2mm	-	57 847	-	129 682
7211192200	Flatroll,iron/nas,HR,notclad,corrugted, thick<2mm,crbon<0.6%	-	259	-	201
7211192900	Flatroll,iron/nas,HR,notclad, 2mm>thick>0.17mm	-	18 284	-	25 680
7211231000	Flatroll,iron/nas,CR,notclad,crbon<0.25% corrugated	-	5 522	-	25 332
7211232000	Flatroll,iron/nas,CR,notclad,crbon<0.25% hoop&strip,width<=400mm	-	1 260	-	1 849
7211239090	Oth flatroll,iron/nas,CR,notclad, crbon<0.25%	-	261	-	256
7211299000	Oth flatroll,iron/nas,CR,notclad, crbon>=0.25%	-	17 150	-	10 290
7212109900	Flat-rolled,iron/nas,plated w/ tin,clad, 400mm<width<600mm,carbon>=0.6%	-	6 259	-	1 927
7212201000	Flat-rolled,iron/nas,electroltclly zinc, width<=400mm,hoop&strip	-	10 256	-	16 491
7212202000	Flat-rolled,iron/nas,electroltclly zinc, width<=400mm,carbon<0.6%,thick<=1.5mm	-	26	-	500
7212209000	Oth flat-rolled,iron/nas, electroltclly zinc	205	25 322	1 314	124 715
7212301000	Flat-rolled,iron/nas,plated zinc,clad, width<=400mm,hoop&strip	-	575	-	2 278
7212309900	Flat-rolled,iron/nas,plated iron-zinc, carbon>=0.04%,thick<=1.5mm,clad	51 115	52 152	37 314	40 648
7212409000	Flat-rolled iron/not alloy, other shape, painted, varnished/coated with plastics	-	44	-	51
7212501900	Flat-rolled iron/not alloy, otherwise plated or coated	-	1	-	0
7212502100	Hoop,strip iron/not alloy, width<400 mm, coated with aluminium-zinc alloys	-	5 000	-	6 589

Tabel 3 : Ekspor Indonesia menurut Komoditi (Kode HS 10 digit)
Export of Indonesia by Commodity (10 digit of HS Code)

September 2016
September

Kode H S HS Code	Uraian golongan barang Group description	Berat bersih / Net weight (Kg)		Nilai / Value F.O.B. (U S \$)	
		Bulan ini Current month	Kumulatif Cum. Jan. to date	Bulan ini Current month	Kumulatif Cum. Jan. to date
(1)	(2)	(3)	(4)	(5)	(6)
7212509900	Flat-rolled iron/not alloy, otherwise plated or coated	-	532 571	-	200 573
7212609000	Flat-rolled iron/not alloy, clad	8 169	24 953	1 703	5 067
7213100000	Containing indentations,ribs,grooves of circular crosssection <= 50 mm2	-	23 535	-	10 591
7213200000	Other bars, rods, hot-rolled , in irreg. of free-cutting steel	-	40 610	-	51 810
7213911000	Bar,hot-roll,irreg. wound coil,iron/non- alloy steel,less 14mm,for solder stick	1 542 126	9 976 447	692 671	4 304 181
7213912000	Bar,hot-roll,irreg. wound coil,iron/non- alloy steel,less 14mm,for concrete/rebar	3 187 440	23 588 890	1 314 552	9 253 674
7213919000	Oth Bar,hot-roll,irreg. wound coil,iron/ non-alloy steel,oth free-cutting steel	814 286	1 902 682	385 012	1 069 581
7213999000	Oth Bar,hot-roll,irreg. wound coil,iron/ non-alloy steel,circular less than 14mm	-	565	-	26 239
7214101100	Oth bars,rods of iron, non-alloy steel forged,carbon<0.6%,circlr cross-section	-	3 850	-	3 047
7214101900	Oth bars,rods of iron, non-alloy steel forged,carbon<0.6%,not circular	87 867	562 985	687 543	3 596 211
7214102900	Oth bars,rods of iron, non-alloy steel forged,carbon >= 0.6%,not circular	-	1 961 708	-	812 647
7214203100	Cont. indentation,rib,groove,carbon<0.6% circ. cross- section,for concrete/rebar	-	525 041	-	311 403
7214203900	Cont. indentation,rib,groove,carbon<0.6% circ. cross-sect. not for concrete/rebar	944 617	7 563 709	460 988	3 469 739
7214206900	Cont.indentation,rib,groove,carbon>=0.6% not circ.cros.sec.not for concrete/rebar	2 780	24 006	3 832	6 988
7214911010	Concrete steel, hot-rolled,hot-drawn , hot-extruded, carbon < 0.6%	2 787 159	13 947 163	1 161 839	6 003 190
7214911090	Other bars & rods, hot-rolled,hot-drawn or hot-extruded, carbon < 0,6 %	60	6 592	47	7 308
7214912010	Concrete steel, hot-rolled,hot-drawn , hot-extruded, carbon >= 0.6%	-	460	-	260
7214912090	Other bars & rods, hot-rolled,hot-drawn or hot-extruded, carbon >= 0,6 %	-	33	-	140
7214991010	Carbon,oth than of circular cross- section: concrete steel	54 597	848 796	38 372	319 330
7214991020	Carbon, other than of circular cross- section:shaft bars; manganese steel	-	322	-	50
7214991090	Oth. carbon, other than of circular cross-section	104	1 004	407	451
7214999010	Oth. carbon, other than of circular cross-section concrete steel	40 070	1 175 333	27 715	558 294
7214999020	Oth. carbon, other than of circular cross-sect:shaft bars; manganese steel	1	5 400	25	15 308
7214999090	Oth.Than Concrete steel, Shaft bars, manganes steel	637 274	1 729 632	279 031	607 365
7215100000	Oth bars & rods of iron/non-alloy steel free-cutting steel,cold- formed/finished	2 120	26 877	1 725	11 943
7215501000	Oth bars & rods of iron/non-alloy steel containing by weight 0.6% or more of	-	23 974	-	28 058
7215509100	Oth bars & rods of iron/non-alloy steel, cont.carbon <0.6%,for concrete/rebar	-	223 831	-	100 709
7215509900	Oth bars & rods of iron/non-alloy steel, cont.carbon<0.6%,not for concrete/rebar	100	65 928	192	112 655
7215909000	Manganese steel/shaft bars,containing by weight less than 0.6% of carbon	390	38 300	69	21 073
7216100000	U, i or h sections , not further worked than hot-rolled, of a height < 80 mm	-	3 529	-	5 338
7216210000	L section of iron/non-alloy steel, not worked than hot- rolled,of a height<80 mm	1 377	23 145	452	16 185
7216220000	T section of iron/non-alloy steel, not worked than hot- rolled,of a height<80 mm	52 560	2 101 965	29 455	2 317 539
7216310000	U, l or H sections, not further worked U sections	-	87 885	-	85 863
7216320000	U, l or H sections, not further worked l sections	727 301	2 822 285	374 963	1 473 940
7216330000	U, l or H sections, not further worked H sections	59 850	1 050 536	29 865	562 468

Tabel 3 : Ekspor Indonesia menurut Komoditi (Kode HS 10 digit)
Export of Indonesia by Commodity (10 digit of HS Code)

September 2016
September

Kode H S HS Code	Uraian golongan barang Group description	Berat bersih / Net weight (Kg)		Nilai / Value F.O.B. (U S \$)	
		Bulan ini Current month	Kumulatif Cum. Jan. to date	Bulan ini Current month	Kumulatif Cum. Jan. to date
(1)	(2)	(3)	(4)	(5)	(6)
7216400000	L/T sect,not further work than hot-roll hot-drawn/extrud,a height of 80mm /more	-	49 326	-	21 571
7216501000	Oth angles,shapes§ions,not further of a height of less than 80 mm	-	28 667	-	21 862
7216509000	Oth angles, shapes & sect,not further of a height of more than 80 mm	5 601	178 400	6 328	131 740
7216910000	Oth angles,shapes§,not further work cold form/finish from flat roll product	-	21 000	-	11 100
7216990000	Oth angles,shapes§,not further work oth than cold form/finish,flat roll prod	240 883	1 146 024	92 810	423 650
7217101000	Wire of iron/non-alloy steel,not platd/ coated,cont.carbon < 0.25% by weight	13 939	75 841	27 088	145 048
7217102200	Wire: bead,flat hard steel reed,prestres concrete steel,0.25%>cont.carbon<0.6%	-	113 360	-	47 926
7217102900	Other wire of iron or non-alloy steel, not plate/coated, 0.25% =< carbon < 0.6%	815 280	834 987	344 128	368 897
7217103110	Prestressed concrete steel wire, contain carbon>=0.6% by weight	152	628 772	307	463 371
7217103190	Wire: spokes,bead,reed,free cut.steel contain carbon>=0.6% by weight	14	344	59	460
7217103900	Other wire of iron or non-alloy steel, not plated/coated, cont. carbon >= 0.6%	96 481	1 220 445	151 823	1 954 677
7217201010	Wire of iron/non-alloy steel,plated w/ zinc > 240gr/m2, cont.carbon < 0.25%	-	522 527	-	307 608
7217201090	Wire of iron/non-alloy steel,plated w/ zinc <= 240gr/m2, cont.carbon < 0.25%	-	498 899	-	238 208
7217209900	Oth than high carbonsteel core wire,for aluminium conduct steel reinforced(acsr)	1 677 172	12 956 573	1 287 251	10 215 611
7217301900	Wire of iron/non-alloy steel,plated or coated with out tin,cont.carbon <0.25%	209 234	1 121 947	233 828	1 270 930
7217303110	Copper alloy coated w/brass of pneumatic rubbers tyre	6	190 452	1 736	389 227
7217303190	Copper alloy coated with other copper alloys of pneumatic rubbers tyre	12 250	70 641	16 106	78 245
7217303200	Wire of iron/non-alloy steel,plated/coat with tin, cont.carbon>=0.6%	-	54	-	28
7217303900	Wire of iron/non-alloy steel,plated/coat wi/out tin & copper, cont.carbon>=0.6%	-	847	-	96
7217909000	Oth wire iron/non-alloy steel,plate/coat with other metals, 0.25%>=cont.carbon	7	440	75	13 046
7218100000	Ingots & oth primary forms of stainless steel	-	77 425	-	73 248
7218910000	Semi-finished prod.of stainless steel of rectangulr (not square) cross-section	12 400 000	12 400 000	14 019 068	14 019 068
7218990000	Oth semi-finished prod.of stainless steel	822	51 495	7 011	58 465
7219110000	Flat-roll prod of stainless steel,hot rolled,in coil of a thick exceed 10mm	298 856	2 667 119	152 985	1 535 044
7219140000	Flat-roll prod of stainless steel,hot rolled,in coil of a thickness<=3mm	-	28	-	790
7219240000	Flat-roll prod of stainless steel,hot rolled,not in coil of a thickness<=3mm	5 523	5 523	21 000	21 000
7219310000	Flat-rolled prod.of stainless steel, cold rolled, of a thickness >= 4.75 mm	-	1 120	-	2 060
7219320000	Flat-rolled prod.of stainless steel, cold rolled, 3 mm =< thickness < 4.75 mm	14 168	115 833	14 459	186 167
7219330000	Flat-rolled prod.of stainless steel, cold rolled, 1 mm < thickness < 3 mm	685 456	6 398 928	1 042 183	10 047 156
7219340000	Flat-rolled prod.of stainless steel, cold rolled, 0.5 mm =< thickness <= 1 mm	1 961 737	17 794 991	2 969 242	26 922 336
7219350000	Flat-rolled prod.of stainless steel, of a thickness < 0.5 mm	834 995	7 040 739	1 312 486	10 226 984
7219900000	Oth flat-roll prod.of stainless steel, thick>=1.5mm & <125mm patterns from roll	14	45 449	292	32 547
7220129000	Hoop & strip of stainless steel, hot rolled,of a thick < 4.75 mm,width>400mm	-	72	-	4 368

Tabel 3 : Ekspor Indonesia menurut Komoditi (Kode HS 10 digit)
Export of Indonesia by Commodity (10 digit of HS Code)

September 2016
September

Kode H S HS Code	Uraian golongan barang Group description	Berat bersih / Net weight (Kg)		Nilai / Value F.O.B. (U S \$)	
		Bulan ini Current month	Kumulatif Cum. Jan. to date	Bulan ini Current month	Kumulatif Cum. Jan. to date
(1)	(2)	(3)	(4)	(5)	(6)
7220201000	Hoop & strip of stainless steel, cold rolled, width < 400mm	-	2 607	-	33 587
7220209000	Hoop & strip of stainless steel, cold rolled, width>400mm	-	475	-	12 923
7220901000	Hoop & strip of stainless steel, not cold rolled, width < 400mm	4 810	47 093	20 951	206 229
7220909000	Hoop & strip of stainless steel, not cold rolled, width > 400mm	160 625	1 507 385	782 670	7 551 383
7221000000	Bars & rods, hot-rolled,in irregularly wound coils, of stainless steel.	-	2 130	-	13 377
7222110000	Bars,rods, hot-rolled, in irregularly of circular cross-section	2 874	2 888	15 337	15 976
7222190000	Bars,rods, hot-rolled, in irregularly of not circular cross-section	99 349	140 112	156 186	210 522
7222201000	Bars,rods, cold-formed or cold-finished of circular cross-section	1 141	4 868	9 187	20 382
7222209000	Bars,rods, cold-formed or cold-finished of not circular cross-section	0	59 126	118	26 127
7222301000	Other bars and rods of circular cross- section	-	195	-	553
7222309000	Other bars and rods of not circular circular cross-section	512	9 823	98	8 271
7222409000	Angles,shapes§ions, further worked than hot-rolled,hot-drawn or extruded	-	3 254	-	6 507
7223000000	Wire of stainless steel having a cross- sectional dimension exceeding 13 mm	357 304	4 268 211	881 317	11 632 796
7224100000	Ingots & oth primary forms of oth alloy steel	-	50 332	-	41 034
7224900000	Semi-finished prod. of oth alloy steel	-	31 010	-	118 852
7225110000	Grain-oriented of silicon-elect steel a width of 600 mm or more.	-	42 852	-	123 392
7225401000	Flat-roll high speed steel,width>=600mm, not further work th hot-roll,not in coil	-	5 160	-	1 585
7225409000	Flat-roll not high speed steel,w.>=600mm not further work th hot-roll,not in coil	-	55 796	-	65 120
7225509000	Flat-roll not high speed steel,w.>=600mm not further worked than cold-rolled	-	1 728	-	3 944
7225929000	Oth flat-roll not hi.sped stel,w.>=600mm otherwise plated or coated with zinc	-	59 541	-	17 449
7225999000	Oth flat-roll not hi.sped stel,w.>=600mm otherwise plated or coated with not zin	-	9 985	-	5 001
7226111000	Hoop & strip, grain-oriented of silicon electrical steel, of a width <= 400 mm	-	100 278	-	157 239
7226119000	Hoop & strip, grain-oriented of silicon elect steel, of a width >400 mm,<600mm	35 532	139 274	46 192	113 624
7226191000	Hoop,strip,oth than grain-orient of silicon elect steel,of a width<= 400 mm	-	2 717	-	2 384
7226199000	Hoop,strip,oth than grain-orient of silicon elect steel,of width>400mm,<600m	23 992	70 946	9 664	30 118
7226919000	Hoop,strip of oth alloy steel,hot rolled width >400 mm, <=600mm	4 721	933 603	20 451	598 569
7226921000	Hoop,strip of oth alloy steel, cold rolled, of a width <= 400 mm	-	1 167	-	3 180
7226929000	Hoop,strip of oth alloy steel, cold rolled, width >400 mm, <= 600mm	-	4	-	1 250
7226999900	Hoop&strip of oth alloy steel, w.>400mm& <= 600mm,plated/coated w/out zinc	-	10	-	465
7227100000	Bars & rods, hot-rolled, in irregularly wound coils, of high speed steel	32 036	32 036	28 118	28 118
7227900000	Oth bars & rods, hot-rolled, in irregularly wound coils	-	11 853	-	7 112
7228109000	Bars & rods, of high speed steel,not of circular a cross-section	2 039	31 525	19 654	263 124
7228201900	Bars&rods,silico-mangan steel,circular cross-section,not hot-roll/drawn/extrude	-	20	-	100
7228301000	Oth bars&rods,of silico-manganese steel of circular cross-section	-	64 629	-	109 362

Tabel 3 : Ekspor Indonesia menurut Komoditi (Kode HS 10 digit)
Export of Indonesia by Commodity (10 digit of HS Code)

September 2016
September

Kode H S HS Code	Uraian golongan barang Group description	Berat bersih / Net weight (Kg)		Nilai / Value F.O.B. (U S \$)	
		Bulan ini Current month	Kumulatif Cum. Jan. to date	Bulan ini Current month	Kumulatif Cum. Jan. to date
(1)	(2)	(3)	(4)	(5)	(6)
7228309000	<i>Oth bars&rods,of silico-manganese steel not of circular cross-section</i>	-	155 820	-	208 163
7228401000	<i>Oth bars,rods,not further worked than forget, of circular cross-section</i>	-	198	-	1 038
7228409000	<i>Oth bars,rods,not further worked than forget, not of circular cross-section</i>	-	100	-	1 977
7228501000	<i>Oth bars,rods,not formed/cold finished of circular cross-section</i>	-	14 150	-	504
7228609000	<i>Other bars and rods : not of circular cross-section</i>	9	128 984	181	55 204
7228709000	<i>Angles,shapes&sections,oth bars&rods, cross-section,not hot-roll/drawn/extrude</i>	-	9 630	-	13 523
7228809000	<i>Oth. Hollow drill bars and rods</i>	-	46 792	-	30 578
7229200000	<i>Wire of silico-manganese steel</i>	-	3	-	25
7229901000	<i>Wire of other alloy steel. of high speed steel</i>	3 710	31 800	5 483	43 743
7229909010	<i>Wire of other alloy steel. not of high speed steel,chromium>=0.5%</i>	541 452	3 763 423	1 152 317	8 269 334
7229909090	<i>Wire of other alloy steel. not of high speed steel,chromium<0.5%</i>	120	87 540	1 550	126 388
7301100000	<i>Sheet piling of iron or steel</i>	177 372	1 033 037	293 192	1 890 841
7301200000	<i>Angles, shapes and sections of iron or steel</i>	15 871	1 964 646	25 299	12 645 773
7302100000	<i>Rails of iron or steel</i>	-	5 335	-	8 736
7302300000	<i>Switch-blades, crossing frogs,point rods and other crossing pieces</i>	-	11	-	444
7302400000	<i>Fish-plates and sole plates of iron or steel</i>	940	95 660	9 233	36 998
7302901000	<i>Sleepers, of iron or steel</i>	187	727	147	33 318
7302909000	<i>Other than sleepers, of iron or steel</i>	76 054	216 396	69 453	523 908
7303001100	<i>Hubless tubes and pipes</i>	1 409	27 852	62 190	291 863
7303001900	<i>Tubes and pipes with hub</i>	22 500	326 948	6 000	835 306
7303009010	<i>Hollow profiles, of cast iron with an external diameter < =100 mm</i>	-	1 370	-	478
7303009090	<i>Hollow profiles, of cast iron with an external diameter > 100 mm</i>	8 672	267 888	39 436	343 679
7304110000	<i>Tubes, pipes and hollow profiles, seamless, of stainless steel</i>	18 844	859 266	491 714	735 992
7304190000	<i>Oth.tube,pipe&hollow profile,seamless, line pipe of a kind use for oil/gas pipe</i>	802 061	9 849 010	2 718 394	17 418 397
7304220090	<i>Oth.tube,pipes&hollow profile,seamless, unworked pipe end</i>	123 714	695 468	360 435	2 362 405
7304230010	<i>Unfinished drill pipe (green pipe) with yield strength less than 75,000 psi</i>	-	90	-	250
7304230090	<i>Oth. unfinished drill pipe (green pipe)</i>	-	830 362	-	1 503 164
7304240090	<i>Oth.unfinish casetube&unworked pipe end with yield strength less than 75,000 psi</i>	1 060 559	6 198 087	3 693 503	27 567 697
7304290010	<i>Unfinish casetube&unworked pipe end with yield strength less than 75,000 psi</i>	1 691 830	2 308 786	372 203	1 804 049
7304290090	<i>Oth.unfinish casetube&unworked pipe end with yield strength less than 75,000 psi</i>	1 092 495	38 031 303	1 302 565	94 723 003
7304314000	<i>Circular cross-section,iron/non-alloy steel,diameter<140mm&carbon<0.45%</i>	-	28 510	-	29 651
7304319000	<i>Circular cross-section,iron/non-alloy steel,diameter>=140mm&carbon>=0.45%</i>	-	221 110	-	635 720
7304399000	<i>Oth circ.cross-section,iron/non-alloy, steel,diameter>=140mm&carbon>=0.45%</i>	773	2 588	10 522	37 431
7304410000	<i>Cold-drawn or cold-rolled (cold-reduced) stainless steel</i>	7	15 506	82	55 999
7304490000	<i>Oth. Cold-drawn or cold-rolled (cold-red uced) stainless steel</i>	1	4 453	1 920	21 616
7304519000	<i>Oth tubes/pipes/hollow profiles,seamless cold rolled,crcldr c-s of oth alloy stee</i>	-	185	-	3 253
7304590000	<i>Oth.Drill rod casing&tubing with pin& sect.of oth alloy steel,cold rolled</i>	63	2 342	6 833	22 578
7304903000	<i>Oth tubes/pipes/hollow profiles,seamless steel,diameter<140mm&carbon<0.45%</i>	-	27	-	123

Tabel 3 : Ekspor Indonesia menurut Komoditi (Kode HS 10 digit)
Export of Indonesia by Commodity (10 digit of HS Code)

September 2016
September

Kode H S HS Code	Uraian golongan barang Group description	Berat bersih / Net weight (Kg)		Nilai / Value F.O.B. (U S \$)	
		Bulan ini Current month	Kumulatif Cum. Jan. to date	Bulan ini Current month	Kumulatif Cum. Jan. to date
(1)	(2)	(3)	(4)	(5)	(6)
7304909000	Oth tubes/pipes/hollow profiles,seamless steel,diameter>=140mm&carbon>=0.45%	2 203	520 705	39 917	732 804
7305110000	Lines pipe, for oil or gas longitudinal submerged arc welded of iron/steel	311 496	40 846 953	97 088	43 142 039
7305191000	Oth line pipe iron/steel for oil,exter. diam.>406.4mm,spiral/helical submerged	-	12 424	-	4 836
7305199000	Oth line pipe iron/steel for oil,exter. diam.>406.4mm,not spiral/helical submerg	15 180	1 931 262	22 957	1 090 952
7305200000	Casing of iron/steel used in drilling for oil/gas external diameter 406.4mm	-	12 278	-	12 297
7305311000	Lines pipe, for oil or gas longitudinal welded,stainless steel pipes&tubes	169	273 884	1 339	105 595
7305319000	Lines pipe, for oil or gas longitudinal welded,not stainless steel pipes&tubes	-	82 781	-	29 787
7305900000	Oth.lines pipe,for oil/gas longitudinal oth.stainless steel pipes & tubes	65 174	130 024	82 899	110 814
7306111000	Line pipe,use for oil/gas pipeline,welde of stainless steel,Electric Resistance	-	6 730	-	3 294
7306119000	Line pipe,use for oil/gas pipeline,welde of other steel	18 866	940 638	52 322	2 407 108
7306192000	Oth line pipe use for oil/gas pipe welde oth stainles stel,spiral/helical submege	77 656	263 080	43 598	156 754
7306199000	Oth line pipe use for oil/gas pipe welde oth stainles stel,not ERW&spiral/helical	17 212	273 302	14 966	2 115 502
7306290000	Oth.casing&tubing of a kind use in drill ing,weldeo,of stainless steel	29 280	78 235	12 050	661 059
7306302020	Boilr tube weld,of single/double walled, copp plate,intrnl diamtr>=12.5mm	249 720	2 550 810	174 038	1 821 116
7306303000	Boilr tube weld,of single/double walled, copp plate,sheath pipe for heating	-	16	-	54
7306304090	Oth welded,sircular cross-saction,high pressure pipe,intrnl diamtr>=12.5mm	-	17 885	-	21 342
7306309010	Oth.boilr tube weld,of single/double welled,coppr plate,intrnl diamtr<12.5mm	-	192	-	6 095
7306309090	Oth.boilr tube weld,of single/double walled,coppr plate,intrnl diamtr>=12.5mm	50 585	1 008 557	111 497	1 283 608
7306402000	Welded boiler tubes of stainless steel with internal diametre >12.5 mm	-	33	-	940
7306409000	Oth,not welded of circular cross sect. with internal diameter > 12,5 mm	51 916	409 736	178 328	1 337 776
7306509010	Oth.boilr tube,weld,of circlr cross- high pressure conduits	-	19 500	-	18 722
7306509090	Oth.boilr tube,weld,of circlr cross-high pressure conduits	81 713	446 375	151 290	897 174
7306610090	Oth.boilr tube,weld,square/rectangular cross sectin,with int.diamtr>12,5mm	-	1 056 452	-	1 592 986
7306690090	Oth.boilr tube,non circulr crss-section with internal diameter>12,5mm	-	91 875	-	104 739
7306901090	Bundy-weld pipes and tubes,with internal diameter > 12,5mm	-	17 243	-	43 112
7306909090	Oth.thn bundy-weld pipes & tubes, with internal diameter > 12,5mm	21 883	1 057 691	44 728	1 624 886
7307111000	Cast fitting of non-malleable cast iron hubless tube or pipe fittings	-	600	-	2 823
7307119000	Cast fitting of non-malleable cast iron tube or pipe fittings with hub	3 968	204 158	24 156	304 156
7307190000	Cast fitting of other than non-malleable cast iron	408 636	5 496 615	903 238	18 541 197
7307211000	Oth pipe of stainless steel flanges internal diameter<15cm	94	5 544	1 594	28 730
7307219000	Oth pipe of stainless steel flanges internal diameter>=15cm	156 557	1 112 290	418 294	2 980 980
7307221000	Oth pipe,stainless steel threaded ellbow ,bends&sleeves,internal diameter<15cm	11 985	327 535	154 971	850 412
7307229000	Oth pipe,stainless steel threaded ellbow ,bends&sleeves,internal diameter>=15cm	7 497	45 389	1 119 853	1 355 272

Tabel 3 : Ekspor Indonesia menurut Komoditi (Kode HS 10 digit)
Export of Indonesia by Commodity (10 digit of HS Code)

September 2016
September

Kode H S HS Code	Uraian golongan barang Group description	Berat bersih / Net weight (Kg)		Nilai / Value F.O.B. (U S \$)	
		Bulan ini Current month	Kumulatif Cum. Jan. to date	Bulan ini Current month	Kumulatif Cum. Jan. to date
(1)	(2)	(3)	(4)	(5)	(6)
7307231000	Oth pipe, stainless steel butt welding, fittings, internal diameter<15cm	34 680	169 419	27 949	154 927
7307239000	Oth pipe, stainless steel butt welding, fittings, internal diameter>=15cm	14 122	392 104	13 421	1 861 539
7307291000	Oth stainss steel oth. than flanges, butt welding, threaded elbow, bend&sleeve<15cm	225	11 192	2 313	81 044
7307299000	Oth stainss steel oth. than flanges, butt welding, threaded elbow, bend&sleeve>=15cm	100 142	959 973	631 511	3 325 321
7307911000	Oth tube or pipe fittings flanges, internal diameter<15cm	22 040	84 576	105 127	413 834
7307919000	Oth tube or pipe fittings flanges, internal diameter>=15cm	7 552	132 690	77 162	778 719
7307921000	Oth tube/pipe fittings threaded elbows, bends&sleeves, internal diameter<15cm	2 351	2 351	1 981	1 981
7307929000	Oth tube/pipe fittings threaded elbows, bends&sleeves, internal diameter>=15cm	4 081	140 064	2 181	112 533
7307931000	Oth tube/pipe fittings, butt welding fittings, internal diameter<15cm	-	6	-	132
7307939000	Oth tube/pipe fittings, butt welding fittings, internal diameter>=15cm	15 893	21 920	111 934	122 976
7307991000	Oth tube/pipe fittings, not butt welding/ flanges/elbows, internal diameter<15cm	17 171	143 227	386 271	2 622 633
7307999000	Oth tube/pipe fittings, not butt welding/ flanges/elbows, internal diameter>=15cm	479 420	8 367 525	2 647 554	65 720 560
7308101000	Bridges and bridge sect. w prefab'ted type joined by shear connectors	-	30 503	-	12 357
7308109000	Other bridges and bridge sections	74 469	5 317 693	260 926	13 922 974
7308201100	Towers with prefabricated modular type joined by shear connectors	-	80	-	149
7308201900	Other towers	1 718 520	51 370 694	2 047 948	73 048 767
7308202900	Other lattice masts	15 000	571 137	26 600	422 149
7308300000	Doors, windows and their frames & thres hold for doors	47 422	264 881	108 435	783 057
7308401000	Equip. for scaffolding w prefabricated modlr type joined by shear connectors	-	18 474	-	19 464
7308409000	Other equipment for scaffolding, shutter ing, propping or pit propping	799 053	6 402 872	1 486 521	39 786 310
7308902000	Other, prefabricated modular type joined by shear connectors	-	215 432	-	396 511
7308904000	Oth corrug, curved/bent galv'd plt f ass 'bly. into undgrnd conduits&culvert	18 000	1 455 088	13 676	1 939 763
7308905000	Other structures & parts of structures, rail for ships	-	7 885	-	3 437
7308906000	Other structures & parts of structures, perforated cable trays	-	10 730	-	148 133
7308909200	Other structures & parts of structures, guardrails	-	1 904	-	7 977
7308909900	Other structures & parts of structures, not guardrails	8 815 179	74 775 641	125 560 850	488 118 575
7309001100	Reservoir, tank, vat&similar, of iron/steel ,cap.>300ltr, lined/heat-insulated	-	36 719	-	37 800
7309001900	Reservoir, tank, vat&similar, of iron/steel ,cap.>300ltr, not lined/heat-insulated	1 049 069	11 795 634	90 674	13 878 524
7309009900	Oth reservoir, tank, vat&similar, iron/steel ,cap.>300ltr, not lined/heat-insulated	24 137	842 692	40 353	5 412 294
7310101000	Tank, cask, drum, can, boxe&similar, capacity >50L &<=300L, of tinplate	148 046	883 506	9 847	156 463
7310109010	Tank, cask, drum, can, boxe&similar, cap.>50L &<=300L, not tinplate, steel casting rough	816	7 431	475	47 921
7310109020	Tank, cask, drum, can, boxe&similar, cap.>50L &<=300L, not tinplate, steel forging/stamp	-	3 624	-	3 306
7310109090	Tank, cask, drum, can, boxe&similar, cap.>50L &<=300L, not tinplate, not casting&forging	391 206	718 126	11 031 478	12 600 867
7310211010	Cans <1L, closed by soldering of iron/ steel casting in the rough	-	5	-	328
7310211090	Oth. cans <1L, closed by soldering of iron /steel	401 943	3 280 492	745 679	6 440 221
7310219100	Oth. cans >1L &<50L, closed by soldering of iron/steel	21 933	606 796	54 468	1 626 946

Tabel 3 : Ekspor Indonesia menurut Komoditi (Kode HS 10 digit)
Export of Indonesia by Commodity (10 digit of HS Code)

September 2016
September

Kode H S HS Code	Uraian golongan barang Group description	Berat bersih / Net weight (Kg)		Nilai / Value F.O.B. (U S \$)	
		Bulan ini Current month	Kumulatif Cum. Jan. to date	Bulan ini Current month	Kumulatif Cum. Jan. to date
(1)	(2)	(3)	(4)	(5)	(6)
7310219990	<i>Oth.cans >1L & <50L,closed by soldering of iron/steel</i>	21 675	100 268	38 695	121 736
7310291010	<i>Cans <1L,not soldering of iron/steel casting in the rough</i>	-	17	-	17
7310291090	<i>Oth.cans <1L,not soldering of iron/steel</i>	37 125	836 425	103 075	2 440 431
7310299100	<i>Oth.cans >1L & <50L,not soldering of iron/steel</i>	-	25 581	-	56 236
7310299910	<i>Cans >1L & <50L,not soldering of iron/ steel casting in the rough</i>	20 767	265 439	27 406	225 865
7310299990	<i>Oth.cans >1L & <50L,not soldering of iron/steel</i>	66 730	2 465 744	306 824	3 369 373
7311002100	<i>Cont'ners for compressed/liquefied gas seamless stl cylinders, capacity<30L</i>	-	653	-	3 208
7311002200	<i>Cont'ners for compressed/liquefied gas, seamless stl cylinders,cap.>=30L<110L</i>	9 976	450 447	2 242	130 762
7311002900	<i>Cont'ners for compressed/liquefied gas seamless stl cylinders,capacity>=110L</i>	30 723	164 929	9 071	100 911
7311009310	<i>Other containers of iron or steel with capacity<=7,3L</i>	-	2	-	500
7311009390	<i>Other containers of iron or steel with capacity>7,3L<30L</i>	16 274	502 889	3 120	148 728
7311009400	<i>Other containers of iron or steel capacity>=30L<110L</i>	-	250	-	184
7311009900	<i>Other containers of iron or steel capacity>=110L</i>	136 720	1 464 026	132 429	5 950 195
7312101000	<i>Standed wr,ropes & cables for locked coil,flatt'ed strands&non rottng wr rp</i>	30 508	165 839	34 814	223 332
7312102000	<i>Stranded wire,rope&cables by plated / coatd wth brass,& of a nom.d<=3mm</i>	3 293 460	28 596 430	5 606 808	48 450 116
7312109110	<i>Other stranded wire, rope and cables prestresed concrete strand wire</i>	200 704	2 670 482	170 403	2 212 143
7312109190	<i>Other stranded wire, rope and cables not prestresed concrete strand wire</i>	3 044	133 807	12 450	151 370
7312109900	<i>Stranded wire, rope and cables with stranded wire of diameter of>3 mm</i>	1 024 074	1 483 883	515 735	4 543 450
7312900000	<i>Oth stranded wire, rope and cables, plaitd bnds,slings&of ir/stl not elect</i>	762 042	4 918 415	1 580 800	9 743 270
7313000000	<i>Barbed wr of iron/steel; twisted hoop & of a kind used f fencing of iron/stl</i>	199 310	1 029 235	282 770	1 277 252
7314140000	<i>Woven cloth, of stainless steel</i>	2 679	175 278	20 891	430 277
7314191000	<i>Endless bands for machinery oth thn of stainless steel</i>	204	1 032	74	652
7314199000	<i>Other woven cloth, not stainless steel</i>	408	11 953	306	15 509
7314200000	<i>Grill&fencing,welded at the intersect of wr wth a max.sect.d>3mm&mesh s>100cm</i>	2 181	14 821	24 616	105 270
7314390000	<i>Oth grill, netting and fencing,welded at the intersection</i>	65	27 875	941	16 583
7314410000	<i>Oth cloth, grill, netting and fencing by plated or coated with zinc</i>	451 650	3 407 249	559 212	4 022 709
7314420000	<i>Oth cloth, grill, netting and fencing by coated with plastics</i>	66 824	448 493	74 584	547 034
7314490000	<i>Oth cloth, grill, netting and fencing</i>	7 834	312 038	3 613	31 577
7314500000	<i>Expanded metal</i>	-	2 610	-	1 081
7315111000	<i>Roller chain for bicycles of mild steel</i>	39	378	343	4 494
7315119100	<i>Oth mild steel for roller chain,transmis pitch lenght>=6mm<32mm</i>	-	5 360	-	16 329
7315119900	<i>Oth mild steel for roller chain,transmis pitch lenght>32mm</i>	238	8 932	8 900	123 816
7315121000	<i>Other roller chain of mild steel bicycle or motorcycle chain</i>	165	60 452	35	45 143
7315129000	<i>Other roller chain of mild steel not bicycle or motorcycle chain</i>	9	4 113 671	55	13 519 644
7315191000	<i>Roller chain part for bicycles of motorcycle chain</i>	313	4 987	3 366	95 006
7315199000	<i>Roller chain part not for bicycles of motorcycle chain</i>	6 680	7 153	4 456	5 548
7315200000	<i>Skid chain of mild steel</i>	911	107 657	53 706	58 803
7315820000	<i>Other, welded link of mild steel</i>	84 508	456 001	82 827	469 642
7315891000	<i>Other chain for bicycles of mild steel</i>	-	292	-	3 742
7315899000	<i>Other chain of mild steel not for motorcylcles and bicycles</i>	230	14 023 490	1 531	41 990 650

Tabel 3 : Ekspor Indonesia menurut Komoditi (Kode HS 10 digit)
Export of Indonesia by Commodity (10 digit of HS Code)

September 2016
September

Kode H S HS Code	Uraian golongan barang Group description	Berat bersih / Net weight (Kg)		Nilai / Value F.O.B. (U S \$)	
		Bulan ini Current month	Kumulatif Cum. Jan. to date	Bulan ini Current month	Kumulatif Cum. Jan. to date
(1)	(2)	(3)	(4)	(5)	(6)
7315909000	Other parts of chain not for motorcylcle and bicycles	449 627	2 889 341	1 101 502	7 074 242
7316000000	Anchors, grapnels and parts thereof, of iron or steel	61 710	218 911	106 302	299 160
7317001000	Wire nails	290	33 970	85	89 634
7317002000	Staples	516	5 142	721	2 068
7317009010	Dog spikes for rail sleepers,carding - tacks&similar articles,of iron or steel,	41	154	329	1 039
7317009090	connector & anti-splitting,connector and Hob nails for footwear, ring nails	943	32 187	486	44 584
7318110000	Threaded articles for coach screws	256	35 757	410	106 303
7318120000	Other wood screws with an external diameter not exceeding 16 mm	1 302	11 578	7 135	40 372
7318130000	Screw hooks and screw rings with an external dmtr not exceeding 16mm	-	421	-	3 395
7318140000	Self tapping screw with an external diameter not exceeding 16 mm	3 201	29 082	11 453	113 701
7318150000	Screw metal with/without nuts/washers with an external diameter <=16 mm	1 176 108	11 838 921	4 414 105	39 782 239
7318160000	Nuts with an external diameter not exceeding 16 mm	166 467	1 469 989	1 465 851	11 808 173
7318190000	Other threaded articles of an external diameter not exceeding 16 mm	29 151	184 488	303 020	961 476
7318210000	Non threaded artic. for spring washers & oth lock washers w an ext'nal d<16mm	702	19 075	7 005	317 180
7318220000	Other washers with an external diameter not exceeding 16 mm	670 273	803 529	444 008	2 602 110
7318230000	Rivet with an external diameter not exceeding 16 mm	1 104	18 245	7 430	106 366
7318240000	Cotters& cotters pins with an external diameter not exceeding 16 mm	8 516	44 194	146 570	521 318
7318290000	Oth non threaded articles wth an external diameter <= 16 mm	100 110	875 332	382 191	3 425 924
7319400000	Safety pins	1 013	21 941	42 838	119 778
7319901000	Sewing, daming, ambroldary needles	13	362	6 355	22 829
7319909000	Other needles, not for sewing	3 567	57 709	10 736	257 232
7320101100	Leaf springs & leaves for motor vehicles ,>10 persons,gross weight<24T	2 131 633	20 684 815	4 070 020	38 210 705
7320101900	Leaf springs & leaves for motor vehicles ,gross weight>24T	25 963	481 865	41 887	633 372
7320109000	Other leaf springs and leaves	12	1 246	1 074	17 027
7320201000	Helical springs for motor vehicles	97 394	628 180	440 122	2 965 084
7320209000	Other Helical springs for motor vehicles	7 018	51 175	78 916	732 686
7320901000	Other springs and leaves for motor vehicles	6 966	64 795	111 211	1 181 320
7320909000	Other springs and leaves	125 043	844 671	391 837	2 598 129
7321110000	Cooking appliances and plate warmers For gas fuel or for both gas and other	136 589	1 174 705	679 970	6 278 555
7321120000	Cooking appliances and plate warmers wit h liquid fuel	23 643	252 026	73 560	866 541
7321190000	Other Cooking appliances & plate warmers including appliances for solid fuel	2 184	17 279	4 939	50 921
7321810000	Other appliances with gas fuel or for both gas and other fuels	-	3 695	-	9 554
7321890000	Other appliances with solid fuel	3	15 794	13	32 728
7321901000	Oth cooking appliances & plate warmers of burner for kerosene stoves	1 368	59 151	3 475	56 559
7321902000	Other Cooking appliances and plate warmers	463	6 557	4 260	56 896
7321909000	Other Cooking appliances and plate warmers	86 838	469 952	151 020	938 936
7322110000	Radiators and parts of cast iron	-	900	-	2 104
7322190000	Other parts of radiators	1 797	6 576	1 660	10 893
7322900000	Other radiators for central heating	3 734	16 006	5 528	21 866
7323100000	Iron/steel wool; pot scourers&scouring or polishing pads, gloves and the like	16 356	221 137	71 958	934 402
7323911000	Kitchenware of cast iron, not ennamelled	2 604	238 100	34 605	1 717 446
7323912000	Household articles of cast iron not enamelled	-	1 103	-	960

Tabel 3 : Ekspor Indonesia menurut Komoditi (Kode HS 10 digit)
Export of Indonesia by Commodity (10 digit of HS Code)

September 2016
September

Kode H S HS Code	Uraian golongan barang Group description	Berat bersih / Net weight (Kg)		Nilai / Value F.O.B. (U S \$)	
		Bulan ini Current month	Kumulatif Cum. Jan. to date	Bulan ini Current month	Kumulatif Cum. Jan. to date
(1)	(2)	(3)	(4)	(5)	(6)
7323919000	Household articles of cast iron not enamelled	16 264	65 774	71 512	234 117
7323920000	Household articles of cast iron, enamelled	14 855	283 795	115 589	2 275 354
7323931000	Kitchenware of stainless steel	302 423	1 819 260	2 117 920	13 051 824
7323932000	Other household articles of stainless steel	-	100	-	13
7323939000	Other household articles of stainless steel	80 372	600 405	987 586	8 295 426
7323940000	Household of iron(oth. than cast iron) or steel, enamelled	87 440	705 731	507 314	3 760 150
7323991000	Other kitchenware	809	119 288	7 806	634 478
7323992000	Ashtrays	-	7	-	271
7323999000	Other household articles of iron or steel	434 506	2 497 936	1 528 999	8 356 790
7324101000	Kitchen sinks of stainless steel	18 241	77 058	166 755	634 907
7324109000	Sinks and wash basins, of stainless steel, oth than kitchen sink	288	4 179	2 212	30 203
7324211000	Bath of cast iron, whether or not enamelled	-	350	-	234
7324290000	Oth sanitary	-	5 943	-	100 059
7324901000	Sanitary ware for flushing water closets or urinals (fixed type)	-	633	-	1 001
7324903000	Sanitary ware of bedpans,urinals (portable type) and chamber pots	550	4 948	5 809	23 989
7324909100	Part of kitchen sinks or bathtubs	-	383	-	1 555
7324909300	Part of flushing water closeta or urinals (fixed type)	-	285	-	3 000
7324909900	Oth sanitary ware and parts	130	7 729	1 000	83 586
7325102000	Manhole covers, gratings and frames therefor	-	21 846	-	38 452
7325109090	Spouts and cups for not latex collection	5 164	156 116	26 262	845 125
7325910000	Grinding balls and similar articles for mills	8	948	2	1 721
7325992000	Manhole covers, gratings and frames therefor	5	39 089	54	16 914
7325999000	Oth than cast articles of iron or steel	421 146	2 630 701	951 782	7 396 352
7326110000	Grinding balls and similar articles for mills	101	6 582	105	20 062
7326190000	Other articles or iron or steel but not forged or stamped	459 780	2 807 144	580 539	5 423 006
7326205000	Poultry cages and the like articles of iron or steel wire	-	1 550	-	771
7326209000	Poultry cages and the like oth than articles of iron or steel wire	1 141 911	12 816 168	1 233 382	17 550 083
7326901000	Ships' rudders not forged or stamped	180	4 310	7 736	116 093
7326903000	Stainless stl shield&clamp assembly wth rubb.sl for hubless cast iron&pipes fit.	16 542	132 455	274 157	1 356 302
7326906000	Bunsen burners	496	29 752	305	35 564
7326907000	Stainless steel shield, clamp assembly horses shoes, riding boot spurs	2 098	14 366	23 746	162 958
7326909100	Cigarette cases and boxes	90 286	532 399	185 449	849 654
7326909910	Spouts and cups for latex collection	50	778	1 476	9 907
7326909920	Rat traps but not forged or stamped	-	44	-	26
7326909990	Other articles not forged or steamed	1 647 936	12 397 164	2 981 914	36 563 534
7401000000	Copper mattes, cement copper (precipitated copper)	-	208 890	-	297 693
7402000000	Unrefined copper, copper anodes for electrolytic refining.	1 609	23 060	10 601	154 715
7403110000	Refined copper for cathodes and sections of cathodes	13 287 452	105 853 585	62 055 014	503 302 261
7403120000	Refined copper for wire-bars	10	608	192	10 172
7403210000	Copper alloys for copper-zinc base alloys (brass)	-	91 431	-	917 478
7403220000	Copper alloys for copper-tin base alloys (bronze)	47 696	370 971	196 458	1 522 282
7403290000	Copper alloys for oth copper alloys (oth than master alloys of head.74.05)	12 584	47 019	61 556	284 565
7404000000	Copper waste and scrap	3 989 322	36 735 279	15 254 083	144 236 384
7405000000	Master alloys of copper	-	135	-	1 765
7407104000	Bar androsss of refined copper	934 000	12 790 283	4 714 374	64 471 055
7407210000	Of copper-zinc base alloys (brass)	-	18 679	-	75 962
7407290000	Other of copper alloys	23 553	48 042	112 429	244 429
7408111000	Of which the maximum cross sectional dimension does not exceed 14 mm	2 007 776	23 209 608	9 952 314	116 225 853
7408119000	Copper wire of which does exceed 14 mm	1 983 973	14 322 460	9 939 369	73 829 624
7408190000	Other wire of refined coppber	4 677 208	34 602 421	23 613 650	174 457 386
7408210000	Of copper-zinc base alloys (brass)	221 687	272 769	986 637	1 223 518

Tabel 3 : Ekspor Indonesia menurut Komoditi (Kode HS 10 digit)
Export of Indonesia by Commodity (10 digit of HS Code)

September 2016
September

Kode H S HS Code	Uraian golongan barang Group description	Berat bersih / Net weight (Kg)		Nilai / Value F.O.B. (U S \$)	
		Bulan ini Current month	Kumulatif Cum. Jan. to date	Bulan ini Current month	Kumulatif Cum. Jan. to date
(1)	(2)	(3)	(4)	(5)	(6)
7408290000	Other copper alloys for copper wire	65 717	248 442	359 576	1 399 460
7409110000	Copper plates, sheets and strips, of refined copper in coils	-	10	-	123
7409190000	Copper plates, sheets and strips, of refined copper, not in coils	2 457	144 397	42 191	763 151
7409210000	Copper plates, sheets,strips, of copper zinc base alloys (brass), in coils	-	1 108 069	-	4 838 119
7409290000	Copper plates, sheets,strips, of copper zinc base alloys (brass), not in coils	-	3 487	-	17 055
7409310000	Copper plates, sheets,strips, of copper tin base alloys (brass), in coils	-	49 918	-	701 214
7409390000	Copper plates, sheets,strips, of copper tin base alloys (brass), not in coils	2 312	33 126	16 587	172 155
7409900000	Other copper alloys, unrefined	570	7 754	248	14 370
7410120000	Copper alloys, refined, thickness < 0.15 mm, not backed	-	1	-	46
7410210010	Copper foil reinforced sheets/plates of polyamide, of refined copper, backed	146	355	5 879	13 587
7410210020	Copper foil reinforced sheets/plates of polyamide, Copper clad laminate for PCBs	-	21 141	-	31 395
7410220000	Reinforced sheets/plates of polyamide, of copper alloys, unrefined	-	760	-	884
7411100000	Copper tubes & pipes of refined copper	24 999	168 720	190 390	1 603 737
7411210000	Copper tubes & pipes of copper alloys with copper-zinc base alloys (brass)	2 380	19 167	25 616	222 232
7411290000	Other copper tubes and pipes	34	44 387	444	97 821
7412100000	Copper tube or pipe fittings of refined copper	-	1 217	-	20 723
7412201000	Copper tube or pipe fittings of copper-zinc base alloys (brass)	159	25 222	14 301	278 949
7412209000	Copper alloys, not brass, refined	20 525	191 944	196 728	1 965 374
7413001000	Stranded wire,cable&etc, not electrical insul. a diameter not exceeding 28,28mm	69 334	112 383	43 680	97 866
7413009000	Stranded wire,cable&etc, not electrical insul. a diameter > 28,28 mm	2 060	420 031	14 900	501 201
7415101000	Nails & tacks, drwing pins,staples of copper iron or steel with head of copper	947	3 080	16	2 513
7415102000	Staples and similar articles of copper	70	562	35	696
7415109000	Tacks, drawing pins, staples & similar articles	45	790	16 625	77 379
7415210000	Washers (including spring washers) but not threaded	4 355	23 855	8 558	65 495
7415290000	Other articles of copper, not threaded	620	1 456	5 078	20 716
7415331000	Screws	1 330	84 306	17 211	199 803
7415332000	Bolts and nuts	2 135	24 570	3 358	79 662
7415390000	Other threaded articles	322	5 013	345	14 183
7418103000	Cooking/heating apparatus of kind used for household purposes,non electric&parts	1 477	9 890	1 377	25 211
7418109000	Other household articels and parts thereof of coppers	3 044	33 634	33 714	594 006
7418200000	Sanitary ware and parts thereof	640	8 765	9 308	113 806
7419100000	Chain and parts thereof of copper	-	6 500	-	1 688
7419910010	Fittings for fire hoses, of copper	14 406	105 878	226 241	1 674 469
7419910020	Reservoirs, tanks, vats and similar containers not fitted of copper	4 090	5 338	3 810	10 067
7419910030	Electroplating anodes,machine belt fastener, fittings for ships/oth vessel	-	650	-	763
7419910090	Oth table, kitchen,cast, moulded,stamped / forged but not further worked	191	55 475	2 328	59 679
7419993900	Grill and netting of copper wire cloth suitable for making mosquito nets	-	1	-	29
7419994000	Other grill and netting of copper wire springs	1 418	6 428	1 678	6 496
7419995000	Other grill and netting of copper wire cigarette cases or boxes and similar	6	16	1 054	1 201
7419996000	Cooking/heating apparatus, oth than of a kind used for domestic purposes&parts	2	8	346	846

Tabel 3 : Ekspor Indonesia menurut Komoditi (Kode HS 10 digit)
Export of Indonesia by Commodity (10 digit of HS Code)

September 2016
September

Kode H S HS Code	Uraian golongan barang Group description	Berat bersih / Net weight (Kg)		Nilai / Value F.O.B. (U S \$)	
		Bulan ini Current month	Kumulatif Cum. Jan. to date	Bulan ini Current month	Kumulatif Cum. Jan. to date
(1)	(2)	(3)	(4)	(5)	(6)
7419997000	Articles specially designed for use during religious rites	-	15	-	77
7419999020	Similar containers not fitted with mech. /termal equip. of a cap.of <=300l	3 000	3 031	12 312	12 342
7419999090	Other articles of non copper	48	20 997	565	85 631
7501100000	Nickel mattes	8 826 294	71 540 484	57 343 013	405 458 756
7502100000	Unwrought nickel, not alloyed	-	130 000	-	1 129 027
7503000000	Nickel waste and scrap	33 606	501 098	152 262	1 207 173
7504000000	Nickel powders and flakes	-	13	-	1 558
7505120000	Bars, rods & profiles of nickel alloys	-	150	-	1 107
7505210000	Wire of nickel, not alloyed	-	24	-	20
7505220000	Wire of nickel alloys	-	10 310	-	235 134
7506100000	Nickel plates, sheets, strip&foil of nickel, not alloyed	-	17	-	1 332
7506200000	Nickel plates, sheets, strip and foil of nickel alloys	1	3 440	10	200 096
7507120000	Tubes and pipes of nickel alloys	501	41 679	12 108	178 197
7507200000	Tube or pipe fittings	-	165 951	-	139 404
7508903000	Bolts and nuts of non nickel	476	19 941	18	6 494
7508904000	Other articles suitable for use in building of non nickel	-	3 363	-	2 549
7508905000	Electroplating anodes,wrought or un-wrought, including those produced	3 147	4 136	1 016 433	1 352 419
7508909010	Screens for printing machines	1 550	3 610	7 293	18 948
7508909090	Other articles of nickel	7 391	45 979	457 415	2 471 436
7601100000	Unwrought aluminium, not alloyed	9 000 000	21 000 026	14 648 975	33 707 246
7601200000	Unwrought aluminium alloys	3 419 760	25 587 761	6 215 549	46 928 941
7602000000	Aluminium waste and scrap	847 576	8 472 473	927 524	8 868 710
7603100000	Aluminium powders of non lamellar structure	20	39 640	600	21 173
7603200020	Aluminium powders of lamellar structure	-	66	-	3 887
7604101000	Aluminium bars and rods not alloyed	14 663	103 331	109 929	809 784
7604109010	Profiles suitable for use as heat sink with cross-sect.dimention <17,5x17,5 cm	-	373	-	7 193
7604109090	Oth Aluminium profiles suitable for use as heat sink	2	13 328	26	69 627
7604211000	Perforated tube profile for evaporator coils of mtr vehicle ac mach.of alum.aly	393	10 825	3 367	54 425
7604219000	Oth hollow profiles of aluminium alloys	5 026	46 506	38 021	305 163
7604291000	Extruded bars and rods not surface treated	1 649 078	14 716 557	5 127 656	44 878 870
7604293000	Y-shaped profiles for zip fasteners, in coils of non aluminium alloys	55	215	65	2 723
7604299000	Other extruded bars, rods and profiles of non aluminium alloys	200 273	1 322 811	579 681	3 946 825
7605110000	Alum. wire of not alloyed which the max. cross-sect'l dim.exceeds > 7 mm	446 459	4 262 108	994 728	8 704 328
7605199000	Other aluminium wire of non aluminium not alloyed	11 938	199 637	32 908	583 025
7605210000	Alum. wire of aluminium alloys which the max.cross-sect'l dimension > 7 mm	-	10 000	-	26 650
7605290000	Aluminium wire of non aluminium alloys with a diameter not exceeding 0.254mm	193	283 965	267	699 956
7606111000	Aluminium plates,sheets&strip of plain or figured by rolling of thick.>0.2mm	5 579 845	33 424 035	12 068 214	70 626 157
7606119000	Oth aluminium plates,sheets&strip of plain/figured by rolling of thick.>0.2mm	2 355	28 862	17 068	286 321
7606122000	Aluminium plates, not sensitised of kind used in the printing industry	1 795	105 819	996	47 961
7606123100	Sheets of aluminium alloy 5082,5182,<1m in width in coils	-	90	-	44
7606123910	Sheets alum.litho grade sheet/coil alloy HA 1052 hardness temper H19&alloy	40	2 330	1 237	17 889
7606123990	Other aluminium sheet/coil not exceeding 1,000 mm in width	-	1 809	-	538
7606129000	Oth plain/figured by roll./press. but not surface treated of non alum. alloys	71 441	753 477	180 515	1 722 539
7606910000	Oth alum. not alloyed,plain/figured by rolling/pressing not surface treated	197	3 105	174	15 348

Tabel 3 : Ekspor Indonesia menurut Komoditi (Kode HS 10 digit)
Export of Indonesia by Commodity (10 digit of HS Code)

September 2016
September

Kode H S HS Code	Uraian golongan barang Group description	Berat bersih / Net weight (Kg)		Nilai / Value F.O.B. (U S \$)	
		Bulan ini Current month	Kumulatif Cum. Jan. to date	Bulan ini Current month	Kumulatif Cum. Jan. to date
(1)	(2)	(3)	(4)	(5)	(6)
7606920000	<i>Oth aluminium alloyed,plain/figured by rolling/pressing not surface treated</i>	49 151	104 882	76 274	172 691
7607110000	<i>Aluminium foil not backed, rolled but not further worked</i>	391 169	3 733 338	1 083 428	10 089 974
7607190000	<i>Oth.aluminium foil alloy not rolled but not worked</i>	17 433	207 639	34 306	609 184
7607200000	<i>Aluminium foil backed</i>	4 635	59 034	33 096	378 758
7608100000	<i>Aluminium tubes and pipes of aluminium, not alloyed</i>	-	54	-	126
7608200000	<i>Aluminium tubes and pipes of aluminium alloys</i>	251 332	2 098 842	1 343 626	10 035 657
7609000000	<i>Aluminium tube or pipe fittings (for example, coupling,elbows,sleeves)</i>	27 676	254 442	42 801	965 078
7610100000	<i>Alum. structures for doors, windows & their frames and thresholds for doors</i>	187 431	1 145 545	1 506 000	9 059 963
7610909000	<i>Oth alum. structures for bridges and bridge section,towers,lattice masts&etc</i>	39 421	1 044 972	299 003	3 081 665
7611000000	<i>Aluminium reservoirs, tanks, vats and similar containers for any material</i>	2 778	26 397	19 271	102 504
7612100000	<i>Aluminium collapsible tubular containers</i>	26 582	278 607	188 126	1 947 988
7612909000	<i>Oth.aluminium casks,drums,cans, boxes & containers, for any material</i>	580 786	4 043 592	2 398 631	17 206 776
7613000000	<i>Aluminium containers for compressed or liquified gas</i>	21 313	373 147	149 927	2 178 902
7614101100	<i>With steel core cables of a diameter not < 25.3 mm</i>	24 182	77 573	59 513	151 626
7614101900	<i>Other cable with steel core</i>	3 332	39 156	196 921	1 717 968
7614109000	<i>Other stranded wire with steel core</i>	3 622	633 106	18 443	1 572 455
7614901100	<i>Cables without steel core of a diameter < 25.3 mm</i>	39 743	311 244	112 316	1 909 692
7614901900	<i>Other cable without steel core</i>	5 262	11 591	4 843	14 976
7614909000	<i>Other stranded wire without steel core</i>	50 782	234 634	53 960	397 144
7615101000	<i>Pot scourers and scouring or polishing pads,/gloves and the like of aluminium</i>	-	7 953	-	3 222
7615109000	<i>Oth table, kitchen/oth household articles & parts thereof of aluminium</i>	260 999	1 476 244	1 795 465	9 950 387
7615202000	<i>Bedpans, urinals (portable type) and chamber pots</i>	-	1	-	15
7615209000	<i>Other sanitary ware and parts thereof of aluminium</i>	19 587	115 513	155 440	801 274
7616101000	<i>Nails of aluminium</i>	41	90	818	2 464
7616102000	<i>Staples and hooks of aluminium</i>	1 291	1 509	292	19 293
7616109000	<i>Tacks, rivets,cotters,cotter pins and washers of aluminium</i>	7 692	87 348	108 808	707 093
7616910000	<i>Other cloth, grill, netting and fencing, of aluminium wire</i>	-	190	-	648
7616992000	<i>Ferrules for use in the manufacture of pencils</i>	-	9	-	188
7616993000	<i>Alum.slugs, round, of such dim. that the thick's>one tenth of the diameter</i>	2	5 330	550	17 859
7616994000	<i>Bobbins, spools, reels and similar supports for textile yarn</i>	7 356	39 342	8 914	89 723
7616996000	<i>Latex spouts and latex cups</i>	-	5	-	127
7616999110	<i>Venetian blinds</i>	4 069	32 037	34 879	318 096
7616999190	<i>Other venetian blinds</i>	1 224	8 630	3 755	52 707
7616999200	<i>Expanded metal</i>	9	9	35	35
7616999900	<i>Other Expanded metal</i>	68 277	915 818	294 383	2 793 807
7801100000	<i>Unwrought refined lead</i>	562 267	3 136 340	1 115 293	5 734 283
7801910000	<i>Unrefined lead containing by weight antimony as the principal other element</i>	502 413	1 330 682	951 438	2 468 502
7801990000	<i>Unrefined lead containing by weight antimony not as the principal oth elemen</i>	-	358 681	-	633 125
7802000000	<i>Lead waste and scrap</i>	-	2	-	33
7804110000	<i>Lead sheets, strip and foil of a thickness < 0,2 mm</i>	-	55	-	18 939
7804190010	<i>Lead embossed,cut to shape,perfortd, coated,printed,backed,reinforce material</i>	-	148	-	2 121
7804190090	<i>Oth lead waste & scrap, plates, sheets, strip and foil, lead powder & flakes</i>	-	8 617	-	2 314
7804200000	<i>Lead powders and flakes</i>	90 000	225 000	235 452	510 906
7806002000	<i>Lead bars,rods, profiles and wire</i>	-	17 162	-	147 426
7806003000	<i>Lead,tubes,pipes and tube or pipe fittings</i>	-	94	-	786
7806009010	<i>Lead wool,washers,electro-plating anodes</i>	17 710	17 710	175 329	175 329

Tabel 3 : Ekspor Indonesia menurut Komoditi (Kode HS 10 digit)
Export of Indonesia by Commodity (10 digit of HS Code)

September 2016
September

Kode H S HS Code	Uraian golongan barang Group description	Berat bersih / Net weight (Kg)		Nilai / Value F.O.B. (U S \$)	
		Bulan ini Current month	Kumulatif Cum. Jan. to date	Bulan ini Current month	Kumulatif Cum. Jan. to date
(1)	(2)	(3)	(4)	(5)	(6)
7806009090	Other articles of lead	-	400	-	2 275
7901110000	Zinc not alloyed containing by weight 99.99% or more of zinc	-	50 356	-	109 933
7901120000	Zinc not alloyed containing by weight < 99.99% of zinc	59 350	570 818	118 251	930 325
7901200000	Zinc alloys	-	442 235	-	399 269
7902000000	Zinc waste and scrap	254 378	1 508 424	401 632	2 086 077
7903100000	Zinc dust	108 122	497 504	301 345	1 208 845
7903900000	Zinc powders and flakes	60 012	671 259	41 558	288 530
7904000000	Zinc wire, bars, rods, profiles and wire	-	98 905	-	188 099
7905003000	Zinc foil a tickness < 0.25 mm	-	47 522	-	27 040
7905009000	Zinc plates, sheets, strip and foil > 0.25 mm	24 959	46 494	28 952	57 112
7907003000	Gutters, roof capping, skylight frames & oth fabricated building components	7 686	92 091	2 175	46 862
7907004000	Zinc tubes, pipes, tube, pipe fittings (for cuoplings, elbows, sleeves)	100	3 198	300	1 916
7907009100	Other cigarette cases or boxes ashtrays	-	5	-	8
7907009200	Other household articles	301	6 280	335	13 500
7907009910	Elec.plating anodes, stencil plates, nail, tacks, nuts, bolt, screws, & similar	3 301	6 900	680	32 761
7907009990	Oth articles of zinc	269 003	1 595 242	198 649	1 497 700
8001100000	Unwrought tin, not alloyed	7 990 068	44 283 761	152 373 586	758 841 293
8003001000	Tin bars, rods, profiles and wire soldering	44 552	548 876	829 875	6 348 618
8003009000	Tin bars, rods, profiles and wire not soldering	-	990	-	5 995
8007002000	Other articles of tin, plates, sheets and strip thickness > 0,2 mm	-	33	-	450
8007004000	Tin-Tubbes, pipes & tube/pipe fitting (for example, couplings, elbows, sleeves)	-	2	-	10
8101960000	Tungsten wire	-	100	-	390
8101970000	Tungsten waste and scrap	4 489	63 751	53 406	752 774
8101991000	Tungsten bar&rods, oth than those obtaine ply by sintering, profiles, sheet	-	1	-	223
8101999000	Other articles of tungstens thereof including waste & scrap	1	1	2	2
8102960000	Molybdenum wire	250	603	15	260
8102990000	Other molybdenum	-	1 040	-	10 400
8103200000	Unwrought tantalum, including bars and rods obt'd simp.by sintering; powders	-	1 227	-	437 265
8103300000	Tantalum waste and scrap	26 261	197 995	664 348	5 365 872
8104200000	Magnesium waste and scrap	64 067	225 882	64 388	206 332
8104300000	Magnesium raspings, turnings & granules, graded according to size; powders	-	25	-	45
8105900000	Other cobalt mattes	3	4	1 582	1 761
8108300000	Titanium waste and scrap	9 000	29 310	18 000	91 233
8108900000	Other titanium and articles thereof	113	1 348	200	161 782
8201100000	Hand tools spades and shovels	40	3 266	20	1 284
8201301000	Hoes (mamooties) and rakes	-	50	-	475
8201309000	Mattocks and picks	1 717	8 467	618	4 155
8201400000	Axes, bill hooks and similar hewing tools	107	3 615	98	29 382
8201500000	Secateurs & similar one-handed pruners and shears (including poultry shears)	132	138	46	52
8201600000	Hedge shears, two-handed pruning shears and similar two handed shears	26	377	299	454
8201900000	Other hand tools of a kind used in agriculture, horticulture or forestry	2 077	6 526	82 212	165 673
8202100000	Hand saws	26	5 537	311	12 062
8202201000	Band saw blades	4	6	98	128
8202209000	Sparepart band saw blades	1 164	4 656	6 400	17 228
8202319000	Sparepart sircular saw blades with working part of steel	-	1 459	-	745
8202390000	Other circular saw blades including parts	8 121	39 035	266 448	1 495 865
8202400000	Chain saw blades	167	3 227	237	6 594
8202910000	Straight saw blades for working metal	-	84	-	1 417
8202991000	Straight saw blades	-	1 416	-	7 066

Tabel 3 : Ekspor Indonesia menurut Komoditi (Kode HS 10 digit)
Export of Indonesia by Commodity (10 digit of HS Code)

September 2016
September

Kode H S HS Code	Uraian golongan barang Group description	Berat bersih / Net weight (Kg)		Nilai / Value F.O.B. (U S \$)	
		Bulan ini Current month	Kumulatif Cum. Jan. to date	Bulan ini Current month	Kumulatif Cum. Jan. to date
(1)	(2)	(3)	(4)	(5)	(6)
8202999000	Other saw blades	61 120	440 863	639 089	5 183 207
8203100000	Files, rasps and similar tools	8 607	363 921	42 270	2 136 374
8203200000	Pliers (including cutting pliers), pincers, tweezers and similar tools	3 421	25 110	13 791	112 484
8203300000	Metal cutting shears and similar tools	14 587	86 279	21 544	431 374
8203400000	Pipe-cutters, bolt croppers, perforating punches, and similar tools	531	75 490	1 402	88 814
8204110000	Hand operated spanners and wrenches non adjustable	89	36 961	4 573	1 070 616
8204120000	Hand operated spanners and wrenches adjustable	172	9 493	1 083	32 145
8204200000	Interchangeable spanner sockets, with or without handles	52	317 182	28	2 364 957
8205100000	Drilling, threading or tapping tools	323	6 248	9 575	70 627
8205200000	Hammers and sledge hammers	69	23 290	1 583	21 948
8205300000	Planes, chisels, gouges and similar cutting tools for working wood	132	13 314	48	7 334
8205400000	Screwdrivers	627	3 637	668	9 216
8205511000	Flat irons	243	2 006	136	4 191
8205519000	Other household tools	266	1 408	10 087	26 787
8205590000	Other hand tools, oth than househlocl tools	2 271	25 353	3 094	109 469
8205600000	Blow lamps	32	152	64	164
8205700000	Vices, clamps and the like	1 062	86 218	7 254	575 879
8205900000	Other including sets of articles of two or more subheadings of this heading	217	19 990	9 973	102 310
8206000000	Tools of two/more of the headings82.02 to 82.05 put up in sets for retail sale	2 602	28 088	1 205	220 694
8207130000	Rock drilling or earth boring tools with working part of cermets	-	4 151	-	200 833
8207190000	Other rock drilling / earth boring tools , including parts	3 773	59 946	363 359	1 799 624
8207200000	Dies for drawing or extruding metal	20 315	68 006	223 120	1 319 585
8207300000	Tools for pressing, stamping or punching	7 366	121 935	154 321	2 253 587
8207400000	Tools for tapping or threading	277	5 245	48 310	181 681
8207500000	Tools for drilling, other than for rock drilling	1 617	19 097	303 105	1 562 271
8207600000	Tools for boring or broaching	853	3 463	2 594	86 150
8207700000	Tools for milling	607	3 929	42 303	320 223
8207800000	Tools for turning	81	221	5 382	5 901
8207900000	Other interchangeable tools	1 517	120 803	123 550	2 222 382
8208100000	Knives and cutting blades for metal working	-	982	-	61 701
8208200000	Knives and cutting blades for wood working	68 591	781 540	641 357	7 237 221
8208300000	Knives&cutting blades f kitchen app'es / for mach. used by the food industry	9	2 665	32	28 056
8208400000	Knives&cutting blades for agricultural , horticultural or forestry machines	-	860	-	2 196
8208900000	Other knives and cutting blades for machines or for mechanical appliances	352	7 826	32 730	673 345
8209000000	Plates, sticks, tips and the like for tools,	126	3 219	1 000	63 192
8210000000	Hand-operated mechanical appliances, weighing	-	496	-	419
8211100000	Knives with cutting blades,serrated or not and sets of assorted articles	-	167	-	537
8211910000	Table knives having fixed blades	2 118	28 065	28 240	387 367
8211925000	knives ,fix blades, handle of base metal for agricultural, horticultural/forestry	-	3	-	11
8211929010	Flick/spring knives,hunting,diving& scouts knives,penknives,blades>15 cm	22	3 002	719	96 627
8211929090	Other knives having fixed blades with handle of base metal	1 751	64 043	13 792	425 508
8211932010	Knives,oth than fixed blades,with handle base metal, for agricultural, forestry	-	50	-	3 188
8211939000	Knives having other than fixed blades with handle of base metal	64	2 747	970	16 244
8211941000	Blades for knife of kind used for agriculture,horticulture/forestry	-	200	-	1 303
8211949000	Blades with handle of base metal	2	10	250	462

Tabel 3 : Ekspor Indonesia menurut Komoditi (Kode HS 10 digit)
Export of Indonesia by Commodity (10 digit of HS Code)

September 2016
September

Kode H S HS Code	Uraian golongan barang Group description	Berat bersih / Net weight (Kg)		Nilai / Value F.O.B. (U S \$)	
		Bulan ini Current month	Kumulatif Cum. Jan. to date	Bulan ini Current month	Kumulatif Cum. Jan. to date
(1)	(2)	(3)	(4)	(5)	(6)
8211950000	Knives with handles of base metal	46	4 562	160	7 463
8212100000	Razors	2 292	4 998	51 203	115 736
8212201000	Safety razor blades with double-edged razor blades	113	9 497	2 186	95 548
8212209000	Other razors and razor blades including razor blade blanks in strips	21	2 265	264	186 868
8212900000	Other parts of razors and razor blade	-	30	-	6
8213000000	Scissors, tailors' shears and similar shears and blade thereof	48	2 972	383	26 663
8214100000	Ppr knives, ltr openers, erasing knives, pencil sharpeners and blades therefor	572	3 979	100	11 483
8214200000	Manicure or pedicure sets and instruments including nail files	655	1 986	552	18 748
8214900000	Other articles of cutlery	5 420	15 009	38 398	110 371
8215100000	Spoons, forks, ladles, skimmer, cake serv. & fish knives sets of assorted articles	-	84	-	1 180
8215200000	Similar kitchen and tableware, other sets of assorted articles	21 493	166 157	216 839	1 532 931
8215910000	Similar kitchen and tableware plated with precious metal	20	20	40	40
8215990000	Other similar kitchen and tableware	209 975	1 906 576	2 034 682	19 017 896
8301100000	Padlocks	1 286	12 395	3 660	81 511
8301200000	Locks of a kind used for motor vehicles	61 871	570 022	865 441	7 775 964
8301300000	Locks of a kind used for furniture	3 393	18 557	2 321	38 419
8301401000	Handcuffs	-	247	-	84
8301409000	Other padlocks and locks	2 640	38 287	3 412	27 440
8301500000	Clasps and frames with clasps, incorporating locks	443	14 381	5 813	156 854
8301600000	Parts of padlocks and locks	44 853	564 552	863 230	9 937 500
8301700000	Keys presented separately	747	11 999	24 254	428 545
8302100000	Hinges	11 568	214 536	63 410	1 454 290
8302201000	Castors of a diameter > 100 mm but < 250 mm	164	223	695	730
8302209000	Oth base metal mountings, fitting & similar articles	12 019	34 589	29 055	146 414
8302301000	Hasps	-	1 180	-	4 838
8302309000	Oth mountings, fittings and similar articles suitable for motor vehicles	265 028	1 887 203	1 210 775	7 153 159
8302413100	Hasps suitable for building	500	1 920	851	1 680
8302413900	Bolts, hooks, eyes and staples suitable for building	-	939	-	4 547
8302419000	Other mounting suitable for building	347 870	3 127 650	1 489 307	11 791 939
8302422000	Hasps suitable for furniture	1	950	47	7 472
8302429000	Bolts suitable for furniture	145 766	1 211 184	904 123	6 467 377
8302491000	Mounting of a kind suitable for saddlery	-	570	-	1 552
8302499100	Hasps	34 797	174 929	170 358	905 613
8302499900	Other mounting; oth than of a kind suitable for saddlery	30 656	51 151	35 157	223 712
8302500000	Hat-racks, hat-pegs, brackets and similar fixtures	36 972	297 280	303 187	2 129 511
8302600000	Automatic door closers	56 089	178 539	519 078	2 077 133
8303000000	Armoured/reinforced safes, strong-boxes and doors and safe deposit lockers	458 703	3 834 102	1 015 449	7 695 448
8304001000	Filing cabinets or card-index cabinets	18 973	34 329	65 721	133 209
8304009100	Other similar office or desk equipment of aluminium	4 731	49 812	18 140	232 944
8304009900	Other office or desk equipment of copper or of lead	4 456	33 325	11 508	99 525
8305101000	Fittings for double loop wire binders	-	4 497	-	22 969
8305109000	Fittings for loose-leaf binders or files oth than double loop wire binders	91	3 411	1 719	14 159
8305201000	Staples in strips of a kind for office use	80	2 115	829	12 667
8305202000	Other staples in strips of iron or steel	3	8 089	452	31 255
8305209000	Other fitting for loose leaf binders or files for staples in strips	-	204	-	230
8305901000	Letter coners, paper clips, indexing tags office articles	910	4 368	1 336	4 830
8305909000	Other including parts	1 420	6 201	1 096	25 224
8306102000	Bells, gongs and the like, of copper	525	2 812	317	29 210
8306109000	Bells, gongs and the like, oth than of copper	15 167	126 034	102 384	756 394
8306210000	Statuetes and other ornamen plated with precious metal	8 791	162 938	44 188	629 207

Tabel 3 : Ekspor Indonesia menurut Komoditi (Kode HS 10 digit)
Export of Indonesia by Commodity (10 digit of HS Code)

September 2016
September

Kode H S HS Code	Uraian golongan barang Group description	Berat bersih / Net weight (Kg)		Nilai / Value F.O.B. (U S \$)	
		Bulan ini Current month	Kumulatif Cum. Jan. to date	Bulan ini Current month	Kumulatif Cum. Jan. to date
(1)	(2)	(3)	(4)	(5)	(6)
8306291000	Statuetes and other ornamen, of copper or lead	40 808	304 389	249 799	1 689 293
8306293000	Statuetes and other ornamen, of aluminium	383	37 754	1 481	184 848
8306299000	Other statuetes and other ornamen	72 164	1 140 486	347 636	4 854 221
8306301000	Photograph, picture or similar frames; mirrors : of copper	380	15 833	9 818	27 236
8306309900	Oth metallic mirrors reflecting traffic views at road interstions/sharp corners	43 797	300 401	185 723	1 277 882
8307100000	Flexible tubing of base metal,with or without fitting of iron/steel	1 987	69 795	12 195	86 177
8307900000	Flexible tubing of base metal,with or without fitting of other base metal	11	579	239	2 470
8308100000	Hooks, eyes and eyelets of base metal	4 565	28 446	31 929	160 538
8308200000	Tubular or bifurcated rivets of base metal	-	100	-	3 381
8308901000	Including parts with beads of a kind used for travel goods	2 523	26 094	78 463	406 786
8308909010	Including parts with spangles of a kind used for clothing	-	475	-	5 370
8308909090	Claps, frames with claps, buckles, buckle-claps of base metal	4 793	58 918	77 981	340 558
8309100000	Crown corks, of base metal	200	68 516	510	169 086
8309901000	Capsules for bottles, of base metal	3	3	9	9
8309902000	Top ends of alum. Cans, of base metal	125 029	2 089 644	438 654	6 228 837
8309906000	Aerosol can ends, of tinplate, of base metal	-	44 363	-	111 248
8309907000	Other caps for cans, of base metal	98 280	633 869	128 496	1 257 458
8309908100	Bottle and screw caps, of aluminium	-	320	-	285
8309908900	Seals & other packing accessories of aluminium	976	7 765	10 897	91 672
8309909100	Other of bottle and screw caps	10	87	141	796
8309909910	Bungs for metal drums; bung covers; seals;case corner protectors	18 299	171 059	48 922	546 029
8309909990	Threaded bungs for aluminium covers; seals;case corner protectors	16 339	86 642	189 199	494 413
8310000000	Plates; Sign , name, add & similar,numb, letter, of base metal, excl heading 9405	18 400	89 326	144 354	1 544 539
8311100010	Coated electrodes of base metal, for electric arc-welding : In rolls	8 580	276 337	8 758	233 805
8311100090	Coated electrodes of base metal,for electric arc-welding, In oth than rolls	943 935	7 245 792	1 941 189	13 057 388
8311202010	Cored wire of alloy stell,cont by weight 4,5% / carbon / chromium, in rolls	-	7 975	-	10 779
8311202090	Cored wire of alloy stell,cont by weight 4,5% / carbon / chromium, in non rolls	-	142	-	65
8311209010	Part Core wire of alloy stell,cont weight4,5% / carbon / chrom, in rolls	1 000	50 430	1 300	46 963
8311209090	Part Cored wire of alloy stell,cont weight4,5% /carbon/chrom, in non rolls	9 757	810 591	12 947	299 584
8311302010	Coat rod & Cored wire of alloy stell, cont weight 4,5% /carbon/chrom,in rolls	-	8 540	-	15 975
8311302090	Coat rod & Core wire of alloy stell,cont weight 4,5% / carbon / chrom, non rolls	-	24	-	430
8311309090	Part coat rod & Cor wire of alloy stell, cont weight 4,5% /carbon/chrom,non rolls	-	708	-	5 142
8311900000	Coated wire / cored with flux material of kind used for soldering & metal spray	1 437	94 441	32 039	1 040 495
8401200000	Machinery & apparatus for isotopic separation & parts thereof	-	1	-	24
8401300000	Fuel elements (cartridges), non-irradiated	1	1	119	119
8402111000	Watertube boiler with steam production > 45 t/ h with electrical operated	-	12 325	-	1 900
8402121900	Watertube boilers electric with a steam prod < 15 tons /hours	10 920	64 277	108 800	808 598
8402191100	Hybrid boilers with a steam production > 15t/ hour with electrically operated	-	57 830	-	311 931
8402191900	Hybrid boilers with a steam production < 15t/ hour with electrically operated	-	209	-	504

Tabel 3 : Ekspor Indonesia menurut Komoditi (Kode HS 10 digit)
Export of Indonesia by Commodity (10 digit of HS Code)

September 2016
September

Kode H S HS Code	Uraian golongan barang Group description	Berat bersih / Net weight (Kg)		Nilai / Value F.O.B. (U S \$)	
		Bulan ini Current month	Kumulatif Cum. Jan. to date	Bulan ini Current month	Kumulatif Cum. Jan. to date
(1)	(2)	(3)	(4)	(5)	(6)
8402201000	Electric super heated water boilers electrically operated	-	25	-	267
8402901000	Part of boiler bodies or shells	-	68 200	-	400 000
8402909000	Oth than part of boiler bodies or shells	13 472	197 613	39 871	961 753
8403100000	Boilers of central heating boilers other than those of heading 84.02.	180 064	492 554	820 020	1 721 377
8403909000	Oth Boiler bodies or shells central heat boilers oth than those	312 463	3 669 736	927 912	14 490 949
8404101090	Economiser,super-heaters,gas reverers with boilers of heading 84.02	-	16 261	-	50 095
8404200000	Condensers for steam or other vapour power units	28	2 345 413	1 306	14 025 270
8404901900	Part oth than boiler bodies or shells of goods of subheading 8404.10.10 :	-	22 000	-	12 075
8404909000	Other parts of auxiliary machinery for use with boilers	-	3 780	-	17 959
8405100000	Producer gas/water gas generators, with or without purifiers; acetylene gas	-	32 593	-	191 664
8405900000	Part of producer gas/water gas generat, with or without purifiers; acetylene gas	915	19 697	7 577	121 277
8406100000	Turbines for marine propulsion	-	16	-	3 363
8406820000	Turbines oth than marine propulsion of an output not exceeding 40 MW	12	282	34	641
8406900000	Part of turbines for marine propulsion	406 343	2 684 566	2 709 749	20 926 879
8407100000	Spark ignition reciproc/rotary internal combustion piston engines for aircraft	1 215	15 575	31 000	6 182 788
8407211000	Outboard motors of a power < 22.38 kw	-	285	-	572
8407219000	Outboard motors of a power > 22.38 kw	130	4 009	532	48 825
8407299090	Outboard motors of a power > 100 kw	1 200	8 588	7 524	23 919
8407321200	Reciproc piston engine of vehicles of heading 87.11 ,50cc< capacity < 110 cc	140 086	899 193	1 279 317	8 717 498
8407321900	Reciproc piston engine of vhl of head 8701,8711 with capacity <= 110 cc	-	500	-	742
8407322100	Reciproc piston engine of vehicles of heading 87.01 ,110cc>capacity <=250 cc	-	850	-	4 500
8407322200	Reciproc piston engine of vehicles of heading 87.11 ,110cc> capacity <=250 cc	1 389 568	8 662 600	14 900 659	87 613 446
8407322900	Reciproc piston engine of vhl of head 8701,8711 with >110 cc cap < 250 cc	-	90	-	2 872
8407332000	Reciproc piston engine of vehicles of head 87.11 ,250cc> capacity <=1000 cc	48	106 275	3 742	618 354
8407347100	Fully assembled of a cylinder capacity not exceeding 2000 cc	782 780	5 099 708	8 993 260	62 458 371
8407347200	Fully assembled of > 2000 cc a cylinder capacity < 3000 cc	331 547	4 152 938	3 227 308	33 947 268
8407347300	Fully assembled of a cylinder capacity exceeding 3000 cc	171 901	377 426	1 553 836	3 352 918
8407349200	Fully assembled for other vehicles of heading 8701	138 354	1 458 668	1 239 274	13 373 849
8407349400	Fully assembled for oth vehicles of cylinder capacity not exceeding 2000 cc	263	390	44 168	46 451
8407349500	Fully assembled for oth vehicles of > 2000 cc cylinder capacity < 3000 cc	155 970	586 530	1 281 167	4 712 865
8407349900	Fully assembled for oth vehicles of cylinder capacity exceeding 3000 cc	-	479	-	5 464
8407901000	Other engines of a power not exceeding 18,65 kw	-	413	-	1 756
8407909000	Other engines of a power exceeding 22,38 kw	5	12 625	58	138 263
8408101000	Marine propulsion engines, of a power not exceeding 22.38 kw	-	8 274	-	297 301
8408102000	Marine propulsion engines,of a power exc 22.38 kw but not exc 100 kw	-	666	-	15 408
8408109010	Marine propulsion engines,of a power exc 100 kw but not exc 750 kw	-	1 885	-	37 426
8408109090	Marine propulsion engines,of a power exceeding 750 kw	440	29 745	149	52 596
8408201000	Fully assembled for vehicles of subheading 8701.10	-	293	-	5 440

Tabel 3 : Ekspor Indonesia menurut Komoditi (Kode HS 10 digit)
Export of Indonesia by Commodity (10 digit of HS Code)

September 2016
September

Kode H S HS Code	Uraian golongan barang Group description	Berat bersih / Net weight (Kg)		Nilai / Value F.O.B. (U S \$)	
		Bulan ini Current month	Kumulatif Cum. Jan. to date	Bulan ini Current month	Kumulatif Cum. Jan. to date
(1)	(2)	(3)	(4)	(5)	(6)
8408202100	Fully assembled for vehicles of subhd 8701.10 of cyl cap <2000 cc	-	235	-	35 978
8408202200	Fully assembled for vehicles of subhd 8701 of >2000 cc cyl cap <3500 cc	128 992	1 009 855	1 320 905	10 529 870
8408901000	Other engines with power < 18,65 kw	-	5 811	-	67 546
8408905030	Other engines with power > 100 kw for heading 8429 or 8430	146 128	1 069 419	2 185 224	17 138 612
8408905090	Other engines with power > 100 kw for heading 8429 or 8430	44 291	388 762	367 803	3 231 388
8408909100	Egn of power exc 100 kw oth for machinery heading 8429 ot 8430	-	500	-	13 499
8408909990	Compres with diesel or semi-diesel oth of railway locomotiv or tramway vehicle	134 545	625 372	1 147 205	6 787 506
8409100000	Parts suitable for use with the engine of heading 8407 or 8408 of aircraft	200	2 015	18 000	111 941
8409911100	Combustion piston egn for machin of head 8429 or 8430 of carburettors & parts	556	3 451	19 986	105 313
8409911300	Cylinder liners with internal diameter 50 mm <= 155 mm of head 8429 & 8430	-	11 328	-	121 173
8409911400	Oth cylinder liners with internal diamtr 50 mm <= 155 mm of head 8429 & 8430	8 500	8 993	13 242	17 652
8409911500	cylinder heads & head covers for machinery heading 8429 ot 8430	5 390	37 225	16 352	139 664
8409911600	Pistons with an external diameter of 50 mm <= 155 mm of head 8429& 8430	130	113 746	500	208 314
8409911700	Oth pistons with an external diameter of 50 mm <= 155 mm of head 8429& 8430	131	8 918	2 717	64 434
8409911800	Piston rings & gudgeon pins for machinery heading 8429 ot 8430	19 788	147 803	1 058 384	8 138 965
8409911900	Oth parts suitable for use with the engine machinery heading 8429 ot 8430	66 098	569 325	298 957	2 663 002
8409912100	Carburettors & parts there of vehicles of heading 8701	28	152	40	2 207
8409912200	Cylinder blocks for machinery heading 8701	71	71	226	226
8409912400	Oth cylinder liners with internal diamtr 50 mm <= 155 mm of heading 8701	110 000	110 000	7 500	7 500
8409912500	cylinder heads & head covers for machinery heading 8701	-	120	-	390
8409912600	Pistons with an external diameter of 50 mm <= 155 mm of heading 8701	9 794	88 700	154 618	1 237 626
8409912700	Oth pistons with an external diameter of 50 mm <= 155 mm of heading 8701	-	164	-	11 988
8409912900	Oth parts suitable for use with the engine machinery of heading 8701	-	2 601	-	33 298
8409913100	Carburettors & parts there of vehicles of heading 8711	9 416	56 549	208 040	1 178 994
8409913200	Cylinder blocks; crank cases for machinery of heading 8711	4 018	45 413	29 396	349 245
8409913500	Cylinder heads & head covers for machinery of heading 8711	36 547	292 396	234 234	2 029 793
8409913700	Pistons for machinery of heading 8711	5 166	38 852	157 520	1 371 618
8409913800	Piston rings & gudgeon pins for machinery of heading 8711	645	1 029	5 871	24 753
8409913900	Oth parts suitable for use with the engine for machinery of heading 8711	9 837	94 832	146 637	908 394
8409914100	Carburettors & parts there of vehicles of heading 87	22 613	183 095	1 127 860	7 940 927
8409914200	Cylinder blocks; crank cases for machinery of heading 87	369 386	3 875 943	1 629 370	16 605 034
8409914400	Other cylinder liniers with the engine for machinery of heading 87	3 973	34 288	51 406	478 111
8409914500	Cylinder heads & head covers for machinery of heading 87	48 006	489 385	304 354	4 193 506
8409914600	Pistons with an external diameter of 50 mm <= 155 mm of heading 87	5 896	25 167	94 153	523 406

Tabel 3 : Ekspor Indonesia menurut Komoditi (Kode HS 10 digit)
Export of Indonesia by Commodity (10 digit of HS Code)

September 2016
September

Kode H S HS Code	Uraian golongan barang Group description	Berat bersih / Net weight (Kg)		Nilai / Value F.O.B. (U S \$)	
		Bulan ini Current month	Kumulatif Cum. Jan. to date	Bulan ini Current month	Kumulatif Cum. Jan. to date
(1)	(2)	(3)	(4)	(5)	(6)
8409914700	Oth pistons with an external diameter 50 mm <= 155 mm of	1	458	135	3 991
8409914800	Piston rings & gudgeon pins for machinery heading 87	32 331	234 710	3 486 530	25 887 111
8409914900	Oth parts suitable for use with the engine for machinery of heading 87	377 538	3 401 923	5 271 193	46 902 914
8409915200	Cyl liners, power < 22,38 kw of diamtr =>50 mm<155 mm for vessel of heading 89	-	14	-	198
8409915900	Oth suitable for use with the egn of power < 22,38 kw for vssl of heading 89	49 168	360 751	583 602	4 954 204
8409916100	Cyl block,crank case,marine propul eng power > 22.38kw for vessels of 89	1 160	178 657	8 093	170 098
8409916200	Cyl liners, power > 22,38 kw of diamtr =>50 mm<155 mm for	-	32	-	365
8409916300	Oth Cyl liners, power>22,38 kw of diamtr =>50 mm<155 mm for vessel of heading 89	-	4	-	20
8409916400	Pistons, power > 22,38 kw of diamtr =>50 mm<155 mm for vessel of heading 89	7 800	15 338	2 354	23 010
8409916500	Other piston for marine propulsion engines of power > 22.38 kw	-	1 500	-	3 503
8409916900	Oth suitable for use with the egn of power > 22,38 kw for vssl of heading 89	4 998	49 087	145 667	1 141 379
8409917200	Cylinder blocks for other engine	799	13 364	5 440	60 763
8409917400	Oth cyl liners for other engine	-	16 913	-	5 532
8409917500	Cyl heads & head covers for other eng	-	152	-	3 439
8409917700	Oth pistons for other engine	-	22 343	-	27 667
8409917900	Other parts for engines	30 991	169 865	861 721	4 062 740
8409991200	cylinder blocks for engine of machinery of heading 8429/8430	-	2 761	-	875
8409991300	Cyl liners for eng mach head 8429/8430 with =>50 mm diameter <155 mm	-	3	-	8 507
8409991400	Other cylinder liners for engine of machinery of head 8429/8430	15	2 608	220	20 934
8409991500	Clinder head & head covers for engine of machinery of head 8429/8430	-	3 111	-	22 739
8409991600	Pistons for eng mach of head 8429/8430 with =>50 mm diameter <155 mm f	-	16	-	97
8409991700	Other piston for engin of machinery of heading 8429/8430	-	2 651	-	20 766
8409991900	Other engine of machinery of heading 8429 or 8430	207	13 403	24 527	367 719
8409992200	Cylinder blocks for engin of vehicles of heading 8701	12 120	581 437	16 048	827 480
8409992500	Cyl heads & head covers for engines of vehicles of heading 8701	70 665	530 062	237 338	1 530 473
8409992700	Oth pistons for engines of vehicles of heading 8701	-	200	-	6 809
8409992900	Other for engines of vehicles of heading 8701	-	14	-	127
8409993100	Carburettors & parts there of for engin of vehicles of heading 8711	-	10	-	63 010
8409993200	Cylinder blocks; crank cases for engines of vehicles of heading 8701	-	40	-	20
8409993300	Cylinder liners for engines of vehicles of heading 8711	-	3	-	10
8409993600	Pistons rings & gudgeon pins for engines of vehicles of heading 8711	399	401	10	442
8409993900	Other for engines of vehicles of heading 8711	3	80	43	1 481
8409994100	Carburettors & parts there of for engin of oth vehicles of chapter 87	567	6 940	59 479	500 510
8409994200	Cylinder blocks;crank case for engines of oth vehicles of chapter 87	523 050	6 430 157	1 677 542	17 104 949
8409994400	Other cylinder liners for engines of oth vehicles of heading 8701	-	8	-	23
8409994500	Cyl heads & head covers for engines of oth vehicles of chapter 87	8	3 695	105	34 155
8409994600	Pistons for eng of oth vhl chapter 87 with =>50 mm diameter <155 mm f	-	136	-	3 052
8409994800	Pistons rings & gudgeon pins for engines of oth vehicles of chapter 87	-	520	-	47 221

Tabel 3 : Ekspor Indonesia menurut Komoditi (Kode HS 10 digit)
Export of Indonesia by Commodity (10 digit of HS Code)

September 2016
September

Kode H S HS Code	Uraian golongan barang Group description	Berat bersih / Net weight (Kg)		Nilai / Value F.O.B. (U S \$)	
		Bulan ini Current month	Kumulatif Cum. Jan. to date	Bulan ini Current month	Kumulatif Cum. Jan. to date
(1)	(2)	(3)	(4)	(5)	(6)
8409994900	Other for engines of other vehicles of chapter 87	66 196	911 348	2 186 318	30 615 330
8409995900	Oth.for vssls chapt.89,marine propul eng of a power<= 22.38 kw,comp-ignition	-	4 846	-	68 079
8409996100	Cyl.block,crank case,marine propuls.eng, power>= 22.38kw for vssl of 89,comp-ign	-	40	-	657
8409996200	Cyl liners for vssl eng >= 22,38 kw of =>50 mm diamtr <= 155 mm of heading 89	1 325 928	10 864 890	2 963 189	22 885 467
8409996300	Other cylinder liners for marine propulsion engines of power > 22,38 kw	-	90	-	598
8409996500	Other piston for marine propulsion engines of power > 22,38 kw	-	3 288	-	8 036
8409996900	Other for marine propulsion engines of a power > 22,38 kw	190 146	1 566 602	2 005 906	14 636 724
8409997100	Carburettors & parts there of for other engines	-	3	-	380
8409997200	Cylinder blocks for other engines	-	3 500	-	103 130
8409997300	Cylinder liners for other engines with =>50 mm diamtr <= 155 mm	4 789	19 749	26 270	101 275
8409997400	Other cylinder liners for other engines	-	808	-	1 443
8409997500	Cyl heads & head covers for other engine	1 083	14 450	12 891	133 825
8409997700	Oth pistons for other engines	10	25 967	802	442 696
8409997800	Pistons rings & gudgeon pins for other engines	135	177	1 960	2 967
8409997900	Other than for engines	86 821	655 669	2 473 804	9 860 292
8410110000	Hydraulic turbine & water wheels of power <= 1,000 kw	-	1 920	-	41 499
8410900000	Parts, including regulators of hydraulic turbins and water wheels	1 255	8 047	8 049	50 461
8411110000	Turbo-jets of a thrust not exceed 25 kn	-	6	-	444
8411120000	Turbo-jets of a thrust exceeding 25 kn	-	12 589	-	679 000
8411210000	Turbo-propellers of a power not exceeding 1,100 kw	-	4 212	-	556 000
8411220000	Turbo-propellers of a power exceeding 1,100 kw	523	9 740	37 885	429 224
8411810000	Other gas turbines of a power not exceeding 5,000 kw	-	12 465	-	17 888
8411820000	Other gas turbines of a power exceeding 5,000 kw	-	6 265	-	975 624
8411910000	Parts of turbo-jets/turbo-propellers	179	16 663	158 715	8 180 148
8411990000	Oth Parts of turbo-jets/turbo-propellers	18 897	93 896	3 274 975	22 635 331
8412100000	Reaction engines oth than turbo-jets	-	260	-	505
8412210000	Hydraulic power engines and motors with linear acting (cylinders)	14 288	166 998	166 433	956 012
8412290000	Hydraulic power engines and motors with other linear acting (cylinders)	59 895	482 594	438 812	2 903 304
8412310000	Pneumatic power engines and motors with linear acting (cylinders)	1 270	3 380	128 188	198 721
8412390000	Pneumatic power engines and motors with other linear acting (cylinders)	490	10 981	16 662	89 487
8412800000	Oth engines and motors	68	3 319	500	200 391
8412901000	Parts of engines of subheading 8412.10	-	1 084	-	20 222
8412909000	oth parts of engines of subheading 841	10 973	212 053	303 496	1 772 705
8413110000	Pumps for dispensing fuel/lubricants of the type used in fill station/in garage	250	5 915	5 567	107 156
8413190000	OthPumps for dispens fuel/lubricants of the type used in fill station/in garage	604	117 709	712	198 259
8413201000	Water pump for hand pump,oth than those of subheading 8413.11 / 8413.19	6 431	121 703	35 109	193 346
8413209000	Oth Water pump for hand pump,oth than those of subheading 8413.11 / 8413.19	22 865	73 259	88 504	664 154
8413301200	Recipro/rotary for water pumps/fuel of kind eng of mtr vhl head 8702,8703,8704	24	33 161	369	1 448 738
8413301900	Reciprocating or rotary type for cool med pumps for intern combust piston eng	28 163	199 204	2 499 535	14 612 268
8413302100	Centrifugal type for water pumps/fuel of kind eng of mtr vhl head 8702,8703,8704	-	1 214	-	127 077
8413302900	Centrifugal type for cooling medium pumps for intern combustion piston eng	2 008	19 292	172 201	1 381 097

Tabel 3 : Ekspor Indonesia menurut Komoditi (Kode HS 10 digit)
Export of Indonesia by Commodity (10 digit of HS Code)

September 2016
September

Kode H S HS Code	Uraian golongan barang Group description	Berat bersih / Net weight (Kg)		Nilai / Value F.O.B. (U S \$)	
		Bulan ini Current month	Kumulatif Cum. Jan. to date	Bulan ini Current month	Kumulatif Cum. Jan. to date
(1)	(2)	(3)	(4)	(5)	(6)
8413309200	Other water pumps or fuel pumps of kind used for eng of mtr vhl head 8702-8704	601	3 598	5 422	89 893
8413309900	Other Cooling medium pumps for internal combustion piston engines	9 770	202 687	436 600	7 046 088
8413400000	Concrete pumps	-	16 962	-	144 781
8413509000	Oth reciproc positif displacement pumps, of water pumps with flow rate> 13000 m/h	2 500	269 065	47 084	5 083 572
8413603010	Oth rotary positive displacement pumps, elctrlly operated with flow rate<8000 m/	648	5 634	750	12 911
8413604000	Oth rotary (+) displmnt pumps,of water pumps with>8000m/h flow rate<13000 m/h	10 522	42 545	26 274	200 989
8413609000	Oth rotary positive displacement pumps, with flow rate > 13000 m/h	11 504	28 303	5 567	205 207
8413701100	Oth Ctrfgl pumps;sgl stage,water pmp for belt drvr /drct coupl with diamtr<200 mm	11 779	105 256	56 544	488 482
8413701900	Oth centrifugal pumps;single suction horizontal shaft water pumps	65 279	769 916	320 776	3 666 410
8413703900	Submersible water pumps with an inlet diameter => 200 mm	47	14 033	1 955	73 027
8413704110	Oth water pumps of flow rate<8000m/h of with diamtr>200 mm of elctricly operated	1	12 698	7	95 452
8413704900	Oth water pumps of flow rate<8000m/h with inlet diameter > 200 mm	361	2 495	16 513	57 252
8413709900	Oth pumps with shafts common with the prime mover of an inlet diamtr > 200 mm	1 084	9 391	22 190	173 686
8413811110	Water pump with flow rate <= 8000 m/h with electrically operated	227 214	2 258 810	1 187 183	11 606 289
8413811120	Water pump with flow rate <= 8000 m/h with not electrically operated	-	22 227	-	7 260
8413811200	Water pump with > 8000 m/h flow rate <= 13000 m/h	5 550	5 550	45 811	45 811
8413811900	Water pump with flow rate >= 13000 m/h	10 532	286 852	111 819	7 636 505
8413820010	Liquid elevators with electrically operated	6 879	93 512	47 275	550 630
8413820020	Liquid elevators with not electrically operated	-	113	-	3 652
8413911000	Part of pumps subheading 8413.20.10	-	4 505	-	27 040
8413912000	Part of pumps subheading 8413.20.90	-	8 206	-	111 287
8413913000	Part of pumps subheading 8413.70.11 and 8413.70.19	-	10 118	-	64 031
8413914000	Part of other centrifugal pumps	78 667	641 328	212 462	1 763 447
8413919000	Part of other pumps	146 038	991 059	1 505 076	12 501 357
8413920000	Part of liquid elevators	680	5 240	7 548	33 684
8414100000	Vakum pumps	686	27 507	1 983	67 969
8414201000	Hand or foot operated air pumps; for bicycle pumps	346	4 730	10 015	12 006
8414209000	Other Hand or foot operated air pumps	923	45 392	9 394	96 652
8414302000	Compressors of kind used in refrigerat equipment for automotive AC	683 710	6 609 950	11 592 181	110 656 377
8414303000	Compressors of kind used in refrigerat equipment oth of seal unit for AC mach	399	7 671	49	91 357
8414304000	Compr kind refrgt eqp oth with cap refr >21.10 kw or displacmnt perrevl=>220 cc	211	46 863	1 268	398 928
8414309000	Compr kind refrgt eqp oth with cap refr <21.10 kw or displacmnt perrevl=>220 cc	108 681	1 176 769	1 550 237	18 604 042
8414400000	Air compressors mounted on a wheeled chasis for lowing	117 408	572 088	1 489 872	3 649 657
8414511000	Table fans and box fans	15 361	118 308	36 869	322 444
8414519100	Fans with protective screen	180	13 190	71	4 994
8414519900	Other fans with protective screen	10 870	94 401	23 817	423 910
8414592000	Explosion-proof air fans of kind used in underground mining with cap < 125 kw	90	234	2 925	22 952
8414593000	Blower with capacity < 125 kw	2 781	21 102	33 174	301 783
8414594100	Fans of a capacity <125 kw with protective screen	-	35	-	984
8414594900	Oth fans of a capacity <125 kw with protective screen	233	992	9 569	29 660
8414595000	Fans window with blowers	-	1 023	-	14 907

Tabel 3 : Ekspor Indonesia menurut Komoditi (Kode HS 10 digit)
Export of Indonesia by Commodity (10 digit of HS Code)

September 2016
September

Kode H S HS Code	Uraian golongan barang Group description	Berat bersih / Net weight (Kg)		Nilai / Value F.O.B. (U S \$)	
		Bulan ini Current month	Kumulatif Cum. Jan. to date	Bulan ini Current month	Kumulatif Cum. Jan. to date
(1)	(2)	(3)	(4)	(5)	(6)
8414599100	Fans floor with protective screen	-	18	-	3 600
8414599900	Oth fans floor with protective screen	980	33 413	11 378	1 533 174
8414601100	Hoods have max horizon side<120 cm,fitt with a filter for laminer airflow cabin	76 323	1 059 568	533 744	5 994 117
8414601900	Hood have max horiz side<120 cm,oth fitt with a filter for laminer airflow cabin	12 765	120 521	66 944	635 622
8414609100	Hoods having maximum horizontal side <120 cm, to suitable for industrial use	-	2	-	20
8414609900	Hoods having maximum horizontal side <120 cm,oth suitable for industrial use	686	4 739	25 321	70 839
8414801300	Hoods have max horizon side>120 cm,fitt with a filter for laminer airflow cabin	-	34	-	69
8414801400	Hood have max horizon side<120 cm,fitt with a filter for laminer airflow cabin	-	7 899	-	32 631
8414801500	Hoods have max horizontal side>120 cm, no fitt with filter suitable for ind use	13 749	108 332	68 409	576 266
8414801900	Hoods have max horizontal side>120 cm, no fitt with filter,not suit for ind use	-	100	-	150
8414803000	Hoods have max horizon side<120 cm of free piston generators for gas turbins	-	3 011	-	55 865
8414804100	Gas compr modul for use in oil drill oth than those of subhd 841430 and 8414.40	-	2 185 066	-	16 799 815
8414804900	oth Gas compr modul for use in oil drill oth than those of subhd 841430 & 841440	38 890	203 317	598 461	5 449 260
8414805000	Hoods having maximum horizontal side < 120 cm for air pumps	112 923	853 601	912 745	7 413 274
8414809000	Hoods having maximum horizontal side > 120 cm for air pumps	17 740	118 572	32 562	466 648
8414901300	Parts of pumps or compressors for goods of subheading 8414.10	-	663	-	123 214
8414901400	Parts of pumps or compressors for goods of subheading 8414.20	-	19	-	495
8414901500	Parts of pumps or compressors for goods of subheading 8414.30	7 922	121 573	86 974	1 171 339
8414901600	Parts of pumps or compressors for goods of subheading 8414.40	-	35 030	-	46 250
8414901900	Oth parts of pumps or compressors for goods of subheading 8414.40	75 146	379 196	1 545 571	5 041 513
8414902100	Part of kind for fans suitable use in goods of heading 8415, 8418, 8509/8516	58	16 800	483	63 030
8414902900	Oth part of kind for fan suitable use in goods of heading 8415, 8418, 8509/8516	8 085	100 323	288 081	2 065 284
8414903100	Hoods for goods of subheading 8414.60	10 081	68 277	57 428	414 170
8414903200	Hoods for goods of subheading 8414.80	191	6 974	3 104	72 792
8415101000	AC mach, windows/wall types self-contain or "split system" & out put < 26,38 kw	-	21 177	-	127 440
8415109000	AC mach, windows/wall types self-contain or "split system" & out put > 26,38 kw	11 163	146 709	85 569	702 618
8415201000	AC machine of a kind used for persons, in motor vehicles an out put < 26,38 kw	8 350	153 652	250 654	3 787 913
8415209000	AC machine of a kind used for persons, in motor vehicles an out put > 26,38 kw	22 356	311 483	439 599	3 989 625
8415811900	Inc.refri, revers heat pump, use in aircraft oput>21.10kw, air flow<67.96m3/m	-	70	-	330
8415812900	Inc.refri, revers heat pump, use in railway rolling stock an output>26,38 kw	-	970	-	6 803
8415813900	Inc.refri. revers heat pump u in vhl oth those of subhd 8415,20 output>26,38 kw	-	486	-	11 441
8415819100	Refri. revrs heat pump, oth. use arcrf, rail road, output>21.10kw, airfl>67.96m3/m	154	867	373	12 299
8415819400	Refri. revrs heat pump, oth. use arcrf, rail road, output<21.10kw but<26,38 kw	2 145	2 145	69 301	69 301
8415829100	Oth, incorporat.refri unit oth. used in arcrft, railway, rd vhl an uotput<26,38 kw	-	4 279	-	53 768

Tabel 3 : Ekspor Indonesia menurut Komoditi (Kode HS 10 digit)
Export of Indonesia by Commodity (10 digit of HS Code)

September 2016
September

Kode H S HS Code	Uraian golongan barang Group description	Berat bersih / Net weight (Kg)		Nilai / Value F.O.B. (U S \$)	
		Bulan ini Current month	Kumulatif Cum. Jan. to date	Bulan ini Current month	Kumulatif Cum. Jan. to date
(1)	(2)	(3)	(4)	(5)	(6)
8415829900	<i>Oth,incorporat.refri unit oth.used in arcrcft,railwy,rd vhl an uotput>26,38 kw</i>	1 368	1 428	27 041	29 898
8415831900	<i>Not incorp a refri unit of used in aircraft,output<21.10kw,airflw<67.96m3/m</i>	-	450	-	1 630
8415832900	<i>Not incorporating a refrigrating unit of used in aircraft with output>26,38 kw</i>	4 273	18 227	20 548	133 812
8415833900	<i>Not inc.a refri unit of kind used in rd vhl oth.those subhd8415.20 oput>26,38 kw</i>	-	882	-	7 920
8415839100	<i>Not inc.a refri unit of kind Non used aircrf,railway,vhl an out put < 26,38 kw</i>	522	522	16 515	16 515
8415839900	<i>Not inc.a refri unit of kind Non used aircrf,railway,vhl an out put > 26,38 kw</i>	-	95	-	3 697
8415901400	<i>Parts AC mach with an output <21,10 kw of evapor/condensers for motor vehicles</i>	18 873	197 788	318 002	3 360 855
8415901990	<i>Parts AC mach with an output <21,10 kw oth than of chasis / cabins,weld & paint</i>	4 956	36 648	131 511	875 172
8415902500	<i>Parts of mach with>21,10kw otput<26,38kw with evap<67,96 m/m in mtr vhl</i>	-	17	-	457
8415902900	<i>Parts of mach with>21,10kw otput<26,38kw of kind used in motor vehicles</i>	-	83	-	1 264
8415903400	<i>Part mach with>26,38 kw output<52,75 kw with evap>67,96 m/m used aircrf/railway</i>	1 874	15 806	19 891	160 013
8415904500	<i>Parts of mach with an output > 52,75 kw with evapor > 67,96 m/m in mtr vehicles</i>	24 942	206 717	438 256	3 361 163
8415904900	<i>Parts of mach with an output < 52,75 kw with evapor > 67,96 m/m in mtr vehicles</i>	19 730	310 025	385 705	3 206 891
8416100000	<i>Furnace burners for liquid fuel</i>	-	14 000	-	2 113
8416200000	<i>Other furnace burners, including combination burners</i>	-	68 876	-	546 799
8416300000	<i>Mechanical stokers,including their mech grate,mech ash discharg & similar app</i>	-	15	-	42
8416900000	<i>Parts of furnaces burners for liquid or solid or gas fuel, mechanical stokers</i>	1 613	9 399	247	585 660
8417100000	<i>Furnace&oven for the roast,melt/oth heat treat,of ores,pyrite metal non-elect</i>	6 279	121 641	15 540	1 118 000
8417200000	<i>Bakery ovens,including biskuit ovens</i>	902	28 309	1 184	135 963
8417800000	<i>Incinerators, non-electric</i>	1 198	18 908	12 666	199 908
8417900000	<i>Part of industrial/laboratory furnaces & oven,including incinerators,non electric</i>	2 114	98 378	6 617	86 557
8418101010	<i>Refri-frez,fitt with separate external door;household type with< 230 l capacity</i>	1 533 350	15 315 789	6 072 378	60 948 724
8418101090	<i>Refri-frez,fitt with separate external door;household type with> 230 l capacity</i>	3 092 614	25 859 245	12 018 076	98 128 461
8418109000	<i>Refri-frez,fitt with separate external door, industri type</i>	21 676	185 844	107 674	893 265
8418210010	<i>Refrigerator,household type with compression type of capacity < 230 l</i>	258 902	4 042 374	953 560	15 692 409
8418210090	<i>Refrigerator,household type with compression type of capacity > 230 l</i>	1 233	6 654	600	9 381
8418290090	<i>Refrigerator,household type oth than compres type of capacity > 230 l</i>	34 457	537 420	107 139	1 599 872
8418301000	<i>Freezer of the chest type, not exceed 200 i capacity</i>	-	3 291	-	23 019
8418309000	<i>Freezer of the chest type, not exceed 800 i capacity</i>	929	18 511	2 541	80 824
8418401000	<i>Freezer of the upright type, not exceed 200 i capacity</i>	94 012	652 462	467 658	3 259 020
8418409000	<i>Freezer of the upright type, not exceed 900 i capacity</i>	6 441	15 694	59 785	195 369
8418501100	<i>Refri chambers, capacity>200 l of kind suitable for medical,surgical/laboratory</i>	-	9 507	-	141 133
8418501900	<i>Oth Refri chambers, capcty>200 l of kind suitable for medical,surgical/laboratory</i>	15 259	148 650	73 144	757 633
8418509900	<i>Refrigerating equipment,capacity <=200 l not for medical, surgical or laboratory</i>	246 582	4 685 614	1 441 981	24 226 543
8418691000	<i>Beverage coolers equipment;heat pumps</i>	-	110 854	-	332 709
8418693000	<i>Drinking water coolers equipment;heat pumps</i>	-	5 325	-	1 237

Tabel 3 : Ekspor Indonesia menurut Komoditi (Kode HS 10 digit)
Export of Indonesia by Commodity (10 digit of HS Code)

September 2016
September

Kode H S HS Code	Uraian golongan barang Group description	Berat bersih / Net weight (Kg)		Nilai / Value F.O.B. (U S \$)	
		Bulan ini Current month	Kumulatif Cum. Jan. to date	Bulan ini Current month	Kumulatif Cum. Jan. to date
(1)	(2)	(3)	(4)	(5)	(6)
8418694100	Water chillers cap>21.10 kw for AC with a refrigerating equip;heat pumps	19 355	192 898	945 577	8 750 675
8418694900	Water chillers cap>21.10 kw not for AC machine with a refrigerating	228 150	229 221	1 950 000	1 957 398
8418695000	Scale ice-maker units equipment;heat pum ps	-	3 100	-	31 246
8418699000	Oth refrigrt/freez equip,oth than heat p ump oth than air condition mach hd84.15	37 585	304 443	595 965	4 974 640
8418910000	Part for good,sub 8418.(10,21,29,30,40) ,furniture to refri/freez	5	43 822	478	226 386
8418991000	Evaporators and condensers	233 908	1 979 987	2 309 530	20 768 771
8418994000	Aluminium rollbonds for sub 8418.10.10, 8418.21, 8418.22 and 8418.29	100	625	120	5 323
8418999010	Cabinets and doors, welded/painted	15	180 916	190	388 234
8418999090	Oth part refrig & freezers equipment ele ctric/oth	50 318	413 976	453 765	3 098 883
8419111000	Instant gas water heaters,for household type, non electric	148	1 204	240	811
8419119000	Instant gas water heaters,not for household type, non electric	-	6 693	-	27 138
8419191000	Instant water heaters oth than gas , for household type, non electric	41	3 030	100	14 333
8419199000	Instant water heaters oth than gas , not for household type, non electric	-	18 529	-	146 314
8419200000	Instant water heaters, non electric for Medical,surgical/laboratory sterilisers	250	8 518	3 644	169 988
8419311010	Evaporators,dryers for agriculture products, electrically operated	127	187	7 559	15 591
8419311090	Oth.than evaporators,dryers for agri products, electrically operated	-	113	-	961
8419321000	Dryers for wood, paper pulp, paper/paper board, electrically operated	-	225 428	-	568 428
8419391100	Dryers machine electrically operated, for manufacture PCB	-	34 754	-	121 085
8419391900	Other dryers machine electrically operated	6 881	592 376	107 480	3 687 611
8419401000	Distilling/rectifying plant electrically operated	14 159	406 446	282 637	2 595 157
8419402000	Distilling/rectifying plant not electric ally operated	-	8 635	-	45 722
8419501000	Heat exchange units for Cooling towers	206	370	585	15 002
8419509010	Condensers for air conditioners for motor vehicles	417	56 697	8 644	823 785
8419509020	Oth condensers for air conditioners	4 706	33 931	15 384	71 993
8419509030	Oth condensers electrically operated	73	15 561	1 924	114 809
8419509040	Oth condensers not electrically operated	30	6 688	1 544	88 608
8419601000	Machinery for liquefying air or oth gases electrically operated	1 053 936	23 030 315	9 392 991	260 871 111
8419602000	Machinery for liquefying air or oth gases not electrically operated	-	335	-	4 000
8419811000	Oth.mach,plant&equip for make hot drink /for cook/heat food, elect operated	336	7 233	1 488	162 681
8419812000	Oth.mach,plant&equip for make hot drink /for cook/heat food,not elect operated	6 144	61 681	57 744	485 406
8419891900	Oth mach for making hot drinks/for cooki ng/heating food,electricall operate	2 673 019	8 869 031	40 506 033	128 775 891
8419892000	Oth mach for making hot drinks/for cooki ng/heating food,not electri operate	234 830	234 875	9 379 302	9 391 227
8419901200	Part machin for the treatment by proces involve heat,for manufacture pcb/pwb	2 031	44 460	14 525	257 290
8419901300	Parts of electrically operated , casing for cooling towers	-	4 509	-	26 247
8419901900	Parts, oth machicne electrically operated	2 348	111 640	19 758	650 597
8419902100	Part machine,non-electric op,for treat by proces involve heat ,household type	-	5	-	10
8419902900	Part machine,non-electric op,for treat by proces involve heat ,not household ty	2 658	36 989	478	132 202
8420109000	Oth calendering/oth rolling machine	-	5 505	-	109 576
8420911000	Cylinders, parts of apparatus for the appl of dry film,liquid photo resis,etc	-	7 359	-	180 424

Tabel 3 : Ekspor Indonesia menurut Komoditi (Kode HS 10 digit)
Export of Indonesia by Commodity (10 digit of HS Code)

September 2016
September

Kode H S HS Code	Uraian golongan barang Group description	Berat bersih / Net weight (Kg)		Nilai / Value F.O.B. (U S \$)	
		Bulan ini Current month	Kumulatif Cum. Jan. to date	Bulan ini Current month	Kumulatif Cum. Jan. to date
(1)	(2)	(3)	(4)	(5)	(6)
8420919000	<i>Cylinders, parts for oth calendering/oth rolling machine</i>	5 419	5 419	26 545	26 545
8420991000	<i>Oth parts of apparatus for the applic of dry film,liquid photo resist,etc</i>	280	100 613	16 548	87 581
8420999000	<i>Oth parts for calendering/oth rolling ma chines</i>	-	746	-	15 787
8421120010	<i>Centrifuges,including centrifugal dryers for cloth dryers cap<30 l</i>	-	170	-	679
8421120020	<i>Centrifuges,including centrifugal dryers for cloth dryers cap>30 l</i>	-	90	-	200
8421199000	<i>Oth centrifuges,including centrifugal dr yers</i>	167	8 784	5 091	107 058
8421211100	<i>Filtering/purifying water machine & app for domestic use of a cap <= 500 l/h</i>	1 142	9 934	2 870	31 055
8421211900	<i>Oth filtering/purifying water machin & app of a capacity <= 500 l/h</i>	25 462	266 683	186 417	2 191 451
8421212200	<i>Filtering/purifying water machine & app ,electrically operated of a cap> 500 l/h</i>	240	1 903	2 824	28 399
8421212300	<i>Filtering/purifying water machine & app ,non electric operated of a cap> 500 l/h</i>	1 791	10 232	574	21 030
8421229000	<i>For filter/purify beverages oth than wat er of a capacity <= 500 l/hr</i>	6	448	112	1 598
8421231100	<i>Oil filters for internal combustion engines machinery pos 8429 or 8430</i>	10	8 827	30	23 981
8421231900	<i>Petrol filters for internal combustion engines machinery pos 8429 or 8430</i>	1 415	53 146	58 897	661 000
8421232100	<i>Oil filters for motor vehicles of chapter 87</i>	1 851 020	14 211 992	8 447 526	59 896 772
8421232900	<i>Petrol filters for motor vehicles of chapter 87</i>	61 871	496 800	355 642	3 408 232
8421239100	<i>Oil filters for internal combustion engines machinery pos 8429 or 8430</i>	27	782	5 020	36 647
8421239900	<i>Petrol filters for internal combustion engines machinery pos 8429 or 8430</i>	2 385	5 322	14 819	62 153
8421293000	<i>Filter/purify mach&apparatus for liquid of a kind used in oil drill operations</i>	256	37 510	5 000	311 115
8421294000	<i>Filter/purify mach&apparatus for petrol filters</i>	90	67 695	1 175	230 928
8421295000	<i>Filter/purify mach&apparatus for oil fil ters</i>	2 962	13 844	620	12 837
8421299000	<i>Oth filtering machinery & apparatus for liquids not electrically operated</i>	3 474	159 819	20 772	1 198 888
8421311000	<i>Intake air filters for inter combustion engines for machine chapter 8429 or 8430</i>	2	341	10	1 492
8421312000	<i>Intake air filters for inter combustion engines for motor vehicles of chap 87</i>	516 420	3 809 493	3 896 201	25 854 184
8421319000	<i>Oth intake air filters for internal combustion engines</i>	3 109	40 373	64 040	549 747
8421392000	<i>Air purifiers</i>	1 317	4 903	33 926	57 312
8421399000	<i>Filtering machines&apparatus for gases</i>	3 649	619 497	99 617	4 330 513
8421911000	<i>Parts of goods of subheading 8421.12, of centrifuges,includ</i>	5	6	674	1 566
8421912000	<i>Parts of goods of subheading 8421.19.10 of centrifuges,includ centrifugal dryers</i>	-	17	-	5 846
8421919000	<i>Parts of subhd 8421.11.00/8421.19.90 of centrifuges,includ centrifugal dryers</i>	1 603	2 241	27 143	105 939
8421992000	<i>Parts filter cartridges of filter,subhd 8421.23</i>	17 110	75 414	88 078	460 739
8421993000	<i>Parts of goods of subheading 8421.31</i>	2 524	57 872	48 933	615 392
8421999100	<i>Oth parts of goods of subheading 8421.29.20</i>	-	21 385	-	108 149
8421999400	<i>Oth parts of goods of subheading 8421.21.11/8421.21.21</i>	1 431	2 294	2 879	16 089
8421999900	<i>Oth parts of goods of subheading 8421.21.11/8421.21.21</i>	35 832	221 435	980 096	5 377 682
8422110000	<i>Dish washing machin of the house hold type</i>	800	4 740	2 637	29 775
8422190000	<i>Dish washing machines not of the household type</i>	1 350	3 516	17 934	97 252
8422200000	<i>Machinery for cleaning/drying bottles or oth containers</i>	1 046	3 814	5 765	95 585
8422300000	<i>Machinery for aerating beverages,filling ,closing,seal,label bottles, cans, boxes</i>	-	46 981	-	1 306 656
8422400000	<i>Other packing, wrapping machinery (inc heat-shrink wrapping machinery)</i>	52 626	340 854	1 742 441	5 776 230
8422901000	<i>Parts of goods of subheading 8422.11</i>	56	5 930	660	40 521

Tabel 3 : Ekspor Indonesia menurut Komoditi (Kode HS 10 digit)
Export of Indonesia by Commodity (10 digit of HS Code)

September 2016
September

Kode H S HS Code	Uraian golongan barang Group description	Berat bersih / Net weight (Kg)		Nilai / Value F.O.B. (U S \$)	
		Bulan ini Current month	Kumulatif Cum. Jan. to date	Bulan ini Current month	Kumulatif Cum. Jan. to date
(1)	(2)	(3)	(4)	(5)	(6)
8422909000	Part goods of subhd 8422 of oth than sub heading 8422.11	10 340	113 330	121 498	1 406 655
8423101000	Personal weighing machin,including baby & household scales,electrically operated	100	1 246	654	4 902
8423102000	Personal weighing machin,including baby & household scales,not electric operate	720	1 919	757	2 565
8423201000	Scales for continuous weighing of goods on conveyors, electrically operated	-	585	-	2 696
8423202000	Scales for continuous weighing of goods on conveyors, not electrically operated	-	371	-	701
8423301000	Constan weight scales,predetermin weight scales & hopper scales,electric operat	715	7 397	40 991	68 651
8423302000	Constan weight scales,predetermin weight scales&hopper scales,not electr operat	20	1 625	228	2 596
8423811000	Oth weighing machinery,max capacity <=30 kg, electrically operated	23	62	1 437	3 788
8423812000	Oth weighing machinery,max capacity <=30 kg, not electrically operated	-	471	-	408
8423821100	Oth.weigh mach,having a maximum weight 30<capacity <= 1 000kg ,electric operate	174	174	500	500
8423821900	Oth.weigh mach,having a maximum weight 1000<capacity <= 5 000kg ,electric opera	21 945	24 631	45 658	49 788
8423822900	Oth.weigh mach,having a maximum weight 1000<capacity <= 5 000kg ,not electric o	204	497	74	1 142
8423891000	Oth weigh mach,oth.capacity > 5 000kg, electrically operated	18 419	156 746	1 144 543	7 850 640
8423892000	Oth weigh mach,oth.capacity > 5 000kg, not electrically operated	278	298	3 632	3 665
8423901000	Weighing machine weights	202	3 133	42 480	712 817
8423902100	Parts of Weighing machinery, electricall operated	5 616	30 644	255 118	1 366 183
8423902900	Parts of Weighing machinery, not electricall operated	220	19 737	23 400	799 155
8424101000	Fire extinguishers,whether/not charged suitable for aircraft use	2 680	4 645	9 032	23 009
8424109000	Fire extinguishers,whether/not charged for oth than aircraft use	-	10 343	-	60 543
8424201100	Spray guns & similar appliances for agri /horticultural,electric operated	-	418	-	540
8424201900	Spray guns&similar appliances not for agricult/horticultural,electric operated	-	4 350	-	99 760
8424202100	Spray guns & similar appliances for agricultural/horticultural,not electric	-	14	-	917
8424202900	Spray guns&similar appliances not for agricultural/horticultural,not electric	436	3 554	800	7 078
8424300000	Steam/sand blasting machines&similar jet projecting machines, electrical operate	750	14 800	1 200	69 785
8424811000	Oth spraying liquid machine for agricul /hortikultural, drip irrigation systems	-	1 440	-	870
8424813000	Hand-operated insecticidae sprayers for agriculture/horticulture	82 197	812 251	372 477	3 605 432
8424815000	Oth.mach appliances for agricultural or horti,oth drip irrigation systems,elect	11 200	11 200	84 000	84 000
8424892000	spray heads with dip tubes	246	3 013	1 212	10 671
8424894000	Dispersing/spraying machine of chemical or electrochemical, for manufacture PCB	-	10	-	407
8424895000	Oth appl for project,dispers,spray liqui ds/powders,not household type, elect op	5 359	9 635	102 800	278 476
8424899000	Oth appl for project,dispers,spray liqui ds/powders,not household type,not elect	76 067	76 381	36 438	51 662
8424901000	Parts of fire extinguisher	611	14 816	185 870	386 739
8424902300	Parts of spray gun,oth than of good of subhead 8424.20.11,electrically operated	16	7 519	80	16 063
8424902400	Parts of spray guns, of good of subhead 8424.20.11,not electrically operated	-	11	-	135

Tabel 3 : Ekspor Indonesia menurut Komoditi (Kode HS 10 digit)
Export of Indonesia by Commodity (10 digit of HS Code)

September 2016
September

Kode H S H S Code	Uraian golongan barang Group description	Berat bersih / Net weight (Kg)		Nilai / Value F.O.B. (U S \$)	
		Bulan ini Current month	Kumulatif Cum. Jan. to date	Bulan ini Current month	Kumulatif Cum. Jan. to date
(1)	(2)	(3)	(4)	(5)	(6)
8424902900	Parts of spray gun, oth than of good of subhead 8424.20.11, not electrically oper	164	7 613	4 776	12 071
8424903000	Parts of steam/sand blasting machine & similar jet projecting mach, electric ope	6 143	30 340	38 305	374 153
8424909300	Parts of oth appliance of subhead 8424.81.10/8424.81.20	-	16 783	-	18 646
8424909900	Oth mechanical appliances (whether/not hand operated)	12 135	164 879	126 012	1 404 064
8425110000	Pulley tackle & hoists oth than skip for raising vehicles, by electric motor	765	55 616	26 216	70 159
8425190000	Pulley tackle & hoists oth than skip for raising vehciles, not electric motor	3 400	119 541	200	181 518
8425310000	Oth winches; capstans, powered by electric motor	204	145 881	1 047	2 712 244
8425390000	Oth winches; capstans, oth than powered by oth electric motor	236 189	1 389 811	211 569	1 098 634
8425410000	Jacks hoists of built in jacking system of a type used in garages	-	21 791	-	83 517
8425421000	Jacks used in tipping mechanism for lorries	-	10 333	-	49 592
8425429000	Oth jacks and hoists, hydraulic	7 016	263 226	43 780	1 130 472
8425491000	Oth jacks; hoists of a kind used for raising vehicles, electrically operated	5 984	93 584	19 973	213 230
8425492000	Oth jacks; hoists of a kind used for raising vehicles, not electric operated	2 314	437 903	12 041	2 160 488
8426110000	Overhead traveling cranes on fixed support	-	206	-	6 345
8426120000	Mobile lifting frames on tyres and straddle carries	1 980	143 050	20 716	207 380
8426193000	Gantry cranes	-	291 045	-	1 160 656
8426199000	Other transporter cranes	79 421	2 750 240	620 313	9 579 274
8426200000	Tower cranes	-	514 650	-	1 550 081
8426300000	Portal/pedestal jib cranes	-	486 226	-	2 395 742
8426410000	Other Mobile lifting frames, self propelled, on tyres	214 500	415 585	409 537	770 183
8426490000	Other Mobile lifting frames, self propelled, oth than on tyres	-	418 463	-	1 629 501
8426910000	Other derricks machine designed for mounting on road vehicles	189	7 962	18 117	184 896
8426990000	Other derricks machine designed for mounting oth than on road vehicles	58 100	139 829	828 188	1 197 679
8427100000	Self-propelled trucks powered by an electric motor	-	78 824	-	227 882
8427200000	Oth self-propelled trucks	66 712	207 230	73 560	588 268
8427900000	Oth trucks	65 567	2 045 063	169 246	3 239 900
8428102900	Oth lifts oth than of a kind used in buildings	-	447 514	-	3 990 855
8428202000	Automated machines for the transport, handling & storage of PCB/PWBs/PCAs	-	785	-	1 240
8428209000	Oth pneumatic elevators & conveyors	1 115	49 777	19 163	504 663
8428329000	Oth continuous act elevators & conveyors of bucket type, not used for agri type	-	21 836	-	40 935
8428332000	conveyor belt, Automated machiine for the transport, hand & storage of PCB/PWB	-	14 200	-	5 600
8428339000	Other conveyor belt	-	133 405	-	271 416
8428391000	Other elevator of kind use for agriculture	-	33 000	-	90 235
8428399000	Oth continuous-action elevators & conveyor, for goods/materials	422	48 003	65 680	355 430
8428600000	Teleferics, chair-lifts, ski-draglines; traction mechanisms for funiculars	-	560	-	5 000
8428902000	Automated machine for the transport, handling & storage of PCB/PWBs/PCAs	-	782	-	60 000
8428909000	Other machine for lifting, handling, loa ding/unloading	406	40 949	4 289	237 553
8429110000	Track laying, bulldozers and angledozers	362 127	1 950 307	2 443 820	7 562 883
8429190000	Bulldozer & angledozers other than track laying	406 525	8 040 181	433 674	9 861 616
8429200000	Graders and levellers	-	894 013	-	1 970 474
8429300000	Scrapers	-	2 563	-	5 717
8429403000	Tamping machines	-	48 812	-	100 100
8429404000	Vibratory smooth drum rollers, with centrifuge force drum < 20 ton by weight	-	14 500	-	154 053

Tabel 3 : Ekspor Indonesia menurut Komoditi (Kode HS 10 digit)
Export of Indonesia by Commodity (10 digit of HS Code)

September 2016
September

Kode H S HS Code	Uraian golongan barang Group description	Berat bersih / Net weight (Kg)		Nilai / Value F.O.B. (U S \$)	
		Bulan ini Current month	Kumulatif Cum. Jan. to date	Bulan ini Current month	Kumulatif Cum. Jan. to date
(1)	(2)	(3)	(4)	(5)	(6)
8429405000	Other vibratory road rollers	372 765	3 442 922	1 722 104	15 582 904
8429409000	Other Tamping machine and road rollers	25 532	938 254	142 260	10 011 226
8429510000	Front-end shovel loaders	43 365	135 185	62 824	330 402
8429520000	Mach with a 360,revolving super struct, mech shovels,excavators and shove loader	2 375 515	25 333 055	9 154 182	95 344 189
8429590000	Mech shovels,excavators & shove loader oth front-end shovel, cannot revolving 36	51 260	3 797 261	231 257	3 893 123
8430100000	Pile-drivers and pile-extractors	68	215	14	1 268
8430200000	Snow-ploughs and snow-blowers	-	150	-	500
8430390000	Coal/rock cutters and tunneling machine ,oth than self-propelled	-	7 749	-	43 154
8430410000	Oth boring/sinking machinery self propelled	32 034	189 785	776 023	2 890 491
8430491000	Boring mach,Wellhead platforms & integra produc modules for use in drilling prod	1 356 051	1 396 636	7 359 862	8 770 879
8430499000	Other boring or sinking machinery, not self propeled	3 893	83 452	43 892	1 153 172
8430500000	Oth moving,grading,levelling,scrapping machinery, self-propelled	60	86 396	5 000	2 842 721
8430610000	Tamping/compacting machinery, not self propelled	2 016	3 445	8 570	9 066
8430690000	Oth machinery of hedaing 84.30 not self -propelled	-	54 868	-	131 743
8431101300	Parts suitable for of goods of subhead 8425.19,8425.39or8425.49,electri operat	8 575	493 764	66 136	6 592 953
8431101900	Oth parts suitable for of goods of heading 84.25,electrically operated	336 715	1 056 085	385 933	1 249 389
8431102200	Part suitable for goods of sub 8425.11, 8425.20,8425.31,8425.41,8425.42,not elec	30 000	30 061	7 500	7 544
8431102900	Oth parts suitable for of goods of heading 84.25,not electrically operated	2 443	91 352	22 563	866 999
8431200000	Parts suitable for goods of head 84.27	680	47 320	7 876	216 081
8431311000	Parts of goods of shd 8428.10.(21,29), 8428.10.90,of lift skip hoist/escalators	-	881	-	4 062
8431312000	Parts of goods of shd 8428.10.10), 8428. 40.00,of lift skip hoist/escalators	42 467	252 834	242 775	1 317 660
8431391000	Part suitable for goods sub 8428.20.10, 8428.32.10, 8428.33.10/8428.39.10	3 300	6 877	1 100	141 239
8431392000	Parts suitable for goods of subheading 8 428.90	1	1 852	50	4 693
8431394000	Part of auto mach. for transport/storage of PCB/PWBs/PCAs	6 633	16 633	3 000	17 235
8431399000	Part of other lifting,handling/loading machine	182 313	727 165	259 673	2 178 003
8431411000	Buckets, shovels, grabs and grips,of machine of subheading 84.26	-	403 166	-	163 480
8431419000	Buckets, shovels, grabs and grips,of machine other than of subheading 84.26	148 033	1 754 652	1 048 996	4 044 803
8431420000	Bulldozer or angledozer blades	732 754	6 018 712	1 000 020	7 594 807
8431430000	Parts of boring/sinking machinery of su bhead 8430.41/8430.49	226 439	3 982 110	3 714 673	28 168 390
8431491000	Parts of machinery of heading 84.26 oth than Buckets, shovels, grabs and grips	350 651	3 461 352	441 820	5 162 128
8431492000	Cutting edges or end bits for scrapers, graders/levellers	640 091	8 074 815	2 546 185	30 734 829
8431494000	Cutting edges or end bits for bulldozer or angledozer blades	-	6 441	-	12 723
8431495000	Parts of road rollers	216 126	765 946	838 832	2 544 513
8431496000	Oth parts of machinery of heading 84.30. 20.00	-	26 100	-	136 193
8431499000	Oth parts suitable use of machinery of heading 84.30	1 928 553	18 555 686	8 931 260	67 737 033
8432100000	Ploughs	-	1 232	-	2 160
8432210000	Disc harrows	-	300	-	760
8432290000	Scarifiers, cultivators, weeders, hoes and oths harrows	65	1 333	932	4 450
8432300000	Seeders, planters and transplanters	-	2 355	-	1 728
8432801000	Other machinery for soil preparation or cultivation;of agricult/horticultur type	-	245	-	1 862
8432809000	Other machinery for soil preparation or cultivation	-	280	-	2 596
8432901000	Parts of machinery of subheading 8432.80.90	7 470	74 263	186 069	1 816 865

Tabel 3 : Ekspor Indonesia menurut Komoditi (Kode HS 10 digit)
Export of Indonesia by Commodity (10 digit of HS Code)

September 2016
September

Kode H S HS Code	Uraian golongan barang Group description	Berat bersih / Net weight (Kg)		Nilai / Value F.O.B. (U S \$)	
		Bulan ini Current month	Kumulatif Cum. Jan. to date	Bulan ini Current month	Kumulatif Cum. Jan. to date
(1)	(2)	(3)	(4)	(5)	(6)
8432909000	Parts oth machinery for soil preparation /cultivation	1 125	7 660	5 693	25 802
8433110000	Mowers for lawns,parks/ground,powered with the cutting device rotate horizonta	-	763	-	1 770
8433199000	Oth mowers for lawns, parks/sport ground ,oth than manually operated	332	3 162	895	5 588
8433200000	Oth mowers,including cutter bars for tractor mounting	38	3 571	19 816	45 961
8433400000	Straw or fodder baler,including pick-up balers	18 594	96 321	144 768	717 598
8433510000	Combined harvester-threshers macinery	-	56 279	-	395 384
8433520000	Other threshing machinery	-	2 163	-	19 620
8433530000	Root or tuber harvesting machines	-	200	-	6 636
8433599000	Other harvesting, thresing machinery	-	3 228	-	15 822
8433909000	Other parts harvesting or threshing machine	-	11 750	-	54 506
8435101000	Presses,crushers & manufacture of wine, cider,fruit juices,electric operated	25 110	104 199	65 000	393 053
8435102000	Presses,crushers & manufacture of wine, cider,fruit juices,not electri operated	-	49	-	708
8435901000	Parts of presses,crushers & manufacture of wine,cider,fruit juices,electr opera	-	1 857	-	41 230
8436211000	Poultry incubators & brooders, electric operated	121	2 632	458	10 533
8436291000	Oth poultry-keeping machinery, electric operated	-	88	-	1 895
8436292000	Oth poultry-keeping machinery, not electrically operated	-	160	-	190
8436801100	Other agric or horticultural machine,ele ctric operated, inc Germination plant	10 236	101 868	44 760	1 084 431
8436801900	Other machine, electric operated for pou ltry include bee keeping	-	526	-	8 000
8436802100	Other agric or horticultural machine, not electric operated, inc Germination p	-	11 412	-	99 195
8436802900	Other machine, not electric operated for poultry include bee keeping	-	102 950	-	1 094 356
8436911000	Parts of poultry-keeping machinery/ poul try,incubator & brooders,electric operat	514	7 530	553	5 454
8436912000	Parts of poultry-keeping machinery/ poul try,incubator&brooders,not electric oper	-	379	-	630
8436991100	Parts of other machin for agri & horti t type,electric operated	740	6 453	12 800	39 982
8436991900	Parts of other poultry/bee-keeping machi n, electric operated	-	2 060	-	20 000
8436992900	Parts of other poultry/bee-keeping machine, not electric operated	-	3 074	-	295 671
8437101000	Machinery for grains;winnowing & clean machine, electrically operated	-	6 373	-	140 887
8437103000	Machine for clean,sorting/grading seed , grain dried leguminous vegetables,electr	750	20 850	750	2 250
8437104000	Mach for clean,sorting/grad seed,graint dried leguminous vegetable,not electric	-	615	-	789
8437801000	Rice hullers & cone type rice mills, electrically operated	54	7 555	100	3 423
8437802000	Macinery for rice hullers & cone type rice mills,not electrically operated	1 133	4 074	1 889	7 530
8437803000	Cofee & corn mills machine for industry type, electrical operated	-	5 542	-	14 096
8437804000	Cofee & corn mills machine for industry type, not electrical operated	945	3 135	1 559	3 293
8437805100	Polishing machine for rice, sieving,bran cleaning&husking machine, electric oper	-	8 504	-	51 435
8437805900	Other machine used in the milling indust or working of cerals, electric operate	3 360	43 179	38 158	287 522
8437806100	Polishing machine for rice, sieving,bran cleaning&husking machine, not electric	630	8 039	2 823	10 497
8437806900	Other machine used in the milling indust or working of cerals, not electric oper	-	770	-	600

Tabel 3 : Ekspor Indonesia menurut Komoditi (Kode HS 10 digit)
Export of Indonesia by Commodity (10 digit of HS Code)

September 2016
September

Kode H S HS Code	Uraian golongan barang Group description	Berat bersih / Net weight (Kg)		Nilai / Value F.O.B. (U S \$)	
		Bulan ini Current month	Kumulatif Cum. Jan. to date	Bulan ini Current month	Kumulatif Cum. Jan. to date
(1)	(2)	(3)	(4)	(5)	(6)
8437901100	Parts of machin of subheading 8437.10 , electrically operated	-	270	-	8 373
8437901900	Parts of machines oth than of subhead 8437.10,electrically operated	1	14 309	280	26 228
8437902900	Oth parts of machines of subheading 8437.10, not electrically operated	22 107	30 113	59 370	117 523
8438101000	Bakery machine,macaroni,spaghetti/simila products, electrically operated	45 606	277 304	356 053	2 997 570
8438102000	Bakery machine,macaroni,spaghetti/simila products, not electrically operated	342	655	2 600	3 367
8438201000	Machine for the manufac of confectionary cocoa/chocolate, electrically operated	8 300	29 100	52 664	196 136
8438501000	Mach for the preparation of meat/poultry ,electrically operated	1 017	9 393	28 413	87 037
8438502000	Mach for the preparation of meat/poultry ,not electrically operated	-	5	-	8
8438601000	Machiner for the preparation of fruits, nuts/vegetable, electrically operated	200	865	2 695	8 445
8438602000	Machiner for the preparation of fruits, nuts/vegetable, not electric operated	225	700	1 500	3 306
8438801100	Coffee pulpers, electrically operated	-	21	-	710
8438809100	Other machine for the industrial prepara tion/manufacture, electric operated	56 075	216 260	1 141 134	3 557 562
8438809200	Other machine for the industrial prepara tion/manufacture, not electric operated	20	476	2 500	3 336
8438901100	Parts of electrically operated machine of subheading 8438.30.10	-	2 800	-	3 500
8438901900	Parts of oths goods of heading 84.38 ele ctrically operated	11 919	277 768	277 321	4 611 517
8438902900	Parts of oth goods of heading 84.38.20 o f coffee pulpers,not electric operated	318	17 680	13 238	395 278
8439100000	Machinery for making pulp of fibrous cellulosic material	3 500	3 500	16 000	16 000
8439910000	Part of machine for mak pulp of fibrous cellulosic material,electrically operate	-	290	-	1 001
8439990000	Parts for making/ finishing paper/ paper board, electrically operated	20 195	159 610	168 283	1 404 722
8440101000	Book-binding mach, includ book-sewing, electrically operated	-	815	-	45 053
8440901000	Parts of book binding & sewing machines electrically operated machines	938	958	771	811
8441101000	Cutting paper machines, electrycally operated	1 750	115 916	3 700	258 868
8441102000	Cutting paper machine, not electrycally operated	-	832	-	4 223
8441201000	Machine for making bags,sacks/envelopes electrically operated	-	45 465	-	292 800
8441401000	Machines for moulding articles in paper pulp,paper/paperboard,electric operat	774	9 534	30 573	221 276
8441801000	Oth machinery for making up paper pulp, paper/paperboard,electrically operat	21 650	30 210	2 500	54 125
8441901000	Part of machin for mak up paper pulp, paper/paperboar,cutting mach,elec operat	-	17 340	-	239 441
8441902000	Parts of machin for mak up paper pulp, paper/paperboa,cutting mach,not elec op	-	103	-	1 821
8442301000	Electric machine,app&equip for preparing /making plates,cylinders&oth printing co	63	1 460	1 154	85 721
8442302000	Non electric machine,app&equip for prepare /making plates,cylinders&oth printing co	540	811	2 408	5 716
8442401000	Parts,of electric machine,app&equip for prepare/making plates,cylinders&oth prin	88	2 055	1 121	30 620
8442500000	Plate,cyls&oth.print comp.plates,cyl & lithograph stones,prepared print purpose	145 162	268 700	2 247 753	3 857 079
8443110000	Ofset printing machinery, reel-fed	312	35 332	1 044	63 987
8443120000	Ofset printing machinery, sheet - fed, office type (use sheet<22x36cm)	-	29 650	-	20 000

Tabel 3 : Ekspor Indonesia menurut Komoditi (Kode HS 10 digit)
Export of Indonesia by Commodity (10 digit of HS Code)

September 2016
September

Kode H S HS Code	Uraian golongan barang Group description	Berat bersih / Net weight (Kg)		Nilai / Value F.O.B. (U S \$)	
		Bulan ini Current month	Kumulatif Cum. Jan. to date	Bulan ini Current month	Kumulatif Cum. Jan. to date
(1)	(2)	(3)	(4)	(5)	(6)
8443130000	<i>Other offset printing machinery</i>	165 136	400 721	651 247	2 701 277
8443140000	<i>Letterpress printing machine, reel-fed, excluding flexographic printing</i>	-	12 883	-	74 087
8443160000	<i>Flexographic printing machinery</i>	-	16 870	-	418 609
8443170000	<i>Gravure printing machinery</i>	-	2	-	55
8443190000	<i>Other printing machine use for print by means of plates, cylinder&oth print</i>	160	100 831	5 182	273 428
8443311010	<i>Printer-copier,ink-jet,color,capable of connecting to a data machine/network</i>	6 308 732	42 344 551	107 809 428	733 319 430
8443311090	<i>Printer-copier,ink-jet proces,no color, capable of connect to data mach/network</i>	118	6 572	3 158	81 547
8443312010	<i>Printer-copier,laser proces,color, capable connect to data mach/network</i>	179	5 308	15 815	204 296
8443312090	<i>Printer-copier,laser proces,no color, capable connect to data mach/network</i>	154	9 152	37 820	86 970
8443313010	<i>Combination printer-copier-facs machine, color,connect to data mach/network</i>	-	1 033	-	6 397
8443313090	<i>Combination printer-copier-facs machine, no color,connect to data mach/network</i>	3 715	7 802	2 025	48 648
8443319010	<i>Other mach which perform >= 2 function of printing,copying/facsimile; color</i>	4 327	31 335	63 066	542 498
8443319090	<i>Other mach which perform >= 2 function of printing,copying/facsimile,no color</i>	-	281 415	-	9 131 059
8443321010	<i>Dot matrix printer,color,capable connect to data machine/network</i>	285	858	11 000	40 188
8443321090	<i>Dot matrix printer,no color,capable of connect to data machine/network</i>	434 219	3 691 937	6 353 451	55 015 523
8443322010	<i>Ink-jet printer,color,capable of connect to a data machine/network</i>	124	202	6 275	7 579
8443322090	<i>Ink-jet printer,no color,capable connect to a data machine/network</i>	276 819	355 683	5 053 916	9 261 852
8443323010	<i>Laser printer,color,capable of connect to a data machine/network</i>	2 778	11 560	23 163	180 336
8443323090	<i>Ink-jet printer,no color,capable connect to a data machine/network</i>	112	17 135	688	575 226
8443324000	<i>Facsimile machine capable of connect to a data machine/network</i>	-	2 151	-	44 650
8443329090	<i>Other printing machine,no color,capable connect to data machine/network</i>	243 919	1 529 455	8 081 988	50 626 121
8443391900	<i>Electros Photocopy,no color, by reproduc original image direct onto the copy</i>	1 014	1 014	6 996	6 996
8443392090	<i>Electros photocopy ,no color,by reproduc original image indirect onto the copy</i>	-	14 000	-	16 200
8443393010	<i>Other photocopy apparatus incorporating an optical system,color</i>	-	60	-	100
8443393090	<i>Other photocopy apparatus incorporating an optical system,no color</i>	646	8 766	12 350	67 693
8443394090	<i>Ink-jet printer,not color,not capable of connect to network</i>	-	1 011	-	16 162
8443399090	<i>Laser printer ,not color,not capable of connect to network</i>	307	1 705	1 172	15 717
8443910000	<i>Part & accessori of print machinery used for print by component of head 84.42</i>	185 229	1 315 119	11 513 218	90 571 992
8443991000	<i>Part & accessori of screen print machinery for manufact of print circuit board</i>	-	377	-	799
8443992000	<i>Ink-filled printer cartridges</i>	260 091	1 472 975	6 655 452	37 789 442
8443993000	<i>Paper feeders and sorters</i>	-	61	-	2 789
8443999000	<i>Other part & accessori of screen printing machinery</i>	39 043	295 637	794 488	11 408 797
8444001000	<i>Mach for extrude,texture/cut man-made textile material,electric operate</i>	-	20 794	-	42 008
8444002000	<i>Mach for extrude,texture/cut man-made textile material,not electric operate</i>	-	70	-	1 378
8445111000	<i>Carding machines,electrically operated , for preparing textil fibres</i>	-	120 131	-	75 447

Tabel 3 : Ekspor Indonesia menurut Komoditi (Kode HS 10 digit)
Export of Indonesia by Commodity (10 digit of HS Code)

September 2016
September

Kode H S HS Code	Uraian golongan barang Group description	Berat bersih / Net weight (Kg)		Nilai / Value F.O.B. (U S \$)	
		Bulan ini Current month	Kumulatif Cum. Jan. to date	Bulan ini Current month	Kumulatif Cum. Jan. to date
(1)	(2)	(3)	(4)	(5)	(6)
8445121000	Combing machines, electrically operated, for preparing textil fibres	-	5 160	-	121 787
8445131000	Drawing/roving machines, electrically operated, for preparing textil fibres	15 500	30 250	17 000	235 018
8445191000	Other machines for preparing textile fibres; electrically operated	26 430	253 119	88 835	521 992
8445202000	Textile spinning machines,not electrical operated	-	122 000	-	108 000
8445301000	Textile doubling/twisting machines; electrically operated	-	101 255	-	89 464
8445401000	Textile winding(including weft-winding) or reeling machin,electrically operated	28 500	180 398	30 000	870 714
8445402000	Textile winding (including weft-winding) or reeling machine,not electric operated	-	11 646	-	147 052
8445901000	Mach for prepring textile yarns to used weaving/knitting/stich bond,elect oprtd	380	9 567	71 735	450 073
8445902000	Mach for prepring textile yarns to used weaving/knitt/stich bond,not elect oprtd	-	7 730	-	124 924
8446101000	Machines for weaving fabrics of a width ? 30 cm, electric operated	20 263	23 574	77 708	101 027
8446210000	Power looms	30 000	30 000	52 450	52 450
8446290000	Machines for weaving fabrics of a width >30 cm,shuttle type	-	30	-	97 434
8446300000	Machines for weaving fabrics of a width >30 cm, shuttleless type	55 000	62 500	52 000	87 853
8447111000	Circular knitting mach,cylinder diamtr ? 165 mm, electrically operated	-	251 525	-	1 381 407
8447121000	Circular knitting mach,cylinder diamtr >165 mm, electrically operated	8	37 615	980	201 355
8447201000	Flat knitting & stitch bonding machine, electrically operated	-	245 878	-	1 134 231
8447202000	Flat knitting & stitch bonding machine, not electrically operated	-	113 298	-	875 250
8447901000	Machines for making gimped yarn,tulle, lace&mach for tufting,electric operated	-	70 314	-	211 555
8447902000	Machines for making gimped yarn,tulle, lace&mach for tufting,not elect operated	-	50	-	37
8448111000	Dobbies & jacquards, card reducing, copying,puching/ass mach, electric oprtd	-	1 499	-	8 710
8448112000	Dobbies & jacquards, card reducing, copying,puching/ass mach,not elect oprtd	-	945	-	8 140
8448191000	Auxiliary mach for use extruding/prepare textile/weave/knitt, elect oprtd	-	17 661	-	30 135
8448192000	Auxiliary mach for use extruding/prepare textile/weave/knitt, not elect oprtd	-	319	-	548
8448200000	Parts&accessories of machines for extrud /their auxiliary machinery	18 536	107 459	433 399	3 601 766
8448310000	Card clothing	-	2 457	-	50 857
8448320000	Parts & access of mach for preparing textile fibres,other than card clothing	-	80	-	209
8448330000	Spindles, spindle flyers,spinning rings, and ring travellers	1 699	2 899	9 761	75 181
8448390000	Oth parts & access of mach of preparing textile fibres/their auxiliary machinery	469	36 454	9 037	121 443
8448420000	Reeds for looms, healds & heald-frames	79	2 772	5 565	709 615
8448491000	Shuttles,elect operated mach,use with machines for extruding & knitting	18	18	534	534
8448499100	Oth parts&acces, elect operated,use with machines for extruding & knitting	5 455	41 623	342 175	2 372 486
8448510000	Sinkers, needles&other articles used in forming stitches	-	75	-	20 547
8448590000	Othe parts&accessories of mach for knitting/their auxiliary machinery	914	1 941	28 670	49 547
8449001000	Mach for the manufacture/finishing of felt/nonwovens,electrically operated	5 900	10 500	82 000	85 800

Tabel 3 : Ekspor Indonesia menurut Komoditi (Kode HS 10 digit)
Export of Indonesia by Commodity (10 digit of HS Code)

September 2016
September

Kode H S HS Code	Uraian golongan barang Group description	Berat bersih / Net weight (Kg)		Nilai / Value F.O.B. (U S \$)	
		Bulan ini Current month	Kumulatif Cum. Jan. to date	Bulan ini Current month	Kumulatif Cum. Jan. to date
(1)	(2)	(3)	(4)	(5)	(6)
8450111000	Household/laundry-type washing machines; fully-automatic machine; capacity < 6 kg	120	2 555	90	8 567
8450119000	Household/laundry-type wash machines; fully- automatic machine; capacity > 6 kg	7 460	131 437	21 154	396 471
8450120010	Household/laundry-type wash machines; built-in centrifugal drier, capacity ? 6	-	13 540	-	38 609
8450120020	Household/laundry-type wash machines; built- in centrifugal drier, capacity > 6	60 975	805 452	257 637	3 334 949
8450191010	Other household/laundry-type wash machin dry linen capacity ? 6 kg	-	185	-	1 427
8450191020	Other household/laundry-type wash machin dry linen capacity > 6 kg	54 079	422 329	164 638	2 168 091
8450199010	Other household/laundry-type wash machin dry linen capacity ? 6 kg	5	5	85	85
8450199020	Other household/laundry-type wash machin dry linen capacity > 6 kg	-	149 535	-	623 169
8450200000	Household/laundry-type washing machines; a dry linen capacity >10 kg	157	146 164	1 355	641 799
8450901000	Parts of mach of dry linen capacity > 10 kg	-	1 468	-	12 293
8450902000	Parts of mach of dry linen, full auto, with buil-in centrifugal drier, cap<10kg	3 135	28 218	15 647	491 980
8451100000	Dry-cleaning machines	1 500	4 630	8 569	27 736
8451290000	Drying machines, each of a dry linen capacity exceeding 10 kg	-	97 164	-	45 114
8451301000	Ironing machines and presses (including fusing presses)	-	60	-	200
8451309000	Ironing machines and presses (including fusing presses)	-	1 677	-	8 706
8451400000	Washing, bleaching/dyeing machines	32 529	289 528	1 432 351	14 711 837
8451500000	Mach. for reeling, unreeling, folding, cutting/pinking textile fabrics	1 000	1 169	1 500	5 320
8451800090	Other machinery exclude washing mach for laundry ; for domestic use	-	28	-	1 068
8451901100	Parts of drying machines with a dry linen capacity ? 10 kg	40	41	100	633
8451901900	Parts of drying machines with a dry linen capacity ? 10 kg	763	1 265	33 700	146 892
8451909000	Parts of drying machines with a dry linen capacity > 10 kg	-	53 619	-	388 699
8452100000	Sewing machines of the household type	459	23 121	1 172	81 421
8452210000	Sewing machines; automatic units	-	106 845	-	179 413
8452290000	Sewing machines; not automatic units	2 385	64 606	5 085	535 343
8452300000	Sewing machine needles	-	1	-	3
8452901100	Arm, bed, stand, flywheel, belt guard; pedals of sewing mach of household type	-	124 303	-	174 384
8452901200	Furniture, bases and covers for sewing machines and parts there of	14 281	70 416	24 136	118 878
8452901900	Oth part of sewing mach of machinery of sewing machines of household type	3 132	8 385	35 695	52 839
8452909190	Other parts of sewing mach of machinery of sewing machines of household type	-	2	-	10
8452909200	Furniture, bases and covers for sewing machines and parts thereof	-	21	-	270
8452909900	Other parts of sewing mach of machinery exclude sewing mach of household type	1 424	9 138	40 006	223 812
8453101000	Machinery for prepare, tanning/work hides , skins/leather, elect operated	-	32 325	-	87 926
8453102000	Machinery for prepare, tanning/work hides , skins/leather, not elect operated	-	1	-	5
8453201000	Machinery for making/repairing footwear, electrically operated	26 400	171 830	69 000	880 196
8453202000	Machinery for making/repairing footwear, not electrically operated	17	43	60	132

Tabel 3 : Ekspor Indonesia menurut Komoditi (Kode HS 10 digit)
Export of Indonesia by Commodity (10 digit of HS Code)

September 2016
September

Kode H S HS Code	Uraian golongan barang Group description	Berat bersih / Net weight (Kg)		Nilai / Value F.O.B. (U S \$)	
		Bulan ini Current month	Kumulatif Cum. Jan. to date	Bulan ini Current month	Kumulatif Cum. Jan. to date
(1)	(2)	(3)	(4)	(5)	(6)
8453801000	Other Mach for make/repair footwear,not sewing machine,electrically operated	-	37 565	-	216 821
8453802000	Other Mach for make/repair footwear,not sewing machine,not electrically operated	980	3 937	1 121	4 090
8453900000	Parts of machinery for preparing,tanning working hides, skins, leather	31	9 658	4	104 805
8454100000	Converters	21	1 534	15 492	18 596
8454200000	Ingot moulds and ladles	5 314	49 236	51 032	956 476
8454300000	Casting machines	1	11 006	5	93 184
8454900000	Parts of converter, ladles, ingot moulds , casting mach for metallurgy	2 362	9 540	44 725	406 154
8455220000	Rolling mills, cold	-	4 070	-	10 848
8455300000	Rolls for rolling mills	-	143 640	-	24 772
8455900000	Other parts of metal-rolling mills and rolls therefor.	-	1 172 446	-	315 538
8456100000	Mach tool for work any material by removal material,operat by laser/photon	106	27 797	45 673	979 537
8456200000	Machines tool for work any material by removal material,operat by ultrasonic	-	183	-	8 886
8456300000	Machines tool for work any material by removal material,electro-discharge	-	118	-	47 171
8456901000	Mach tool for mnfact of printed circuit, numerical control,by plasma arc process	662	5 112	112 785	269 021
8456902000	Wet proces equip for the application by immersion of electrochemic solutions	-	10 000	-	347 652
8456909000	Oth mach tool for work any material by other operating processes	625	3 517	301	31 916
8457100000	Machining centres	1 039	23 812	6 611	148 626
8457200000	Unit construction machines (single-station)	-	5 056	-	56 300
8457300000	Multi-station transfer machines	-	841	-	4 692
8458110000	Horizontal lathes, for removing metal numerically controlled	-	20 464	-	59 616
8458199000	Horizntal lathes, for remove metal, bed- spidle cntrl not excd>300mm,not num elct	-	21 678	-	14 961
8458910000	Other lathes,for removing metaln umerically controlled	7 120	7 120	26 000	26 000
8458999000	Oth lathes,for remove metal,not numeric ctrl, spidle cetnre-bed not excd >300 mm	-	18 191	-	116 543
8459101000	Way-type unit head machines, electrically operated	-	1 800	-	1 852
8459102000	Way-type unit head machines, not electrically operated	875	1 875	5 000	5 728
8459210000	Drilling machines,numerically controlled	10 000	13 030	50 000	112 008
8459291000	Drilling machines,electrically operated	56 400	70 267	355 000	456 147
8459292000	Drilling machines, not electrically operated	-	12 895	-	221 401
8459391000	Boring-milling machines,electrically operated, not horizontal lathes	-	206	-	74 795
8459401000	Boring machines, electrically operated	-	2 360	-	40 000
8459610000	Other milling machines, numerically controlled	-	16 640	-	206 364
8459691000	Other milling machines, electrically operated	243	6 493	137	77 321
8459701000	Other threading/tapping machines, electrically operated	20	2 048	30	2 137
8459702000	Other threading/tapping machines, not electrically operated	-	3 064	-	6 972
8460110000	Flat-surface grinding mach,an accur of at least 0.01 mm,numeric controlled	-	2	-	41
8460191000	Other flat-surface grinding mach,an accur at least 0.01 mm, elect oprated	-	16 285	-	39 393
8460192000	Oth flat-surface grinding mach,an accur at least 0.01 mm, not elect operated	-	318	-	1 414
8460291000	Other grinding mach,an accuracy of at least 0.01 mm, electrically operated	1 400	4 288	8 000	90 791
8460292000	Other grinding mach,an accur at least 0.01 mm, not electric operated	53	13 583	100	36 434
8460311000	Machine tools, numeric controlled, for sharpen carbide diamet ? 3.175 mm	16	10 378	124	440 870

Tabel 3 : Ekspor Indonesia menurut Komoditi (Kode HS 10 digit)
Export of Indonesia by Commodity (10 digit of HS Code)

September 2016
September

Kode H S HS Code	Uraian golongan barang Group description	Berat bersih / Net weight (Kg)		Nilai / Value F.O.B. (U S \$)	
		Bulan ini Current month	Kumulatif Cum. Jan. to date	Bulan ini Current month	Kumulatif Cum. Jan. to date
(1)	(2)	(3)	(4)	(5)	(6)
8460319000	<i>Oth sharpening (tool/cutter grinding) machines, numerically controlled</i>	200	35 505	532	91 803
8460391000	<i>Oth sharpening (tool/cutter grinding) machines, electrically operated</i>	-	129	-	14 400
8460392000	<i>Oth sharpening (tool/cutter grinding) machines, not electrically operated</i>	5	5	2	2
8460401000	<i>Honing/lapping machines, electrically operated</i>	1 113	2 377	3 740	6 444
8460402000	<i>Honing/lapping machines, not electrically operated</i>	-	1	-	12
8460901000	<i>Other machine-tools for deburring, abrasives/ polishing products, elect ope</i>	-	2 641	-	3 824
8460902000	<i>Other mach-tools for deburring,abrasives /polishing products, not elect operated</i>	610	1 449	439	2 930
8461201000	<i>Shaping/slotting machines,electrically operated</i>	-	16 509	-	102 600
8461401000	<i>Gear cutting,gear grinding/gear finishing mach electric operated</i>	213	7 790	380	7 906
8461501000	<i>Sawing/cutting-off machines, electrically operated</i>	7 884	39 402	93 328	568 523
8461502000	<i>Sawing/cutting-off machines, not electrically operated</i>	5	1 744	192	1 897
8461901100	<i>Planing machines,electric operated</i>	500	1 903	11 400	12 243
8461901900	<i>Other planing machines,electric operated</i>	-	8 232	-	114 216
8461909900	<i>Other mach-tool work by removing metal or cerments, not electrically operated</i>	356	45 348	26 940	196 691
8462101000	<i>Forging/die-stamping machines (incl pres & hammers, electric operated</i>	1 987	727 701	186 000	2 654 665
8462102000	<i>Forging/die-stamping machines (incl pres &hammers,not electric operation</i>	306 000	1 030 828	292 600	533 968
8462210000	<i>Bend,fold,streighten/flattening machine (includ pres),numeric control</i>	3 408	188 551	15 036	733 006
8462291000	<i>Bend,fold,streighten/flattening machine (incl pres),unnumeric cntrl,elect oprd</i>	3 617	109 718	12 232	272 284
8462292000	<i>Bend,fold,streighten/flattnng mach (incl pres),unnumeric cntrl,nt elct oprd</i>	450	1 123	12 500	14 811
8462310000	<i>Shearing machine (incl press),oth than combine punching mach,numeric control</i>	-	32 664	-	3 296
8462391000	<i>Shearing mach (incl press),oth than bine punching mach,numeric cntrl,elect oprtd</i>	7	16 514	238	65 374
8462392000	<i>Shearing mach (incl press),oth than bine punch mach,not electric operated</i>	-	2 575	-	61 864
8462410000	<i>Punching/notching mach,incl comb punch & shearing mach,numeric control</i>	-	778	-	866
8462491000	<i>Punching/notching mach,incl comb punch & shearing mach,not numeric contrl,electr</i>	-	10 408	-	112 872
8462492000	<i>Punching/notching mach,incl comb punch & shear mach,not numric cntrl,not elect op</i>	-	437	-	24 501
8462910000	<i>Hydraulic presses</i>	-	211 018	-	831 463
8462991000	<i>Mach for manufac of boxes,cans & similar contain of tin plate, electric operated</i>	-	47 800	-	185 222
8462995000	<i>Oth machine for working metal by forging ,hamming,electrically operated</i>	1 901	31 988	2 751	289 949
8462996000	<i>Oth machine for working metal by forging ,hamming,not electrically operated</i>	200	5 265	294	17 116
8463101000	<i>Draw-benches for bars,tube,profile,wire, or the like, electrically operated</i>	-	1 748	-	1 490
8463201000	<i>Thread rolling machines, electrically operated</i>	-	11 000	-	8 770
8463301000	<i>Machines for working wire,electrically operated</i>	-	12 935	-	108 649
8463302000	<i>Machines for working wire, not electrically operated</i>	630	630	1 000	1 000
8463901000	<i>Oth mach tool for work metal/cerments, without remove material,elect operated</i>	-	6 286	-	59 157
8463902000	<i>Oth mach tool for work metal/cerments, without remove material,not elect oprtd</i>	-	5 280	-	114 725
8464101000	<i>Sawing machines, electrically operated</i>	3	1 495	27	57 967
8464102000	<i>Sawing machines,not electrical operated</i>	-	190	-	618
8464201000	<i>Grinding/polishing machines, electrically operated</i>	16 300	16 317	41 732	41 766

Tabel 3 : Ekspor Indonesia menurut Komoditi (Kode HS 10 digit)
Export of Indonesia by Commodity (10 digit of HS Code)

September 2016
September

Kode H S HS Code	Uraian golongan barang Group description	Berat bersih / Net weight (Kg)		Nilai / Value F.O.B. (U S \$)	
		Bulan ini Current month	Kumulatif Cum. Jan. to date	Bulan ini Current month	Kumulatif Cum. Jan. to date
(1)	(2)	(3)	(4)	(5)	(6)
8464202000	Grinding/polishing machines, not electrically operated	-	1 000	-	43 000
8464901000	Oth mach tool for work stone,ceramics/ like mineral material,elect operated	-	8 208	-	23 395
8464902000	Oth mach tool for work stone,ceramics/ like mineral material,not elect operate	-	400 000	-	28 392
8465100000	Mach, can carryout diffrent type opration without tool charge for such operation	266	34 685	52	680 333
8465911000	Sawing machines for scoring PCB/ PWB's e lectrically operated	-	300	-	2 787
8465912000	Other sawing mach for scoring PCB/ PWB's , electrically operated	6 500	110 268	79 859	355 062
8465919000	Other sawing mach for scoring PCB/ PWB's , not electrically operated	180	195 476	390	142 374
8465922000	Oth planing,milling/moulding (by cutting) mach,electrically operated	-	143 992	-	232 347
8465929000	Oth planing,milling/moulding (by cutting)machines,not electric operat	587	113 683	65 381	383 567
8465931000	Grinding, sanding/polishing machines, electrically operated	26 600	188 781	14 080	375 640
8465932000	Grinding, sanding/polishing machines, not electrically operated	-	416	-	1 311
8465941000	Bending/assembling machines, electrically operated	-	17 005	-	175 893
8465942000	Bending/assembling machines, not electrically operated	-	2 030	-	2 438
8465951000	Drilling mach for manufac PCB/PWB's , with a spindle speed > 50.000 rpm	450	450	300	300
8465953000	Other drilling/morticing machines, electrically operated	-	27 928	-	66 219
8465959000	Other drilling/morticing machines, not electrically operated	-	102 782	-	258 203
8465961000	Splitting, slicing/paring machines, electrically operated	-	90 421	-	203 779
8465962000	Splitting, slicing/paring machines, not electrically operated	-	25	-	884
8465993000	Other machine tools, lathes, eletrically operated	-	6 355	-	5 896
8465994000	Other machine tools, lathes, not eletrically operated	-	8	-	150
8465995000	Mach for deburring surfaces of PCB/PWB's, for scoring laminati presses	3 700	24 517	65 192	204 830
8465996000	Other mach-tools for nailing,stapling, glueing/otherwise assemp,elect operated	-	9 377	-	36 981
8465999000	Other mach-tools for nailing,stapling, glueing/otherwise assemp,not elect oprtd	6 120	398 471	44 342	854 095
8466101000	Tool hold.self-open dieheadsfor 8456.90, 8460.31,8465.91,8465.92,8465.95,8465.99	-	1	-	277
8466109000	Oth tool holders & self-opening dieheads	3 211	46 257	152 110	396 553
8466201000	Work holders for sub 8456.99, 8460.31, 8465.91, 8465.92, 8465.95, 8465.99	-	611	-	96 870
8466209000	Oth work holders for other machine tools	916	20 578	18 405	345 519
8466309000	Dividing h,not for attachm sub 8456.99, 8460.31,8465.91,8465.92,8465.95&8465.9	13 590	168 003	519 583	5 668 023
8466910000	Parts&aces suitable for machine of heading 84.64-84.65	197	92 978	4 158	196 990
8466929000	Parts & acces suitable for mach of otherheading 84.65	304	9 186	2 194	123 803
8466939000	Parts&aces suitable for mach of other headings 84.56 to 84.61	9 745	92 301	148 893	1 771 287
8466940000	Oth parts & acces suitable for machines other headings 84.56 to 84.61	4 003	165 525	193 045	1 102 368
8467110000	Tool for work in the hand,pneumatic, rotary type (incl rotary percussion)	450	574	28 980	38 987
8467190000	Tool for working in the hand,pneumatic, in other type	-	18 370	-	69 712
8467210000	Drills of all kinds with self contained electric motor	3 235	24 483	14 567	266 958

Tabel 3 : Ekspor Indonesia menurut Komoditi (Kode HS 10 digit)
Export of Indonesia by Commodity (10 digit of HS Code)

September 2016
September

Kode H S HS Code	Uraian golongan barang Group description	Berat bersih / Net weight (Kg)		Nilai / Value F.O.B. (U S \$)	
		Bulan ini Current month	Kumulatif Cum. Jan. to date	Bulan ini Current month	Kumulatif Cum. Jan. to date
(1)	(2)	(3)	(4)	(5)	(6)
8467220000	Saws with self contained electric motor	6	1 102	18	3 549
8467290000	Oth tool for working in the hand, with self-contained electric motor	186	94 276	765	304 757
8467810000	Chain saws	230	7 365	3 263	39 307
8467890000	Oth tool for working in the hand, with self-contained non-electric motor	322	14 549	2 808	238 009
8467911000	Part of chain saw,of elect-mechanic for work in hand,self-cont. electric motor	67	326	3 257	14 913
8467919000	Part of chain saw,of elect-mechanic for work in hand,self-cont. non-elect motor	1 050	116 425	906	107 921
8467920000	Parts of pneumatic tools	-	4 741	-	12 882
8467991000	Part of hydraulic tool,of goods with self-contained electric motor	577	14 476	3 386	59 355
8467999000	Part of hydraulic tool,of goods not with self-contained electric motor	827	3 919	265	70 382
8468100000	Hand-held blow pipes	-	1	-	3
8468201000	Hand-operated gas welding, brazing/ cutting appliances for metal	-	18 016	-	103 112
8468209000	Other gas-operated machinery & apparatus	-	9 937	-	221 920
8468800000	Other machinery and apparatus	-	9 941	-	29 647
8468902000	Parts of goods of hand-operat gas weld brazing/cutting appliances for metal	-	450	-	318
8468909000	Oth parts of not hand blow pipe/oprtd gas welding, braze/cut appl for metal	11 165	717 140	420 519	6 615 336
8469001000	Word processing machines	-	144	-	1 251
8469009010	Automatic typewriters	-	239	-	266
8469009090	Non automatic typewrites	15 139	113 006	191 923	1 383 711
8470100000	Electronic calculators capable of oper without an extnl source electric power	747	3 146	6 733	71 775
8470210000	Electronic calculating machines incorporating a printing device	-	15	-	342
8470290000	Other electronic calculating machines	-	2 640	-	3 744
8470300000	Other calculating machines	-	90	-	5 165
8470500000	Cash registers	187 715	1 771 878	2 394 323	22 198 004
8470902000	Accounting machines	-	140	-	464
8470909000	Mach for pocket-size data record, reprod ,display mach with calculating function	175	70 478	11 161	5 329 228
8471301000	Palmtop &personal digital assistants (PDAs)	1	1 011	50	65 256
8471302000	Laptops incl notebooks and subnotebooks	2 110	28 055	57 800	1 730 533
8471309000	Oth portable digital automatic data proc mach,weigh not more than 10 kg	217	5 099	59 941	540 081
8471411000	Personal computers excluding portable	20	25 142	1 382	236 311
8471419000	Other digital automatic data processing machines	15 059	100 683	1 958 771	11 934 896
8471491000	Processing units for personal &portab computers,presented in form systems	251	9 313	33 959	66 395
8471499000	Other digital automatic data proces mach ,present in form of systems	4 444	19 924	407 060	1 244 531
8471501000	Process units for personal & portab comp ,other automatic data processing machine	6 549	37 300	339 446	4 884 289
8471509000	Other digital automatic data proces mach ,other automatic data processing machine	2 809	16 888	310 030	2 265 387
8471603000	Computer keyboards	164	1 622	5 939	14 829
8471604000	X-y coordinate input devices,including mouse,light pens,joystick,track balls	24 888	222 527	1 473 131	12 777 660
8471609000	Other mach input/output units,whether/ not contain storg units same housing	3 020	920 218	239 748	31 530 146
8471701000	Floppy disk drives	-	18	-	178
8471702000	Hard disk drives	3 631	43 609	446 106	4 382 564
8471703000	Tape drives	18	107	1 418	34 301
8471704000	Optical disk drives,including cd-rom drives,dvd drives & cd-r drives	3 504	7 957	37 376	205 709
8471705000	Proprietary fmat strge device incld media therefor fr automat dt procc mach	28	2 083	8 051	440 447
8471709100	Automatic backup systems	-	142	-	8 213

Tabel 3 : Ekspor Indonesia menurut Komoditi (Kode HS 10 digit)
Export of Indonesia by Commodity (10 digit of HS Code)

September 2016
September

Kode H S HS Code	Uraian golongan barang Group description	Berat bersih / Net weight (Kg)		Nilai / Value F.O.B. (U S \$)	
		Bulan ini Current month	Kumulatif Cum. Jan. to date	Bulan ini Current month	Kumulatif Cum. Jan. to date
(1)	(2)	(3)	(4)	(5)	(6)
8471709900	Other storage units of digital automatic data processing machines	9 437	204 887	153 890	1 543 222
8471801000	Control and adaptor units	13 170	22 514	324 464	875 932
8471807000	Sound card and video cards	194	2 025	2 790	54 517
8471809000	Other units of automatic data processing machines	267	3 977	1 940	144 480
8471901000	Bar code readers	2 900	14 570	1 538 876	8 466 570
8471902000	Optical character readers,document/ image scanners	326 924	2 758 528	10 971 543	89 367 675
8471909000	Other automatic data processing machines & units thereof	5 125	138 070	775 129	14 469 216
8472101000	Duplicating machines, electric operated	-	35	-	50
8472102000	Duplicating machines, not electrically operated	-	48	-	8 310
8472301000	Machines for sorting/folding mail/for in serting mail in envelopes,electric oprtd	-	22	-	1 124
8472302000	Machines for sorting/folding mail/for in serting mail in envelops,not elect oprtd	-	23	-	18
8472901000	Automatic teller machines	8 320	30 894	339 898	545 257
8472902000	Electronic fingerprint identification systems	6	27	31	2 374
8472903000	Other office machines, electrically operated	2 037	4 368	13 500	53 714
8472909000	Other office machines, not electrically operated	1 373	9 774	35 921	344 700
8473101000	Printed circuit assemblies for word- processing machines	70	1 048	61 555	532 452
8473109000	Other parts & acces of the mach of typewriter not printer/word processing	603	12 076	43 487	699 319
8473290000	Other parts & acces of the machine of calculating, reproducing, displaying	9 205	57 366	116 224	852 039
8473301000	Assembled printed circuit boards	75 769	631 244	10 071 128	93 993 189
8473309000	Other parts & acces of the machines of automatic data processing & units	426 739	3 605 521	11 589 579	96 219 397
8473401100	Parts including printed circuit assemb for automatic teller machines	83	24 053	7 190	65 684
8473401900	Other parts&access of the mach of oth office machine,for elect operated mach	1 447	18 758	369 917	3 775 565
8473402000	Other parts&access of the mach of oth office machine,for non elect oprtd mach	-	106	-	59 003
8473501100	Parts&access suitable for use with mach auto data procc mach & units,elect oprtd	23	58 276	67	2 295 755
8473501900	Part&acc suitabl for use mach typewriter not printers&oth office mach,elect oprtd	3 579	42 145	98 969	831 844
8473502000	Part&acc suitabl for use mach typewriter not print&oth office mach,not elct oprtd	8 644	103 430	78 069	863 312
8474101000	Sorting,screening,separating/washing machines, electrically operated	1 111	9 660	9 120	132 006
8474102000	Sorting,screening,separating/washing machines, not electrically operated	-	1 250	-	6 080
8474201100	Crushing/grinding machines for stone electrically operated	650	27 537	1 379	84 806
8474201900	Crushing/grinding mach for earth,ores oth mineral substances,elect operatated	360	9 579	6 500	25 679
8474202100	Crushing/grinding mach for stone not electrically operated	-	31	-	305
8474202900	Crushing/grinding mach for earth,ores oth mineral substances,not elect operated	100	24 925	800	122 760
8474311000	Concrete/mortar mixers, electrically operated	3 812	27 263	17 555	62 326
8474312000	Concrete/mortar mixers, not electrically operated	375	1 875	525	2 023
8474321900	Mach for mixing mineral substances with bitumen,output cap > 80 t/h,elect oprtd	52 855	53 833	282 495	282 781
8474322900	Mach for mix mineral substnc wth bitumen ,output cap >80 t/h,not elect operated	-	934	-	2 776
8474391000	Other mixing/kneading machines electrically operated	480	52 080	3 344	298 707
8474392000	Other mixing/kneading machines not electrically operated	35 793	35 793	118 000	118 000

Tabel 3 : Ekspor Indonesia menurut Komoditi (Kode HS 10 digit)
Export of Indonesia by Commodity (10 digit of HS Code)

September 2016
September

Kode H S HS Code	Uraian golongan barang Group description	Berat bersih / Net weight (Kg)		Nilai / Value F.O.B. (U S \$)	
		Bulan ini Current month	Kumulatif Cum. Jan. to date	Bulan ini Current month	Kumulatif Cum. Jan. to date
(1)	(2)	(3)	(4)	(5)	(6)
8474801000	Mach for agglomerating,shaping/mauld solid mineral fuels,electric operated	-	33 579	-	42 021
8474802000	Mach for agglomerating,shaping/mould solid mineral fuels,not elect operated	1 579	23 517	2 745	26 827
8474901000	Parts of mach for sort,creen,separate, wash,crush,grinding&mixing,elect oprtd	3 339 265	29 171 135	9 320 370	75 590 000
8474902000	Parts of mach for sort,creen,separate, wash,crush,grinding&mix,not elect oprtd	73 171	421 253	368 513	2 060 122
8475290000	Other machines for manufacturing/ hot working glass/glassware	-	6 606	-	52 440
8475901000	Part of mach for assmb/mfg elect/elctrni hot work glassware,elect oprtd	-	50	-	1 695
8476210000	Automatic beverage-vending machin, incorporating heating/refrigerating devi	398 916	4 226 760	2 883 429	32 718 626
8476290000	Other automatic beverage-vending machines	-	1 212	-	35 677
8476890000	Other automatic goods-vending mach, without heating/refrigerating	-	711	-	442
8476900000	Parts of automatic goods-vend mach incorpor heating/refrigerating	33 472	220 228	244 561	1 695 762
8477101000	Injection-moulding machines for moulding rubber	30	477 168	5 192	1 475 341
8477103100	P.v.c. injection moulding machine	17 782	44 760	50 587	314 033
8477103900	Other injection-moulding machines for moulding plastics	54 990	208 181	40 682	1 125 935
8477201000	Extruders for extruding rubber	-	325	-	8 500
8477202000	Extruders for extruding plastics	45	23 800	280	100 575
8477300000	Blow moulding machines	-	85 393	-	1 671 400
8477402000	Vacuum moulding & other thermo forming for moulding/forming plastics	-	62 825	-	794 170
8477591000	Other machine for moulding/otherwise forming for rubber	1 025	24 497	469	92 544
8477592000	Other machine for moulding/otherwise orming for plastics	150	8 361	128	33 816
8477801000	Other machinery for working rubber/ rubber products, electrically operated	-	36 948	-	320 085
8477802000	Other machinery for working rubber/ rubber products, not electric operated	-	7	-	84
8477803100	Lamination presses for the manufact of PCB/PWBs	52	52	828	828
8477803900	Other machinery for rubber or plastics, electrically operated	449	21 186	1 450	119 203
8477804000	Other machinery for working rubber/ plastic products, not elect operated	13	13	25 752	25 752
8477901000	Parts of electrically operatd mach for working rubber/products from rubber	569	16 952	15 978	210 713
8477902000	Part of nonelectric opratd mach for working rubb/fr the manuf product rubber	1	6 367	4	198 880
8477903200	Pars of lamination presses for the manufc of PCB/PWBs	33	68	3 808	5 027
8477903900	Oth Parts not parts of lamination presses for the manufc of PCB/PWBs	804	40 761	2 482	433 547
8477904000	Part of nonelectric opratd mach for work plastic/for the manufg product plastic	322	4 711	2 222	105 992
8478101000	Machinery for preparing/making up tobacco, electrically operated	2 222	57 160	162 062	918 748
8478102000	Machinery for preparing/making up tobacco, not electrically operated	58 407	175 989	413 105	1 329 580
8478901000	Parts of machinery for preparing/making up tobacco, electrically operated	1	430	287	18 207
8478902000	Parts of machinery for preparing/making up tobacco, not electrically operated	-	6 244	-	9 866
8479101000	Machinery for public works,building/ the like electrically operated	-	122 428	-	695 236
8479102000	Machinery fr public works,building/ the like not electrically operated	4 280	5 655	139 242	146 331

Tabel 3 : Ekspor Indonesia menurut Komoditi (Kode HS 10 digit)
Export of Indonesia by Commodity (10 digit of HS Code)

September 2016
September

Kode H S HS Code	Uraian golongan barang Group description	Berat bersih / Net weight (Kg)		Nilai / Value F.O.B. (U S \$)	
		Bulan ini Current month	Kumulatif Cum. Jan. to date	Bulan ini Current month	Kumulatif Cum. Jan. to date
(1)	(2)	(3)	(4)	(5)	(6)
8479201000	Mach for the extract/preparation of animal/fix vegetabl fat/oil, elect oprtd	-	2 244	-	45 080
8479202000	Mach for the extract/preparation of anim al/fix vegetabl fat/oil,not electrically	-	901	-	6 518
8479301000	Presses for the manufacture of particle board electrically operated	4 200	4 200	19	19
8479302000	Presses for the manufacture of particle board not electrically operated	-	83	-	257
8479401000	Rope/cable making machines, electrically operated	-	101 702	-	128 563
8479402000	Rope/cable making machines, not electrically operated	-	1 000	-	1 095
8479500000	Industrial robots, not elsewhere specified/included	8	9 040	864	327 443
8479600000	Evaporative air coolers	5 240	19 376	5 127	72 713
8479710000	Passenger boarding bridges of kind use in airports	36 910	81 010	234 000	453 000
8479790000	Oth passenger boarding bridges	-	7 000	-	64 718
8479811000	Oth mach&mechanical appliance for treating metal,electrically operated	96 500	122 975	210 000	604 225
8479812000	Oth mach&mechanical appliance for treating mtl,non electrically operated	890	361 100	20 893	5 909 345
8479821000	Mixing,kneading,crush,grind,screen,sift, homogenis,& emulsift/stirr machelectrica	25 760	217 431	732 420	9 640 479
8479822000	Mixing,kneading,crush,grind,screen,sift, homogenis,& emulsift/stirr mach,not elec	-	952	-	42 455
8479892000	Machinery for assembling CPU	415	5 242	29 542	107 168
8479893000	Oth mach for assembling CPU daughter board in plastic case/housing,elect opt	92 192	781 089	1 689 655	14 593 861
8479894000	Oth mach for assembling CPU daughter board in plastic case/housing,not electr	117 480	305 352	502 733	1 492 253
8479902000	Part of goods Oth mach for assembling CPU daughter plastic case/housing board	8 827	104 758	65 382	532 643
8479903000	Part of oth electrically operated machine	10 947	410 371	1 109 013	7 042 836
8479904000	Part of nonelectrically operated machinery	76 341	625 849	1 790 744	15 588 111
8480100000	Moulding boxes for metal foundry	3 072	7 097	27 812	49 431
8480200000	Mould bases	2 811	114 221	64 805	1 806 627
8480301000	Moulding patterns, of copper	26	10 058	150	139 484
8480309000	Moulding patterns, of other material	10 207	380 162	95 065	2 832 261
8480410000	Moulds for metal/metal carbides injectionn or compression types	69 436	322 325	1 254 012	5 666 965
8480490000	Moulds for metal/metal carbides not injection or compression types	2 907	13 293	96 218	324 431
8480500000	Moulds for glass	-	1 360	-	50
8480600000	Moulds for mineral materials	76 367	1 647 340	234 417	3 792 064
8480711000	Moulds for rubber or plastics, injection or compression type for fotwear soles	7 772	119 886	59 268	1 490 820
8480719090	Oth moulds for rubber,plastics, injection/ compression type	39 202	486 325	612 049	10 872 204
8480791000	Mould for rubber,plastics, not injection , compression type for fotwear soles	17 596	75 610	196 561	713 520
8480799000	Oth mould for rubber,plastics, not injection , compression type	6 316	47 882	218 575	1 133 949
8481101100	Pres-reduce valve,iron/steel, manual	-	2 351	-	17 333
8481101900	Pres-reduce valve,iron/steel,automatic operate ,5 cm ? internal diamtr <40cm	1 651	51 897	37 314	308 162
8481102100	Pressure-reducing valves of copper/ copper alloys internal diamtr ? 2.5cm	4	1 655	6 276	60 007
8481102200	Pressure-reducing valves of copper/ copper alloys internal diamtr > 2.5cm	-	6 385	-	32 463
8481109100	Oth pressure-reducing valves of plastics 1cm ? internal diamtr > 2.5cm	-	28	-	20
8481109900	Oth pressure-reducing valves not of plastics	84 288	648 057	790 386	6 481 010
8481201000	Valve for olehydraulic/pneumatic tran, manual oprtd, 5 cm ? intl diamtr < 40cm	401	530	13 238	24 334
8481209000	Oth valve for olehydraulic/pneumatic transmisions	496	174 697	6 824	8 369 913

Tabel 3 : Ekspor Indonesia menurut Komoditi (Kode HS 10 digit)
Export of Indonesia by Commodity (10 digit of HS Code)

September 2016
September

Kode H S HS Code	Uraian golongan barang Group description	Berat bersih / Net weight (Kg)		Nilai / Value F.O.B. (U S \$)	
		Bulan ini Current month	Kumulatif Cum. Jan. to date	Bulan ini Current month	Kumulatif Cum. Jan. to date
(1)	(2)	(3)	(4)	(5)	(6)
8481301000	Check (nonreturn) valve of swing check- valve type,40 cm ?inlets intl dia< 60cm	267 130	1 927 952	2 075 054	14 490 533
8481309000	Other check (nonreturn) valves	6 140	100 560	185 006	1 579 944
8481401000	Safety/relief valves of copper/copper alloy < 2.5cm	269	1 103	2 943	11 272
8481409000	Oth safety/relief valves	11 522	96 640	96 047	510 091
8481801100	Valves for inner tube of copper/copper alloys	15	4 230	446	52 680
8481801200	Valves for inner tubes of oth materials	-	1 041	-	2 610
8481801300	Valves for tubeless tyres of copper/ copper alloys	-	10	-	33
8481801400	Valves for tubeless tyres of oth materials	-	1 368	-	3 201
8481802100	Lpg cylinder valv of cooper/cooper alloy having inlet&outlet intl diamtr ? 2.5cm	8 112	44 300	523 605	2 753 451
8481802200	Lpg cylinder valv of cooper/cooper alloy having inlet&outlet intl diamtr >2.5cm	-	192	-	1 380
8481803000	Cocks/valves,whether/not fitted with piezo elect igniters for gas stove	20	12 262	85	411 542
8481804100	Soda water bottle valve;gas operat, of plastic, 1 cm < internal diamtr ? 2,5cm	-	1 519	-	709
8481804900	Oth soda water bottle valves;gas operate beer dispensing units	8 261	194 301	202 011	2 903 708
8481805100	Mixing tapes and valves,of plastic, 1 cm< internal diameter ? 2,5cm	-	2	-	1 539
8481805900	Others mixing tapes and valves	4 528	11 244	332 776	400 009
8481806100	Water pipeline valve,manual operate, 5cm<inlet/outlet int diamtr ? 40cm	15	22 100	15 225	114 674
8481806200	Cast iron gate valve,inlet diamtr? 4cm& cast iron butterfly valve,inlet dia ?8cm	83 265	891 530	1 388 564	13 842 317
8481806300	Cast iron gate valve,inlet diamtr<4cm & cast iron butterfly valve,inlet dia <8cm	68	96	2 380	3 033
8481806500	Other hog nipple waterers	1	9	34	410
8481806700	Other nipple joint valves	5	27	24	894
8481807100	Ball valves,of plastics, 1 cm ? internal diameter < 2,5 cm	-	41 947	-	30 322
8481807200	Other ball valves	6 747	75 129	255 457	579 060
8481807300	Gate valve,manual operate,of iron/steel, 5cm ?inlet/outlet internal diamtr < 40 cm	7 772	161 773	159 065	2 701 957
8481807400	Gate valve,manual operate,of iron/steel, inlet/outlet internal diamtr < 40cm	-	8 306	-	145 787
8481807500	Manifold valves of plastics, 1 cm ? internal diameter < 2,5 cm	-	9	-	122
8481807600	Other manifold valves	1 668	10 063	41 855	326 947
8481808100	Pneumatic control valve,of plastics, 1 cm ?internal diameter < 2,5 cm	-	148	-	1 090
8481808200	Other pneumatic controlled valve	1 200	1 268	1 078	22 289
8481808400	Oth valve of plastic,inlet diamtr>=1cm, outlet diamtr > 2,5 cm	-	3	-	29
8481808700	Fuel cut-off valve plastic for vehicle for transport of persons/goods	-	6	-	2 710
8481808800	other fuel cut-off valve plastic for vehicle for transport of persons/goods	4	13 763	8	190 789
8481808900	Other valve of stainless steel/nickle, manual operate,weighting < 3 kg	-	244	-	38 604
8481809100	Water taps of copper or copper alloy with an internal diameter ? 2.5 cm	165	4 010	5 562	39 961
8481809200	Fuel cut-off valves for vehicle	-	27	-	26
8481809900	Other Fuel cut-off for vehicle	78 261	632 486	1 356 310	10 688 936
8481901000	Parts of housing for sluice/ gate valves an internal diameter ? 25 mm	12 738	109 993	294 935	2 390 963
8481902100	Parts bodies valves, for water taps	8 989	48 134	62 697	219 176
8481902200	Parts bodies valve for LPG cylinder	-	614	-	1 940
8481902300	Other bodies valves not for water taps	3 717	58 518	44 635	375 302
8481902900	Others parts for taps, cocks, valves, and similar appliance of int. dimtr =< 2	87	1 097	8 419	62 539
8481903900	Oth valve bodies/stems of inner tube or tubeless tyres valves	1	6 216	4	54 434

Tabel 3 : Ekspor Indonesia menurut Komoditi (Kode HS 10 digit)
Export of Indonesia by Commodity (10 digit of HS Code)

September 2016
September

Kode H S HS Code	Uraian golongan barang Group description	Berat bersih / Net weight (Kg)		Nilai / Value F.O.B. (U S \$)	
		Bulan ini Current month	Kumulatif Cum. Jan. to date	Bulan ini Current month	Kumulatif Cum. Jan. to date
(1)	(2)	(3)	(4)	(5)	(6)
8481904900	<i>Oth valve cores of inner tube valves or tubeless tyres valves</i>	-	384	-	13 542
8481909000	<i>Others parts for taps, cocks, valves and similar appliances</i>	73 438	263 995	760 515	3 019 261
8482100000	<i>Ball bearings</i>	583 478	5 490 950	11 342 955	107 108 954
8482200000	<i>Tapered roller bearings,including cone and tapered roller assemblies</i>	5 639	22 414	1 265	223 741
8482300000	<i>Spherical roller bearings</i>	1 743	32 430	18 658	339 203
8482400000	<i>Needle roller bearings</i>	5	2 948	283	194 958
8482500000	<i>Oth cylindrical roller bearings</i>	274	5 515	924	149 579
8482800000	<i>Oth,includ.combined ball/roller bearings</i>	136	88 789	47 295	470 907
8482910000	<i>Balls, needles and rollers</i>	322 978	2 513 462	1 671 338	13 350 734
8482990000	<i>Other parts of ball and roller bearings</i>	11 925	178 349	91 029	1 473 761
8483101000	<i>Transmission shafts for machinery of heading 84.29 or 84.30</i>	3 006	96 001	30 433	1 320 782
8483102400	<i>Transmission shaft for vehicles of motor cycles, auxiliary motor</i>	305 929	2 478 831	2 376 668	18 217 602
8483102500	<i>Transmission shafts for vehicles of a cylinder capacity < 2000</i>	4 128	105 088	21 324	752 059
8483102600	<i>Transmission shafts for vehicles of 2000 cc < cylinder capacity? 3000 cc</i>	186 993	1 987 463	1 156 658	11 998 698
8483103900	<i>Transmission shafts for marine propul- sion engines of an output>22.38 kw</i>	562	7 328	1 568	55 545
8483109000	<i>Other transmission shafts</i>	148 889	1 166 796	1 665 946	11 661 516
8483202000	<i>Bearing housing incorp. ball or roller bearings for mach.of</i>	223	230	4 018	4 038
8483203000	<i>Bearing housing incorp. ball or roller bearings for mach.of vehciles and parts</i>	-	220	-	1 112
8483209000	<i>Other bearing housing incorp. ball Or roller</i>	112	17 179	214	42 840
8483302000	<i>Bear'g hous'g not incorp.ball or roller bearings for mach.of head 84.29or84.30</i>	949	145 628	17 470	1 326 350
8483303000	<i>Bear'g hous'g not incorp.ball or roller bearings for eng.of vhcl of chap. 87</i>	33 140	231 846	460 368	7 170 008
8483309000	<i>Other bearing housing not incorp.ball or roller bearings; plain shats bearings</i>	20 272	175 854	438 766	2 996 447
8483402000	<i>Gear&gearing oth than toothed wheels, for marine vessels</i>	204	1 934	11 325	22 691
8483403000	<i>Gear&gearing oth than toothed wheels, for machinery of moving grading</i>	268 448	1 238 208	5 079 653	23 686 855
8483409000	<i>Gear&gearing oth than toothed wheels, for oth mar.vsl/mach of moving grading</i>	309 842	1 973 223	2 639 295	18 374 585
8483500000	<i>Flywheels&pulleys,including pulley block</i>	301 887	2 459 132	870 797	6 572 609
8483600000	<i>Clutches & shaft couplings (including universal joints)</i>	75 612	582 828	910 603	8 240 122
8483901300	<i>Parts of goods of transmission shafts for oth. tractors of pedestrian tractors</i>	18 055	227 635	61 427	230 637
8483901400	<i>Parts of goods of transmission shafts for goods of motorcycles</i>	2 381	133 156	40 847	884 542
8483901500	<i>Parts of goods of transmission shafts for other goods of vehicle and parts</i>	9	16 292	140	166 277
8483901900	<i>Oth. parts of goods of trans. shafts</i>	7 830	17 431	263 067	436 912
8483909400	<i>Oth toothed wheels, chain sproccated for goods of motorcycles</i>	1 128	25 682	25 884	336 479
8483909500	<i>Oth toothed wheels, chain sproccated for other goods of vehicles and parts</i>	82 849	712 147	702 533	6 641 402
8483909900	<i>Oth toothed wheels, chain sproccated</i>	99 615	883 266	718 648	6 484 507
8484100000	<i>Gaskets&similar joint metal sheeting combined with oth material/2 more layers</i>	43 354	522 164	1 003 554	9 532 280
8484200000	<i>Mechanical seal</i>	45 673	371 714	951 642	9 288 828
8484900000	<i>Oth.gasket&similar joints of metal sheet combined with oth material/2 more layers</i>	72 187	625 249	682 510	5 875 640
8486102000	<i>Spin dryers for semiconductor wafer processing</i>	-	714	-	160
8486109000	<i>Oth machines&apparatus for the manu- facture of boules or waters</i>	-	3 080	-	423 343

Tabel 3 : Ekspor Indonesia menurut Komoditi (Kode HS 10 digit)
Export of Indonesia by Commodity (10 digit of HS Code)

September 2016
September

Kode H S HS Code	Uraian golongan barang Group description	Berat bersih / Net weight (Kg)		Nilai / Value F.O.B. (U S \$)	
		Bulan ini Current month	Kumulatif Cum. Jan. to date	Bulan ini Current month	Kumulatif Cum. Jan. to date
(1)	(2)	(3)	(4)	(5)	(6)
8486203100	Deflash mach.;spraying appliances for cleaning metal leads&semiconductor wfr	-	550	-	37 537
8486203200	Equipment for dry-etching patterns on semiconductor materials	-	9 787	-	966 170
8486205900	Other equipment for dev. exposed wafers	-	6	-	2 024
8486209100	Lasercutters for cut contact. tracks in semiconductor prod. by laser beam	-	543	-	224 569
8486209400	Inductance/dielectric furnace, oven for mfcture of semicon dvc on semicon wafer	-	2 540	-	274
8486301000	Apparatus for dry ecthing patterns on flat panel display substrates	-	9 000	-	84 676
8486309000	Othetr mach. and app. for the manufactre of flat panel displays	-	10	-	13
8486401000	Focused ion beam milling mach to prodce, repair mask,reticle for pat smcndct dvc	-	30	-	2 000
8486402000	Die attach,bonders, for assem. Smcondtor matic mach.for transport,handling&strage	-	69 082	-	1 308 148
8486403000	Moulds for manufact. of semiconductor devices	143	5 997	500	429 551
8486404000	Optical stereoscopic microscopes fitted with equip.spec'ly dsgned of smcndtor wfr	6	6	12 020	12 020
8486409000	Other machines and apparatus specified in note 9(c) to this chapter	-	1 761	-	186 839
8486901100	Parts and accessories of app for rapid heating of semiconductor wafer	-	25	-	200
8486901400	Tool holders&self-open diehead, work holders; dividing heads for mach tools	-	341	-	38 730
8486901500	Oth parts, access.of mach. for machine tools	59 751	71 493	43 184	59 489
8486901600	Parts & access.of grind, polish, lap mac for processing of semicon. wafers	-	575	-	948
8486901900	Oth parts, access.of mach. and app. for the manufact. of boules/wafers	-	204	-	1 901
8486902400	Tool holder/self-open diehead; of spray or etch,strip s-wafer,dry-etch pattern	-	1	-	235
8486902500	Oth parts & access. of dicing machines for scribing/scoring smconductor wafer	2	962	4	1 392
8486902600	Tool holder/self-open diehead,dividing heads&oth spec attchm for machine tools	-	1	-	125
8486903200	Tool holder/self-open dieheads,work hldr dividing heads&oth spec attch for mchine	-	86	-	6 000
8486903300	Oth. part&access of app for dry/wet etching&oth special attch for machines	-	1	-	8
8486903500	Part & access of spinners for coat.photo emuls/app.phys depo on flatpanel display	-	88	-	7 615
8486904200	Part&aces of die attach app, auto-tape wire bonder, encapsul equip for assembl	-	2	-	53
8486904300	Part&aces of auto-mach transport, handl storage of smcndctor, wafer cassette/box	35	238	6	96
8486904900	Oth part and acces of other mach & app specified in note 9(c) to this chapter	17 733	160 529	511 742	3 303 923
8487100000	Ships/boats propellers and blades thrfor	-	65 389	-	331 748
8487900000	Oth mach. parts, not cont. electric con- nector,insulator,coil, oth elec.features	98 424	965 700	1 556 994	14 606 493
8501102100	Stepper motors dc an output ? 37.5 w of ac, refrigerator,domesetic appl. Elct	-	21 045	-	168 138
8501102900	Oth. Stepper mtr dc an output ? 37.5 w	155 483	890 305	3 119 661	19 943 974
8501103000	Spindle motors dc an output? 37.5 w	1	554	383	25 483
8501104100	Others spindle mtr dc an output? 37.5 w of ac, refrigerator,domesetic appl. Elct	2 590	16 906	43 527	287 927
8501104900	Others motors dc of an output?37.5w	947 443	7 840 342	14 032 720	110 508 453
8501105100	Stepper universal (AC/DC) motors of ac, refrigerator,domesetic appl. Elct	-	40	-	594
8501105900	Oth stepper universal (AC/DC) motors	125	378	1 554	16 777
8501106000	Spindle universal (AC/DC) motors of an output =<37.5w	24 167	233 260	458 146	4 046 711

Tabel 3 : Ekspor Indonesia menurut Komoditi (Kode HS 10 digit)
Export of Indonesia by Commodity (10 digit of HS Code)

September 2016
September

Kode H S HS Code	Uraian golongan barang Group description	Berat bersih / Net weight (Kg)		Nilai / Value F.O.B. (U S \$)	
		Bulan ini Current month	Kumulatif Cum. Jan. to date	Bulan ini Current month	Kumulatif Cum. Jan. to date
(1)	(2)	(3)	(4)	(5)	(6)
8501109100	Others spindle (AC/DC) motors of heading of ac, refrigerator,domesetic appl. Elct	3 700	22 123	49 355	344 553
8501109900	Others spindle (AC/DC) motors	220 957	2 022 730	2 962 673	26 356 796
8501201900	Other universal AC/DC mtrs of an output > 37,5 w	-	314	-	3 842
8501202900	Other universal (AC/DC) motors of an output > 1 kw	-	4 808	-	88 329
8501313000	Motor DC , generator DC an output?750 w	-	68 960	-	28 729
8501314000	Oth.mtr dc, genrator dc an output? 750 w	295 968	2 361 526	3 560 591	26 591 574
8501315000	Generator DC an output ? 750 w	14 419	102 153	31 462	1 043 912
8501321100	Motor of kind used of ac, refrigerator, domesetic appl.elct output > 37.5 kw	-	2 000	-	5 095
8501321200	Other motor dc an output > 37.5 kw	11	27	3 097	6 195
8501321300	Other Generator dc an output>37.5 kw	-	16 452	-	39 606
8501329100	Other motor of kind used of ac, refrig. domesetic appl.elct output > 37.5 kw	49	111	1 540	3 903
8501329200	Oth motor dc 37.5 kw<output?75 kw	118	537	649	2 483
8501329300	Oth generator dc 37.5 kw<output?75 kw	99	33 633	2 500	170 191
8501340000	Motor dc, Generator dc an output > 375 kw	-	4 350	-	35 915
8501401100	Motors AC, single-phase of an output ? 1 kw	-	22 636	-	67 395
8501401900	Other motor AC, single-phase of an output ? 1 kw	84	5 728	341	37 354
8501402100	Motor AC, single-phase of an output > 1 kw	-	5 506	-	59 577
8501402900	Oth AC motors, single-phase of an output > 1 kw	7	463	2 945	84 855
8501511100	Motor ac, multi-phase of an output ? 750 w	2 250	6 333	12 081	23 806
8501511900	Other motor ac, multi-phase of an output ? 750 w	-	3 552	-	69 675
8501521900	Other motor ac, multi-phase of 750 w < an output ? 1 kw	600	3 036	32 700	88 018
8501522100	Motor ac, multi-phase of 1 kw < an output ? 37.5 kw	-	123	-	3 657
8501522900	Other motor ac, multi-phase of 1 kw < an output ? 37.5 kw	9	3 244	207	40 097
8501523100	Motor ac, multi-phase of an output > 37.5 kw	-	19	-	30
8501523900	Other motor ac, multi-phase of an output > 37.5 kw	90	6 518	150	25 668
8501530000	Motor ac of an output > 75 kw	-	2 277	-	34 030
8501612000	Generator ac of an output > 12.5 kva	-	2 314	-	9 800
8501629000	Generator ac of 150 kva < an output ? 375 kva	-	3 650	-	5 700
8501630000	Generator ac of 375 kva < an output ? 750 kva	-	4 000	-	6 840
8501640000	Generator ac of an output > 750 kva	85 100	169 143	297 517	936 654
8502110000	Electric generating sets & rotary conv. of an output < 75 kva	11 585	1 200 164	119 830	5 417 466
8502121000	Electric generating sets & rotary conv. 75 kva< an output ? 125 kva	-	38 750	-	118 122
8502122000	Electric generating sets & rotary conv. 125 kva < an output ? 375 kva	160	46 430	27 859	198 431
8502131000	Electric generating sets & rotary conv. of an output > 12500 kva	-	63 285	-	277 770
8502139000	Oth. elect generating sets&rotary conv. of an output > 12500 kva	16 087	4 416 964	42 862	28 976 027
8502201000	Generating sets with spark-ignit intern combust piston output ? 75 kva	-	600	-	2 000
8502203000	Generat sets with spark-ignition intern combst pist 100 kva < output ? 10000 kva	-	36 027	-	7 646
8502204900	Oth. gnrating sets with spark-ign intern combust piston	73	266 635	7 590	344 946
8502311000	Oth generating sets wind-powered of an output ? 10000 kva	-	130	-	26 000
8502391000	Oth generating sets not wind-powered of an output ? 10 kva	4 035	4 364	1 233 296	1 235 626
8502392000	Oth generating sets not wind-powered of 10 kva < output ? 10000 kva	-	16 400	-	20 000
8502393900	Oth generating sets not wind-powered of an output > 10000 kva	3 000	63 634	301 104	539 881
8503001000	Parts used in manufacture elct.motor, generator of output>10000 kw	59 247	194 402	206 745	2 357 821
8503009000	Oth parts in manufacture electric motor generator of output>10000 kw	155 828	814 111	12 178 256	18 706 440
8504100000	Ballasts, for discharge lamps or tubes	76 422	478 672	146 274	1 397 178

Tabel 3 : Ekspor Indonesia menurut Komoditi (Kode HS 10 digit)
Export of Indonesia by Commodity (10 digit of HS Code)

September 2016
September

Kode H S HS Code	Uraian golongan barang Group description	Berat bersih / Net weight (Kg)		Nilai / Value F.O.B. (U S \$)	
		Bulan ini Current month	Kumulatif Cum. Jan. to date	Bulan ini Current month	Kumulatif Cum. Jan. to date
(1)	(2)	(3)	(4)	(5)	(6)
8504211000	Step-voltage regulators;instrument transformer with a power handl capacity?5kva	10 511	84 738	125 255	988 270
8504219200	Liquid dielect transformer with handling cap>10kva and high side voltage>110 kv	-	30 552	-	111 846
8504219300	Liquid dielect transformer with handling cap>10kva and 66 kva<high s-volt ?110 kv	-	1 384	-	6 428
8504219900	Oth Liquid dielectric transformer handling capacity ? 650 kva	1 209	62 490	133 282	1 039 753
8504221900	Step-voltage regulator of a high side voltage < 66 kv	20 534	100 699	110 175	557 422
8504229200	Oth stepvoltage regltor of a high side 110 kv<voltage? 650 kv	19 768	252 421	578 738	5 981 131
8504229900	Oth stepvoltage regltor of a high side 650 kv < voltage ? 10000 kv	29 087	664 325	117 218	2 630 821
8504232900	Oth liquid dielectric transformers power handling capacity > 30000 kva	-	929 653	-	7 558 142
8504311100	Instrument potential transformer with rating voltage ? 110 kv	4 463	21 628	123 210	640 543
8504311300	Instrument potential transformer with 1 kv ? rating voltage < 66 kv	5 340	86 711	36 477	523 381
8504311900	Oth.instrument potential transformer	9 505	38 662	660 298	2 318 574
8504312100	Ring current transformers with voltage rating ? 110 kv	-	25 764	-	127 922
8504312200	Oth ring current transformers	1	52 125	831	283 749
8504312400	Instrument current transformers with 1 kv ? rating voltage <	6 560	59 300	66 944	777 159
8504312900	Oth instrument current transformers with	-	110	-	1 886
8504314000	Intermediate frequency transformer power handling capacity ? 1 kva	50 749	342 199	313 333	2 180 227
8504319100	Oth transformers of kind used toys,scale or similar recreational models ? 1 kva	1 032	4 409	3 172	54 920
8504319200	Oth machting transformer having power handling capacity ? 1 kva	200	488	606	4 322
8504319910	Step up/down transformer,slide regulator stabilizer handling capacity ? 1 kva	30	1 712	247	8 082
8504319990	Oth transformers having power handling capacity ? 1 kva	72 735	560 148	576 094	4 236 296
8504321100	Matching transformers, power handling 1 kva < capacity ? 5 kva	10	10	325	325
8504321900	Oth matching transformers, pwr handling 1 kva < capacity ? 5 kva	-	123	-	1 095
8504322000	Oth transformers of kind used toys,scale smlar recr'nl models 1 kva < cap ? 5 kva	284	5 132	1 289	13 240
8504324900	Oth matching transform'r of pwr handling 5 kva < capacity ? 10 kva	-	120	-	1 400
8504325900	Oth matching transfmrs, power handling 10 kva < capacity < 16 kva	-	751	-	503
8504331900	Oth matching transfmrs high s-volt? 66kv 16 kva < capacity ? 500 kva	14	43	16	89
8504339900	Oth matching transformers power handling 16 kva < capacity ? 500 kva	21	337	1 160	1 703
8504341200	Oth matching transformers power capaity > 500 kva	32 422	35 681	127 420	183 347
8504341400	Oth instrum transform. side voltage<66kv power capacity> 15000 kva	-	12 396	-	96 000
8504342300	Oth instrument transform. with high side voltage ? 66 kv	-	250	-	144
8504342400	Matching transformer hav'g a power handling capacity >15000 kva	30 387	99 980	397 025	1 349 671
8504342900	Oth instrument transformer hav'g a power handling capacity >15000 kva	13 500	822 342	95 850	5 646 537
8504401100	Uninterrupted power supplies (ups)	3 182	28 472	108 769	858 774
8504401900	Other uninterrupted power supplies	355 950	2 984 693	10 443 308	87 693 722
8504402000	Battery chargers having a rating>100 kva	2 753	7 493	26 314	394 278
8504403000	Other rectifiers	462	4 682	21 400	86 709
8504404000	Inverters	46 235	295 482	1 793 354	10 175 856

Tabel 3 : Ekspor Indonesia menurut Komoditi (Kode HS 10 digit)
Export of Indonesia by Commodity (10 digit of HS Code)

September 2016
September

Kode H S H S Code	Uraian golongan barang Group description	Berat bersih / Net weight (Kg)		Nilai / Value F.O.B. (U S \$)	
		Bulan ini Current month	Kumulatif Cum. Jan. to date	Bulan ini Current month	Kumulatif Cum. Jan. to date
(1)	(2)	(3)	(4)	(5)	(6)
8504409000	Other static converter for automatic data processing machines&unit thereof	384 422	3 496 209	11 234 070	105 891 098
8504501000	Inductors for power supply for automatic data process mach&unit thrf,telecom app	16 746	258 209	1 615 401	14 750 780
8504502000	Chip type fixed inductors	64	348	2 287	11 294
8504509300	Other inductors, with power handling capacity ? 2500 kva	53	873	1 091	20 765
8504509400	Other inductors, with power handling 2500 kva < capacity ? 10000 kva	3 320	46 748	43 157	528 204
8504509500	Other inductors, with power handling capacity > 10000 kva	-	78	-	648
8504901000	Parts of goods of subheading 8504.10	54	720	7 892	26 643
8504902000	Parts of printed circuit assmb good sub heading 85044011,85044019,85045011	57 486	452 262	1 735 870	13 560 863
8504903100	Radiator panel,flat tube radiator assemb for distrib&power transformer ?10000 kva	-	927	-	147
8504903900	Oth part of electrical transformers of a capacity ? 10,000 kva	-	1 639	-	42 572
8504904100	Radiator panel,flat tube radiator assemb for distrib&power transformer >10000 kva	82	231	273	965
8504904900	Oth radiator panel a capacity >10000 kva	-	37	-	668
8504905000	Other, for inductors of capacity ? 2500 kva	-	3	-	361
8504906000	Other, for inductors of capacity > 2500 kva	-	2 530	-	25 713
8504909000	Other parts of electrical transformers, static converters & inductor	63 296	480 595	1 966 060	15 483 619
8505110000	Permanent magnet of metal	160 330	1 627 049	1 007 687	9 619 235
8505190000	Permanent magnet not of metal	60	19 687	42 107	164 487
8505200000	Electro magnetic couplings, clutches and brakes	150	21 784	2 218	44 918
8505900000	Other electro magnetic including parts	28 603	264 352	359 556	3 133 351
8506101000	Manganese dioxide having external volume ?300 cm3 of primary cell/batteries	2 631 633	26 765 771	6 894 093	70 096 806
8506109000	Manganese dioxide having external volume > 300 cm3 of primary cell/batteries	1 479 070	9 947 155	7 526 807	51 598 154
8506300000	Mercuric oxide of primary cell/batteries	135	32 186	2 100	210 847
8506400000	Silver oxide of primary cell/batteries	23 735	124 168	2 103 210	11 794 261
8506500000	Lithium of primary cell/batteries	360 752	2 987 663	17 566 764	141 202 634
8506609000	Air-zinc of primary cell/batteries having an external volume > 300 cm3	1 125	12 327	570	2 848
8506801000	Zinc carbon, having an external volume ? 300 cm3 of primary cell/batt	1 064 603	1 254 474	3 762 240	4 349 199
8506809100	Other primary cell/batteries having an external volume ? 300 cm3	34 574	2 739 748	209 185	9 805 430
8506809900	Other primary cell/batteries having an external volume > 300 cm3	47 162	552 414	5 267 511	48 224 432
8506900000	Parts of primary cells/batteries	84 729	860 428	1 172 823	10 442 440
8507101000	Lead-acid, for starting piston engine a kind used for aircraft	-	166	-	331
8507109200	Lead-acid, for starting piston engine used not for aircraft of height ? 13 cm	3	35	18	198
8507109300	Lead-acid, for starting piston engine used not for aircraft of height > 13 cm	4 903 390	31 472 795	9 519 386	62 332 873
8507109400	Oth lead-acid, for start piston engine used not for aircraft of height ? 13 cm	-	655	-	4 341
8507109900	Oth lead-acid, for start piston engine used not for aircraft of height > 13 cm	3 641 386	30 976 355	9 901 046	82 906 291
8507201000	Oth lead-acid accumulator of a kind used for aircraft	-	186	-	38 244
8507209100	Oth lead-acid accumulator of a kind used 13 cm < height ? 23 cm	179 222	179 222	421 546	421 546
8507209200	Oth lead-acid accumulator of a kind used a height > 23 cm	-	24 872	-	209 528
8507209300	Oth lead-acid accumulator of a kind used not for aircraft 13 cm < height ? 23 cm	-	92 606	-	238 563
8507209900	Oth lead-acid accumulator of a kind used not for aircraft a height > 23 cm	470	115 001	1 910	280 931

Tabel 3 : Ekspor Indonesia menurut Komoditi (Kode HS 10 digit)
Export of Indonesia by Commodity (10 digit of HS Code)

September 2016
September

Kode H S HS Code	Uraian golongan barang Group description	Berat bersih / Net weight (Kg)		Nilai / Value F.O.B. (U S \$)	
		Bulan ini Current month	Kumulatif Cum. Jan. to date	Bulan ini Current month	Kumulatif Cum. Jan. to date
(1)	(2)	(3)	(4)	(5)	(6)
8507309000	Other nickel-cadmium of a kind used for aircraft	-	96	-	3 227
8507500000	Nickel metal hydride	17 946	74 500	453 711	2 495 150
8507601000	Lithium ion accumulators of a kind used laptops includ notebook, subnotebooks	-	68	-	4 085
8507609000	Other lithium ion accumulators	96 449	591 495	9 450 934	55 880 540
8507801000	Oth accumulator of a kind used for aircraft	139	798	6 517	37 142
8507809100	Other accumulator of a kind used for laptops including notebook, subnotebooks	6	107	300	2 944
8507809900	Other accumulator of a kind used not for laptops including notebook, subnotebooks	250 935	2 498 055	1 011 528	9 841 892
8507901100	Plates of goods of other electric accumulators, include separators thereor	65	406	216	1 590
8507901900	Other of plate	9 387	63 058	28 325	194 325
8507909200	Battery separators,ready for use of material other than poly/vinyl chloride	318 011	2 146 333	990 327	6 389 558
8507909300	Part of goods of electric accumulator include separators thereor, whether	-	201	-	601
8507909900	Oth part of electric accumulator include separators thereor, whether or not	65 587	421 377	641 219	10 654 709
8508110000	Vacuum cleaner with self-contain elcmtr a power ? 1500 w, capacity ? 20 ltr	-	250	-	722
8508191000	Oth vacuum cleaners with self-contained elc.mtr a kind suitable for domestic use	-	225	-	961
8508199000	Oth vacuum cleaners not for domestic use	296	8 510	15 792	258 528
8508600000	Other vacuum cleaners	1 239	9 413	2 429	34 377
8508701000	Parts of vacuum cleaners capcty ? 20 l or a kind suit.for domestic used	-	6	-	118
8508709000	Other parts of vacum clean capcty ? 20 l or a kind suit.for domestic used	-	520	-	55
8509400000	Food grinder&mixer,fruit/vegetable juice extract with self- contained elect motor	171 618	1 745 130	1 019 952	10 273 482
8509801000	Floor polishers with self-contained electric motor	14	23 273	13	5 165
8509802000	Kitchen waste disposer with self-contained electric motor	22	22	177	177
8509809000	Oth electro-mechanic domestic appliances with self-contained	6 483	25 648	62 003	237 002
8509901000	Part of goods of floor polishers	1 193	27 553	4 105	199 933
8509909000	Other parts elect. mechanical domestic appliance, with self- cont.elect. motor	320	25 283	3 122	209 433
8510100000	Shavers, with self-contained electric motor	118 024	230 415	3 548 433	6 740 552
8510200000	Hair clippers, with self-contained electric motor	377 661	3 733 289	8 669 488	88 364 734
8510900000	Parts of shavers,hair clippers with self contained electric motor	27 389	121 555	763 558	2 070 292
8511101000	Sparking plugs suitable for aircraft engines	-	700	-	2 500
8511102000	Sparking plugs suitable for motor vehicles engines	13 961	104 906	202 574	1 258 661
8511109000	Other sparking plugs	254 244	1 744 132	3 931 350	26 440 301
8511201000	Ignition magnetos, magneto-dynamos, magnetic flywheels for aircraft/vehicle	-	56	-	85
8511202100	Ignition magnetos, magneto-dynamos, magnetic flywheels	-	4 457	-	58 925
8511202900	Oth ignition magnetos, magneto-dynamos, magnetic flywheels	5 099	44 329	58 576	539 383
8511209100	Oth ignition magnetos, magneto-dynamos, magnetic flywheels unassembled	220	2 160	78	762
8511209900	Oth ignition magnetos, magneto-dynamos, magtic flywheel not for aircraft/vehicle	224 171	2 218 014	411 683	4 044 987
8511304900	Unassmled distributors/ignition coil	21 520	258 420	802 675	8 321 729
8511309100	Unassembled distributors/ignition coil a ki suit. not for aircraft/vehicle engine	71	291	1 711	5 016
8511309900	Oth unassmled distributors/ignition coil suited not for aircraft/vehicle eng.	1 300	9 529	88 825	532 852
8511401000	Starter motors & dual purpose starter generator of a kind used aircraft eng	-	71	-	982
8511402100	Other unassembled starter motors for engine vehicle of car, transport&special	-	36	-	307
8511402900	Oth starter motors&dual purpose starter generators	12 076	100 780	113 218	971 130

Tabel 3 : Ekspor Indonesia menurut Komoditi (Kode HS 10 digit)
Export of Indonesia by Commodity (10 digit of HS Code)

September 2016
September

Kode H S HS Code	Uraian golongan barang Group description	Berat bersih / Net weight (Kg)		Nilai / Value F.O.B. (U S \$)	
		Bulan ini Current month	Kumulatif Cum. Jan. to date	Bulan ini Current month	Kumulatif Cum. Jan. to date
(1)	(2)	(3)	(4)	(5)	(6)
8511403200	Assembled starters motor for engine of vehicles of car transport person/goods	14 206	174 254	122 697	1 201 463
8511409100	Other starter motor for engine of transp cars person/goods,spesial purpose vhcle	895	2 817	32 574	37 452
8511409900	Other starter motor assembled	8 410	70 332	108 515	963 025
8511501000	Other generator of a kind used for aircraft engines unassembled	-	58	-	2 703
8511502900	Other unassembled alternators	37 500	48 155	88 283	118 771
8511503200	Assembled alternators for engine vehicle transportation for person/goods	99 986	583 974	1 000 654	5 588 998
8511509100	Other generators for engine vehicle of transportat'n	-	5 168	-	7 200
8511509900	Other generators	26 506	257 317	280 890	1 936 959
8511802000	Other equipment of electrical ignition a kind used for motor	397	4 187	5 518	65 606
8511809000	Other equipment of electrical ignition	17	34	90	194
8511901000	Parts of goods of elect ignition for use aircraft engines	-	9	-	218
8511902000	Parts of goods of elect ignition for use vehicle engine	391 524	2 808 271	3 078 215	21 057 252
8511909000	Parts of goods of elect ignition for use not for aircraft or vehicle engine	34 921	274 188	357 645	2 630 643
8512100000	Lighting/visual signalling equipment of a kind used on bicycles	3	145	312	522
8512202000	Unassembled lighting/visual signaling equipment	50 482	320 458	778 863	5 601 293
8512209100	Other lighting/visual signalling equip. for motorcycles	34 391	145 337	806 267	4 735 767
8512209900	Other lighting/visual signalling equip.	62 235	481 487	1 240 088	9 912 342
8512301000	Horns and serenes, assembled	207 004	1 705 786	2 215 306	17 920 892
8512302000	Unassembled sound signalling equipment	304	3 775	3 194	47 903
8512309100	Other sound signal equip.obstacle detect device for vehicles	-	1 177	-	38 166
8512309900	Other sound signalling equipment	20 937	182 262	604 027	4 227 257
8512400000	Windscreen wiper, defroster & demisters	164 864	1 076 532	2 132 611	13 582 182
8512901000	Parts of goods of lighting or vis. light	10 162	97 526	804 809	6 545 548
8512902000	Parts of goods of lighting, sound signal or windscreen wipers, defroster&demisters	594 759	4 924 135	5 860 683	42 535 391
8513101000	Miners helmet lamps	15 794	33 682	111 911	264 947
8513109000	Other portable electric lamps	15 048	182 722	361 645	3 574 070
8513901000	Part of portable elect lamp of miner's helmet or quarrymen's lamp	-	130	-	459
8513903000	Parts of flashlights reflectors; switch sliders of plastics	149	3 990	4 699	129 975
8513909000	Oth part of portable elect lamp designed	3 938	34 554	1 688	119 558
8514100000	Resistance heated furnaces and ovens	266	29 806	1 630	222 716
8514202000	Electric furnaces or ovens for the mnfcr of printed circuit board/assembles	-	983	-	2 901
8514209000	Oth furnaces/oven function by induction or dielectric loss	-	231	-	102 746
8514309000	Other furnaces and ovens	138	28 052	1 024	84 294
8514400000	Oth equipment for the heat treatment of materials by induction/dielectric loss	3 145	28 328	58 933	273 153
8514902000	Part of industrial/laboratory electric furnaces/oven for manufact.of PCB/PWB	-	7	-	344
8514909000	Other industrial/lab.elec. furnaces and ovens incl.by induction or dielect.loss	3 055	5 782	22 786	132 666
8515110000	Soldering irons and guns	-	1 659	-	47 607
8515191000	Mach and app for soldering component on PCB/printed wiring boards	-	5 993	-	98 875
8515199000	Other brazing/soldering machines and apparatus	85	2 033	300	34 065
8515210000	Mach and app for resistance welding of metal, fully or partly automatic	-	2 362	-	17 955
8515290000	Mach and app for resistance welding of metal, non-automatic	10 509	36 923	84 386	227 781
8515310000	Mach and app for arc welding of metal, fully or partly automatic	-	16 108	-	194 861
8515391000	AC arc welders, transformer type, non- automatic	-	31 180	-	36 326

Tabel 3 : Ekspor Indonesia menurut Komoditi (Kode HS 10 digit)
Export of Indonesia by Commodity (10 digit of HS Code)

September 2016
September

Kode H S HS Code	Uraian golongan barang Group description	Berat bersih / Net weight (Kg)		Nilai / Value F.O.B. (U S \$)	
		Bulan ini Current month	Kumulatif Cum. Jan. to date	Bulan ini Current month	Kumulatif Cum. Jan. to date
(1)	(2)	(3)	(4)	(5)	(6)
8515399000	<i>Oth machine and apparatus for arc welding of metals, not automatic</i>	-	91 807	-	684 588
8515801000	<i>Electric mach & app for hot spraying of metals/sintered metal carbides</i>	438	601	31 218	32 466
8515809000	<i>Oth electric mach & app for hot spraying of metals/sintered metal carbides</i>	-	15 089	-	427 743
8515901000	<i>Parts of AC arc welder, transformer type</i>	90	784	2 400	5 142
8515902000	<i>Part of mach&app for soldering component on PCB/printed wiring boards</i>	1	58	4 511	9 804
8515909000	<i>Oth electric machines & apparatus</i>	615	108 784	24 478	3 918 366
8516101010	<i>Water dispenser fitted w/ solely water heater for domestic use</i>	7 248	197 005	9 381	515 127
8516101090	<i>Water dispenser fitted w/ solely water heater for other use</i>	4 092	40 340	59 729	369 186
8516103000	<i>Electric immersion water heaters</i>	60	881	262	5 986
8516210000	<i>Storage heating radiators</i>	-	4	-	44
8516290000	<i>Oth electric space heating apparatus and electric soil heating apparatus</i>	-	4 452	-	27 732
8516310000	<i>Hair dryers</i>	113	7 469	1 569	38 218
8516320000	<i>Other hair-dressing apparatus</i>	30	1 928	813	27 158
8516330000	<i>Hand-drying apparatus</i>	-	460	-	1 093
8516401000	<i>Elect. smoothing irons of kind designed to use steam from the indust boilers</i>	1 500	2 796	28 620	40 740
8516409000	<i>Other electric smoothing irons</i>	1 689 087	10 640 897	17 176 667	108 909 268
8516500000	<i>Microwave ovens</i>	110	4 181	308	4 940
8516601000	<i>Rice cookers</i>	85 082	609 056	391 015	2 754 525
8516609000	<i>Oth ovens; cookers,cooking plates, boiling rings,grillers & roasters</i>	84 368	870 079	384 225	4 165 431
8516710000	<i>Coffee/tea makers</i>	754 189	4 568 184	7 110 680	44 369 781
8516720000	<i>Toasters</i>	232	636	1 464	2 055
8516791000	<i>Kettles</i>	3 218	28 779	53 276	421 375
8516799000	<i>Other electro-thermic appliances</i>	38 386	243 757	402 662	2 881 995
8516801000	<i>Elect heatin resistor for type-founding or type-setting mach;for indust. furnace</i>	-	2	-	417
8516803000	<i>Elect heatin resistor for type-founding /type-setting mach;for domestic furnaces</i>	1	9 087	175	90 061
8516809000	<i>Other electric heating resistors</i>	558	3 900	6 896	53 287
8516902900	<i>Sealed hotplates for other appliances</i>	72	14 289	1 044	550 958
8516903000	<i>Parts of electric instantaneous/storage water heaters & immersion heaters</i>	-	274	-	3
8516904000	<i>Part of electric heatin resstor for type founding/type-setting mach</i>	-	0	-	70
8516909000	<i>Oth part of electric heating resstor for type-founding/type-setting mach</i>	53 887	345 017	1 343 184	7 844 908
8517110000	<i>Line telephone set with cordless handset</i>	-	5 416	-	1 490 245
8517120000	<i>Telephones for cellular networks or for other wireless networks</i>	4 924	229 383	776 295	11 457 452
8517180000	<i>Other telephone sets</i>	20 384	141 833	1 402 229	8 569 189
8517610000	<i>Base stations</i>	1 842	95 781	1 305	5 985 669
8517621000	<i>Radio transmitters/receivers for simult. interpretaion at multiligual conference</i>	219	231 473	47 066	1 352 703
8517622100	<i>Control & adaptor units, incl. gateways, bridges and routers</i>	2 660	13 577	70 697	911 185
8517622900	<i>Oth control & adaptor units, including gateways,bridges and routers</i>	1 595	12 098	80 522	1 170 475
8517623000	<i>Telephonic or telegraphic switching apparatus</i>	8	92	316	706
8517624100	<i>Modems including cable modems and modem cards</i>	155	3 384	32 741	401 393
8517624900	<i>Oth app for carrier-current line system or for digital line systems</i>	60	764	27 236	277 734
8517625100	<i>Wireless LANs</i>	49	3 680	425	45 312
8517625300	<i>Oth transmission apparatus for radio- telephony/radio- telegraphy</i>	11	211	32 758	47 982
8517625900	<i>Oth transmission app incorporating reception apparatus; others</i>	74	616	14 688	75 408

Tabel 3 : Ekspor Indonesia menurut Komoditi (Kode HS 10 digit)
Export of Indonesia by Commodity (10 digit of HS Code)

September 2016
September

Kode H S HS Code	Uraian golongan barang Group description	Berat bersih / Net weight (Kg)		Nilai / Value F.O.B. (U S \$)	
		Bulan ini Current month	Kumulatif Cum. Jan. to date	Bulan ini Current month	Kumulatif Cum. Jan. to date
(1)	(2)	(3)	(4)	(5)	(6)
8517626100	<i>Oth transmission apparatus for radio- telephony/radio-telegraphy</i>	8	8	382	382
8517626900	<i>Oth transmission apparatus for radio- telephony/radio-telegraphy; others</i>	93	421	9 378	545 198
8517629100	<i>Portable receiver for call,alert/paging and paging alert devices, incl. pagers</i>	604	6 311	229 005	1 946 585
8517629200	<i>Portable receiver for radio-telephony or radio-telegraphy</i>	-	15	-	67
8517629900	<i>Other portable receivers</i>	5 031	133 336	128 940	2 137 237
8517690000	<i>Other apparatus for transmission or reception of voices; others</i>	685	7 952	27 034	110 384
8517701000	<i>Parts of control and adaptor units including gateways, bridges, routers</i>	27 439	287 777	7 329 389	41 535 787
8517702100	<i>Parts of cellular telephones</i>	734	11 767	39 794	575 483
8517702900	<i>Oth parts of control and adaptor units including gateways, bridges, routers</i>	9 102	80 695	2 846 810	18 713 712
8517703200	<i>Oth PCB of goods for radio-telephony or radio-telegraphy; assembled</i>	216	216	21 600	21 600
8517703900	<i>Oth printed circuit board; assembled</i>	617	1 786	58 314	192 729
8517704000	<i>Aerials/antennae used w/ app. for radio- telephony or radio-telegraphy</i>	361	2 522	2 492	34 565
8517709200	<i>Oth aerials/antennae of goods for radio- telephony or radio-telegraphy</i>	93	165	12 803	51 832
8517709900	<i>Other aerials or antennae</i>	16 144	498 219	126 162	3 324 605
8518101100	<i>Microphones having a frequency range of 300 hz to 3.4 khz</i>	6	31	250	3 699
8518101900	<i>Other microphones, whether or not with their stands</i>	53 341	740 703	257 560	2 765 785
8518109000	<i>Other microphones</i>	14 463	85 357	403 849	3 115 687
8518211000	<i>Box type of single loudspeakers, mounted in their enclosures</i>	276 423	2 358 866	2 048 418	18 154 513
8518219000	<i>Oth type of single loudspeakers mounted in their enclosures</i>	122 436	1 065 259	704 845	6 401 714
8518221000	<i>Box type of multiple loudspeakers, mounted in their enclosures</i>	21 014	64 313	70 535	261 509
8518229000	<i>Oth type of multiple loudspeakers mounted in their enclosures</i>	710 744	5 371 921	6 822 186	52 455 894
8518292000	<i>Loudspeakers,without enclosure, having a freq 300 hz to 3.4 khz</i>	24	738	340	11 763
8518299000	<i>Oth loudspeakers, not mounted in their enclosure</i>	1 152 202	9 287 677	8 669 962	66 127 845
8518301000	<i>Headphones</i>	763	10 505	48 714	1 611 413
8518302000	<i>Earphones</i>	4 970	44 406	301 756	2 842 024
8518304000	<i>Line telephone handsets</i>	-	407	-	77
8518305900	<i>Oth combined microphone/speaker set, for other puprposes</i>	13	3 635	13	46 003
8518309000	<i>Other headphones and earphones, combined w/ microphone/speaker sets</i>	16 206	129 895	731 862	5 950 265
8518403000	<i>Audio-freq elec. amplifier used as repeaters in oth than line telephony</i>	45	45	31 729	31 729
8518404000	<i>Oth audio-freq elec. amplifier,have 6 or more input signal line</i>	1 304	41 813	8 039	248 617
8518409000	<i>Other audio-freq elec. amplifier</i>	85 713	1 041 351	1 165 048	14 707 742
8518501000	<i>Elec. sound ampli. set having power rating of 240W or more</i>	85 276	618 493	1 163 044	8 706 365
8518502000	<i>Oth elec. sound amplifier w/ loudspeaker 50V <= voltage rating <= 100V</i>	-	9 348	-	240 993
8518509000	<i>Oth electric sound amplifier</i>	83 708	840 729	2 292 040	22 600 863
8518901000	<i>Part of microphone,loudspeaker,telephone handset,audio-freq elec. amplifier</i>	461 349	3 330 519	2 474 028	18 294 774
8518902000	<i>Part of oth audio-freq elec. amplifier, have 6 or more input signal line</i>	62	228	55 521	182 644
8518903000	<i>Part of single/multiple loudspeaker</i>	-	1 930	-	17 283
8518909000	<i>Part of oth electric sound amplifier set</i>	167 649	1 447 085	4 179 724	29 491 579
8519202000	<i>Record player operated by others</i>	28	445	1 024	14 414
8519300000	<i>Turntables (record-decks)</i>	-	12 149	-	52 137

Tabel 3 : Ekspor Indonesia menurut Komoditi (Kode HS 10 digit)
Export of Indonesia by Commodity (10 digit of HS Code)

September 2016
September

Kode H S HS Code	Uraian golongan barang Group description	Berat bersih / Net weight (Kg)		Nilai / Value F.O.B. (U S \$)	
		Bulan ini Current month	Kumulatif Cum. Jan. to date	Bulan ini Current month	Kumulatif Cum. Jan. to date
(1)	(2)	(3)	(4)	(5)	(6)
8519500000	Telephone answering machines	-	1	-	10
8519811000	Pocket size cassette recorders,dimension not exceed 170 x 100 x 45 mm3	-	339	-	2 225
8519812000	Cassette recorder,with ampli/loudspeaker operating only w/ ext. source of power	-	47	-	671
8519813000	Compact disc player	12	6 309	471	58 131
8519814900	Transcribing machines for other purposes	3	1 937	21	82 497
8519816900	Magnetic tape recorder incorp sound repro for other puprposes	-	1 019	-	11 949
8519819900	Oth sound recorder suitable for other puprposes	39	103	8 798	11 379
8519899000	Cinematographic sound reproducers for other puprposes	208	5 167	17 603	621 317
8521101000	Magnetic tape-type used in cinematography or TV broadcasting	-	15	-	35
8521109000	Magnetic tape-type used in other purpose	-	16 247	-	59 572
8521901100	Laser disc player used in cinematography or TV broadcasting	-	23	-	49
8521901900	Laser disc player used in other purpose	-	2 871	-	581 508
8521909900	Oth magnetic tape-type used in other puprposes	1 607 982	11 424 142	46 641 840	305 783 713
8522100000	Pick-up cartridges	11 942	94 575	688 750	5 765 997
8522902000	Printed circuit board assemblies for telephone answering machine	5	3 415	25	31 025
8522903000	PCB assemblies for cinematographic sound recorders or reproducers	-	13	-	474
8522904000	Audio/video tapedecks and compact disc mechanisms	212 482	1 512 537	5 055 550	35 644 810
8522909100	Oth parts&accessories of cinematographic sound recorders/reproducers	-	1	-	3
8522909300	Oth parts&accessories for sound/audio recording/reproducing (magnetic/optical)	70 684	628 315	838 325	8 422 742
8522909900	Oth parts&accessories for other sound or audio recording/reproducing	4 972	71 431	307 962	3 775 338
8523211000	Magnetic media card,incorporating a magnetic stripe; unrecorded	-	1	-	20
8523219000	Magnetic media card,incorporating a magnetic stripe; recorded	26	1 211	25 196	62 127
8523291100	Magnetic computer tapes,width <= 4mm; unrecorded	-	12	-	420
8523291900	Other magnetic tapes,width <= 4mm; unrecorded	87 505	680 222	408 698	3 084 131
8523292100	Magnetic video tapes, width <= 4mm; recorded	-	115	-	821
8523292900	Magnetic tapes (oth than video tapes) width <= 4mm; recorded	-	179	-	2 910
8523293100	Magnetic computer tapes,4mm<width<=6,5mm ;unrecorded	12	206	17	1 069
8523293900	Other magnetic tapes,4mm<width<=6,5mm ;unrecorded	-	24	-	2 481
8523294900	Oth magnetic computer tapes,4mm<width <= 6,5mm;unrecorded	-	25	-	160
8523295100	Magnetic computer tapes,width > 6,5mm; unrecorded	-	57	-	42
8523295900	Oth magnetic tapes, width > 6,5mm unrecorded	-	36	-	242
8523296100	Magnetic tapes width >6,5mm;recorded for storage media	-	3	-	115 000
8523296900	Oth magnetic tapes, width > 6,5mm ;recorded, for other puprposes	-	1 009	-	16 795
8523297100	Computer hard disc and diskette ;unrecorded	1 904	171 262	61 251	324 782
8523297900	Other magnetic discs; unrecorded	-	5	-	60
8523298100	Magnetic disc for reproducing phenomena not sound/image for computer;recorded	-	1 155	-	355
8523298300	Oth magnetic disc reproducing represent. by means of an auto. data process. mach	66	247	794	13 522
8523299100	Magnetic media oth than disc for computer use;unrecorded	-	1 082	-	20 950

Tabel 3 : Ekspor Indonesia menurut Komoditi (Kode HS 10 digit)
Export of Indonesia by Commodity (10 digit of HS Code)

September 2016
September

Kode H S HS Code	Uraian golongan barang Group description	Berat bersih / Net weight (Kg)		Nilai / Value F.O.B. (U S \$)	
		Bulan ini Current month	Kumulatif Cum. Jan. to date	Bulan ini Current month	Kumulatif Cum. Jan. to date
(1)	(2)	(3)	(4)	(5)	(6)
8523299200	Magnetic media oth than disc for oth than computer use;unrecorded	-	220	-	563
8523299400	Magnetic media oth than disc for oth than computer use;recorded	115	1 807	1 290	24 000
8523299500	Oth magnetic media reprod. sound/image proprietary format storag media;not disc	4	4	112	112
8523299900	Other magnetic media (not disc)	-	1 713	-	435 241
8523411000	Optical media, unrecorded, for computer use	-	5	-	5
8523419000	Optical media, unrecorded, for other use	475	15 449	18 589	546 609
8523491200	Educational, technical, scientific, historical/cultural disc;sound only	-	35	-	670
8523491300	Other kind of disc; sound only	-	52	-	2 509
8523491400	Disc for laser reading system for repro. represent. of instruct,data,sound,etc	2	2	1 900	1 900
8523491990	Other cinematographic films;optical	17	25	205	218
8523499300	Oth disc for laser reading systems for reproducing others	-	259	-	2 399
8523499900	Oth disc for laser reading systems	21	1 531	361	180 121
8523511100	Solid-state non-volatile storage devices suitable for computer use;unrecorded	-	46	-	10 490
8523511900	Solid-state non-volatile storage devices for other use;unrecorded	-	370	-	70 815
8523512100	Solid-state non-volatile storage devices suitable for computer use;recorded	2	3	3 339	3 502
8523512900	Solid-state non-volatile storage devices for other use;recorded	2 321	30 174	343 200	4 408 830
8523513000	Solid-state non-volatile storage devices for repro. data,sound/image,etc	19	152	13 847	28 792
8523519090	Other cinematographic film;semiconductor	1	35	5	22 414
8523520000	"Smart cards"	21 122	2 420 037	751 622	8 043 160
8523591000	Proximity cards and tags;semiconductor	10	22 203	449	92 976
8523592100	Oth semiconductor media,unrecorded, suitable for computer use	-	88 903	-	547 401
8523599000	Other semiconductor media	20	122	40	171
8523805100	Oth solid-state non-volatile storage dev. ;unrecorded,for computer use	-	7 202	-	64 651
8523805900	Oth solid-state non-volatile storage dev. ;unrecorded,for other use	21 767	60 224	160 625	491 092
8523809100	Oth solid-state non-volatile storage dev. ;recorded, reprod. not sound/image	1 453	6 952	19 910	108 057
8523809200	Oth solid-state non-volatile storage dev. ;recorded, reproducing others	2	202	42	5 638
8523809900	Other solid-state non-volatile storage device	286	1 825	92 881	349 786
8525500000	Transmission apparatus	31	674	2 007	45 051
8525600000	Transmission apparatus incorporating reception apparatus	222	1 524	171	86 303
8525801000	Web cameras	56	1 013	57	63 573
8525803100	Video camera recorders,used in broadcasting	1 154	2 093	211 486	363 462
8525803900	Video camera recorders,used in other purposes	78 162	493 545	11 622 377	70 991 446
8525804000	Television camera	1 174	1 901	1 440 388	2 053 753
8525805010	Pocket camera	-	536	-	10 800
8525805020	DSLR camera	-	164	-	83 575
8525805090	Other digital cameras	6 948	33 369	157 509	937 666
8526101000	Radar app.,ground based,use in civil aircraft,used solely on sea-going vessel	-	2 416	-	6 350
8526109000	Other radar apparatus	-	4 503	-	1 950 355
8526911000	Radio navigational aid app.,use in civil aircraft,used solely on sea-going vessel	3	21	1 553	3 275
8526919000	Other radio navigational aid apparatus	79 300	798 700	5 849 063	50 139 021
8526920000	Radio remote control apparatus	102 678	1 096 969	1 098 294	17 775 613
8527120000	Pocket-size radio cassette-players	8	50	530	1 144
8527131000	Oth radio broadcast receiver combined w/ sound recording/reprod. app;portable	1	28	50	1 166

Tabel 3 : Ekspor Indonesia menurut Komoditi (Kode HS 10 digit)
Export of Indonesia by Commodity (10 digit of HS Code)

September 2016
September

Kode H S HS Code	Uraian golongan barang Group description	Berat bersih / Net weight (Kg)		Nilai / Value F.O.B. (U S \$)	
		Bulan ini Current month	Kumulatif Cum. Jan. to date	Bulan ini Current month	Kumulatif Cum. Jan. to date
(1)	(2)	(3)	(4)	(5)	(6)
8527139000	<i>Oth radio broadcast receiver combined w/ sound recording/reprod. app; notportable</i>	-	116	-	28 461
8527191900	<i>Reception app capable of plan,manage& monitor electromag spectrum;not portable</i>	30	447	10	14 860
8527199900	<i>Oth reception app.;not portable</i>	80 746	644 670	1 816 717	14 169 956
8527210000	<i>Radio-broadcast receiver,use ext source power combined with sound record app</i>	484 340	3 115 656	15 085 270	98 467 704
8527290000	<i>Radio-broadcast receiver,use ext source power not combined with sound record app</i>	68 169	586 943	1 827 863	15 542 503
8527911000	<i>Oth radio-broadcast receiver,ext source power combined w/ sound record;portable</i>	-	41	-	525
8527919000	<i>Oth radio-broadcast receiver,ext source power comb. w/ sound record;not portable</i>	12 500	100 242	74 050	622 772
8527999900	<i>Oth radio-broadcast receiver;not portable comb. w/ others,operated by oth</i>	-	5 403	-	467 397
8528411000	<i>Colors cathode-ray tube monitor,used in automatic data processing system</i>	109	3 178	14 361	260 500
8528412000	<i>B/W cathode-ray tube monitor,used in automatic data processing system</i>	-	43	-	4 475
8528491000	<i>Oth color cathode-ray tube monitor,used in automatic data processing system</i>	-	790	-	2 161
8528492000	<i>Oth B/W cathode-ray tube monitor,used in automatic data processing system</i>	1 660	1 711	996	19 917
8528511000	<i>Projection type flat panel display unit used in automatic data processing system</i>	5 168	29 275	67 016	372 945
8528512000	<i>Oth projection type flat panel display units, color</i>	138 045	1 346 050	3 526 500	34 527 518
8528513000	<i>Oth projection type flat panel display units, B/W</i>	-	314	-	18 429
8528591000	<i>Other monitor, colour</i>	56 389	834 338	3 588 125	44 268 869
8528592000	<i>Other monitor, B/W</i>	-	279	-	111 162
8528611000	<i>Projector,flat panel display type use in automatic data processing system</i>	-	191	-	11 314
8528619000	<i>Oth projector,flat panel display type, used in automatic data processing system</i>	-	4 342	-	9 959
8528691000	<i>Oth projector,have capability of projecting on a screen >=300 inches</i>	-	5 496	-	1 459
8528699000	<i>Oth projector,have capability of projecting on a screen <300 inches</i>	856	2 784	240	9 832
8528711100	<i>Set top box which have a communication functions, mains operated</i>	1 350 915	10 401 978	63 683 601	502 793 888
8528711900	<i>Set top box which have a communication functions, operated by other</i>	1	1	43	43
8528719100	<i>Oth set top box, have a communication functions, mains operated</i>	-	1	-	30
8528719900	<i>Oth set top box, have a communication functions, operated by other</i>	236	468	5 534	34 998
8528721000	<i>Oth reception app. for TV,colour, battery operated</i>	18	41	471	984
8528729100	<i>Cathode-ray tube type</i>	27 731	163 545	102 780	1 090 754
8528729200	<i>LCD,LED,and oth flat panel display type</i>	800 705	5 593 203	19 445 921	134 597 718
8528729900	<i>Oth reception app. for TV,colour, not battery operated</i>	14	10 765	179	99 590
8528730000	<i>Oth reception apparatus for TV, B/W</i>	-	1	-	8
8529102100	<i>Parabolic aerial reflector dishes for TV reception</i>	1 821	11 335	3 455	17 378
8529102900	<i>Oth parabolic aerial reflector dish for TV reception</i>	1 652	28 330	4 261	61 982
8529103000	<i>Telescopic, rabbit & dipole antennae for TV or radio receivers</i>	154	1 703	2 508	26 903
8529104000	<i>Aerial filters and separators</i>	1	678	1 051	12 508
8529106000	<i>Feed horns (wave guide)</i>	-	218	-	8 578
8529109200	<i>Oth aeriels&aerials reflector,used with transmission app. for radio-broadcast/TV</i>	16 673	165 705	268 573	1 877 064
8529109900	<i>Oth aeriels&aerials reflector,used with transmission app. for oth purposes</i>	12 631	91 224	3 330 666	27 204 473
8529902000	<i>Part of decoder for use w/ transmission, radar&reception app. ,monitor&projector</i>	170	238	14	12 116

Tabel 3 : Ekspor Indonesia menurut Komoditi (Kode HS 10 digit)
Export of Indonesia by Commodity (10 digit of HS Code)

September 2016
September

Kode H S HS Code	Uraian golongan barang Group description	Berat bersih / Net weight (Kg)		Nilai / Value F.O.B. (U S \$)	
		Bulan ini Current month	Kumulatif Cum. Jan. to date	Bulan ini Current month	Kumulatif Cum. Jan. to date
(1)	(2)	(3)	(4)	(5)	(6)
8529904000	Part of digital/video camera,use with trans.,radar&recept. app.,monitor&proj.	720	5 805	79 210	667 857
8529905100	Oth printed circuit board; assembled, for transmission apparatus	-	296	-	3 232
8529905200	Oth printed circuit board; assembled, for radio-broadcast receiver	53 822	254 793	1 991 138	17 749 938
8529905300	Oth printed circuit board; assembled, for flat panel display monitor/projector	874	5 758	35 782	268 542
8529905400	Oth printed circuit board; assembled, for TV receivers	89	1 253	2 696	106 926
8529905500	Oth printed circuit board; assembled, for other monitor/projector	-	12 165	-	7 881
8529905900	Oth printed circuit board; assembled, for other goods	76 298	186 862	2 352 690	10 201 041
8529909100	Oth printed circuit board;not assembled, for television receivers	179 923	2 238 337	14 272 544	149 823 961
8529909400	Oth printed circuit board;not assembled, for flat panel display	6 990	30 053	136 614	921 601
8529909900	Oth printed circuit board;not assembled, for other goods	214 291	1 291 775	2 868 593	16 753 950
8530800000	Equipment for roads,inland waterways, parking facility,port install,airfields	-	2	-	18
8530900000	Part of equipment railways,tramways,road ,waterway,parking facility,etc	-	2	-	159
8531101000	Burglar alarms	-	108	-	2 464
8531102000	Fire alarms	17	1 224	48	1 218
8531103000	Smoke alarms;portable personal alarm (shrill alarm)	3	3	549	549
8531109000	Other alarms and similar apparatus	50 061	349 732	1 434 898	10 059 414
8531200000	Indicator panel incorporating LCD/LED	2 843	30 851	391 638	3 696 645
8531801900	Other electronic bells and sound signalling apparatus	314	344	13 861	14 683
8531802900	Oth flat panel displays (including electroluminescence,plasma,&oth tech.)	3	158	99	2 146
8531809000	Other electric sound/visual signalling apparatus	313	5 742	9 360	94 677
8531901000	Part of panel indicator,electric sound/ visual signalling app,flat panel display	233	1 811	17 123	210 055
8531903000	Part of other bells/sound signalling apparatus	-	4	-	201
8531909000	Part of other electric sound or visual signalling apparatus	4 285	48 083	137 834	1 858 117
8532100000	Fixed capacitor desgned for use in 50/60 Hz circuit, reactive power >=0.5 kvar	1	18 607	1	27 544
8532210000	Tantalum	20 165	248 688	21 802 046	149 427 103
8532220000	Aluminium electrolytic	670 028	5 679 021	15 442 404	131 700 537
8532230000	Ceramic dielectric,single layer	108 476	984 876	1 860 295	16 816 581
8532240000	Ceramic dielectric,multi layer	1	46 049	3	170 347
8532250000	Dielectric of paper or plastic	2 319	26 900	184 365	1 555 333
8532290000	Other fixed capasitor	60 118	563 874	7 897 812	66 855 678
8532300000	Variable/adjustable (pre-set) capacitors	175	1 659	5 665	21 894
8532900000	Parts of fixed electrical capasitor	3 501	10 518	146 051	479 060
8533101000	Fixed carbon resistors, composition/film type; surface mounted	-	2 781	-	224 167
8533109000	Fixed carbon resistors, composition/film type; not surface mounted	409	2 291	6 464	63 237
8533210000	Oth fixed resistors for a power handling capacity not exceeding 20W	179 194	1 549 218	6 211 185	50 724 167
8533290000	Oth fixed resistors for a power handling capacity exceeding 20W	43 495	395 786	851 551	8 212 832
8533310000	Wirewound variable resistors, rheostats, for a power handling capacity <= 20W	2	82	127	9 166
8533390000	Wirewound variable resistors, rheostats, for a power handling capacity > 20W	5 038	64 340	182 564	1 897 013
8533400000	Other variable resistors, including rheostats and potentiometers	32 404	184 346	951 441	5 831 484

Tabel 3 : Ekspor Indonesia menurut Komoditi (Kode HS 10 digit)
Export of Indonesia by Commodity (10 digit of HS Code)

September 2016
September

Kode H S HS Code	Uraian golongan barang Group description	Berat bersih / Net weight (Kg)		Nilai / Value F.O.B. (U S \$)	
		Bulan ini	Kumulatif	Bulan ini	Kumulatif
		Current month	Cum. Jan. to date	Current month	Cum. Jan. to date
(1)	(2)	(3)	(4)	(5)	(6)
8533900000	Parts of fixed resistors	28 101	287 837	996 997	10 906 535
8534001000	Printed circuits, single-sided	96 523	751 784	1 125 684	11 171 674
8534002000	Printed circuits, double-sided	31	2 722	1 012	139 127
8534003000	Printed circuits, multi-layer	402	3 774	714	186 898
8534009000	Other printed circuits	16 833	415 871	5 002 825	45 182 562
8535100000	Fuses, for a voltage > 1000V	9	1 892	2 595	52 279
8535211000	Automatic circuit breakers for a voltage < 72,5 KV; moulded case type	-	2 702	-	19 742
8535219000	Automatic circuit breakers for a voltage < 72,5 KV; other type	562	5 397	27 432	182 100
8535290000	Automatic circuit breakers for a voltage >= 72,5 KV	11 164	190 979	12 424	130 625
8535301100	Disconnecter having a voltage < 36 KV	-	24	-	360
8535301900	Disconnecter having a voltage >= 36 KV	-	16 405	-	714 795
8535302000	Isolating switch&make-and-break switch for a voltage of >= 66 KV	79 032	435 962	819 586	7 142 637
8535309000	Isolating switch&make-and-break switch for a voltage of < 66 KV	128	5 911	5 245	19 586
8535400000	Lightning arresters,voltage limiters and surge suppressors	726	6 476	163 551	1 272 835
8535901000	Bushing and tap changer assemblies for electricity distrib/power transformers	1 207	7 380	36 879	241 963
8535909000	Oth bushing and tap changer assembl. for electricity distrib/power transformers	92 272	1 029 556	455 934	4 924 091
8536101100	Thermal fuses glass type for use in electric fans	75	5 547	7	423 870
8536101200	Thermal fuses glass type for use in others, for a current of less than 16 A	-	845	-	4 637
8536101300	Fuse blocks,of a kind used for motor vehicles	9 560	110 350	154 554	1 781 498
8536101900	Oth thermal fuses glass type	2 463	6 948	6 295	19 306
8536109100	Oth fuses for use in electric fans	-	404	-	12 197
8536109200	Oth fuses for use in other,for a current of less than 16 A	-	46	-	229
8536109300	Oth fuse blocks,of a kind used for motor vehicles	4	11	324	344
8536109900	Other fuses	1 378	920 155	40 779	5 280 843
8536201100	Automatic circuit breaker;moulded case, for a current of less than 16 A	-	5 236	-	73 870
8536201200	Automatic circuit breaker;moulded case, for a current >16A but <=32A	-	6 446	-	95 941
8536201300	Automatic circuit breaker;moulded case, for a current >32A but <=1000A	-	19 297	-	186 828
8536201900	Automatic circuit breaker;moulded case, for a current >1000A	24 636	200 507	848 544	7 242 529
8536202000	Automatic circuit incorporated into electro-thermic domestic appliances	423	2 186	3 720	37 107
8536209900	Automatic circuit incorporated into oth, a current >= 16A	-	6 383	-	703 551
8536301000	Lightning arresters for protecting electrical circuits	-	981	-	2 934
8536302000	Electrical circuit protector used in radio equipment/electric fans	3 214	10 745	51 943	172 032
8536309000	Oth apparatus for protecting electrical circuits	121	7 332	36 378	552 640
8536411000	Digital relays,voltage <= 60V	9 359	68 267	269 088	1 800 311
8536414000	Oth relays,voltage <= 60V,a current <16A	11	582	990	59 854
8536419000	Relays used in other equipment, voltage <= 60V	162 280	966 573	5 312 560	33 525 725
8536491000	Digital relays,voltage > 60V	11 209	65 999	316 013	1 934 261
8536499000	Other relays,voltage > 60V	333 357	3 061 582	7 882 482	71 381 442
8536502000	Over-current and residual-current automatic switches	58 265	394 903	1 261 082	10 467 684
8536503300	High inrush switch,of a rated current carrying capacity < 16A	-	101 041	-	228 244
8536503900	Other high inrush switches	75 644	540 654	3 918 445	31 101 015
8536504000	Miniature switches for rice cookers or oven toasters	365	926	41	225
8536505100	Electronic AC switch,voltage<=1000V, for a current < 16A	-	4 217	-	73 360
8536505900	Electronic AC switch,voltage<=1000V, for a current >= 16A	12	842	30	34 924

Tabel 3 : Ekspor Indonesia menurut Komoditi (Kode HS 10 digit)
Export of Indonesia by Commodity (10 digit of HS Code)

September 2016
September

Kode H S HS Code	Uraian golongan barang Group description	Berat bersih / Net weight (Kg)		Nilai / Value F.O.B. (U S \$)	
		Bulan ini Current month	Kumulatif Cum. Jan. to date	Bulan ini Current month	Kumulatif Cum. Jan. to date
(1)	(2)	(3)	(4)	(5)	(6)
8536506100	Make&break switch used in domestic elec. wiring,<=500V,for a current < 16A	644	780	23 630	23 790
8536506900	Make&break switch used in domestic elec. wiring,<=500V,for a current >= 16A	45	1 045	3 196	38 990
8536509200	Oth make&break switch used in domestic elec. wiring,>500V,use in elec. fans	805	11 439	4 018	19 187
8536509500	Oth make&break switch,>500V,starters for electric motors or fuse switches	28 393	219 051	823 400	6 198 908
8536509900	Oth make&break switch,>500V	189 682	1 506 595	6 411 301	49 152 789
8536611000	Lamp holder used for compact lamps or halogen lamps	65	2 712	1 593	15 729
8536619100	Lamp holder used for oth lamps,a current < 16A	-	67	-	1 751
8536619900	Lamp holder used for oth lamps,a current >= 16A	-	48	-	313
8536691200	Telephone plugs for a current < 16A	-	4 955	-	10 522
8536691900	Telephone plugs for a current <>= 16A	11	3 159	286	53 756
8536692200	Audio/video & cathode ray tube socket for TV/radio receiver,a current < 16A	209	209	895	895
8536692900	Audio/video & cathode ray tube socket for TV/radio receiver,a current >= 16A	1 955	5 900	85 754	217 701
8536693200	Socket&plug for co-axial cable&printed circuits,for a current < 16A	-	19	-	14 506
8536693900	Socket&plug for co-axial cable&printed circuits,for a current >= 16A	1 331	1 694	11 108	22 809
8536699200	Oth socket&plug, for a current < 16A	41	9 064	1 952	94 517
8536699900	Oth socket&plug, for a current >= 16A	8 904	77 941	130 983	1 547 938
8536701000	Connector for optical fibres,opt. fibres bundles or cables;ceramics	-	883	-	14 384
8536702000	Connector for optical fibres,opt. fibres bundles or cables;copper	-	134	-	6 336
8536709000	Oth connector for optical fibres,optical fibres bundles or cables	83	38 037	5 424	528 460
8536901200	Connection&contact elements for wires& cables;wafer probers;current < 16A	222	8 970	3 438	315 272
8536901900	Connection&contact elements for wires& cables;wafer probers;current >= 16A	33 334	215 579	673 447	5 594 544
8536902900	Junction boxes,for a current >= 16A	24 450	295 828	1 366 658	14 537 757
8536903200	Cable connector,connector/adaptor for co-axial	3	7 552	150	111 263
8536903900	Cable connector,connector/adaptor for co-axial	250 601	1 564 431	7 820 080	58 814 126
8536909300	Telephone patch panels	-	7 410	-	62 504
8536909400	Oth cable connector,for a current < 16A	897	3 474	77 143	216 664
8536909900	Oth cable connector,for a current >= 16A	111 344	1 525 001	8 644 000	86 381 217
8537101100	Control panel use in distributed control system;voltage<1000V	758	23 527	61 399	757 902
8537101200	Control panel fitted w/ a programmable processor;voltage<1000V	2 658	31 224	48 181	1 916 076
8537101300	Control panel for AC,refrig.,wash. mach. ,vacuum cleaner,mixer,water heater	867	31 950	116 744	2 038 529
8537101900	Other control panel	144 490	865 259	2 729 123	21 034 448
8537102000	Distribution board used w/ auto. data process. mach.,telp sets,transmiss. app.	-	1 414	-	115 094
8537103000	Programmable logic controllers for auto- mach for trans. for semiconductor device	54	1 451	1 432	213 664
8537109100	Switchboard used in radio equipment or electric fans	411	6 086	43 407	172 112
8537109200	Switchboard use in distributed control systems	3 820	45 261	149 826	1 668 677
8537109900	Switchboard use for other prposes	127 816	942 034	5 562 623	42 701 774
8537201100	Switchboards incorp. elect instrum for break,connect/protect elect circ>66 KV	-	5 556	-	155 906
8537201900	Switchboards incorp. elect instrum for break,connect/protect elect circ<=66 KV	-	11 655	-	188 091
8537202100	Control panels incorp. elect instrum for break,connect/protect elect circ>66 KV	605	7 711	2 324	34 020

Tabel 3 : Ekspor Indonesia menurut Komoditi (Kode HS 10 digit)
Export of Indonesia by Commodity (10 digit of HS Code)

September 2016
September

Kode H S HS Code	Uraian golongan barang Group description	Berat bersih / Net weight (Kg)		Nilai / Value F.O.B. (U S \$)	
		Bulan ini Current month	Kumulatif Cum. Jan. to date	Bulan ini Current month	Kumulatif Cum. Jan. to date
(1)	(2)	(3)	(4)	(5)	(6)
8537202900	Control panels incorp. elect instrum for break,connect/protect elect circ<=66 KV	57	195 639	1 557	1 726 393
8537209000	Oth board for elect. control for voltage > 1000 volt	132 993	6 000 799	2 513 431	91 723 868
8538101100	Parts of programmable logic controllers, <=1000V;for smiconductor device	-	2 111	-	174 203
8538101200	Oth part of programable logic controller used in radio equipment, <=1000V	5	5	73	73
8538101900	Oth part of programable logic controller used in other equipment, <=1000V	1 908	121 722	76 329	3 886 145
8538102100	Parts of programmable logic controllers, >1000V;for smiconductor device	3 893	5 220	40 000	73 401
8538102200	Oth part of programable logic controller used in radio equipment, >1000V	-	293	-	8 500
8538102900	Oth part of programable logic controller used in other equipment, >1000V	2 900	27 157	155 252	1 648 226
8538901100	Part incl. printed circuit assmblies of telp plug;connect&contact; <=1000V	18	72 700	19 787	1 383 768
8538901200	Part of switch,socket&plug for coaxial cable,and oth apparatus, <=1000V	25 108	248 976	574 038	4 689 112
8538901900	Oth part of electric switch,socket&plug, <= 1000V	91 023	268 465	1 524 474	12 301 846
8538902100	Part incl. printed circuit assmblies of telp plug;connect&contact; >1000V	3	15	57	1 091
8538902900	Oth part incl. printed circuit assmblies of telp plug;connect&contact; >1000V	103 233	504 696	4 544 151	33 704 243
8539101000	Sealed beam lamp units for motor vehicles	5 136	35 013	123 215	717 612
8539109000	Sealed beam lamp units for others	657	23 315	1 225	76 992
8539212000	Tungsten halogen used in medical equipment	-	66	-	2 534
8539213000	Tungsten halogen used for motor vehicles	1 729	2 603	18 663	40 294
8539214000	Other reflector lamp bulbs of tungsten halogen	587	2 716	8 324	53 690
8539219000	Other tungsten halogen	348	4 322	5 134	59 796
8539223000	Oth reflector lamp bulbs,not tungsten halogen, power <=200W & voltage>100V	-	2 488	-	3 889
8539229000	Oth filament lamp,not tungsten halogen, power<=200W & voltage>100V	2 916	76 389	23 733	396 052
8539291000	Other filament lamps, excl UV/infrared lamps,for medical equipment	-	10	-	2 122
8539292000	Other filament lamps, excl UV/infrared lamps,for motor vehicles	13	1 966	458	90 500
8539293000	Other reflector lamp bulbs,excl UV/ infrared lamps,for oth purposed	-	60	-	1 466
8539294100	Flashlight bulb;miniature indictor bulb, rated <=2,25V, for medical equipment	-	20	-	56
8539294900	Flashlight bulb;miniature indictor bulb, rated <=2,25V, for other purposed	-	1 357	-	16 988
8539295000	Oth filament lamp excl UV/Infrared lamp, capacity >200W & <=300W, voltage >100V	-	870	-	18 966
8539299000	Other filament lamps, excluding UV or infra-red lamps	1	4 041	6	13 799
8539311000	Tubes for compact fluorescent lamps of fluorecent, hot cathode, not UV lamps	-	177	-	1 927
8539319010	Tube lamps of fluorecent, hot cathode, not UV lamps	22 162	319 228	503 263	4 663 044
8539319020	Compact fluorescent lamps of fluorecent, hot cathode, not UV lamps	17	92 874	173	382 063
8539319090	Oth discharge lamps excl UV lamps of fluorecent, hot cathode	36 177	344 158	539 547	2 530 078
8539320000	Mercury/sodium vapour lamps;metal halide lamps excl UV lamps	-	420 770	-	37 199
8539391000	Tubes for compact fluorescent lamps,cold cathode types, not UV lamps	-	30 411	-	52 810
8539393000	Discharge lamps other fluorecent lamp, cold cathode types, not UV lamps	7 547	80 645	59 259	842 893
8539399000	Other discharge lamps, other than UV lamps, cold cathode types	4 305	23 595	67 249	353 147
8539410000	Arc lamps	4 090	25 959	1 575 899	11 179 377

Tabel 3 : Ekspor Indonesia menurut Komoditi (Kode HS 10 digit)
Export of Indonesia by Commodity (10 digit of HS Code)

September 2016
September

Kode H S HS Code	Uraian golongan barang Group description	Berat bersih / Net weight (Kg)		Nilai / Value F.O.B. (U S \$)	
		Bulan ini Current month	Kumulatif Cum. Jan. to date	Bulan ini Current month	Kumulatif Cum. Jan. to date
(1)	(2)	(3)	(4)	(5)	(6)
8539490000	Ultra-violet/infra-red lamps	9 596	48 173	26 838	151 606
8539901000	Aluminium end cap for fluoresc lamp; alum screw caps for incandescent lamp	105	733	45	11 029
8539902000	Parts of elect filament/discharge lamps of kind used for motor vehicles	67	806	525	28 927
8539909000	Oth part of elect filament/discharge lamps; part of arc-lamps	3 973	10 701	130 462	276 832
8540110000	Color cathode-ray television picture tube incl video monitor cathode-ray tube	-	10 000	-	9 072
8540120000	Monochrome cathode-ray TV picture tube, incl video monitor cathode-ray tubes	-	15	-	25
8540200000	TV camera tubes; image converters and intensifiers; other photo-cathode tubes	-	109	-	297
8540409000	Data/graphic display tubes, monochrome, used for articles of heading 85.25	-	1	-	15
8540600000	Other cathode-ray tubes	-	4	-	164
8540710000	Magnetrons	1	8	598	3 178
8540790000	Microvawe tubes, not magnetrons, excl grid-controlled tubes	-	481	-	27 252
8540810000	Receiver/amplifier valves and tubes	-	52	-	6 965
8540890000	Other valves and tubes	-	1	-	87
8540910000	Parts of cathode-ray tubes	-	34	-	1 515
8540991000	Parts of microwave tubes	-	165	-	967
8540999000	Other parts of thermionic, cold cathode or photo cathode valves and tubes	24	235	2 236	23 938
8541100000	Diodes, other than photosensitive/light emitting diodes	2 356	31 738	453 013	6 742 855
8541210000	Transistor oth than photosensitive with a dissipation rate of <1 W	24	7 648	16 478	333 081
8541290000	Transistor oth than photosensitive with a dissipation rate of >=1 W	15 864	56 662	593 562	3 544 946
8541300000	Thyristors, diacs and triacs, other than photosensitive devices	-	32	-	13 104
8541401000	Light emitting diodes	36 147	312 421	2 166 793	15 345 331
8541402100	Photovoltaic cells, not assembled	-	282	-	19 400
8541402200	Photovoltaic cells, assembled in modules or made up into panels	54 937	197 424	311 679	1 650 553
8541402900	Oth photocells, including photodiodes & phototransistors	-	156	-	64 067
8541409000	Oth photosensitive semiconductor devices	50 012	241 979	482 324	4 691 347
8541500000	Other semiconductor devices	9 165	91 142	6 836 723	51 166 589
8541600000	Mounted piezo-electric crystals	4 795	42 919	4 053 342	35 140 224
8541900000	Parts of diodes, transistors & similar; photosensitive semiconductor devices	614	7 729	156 522	1 424 698
8542310000	Processor & controller of electronics integrated circuits	28 036	306 165	6 765 909	75 602 222
8542320000	Memories of electronic integrated circuits	151	11 760	197 661	836 489
8542330000	Amplifiers of electronic integrated circuits	358	3 634	2 272	286 059
8542390000	Other electronic integrated circuits	39 640	343 175	18 397 200	163 125 892
8542900000	Parts of electronic integrated circuits	8 856	157 699	3 520 788	40 160 439
8543100000	Particle accelerators	-	36	-	40 630
8543200000	Signal generators	64	550	59 910	285 891
8543302000	Wet processing equip. for the applic. by immersion of chemical/elec.chemical	-	26	-	31 780
8543309000	Oth machine&apparatus for electroplating ,electrolysis/electrophoresis	690	108 821	441	1 903 824
8543701000	Electric fence energisers	-	40	-	3 697
8543702000	Remote control apparatus, other than radio remote control apparatus	7 837	59 632	106 176	857 171
8543703000	Electrical machines with translation or dictionary functions	203	2 373	5 263	73 109
8543704000	Equip/machine for removal dust particle & curing material by UV light	33	113	1 301	4 958

Tabel 3 : Ekspor Indonesia menurut Komoditi (Kode HS 10 digit)
Export of Indonesia by Commodity (10 digit of HS Code)

September 2016
September

Kode H S HS Code	Uraian golongan barang Group description	Berat bersih / Net weight (Kg)		Nilai / Value F.O.B. (U S \$)	
		Bulan ini Current month	Kumulatif Cum. Jan. to date	Bulan ini Current month	Kumulatif Cum. Jan. to date
(1)	(2)	(3)	(4)	(5)	(6)
8543705000	Integrated receiver/decoder (IRD) for direct broadcast multimedia systems	21	368	215	8 184
8543709000	Oth electrical machines & apparatus, having individual fuctions	126 634	517 751	2 967 140	13 460 722
8543901000	Parts of particle accelerators or signal generators	1	48	872	2 578
8543909000	Parts of oth electrical machines and apparatus, having individual fuctions	150 558	1 100 736	5 443 394	42 849 993
8544111000	Winding wire of copper, w/ an outer coating of lacquer or enamel	477 432	3 589 075	3 060 464	22 757 045
8544112000	Winding wire of copper, w/ an outer coat/ cover w/paper, textile material/PVC	896 638	7 115 042	4 755 514	37 115 949
8544119010	Winding wire of copper, laquer/enamelled & cover with paper, textile material/PVC	7 729	277 425	124 612	2 781 201
8544119020	Winding wire of copper, rect cross-sect. and without connectors	-	262	-	2 259
8544119090	Other winding wire of copper	18 812	90 186	563 165	926 872
8544190010	Winding wire not of copper, laquered or enamelled	-	2	-	6
8544190020	Manganese resistance wire	-	36	-	116
8544190090	Winding wire not of copper, not lacquere/ enamelled, not manganese resistance wire	14 021	74 684	10 900	369 455
8544201100	Co-axial cable/elec; fitted w/ connector; <=66.000V; insulated w/ rubber/plastic	15 576	1 619 889	135 426	9 831 107
8544201900	Co-axial cable/elec; fitted w/ connector; <=66.000V; insulate not w/ rubber/plastic	240 849	1 589 645	4 953 184	16 046 328
8544202100	Co-axial cable/elec; unfitted w/ conectr; <=66.000V; insulated w/ rubber/plastic	462	23 509	180	58 420
8544202900	Co-axial cable/elec; unfitted w/ conectr; <=66.000V; insulate not w/ rubber/plastic	4 422	9 767	19 953	110 704
8544203900	Co-axial cable/elec; fitted w/ connector; >66.000V; insulate not w/ rubber/plastic	91	782	64	8 511
8544204900	Co-axial cable/elec; unfitted w/ conectr; >66.000V; insulate not w/ rubber/plastic	4	1 864	56	11 224
8544301200	Wiring harness for mtor vehicle; of head 87.02, 87.03, 87.04/84.11; insulate rubber	927 988	8 642 171	15 117 882	137 284 526
8544301300	Wring harness for mtor vehicle; excl head 87.02, 87.03, 87.04/84.11; insulate rubber	600 380	5 786 516	10 690 981	102 027 865
8544301400	Wiring harness for mtor vehicle; of head 87.02, 87.03, 87.04/84.11; no insult rubber	8	32	249	681
8544301900	Wring harness for mtor vehicle; excl head 87.02, 87.03, 87.04/84.11; no insult rubber	1 700 083	13 507 763	33 121 155	275 165 247
8544309100	Ignition wiring sets, not wiring set, used in vehicle, aircraft/ship; insulate rubber	3 780	8 948	14 575	355 251
8544309900	Ignition wiring sets, not wiring set, used in vehicle, aircraft/ship; no insult ruber	348 608	2 667 155	5 603 124	42 397 194
8544421100	Telephone, telegraph, radio relay cable submarine, fitted w/ connectors; <= 80 V	-	11 332	-	2 987 084
8544421200	Telephone, telegraph, radio relay cable not submarine, fitted w/ connector; <= 80V	-	52	-	121 717
8544421900	Oth elect conductor, fitted w/ connector; used for communication, voltage <= 80 V	18 790	464 050	960 828	10 047 526
8544422100	Telephone, telegraph, radio relay cable submarine, fitted w/ cnetor; 80V<x<=1000V	-	143	-	5 276
8544422900	Oth elect conductor, fitted w/ connector; used for communication, 80V<x<=1000V	19 061	216 934	203 890	1 822 123
8544423200	Battery cable; <=1000V; insulate w/ rubber for vehicle head 87.02, 87.03, 87.04/87.11	7	16	99	262
8544423300	Battery cable; <=1000V; insulate w/ rubber ecl vehicle head 87.02, 87.03, 87.04/87.11	-	43	-	260
8544423900	Battery cab; <=1000V; no insulate w/rubber ecl vehicle head 87.02, 87.03, 87.04/87.11	101	366	4 104	12 315
8544429100	Electrical cables insulated w/ plastic diameter <=19,5 mm, use for telecomunictn	11 795	651 023	1 182 462	12 808 657
8544429200	Electrical cables insulated w/ plastic diameter >19,5 mm, use for telecomunictn	3 092	164 032	357 999	1 644 809

Tabel 3 : Ekspor Indonesia menurut Komoditi (Kode HS 10 digit)
Export of Indonesia by Commodity (10 digit of HS Code)

September 2016
September

Kode H S HS Code	Uraian golongan barang Group description	Berat bersih / Net weight (Kg)		Nilai / Value F.O.B. (U S \$)	
		Bulan ini Current month	Kumulatif Cum. Jan. to date	Bulan ini Current month	Kumulatif Cum. Jan. to date
(1)	(2)	(3)	(4)	(5)	(6)
8544429910	Car cigarettes lighters adapters	155	203	652	1 728
8544429990	Oth elect conductor,fitted w/ connector, used for telecommunication,<= 1000V	449 681	2 116 644	3 727 164	24 092 073
8544491100	Telephone, telegraph, radio relay cable submarine,not fitted w/ connector;<= 80V	15	489	1 742	87 828
8544491200	Telephone, telegraph, radio relay cable not submarine,not fit w/ cconnector;<= 80V	8	3 548 196	224	15 274 530
8544491900	Oth elect conductor,not fit w/ cconnector; used for communication,voltage <= 80 V	645	43 654	15 072	441 023
8544492100	Shielded wire for mnfact.of auto-wiring harnesses, not for communication, <=80 v	12 981	111 800	109 761	1 009 890
8544492200	Electrical cables insulated w/ plastic diamtr<=19,5 mm,not use for telecomunicat	2 526	10 811	19 590	69 407
8544492300	Electrical cables insulated w/ plastic diamtr>19,5 mm,not use for telecomunictn	-	613	-	10 950
8544492900	Oth electric conductors,not fitted w/ connector,not for telecomunctn,<=80V	17 840	212 459	478 535	4 656 695
8544493200	Oth elect connector,fitted w/ connector for comm,insulate w/ plastic >80V&<1000V	-	1 355	-	4 413
8544493900	Oth elect connector,fit w/ connector for comm,not insulate w/ plastic >80V&<1000V	1 668 331	13 819 900	8 110 604	68 960 577
8544494100	Oth elect cconnector,fit w/ connector,>80V &<=1000V,not for com,insulate w/ plastic	5	247 709	399	1 168 056
8544494900	Oth elect cconnector,fit w/ connector,>80V &<=1000V,no for com,insulate w/o plastic	228 789	1 525 038	1 409 137	7 639 192
8544601100	Oth electric conductors,>1 kV &<=36kV, insulate plastic w/ core diamtr<22,7 mm	423 421	2 783 753	1 944 393	11 656 652
8544601900	Oth electric conductors,>1 kV &<=36kV, insulate plastic w/ core diamtr>=22,7mm	-	120 274	-	603 846
8544602100	Oth electric conductors,>36 kV &<=66kV, insulate plastic w/ core diamtr<22,7 mm	-	465	-	1 763
8544602900	Oth electric conductors,>1 kV &<=36kV, insulate plastic w/ core diamtr>=22,7mm	3 161	6 785	21 512	26 525
8544603000	Other electric conductors, for a voltage > 66 kV	352	20 630	4 849	152 678
8544701000	Optical fibre cable of teleph,telegraph, radio relay cables,submarine	2 274	43 175	12 792	339 707
8544709000	Other optical fibre cables	3 671	210 435	174 894	1 750 428
8545190000	Electroda of graphite, used not for furnaces	181 799	1 894 221	264 773	2 775 290
8545200000	Carbon brushes of graphite/oth carbon, for electrical purposed	1 949	26 701	46 046	628 407
8545900000	Lamp carbon,battery carbon & oth article of graphite/oth carbon,w/ or w/o metal	10 712	79 876	76 326	554 766
8546100000	Electrical insulators of glass	1 050	4 162	91 230	167 790
8546201000	Transformer bushing & circuit breaker insulator, of ceramic	407	8 870	4 484	64 246
8546209000	Electrical insulators of any material other than glass & ceramics	80	1 987	100	3 846
8546900000	Oth elect insulators not of glass and of ceramics	889	2 754	19 227	54 028
8547100000	Insulating fitting for electrical mchine appl/equip; of ceramics	-	160	-	95
8547200000	Insulating fitting for electrical mchine appl/equip; of plastics	8 925	66 275	106 583	724 275
8547901000	Elect conduit tubing & joint therefor of base metal line w/ insulating mterial	-	1 107	-	61 016
8547909000	Oth insulating fittings for elect mach, appliances/equipment, being fittings	1 555	16 319	148 762	1 438 560
8548101900	Lead acid scrap storage batteries, drained/undrained,used for oth purposed	-	248	-	255
8548102900	Other waste and scrap containing mainly iron	-	312	-	1 786
8548109100	Waste & scrap of primary cells and primary batteries,cont. oth materials	-	18 382	-	10 287
8548109900	Other waste & scrap containing other materials	159 899	493 746	5 286 650	8 832 069
8548901000	Image sensors contact type copmrising a photo-conductive sensor element	5 026	14 031	188 509	903 891

Tabel 3 : Ekspor Indonesia menurut Komoditi (Kode HS 10 digit)
Export of Indonesia by Commodity (10 digit of HS Code)

September 2016
September

Kode H S HS Code	Uraian golongan barang Group description	Berat bersih / Net weight (Kg)		Nilai / Value F.O.B. (U S \$)	
		Bulan ini Current month	Kumulatif Cum. Jan. to date	Bulan ini Current month	Kumulatif Cum. Jan. to date
(1)	(2)	(3)	(4)	(5)	(6)
8548902000	Printed circuit assemblies incl such assemblies for external connections	5	1 598	5 340	61 047
8548909000	Other waste & scrap of primary cells; primary batteries	3 321	53 918	375 212	3 099 811
8603900000	Self-propelled railway/tramway coaches, van & truck power by int source of elect	-	3	-	100
8604000000	Railway/tramway maintenance/service vehicles, whether/not self-propelled	76	76	300	300
8605000000	Railway/tramway passenger coach & other spcial prpose railway;not self-propelled	1 725 365	4 815 005	23 927 496	65 977 432
8606100000	Tank wagons and the like	120	19 996	493	181 387
8606910000	Oth railway/tramway goods vans & wagon, not self-propelled, covered and closed	665	665	211	211
8607120000	Other bogies and bissel-bogies	-	2	-	200
8607190000	Axles & wheels, and parts thereof	464 175	3 022 981	713 769	4 792 970
8607210000	Air brakes and parts thereof	185	212	185	402
8607290000	Brakes and parts thereof other than air brakes	103 134	103 394	2 752 916	2 754 616
8607300000	Hooks & oth coupling devices, buffers, and parts thereof	-	1 888	-	83 254
8607910000	Other parts of locomotives	8 278	8 278	135 416	135 416
8607990000	Other part of trolling stock	21 798	100 699	592 440	2 813 708
8608002000	Electromechanic equip of railway/tramway track fixtures,fiiting, mechanic signal	-	5	-	450
8608009000	Non-electromech equip of railway/tramway track fixtures,fiiting, mechanic signal	-	733	-	11 722
8609000010	Containers of metal,design & equip for carriage by one/more modes of transport	138 647	516 602	221 231	1 075 253
8609000020	Containers of wood, design & equip for carriage by one/more modes of transport	15 664	142 441	9 572	97 646
8609000090	Container of oth material,design&equip for carriage by one/more mode transport	156 939	589 007	110 270	1 608 371
8701101100	Pedestrian controlled tractors,power <= 22.5 kW, for agricultural use	5 828	75 094	42 773	395 927
8701101900	Pedestrian controlled tractors,power <= 22.5 kw oth than for agricultural use	580	2 030	2 145	9 025
8701109100	Pedestrian controlled tractors, power > 22.5 kw for agricultural use	-	1 919	-	66
8701109900	Pedestrian controlled tractors, power > 22.5 kw oth than for agricultural use	-	6 260	-	30 210
8701209000	Road tractors for semi-trailers, not ckd	272	8 924	12 864	120 526
8701300000	Track-laying tractors	-	34 450	-	9 800
8701901000	Agriculture tractors	620 780	4 350 413	6 331 931	43 907 748
8701909000	Other tractors (other than tractors of heading 87.09)	-	550	-	275
8702101000	Motor cars incl stretch limousine,for transport >=10 p, ckd,diesel	8 864	2 913 687	130 500	37 595 696
8702104100	Motor coach,bus/minibus,for >=10 p, g.v.w.>= 6 t but <=18 t,ckd,diesel	-	9 825	-	9 500
8702104910	Motor coach,bus/minibus,for >=10 p, g.v.w. < 6 t,ckd,diesel	8 643	10 483	4 864	14 284
8702105000	Oth motor vehicles for the transport >= 10 p,ckd,diesel or semi-diesel	-	7 230	-	18 763
8702108910	Oth motor coach,bus/minibus,for >=10 p, g.v.w. < 6 t, not ckd, diesel	2 500	2 500	7 000	7 000
8702109000	Oth motor vehicles for the transport >= 10 p;not ckd, diesel	-	1 820	-	7 026
8702901320	Motor vehicle,for transport >=30 p;g.v.w >24 t, ckd, non diesel	-	3 424	-	36 386
8702909200	Motor cars incl stretch limousine,for transport >=10 p, not ckd,non diesel	3 000	38 318	35 000	154 500
8703109000	Vehicle specially design for travel on snow oth than golf cars	100 400	1 360 882	301 274	3 457 529
8703212200	Motor cars excl vans, <= 1,000 cc, ckd, 4 WD,intrn combust recipro pston engine	-	910	-	7 000

Tabel 3 : Ekspor Indonesia menurut Komoditi (Kode HS 10 digit)
Export of Indonesia by Commodity (10 digit of HS Code)

September 2016
September

Kode H S HS Code	Uraian golongan barang Group description	Berat bersih / Net weight (Kg)		Nilai / Value F.O.B. (U S \$)	
		Bulan ini Current month	Kumulatif Cum. Jan. to date	Bulan ini Current month	Kumulatif Cum. Jan. to date
(1)	(2)	(3)	(4)	(5)	(6)
8703212990	<i>Oth motor car,<= 1,000 cc,not ckd,not 4 WD, intern combust recipo pist engine</i>	-	17 427	-	76 681
8703213100	<i>Other vehicles,<=1,000 cc, ckd, 4 WD, internal combust recipo piston engine</i>	-	1 000	-	6 265
8703213900	<i>Oth vehicles,<=1,000 cc, ckd, not 4 WD, drive,intern combust recipo pston engin</i>	25 000	322 839	144 400	1 471 758
8703219900	<i>Oth vehicle,<=1,000 cc,not ckd,internal combust recipo piston engine</i>	-	1 280	-	55 042
8703221110	<i>Sedan/station wagons, 1000-1500 cc,ckd internal combust recipo piston engine</i>	-	6 800	-	15 320
8703221190	<i>Oth motor car,no sedan,1000-1500 cc,ckd internal combust recipo piston engine</i>	2 510 140	8 328 336	19 213 856	56 969 775
8703221910	<i>Sedan/station wagon,1000-1500cc,not ckd internal combust recipo piston engine</i>	72 635	20 685 800	633 847	182 779 037
8703221990	<i>Oth motor car,no sedan,1000-1500 cc,not ckd,intern combust recipo piston engine</i>	1 536 669	6 468 512	12 587 611	53 336 920
8703222100	<i>Other vehicles,1000-1500 cc,ckd,4 WD, internal combust recipo piston engine</i>	-	20 800	-	50 082
8703229100	<i>Ambulances,1000-1500 cc,not ckd,internal combust recipo piston engine</i>	-	2 000	-	9 926
8703229200	<i>Motor homes, 1000-1500 cc, not ckd, internal combust recipo piston engine</i>	1 200	4 880	2 925	16 706
8703229900	<i>Other vehicles, 1000-1500 cc, not ckd, internal combust recipo piston engine</i>	7 375 115	62 788 930	61 334 158	515 533 488
8703232900	<i>Hearses,1500-3000 cc,not ckd, internal combust reciprocating piston engine</i>	-	16 432	-	108 582
8703235110	<i>Sedan/station wagons,1500-1800 cc,ckd, internal combust recipo piston engine</i>	-	1 496	-	12 768
8703235310	<i>Sedan/station wagons,2000-2500 cc,ckd, internal combust recipo piston engine</i>	8 174	32 876	66 295	271 658
8703235390	<i>Oth mtor car excl van,no sedan,ckd,2000- 2500cc,intern combust rcipro pston eng</i>	-	22 500	-	129 961
8703235410	<i>Sedan/station wagons,2500-3000 cc,ckd, internal combust recipo piston engine</i>	-	500	-	1 481
8703236110	<i>Sedan/station wagon,1500-1800cc,not ckd, internal combust recipo piston engine</i>	2 102 990	16 986 886	13 685 019	104 733 543
8703236191	<i>Oth motor car excl van,1500-1800cc,not ckd,2 WD,intern combust rcipro pston eng</i>	910	273 622	5	2 952 715
8703236291	<i>Oth motor car excl van,1800-2000cc,not ckd,2 WD,intern combust rcipro pston eng</i>	15 595	21 079	125 040	173 091
8703236292	<i>Oth motor car excl van,1500-1800cc,not ckd,4 WD,intern combust rcipro pston eng</i>	-	1 606	-	21 922
8703236391	<i>Oth motor car excl van,2000-2500cc,not ckd,2 WD,intern combust rcipro pston eng</i>	-	1 538	-	25 017
8703236491	<i>Oth motor car excl van,2500-3000cc,not ckd,2 WD,intern combust rcipro pston eng</i>	2 253 695	20 093 775	21 437 821	186 477 414
8703236492	<i>Oth motor car excl van,2500-3000cc,not ckd,4 WD,intern combust rcipro pston eng</i>	114 255	5 029 136	1 409 526	54 688 050
8703237400	<i>Other vehicle,2500-3000 cc,ckd,internal combust recipo piston engine</i>	-	17 000	-	118 168
8703239100	<i>Oth vehicle,1500-1800cc,not ckd,internal combust recipo piston engine</i>	-	11 000	-	50 353
8703241000	<i>Ambulances,> 3000 cc,internal combust recipo piston engine</i>	-	1 800	-	4 800
8703245110	<i>Sedan/station wagon,>3000 cc,4 WD,not ckd,internal combust recipo piston eng</i>	1 483	1 483	25 000	25 000
8703245190	<i>Oth motor car,no sedan,>3000cc,not ckd, 4 WD,internal combust recipo piston eng</i>	-	7 880	-	62 227
8703245910	<i>Sedan/station wagon,>3000 cc,not 4 WD, not ckd,intern combust recipo pist eng</i>	-	12 230	-	1 903 979
8703245990	<i>Oth mtor car,no sedan,> 3000cc,not ckd, not 4 WD,intern combust recipo pist eng</i>	-	4 800	-	138 546
8703312000	<i>Other motor cars excl van, <= 1500 cc,not ckd,diesel</i>	-	1 272	-	17 395
8703319900	<i>Other vehicles,<=1500 cc,not ckd,diesel, not 4 WD</i>	94 500	246 700	710 668	1 925 962

Tabel 3 : Ekspor Indonesia menurut Komoditi (Kode HS 10 digit)
Export of Indonesia by Commodity (10 digit of HS Code)

September 2016
September

Kode H S HS Code	Uraian golongan barang Group description	Berat bersih / Net weight (Kg)		Nilai / Value F.O.B. (U S \$)	
		Bulan ini Current month	Kumulatif Cum. Jan. to date	Bulan ini Current month	Kumulatif Cum. Jan. to date
(1)	(2)	(3)	(4)	(5)	(6)
8703324210	Sedan/station wagon, 1500-2000 cc, ckd, 4 WD, diesel	-	1 430	-	7 363
8703324990	Oth motor cars,no sedan, 2000-2500 cc, not ckd,diesel	-	1 050	-	7 500
8703325900	Motor car excl van,1500-2500cc,not ckd, not 4 WD,diesel	97 504	433 239	1 209 974	5 464 694
8703329900	Oth vehicle,1500-2500 cc,not ckd,diesel, oth than 4 WD	-	4 000	-	61 255
8703334490	Other motor cars excl van,2500-3000 cc, ckd, no sedan, oth than 4 WD, diesel	2 366	2 366	5 385	5 385
8703334590	Other motor cars excl van,> 3000cc,ckd, no sedan, 4 WD, diesel	-	33 250	-	133 649
8703335300	Other motor cars, 2500-3000 cc, not ckd, 4WD, diesel	2 134 600	14 767 402	25 171 786	177 201 172
8703335400	Other motor cars, 2500-3000 cc, not ckd, oth than 4 WD,diesel	6 526 000	43 429 843	71 227 021	472 412 248
8703335500	Other motor cars, > 3000 cc, not ckd, 4 WD, diesel	2 600	57 836	16 664	318 553
8703335900	Other motor cars, > 3000 cc,not ckd,oth than 4 WD, diesel	-	46 670	-	215 693
8704101400	Damper,designed for-off highway,CKD, g.v.w. < 5 t but >= 10 t	-	2 175	-	7 220
8704101600	Damper,designed for-off highway,CKD, g.v.w. < 20 t but >= 24 t	-	34 850	-	152 979
8704101700	Damper,designed for-off highway,CKD, g.v.w. < 24 t but >= 45 t	-	305 570	-	800 000
8704101800	Damper,designed for-off highway,CKD, g.v.w. > 45 t	-	4 273 617	-	5 660 686
8704102300	Damper,designed for-off highway,not CKD, g.v.w. <= 5 t	-	125 218	-	637 145
8704102500	Damper,designed for-off highway,not CKD, g.v.w. < 10 t but >= 20 t	-	28 000	-	29 600
8704102700	Damper,designed for-off highway,not CKD, g.v.w. < 24 t but >= 45 t	1 155 320	2 569 720	2 232 480	5 355 125
8704102800	Damper,designed for-off highway,not CKD, g.v.w. > 45 t	242 000	5 200 972	777 240	9 813 393
8704211100	Refrigerated lorries(truck),g.v.w.<=5 t, ckd,diesel	-	24 000	-	52 000
8704211900	Oth motor vehicles,for transport goods, g.v.w. <= 5 t,ckd, diesel	29 500	891 658	131 566	3 964 344
8704212300	Tanker vehicle;bulk-cement truck,g.v.w. <= 5 t, not ckd, diesel	-	18 000	-	29 000
8704212900	Oth motor vehicles,for transport goods, g.v.w. <= 5 t, not ckd, diesel	-	72 091	-	280 912
8704221900	Oth motor vehicles,for transport goods, g.v.w. <5 t but >= 6 t, ckd, diesel	30 400	126 090	72 502	259 101
8704222900	Oth motor vehicles,for transport goods, g.v.w. 5-6 t, not ckd, diesel	1 000	46 900	7 443	359 974
8704225100	Oth motor vehicles,for transport goods, g.v.w. 6-10 t, not ckd, diesel	-	6 595	-	36 876
8704225900	Other vehicles for the transport of goods,10-20 t, not ckd, diesel	780 380	4 666 269	5 177 710	30 660 375
8704235900	Other lorries (trucks), 25-45 t, ckd, diesel	-	61 500	-	50 000
8704236300	Tanker vehicles; bulk-cement lorries, 25-45 t, not ckd, diesel	-	52 000	-	102 255
8704236900	Other lorries (trucks), 25-45 t, not ckd, diesel	-	72 490	-	326 775
8704312900	Other lorries (trucks), <= 5 t, not ckd internal combustion piston engine	568 340	3 702 187	4 361 327	28 593 059
8704324300	Tanker vhcls;bulk-cement lorries 6-20 t, not ckd,internal	19 000	19 000	52 916	52 916
8704329800	Dumpers, g,v,w, > 45 t, not ckd, internal combustion piston engine	-	350 000	-	272 229
8704909100	Motor vehicles for the transport of goods, <= 5 t, not ckd	30 246	363 473	197 303	2 318 371
8704909200	Motor vehicles for the transport of goods, 5-10 t, not ckd	11 600	11 600	78 120	78 120
8704909900	Motor vehicles for the transport of goods, >45 t, not ckd	-	72 509	-	343 607
8705100000	Crane lorries	-	122 060	-	281 518

Tabel 3 : Ekspor Indonesia menurut Komoditi (Kode HS 10 digit)
Export of Indonesia by Commodity (10 digit of HS Code)

September 2016
September

Kode H S HS Code	Uraian golongan barang Group description	Berat bersih / Net weight (Kg)		Nilai / Value F.O.B. (U S \$)	
		Bulan ini Current month	Kumulatif Cum. Jan. to date	Bulan ini Current month	Kumulatif Cum. Jan. to date
(1)	(2)	(3)	(4)	(5)	(6)
8705300000	Fire fighting vehicles	-	37 810	-	707 781
8705400000	Concrete-mixer lorries	-	900	-	300
8705909000	Other special purpose motor vehicles	-	122 650	-	1 544 692
8706002910	Chasis fitted with engines for vehicles < 10 person, for cars	-	1 524	-	13 475
8706003300	Chasis fitted with engines for vehicles for wagon,SUVs,sports cars, not vans	-	9 000	-	2 757
8706003900	Oth chasis fitted with engines for vhcls of designed for transport of person	-	300	-	525
8707109000	Other bodies for the vehicles transport of persons	3 800	26 226	15 000	83 734
8707901010	Bodies for road tractors semi-trailers or track-laying tractors	100	100	100	100
8707903000	Bodies for special purpose motor vehicles	-	92 800	-	665 108
8707909010	Bodies for dumpers off highway use, not ckd, g,v,w > 45 t	33 508	384 576	172 000	2 171 929
8707909020	Other Bodies for the vehicles of g.v.w .<= 24 t	280 588	588 636	1 478 786	2 879 136
8707909030	Other Bodies for the vehicles of g.v.w .> 24 t	80 297	330 912	442 279	1 583 750
8708101000	Bumper and parts for tractors	-	569	-	15 148
8708109000	Bumper and parts for other tractors	151 492	1 192 521	1 131 288	8 840 621
8708210000	Safety seat belt for parts and accessories	38 559	219 830	292 057	1 672 891
8708291100	Component of door trim assembly for tractors	2	1 874	7	7 538
8708291200	Component of door trimassembly for transport of persons	196 237	1 436 545	1 452 539	10 595 456
8708291400	Component of door trim assembly for transp>= 10 persons or tansport of goods	4 870	26 174	72 705	278 877
8708291900	Component of door trim assembly for special purpose motor vehicles	150 169	1 475 987	1 829 103	24 651 116
8708292000	Parts of safety seat belts	16 868	194 247	73 311	758 982
8708299200	Oth parts, access for vehicles of tractors	2 066	7 134	72 658	77 586
8708299300	Interior trim fitting; mudguards for transport of persons	526 380	3 731 367	3 656 588	27 537 817
8708299400	Hood rods for vehicles transport of persons	1 850	7 440	17 769	71 381
8708299500	Oth parts and accessories for transport of person	1 072 445	7 050 246	5 386 112	33 580 673
8708299600	Interior trim fitting; mudguards for transp>= 10 persons or tansport of goods	2 946	17 883	19 638	169 940
8708299700	Hood rods for transport >= 10 persons or tansport of goods	805	805	157	157
8708299800	Oth parts, access for transport >= 10 persons or tansport of	484	2 707	12 273	70 037
8708299900	Other parts and access, Of motor vehicles of heading 8701-	1 547 240	11 875 758	9 981 021	79 315 209
8708301000	Brakes,servo-brakes; parts thereof for tractors	2 776	65 224	979	225 241
8708302100	Brake drums, brake disc or brake pipes for transport of persons	1 496 051	10 461 613	5 523 094	37 698 738
8708302900	Oth brake drums, brake disc or brake pipes for transport of persons	140 278	1 280 686	866 136	7 647 431
8708303000	Brake drums, brake disc or brake pipes of >= 10 persons/ tansport of goods	-	370	-	1 975
8708309000	Oth brakes,servo-brakes; parts thereof for transport of persons	304 276	2 700 449	694 866	6 695 660
8708401100	Gear boxes, unassembled for transport of persons	16	6 396	211	48 878
8708401300	Gear boxes, unassembled for special purpose vehicles or tansport of goods	209 222	588 258	128 501	716 386
8708401400	Gear boxes, unassembled for vehicles tractors	-	656	-	18 375
8708401900	Gear boxes, unassembled for transport vehicles , >= 10 person	-	42 244	-	312 288
8708402600	Gear boxes, assembled for transport of persons	3 637 291	32 700 935	58 167 416	521 112 992
8708402710	Gear boxes, assembled; dumpers not ckd >= 1.2 t for goods/special purpose vhcls	200	570	75	295
8708402790	Gear boxes, assembled; dumpers not ckd < 1.2 t for goods/special purpose vhcls	-	4 702	-	7 870
8708402900	Gear boxes, assembled for transport vehicles , >= 10 person	17 004	92 461	20 390	98 302
8708409100	Parts of gear boxes and parts thereof tractors	11 845	133 842	18 135	450 868
8708409200	Parts of gear boxes and parts thereof transport of persons	422 056	2 607 454	1 966 753	12 661 675

Tabel 3 : Ekspor Indonesia menurut Komoditi (Kode HS 10 digit)
Export of Indonesia by Commodity (10 digit of HS Code)

September 2016
September

Kode H S HS Code	Uraian golongan barang Group description	Berat bersih / Net weight (Kg)		Nilai / Value F.O.B. (U S \$)	
		Bulan ini Current month	Kumulatif Cum. Jan. to date	Bulan ini Current month	Kumulatif Cum. Jan. to date
(1)	(2)	(3)	(4)	(5)	(6)
8708409900	<i>Oth parts of gear boxes for vehicles of heang 8701-8705</i>	263 590	2 221 464	2 099 445	16 358 703
8708501100	<i>Drive-axles with differential, unassembl for transport of persons</i>	971	171 460	16 046	735 504
8708501300	<i>Drive-axles with differential, unassembl for for goods/special purpose vhcls</i>	-	28 077	-	37 790
8708501900	<i>Drive-axles with differential, unassembl for transport ,>=10 person</i>	6 443	93 093	30 024	351 473
8708502600	<i>Drive-axles with differential, assambled for transport of persons</i>	744 843	5 211 393	9 839 444	72 531 538
8708502790	<i>Drive-axles for damper,not ckd dmtr < 120 mmfor goods/special purpose vhcls</i>	-	8	-	35
8708502900	<i>Drive-axles with differential, assambled for transport of persons</i>	122 876	1 787 982	771 879	10 825 038
8708509100	<i>Parts crown wheels&pinion of drive axles with diff. for tractors</i>	6 862	42 953	38 614	232 119
8708509200	<i>Oth parts crown wheels&pinion of drive axl with diff for</i>	14 643	135 594	29 087	307 583
8708509300	<i>Parts of drive-axles with differential, for transport of person</i>	5 000	34 376	14 741	105 021
8708509900	<i>Oth parts of drive-axles with differential, for vehicles 8701-</i>	63 854	678 500	256 534	3 117 052
8708701500	<i>Road wheels of hub-caps for tractors</i>	-	40	-	190
8708701600	<i>Road wheels of hub-caps for transport of person</i>	84 406	2 283 493	388 277	9 519 615
8708701900	<i>Road wheels of hub-caps for special purpose motor vehicles</i>	520 099	4 013 792	2 850 320	22 958 855
8708702200	<i>Road wheels of wheels fitted with tyres for transport of person</i>	144	478	1 018	2 096
8708702900	<i>Road wheels of wheels fitted with tyres for transp person;goods;spesial vhcls</i>	-	2 140	-	3 096
8708703100	<i>Road wheels of wheels not fitted with tyres for tractors</i>	6 276	85 756	19 848	312 704
8708703200	<i>Road wheels of wheels not fitted with tyres for transport of</i>	3 637 847	33 795 577	14 504 936	135 062 981
8708703990	<i>Road wheels of wheels not fitted with tyres of damper,not ckd dmtr < 1,000 mm</i>	8	3 274	219	6 800
8708709500	<i>Other road wheel and parts for tractors</i>	-	10	-	769
8708709700	<i>Other road wheel and parts for vehicles transport of person</i>	387 755	3 321 591	1 692 000	14 065 077
8708709900	<i>Other road wheel and parts for special purpose motor vehicles</i>	397 350	3 328 407	988 803	8 595 597
8708801500	<i>Suspension systems for tractors</i>	-	3 714	-	120 005
8708801600	<i>Suspension systems for for transport of person</i>	105 018	663 228	651 821	4 245 289
8708801700	<i>Suspension systems for damper off highway use or special purpose motor vehicles</i>	-	93 277	-	1 217 454
8708801900	<i>Suspension systems for transport ,>=10 person</i>	235 817	1 411 837	632 552	5 512 134
8708809100	<i>Parts suspension systems for tractors</i>	105	1 065	741	7 512
8708809200	<i>Parts suspension systems for transport of persons</i>	102 436	505 239	465 302	2 652 035
8708809900	<i>Parts suspension systems for transport of person or special purpose vhcls</i>	86 969	670 911	453 438	3 154 175
8708911500	<i>Radiators for tractors</i>	-	35	-	436
8708911600	<i>Radiators for transport of person</i>	197 136	1 925 367	2 144 916	19 875 314
8708911700	<i>Radiators for vehicles >= 10 persons or tansport of goods</i>	3 888	21 580	44 083	241 236
8708911900	<i>Radiators for special pupose vehicles</i>	21 993	155 175	228 965	1 502 909
8708919100	<i>Parts of radiators for tractors</i>	261	2 876	3 519	39 717
8708919200	<i>Parts of radiators for transport of person</i>	2 518	62 337	76 205	921 059
8708919900	<i>Parts of radiators for vehicles of person;goods;special purpose</i>	396 638	3 048 438	5 470 269	38 963 706
8708921000	<i>Silencers (mufflers),exhaust pipe; parts for vehicles tractors</i>	67	67	49	49
8708922000	<i>Silencers (mufflers),exhaust pipe; parts for transport of persons</i>	20 152	76 549	467 542	1 543 875
8708924000	<i>Silencers (mufflers),exhaust pipe;parts for vhcls>= 10 persons/tansport of goods</i>	9 394	83 387	131 401	1 188 248

Tabel 3 : Ekspor Indonesia menurut Komoditi (Kode HS 10 digit)
Export of Indonesia by Commodity (10 digit of HS Code)

September 2016
September

Kode H S HS Code	Uraian golongan barang Group description	Berat bersih / Net weight (Kg)		Nilai / Value F.O.B. (U S \$)	
		Bulan ini Current month	Kumulatif Cum. Jan. to date	Bulan ini Current month	Kumulatif Cum. Jan. to date
(1)	(2)	(3)	(4)	(5)	(6)
8708929000	Silencers (mufflers),exhaust pipe;parts for special purpose motor vehicles	12 318	58 057	108 421	676 648
8708935000	Clutches and parts thereof for vehicles tractors	13 546	106 663	29 420	235 531
8708936000	Clutches and parts thereof for vehicles transport of persons	615 972	6 288 441	4 060 069	40 045 209
8708937000	Clutches and parts thereof for vehicles transport of goods/special purpose vhcls	56 709	450 102	354 547	2 649 635
8708939000	Clutches and parts thereof for vehicles transport ,>=10 person	52 291	529 673	398 246	3 766 487
8708941000	Steering wheels with airbag assemblies	-	63	-	425
8708949400	Oth steering wheels with airbag assemblies for tractors	15	276	337	3 754
8708949500	Oth steering wheels with airbag assemblies for trasnport of persons	65 199	518 438	883 042	7 135 566
8708949900	Oth steering wheels with airbag assembli of vhcls persons;goods;special purpose	76 177	627 980	755 946	6 321 820
8708951000	Safety airbags with inflater system for vehicles	6 050	45 983	56 507	438 754
8708959000	Parts safety airbags with inflater system	19 985	254 214	389 736	5 622 653
8708991000	Other parts & acces. for other vehicles of tractors	191 369	1 231 024	1 359 907	5 072 761
8708992100	Fuel tanks for vehicles transport persons or goods	1 376 102	12 479 324	12 998 293	83 540 713
8708992300	Parts of fuel tanks for vehicles transport of persons or goods	29 087	85 492	905 134	1 657 550
8708993000	Accelerator,brake or clutch padals for vehicles transport of persons or goods	1 720	16 296	53 117	450 276
8708994000	Battery carriers or trays & brackets for vehicles transport of persons or goods	29	127	190	1 071
8708995000	Radiator shrouds for vehicles transport of persons or goods	5	35	7	407
8708996100	Chasis frames for vehicles for transport ,>=10 person	237 052	1 686 321	1 559 413	11 240 923
8708996200	Chasis frames for vehicles transport of persons	7 601	18 530	45 271	150 321
8708996310	Chasis frames for vehicles <= 24 t transport of goods	1 014	2 552	3 298	21 775
8708997000	Other chasis frames or parts	1 005 139	9 007 951	5 739 279	50 893 679
8708999000	Other parts,acces for other vehicles of heading 8701- 8705	1 712 494	14 014 845	11 533 265	95 475 665
8709190000	Non electrical vehicles,works trucks self-propelled,not fiited with lifting	168 700	602 047	1 271 059	2 462 133
8709900000	Parts of work trucks,self-propelled,not fitted with lift/handl equip, in factory	177 050	355 803	603 866	1 256 325
8710000000	Tanks, other armoured fighting vehicles, motorised, with weapons/not, & parts	39	1 909	250	1 196 021
8711101200	Moped and motorised bicycles,recipro int combust piston engine < 50 cc, ckd	-	1 400	-	2 300
8711101300	Other motorcycle and scooters, recipro int combust piston engine < 50 cc, ckd	19 793	202 343	258 863	1 668 783
8711101900	Other motorcycles, reciprocating inter. combust. piston engine < 50 cc, ckd	698	26 784	7 154	62 818
8711109200	Moped and motorised bicycles,recipro int combust piston engine < 50 cc, not ckd	-	1 050	-	6 120
8711109300	Other motorcycle and scooters, recipro in combust piston engine < 50 cc, not ckd	80	19 986	741	200 828
8711109900	Other motorcycles, reciprocating inter. combust. piston engine < 50 cc, not ckd	-	535	-	14 849
8711201010	Motocross motorcycles, with recipro int combust pist engine, 50-250 cc, ckd	718 585	4 247 911	7 396 359	40 357 439
8711201090	Motocross motorcycles, with recipro int combust pist engine, 50-250 cc, not ckd	110 277	987 742	1 149 641	10 735 349
8711202000	Moped and motorised bicycles with recip int combust pist engine, 50-250 cc	265 140	2 215 689	2 404 055	22 065 361
8711203100	Motorcycles of cylinder capacity 150-200 cc, ckd	570	11 259	3 009	88 754
8711203200	Motorcycles of cylindr capacity 200-250 cc, ckd	-	4 059	-	96 573
8711203900	Motorcycles of cylinder capacity > 250 cc, ckd	192 211	1 160 497	1 137 595	7 149 651
8711204500	Motorcycles of cylinder capacity <= 200 cc, not ckd	5 500	11 495	65 184	143 236
8711204900	Motorcycles of cylinder capacity > 200 cc, not ckd	119 402	830 069	802 489	5 102 960

Tabel 3 : Ekspor Indonesia menurut Komoditi (Kode HS 10 digit)
Export of Indonesia by Commodity (10 digit of HS Code)

September 2016
September

Kode H S HS Code	Uraian golongan barang Group description	Berat bersih / Net weight (Kg)		Nilai / Value F.O.B. (U S \$)	
		Bulan ini Current month	Kumulatif Cum. Jan. to date	Bulan ini Current month	Kumulatif Cum. Jan. to date
(1)	(2)	(3)	(4)	(5)	(6)
8711205100	Motorcycles (not side-cars)incl.Scooters of cylinder capacity 150-200 cc	425 751	2 523 137	5 009 972	29 678 498
8711205200	Motorcycles (not side-cars)incl.Scooters of cylinder capacity 200-250 cc	31 114	1 437 505	500 163	21 130 208
8711205900	Motorcycles (not side-cars)incl.Scooters of cylinder capacity > 250 cc	1 733 311	13 978 100	19 935 234	150 156 555
8711209000	Other motorcycles (not side-cars) include Scooters	135	6 371	300	21 823
8711301090	Motocross motorcycles with recipro int combust piston engine 250-500 cc,not ckd	-	114	-	4 000
8711309000	Oth motocross motorcycles with recipro int combustion piston engine , not ckd	334 041	4 054 183	5 148 162	59 366 498
8711409000	Other motorcycles, with recipro int combust piston engine,500-800 cc,not ckd	-	217	-	4 724
8711509000	Other motorcycles, recipro int combust piston engine, > 800 cc, not ckd	-	6 971	-	186 878
8711905100	Electrical powered motorcycles, ckd	-	16	-	1 499
8711909100	Electrical powered motorcycles, not ckd	-	2 918	-	101 291
8711909900	Other electrical powered motorcycles not ckd	4 690	22 805	31 728	157 204
8712001000	Racing bicycles	15 911	254 299	613 151	7 187 780
8712002000	Bicycles designed to be ridden by children	26 798	87 203	352 666	764 563
8712003000	Other bicycles	255 948	2 468 616	3 645 013	31 413 679
8712009000	Other cycles	840	1 172 167	2 451	7 983 530
8713100000	Carriages for disabled persons, not mechanically propelled	-	40	-	122
8713900000	Carriages for disabled persons, mechanically propelled	1	23 961	3	208 086
8714101000	Saddles of motorcycles (incl. mopeds)	25 315	320 326	139 984	1 812 708
8714102000	Spokes/nipples of motorcycles (including mopeds)	22 152	96 347	49 412	193 481
8714109010	Frame and forks(incl. Telescopic fork, rear suspension and parts thereof)	120 661	658 253	928 868	4 792 162
8714109020	Gearing,gearbox,clutch and other transmission equip. and part thereof	94 162	790 640	887 561	7 107 203
8714109030	Wheel rims	205 433	1 357 331	1 182 061	7 242 137
8714109040	Brakes and parts thereof	219 108	1 719 791	2 020 440	14 268 131
8714109050	Silencers (mufflers) and parts thereof for vehicles of heading 8711-8713	8 221	41 291	124 483	622 046
8714109090	Oth parts and accessories of vehicles of heading 8711- 8713	2 580 631	20 409 448	27 534 992	195 081 193
8714201900	Castors of a dmm(incl. tyres) > 250 mm that the wheel width > 30 mm	66 905	861 858	966 805	10 761 419
8714209000	Other parts of carriages for disabled persons	35 182	280 931	292 003	12 750 592
8714911000	Frame and forks for bicycles designet to be ridden by children	3	154	100	8 993
8714919100	Parts for forks	-	2 295	-	1 299
8714919900	Other parts for forks	6 799	115 682	64 379	891 056
8714921000	Wheel rims and spokes for bicycles designet to be ridden by children	5 367	167 454	36 067	856 196
8714929000	Other wheel rims and spokes	16 607	188 632	61 902	612 514
8714931000	Hubs,(exlc coaster brake hub, hub brake free/sprocket-wheel),bicycle by children	-	64 391	-	191 685
8714939000	Oth hubs, (exlc coaster braking hub, hub brake, free/sprocket-wheel)	233 543	2 685 982	2 047 513	23 242 064
8714941000	Brakes,(incl coast brake hub,hub brake) for bicycles to be ridden by children	-	7 649	-	10 184
8714949000	Oth brakes, (incl coaster braking hubs, hub brakes)	70 459	881 516	845 184	8 973 744
8714951000	Saddles for bicycles designet to be ridden by children	7 403	71 749	27 128	320 767
8714959000	Other saddles	3 565	22 590	34 348	261 914
8714961000	Pedals and crank-gear,& parts thrf for bicycles to be ridden by children	115 850	1 453 922	356 523	4 603 053
8714969000	Other pedals and crank-gear, and parts thereof	119	580	7 113	21 631
8714991100	Handle,bars,pillars or parts & access. of bicycle to be ridden by children	1 170	12 005	4 256	122 365
8714991200	Chain wheels and cranks for bicycles designet to be ridden by children	1 100	7 979	1 380	13 919

Tabel 3 : Ekspor Indonesia menurut Komoditi (Kode HS 10 digit)
Export of Indonesia by Commodity (10 digit of HS Code)

September 2016
September

Kode H S HS Code	Uraian golongan barang Group description	Berat bersih / Net weight (Kg)		Nilai / Value F.O.B. (U S \$)	
		Bulan ini Current month	Kumulatif Cum. Jan. to date	Bulan ini Current month	Kumulatif Cum. Jan. to date
(1)	(2)	(3)	(4)	(5)	(6)
8714999100	<i>Oth handle,bars,pillars or parts and accessories</i>	189 561	1 902 533	855 976	5 774 321
8714999200	<i>Other chain wheels and cranks</i>	723 815	7 133 934	6 024 750	58 647 585
8715000000	<i>Baby carriages and parts thereof</i>	1 242	8 564	1 044	13 053
8716399100	<i>Oth agricul. trailers and semi-trailers carrying capacity > 200 t</i>	85 477	330 784	19 562 103	21 648 302
8716399900	<i>Oth agricul. trailers and semi-trailers carrying capacity < 200 t</i>	-	60 365	-	960 181
8716400000	<i>Other trailers and semi-trailers</i>	750	141 190	250	198 793
8716801000	<i>Cart,wagon,sack truck,hand trolleys & similar hand-propelled vhcl used in fact</i>	1 326	18 091	3 083	130 583
8716802000	<i>Wheelbarrows</i>	34 670	372 122	49 551	611 082
8716809000	<i>Oth vehicles not mechanically propelled</i>	75	64 224	30	211 069
8716901300	<i>Parts for trailer and semi-trailers for goods of agricultural puposes</i>	-	1 131	-	400
8716901900	<i>Other parts for trailer and semi-trailer</i>	111 000	1 229 489	58 500	1 558 434
8716909300	<i>Other parts for other vehicles</i>	1 924	2 741	252	1 113
8716909600	<i>Other castor</i>	-	1 455	-	588
8716909900	<i>Oth trailer and semi-trailers,oth vhcls not mechanically</i>	181	168 201	2 685	350 556
8801000000	<i>Balloon,dirigibles,glider, hang gliders and other non-powered aircraft</i>	-	83	-	207
8802110000	<i>Helicopters of an unladen weight <= 2,000 kg</i>	-	1 210	-	2 784
8802120000	<i>Helicopters of an unladen weight > 2,000 kg</i>	-	1 009	-	75 000
8802209000	<i>Aeroplane of an unladen weight > 2,000 kg</i>	-	50	-	69 900
8802401000	<i>Aeroplanes of an unladen weight > 15,000 kg</i>	27 200	44 273	62 000	5 365 910
8803100000	<i>Propellers, rotors, parts thereof heading 8801 or 8802</i>	1 088	31 587	8 220	358 427
8803200000	<i>Under-carriages, parts thereof heading 8801 or 8802</i>	1 376	12 199	48 404	328 804
8803300000	<i>Other parts of aeroplanes/helicopters heading 8801 or 8802</i>	34 967	309 268	8 074 672	57 734 503
8803901000	<i>Parts of telecommunication satellites</i>	-	7	-	5 475
8803902000	<i>Parts of balloons, gliders/kites</i>	284	2 203	4 010	21 248
8803909000	<i>Other parts of goods of ballon, dirigibles and other aircraft</i>	4 802	126 725	40 316	920 660
8804001000	<i>Parachutes (incl dirigible parachutes, paragliders)&rotochutes,parts,acces thrf</i>	25	50	94	4 594
8804009000	<i>Oth parachutes (incl dirigible parachut, paragliders)&rotochutes,parts,acces thrf</i>	-	932	-	21 887
8805100000	<i>Aircraft launching gear, part thereof, deck arrestor/similar gear,part thereof</i>	-	1 099	-	31 500
8805299000	<i>Parts of ground flying trainers</i>	-	71	-	19 170
8901102000	<i>Cruise ships,excursion boats,ferry-boats of gross tonnage>26 but<=500 ton</i>	38 000	785 000	40 463	12 224 530
8901106000	<i>Cruise ships,excursion boats,ferry- boats of gross tonnage>500 but<=1000ton</i>	-	221 000	-	398 417
8901107000	<i>Cruise ships,excursion boats,ferry- boats of gross tonnage>1000but<=4000ton</i>	-	768 000	-	17 218 346
8901109000	<i>Cruise ships,excursion boats,ferry- boats of gross tonnage > 5000 ton</i>	-	1 008 000	-	7 259 201
8901205000	<i>Tankers of gross tonnage <= 5000 ton</i>	-	1 610 000	-	15 427 824
8901207000	<i>Tankers of gross tonnage > 5000 ton but <= 50000 ton</i>	-	77 537 000	-	15 176 785
8901901200	<i>Other vessels,for transp. not motorised of gross tonnage > 26 but <= 500 ton</i>	-	754 000	-	777 421
8901901400	<i>Other vessels,for transp. not motorised of gross tonnage ></i>	1 990 000	23 793 000	1 525 094	17 643 036
8901903100	<i>Other vessels,for transp. motorised of gross tonnage <= 26 ton</i>	8 000	51 500	225 858	683 602
8901903200	<i>Other vessels for transport, motorised of gross tonnage > 26</i>	-	664 000	-	4 886 644
8901903300	<i>Other vessels,for transp. motorised of gross tonnage > 500 but <= 1000 ton</i>	-	1 148 000	-	2 233 917
8901903400	<i>Other vessels,for transp. motorised of gross tonnage >1000 but <= 4000 ton</i>	-	7 202 000	-	9 699 979
8901903600	<i>Other vessels,for transp. motorised of gross tonnage >5000 but <= 50000 ton</i>	-	9 882 000	-	5 037 876

Tabel 3 : Ekspor Indonesia menurut Komoditi (Kode HS 10 digit)
Export of Indonesia by Commodity (10 digit of HS Code)

September 2016
September

Kode H S HS Code	Uraian golongan barang Group description	Berat bersih / Net weight (Kg)		Nilai / Value F.O.B. (U S \$)	
		Bulan ini Current month	Kumulatif Cum. Jan. to date	Bulan ini Current month	Kumulatif Cum. Jan. to date
(1)	(2)	(3)	(4)	(5)	(6)
8901903700	Other vessels,for transp. motorised of gross tonnage > 50000	42 574 000	42 574 000	4 300 000	4 300 000
8902009300	Other fishing vessels of gross tonnage > 40 but <= 250 ton	-	530 000	-	175 000
8902009400	Other fishing vessels of gross tonnage > 250 but <= 1000 ton	-	1 885 000	-	556 687
8903100000	Yachts&oth vessels for pleasure/sports rowing boats&canoes, inflatable	22 869	106 818	177 280	796 811
8903910000	Sailboats, with/without auxiliary motor , not inflatable	2 070	34 280	12 869	485 656
8903920000	Motorboats, other than outboard motor, not inflatable	62 000	68 000	10 000	12 964
8903990000	Other vessels for pleasure/sports; canoes, not inflatable	4 614	25 499	62 195	480 265
8904003100	Tugs and pusher craft, power <= 4000 hp of gross tonnage <= 26 ton	1 275 000	2 242 301	5 100 000	9 248 809
8904003900	Tugs and pusher craft, power > 4000 hp of gross tonnage <= 26 ton	45 000	1 328 374	422 500	14 390 813
8905200000	Floating/submersible drilling/ production platforms	903 883	17 225 595	1 505 533	147 296 513
8905901000	Floating docks	-	13 100 000	-	17 778 775
8905909000	Oth vessels w/navigability of which is subsidiary to their main function	-	61 195	-	2 970 669
8906901000	Lifeboats oth than rowing boats, oth vessels of displacement <= 30 tons	-	8 707	-	23 299
8906909000	Lifeboats oth than rowing boats, oth vessels of displacement > 300 tons	-	3 375 962	-	44 284 768
8907100000	Floating structures, inflatable rafts	838	17 774	8 600	61 549
8907901000	Buoys	36 300	1 084 364	15 765	12 219 803
8907909000	Other floating structures	11 865	2 156 765	77 117	5 826 833
9001109000	Optical fibres, optical fibre bundles& cables for other purpose	21	22	96	174
9001200000	Sheets and plates of polarising material	104	815	4 230	30 233
9001300000	Contact lenses	35 233	314 947	6 614 473	54 855 996
9001400000	Spectacle lenses of glass	4 022	22 711	253 626	1 479 132
9001500000	Spectacle lenses of other materials	144 691	1 326 417	2 842 149	27 944 671
9001909000	Other elements of glass not optically worked	129	36 810	3 241	727 688
9002111000	Objective lenses for cinematographic projector	93	478	22 101	108 582
9002119000	Objective lenses for cameras and other projector	1 613	45 072	399 630	9 830 076
9002190000	Objective lenses for other instruments & apparatus	165	1 238	53 519	421 687
9002202000	Filters for cinematographic cameras, photographic cameras & oth projectors	16	121	80	620
9002203000	Filters for telescopes/microscopes	-	14	-	2 046
9002209000	Filters for oth instruments&apparatus	60	419	17 082	48 845
9002903000	Lenses&prisms for cinematographic, photographic cameras & oth projectors	16 056	110 213	3 702 773	26 197 357
9002909000	Other Lenses & prisms	10	757	1 884	37 962
9003110000	Frames & mountings for spectacles, goggles of plastics	25	156	60	29 621
9003190000	Frames & mountings for spectacles, goggles of other materials	4 401	19 109	83 025	451 921
9003900000	Parts for spectacles,goggles	134	2 156	46 038	1 055 592
9004100000	Sunglasses	216	5 848	12 730	199 218
9004905000	Protective goggles	170	579	4 011	15 679
9004909000	Other spectacles & goggles	559	1 905	1 501	7 844
9005100000	Binoculars	-	23	-	6 332
9005809000	Monoculars & oth optical telescopes	4	44	387	24 774
9005901000	Part&acc (incl mountings) for astronomic instruments excl for radio astronomy	-	310	-	2 300
9005909000	Parts&accessories (include mountings) for oth optical	-	61	-	629
9006109000	Oth laser photoplotter,cameras of a kind used for preparing print plates/cylinder	9	60	2 987	4 176
9006300000	Cameras specially design for under water use for aerial survey, medical/surgical	-	4 799	-	93 691
9006400000	Instant print cameras	-	13 118	-	537 374

Tabel 3 : Ekspor Indonesia menurut Komoditi (Kode HS 10 digit)
Export of Indonesia by Commodity (10 digit of HS Code)

September 2016
September

Kode H S HS Code	Uraian golongan barang Group description	Berat bersih / Net weight (Kg)		Nilai / Value F.O.B. (U S \$)	
		Bulan ini Current month	Kumulatif Cum. Jan. to date	Bulan ini Current month	Kumulatif Cum. Jan. to date
(1)	(2)	(3)	(4)	(5)	(6)
9006510000	<i>Oth cameras w/ a through-the lens view finder(slr),for roll film of width<=35mm</i>	4	198	4 584	36 493
9006520000	<i>Oth cameras for roll film of width<35 mm</i>	-	40	-	40
9006599000	<i>Lasers photo plotters/imagesetters without raster image processor</i>	-	98	-	7 348
9006610000	<i>Discharge lamp ("electronic") flashlight apparatus</i>	-	115	-	248
9006690000	<i>Photographic flashbulbs apparatus</i>	-	27	-	322
9006913000	<i>Parts & accessories for instan print camera,w/ slr,roll film a width<=35mm</i>	-	30	-	774
9006919000	<i>Other parts & accessories for cameras</i>	-	57	-	3 199
9006991000	<i>Parts & accessories for photographic flash-light apparatus</i>	-	4 150	-	45 770
9006999000	<i>Parts & accessories oth than for photograp flash-light</i>	71	1 013	15 701	142 754
9007100000	<i>Cinematographic cameras</i>	239	5 270	36 356	974 299
9007209000	<i>Cinematographic projectors for film of more than 16 mm in width</i>	9	3 389	100	193 654
9007910000	<i>Parts and accessories for cinematographic cameras</i>	-	18	-	600
9007920000	<i>Parts and accessories for cinematographic projectors</i>	-	542	-	119 392
9008509000	<i>Projector,enlarge/reducer,oth microfilm/ fiche/form whether/not capable of copies</i>	-	425	-	2 738
9008902000	<i>Part&accessories for image projector of fotografic, enlarge & reducers</i>	510	510	12 875	12 875
9008909000	<i>Part&accessories for image projector oth of fotografic, enlarge & reducers</i>	63	303	600	6 375
9010100000	<i>App & equipment for automatically develope/expose photographic film/paper</i>	5	142	100	29 512
9010509000	<i>Oth app&equip for photograph laboratorie (inc cinematographic); negatoscopes</i>	-	13 000	-	11 130
9010601000	<i>Projection screens of 300 inches or more</i>	-	180	-	342
9010609000	<i>Projection screens of 300 inches or less</i>	1 688	6 803	950	2 990
9010909000	<i>Parts&accessoris of other apparatus& equipment for photographics laboratories</i>	-	549	-	47 587
9011100000	<i>Stereoscopic microscopes</i>	-	109	-	30 408
9011200000	<i>Oth microscopes for photomicrography, cinephotomicrography or microprojection</i>	-	28	-	28 313
9011800000	<i>Other optical microscopes</i>	88	1 080	958	324 426
9011900000	<i>Parts and accessories of compound optical microscopes</i>	-	2	-	1 000
9012100000	<i>Microscopes oth than optical microscope diffraction</i>	-	58	-	28 324
9012900000	<i>Parts and accessories for microscope oth than optical</i>	-	282	-	13 934
9013200000	<i>Lasers, other than laser diodes</i>	90	786	1 000	135 841
9013801000	<i>Optical error verifications&repair app for pcb/pwb&pca</i>	-	44	-	3 744
9013802000	<i>Liquid crystal devices</i>	424	3 977	221 095	1 012 671
9013809000	<i>Other devices, appliances&instruments of other optical appliances</i>	-	1 296	-	120 481
9014100000	<i>Direction finding compasses</i>	17	82	594	7 397
9014200000	<i>Instrum&appl for aeronautical/space navigation (other than</i>	-	39	-	29 650
9014809000	<i>Oth navigation instrum&appl of oth used on ships</i>	2 444	26 798	55 533	1 086 056
9014909000	<i>Parts & accessories of other navigation instruments &</i>	47	1 782	2 433	17 299
9015101000	<i>Rangefinders of used in photography or cinematography</i>	100	121	40	93
9015109000	<i>Rangefinders other than of used in photography or cinematography</i>	258	5 410	53 218	130 484
9015200000	<i>Theodolites & tachymeters (tacheometers)</i>	-	121	-	14 812
9015300000	<i>Levels [measuring higher of ground]</i>	31	492	36	7 253
9015801000	<i>Radio sonde and radio wind apparatus</i>	16	598	23	26 225
9015809000	<i>Other instruments&appliances oth than Radio sonde and radio wind apparatus</i>	495	164 135	14 543	7 722 854
9015900000	<i>Parts & accessories of surveying instruments & appliances</i>	3 243	19 568	263 300	1 907 488
9016000000	<i>Balances of a sensitivity of 5 cg or better, w/without their</i>	20 847	167 256	879 638	8 301 900

Tabel 3 : Ekspor Indonesia menurut Komoditi (Kode HS 10 digit)
Export of Indonesia by Commodity (10 digit of HS Code)

September 2016
September

Kode H S HS Code	Uraian golongan barang Group description	Berat bersih / Net weight (Kg)		Nilai / Value F.O.B. (U S \$)	
		Bulan ini Current month	Kumulatif Cum. Jan. to date	Bulan ini Current month	Kumulatif Cum. Jan. to date
(1)	(2)	(3)	(4)	(5)	(6)
9017109000	Drafting tables and machines,whether not automatic other than plotters,	-	1 955	-	24 061
9017201000	Rulers,drawing,marking out,or mathematical calculating instrument	376	6 029	171	26 345
9017205000	Oth Plotter, drawing,marking out,or mathematical calculating instrument	-	18 550	-	51 450
9017209000	Other drawing,marking-out/mathematical calculating instruments	38	113 903	780	76 706
9017300000	Micrometers, callipers and gauges	1 027	11 067	29 668	825 401
9017800000	Oth instruments for measuring length for use in hand, rods and tapes	461	7 059	9 955	296 737
9017902000	Parts&acc of app for the project/draw of circ pattern,sens substrate for pcb/pwb	1 600	4 649	38 472	108 039
9017909000	Parts & accessories of oth instruments for measuring length for use in the hand	202	659	16 922	20 112
9018110000	Electro-cardiographs,used in medical	-	218	-	40 164
9018120000	Ultrasonic scanning apparatus, used in medical	1 223	6 503	229 621	487 708
9018130000	Magnetic resonance imaging apparatus used in medical	228	1 763	22 178	273 516
9018140000	Scintigraphic apparatus used in medical	-	403	-	40 698
9018190000	Other electro-diagnostic apparatus used in medical	141 066	1 275 625	2 901 319	20 228 856
9018200000	Ultra-violet/infra-red ray apparatus used in medical	-	202	-	38 823
9018311000	Disposable syringes, with or without needles	129 686	1 513 302	618 147	6 809 143
9018319000	Syringes, with/without needles other than disposable syringes	904	62 509	4 150	312 129
9018320000	Tubular metal needles and needles for sutures	-	1 673	-	66 262
9018391000	Catheters	-	3 245	-	48 893
9018399000	Cannulae and the like	112 123	610 142	984 040	9 188 510
9018410000	Dental drill eng,whether/not combined on a single base with oth dental equip	1	103	250	11 840
9018490000	Oth instruments and appliances, used in dental sciences	-	1 727	-	228 526
9018500000	Oth ophthalmic instruments&appliances	185	1 475	278 566	548 028
9018902000	Intravenous administration set	8 940	42 294	49 127	580 019
9018903000	Electronic instruments and appliances, used in medical	63	5 594	9 201	247 737
9018909000	Other instruments and appliances, used in medical	759 629	4 533 552	7 906 917	50 964 331
9019101000	Electronic,mechano-therapy appliances massage,psycho aptitude-test apparatus	5 240	27 821	338 508	1 629 317
9019109000	Mechano-therapy appliance massage,psycho aptitude-test apparatus oth than electr	1 361	1 463	63 994	82 493
9019200000	Ozone therapy,oxygen therapy, aerosol therapy, artificial respiration/other	33 229	202 869	837 758	4 976 792
9020000000	Breath appl,gas masks,excl protec masks have neither mech part,replace filters	1 002	1 503	15 008	19 790
9021100000	Orthopaedic or fracture appliances	-	1 245	-	744 122
9021210000	Artificial teeth,orthopaedic appliances	-	10	-	585
9021290000	Dental fittings,orthopaedic appliances	42	367	2 966	20 425
9021390000	Other artificial parts of the body	44	733	8 916	221 870
9021400000	Hearing aids, excluding parts and accessories	45	119	57 750	63 328
9021900000	Oth appl.which are worn/carried/implan in the body,to compensate for a defect	1 062	7 941	79 559	836 800
9022120000	Computed tomography apparatus	-	2 800	-	81 167
9022130000	X-ray app for dental uses	-	1 317	-	34 681
9022140000	X-ray app for medical,surgical or veterinary uses	18	7 326	1 021	435 437
9022191000	X-ray app for the physical inspection of solder joints on pcb/pwb assemblies	218	4 444	1 177	90 964
9022199000	X-ray For radiografi or radiotherapy apparatus	-	19 667	-	308 924
9022210000	Alpha,beta/gamma radiations,for medical surgical,dental/veterinary uses	218	4 880	7 471	113 811
9022290000	Alpha,beta/gamma radiations,for radiography or radiotherapy apparatus	-	354	-	54 347
9022300000	X-ray tubes	419	4 758	2 598	318 666

Tabel 3 : Ekspor Indonesia menurut Komoditi (Kode HS 10 digit)
Export of Indonesia by Commodity (10 digit of HS Code)

September 2016
September

Kode H S HS Code	Uraian golongan barang Group description	Berat bersih / Net weight (Kg)		Nilai / Value F.O.B. (U S \$)	
		Bulan ini Current month	Kumulatif Cum. Jan. to date	Bulan ini Current month	Kumulatif Cum. Jan. to date
(1)	(2)	(3)	(4)	(5)	(6)
9022909000	Part&acc oth of x-ray app for the physic inspection of solder joints on pca	2 390	23 236	470 934	6 517 821
9023000000	Instruments app&model,for demonstra purposes(in education/exhibitions)	11 276	53 439	105 194	937 694
9024101000	Machines&appliances for testing metals, electrically operated	-	2 165	-	54 725
9024102000	Machines&appliances for testing metals, not-electrically operated	112	1 110	500	6 754
9024801000	Oth mach& appliances for testing wood, textiles,paper,plastics,elect operate	1 291	6 774	4 736	143 613
9024802000	Oth mach& appliances for testing wood, textiles,paper,plastic,not elect operate	2	52	10	1 597
9024901000	Parts&acc for elect operated mach&app for test mechanical properties,materials	23	149	2 561	36 064
9024902000	Parts&acc for non elect operated mach& app for test mechan properties materials	2 370	5 116	2 142	2 378
9025110000	Thermometers&pyrometers,liquid filled, for direct reading	8	49	307	5 137
9025191100	Thermometers&pyrometers,elect operated, temperature gauges for motor vehicles	-	3	-	11
9025191900	Thermometers&pyrometers,elect operated, oth temperature gauges for motor vehicle	425	7 263	336 093	5 651 230
9025192000	Thermometers&pyrometers not electrically operated	2 495	9 500	150 888	327 084
9025802000	Oth instruments of oth than thermometers &pyrometers, electrically operated	155	1 142	3 625	33 773
9025803000	Oth instruments of oth than thermometers &pyrometers, not electrically operated	-	1 531	-	73 874
9025901000	Parts&aces of hidrometer,termometer/ similar instrument, electric operated	78	850	12 000	35 030
9025902000	Parts&aces of hidrometer,termometer/ similar instrument, non electric operate	9	120	55	15 640
9026101000	Level gauges for motor vehicles electrically operated	12	4 900	1 693	396 820
9026102000	Level gauges for motor vehicles not electrically operated	2	669	3	14 124
9026103000	Oth measuring/check the flow/level of liquid, electrically operated	132	1 853	4 898	88 007
9026109000	Oth measuring/check the flow/level of liquid,not electrically operated	-	772	-	61 241
9026201000	Presure gauges for motor vehicles, electrically operated	-	122	-	29 828
9026202000	Presure gauges for motor vehicles, not electrically operated	4 774	36 398	140 034	1 025 799
9026203000	Other measuring/checking pressure instruments, electrically operated	149	13 795	278 766	1 191 762
9026204000	Other measuring/checking pressure instruments,not electrically operated	843	12 856	29 728	2 187 231
9026801000	Oth instruments/app for measuring/check the flow/level/press,electric operated	678	5 719	139 873	885 308
9026802000	Oth instruments/app for measuring/check, flow/level/press,not electric operated	41	5 387	165	9 846
9026901000	Part&acc for electric operate instrument &app,measure/check the flow level,press	3 222	32 490	53 235	578 798
9026902000	Part&acc for non electric operate instru &app,measure/check the flow level,press	7 295	64 464	289 662	1 847 934
9027101000	Gas/smoke analysis apparatus, electrically operated	7 105	7 737	74 719	110 878
9027102000	Gas/smoke analysis apparatus, not electrically operated	399	569	29 125	44 357
9027201000	Chromatographs&elektrophoresis instruments, electrically operated	-	323	-	70 022
9027301000	Spectro/spectrophotometers&spectro graph use optic radiat,elect operated	168	1 943	59 700	225 230
9027302000	Spectro/spectrophotometers&spectro graph use optic radiat,not elect operate	23	223	2 609	42 613

Tabel 3 : Ekspor Indonesia menurut Komoditi (Kode HS 10 digit)
Export of Indonesia by Commodity (10 digit of HS Code)

September 2016
September

Kode H S H S Code	Uraian golongan barang Group description	Berat bersih / Net weight (Kg)		Nilai / Value F.O.B. (U S \$)	
		Bulan ini Current month	Kumulatif Cum. Jan. to date	Bulan ini Current month	Kumulatif Cum. Jan. to date
(1)	(2)	(3)	(4)	(5)	(6)
9027501000	<i>Oth instrum&app using optic radiations (uv, visible, ir),electrically operated</i>	895	15 428	135 440	2 065 631
9027502000	<i>Oth instrum&app using optic radiations (uv, visible, ir),not electric operated</i>	-	289	-	16 537
9027801000	<i>Oth instruments&app,exposure meters</i>	-	63	-	2 234
9027803000	<i>Oth instruments&app oth than exposure meters,electrically operated</i>	16 421	126 050	3 560 563	23 647 145
9027804000	<i>Oth instruments&app oth than exposure meters,not electric operated</i>	2	110	60	9 199
9027901000	<i>Parts&acc incl pca of head 9027,oth than for gas/smoke analysis app&microtomes</i>	441	31 380	161 086	10 804 671
9027909100	<i>Microtomes, electrically operated</i>	3 914	4 458	46 763	66 129
9027909900	<i>Microtomes,not electrically operated</i>	15 803	117 932	235 749	1 931 137
9028101000	<i>Gas meters of a kind mounted in gas containers</i>	-	1 590	-	27 403
9028109000	<i>Other gas meters</i>	-	34	-	104
9028202000	<i>Liquid meters, water meters</i>	115 859	1 093 257	953 966	9 823 382
9028209000	<i>Other liquid meters</i>	-	10 960	-	370 631
9028301000	<i>Electricity meters,kilowatt hour meters (kwh)</i>	48 687	471 799	1 007 324	9 595 299
9028309000	<i>Other Electricity meters</i>	-	191	-	9 369
9028901000	<i>Part&accessories,water meter housings or bodies</i>	1 086	53 339	4 829	315 364
9028909000	<i>Part&accessories,oth water meter housings or bodies</i>	28 934	292 420	1 385 239	12 879 371
9029102000	<i>Taximeters</i>	-	1	-	32
9029109000	<i>Mileometers, pedometers and the like</i>	793	3 936	81 666	439 154
9029201000	<i>Speedometer for motor vehicles</i>	13 354	57 033	518 012	3 800 683
9029202000	<i>Tachometers for motor vehicles</i>	25 479	369 718	426 899	6 122 191
9029209000	<i>Oth speed indicators&tachometers; stroboscopes</i>	775	3 974	56 836	268 643
9029901000	<i>Parts&acc of revolution counter&the like or of stroboscopes of subheading 902920</i>	77	1 705	1 932	35 822
9029902000	<i>Parts and accessories of other goods of speed indicators & tachometers</i>	3 666	24 881	210 411	1 677 838
9030100000	<i>Instruments & apparatus for measuring/ detecting ionising radiations</i>	138	313	192 633	263 897
9030200000	<i>Oscilloscope and oscillographs</i>	14	478	1 437	93 381
9030310000	<i>Multimeters without a recording device</i>	163	2 903	27 100	64 840
9030320000	<i>Multimeters with a recording device</i>	-	397	-	49 085
9030331000	<i>Instruments and apparatus for measuring/ check voltage without a record device</i>	2	6 253	10	138 553
9030332000	<i>Impedance-measuring instruments& apparatus designed to provide visual</i>	-	90	-	812
9030339000	<i>Oth instruments&apparatus for measuring /check voltage without a record device</i>	17	1 258	10	79 528
9030390000	<i>Oth Instruments&apparatus for measuring/ check voltage with a record device</i>	85	2 229	17 121	192 568
9030400000	<i>Other instruments and apparatus, designed for telecommunications</i>	30	160	9 630	94 209
9030821000	<i>Wafer probers for measuring/check semiconductor wafers</i>	1 470	2 388	100 000	120 000
9030829000	<i>Oth instrum&app for measuring/check semi conductor wafer/devices oth wafer prober</i>	-	75	-	10 572
9030841000	<i>Instruments & app with a recording for measure/check elect quantities,pcb/pca</i>	-	149	-	15 614
9030849000	<i>Oth instru&app with a record for measure ,check electrical quantities</i>	-	70	-	11 123
9030891000	<i>Instru&app,w/o recording device for goods other than subheading 903039</i>	-	227	-	32 859
9030899000	<i>Oth instruments & apparatus,without recording device</i>	27	3 345	20 160	230 817
9030901000	<i>Parts&accessories incl pca of goods goods of subhead 903040 & 903082</i>	320	2 561	181 357	1 245 418
9030903000	<i>Parts&acc of optic instrum&appliance for measuring/check pcb/pwb&pca</i>	89	5 082	13 627	275 738
9030904000	<i>Parts&acc of instrum&app for measure/ check elect quantities on pcb&pca</i>	422	1 914	29 635	165 806

Tabel 3 : Ekspor Indonesia menurut Komoditi (Kode HS 10 digit)
Export of Indonesia by Commodity (10 digit of HS Code)

September 2016
September

Kode H S HS Code	Uraian golongan barang Group description	Berat bersih / Net weight (Kg)		Nilai / Value F.O.B. (U S \$)	
		Bulan ini Current month	Kumulatif Cum. Jan. to date	Bulan ini Current month	Kumulatif Cum. Jan. to date
(1)	(2)	(3)	(4)	(5)	(6)
9030909000	Other parts&accessories of goods of head 9030	2	4 226	74	242 690
9031101000	Machines for balancing mechanical parts, electrically	17	1 902	1 545	211 075
9031102000	Machines for balancing mechanical parts, not electrically operated	-	97	-	17 367
9031201000	Test benches, electrically operated	760	6 380	40 750	77 123
9031202000	Test benches,not electrically operated	-	38	-	43 073
9031410000	Oth optic instrum&appl for inspect semi conduct wafer/device/photomasks/reticles	-	3 320	-	40 262
9031491000	Optic instrum&appl for measur surface particulate contamination,semicond wafer	-	45	-	37 936
9031492000	Optical error verification&repair app for pca/pwb and pca	-	32	-	60 152
9031499000	Other optical instruments and appliances for other purposes	3 508	28 215	1 552 169	9 624 780
9031801000	Cable tester	-	623	-	29 280
9031809000	Oth instruments,appliances and machines, other cable tester	36 602	423 625	1 811 776	16 966 605
9031901100	Parts&acc incl pca of optical instrum& appl,inspect semicon wafer,elect operate	25	2 456	35	380 491
9031901200	Parts&acc of optic error verif&repair apparatus for pcb/pwb&pca,elect operated	-	1	-	52
9031901300	Parts&acc of oth optic instruments&appl, measuring/chek pcb/pwb&pca,elect operate	-	2 705	-	412 086
9031901900	Oth parts&acc oth than inspect wafer/ repair/measure pcb,pwb,pwa elect operate	5 162	18 689	242 615	1 738 766
9031902000	Oth part&acc for measure/chek instrument appliance&mach,not elect operated	-	13 019	-	121 550
9032101000	Thermostats, electrically operated	11 124	317 412	228 476	4 025 697
9032102000	Thermostats, not electrically operated	185	930	5 532	24 659
9032201000	Manostats, electrically operated	5	34	5 397	15 771
9032810000	Hydraulic or pneumatic	3	7 770	463	222 848
9032891000	Instru&app,automatic data process mach for controll,cargo handling syst of ship	43	943	5 664	87 331
9032892000	Automatic instrum&app for controll chem/elec-chem solutions in pca/pwb	-	8	-	2 159
9032893100	Automatic regulating voltage units (stabilizers),electrically operated	-	3	-	1
9032893900	Instrument&apparatus oth than (stabilizers),electrically operated	24	2 974	1 945	30 975
9032899000	Oth automatic regulating/controll instrum&app not	133	17 365	23 355	677 856
9032901000	Parts&accessories of automatic data process mach,cargo handl sytem of ships	-	4	-	1 060
9032903000	Part&acc automatic, regulating/controll instruments&apparatus,elect operated	-	1	-	160
9032909000	Part&acc automatic, regulating/controll instruments&apparatus,not elect operated	201	96 114	6 988	1 904 968
9033001000	Parts&acc for mach,appl,instrum of chap 90 for electric operated equipment	16 006	87 316	204 595	1 075 097
9033002000	Parts&acc for mach,appl,instrum of chap 90 for not electric operated equip	513	3 450	10 592	77 597
9101190000	Wrist-watch of metal,w/not stopwatch oth w/ mech display only,elect operate	7	30	16 109	97 797
9101210000	Oth wrist-watch,whether/not stopwatch w/ automatic winding of metal	-	4	-	140
9101290000	Oth wrist-watch,whether/not stopwatch oth than automatic winding of metal	185	9 340	4 730	255 987
9101990000	Pocket&oth watch inc stopwatch of metal/ of w/ precious metal,not elect operate	115	806	560 884	711 580
9102110000	Wrist-watch,whether/not stopwatch w/ mech display only,elect operate	-	4 385	-	316 854
9102120000	Wrist-watch,whether/not stopwatch w/ opto-elect display only,elect operate	1	462	84	2 666
9102190000	Wrist-watch,whether/not stopwatch oth than mech&opto,elect operate	97	684	27 278	342 365

Tabel 3 : Ekspor Indonesia menurut Komoditi (Kode HS 10 digit)
Export of Indonesia by Commodity (10 digit of HS Code)

September 2016
September

Kode H S HS Code	Uraian golongan barang Group description	Berat bersih / Net weight (Kg)		Nilai / Value F.O.B. (U S \$)	
		Bulan ini Current month	Kumulatif Cum. Jan. to date	Bulan ini Current month	Kumulatif Cum. Jan. to date
(1)	(2)	(3)	(4)	(5)	(6)
9102290000	<i>Oth wrist-watch, whether/not stopwatch oth than automatic winding</i>	19	536	1 228	39 860
9102911000	<i>Stop-watches, electrically operated</i>	-	401	-	31 794
9102919000	<i>Pocket-watch&oth watch, electrically operated</i>	-	5	-	651
9102990000	<i>Pocket-watch&oth watch inc stopwatch not electrically operated</i>	1 120	4 869	76 935	444 856
9103900000	<i>Clocks with watch movements, excl clocks ofh9104 not elect operated</i>	-	547	-	120 661
9104001000	<i>Instrument panel clocks & clocks of a similar type, for vehicles</i>	6	126	480	10 210
9104002000	<i>Instrument panel clocks & clocks of a similar type, for aircraft</i>	-	20	-	23 300
9104009000	<i>Instrument panel clocks & clocks of a similar type, for</i>	-	41	-	104
9105110000	<i>Alarm clocks, electrically operated</i>	-	2	-	6
9105190000	<i>Alarm clocks, not electrically operated</i>	265	559	787	2 446
9105210000	<i>Wall clocks, electrically operated</i>	300	2 440	575	8 955
9105290000	<i>Wall clocks, not electrically operated</i>	418	3 583	518	7 152
9105999000	<i>Oth clocks, oth than Marine chronometers not electrically operated</i>	1	1 596	1	7 000
9106100000	<i>Time-registers, time-recorders</i>	13 904	85 911	1 006 470	6 658 263
9106901000	<i>Parking meters</i>	-	274	-	65
9106909000	<i>Oth time of day recording&measuring app oth than parking meter</i>	2 972	19 171	265 128	2 011 033
9107000000	<i>Time switches with clock/watch movement/with synchronous motor</i>	-	1 105	-	21 882
9108110000	<i>Watch move comp&assem w/mechanical display only, electrically operated</i>	-	19	-	20 475
9110900000	<i>Oth complete watch or clock movements</i>	13	23	503	681
9111900000	<i>Parts of watch cases</i>	14	91	1 000	11 000
9113100000	<i>Watch straps, bands&bracelets of precious metal/of metal clad w/ precious metal</i>	1	2	4	39
9113900000	<i>Oth watch straps, bands&bracelets and parts thereof</i>	724	2 665	3 274	15 467
9114100000	<i>Springs, including hair-springs of clock or watch parts</i>	-	214	-	19 832
9201100000	<i>Upright pianos</i>	1 031 214	9 311 908	7 807 513	70 414 525
9201200000	<i>Grand pianos</i>	189 484	1 787 020	2 737 870	25 116 673
9201900000	<i>Oth pianos, incl automatic pianos harpsichord&oth keybrd string instrument</i>	171 796	1 586 696	2 119 599	18 619 326
9202100000	<i>String musical instrument(violins, harps) , played with a bow</i>	-	511	-	541
9202900000	<i>Oth string musical instruments(guitars) not played with a bow</i>	316 600	2 433 464	6 917 385	52 647 231
9205100000	<i>Brass-wind instruments</i>	-	123	-	9 618
9205901000	<i>Keyboard pipe organ, harmonium&similar keyboard instruments w/ free metal reeds</i>	17 976	272 558	49 623	760 916
9205909000	<i>Other wind musical instruments</i>	108 072	903 285	3 531 699	28 485 464
9206000000	<i>Percussion musical instruments (exp, drm, xylophones, cymbals, castanets)</i>	378 016	1 886 333	797 436	5 322 049
9207100000	<i>Keyboard instruments, oth than accordions</i>	2 050 065	16 858 606	13 975 913	118 087 398
9207900000	<i>Oth musical instruments, the sound is produced must be amplified, electrically</i>	549 673	3 678 753	8 995 317	65 960 019
9208100000	<i>Musical boxes</i>	-	381	-	2 000
9208909000	<i>Fairground, mech street organ, sing bird, musical saw, oth musical instruments</i>	1 970	11 113	13 750	92 061
9209300000	<i>Musical instrument strings</i>	420	5 912	35 293	365 684
9209911000	<i>Part&accessories, strung backs, keyboards & metal frames for upright pianos</i>	127 997	996 696	683 016	6 115 282
9209919000	<i>Other parts and accessories for pianos</i>	135 462	1 180 257	955 711	9 186 736
9209920000	<i>Parts & accessories for the musical instrument of string musical instrument</i>	103	9 898	1 734	105 556
9209940000	<i>Parts&acc, the music instrument of sound of which is prod/must be amplified, elect</i>	117 874	1 310 218	1 122 302	9 831 341
9209990000	<i>Parts & accessories for oth musical instruments</i>	13 655	95 822	929 635	10 214 411

Tabel 3 : Ekspor Indonesia menurut Komoditi (Kode HS 10 digit)
Export of Indonesia by Commodity (10 digit of HS Code)

September 2016
September

Kode H S HS Code	Uraian golongan barang Group description	Berat bersih / Net weight (Kg)		Nilai / Value F.O.B. (U S \$)	
		Bulan ini Current month	Kumulatif Cum. Jan. to date	Bulan ini Current month	Kumulatif Cum. Jan. to date
(1)	(2)	(3)	(4)	(5)	(6)
9302000000	Revolvers and pistols, other than those of heading 9303/9304	-	14	-	4 585
9305100000	Parts and accessories of revolvers or pistols	-	32	-	1 000
9306210000	Cartridges	-	0	-	50
9307000000	Swords, cutlasses, bayonets, lances & similar arms & parts thereof & scabbards & sheaths	1	434	74	2 335
9401100000	Seats of a kind used for aircraft	-	4 674	-	17 795
9401201000	Seats of a kind used for motor vehicles of heading 8702/8703/8704	438	6 585	2 198	49 645
9401209000	Seats of a kind used for motor vehicles other than of heading 8702/8703/8704	4 041	78 888	59 334	615 489
9401300000	Swivel seats with variable height adjustment	160	9 583	1 640	44 500
9401400000	Seats other than garden seats/ camping equipment, convertible into beds	-	120	-	900
9401510010	Seat of rattan	1 114 606	10 143 741	4 301 676	42 730 112
9401510020	Seat of bamboo	35 622	105 229	121 131	234 947
9401590000	Seat of cane, osier or similar material	209 331	2 524 895	940 516	11 534 273
9401610000	Other seats, with wooden frames, upholstered	57 691	1 115 767	293 106	5 244 442
9401690010	Other seats, with wooden frames, combined with rattan	671 708	5 484 258	2 620 672	19 707 510
9401690090	Other seats, with wooden frames, combined with other than	4 389 185	46 324 157	18 017 654	193 396 824
9401710000	Other seats, with metal frames, upholstered	102 009	931 487	556 981	6 585 005
9401790010	Other seats, with metal frames, combined with rattan	115 740	838 425	513 949	4 049 141
9401790090	Other seats, with metal frames, combined with other than	407 460	3 779 620	4 254 011	39 007 503
9401800000	Other seats (other than those of heading 9402)	215 664	1 368 173	1 140 527	9 141 561
9401901000	Parts of aircraft seats (heading 94011000)	55 601	383 560	285 655	2 128 039
9401903100	Headrest stiffeners for seats of subheading 94012010,	517	5 382	1 760	19 714
9401903900	Parts of other seats	322 230	2 612 464	3 368 956	28 929 747
9401904000	Parts of seats of subheading 94013000	-	474	-	100
9401909200	Parts of seats of plastics	21 653	1 300 561	188 973	10 096 734
9401909900	Parts of seats of other than plastics	396 600	4 101 371	575 511	6 601 310
9402101000	Medical furniture, dentist's chair & parts thereof	215	215	1 220	1 220
9402103000	Medical furniture, barber's chairs & similar chairs thereof & thereof	10	2 784	20	8 655
9402109000	Other dentist's, barber's or similar chairs of medical furniture	454	49 071	939	142 761
9402901000	Furniture designed for medical, surgical/ veterinary purposes & parts thereof	76 414	350 267	588 476	2 682 244
9402909000	Other furniture designed for medical, surgical/ veterinary purpose & part thereof	155 233	1 353 395	816 959	7 217 751
9403100000	Metal furniture of a kind used in office	46 283	747 906	201 453	4 006 692
9403201000	Other metal furniture, fume cupboards	189 368	1 239 618	595 253	4 213 416
9403209000	Other metal furniture, other than fume cupboards	239 277	3 138 682	1 643 269	17 476 879
9403300000	Wooden furniture of a kind used in offices	1 172 523	9 197 253	3 334 684	24 847 284
9403400000	Wooden furniture of a kind used in the kitchen	1 661 951	11 165 188	4 185 674	25 633 429
9403500000	Wooden furniture of a kind used in the bedroom	3 884 306	32 526 968	13 511 895	113 622 886
9403601000	Other wooden furniture, fume cupboard	-	2 427	-	5 065
9403609000	Other wooden furniture, other than fume cupboard	21 232 324	195 050 940	60 533 844	561 888 359
9403701000	Furniture of plastics for baby walker	851	3 338	3 574	10 608
9403702000	Furniture of plastics for fume cupboard	-	66	-	473
9403709000	Furniture of plastics other than for baby walker, fume cupboard	212 770	2 650 100	1 846 513	18 225 912
9403810010	Bedroom, dining room or living room sets of rattan	503 479	4 204 627	1 929 860	16 527 030
9403810020	Bedroom, dining room or living room sets of bamboo	34 157	479 144	127 494	1 079 875
9403810030	Furniture, of kind used in parks gardens/ vestibules of rattan/ bamboo	2 089	15 639	8 844	67 884
9403810090	Other furniture of bamboo or rattan	16 884	149 212	82 978	701 274
9403891000	Other furniture of other materials, fume cupboards	20 700	337 533	3 307	304 193
9403899010	Bedroom, dining room/ living room sets of other materials	37 246	539 694	365 293	4 537 876
9403899020	Other furniture of a kind used in parks, garden/ vestibules of other materials	22 565	348 026	59 195	454 524

Tabel 3 : Ekspor Indonesia menurut Komoditi (Kode HS 10 digit)
Export of Indonesia by Commodity (10 digit of HS Code)

September 2016
September

Kode H S HS Code	Uraian golongan barang Group description	Berat bersih / Net weight (Kg)		Nilai / Value F.O.B. (U S \$)	
		Bulan ini Current month	Kumulatif Cum. Jan. to date	Bulan ini Current month	Kumulatif Cum. Jan. to date
(1)	(2)	(3)	(4)	(5)	(6)
9403899090	Other furniture of cane, osier, bamboo or similar materials	291 235	2 562 540	1 124 924	10 367 433
9403901000	Part of baby walkers of furniture of plastic (sub heading 94037010)	10 125	17 510	53 679	116 000
9403909000	Parts of other furniture	856 083	4 460 478	1 422 096	9 238 365
9404100000	Mattress supports	129 791	1 200 269	263 798	1 888 386
9404210000	Mattresses of cellular rubber or plastics, whether or not	41 446	213 346	366 596	3 304 900
9404291000	Mattress springs of other materials	60 433	497 095	119 823	1 142 671
9404292000	Mattress of hyperthermia or hypothermia type of oth	-	398	-	1 653
9404299000	Mattress of other materials	345 365	2 777 521	1 696 571	14 376 572
9404300000	Sleeping bags	9 865	139 579	55 944	855 133
9404901000	Quilts,bedspreads & mattress protectors	63 640	454 618	777 048	3 616 010
9404909000	Other articles of bedding&similar furnishing	182 055	2 275 691	1 023 706	8 417 536
9405102000	Lamps for operating rooms	-	8	-	14
9405103000	Spotlight	1 975	13 740	1 605	43 659
9405104000	Fluorescent lamps and lighting fittings	5 908	8 421	41 962	55 030
9405109000	Oth chandeliers&oth elec ceiling/wall lighting fitting	16 938	162 859	74 819	821 056
9405209000	lamps of electric table,desk, bedside/ floor-standing lamps	53 945	408 360	234 067	2 069 309
9405300000	Lighting sets of a kind used for christmas trees	77 076	1 153 049	1 406 617	12 200 760
9405402000	Searchlights	-	53	-	57
9405404000	Oth. electr lamps of spotlights	33	964	111	32 008
9405405000	Oth electr lamps,of a kind used for lighting public openspace/thoroughhfares	15 950	38 098	248 271	605 080
9405406000	Other exterior lighting	123	43 240	1 525	274 570
9405408000	Pilot lamp with fitting for electro- thermic domestic applic of heading 85.16	42 016	67 352	373 438	588 354
9405409900	Other lighting fittings	37 209	361 196	442 142	3 307 493
9405501100	Non elect. Lamps of oil-burning, of bras for religious rites	2 858	27 791	42 434	254 307
9405501900	Other non elect. Lamps of oil-burning	54	5 944	230	25 632
9405504000	Hurricane lamps	-	5 443	-	18 601
9405509010	Non elect lighting fittings of plastics, stone, ceramics, glass	10	5 561	88	10 215
9405509090	Other non elect lighting fittings	825	40 001	5 718	241 666
9405601000	Warning signs, street name signs, road & traffic signs	-	3 995	-	2 553
9405609000	Others illuminated signs	1 100	55 979	32 633	1 286 284
9405914000	Parts of globes and chimneys	70	1 070	380	7 211
9405915000	Parts of glass for searchlights	-	6	-	17
9405919000	Other parts of glass	-	1 621	-	91 479
9405921000	Parts of plastics for lamps fo operating rooms	98	10 555	1 163	29 172
9405922000	Parts of plastics for spotlights	-	6	-	3 500
9405929000	Other parts of plastics	245	28 503	1 368	189 649
9405991000	Parts Lampshades of textile material	521	6 182	13 066	41 838
9405992000	Parts Lampshades of other material	5 069	84 780	27 021	549 472
9405994000	Parts for searchlights or spotlights	1 660	2 370	194 175	210 835
9405999000	Other parts	7 443	42 070	55 377	548 731
9406001100	Greenhouses fitted with mechanical/ thermal equipment of plastics	-	25	-	42
9406001900	Greenhouses fitted with mechanical/ thermal equipment oth plastics	-	2 862	-	8 029
9406009200	Other prefabricated buildings of wood	73 466	1 669 309	143 932	2 654 486
9406009400	Other prefabricated buildings of iron/ steel	37 519	556 048	44 994	1 548 117
9406009500	Oth prefabricated buildings of plastics/ of aluminium	391	461	2 115	2 897
9406009600	Oth prefabricated buildings of concrete/ of artificial stone	-	150 091	-	123 454
9406009900	Oth prefabricated buildings oth of wood, iron, plastics, aluminium, concrete	15 550	228 007	79 560	457 283
9503001000	Tricycles, scooters, pedal cars and similar wheeled toys; dolls carriages	6 313	261 837	21 543	916 840
9503002100	Dolls, whether/not dressed	974 788	7 017 504	10 481 579	74 918 977

Tabel 3 : Ekspor Indonesia menurut Komoditi (Kode HS 10 digit)
Export of Indonesia by Commodity (10 digit of HS Code)

September 2016
September

Kode H S HS Code	Uraian golongan barang Group description	Berat bersih / Net weight (Kg)		Nilai / Value F.O.B. (U S \$)	
		Bulan ini Current month	Kumulatif Cum. Jan. to date	Bulan ini Current month	Kumulatif Cum. Jan. to date
(1)	(2)	(3)	(4)	(5)	(6)
9503002200	Garments and garments accessories; footwear and headgear of dolls	6 934	29 878	42 182	158 077
9503002900	Other parts and accessories for dolls	235 751	1 942 398	2 105 980	15 942 552
9503003000	Electric trains toys, includ tracks, signals and other accessories therefor	-	1 325	-	17 631
9503004010	Reduces size model aircraft assembly kits, working or not	69	1 078	1 019	8 885
9503004090	Oth reduced size ("scale") models and similar recreational	108 501	964 211	3 464 144	34 339 312
9503005000	Other construction sets & constructional toys, of materials other than plastics	1 244	14 436	21 767	231 854
9503006000	Stuffed toys representing animals or non-human creatures	805 351	5 831 264	12 040 348	83 055 693
9503007000	Puzzles of all kinds	94	7 257	1 707	22 970
9503009100	Numerical/alphabetical/animal blocks or cut-out; word builders/making set;	3 864	21 937	50 107	380 802
9503009200	Skipping ropes	2 478	4 243	1 011	1 791
9503009300	Marbles	80	970	20	29
9503009900	Other toys or parts	288 247	1 545 409	1 370 688	8 625 808
9504202000	Tables for billiards of all kinds	1 101	11 315	3 097	18 631
9504203000	Billiard chawks	450	6 150	6 480	60 624
9504209000	Oth articles & accessories for billiards of all kinds	54	9 155	775	16 472
9504301000	Pintables or slot machines, operated by coins and by oth means of payment	-	93	-	326
9504309000	Other games, operated by coins and by oth means of payment	8 846	117 807	124 729	1 921 137
9504400000	Playing cards	172 333	533 902	312 237	996 397
9504500000	Video games consoles and machines, oth than those sub heading 9504.30	547	3 229	5 983	297 435
9504901000	Bowling requisites of all kind	182	961	304	2 717
9504902000	Darts and parts and accesories therefor	133	439	5 457	17 205
9504903100	Tables designed fo use with casino game	-	20	-	300
9504903900	Other gambling equipment & paraphernalia equipment	-	25	-	18
9504909200	Tables designed for game of wood/plastic not gambling equipment	89	2 876	592	4 861
9504909300	Tables designed for games not of wood/ plastics, not gambling equipment	-	856	-	89 938
9504909900	other table designed for games not wood/ plastics	1 537	8 107	4 371	36 191
9505100000	Articles for christmas festivities	573 409	1 733 009	2 721 539	8 587 540
9505900000	Festive,carnival/oth entertn.articles incl conjuring tricks & novelty jokes	33 240	248 329	156 995	1 555 158
9506190000	Other snow-ski equipment	2 130	21 454	135 350	903 620
9506210000	Sailboards	20 294	131 798	359 611	2 279 208
9506290000	Oth water-skis, surf-boards, sailboards & oth water-sport equipment	1 504	9 687	96 921	293 432
9506310000	Golf clubs, complete	5 256	8 608	313 798	547 509
9506320000	Balls for golf	202 086	2 235 870	1 303 017	15 804 573
9506390000	Other golf equipment	2 938	22 238	9 878	97 025
9506401000	Tables tennis	851	35 608	5 193	73 576
9506409000	Oth articles & equip for table-tennis	1 936	7 961	51 700	143 987
9506510000	Lawn-tennis rackets, whether/not strung	-	386	-	1 742
9506590000	Badminton or similar rackets, whether/ not strung	81	809	182	36 498
9506610000	Lawn-tennis balls	11 520	113 192	107 122	962 771
9506620000	Inflatable balls	136 475	1 070 568	1 081 636	8 968 944
9506690000	Other balls	6 911	57 123	66 809	538 438
9506700000	Ice skates &roller skates, incl skating boots with skates	153	209	1 685	3 071
9506910000	Artic and equip for general physics exercise, gymnastics or athletics	21 920	253 790	80 645	926 908
9506990010	Bows and arrows for archery; crossbows	3 966	14 675	25 829	104 955
9506990020	Nets, cricket pads and shin guards	2 436	11 300	41 844	195 182
9506990030	Shuttlecocks	888	7 393	28 005	146 400
9506990090	Other articles and equipment for general physical exercise	56 397	480 796	1 607 080	12 538 541
9507100000	Fishing rods	13 288	114 891	1 793 370	15 165 705

Tabel 3 : Ekspor Indonesia menurut Komoditi (Kode HS 10 digit)
Export of Indonesia by Commodity (10 digit of HS Code)

September 2016
September

Kode H S HS Code	Uraian golongan barang Group description	Berat bersih / Net weight (Kg)		Nilai / Value F.O.B. (U S \$)	
		Bulan ini Current month	Kumulatif Cum. Jan. to date	Bulan ini Current month	Kumulatif Cum. Jan. to date
(1)	(2)	(3)	(4)	(5)	(6)
9507200000	<i>Fish-hooks, whether/not snelled</i>	2 040	69 204	66 883	2 331 175
9507300000	<i>Fishing reels</i>	3 737	22 533	40 029	418 818
9507900000	<i>Oth fishing rods, hooks/reels, oth heading 92.08/97.05</i>	42 201	534 446	1 554 913	16 733 399
9508900000	<i>Roundabouts, swings, shooting galleries & oth fairground amusement; trave theatres</i>	802	30 589	12 421	400 313
9601100000	<i>Worked ivory and articles of ivory</i>	-	1 293	-	11 490
9601901010	<i>Worked mother-of-pearl/tortoise-shell & articles of the foregoing of nukleus</i>	-	192	-	14
9601901090	<i>Other worked mother-of-pearl/tortoise-shell & articles of the foregoing</i>	61 310	365 223	154 812	1 911 331
9601909100	<i>Cigar/cigarette cases, tobacco jars; ornamental articles</i>	4	6 815	265	11 281
9601909900	<i>Other ornamental article</i>	3 167	60 531	8 634	311 638
9602001000	<i>Gelatin capsules for pharmaceutical products</i>	50 313	363 915	1 574 974	10 649 036
9602002000	<i>Cigar/cigarette cases, tobacco jars and household ornamental articles</i>	-	1 343	-	3 369
9602009000	<i>Oth worked veget/minerl carving material & articles of these materials</i>	7 969	62 150	60 942	387 436
9603101000	<i>Brushes consisting of twig/oth vegetable materials bound together</i>	10 082	227 050	33 723	809 248
9603102000	<i>Brooms consisting of twig/oth vegetable materials bound together</i>	2 813 860	25 089 887	1 145 995	7 170 292
9603210000	<i>Tooth brushes, incl dental-plate brushes</i>	567 449	991 681	943 156	6 189 253
9603290000	<i>Shaving brushes, hair brush, nail brush, eyelash & oth brush for use on the person</i>	14 043	160 030	80 672	1 017 582
9603300000	<i>Artists' brushes, writing brush & similar brushes for the application of cosmetic</i>	179	3 934	2 388	22 470
9603400000	<i>Paint, distemper, varnish/similar brushes oth than 9603.30; Paint pads & rollers</i>	326 726	2 798 477	1 411 096	12 207 717
9603500000	<i>Oth brushes constituting part of machine, appliances or</i>	100	146	1 145	1 683
9603901000	<i>Prepared knots and tufts for broom or brush making</i>	-	78 610	-	320 213
9603902000	<i>Hand-operated mechanical floor sweepers, not motorised</i>	10	2 465	15	16 435
9603904000	<i>Other brushes</i>	10 724	125 600	8 234	101 676
9603909000	<i>Mops and feather dusters; squeegees (oth than roller squeegees)</i>	1 198	91 633	5 952	386 144
9604009000	<i>Hand sieves and hand riddles of other material</i>	6	741	80	964
9605000000	<i>Travel sets for personal toilet, sewing or shoe or clothes</i>	9 305	52 061	57 124	343 846
9606101000	<i>Press-fasteners, snap-fasteners and press-studs and part therefor of plastic</i>	-	17 822	-	7 930
9606109000	<i>Press-fasteners, snap-fasteners and press-studs and part therefor of other</i>	47 215	262 647	439 737	3 012 277
9606210000	<i>Buttons of plastics, not covered with textile material</i>	17	5 555	118	94 002
9606220000	<i>Buttons of base metal, not covered with textile material</i>	1 416	3 796	29 519	60 972
9606290000	<i>Other buttons</i>	3 237	19 999	252 888	1 210 167
9606301000	<i>Button moulds & other parts of buttons; button blanks, of plastics</i>	198	278	5 121	5 881
9606309000	<i>Button moulds & other parts of buttons; button blanks, of other material</i>	10 095	113 190	97 523	2 185 228
9607110000	<i>Slide fasteners fitted with chain scoops of base metal</i>	35 923	564 767	76 821	1 218 288
9607190000	<i>Other slide fasteners</i>	101 607	766 649	733 404	7 206 807
9607200000	<i>Parts of slide fasteners</i>	960 357	7 865 569	6 617 125	53 471 850
9608101000	<i>Ball point pens of plastics</i>	42 008	657 316	1 039 416	10 757 200
9608109000	<i>Ball point pens of other material Oth. ball point pens of plastics</i>	20 819	153 441	141 143	1 144 511
9608200000	<i>Felt tipped & other porous-tipped pens and markers</i>	78 028	619 322	746 754	5 204 323
9608309000	<i>Oth fountain pens, stylograph pens and other pens</i>	898	8 482	5 936	12 155
9608400000	<i>Propelling or sliding pencils</i>	92	890	2 469	40 843
9608500000	<i>Sets of articles from two or more of the foregoing subheadings</i>	1	195	9	3 151
9608601000	<i>Refills for ball point pens, comprising the ball point & ink-reservoir of plastic</i>	322	5 384	14 113	200 373

Tabel 3 : Ekspor Indonesia menurut Komoditi (Kode HS 10 digit)
Export of Indonesia by Commodity (10 digit of HS Code)

September 2016
September

Kode H S HS Code	Uraian golongan barang Group description	Berat bersih / Net weight (Kg)		Nilai / Value F.O.B. (U S \$)	
		Bulan ini Current month	Kumulatif Cum. Jan. to date	Bulan ini Current month	Kumulatif Cum. Jan. to date
(1)	(2)	(3)	(4)	(5)	(6)
9608609000	Refills for ball point pens, comprising the ball point & ink-reservoir of other	8	399	22	7 124
9608919000	Pen nibs and nib points of oth material	3 797	35 265	251 293	2 033 817
9608999100	Parts of ball point pens of plastics	116	4 358	1 595	85 116
9608999900	Penholders,pencil-holders&similar holder ;parts of ball point of oth than plastic	15 348	87 465	67 705	384 797
9609101000	Black pencils, with lead encased in a rigid sheath	108 878	2 492 066	1 036 414	19 581 567
9609109000	Crayons & oth pencils with lead encased in a rigid sheath	459 896	4 099 751	5 113 162	42 528 858
9609200000	Pencil leads, black or coloured	20 322	406 441	163 500	2 143 315
9609901000	Slate pencils for school slates	-	1 258	-	9 532
9609903000	Pencils & crayons other than those of subheading 9609.10	559	1 674	806	2 120
9609909100	Writing or drawing chalks	538	10 526	4 704	9 473
9609909900	Pastels, drawing charcoals, tailors' cha and other pencils	49 131	2 333 399	383 766	8 956 832
9610001000	School slates, with writing or drawing surfaces	-	60	-	204
9610009000	Boards and oth slates, with writing or drawing surfaces	913	94 506	1 969	23 578
9611000000	Date, seal/numbering stamps & the like, in the hand operatd;hand composing stick	164	3 869	4 715	75 896
9612101000	Ribbons of textile fabric	-	10 496	-	25 024
9612109000	Ribbons of other materials or similar ribbons	1 139	4 676	24 461	87 062
9612200000	Ink-pads	-	466	-	2 112
9613101000	Pocket lighters, gas fuelled, non- refillable of plastics	-	234 081	-	1 087 039
9613109000	Pocket lighters, gas fuelled, non- refillable of other materials	-	38	-	14
9613801000	Piezo-electric lighters for stoves and ranges	-	19 926	-	143 078
9613802000	Cigarette lighters or table lighter of plastics	-	8	-	435
9613809000	Other lighters	-	1	-	4
9613901000	Refilled cartridge or oth receptacles part of mechncd lighter,cont liquid fuel	-	8 907	-	121 832
9613909000	Other parts of lighters	-	67 054	-	345 507
9614009000	Smoking pipes and cigar or cigarette holder and parts thereof	6	1 063	12	859
9615112000	Combs, hair-slides and the like of hard rubbers	-	95	-	34
9615113000	Combs, hair-slides and the like of plastics	400	5 386	690	13 397
9615190000	Combs, hair-slides and the like other than hard rubbers or	1 791	12 606	927	54 147
9615901200	Decorative hair pins of iron or steel	-	359	-	1 104
9615901300	Decorative hair pins of plastics	-	3	-	95
9615901900	Other decorative hair pins Oth. decorative hair pins	70	2 693	1 084	14 714
9615902100	Parts of combs, hair pins and the like of aluminium	-	2	-	28
9615909100	Curling grips, hair-curlers and the like of aluminium	391	3 397	780	2 338
9615909200	Curling grips, hair-curlers and the like of iron or steel	11	574	11	117
9615909300	Curling grips, hair-curlers and the like of plastics	-	16	-	138
9615909900	Other curling grips, hair-curlers and the like	120	5 862	2 172	30 346
9616101000	Scent sprays and similar toilet sprays	16 096	112 565	361 662	2 459 082
9616102000	Mounts and heads of scent sprays and similar toilet sprays	40 617	299 443	231 418	1 700 909
9616200000	Powder-puffs & pads for the application of cosmetics or toilet preparations	32 483	75 899	86 215	261 217
9617001000	Vacuum flasks and other vacuum vessels	5 270	52 665	6 049	70 108
9617002000	Parts of vacuum flasks or vacuum vessels	-	87	-	180
9618000000	Tailor' dummies, oth lay figure;automata & animated displ. shop window dressing	7 979	66 448	294 985	2 116 754
9619001100	Disposible sanitary towel,tanpon,napkin with an absorbent core of textile	42 325	304 165	88 870	788 758
9619001900	Oth disposible sanitary towel, tampons, napkins and napkinsliners for babies	2 246 313	20 306 582	7 263 522	65 860 055
9619009110	Sanitary towel,tampon,napkin, knitted or crocheted with an absorb core of textile	-	1 836	-	1 023
9619009190	Sanitary towel,tampon,napkin, knitted or crocheted with an absorb core of oth mat	4 285	70 406	1 093	167 187

Tabel 3 : Ekspor Indonesia menurut Komoditi (Kode HS 10 digit)
Export of Indonesia by Commodity (10 digit of HS Code)

September 2016
September

Kode H S H S Code	Uraian golongan barang Group description	Berat bersih / Net weight (Kg)		Nilai / Value F.O.B. (U S \$)	
		Bulan ini Current month	Kumulatif Cum. Jan. to date	Bulan ini Current month	Kumulatif Cum. Jan. to date
(1)	(2)	(3)	(4)	(5)	(6)
9619009990	<i>Oth sanitary towel, tampons, napkins, with an absorbent core of wad of oth mat</i>	55 660	460 598	210 321	1 525 091
9701100000	<i>Paintings, drawings and pastels,executed entirely by hand</i>	39 244	267 787	250 828	1 984 196
9701900000	<i>Colleges & similar decorative plaques executed entirely by</i>	33 644	328 156	235 770	1 889 882
9702000000	<i>Original engravings, prints & lithograp</i>	-	43	-	50
9703001000	<i>Original sculptures & statuary of metal sculptures and statuary, in any material</i>	2 384	6 569	10 286	58 975
9703002000	<i>Original sculptures & statuary of stone sculptures and statuary, in any material</i>	35 177	642 018	48 277	552 313
9703003000	<i>Original sculptures & statuary of plasti sculptures and statuary, in any material</i>	1 846	8 876	11 644	33 764
9703004000	<i>Original sculptures & statuary of wood sculptures and statuary, in any material</i>	30 351	101 458	51 887	245 043
9703005000	<i>Original sculptures & statuary of clay sculptures and statuary, in any material</i>	952	18 383	3 650	24 415
9703009000	<i>Original sculptures & statuary of other sculptures and statuary, in any material</i>	22 276	166 518	32 371	215 850
9704000000	<i>Postage/revenue stamps, stamp postmark, first-day covers, stamped paper</i>	22	61	2 311	3 591
9705000090	<i>Collection and collectors pieces of other interest</i>	-	4	-	240
9802300000	<i>Drive-axes, of incomplete knocked down</i>	-	307	-	3 892
9803000000	<i>Blank for motor vehicles component, made from base metal</i>	-	17 496	-	48 437
9999100000	<i>Postal packages n.c.a.k</i>	118 170 995	1 160 079 044	2 231 800	28 350 282
	Total Ekspor	44 141 784 993	374 116 692 374	12 568 504 138	104 414 888 977

Tabel 4 : Ekspor Indonesia menurut Negara Tujuan
Export of Indonesia by Country of Destination

September 2016
 September

Kode Negara <i>Country Code</i>	Negara Tujuan <i>Country of Destination</i>	Berat bersih / Net weight (Kg)		Nilai / Value F.O.B. (U S \$)	
		Bulan ini <i>Current month</i>	Kumulatif <i>Cum. Jan. to date</i>	Bulan ini <i>Current month</i>	Kumulatif <i>Cum. Jan. to date</i>
(1)	(2)	(3)	(4)	(5)	(6)
JP	JAPAN	3 694 264 592	35 467 719 309	1 395 430 467	11 784 594 489
HK	HONG KONG	725 348 799	7 693 918 714	180 103 977	1 575 175 191
KP	KOREA, DEM. PEOPLE'S REP.	-	89 500 035	-	5 360 958
KR	KOREA, REPUBLIC OF	3 609 651 405	33 463 316 319	533 412 596	5 092 565 152
TW	TAIWAN	2 487 299 215	19 078 494 370	343 179 789	2 718 526 885
CN	CHINA	13 164 893 140	88 781 207 472	1 454 290 248	11 000 486 387
MN	MONGOLIA	123 604	1 672 283	207 588	4 074 390
MO	MACAU	150 636	1 417 841	196 924	4 249 806
PG	PAPUA NEW GUINEA	14 193 446	130 267 773	14 264 369	113 883 961
TH	THAILAND	1 591 524 364	15 950 835 200	466 269 888	3 954 986 422
SG	SINGAPORE	1 918 523 073	18 352 961 108	952 186 707	8 278 026 766
PH	PHILIPPINES	2 018 731 881	15 267 206 047	505 454 212	3 810 492 959
MY	MALAYSIA	2 152 749 032	18 758 708 210	637 550 080	5 121 432 930
MM	MYANMAR	95 661 318	644 738 857	55 434 550	436 101 923
KH	CAMBODIA	90 124 090	1 126 174 419	40 219 295	311 561 516
BN	BRUNEI DARUSSALAM	3 930 717	58 312 234	5 569 595	68 726 356
LA	LAO PEOPLE'S DEM. REP.	136 469	1 556 863	502 346	4 505 858
NP	NEPAL	822 174	7 160 558	1 124 853	11 418 042
BT	BHUTAN	-	27 985	-	122 647
VN	VIET NAM	573 349 627	3 680 910 391	295 340 320	2 018 523 344
MV	MALDIVES	8 415 878	58 633 845	3 225 509	29 489 587
IN	INDIA	8 195 869 731	80 040 081 989	988 899 366	7 115 122 130
PK	PAKISTAN	380 983 160	3 137 960 524	158 768 495	1 406 478 959
BD	BANGLADESH	258 027 177	2 545 754 347	129 039 162	918 762 780
LK	SRI LANKA	25 583 010	383 775 975	21 192 777	190 393 681
AF	AFGHANISTAN	239 594	5 415 915	439 500	9 148 300
IQ	IRAQ	10 268 379	70 086 486	8 241 967	63 668 082
IR	IRAN (ISLAMIC REPUBLIC OF)	30 034 019	326 571 818	23 042 793	144 165 596
SA	SAUDI ARABIA	42 550 272	658 527 931	78 991 772	1 022 284 544
IL	ISRAEL	4 013 010	56 700 884	7 296 412	73 996 688
KW	KUWAIT	4 752 750	47 126 213	8 684 445	94 956 444
JO	JORDAN	9 232 955	127 351 093	8 274 194	68 515 061
LB	LEBANON	4 852 857	50 945 206	6 170 558	55 204 494
PS	PALESTINA	89 994	340 518	295 596	1 137 633
YE	YEMEN	6 926 533	159 003 672	8 008 116	125 273 454
OM	OMAN	3 396 101	165 997 330	4 861 263	140 144 229
SY	SYRIA ARAB REPUBLIC	4 041 436	23 952 443	2 058 436	16 367 023
TR	TURKEY	37 188 643	550 218 177	72 074 265	761 796 160
AE	UNITED ARAB EMIRATES	51 388 620	728 934 986	109 783 126	1 151 206 135
QA	QATAR	1 682 631	25 972 101	4 147 558	44 536 191
BH	BAHRAIN	1 446 507	13 484 167	2 012 202	28 788 296
CY	CYPRUS	729 172	7 114 547	695 927	8 307 763
EG	EGYPT	94 102 405	927 345 794	85 793 795	756 729 163
LY	LIBYAN ARAB JAMAHIRIYA	669 641	8 755 443	1 180 626	15 779 004
MA	MOROCCO	3 227 202	38 196 495	6 014 572	69 377 192
TN	TUNISIA	5 768 638	34 737 008	4 975 807	28 689 011
DZ	ALGERIA	10 672 675	99 404 829	12 696 879	90 204 678
SD	SUDAN	3 767 950	47 932 611	5 176 343	53 115 645
ER	ERITREA	-	145 182	-	184 758
LS	LESOTHO	-	516	-	30 680
NA	NAMIBIA	-	200 707	-	670 824
ET	ETHIOPIA	2 834 801	23 627 441	3 965 616	35 051 682
TZ	TANZANIA, UNITED REP. OF	5 295 574	174 058 574	6 413 027	127 007 670
MG	MADAGASCAR	3 270 702	39 306 153	2 513 000	29 070 837
SO	SOMALIA	1 372 207	19 983 242	2 792 357	29 025 506
KE	KENYA	17 026 414	233 282 879	13 563 377	146 384 246
RE	REUNION	364 221	3 814 658	960 319	6 823 679
MZ	MOZAMBIQUE	2 325 673	29 240 741	1 623 824	18 381 154
BW	BOTSWANA	32 510	138 558	48 754	144 854
GQ	EQUATORIAL GUINEA	78 418	1 735 956	134 199	1 966 503
TG	TOGO	716 444	38 683 015	1 410 944	34 036 217
GH	GHANA	6 697 447	67 165 823	7 550 180	75 785 232
LR	LIBERIA	1 140 426	17 185 434	1 100 422	13 757 942
GN	GUINEA	836 277	26 546 901	1 136 488	24 411 210
AO	ANGOLA	5 696 421	40 793 671	5 163 455	35 881 693
CG	CONGO	6 060 414	36 643 652	5 300 858	31 671 415
CM	CAMEROON	1 182 154	18 857 662	2 294 495	19 421 028
NG	NIGERIA	19 932 694	221 340 149	25 907 373	233 069 425

Tabel 4 : Ekspor Indonesia menurut Negara Tujuan
Export of Indonesia by Country of Destination

September 2016
 September

Kode Negara <i>Country Code</i>	Negara Tujuan <i>Country of Destination</i>	Berat bersih / Net weight (Kg)		Nilai / Value F.O.B. (U S \$)	
		Bulan ini <i>Current month</i>	Kumulatif <i>Cum. Jan. to date</i>	Bulan ini <i>Current month</i>	Kumulatif <i>Cum. Jan. to date</i>
(1)	(2)	(3)	(4)	(5)	(6)
SL	SIERRA LEONE	1 645 196	21 802 151	1 636 408	17 579 205
GA	GABON	990 007	6 559 298	1 046 511	7 794 408
CI	COTE D'IVOIRE	1 710 585	21 908 392	1 721 760	23 092 097
SN	SENEGAL	4 574 249	42 419 871	4 453 496	36 358 920
MR	MAURITANIA	3 202 483	59 841 519	4 042 603	44 203 519
ML	MALI	175 454	2 708 418	340 445	4 222 728
BJ	BENIN	6 617 498	146 548 848	36 999 500	138 768 889
BF	BURKINA FASO	447 284	3 071 305	1 071 629	8 553 457
GW	GUINEA BISSAU	261 275	2 234 707	179 497	1 761 170
GM	GAMBIA	1 361 791	22 158 699	1 302 486	17 232 805
SC	SEYCHELLES	81 946	1 069 552	340 213	3 296 705
UG	UGANDA	28 380	4 355 610	93 720	5 070 021
CF	CENTRAL AFRICAN REPUBLIC	288	79 720	47 160	117 908
NE	NIGER	812 442	10 541 379	644 476	8 558 870
TD	CHAD	-	114 577	-	1 085 413
DJ	DJIBOUTI	18 836 612	227 121 717	16 725 892	173 924 133
ST	SAO TOME AND PRINCIPE	25 928	336 383	90 007	490 837
SZ	SWAZILAND	29 671	275 873	87 114	1 196 276
ZA	SOUTH AFRICA	64 243 594	392 584 737	69 107 601	566 622 289
ZW	ZIMBABWE	-	385 268	-	1 250 744
ZM	ZAMBIA	17 278	287 724	86 262	1 323 406
MW	MALAWI	1 960 289	11 681 888	1 186 382	6 867 973
KM	COMOROS	23 670	1 878 544	16 464	1 565 561
BI	BURUNDI	23 816	136 162	80 198	462 100
MU	MAURITIUS	4 529 955	30 671 617	5 365 313	36 352 063
RW	RWANDA	222	6 072 657	5 941	4 635 010
YT	MAYOTTE	29 740	1 754 181	42 247	1 254 602
CD	DEMOCRATIC REP. OF THE CONGO	894 057	11 032 372	1 026 734	8 959 036
AU	AUSTRALIA	286 083 627	3 025 058 258	339 955 522	2 537 821 792
NZ	NEW ZEALAND	67 212 897	877 377 139	28 909 987	251 490 249
FM	MICRONESIA, FED. STATES OF	55 000	318 532	119 121	565 635
GU	GUAM	61 275	578 035	74 880	968 485
PW	PALAU	-	108 366	-	329 657
NR	NAURU	77 009	480 734	44 306	212 859
NC	NEW CALEDONIA	503 880	4 396 957	1 158 729	7 250 854
NU	NIUE	-	41	-	699
MP	NORTHERN MARIANA ISLANDS	3 760	144 831	9 798	379 930
VC	SAINT VINCENT AND THE GRENADINES	-	101 810	-	87 023
VU	VANUATU	281 641	2 079 811	268 360	2 484 225
WF	WALLIS AND FUTUNA ISLANDS	-	42 803	-	127 222
IO	BRITISH INDIAN OCEAN TERRITORY	-	31	-	2 115
AS	AMERICAN SAMOA	154 959	630 031	244 219	745 226
CK	COOK ISLANDS	9 354	159 176	32 275	467 078
FJ	FIJI	2 025 893	11 964 101	3 265 310	21 695 347
KI	KIRIBATI	179 412	969 803	172 854	1 273 885
MH	MARSHALL ISLANDS	-	175 063	-	265 163
WS	SAMOA	399 804	3 241 889	708 879	4 484 911
SB	SOLOMON ISLANDS	765 906	6 551 020	1 232 027	9 700 599
TO	TONGA	287 038	1 462 233	389 251	2 166 989
TV	TUVALU	11 169	63 062	15 793	101 889
CX	CHRISTMAS ISLANDS	-	6 857	-	3 552
PN	PITCAIRN	-	1 406	-	22 366
TL	EAST TIMOR	29 754 951	313 368 984	19 390 969	162 803 930
AQ	ANTARTICA	-	5 205	-	1 326
US	UNITED STATES	486 556 705	5 056 471 757	1 379 606 258	11 906 994 149
CA	CANADA	20 310 650	181 513 053	67 458 539	545 023 323
MX	MEXICO	80 787 593	367 751 062	73 241 496	606 894 572
GT	GUATEMALA	2 111 597	13 695 998	3 561 388	25 759 511
HN	HONDURAS	572 458	4 554 487	959 410	9 365 083
NI	NICARAGUA	777 736	4 835 625	1 656 451	10 212 172
PA	PANAMA	2 132 179	14 061 866	11 224 930	75 585 866
CU	CUBA	579 226	13 685 940	437 807	10 665 632
CW	CURACAO	-	855	-	52
SR	SURINAME	480 158	4 354 072	718 686	3 481 839
CL	CHILE	3 659 778	34 953 175	10 025 478	103 872 587
VE	VENEZUELA	790 218	3 518 461	1 155 102	10 529 276
AR	ARGENTINA	8 413 972	64 539 414	23 521 032	164 595 740

Tabel 4 : Ekspor Indonesia menurut Negara Tujuan
Export of Indonesia by Country of Destination

September 2016
 September

Kode Negara <i>Country Code</i>	Negara Tujuan <i>Country of Destination</i>	Berat bersih / Net weight (Kg)		Nilai / Value F.O.B. (U S \$)	
		Bulan ini <i>Current month</i>	Kumulatif <i>Cum. Jan. to date</i>	Bulan ini <i>Current month</i>	Kumulatif <i>Cum. Jan. to date</i>
(1)	(2)	(3)	(4)	(5)	(6)
BR	BRAZIL	77 901 291	480 094 441	115 267 487	821 072 658
CO	COLOMBIA	2 254 575	36 314 125	7 709 169	97 864 902
BO	BOLIVIA	294 470	1 682 361	1 283 426	5 791 285
UY	URUGUAY	2 921 437	11 743 868	4 458 448	21 164 672
PY	PARAGUAY	397 008	2 827 190	1 856 529	13 802 042
EC	ECUADOR	2 324 335	19 245 916	2 948 195	43 025 094
PE	PERU	4 026 885	51 026 901	11 363 656	117 122 420
GY	GUYANA	298 079	1 328 965	371 258	1 478 581
TT	TRINIDAD AND TOBAGO	998 696	12 487 305	1 302 213	14 092 202
BS	BAHAMAS	5 982	123 331	44 169	414 096
JM	JAMAICA	1 114 868	12 389 136	1 681 147	13 375 899
PR	PUERTO RICO	593 969	4 279 507	2 295 859	16 582 993
BZ	BELIZE	86 597	514 164	83 660	487 132
DO	DOMINICAN REPUBLIC	1 421 550	13 742 976	4 346 032	35 442 615
SV	EL SALVADOR	558 790	6 232 250	1 051 818	9 633 047
CR	COSTA RICA	1 507 453	13 362 932	10 951 994	41 683 200
HT	HAITI	7 270 076	118 281 585	5 977 868	83 193 383
BB	BARBADOS	170 819	1 168 001	448 170	2 057 854
AG	ANTIGUA AND BARBUDA	20 160	225 423	91 578	876 506
AI	ANGUILLA	-	141 078	-	158 244
AW	ARUBA	8 894	175 545	25 150	568 519
BM	BERMUDA	29 527	388 591	66 607	1 277 463
CV	CAPE VERDE	21 277	239 400	31 103	335 432
KY	CAYMAN ISLANDS	8 496	53 604	19 814	220 070
DM	DOMINICA	22 877	211 313	60 041	471 477
GF	FRENCH GUIANA	15 140	190 896	20 771	189 645
PF	FRENCH POLYNESIA	259 136	22 107 897	522 963	6 233 540
GL	GREENLAND	-	7 173	-	101
GD	GRENADA	95	343 480	5 792	639 776
MQ	MARTINIQUE	97 161	855 160	308 734	2 099 988
AN	NETHERLANDS ANTILLES	83 331	777 619	277 967	2 620 071
NF	NORFOLK ISLANDS	118 428	401 328	1 108 177	4 678 981
LC	SAINT LUCIA	26 622	157 094	41 513	644 791
SM	SAN MARINO	-	11 242	-	15 573
TC	TURKS AND CAICOS ISLANDS	1 508	36 179	11 409	544 152
GP	GUADELOUPE	148 760	1 211 564	536 852	2 818 374
KN	SAINT KITTS AND NEVIS	8 572	76 600	59 650	547 919
VG	VIRGIN ISLANDS (BRITISH)	8 262	740 944	33 758	542 862
VI	U.S. VIRGIN ISLANDS	57 191	292 365	34 887	109 899
GB	UNITED KINGDOM	53 482 896	413 283 213	166 093 524	1 183 806 239
NL	NETHERLANDS	268 473 091	2 514 634 690	262 981 483	2 248 647 050
FR	FRANCE	23 977 769	156 566 728	77 432 427	643 328 798
DE	GERMANY, FED. REP. OF	59 093 241	537 083 371	238 207 918	1 935 661 861
AT	AUSTRIA	632 438	4 026 397	3 683 709	22 289 326
BE	BELGIUM	24 146 269	273 824 114	87 106 753	834 638 517
CH	SWITZERLAND	906 541	9 066 264	140 725 107	2 047 224 638
LU	LUXEMBOURG	20 744	940 155	170 422	8 056 176
GI	GIBRALTAR	-	60 000	-	55 753
MC	MONACO	2 021	16 547	29 965	343 462
DK	DENMARK	10 096 687	63 743 337	15 243 979	139 712 872
NO	NORWAY	14 052 611	49 917 686	10 292 193	66 558 598
SE	SWEDEN	5 399 710	30 023 106	13 862 743	107 775 270
FI	FINLAND	2 818 792	25 542 488	8 374 671	62 610 137
IE	IRELAND	1 412 761	40 380 543	4 601 975	46 663 140
IT	ITALY	147 596 829	1 942 314 847	116 074 560	1 174 679 731
ES	SPAIN	569 681 168	4 445 647 744	102 527 861	1 084 251 465
PT	PORTUGAL	3 905 496	40 137 466	12 053 916	117 838 030
IS	ICELAND	99 346	331 351	79 354	451 058
GR	GREECE	5 301 380	72 269 479	9 555 922	101 486 360
VA	VATICAN CITY STATE	-	3 842	-	45 744
AD	ANDORRA	-	2 036	-	12 057
LI	LIECHTENSTEIN	-	620	-	67 564
HU	HUNGARY	1 846 229	10 322 967	7 345 772	46 245 114
PL	POLAND	21 721 920	122 817 679	40 076 209	272 987 443
RO	ROMANIA	3 733 250	41 917 666	6 416 541	65 017 110
BG	BULGARIA	2 404 996	27 949 759	2 860 854	29 162 325
AL	ALBANIA	512 359	6 080 256	786 786	7 345 272
AM	ARMENIA	98 253	991 036	192 680	1 817 184

Tabel 4 : Ekspor Indonesia menurut Negara Tujuan
Export of Indonesia by Country of Destination

September 2016
 September

Kode Negara <i>Country Code</i>	Negara Tujuan <i>Country of Destination</i>	Berat bersih / Net weight (Kg)		Nilai / Value F.O.B. (U S \$)	
		Bulan ini <i>Current month</i>	Kumulatif <i>Cum. Jan. to date</i>	Bulan ini <i>Current month</i>	Kumulatif <i>Cum. Jan. to date</i>
(1)	(2)	(3)	(4)	(5)	(6)
AZ	AZERBAIJAN	8 185	435 342	344	806 463
BY	BELARUS	13 045	185 576	533 084	2 619 387
KZ	KAZAKHSTAN	409 784	3 163 557	314 121	4 396 883
KG	KYRGYZSTAN	20 441	809 916	4 186	1 273 499
MD	MOLDOVA, REPUBLIC OF	-	194 099	-	189 509
TJ	TAJIKISTAN	20 611	22 111	23 048	93 388
TM	TURKMENISTAN	342 476	2 083 919	980 451	6 363 192
UA	UKRAINE	54 608 372	313 515 426	40 367 729	227 694 080
UZ	UZBEKISTAN	292 634	1 522 286	431 273	2 782 223
LT	LITHUANIA	1 145 621	7 765 174	2 131 247	18 492 362
LV	LATVIA	3 364 954	26 119 500	4 741 650	36 268 341
EE	ESTONIA	1 108 026	12 926 906	3 698 726	36 388 242
GE	GEORGIA	7 706 141	41 174 926	6 806 296	38 889 105
HR	CROATIA	4 605 717	33 405 057	4 484 778	35 186 974
BA	BOSNIA AND HERZEGOVINA	25 153	1 088 149	7 305	1 808 643
MT	MALTA	455 226	4 765 770	787 269	11 108 170
SK	SLOVAKIA	567 496	3 807 655	7 563 620	49 375 862
SI	SLOVENIA	133 737 138	416 837 971	10 667 292	69 604 976
CZ	CZECH REPUBLIC	782 547	6 611 133	13 962 344	71 429 639
MK	REP. OF MACEDONIA	44 762	217 993	64 142	235 374
RU	RUSSIA FEDERATION	81 676 712	659 718 930	124 735 095	920 186 097
RS	SERBIA	35 510	384 073	343 345	2 109 047
ME	MONTENEGRO	489 779	2 476 700	424 665	2 639 165
CS	KOSOVO	-	37 865	-	28 173
GG	GUERNSEY	315	975	34	400
JE	JERSEY	365	2 169	35	616
Total Ekspor		44 141 784 993	374 116 692 374	12 568 504 138	104 414 888 977

Tabel 5 : Ekspor Indonesia menurut Propinsi dan Pelabuhan muat
Export of Indonesia by Province and Port of loading

September 2016
 September

Pelabuhan Code Port (1)	Pelabuhan Muat Port of Exportation (2)	Berat bersih / Net weight (Kg)		Nilai / Value F.O.B. (U S \$)	
		Bulan ini Current month (3)	Kumulatif Cum. Jan. to date (4)	Bulan ini Current month (5)	Kumulatif Cum. Jan. to date (6)
ACEH		2 653 416	114 499 060	720 858	16 006 701
IDLSW	LHOK SEUMAWE	2 652 772	33 636 752	714 649	11 764 140
IDMEQ	MEULABOH	-	55 062 884	-	2 322 363
IDSIN	SINABANG	-	1 500	-	10 500
IDBTJ	BLANG BINTANG (U)	644	25 129	6 209	224 191
IDKRU	KRUENG R. MALAHAYATI	-	25 763 795	-	1 636 854
IDKLS	KUALA LANGSA	-	9 000	-	48 653
SUMATERA UTARA		761 903 451	6 148 892 444	731 842 510	5 562 453 458
IDKNO	KUALA NAMU INTERNATIONAL AIRPORT (U)	5 186 277	53 469 324	3 162 477	37 495 441
IDPSU	PANGKALAN SUSU	-	3 000	-	21 000
IDBLW	BELAWAN	608 920 654	5 013 786 414	607 688 305	4 845 203 421
IDTJB	TANJUNG BALAI ASAHAN	1 011 984	12 020 923	573 558	6 619 944
IDSLG	SIBOLGA	-	10 000	-	70 000
IDMES	MEDAN / POLONIA (U)	475	475	289	289
IDKTJ	KUALA TANJUNG	146 784 061	1 069 602 308	120 417 881	673 043 363
SUMATERA BARAT		299 350 285	2 558 916 787	161 037 917	1 201 076 433
IDTBY	PADANG/TL.BAYUR	299 348 913	2 558 886 629	161 032 067	1 201 006 125
IDPDG	PADANG / TABING (U)	1 372	30 158	5 850	70 308
RIAU		2 312 351 853	19 464 061 741	1 201 000 420	9 642 459 446
IDMRB	MERANTIBUNTING, SUMATRA	-	372 000	-	21 540
IDPAI	PANIPAHAN	708 680	3 999 749	1 387 596	8 154 582
IDDUM	DUMAI	1 871 248 612	15 468 565 817	973 787 401	7 539 624 292
IDTMD	TANJUNG MEDANG	338 850	4 005 750	54 982	431 279
IDBLS	BENGGALIS	125 000	61 953 356	10 147	15 436 173
IDSPA	SELAT PANJANG	2 510 900	28 693 825	213 670	2 667 260
IDSSI	SIK SRI INDRAPURA	11 757 653	67 010 342	1 222 796	8 125 427
IDPEK	PEKANBARU (RUMBAI)	17 084 156	30 598 959	1 178 807	2 101 455
IDSUQ	SUNGAI GUNTUNG	21 477 923	206 846 457	11 761 981	104 825 448
IDKGD	KUALA GAUNG	380 000	920 000	27 738	67 997
IDTEM	TEMBILAHAN	3 957 294	30 547 220	3 802 520	29 606 557
IDKEN	KUALA ENOK	5 399 844	60 343 845	8 379 419	49 598 751
IDRGA	RENGAT	-	16 037 856	-	6 203 804
IDPKU	SIMPANG TIGA (U)	-	4 382	-	79 798
IDRGT	RENGAT/JAPURA (U)	-	140	-	935
IDPAK	PEKAN BARU	579 405	7 318 368	671 275	8 064 106
IDBUN	BUATAN	251 629 223	2 120 035 923	108 320 835	941 081 966
IDPWG	PERAWANG, SUMATRA	125 154 313	1 356 807 752	90 181 253	926 368 074
JAMBI		264 912 636	1 833 727 021	88 319 748	681 331 601
IDKTK	KUALA TUNGKAL	35 376 406	385 078 605	19 556 241	215 657 490
IDMSA	MUARA SABAK	173 813 470	1 049 600 538	14 870 231	112 929 611
IDDJM	JAMBI	55 722 760	399 047 878	53 893 275	352 744 501
SUMATERA SELATAN		606 526 759	5 109 107 156	159 503 911	1 323 720 531
IDPLS	PALEMBANG-KERTAPATI	391 370 712	2 438 085 331	17 886 571	108 266 440
IDPLA	PALEMBANG - PLAJU	181 440	312 711 075	236 174	93 637 430
IDPLM	SM. BADARUDDIN (U)	1 789	15 796	10 667	98 955
IDMRI	MUSI RIVER/BOOM BARU	214 972 818	2 358 294 954	141 370 498	1 121 717 706
BENGGKULU		119 362 039	828 516 165	5 653 239	39 017 568
IDBKU	BENGGKULU	-	183 060	-	267 634
IDBTN	BINTUHAN	-	45	-	1 797
IDPBA	PULAU BAAI	119 362 039	828 333 060	5 653 239	38 748 137

Tabel 5 : Ekspor Indonesia menurut Propinsi dan Pelabuhan muat
Export of Indonesia by Province and Port of loading

September 2016
 September

Pelabuhan Code Port (1)	Pelabuhan Muat Port of Exportation (2)	Berat bersih / Net weight (Kg)		Nilai / Value F.O.B. (U S \$)	
		Bulan ini Current month (3)	Kumulatif Cum. Jan. to date (4)	Bulan ini Current month (5)	Kumulatif Cum. Jan. to date (6)
LAMPUNG		897 451 245	6 404 362 440	260 111 950	2 040 331 476
IDTRH	TARAHAN	701 319 865	4 653 957 713	91 849 188	808 386 272
IDPJG	PANJANG	196 131 380	1 750 403 152	168 262 761	1 231 929 440
IDTKG	BRANTI (U)	-	1 575	-	15 765
KEPULAUAN BANGKA BELITUNG		78 000 364	634 559 809	181 932 013	882 320 725
IDBLT	BELITUNG	-	6 500 000	-	195 000
IDMUO	MUNTOK	57 861 671	439 419 433	57 130 899	252 995 168
IDPGX	PANGKAL BALAM	6 513 968	37 415 077	115 645 725	550 592 420
IDTOL	TOBOALI	-	8 441 592	-	576 000
IDTPD	TANJUNG PANDAN	13 624 725	142 779 828	9 155 390	77 938 386
IDPGK	PANGKAL PINANG (U)	-	1 379	-	11 251
IDTJQ	BULUH TUMBANG (U)	-	2 500	-	12 500
KEPULAUAN RIAU		1 651 182 590	16 810 547 795	955 535 455	7 698 287 563
IDLBM	LOBAM	584 890	3 604 691	15 002 342	122 230 023
IDNTX	NATUNA RANAI	-	5 153	-	25 765
IDTBK	TANJUNG BALAI KARIMUN	812 715 333	9 138 505 810	12 856 631	236 748 077
IDPSS	PULAU SAMBU	586 836	5 191 453	994 033	9 298 480
IDTAN	TANJUNG UBAN	448 189	2 303 558	1 707 216	18 180 783
IDTPN	TANJUNG PINANG	120 979	1 384 779	601 387	5 056 008
IDTER	TEREMPA	394 395 441	3 102 693 331	131 804 015	908 377 052
IDTBT	TANJUNG BATU, RIAU	298 000	2 048 000	203 832	1 193 941
IDSRN	SERASAN	-	78 187	-	124 988
IDMOR	MORO SULIT	900 000	7 545 660	134 118	1 826 446
IDBPD	BELAKANG PADANG	286 968 800	2 742 972 601	53 846 816	596 699 558
IDBTU	BATU AMPAR	59 057 084	618 444 205	343 768 669	2 656 856 434
IDPBL	PULAU BULUH	-	100 800	-	127 512
IDTNJ	KIJANG	3 823 303	21 188 239	5 866 247	31 253 010
IDSKP	SEKUPANG	17 437 671	211 960 819	195 537 438	1 616 394 853
IDKAB	KABIL/PANAU	73 728 023	951 558 614	175 010 433	1 352 061 646
IDBTH	HANG NADIM (U)	118 043	961 896	18 202 278	141 832 985
DKI JAKARTA		1 129 419 225	9 754 197 055	4 141 080 139	33 941 978 238
IDTPP	TANJUNG PRIOK	1 099 610 307	9 350 153 464	3 539 079 860	29 873 798 080
IDJKT	JAKARTA / PASAR IKAN	-	5 720	-	118 525
IDCGK	SOEKARNO-HATTA (U)	29 573 903	402 032 285	599 115 834	4 041 927 359
IDHLP	HALIM PERDANA KUSUMA (U)	235 014	2 005 586	2 884 445	26 134 273
JAWA BARAT		117 467 146	1 612 179 922	29 246 146	391 537 787
IDWID	WIDURI	26 967 535	300 969 644	7 784 800	83 055 190
IDBDO	HUSEIN SASTRANEGARA (U)	16 837 604	176 266 060	1 134 828	12 281 548
IDBLG	BALONGAN	33 153 876	364 928 853	8 710 518	76 593 741
IDBND	GEDE BAGE-BANDUNG (PTT)	-	1 461 710	-	3 479 765
IDARJ	ARJUNA, JAVA	-	314 255 693	-	89 541 913
IDCIN	CINTA, JAVA	40 508 131	454 297 962	11 616 000	126 585 630
JAWA TENGAH		286 899 100	2 499 667 091	430 984 000	3 962 755 219
IDTES	TANJUNG EMAS	183 092 442	1 686 928 334	420 465 941	3 877 849 721
IDCXP	CILACAP	103 753 439	811 899 915	10 214 056	81 343 718
IDSRG	ACHMAD YANI (U)	51 739	589 097	290 313	3 075 247
IDSMR	SEMARANG (PTT)	-	189 123	-	276 469
IDSOC	SOLO/JEBRES/ADI SUMARMO (U)	1 480	60 622	13 691	210 065
DI YOGYAKARTA		159 217	1 270 693	1 094 789	9 486 159
IDWON	WONOSARI	-	29 951	-	180 502
IDJOG	ADI SUCIPTO (U)	159 217	1 220 489	1 094 789	9 246 420
IDJOK	YOGYAKARTA (PTT)	-	20 253	-	59 237

Tabel 5 : Ekspor Indonesia menurut Propinsi dan Pelabuhan muat
Export of Indonesia by Province and Port of loading

September 2016
 September

Pelabuhan Code Port (1)	Pelabuhan Muat Port of Exportation (2)	Berat bersih / Net weight (Kg)		Nilai / Value F.O.B. (U S \$)	
		Bulan ini Current month (3)	Kumulatif Cum. Jan. to date (4)	Bulan ini Current month (5)	Kumulatif Cum. Jan. to date (6)
JAWA TIMUR		1 064 670 817	9 398 238 915	1 415 186 999	14 300 481 910
IDTUB	TUBAN	186 439 700	1 996 110 360	65 462 636	613 942 639
IDGRE	GRESIK	133 713 501	1 307 559 847	64 513 081	663 798 456
IDTPE	TANJUNG PERAK	653 962 596	5 635 263 837	1 143 112 829	9 497 539 160
IDKLG	KALIANGET	70 937 130	276 767 702	21 763 544	83 291 575
IDSUB	JUANDA (U)-SURABAYA	19 497 601	179 694 032	120 242 437	3 439 260 039
IDSUR	SURABAYA (PTT)	120 290	2 843 138	92 471	2 650 041
BANTEN		197 608 864	2 136 563 058	95 117 011	982 044 144
IDCIW	CIWANDAN	6 861 222	169 729 589	116 641	23 165 668
IDMRK	MERAK	81 013 809	494 748 557	34 123 364	288 425 803
IDTLN	TANJUNG LENENG	74 070 212	650 892 053	47 200 594	420 089 355
IDCGD	CIGADING	35 663 621	821 192 859	13 676 412	250 363 318
BALI		21 388 247	224 282 297	20 047 353	182 935 204
IDBOA	BENOA/LOLOAN	12 250	1 005 267	51 410	1 631 159
IDCBW	CELUKAN BAWANG	15 000	79 000	150 000	622 357
IDDPS	NGURAH RAI (U)	21 360 997	223 198 030	19 845 942	180 681 688
NUSA TENGGARA BARAT		69 072 216	628 194 089	142 215 933	1 222 204 056
IDBEN	BENETE	69 065 678	628 157 375	142 197 535	1 222 030 192
IDLOP	BANDARA UDARA INTERNASIONAL (LOMBOK)	6 538	36 714	18 398	173 864
NUSA TENGGARA TIMUR		12 327 019	79 560 822	2 181 797	16 929 182
IDKOE	KUPANG / EL-TARI (U)	1 980	1 980	8 012	8 012
IDATA	ATAPUPU	7 605 599	64 396 579	1 640 325	14 118 277
IDTEN	TENAU	4 719 440	15 162 263	533 460	2 802 893
KALIMANTAN BARAT		171 664 081	640 685 695	77 481 057	403 672 065
IDNBF	NANGA BADAU	10 401 000	34 853 650	6 783 074	19 840 029
IDPON	PONTIANAK	51 144 799	415 597 748	41 000 057	320 317 183
IDKDW	KENDAWANGAN	109 511 622	164 438 646	27 456 933	41 731 917
IDPNK	SUPADIO (U)	-	1 606	-	78 346
IDTKA	TELOK AIR	-	17 710 000	-	1 572 282
IDENT	ENTIKONG	469 620	6 953 510	928 342	9 979 707
IDJBB	JAGOIBABANG	137 040	1 130 535	1 312 651	10 152 600
KALIMANTAN TENGAH		72 747 805	1 266 268 995	8 426 064	158 893 433
IDPKN	PANGKALAN BUN	2 345 920	38 423 915	1 900 334	33 489 133
IDKUM	KUMAI	66 592 225	319 021 185	5 161 282	37 458 389
IDSMP	SAMPIT	3 809 660	811 107 681	1 364 449	83 613 238
IDPPS	PULANG PISAU	-	97 715 804	-	4 330 969
IDPKY	PANARU-PALANGKARAYA (U)	-	410	-	1 704
KALIMANTAN SELATAN		12 028 382 475	93 743 199 396	468 938 739	3 840 756 348
IDNPL	NORTH PULAU LAUT	177 280 000	2 137 615 000	9 165 616	93 345 825
IDSTU	SATUI	3 481 005 000	24 329 338 000	101 326 086	665 556 769
IDTAR	TARJUN	53 443 947	777 655 367	19 408 285	314 394 675
IDPUT	PULAU LAUT	540 318 049	4 766 283 555	32 863 823	328 394 500
IDBAN	BANJARMASIN	5 253 585 845	49 991 189 229	235 529 807	2 125 790 356
IDKTB	KOTABARU	1 236 773 000	6 825 649 410	27 539 796	155 441 858
IDBDJ	SAMSUDIN NOOR (U)	634	30 835	2 536	89 202
IDASA	ASAM ASAM	1 285 976 000	4 915 438 000	43 102 790	157 743 162
KALIMANTAN TIMUR		19 566 230 538	169 542 384 749	1 115 981 829	9 858 823 080
IDKRG	KARIANGAU	63 108	1 312 719	74 211	3 254 466
IDTBA	TANJUNG BARA, KL	4 494 411 000	38 485 550 000	234 905 511	1 820 600 667
IDBPP	BALIKPAPAN	1 200 146 688	10 487 472 062	92 231 626	823 118 444
IDSRD	SAMARINDA	6 996 837 649	58 888 434 739	290 768 898	2 428 599 032

Tabel 5 : Ekspor Indonesia menurut Propinsi dan Pelabuhan muat
Export of Indonesia by Province and Port of loading

September 2016
 September

Pelabuhan Code Port (1)	Pelabuhan Muat Port of Exportation (2)	Berat bersih / Net weight (Kg)		Nilai / Value F.O.B. (U S \$)	
		Bulan ini Current month (3)	Kumulatif Cum. Jan. to date (4)	Bulan ini Current month (5)	Kumulatif Cum. Jan. to date (6)
IDTRD	TANJUNG REDEP	2 671 457 000	20 773 799 513	105 161 790	780 232 724
IDTGR	PASIR/TANAH GROGOT	-	6 936 016	-	436 969
IDTSG	TANJUNG SANGATA	-	359 430 100	-	13 186 148
IDBPN	SEPINGGAN (U)	101 353	959 492	506 450	7 649 787
IDBTG	BONTANG	2 155 367 040	19 822 201 608	302 538 184	2 980 986 100
IDSEN	SENIPAH	66 886 700	1 127 582 000	20 659 557	345 916 704
IDADB	ADANG BAY	1 766 268 000	18 216 196 000	62 710 992	618 602 160
IDSKI	SANGKULIRANG	214 692 000	1 372 510 500	6 424 609	36 239 881
KALIMANTAN UTARA		1 185 053 670	12 944 277 058	72 825 291	608 337 344
IDTJS	TANJUNG SELOR	95 200 068	592 098 068	1 634 610	9 447 086
IDLIN	LINGKAS TARAKAN	724 375 154	8 319 136 915	42 708 042	434 672 670
IDNNX	NUNUKAN	51 631 484	333 681 112	23 185 004	112 023 122
IDBYQ	BUNYU	313 838 000	3 699 344 000	5 253 648	52 095 279
IDTRK	TARAKAN (U)	8 964	16 964	43 987	99 187
SULAWESI UTARA		70 013 337	740 909 625	65 591 347	636 667 256
IDLIR	LIRUNG	860	1 917	10 863	14 827
IDAMU	AMURANG	9 660 658	128 242 938	9 545 150	113 236 374
IDMND	MANADO	-	1 550 000	-	992 000
IDBIT	BITUNG	60 315 916	609 233 327	55 669 000	517 315 411
IDTGD	TAGULANDANG	140	2 152	10 638	25 557
IDPET	PETTA	-	1 569 562	-	1 433 970
IDMDC	SAM RATULANGI (U)	35 763	309 729	355 695	3 649 117
SULAWESI TENGAH		312 562 477	2 471 797 007	187 388 742	1 262 697 630
IDBGG	BANGGAI	206 895 744	1 599 169 152	72 670 972	500 396 377
IDLOL	LOLI	-	1 212 113	-	424 153
IDKLD	KOLONEDALE	72 400 000	477 400 000	90 140 348	523 409 479
IDPAT	PANTOLOAN	33 266 733	394 015 742	24 577 422	238 467 620
SULAWESI SELATAN		97 792 775	641 457 579	110 457 847	811 198 823
IDMAK	MAKASSAR	6 778 632	22 761 968	5 040 522	24 428 074
IDUJU	UJUNG PANDANG	40 731 599	334 210 385	45 803 063	356 305 417
IDPPO	PALOPO	-	4 692 067	-	3 276 741
IDBKI	BIRING KASSI	22 013 665	135 048 743	764 974	6 593 272
IDUPG	HASANUDDIN (U)	19 442 585	73 203 932	1 506 275	15 136 564
IDBAL	BALANTANG/MALILI	8 826 294	71 540 484	57 343 013	405 458 756
SULAWESI TENGGARA		4 332 816	90 949 216	10 906 033	72 993 537
IDBUW	BAU-BAU	-	55 044 803	-	2 266 900
IDKDR	KENDARI	-	138 328	-	1 030 991
IDPUM	POMALAA	4 332 816	35 766 085	10 906 033	69 695 646
GORONTALO		6 000 100	20 407 737	846 014	3 180 439
IDGOR	GORONTALO	6 000 100	20 407 737	846 014	3 180 439
MALUKU		2 250	129 169 203	2 052	27 984 246
IDBUA	BULA	-	126 389 753	-	27 118 513
IDAMB	AMBON	-	350 000	-	30 000
IDLUV	TUAL	2 250	2 429 450	2 052	835 733
MALUKU UTARA		-	30 407 257	-	20 159 415
IDTOB	TOBELO	-	850 397	-	442 207
IDPGE	PULAU GEBE	-	29 556 860	-	19 717 208

Tabel 5 : Ekspor Indonesia menurut Propinsi dan Pelabuhan muat
Export of Indonesia by Province and Port of loading

September 2016
September

Pelabuhan Code Port	Pelabuhan Muat Port of Exportation	Berat bersih / Net weight (Kg)		Nilai / Value F.O.B. (U S \$)	
		Bulan ini Current month	Kumulatif Cum. Jan. to date	Bulan ini Current month	Kumulatif Cum. Jan. to date
(1)	(2)	(3)	(4)	(5)	(6)
PAPUA BARAT		574 270 400	4 721 160 524	146 237 308	1 303 710 724
IDSOR	SORONG	42 426 231	118 246 064	11 917 324	35 551 360
IDNTI	BINTUNI, IRIAN JAYA	531 844 169	4 602 914 460	134 319 984	1 268 159 364
PAPUA		160 025 780	892 273 972	280 609 629	1 308 457 236
IDBIK	FRANS KASIEPO (U)	-	2 073	-	2 303 910
IDJYP	JAYAPURA	48 724	962 572	88 350	799 055
IDZRI	SERUI	683 599	56 833 178	453 817	32 528 418
IDMKQ	MERAUKE	-	900	-	570
IDTIM	AMAMAPARE	155 002 963	791 423 201	276 590 597	1 237 409 961
IDDJJ	JAYAPURA / SENTANI (U)	825	2 921	15 669	25 607
IDBXD	BADE, IRIAN JAYA	4 289 670	43 049 127	3 461 196	35 389 715
Total Ekspor		44 141 784 993	374 116 692 374	12 568 504 138	104 414 888 977

DATA

MENCERDASKAN BANGSA

— *Enlighten The Nation* —



BADAN PUSAT STATISTIK
BPS-Statistics Indonesia

Jl. dr. Sutomo No. 6-8 Jakarta 10710
Telp : (021) 3841195, 3842508, 3810291-4, Fax : (021) 3857046
Homepage : <http://www.bps.go.id> E-mail : bpsHQ@bps.go.id

